

LISTEN AND WATCH:



WEST



**HOME OF
ANGELS BASEBALL**

2018 ANGELS INFORMATION GUIDE



2018 ANGELS BASEBALL
**MEDIA
INFORMATION**



HALL OF FAME
CLASS OF 2018



2018
TACOMA

**ADVENTURE
IS ALWAYS
ON DECK.**



 **TOYOTA**

we make it easy™



EVERY **ANGELS** GAME LIVE

ON

ANGELS RADIO
A M 830

FOLLOW US:



facebook.com/
angelsradioam830



@angelsradio830



@angelsradioklaa

VLADIMIR GUERRERO

CAREER HIGHLIGHTS



8x



SILVER SLUGGER

.337 • 39 HOME RUNS • 126 RBI • 124 RUNS SCORED • 366 TOTAL BASES

2004 AMERICAN LEAGUE MVP

FIRST PLAYER TO REPRESENT ANGELS IN BASEBALL HALL OF FAME

1ST DOMINICAN REPUBLIC POSITION PLAYER
TO BE ELECTED TO THE BASEBALL HALL OF FAME

16 TOTAL
MAJOR LEAGUE SEASONS



BATTED **318** HOME RUNS **449** RBI **1496**

ANGELS™

2018 INFORMATION GUIDE

Vice President of Communications:
Tim Mead

Researched, Written and Edited by:
Adam Chodzko, Matt Birch, Eric Kay,
Corey LeVier, Katie Davidson,
Vanessa Weaver, Jenny Price,
Katie Whaley, McKenzie Whittington,
Erin Goforth, Dominic Mitrano, Jacob Jaffe,
Shane Demmitt, Aaron Wiedeman and
Brett Crane

Team Photographer:
Blaine Ohigashi

Additional Photography:
V.J. Lovero, John Cordes, Major League
Baseball, Getty Images, AP, Sports
Illustrated, Tom Donoghue, Scott Clarke,
Jerald Gibbs, Ron Hastings, Howard Levine,
Lou Sauritch, Matt Brown & Jordan Murphy

Statistical Information:
STATS LLC, Elias Sports Bureau
MLB Information Systems, Player Profiles,
SABR, MLB.com, MILB.com, ESPN Stats
& Research, baseballreference.com and
retrosheet.org

Design, Layout & Printing:
Meridian Graphics (Tustin, CA)
Debbie Chenkin-Steele (lead)
Gerry Allen

Copyright© 2018
©Angels Baseball, L.P.



The information contained in this publication was compiled by the Angels and is provided as a courtesy to our fans and the media and may be used only for personal or editorial purposes. Any commercial use of this information is prohibited without the prior written consent of the Angels.

All MLB and team insignias depicted in this publication are the property of Major League Baseball and the respective teams and may not be reproduced for commercial purposes without the prior written consent of Major League Baseball.

All information published as of February 2018



TABLE OF CONTENTS



Table of Contents	3-6
Angels Directory	7-9
The Angels and MLB Remember	10-23
Media Information Guidelines	24-26
FRONT OFFICE	27-51
Front Office Executives	28-33
Baseball Operations	34-39
Training & Medical Staff	39-43
Clubhouse Staff	44
Staff Headshots	45-49
Scouting Staff	50-51
UNDER THE HALO	53-66
TV & Radio Information	54-55
Television & Radio Broadcasters	56-59
Name, Logos & Colors	60
Angels in the Community	61-66
MANAGER & COACHES	67-82
Mike Scioscia	68-72
Coaching Staff	73-82
2018 ANGELS	83-222
40-Man Roster & Non-Roster Players Bios	84-216
40-Man Roster & Non-Roster	218-220
How Angels Were Built	221
Numerical Roster, Pronunciation Guide & In-Season Birthdays	222
MINOR LEAGUE SYSTEM	223-281
Minor League Instructors	224
Minor League Affiliates	224-225
Minor League Staff Bios	226-228
Minor League Managers	229-232
Additional Minor League Staff	233-234
2017 Minor League Review	236-237
2017 Minor League Awards & Honors	238-239
2017 Organizational Leaders	240
Annual Minor League Awards	241
2017 Draft Selections	242
2017 Affiliate Statistics	243-249
2018 Organizational Players	250-281
2017 IN REVIEW	283-299
Season Review	284-287
Day-by-Day	288-290

TABLE OF CONTENTS





TABLE OF CONTENTS



TABLE OF CONTENTS



Highs & Lows	291-292
Starters by Position and Batting Order with Team Records	293
2017 Final Stats	294
Won-Lost Breakdown	295
2017 American League Standings	296
2017 American League Leaders	297-299

ANGELS RECORDS 301-312

Club General – Season	302
Club Batting – Season	303
Club Fielding – Season	304
Club Pitching – Season	304
Individual Batting – Season	305-306
Individual Pitching – Season	306
Club General – Game	307
Club Batting – Game	307
Club Pitching – Game	308
Individual Batting – Game	308-309
Individual Pitching – Game	309
Club General – Consecutive	310
Club Batting – Consecutive	310
Club Pitching – Consecutive	310
Individual Batting – Consecutive	310
Individual Pitching – Consecutive	311
Individual Batting – Rookie Season	311
Starters – Rookie Season	312
Relievers – Rookie Season	312

ANGELS IN THE POSTSEASON 313-344

Yearly Playoff Summaries	314-341
All-Time Game-by-Game	342
All-Time Highs & Lows	343
Career Postseason Leaders	344

CLUB HISTORY 345-464

Start of a Franchise, Original Draft	346
Inaugural Game, Los Angeles Angels Firsts	347



TABLE OF CONTENTS



TABLE OF CONTENTS

Year-by-Year Records/Standings 348
 All-Time Roster 349-351
 Opening Day Lineups 352
 Year-by-Year Statistical Review (1961-2016) 353-408
 Career Batting Leaders 409
 Single-Season Batting 410-411
 Rookie Single-Season Batting 412
 Yearly Leaders Batting 413-415
 Club Batting Stats (Year-by-Year) 416
 Club Designated Hitters 417
 Club Pinch Hitting 418
 Angels Grand Slams 419
 Three Home Runs – Inning 420
 Opponents Grand Slams 421
 Pinch-Hit Home Runs, Inside-the-Park HR, HR in First At-bat
 as Angel, HR in First Game as Angel 422
 Career Leaders Pitching 423
 Single-Season Pitching 424

Rookie Season Pitching 425
 Yearly Leaders Pitching 426-428
 Club Pitching (Year-by-Year) 429
 Low Hit Games By & Against Angels 430
 Club Fielding (Year-by-Year), Games Played by Position 431
 Highest Fielding Pct. by Position 432
 Triple Plays By & Against Angels 432
 Day-by-Day Best/Worst Records 433
 Day-of-the-Week Totals 434
 Month-by-Month Totals, Angels vs. A.L. Divisions 435
 Interleague Play 436
 Series Sweeps 437
 Marathons in Angels History 438
 Extra Innings, Winnings Streaks, Losing Streaks 439
 1-0 Wins & Losses 440-441
 Angels Stealing Home, Home Rainouts, At the All-Star Break 442
 The Last Time 443
 Angel Stadium 444-446





TABLE OF CONTENTS



TABLE OF CONTENTS

The Big A	447
Angel Stadium Firsts	448
Year-by-Year Total Attendance, Top 10 Sellouts at Angel Stadium	449
Opponents Record Attendance, All-Time Regular Season Attendance	450
Angels Hosting the All-Star Game	451-453
Angels Notable Trades	454-456
Angels Notable Free Agent Signings	457
First Round Draft Selections	458-459
Angels Award Winners	460-462
Angels Player of Week & Month Winners	463
All-Star Game Selections, All-Star Game MVPs, Home Run Derby Participants	464

ANGELS HALL OF FAME 465-472

MAJOR LEAGUE BASEBALL 473-502

National Baseball Hall of Fame and Museum	474
MLB Staff Directory	475
2018 Opponents Information	476-492
Items of Interest	493-494
Medical Glossary	495-496
World Series Champions	497
Most Valuable Player Award	498
Cy Young Memorial Award	499
Rookie of the Year Award	500
2018 Important Dates, Statistical Services	502

SPRING TRAINING 503-509

Tempe Diablo Stadium	504-505
Spring Training Information	506
Spring Training Schedule	507
2017 Spring Training Stats	508
Spring Training Records & Attendance	509

2018 SEASON INFORMATION 510-512

Angel Stadium Map	510
2018 Angels Promotional Schedule	511
2018 Angels Schedule Grid	512

FILLER BOX INDEX

About the Rally Monkey	33	Michelle Carew Community Courtyard	94
All-Star Game Bests	464	Milestone Wins	143
Angels Baseball Foundation	66	Minor League Affiliate History	238
Angels General Managers	34	MLB Security Policies	441
Angel Stadium, Quick Facts	444	Most Strikeouts by State of Birth	80
Angel Stadium Ground Rules	449	Most Walk-Off Wins in Franchise History	82
Angel Stadium Pre-Game Schedules	25	Nick Kamcz Scout of the Year Award	120
Angel Stadium Policies	456	Off And Running	112
Angels Pressbox Online	24	Postseason Attendance	450
Angels Top Prospects by <i>Baseball America</i> (2010-18)	240	Presidents of the Angels	30
Best Career Earned Run Averages, Starters	312	Radio Broadcasters, All-Time	57
Big A Netting	88	Radio Affiliates (2018)	55
Big A Quick Facts	447	Retired Numbers	333
By the Decade	434	Robert O. Fishel Award	184
Fred Haney Memorial Award	506	"Role Reversal", Position Players to Pitch	75
Gene Autry Memorial Statue	110	Smashing Debuts	153
Hitting Streaks	311	Television Broadcasters, All-Time	54
Howie Gershberg Award	239	Tempe Diablo Stadium Facts & Figures	504
HR, RBI in a Month	304	The Halo Way - Angels Photo Blog	481
Hundred Home Run Halos	417	V.J. Lovero Photo Well	151
Longest HR Hit at Angel Stadium	77	WAR Report	197
Managerial Records, Angels All-Time	72	Walk-Off Home Runs since 2000	499
Mara Forcey Award	241	Western Division Clinching Dates	335
Memorial Uniform Markings	333		



ANGELS DIRECTORY



ANGELS

ANGEL STADIUM • 2000 GENE AUTRY WAY • ANAHEIM, CA 92806 • ANGELS.COM; @ANGELS

FOUNDED: 1960
ADMINISTRATIVE OFFICES
714/940-2000

TICKET INFORMATION
714/634-2000/angels.com
HOME BALLPARK

Angel Stadium of Anaheim
2018 CAPACITY: 45,477

CONCESSIONS, CATERING & MERCHANDISE
Legends Hospitality

TEAM COLORS
Red (PMS 200)
Dark Red (PMS 202)
Navy Blue (PMS 289)
Silver (PMS 877)

SPRING TRAINING FACILITY
Tempe Diablo Stadium
2200 W. Alameda
Tempe, AZ 85282

CLUB AFFILIATES
Salt Lake Bees (AAA)
Mobile BayBears (AA)
Inland Empire 66ers (A)
Burlington Bees (A)
Orem Owlz (R)
Tempe Angels (R)
Dominican Angels (DSL)
(Boca Chica)

EXECUTIVE MANAGEMENT

Ownership	Carole & Arte Moreno
Chairman.....	Dennis Kuhl
President.....	John Carpino
Chief Financial Officer.....	Bill Beverage
Senior Vice President, Finance and Administration	Molly Jolly
Vice President, Communications.....	Tim Mead
Vice President, Sales.....	Neil Viserto

BASEBALL OPERATIONS

General Manager.....	Billy Eppler
Assistant General Manager	Steve Martone
Assistant General Manager	Jonathan Strangio
Special Assistants to GM	Marcel Lachemann, Eric Chavez, Brad Ausmus
Senior Advisor, Baseball Operations.....	Bill Stoneman
Major League Special Assignment Scout	Ric Wilson
Director, Amateur Scouting	Matt Swanson
Director, Baseball Operations	Andrew Ball
Director, International Scouting	Carlos Gomez
Director, Minor League Operations	Mike LaCassa
Director, Player Development	Mike Gallego
Director, Pro Scouting	Nate Horowitz
Director, Quantitative Analysis	Jonathan Luman
Baseball Information Analyst.....	Richard Anderson
Baseball Systems Architect	Seth Glantz
Baseball Systems Developers.....	Ryan Bailey, Jonathan Jagdharry
Assistant, Baseball Operations	Walter King
Assistant, Baseball Operations	Chris Mosch
Assistant Baseball Systems Developer	Ryley McGovern
Assistant, Player Development	Andrew Mack
Assistant, Quantitative Analysis	Kevin Brice
Assistant, International and Pro Scouting	Nick Lampe
Assistant, Amateur Scouting	Aidan Donovan
Baseball Administration Coordinator.....	Adam Cali
Sr. Major League Video Coordinator.....	Diego Lopez
Video Coordinator.....	Ruben Montano Jr.
Traveling Secretary	Tom Taylor
Equipment Manager	Keith Tarter
Assistant Clubhouse Manager	Shane Demmitt
Visiting Clubhouse Manager	Brian "Bubba" Harkins
Clubhouse Staff	Geoff Bennett, Cristian Barron, Kris Constanti, T.J. Jara, Eric Jimenez, Angel Miranda, Hector Vazquez

DIRECTORY



ANGELS DIRECTORY



DIRECTORY

MEDICAL STAFF

Head Physician/Internal Medicine	Craig Milhouse, M.D.
Orthopedic Physicians (Kerlan-Jobe Clinic)	Ronald Kvitne, M.D.; Brian Schultz, M.D.; Dr. Steve Yoon, M.D.
Head Certified Athletic Trainer	Adam Nevala
Certified Athletic Trainer	Rick Smith
Certified Assistant Athletic Trainer	Eric Munson
Director, Sports Science & Performance/Head Physical Therapist	Bernard Li
Head Strength & Conditioning Coach	Lee Fiocchi
Physical Therapist/Assistant Strength & Conditioning Coach	Sean Johnson
Roving Strength & Conditioning Coach	Ryan Crotin
Massage Therapist	Yoichi Terada
Chiropractic Consultant	Brian Prieto, DC
Employee Assistance Program/Clinical Psychologist	Erik Abell, PhD.
Dietitian	Becci Twombly

COMMUNICATIONS & COMMUNITY RELATIONS

Director, Communications	Eric Kay
Sr. Manager, Communications	Adam Chodzko
Manager, Communications	Matt Birch
Senior Director, Foundation Initiatives	Jenny Price
Director, Community Partnerships	Nicole Provansal

ADMINISTRATION/HUMAN RESOURCES

Director, Human Resources	Deborah Johnston
Benefits Manager	Cecilia Schneider
Human Resources Generalist	Mayra Castro
Human Resources Coordinator	Anthony Recinos

LEGAL

Director, Legal Affairs and Risk Management	Alex Winsberg
Associate Legal Counsel	Jen Tedmori

FINANCE

Director, Finance	Doug Mylowe
Controller	Sue Bassett
Assistant Controller	Jennifer Whyntott
Financial Operations Manager	Jennifer Jeanblanc
Payroll Manager	Lorelei Schlitz
Payroll Assistant	Alison Kelso
Accountant	Kylie McManus
Accounts Payable Specialist	Sarah Talamonte

INFORMATION SERVICES

Director, Information Services	Al Castro
Senior Network Engineer	Neil Farris
Technology Integration Specialist	Paramjit "Tiny" Singh
Senior Customer Support Analyst	David Yun
Network Administrator	James Sheu
Help Desk Support Assistant	Mike Gallant

MARKETING

Senior Manager, Ticket Marketing	Ryan Vance
Marketing Managers	Vanessa Vega, Alex Tino
Business Analyst	Julius "JJ" Evans
Graphic Designers	Erin Goforth, Dominic Mitrano
Marketing Events Coordinator	Brianna Davoren
CRM Data Coordinator	Seth Arias
Social Media Coordinator	Tara Nicodemo
Digital & Promotions Coordinator	Hannah Stange
Team Photographer	Blaine Ohigashi

ENTERTAINMENT

Director, Entertainment & Production	Peter Bull
Entertainment Coordinator	Samantha Andersen
Producer, Video & Scoreboard Operations	David Tsuruda
Associate Producer, Video & Scoreboard Operations	Danny Pitts
Public Address Announcer	Michael Araujo



ANGELS DIRECTORY



DIRECTORY

SALES & CLIENT SERVICES

Director, Ticket Sales	Jim Panetta
Director, Premium Sales and Service	Kyle Haygood
Group Sales Manager	Mike Abraham
Inside Sales Manager	David Neumann
Premium Seating Coordinators	Cierra Lane, Lauren Dahl
Group Sales Coordinator	Madison Garcia
Senior Account Executive, Ticket Sales	Jeff Leuenberger
Ticket Sales Account Executives	Paul Maginnes, Lisa Saldana
Senior Account Executive, Group Sales	Angel Rodriguez
Account Executives, Premium Sales	Jared Florin, Jasmin Matthews, Shelton Glenn, Eddie Gomez
Account Executives, Group Sales	Andrew Abarca, Angel Acosta, Taylor Gach, Sage Poland, Philip Gurule, Jacob Miller, Kristen Pepperling, Michael Squitieri
Account Executive, Business Development	James McGee, J.T. Umberg
Client Services Representatives	Spenser Ishii, Shawn Meyer, Jennifer Moran, Marcus Sims, Jeremy Gathright

TICKETING

Director, Ticket Operations & Service	Tom DeTemple
Senior Manager, Ticket Operations	Sheila Brazelton
Manager, Ticket Office	Susan Weiss
Ticketing Supervisor	Armando Reyna
Ticketing Representatives	Clancy Holligan, Lisa Martinez, Mario Ramirez, Karla Davenport, Brandon Cosio, Ellen Crooks

CORPORATE SALES

Senior Director, Business Development	Mike Fack
Senior Manager, Partner Services	Bobby Kowan
Senior Corporate Account Executives	Rick Turner, Leslie Koontz
Corporate Account Executive	Drew Zinser, Evan Harding
Sponsorship Services Supervisor	Erin Morey
Sponsorship Services Coordinators	Ashley Fleck, Andie Mitsuda, Adam Overgaard, Ryan Vitelli

STADIUM FACILITIES

Director, Stadium Facilities	Mike McKay
Manager, Facility Maintenance	Gary Jordan
Purchasing Manager	Suzanne Peters
Facilities Office Manager	Jose Padilla
Asset Coordinator	Daniel Angulo
Wardrobe Supervisor	Genaro Luna
Administrative Assistant, Facilities	Carmen Mispagel
Lead Electrician	Bob Ross
Electricians	Patrick Byrnes, Robert Macciavello
Maintenance Painters	Randy Bishopp, Andrew Rogers, David Tunstall, Bill Bryson
Lead, Skilled Crafts	Kevin Brown
Skilled Craftsmen	Alex Cervantes, Frank Stewart, Michael Williams, Victor Sanchez
Lead HVAC Technician	Tony Suruor
HVAC Technician	Scott Coomes
Equipment Mechanic	Ryan Mendoza
Warehouse Assistants	Adrian Castillo, Christian Govea, Willaim Maurer

BALLPARK OPERATIONS

Senior Director, Ballpark Operations	Brian Sanders
Director, Ballpark Operations	Sam Maida
Senior Manager, Stadium Events & Operations	Calvin Ching
Ballpark Operations Coordinator	Carlos Campos
Director, Special Events	Courtney Wallace
Special Events Coordinator	Veronica Lee
Supervisor, Stadium Events	Kelsey Hayes
Guest Experience Manager	Chris Warden
Security Manager	Mark Macias
Security Hosts	Jose Andrade, James Haskins, Gabe Rivera, Richard Schlipp, Jacqueline Urbanus
Clubhouse & Lobby Security	Jeff Cogan, Alfred Nunez
Police Department Representative	Jerry Blair
Housekeeping Operations Manager	Nathan Bautista
Housekeeping Supervisors	Pedro Del Castillo, Ray Nells
Field/Ground Maintenance Manager	Barney Lopas
Assistant Groundskeeper	Greg Laesch
Receptionist	Margie Walsh



THE ANGELS & MLB REMEMBER



IN MEMORIAM



RUBEN AMARO SR., a Gold Glove-winning former shortstop for the Philadelphia Phillies, died Friday, Mar. 31, 2017. Amaro spent more than six decades in the game as a player, manager, coach, scout, instructor and executive. More than 30 of those seasons, including six, were with the Phillies. He was 81.

Amaro played 11 seasons in the Major Leagues. A shortstop known for his slick fielding, he won a Gold Glove in 1964. That same season, the Phillies lost a 6 ½ game lead over the last two weeks of the season and missed out on a possible trip to the World Series.

After breaking into the Majors with the St. Louis Cardinals in 1958, Amaro was traded to Philadelphia. He later played for the Yankees and Angels before the end of his Major League career in 1969. He posted a career batting average of .234 with eight home runs and 156 RBI.

Born in Mexico in 1936, Amaro was playing with the country's national team when the Cardinals signed him in 1954. While working his way through the St. Louis system, he played several seasons of winter ball in various Latin leagues. The uniform Ruben had been issued was several sizes too big, but Mr. Amaro wore it in silence until teammate and future Hall of Famer Stan Musial, who had played with his father in winter ball, instructed the equipment manager to get him one that fit. In 2011, Mr. Amaro told a sportswriter that the interaction with Musial was "the highlight of my career."

Amaro was born Jan. 6, 1936, in Veracruz, Mexico. His father, Santos Amaro, was a Cuban and Mexican Baseball Hall of Fame player. Ruben joined his father in the Mexican Baseball Hall of Fame in 1986. Ruben's son, Ruben Amaro Jr., also became a Major League baseball player and later went on to serve as General Manager of the Phillies from 2009 to 2015.

Following the end of his playing career, Amaro had a lengthy career as a coach and scout in American minor and Major Leagues, as well as leagues in Venezuela and Mexico.

He coached first base with the Phillies when the franchise won its first World Series championship in 1980.



DON BAYLOR, the first MVP in the history of the Angels, and perhaps the greatest clubhouse leader in their history, passed away last Aug. 7. He was 68.

Baylor died in his hometown of Austin, Texas, after a 14-year battle with multiple myeloma. "Don passed from this earth with the same fierce dignity

with which he played the game and lived his life," his wife, Becky, said.

Baylor played in all 162 games in 1979 and led

the Majors with career bests of 139 RBI and 120 runs. He also had career highs in homers (36) and hits (186) while helping the Angels to the American League West title before they lost to Baltimore in the AL Championship Series.

When Baylor retired, he had been hit by pitches a then-record 267 times, and led the Majors in that category seven times. He also had 285 steals, including a career-high 52 with Oakland in 1976.

He was the first manager of the expansion Rockies, leading them to their first playoff appearance in the franchise's third season. Baylor spent six years with Colorado and two-plus seasons as manager of the Chicago Cubs, from 2000-02. His career record was 627-689. He spent nearly 50 years in pro baseball.

Baylor won a World Series with Minnesota in 1987, hitting one of his four postseason homers in the seven-game victory over the St. Louis Cardinals.

Mostly a designated hitter but also an outfielder and first baseman, Baylor also had stops with the New York Yankees, Boston and the Twins before finishing his career with the A's in 1988. He was a career .260 hitter with 338 homers and 1,276 RBI.

He was born June 28, 1949 in Austin, Texas to George and Lillian Baylor. He was a member at Sweet Home Missionary Baptist Church for more than sixty years where he served as Deacon until his death. Don also held dual membership at Second Baptist Church in Indio. Don grew up in the Austin community of Clarksville where he was a natural born athlete and leader who excelled at football and baseball. He was one of three African Americans to integrate public schools in Austin when he attended O. Henry Junior High School in the 1960s. He was the first African American athlete at Stephen F. Austin High School where he later graduated.

His high school coach, Frank Seale remained an important part of his life and family. Don was a man of many firsts. He was offered a scholarship to play football at the University of Texas by coach Darrell Royal which would have made him the first African American to play football at UT. Don opted to pursue his baseball career and enrolled at Blinn Junior College in Brenham, Texas. He was drafted in the second round of the 1967 draft by the Baltimore Orioles, a team loaded with future Hall of Famers.

With the Orioles in the early 1970s, Don made his Major League debut, broke into the everyday lineup, collected his first postseason RBI, and earned his nickname of "Groove". He reached the World Series three straight seasons (with three different teams) from 1986 to 1988. Don was named the National League Manager of the Year in 1995 when the Colorado Rockies made their initial post season debut, making him one of four men to win an MVP Award and be named Manager of the Year. He was the first manager in Rockies history from 1993-98 and managed the



THE ANGELS & MLB REMEMBER



Chicago Cubs from 2000-02.

Off the field since 1978, Don served as host of the annual golf tournament in Southern California to raise funds to help find a cure for Cystic Fibrosis which to date has raised millions of dollars. In addition to using the golf tournament in the fight to defeat CF, Don founded the original 65 Roses Sports Clubs (which eventually spread to every Major League team), a program that generated tens of millions for life saving medical programs.

Don's leadership and respect for the game went beyond the clubhouse. He was a team representative and ultimately the American League Union representative and had a significant impact in some of the most tumultuous times in the modern-day MLB union leadership and contract negotiations, further establishing the depth of his courage to stand up for what's right. Don was also an author and published his book, *Don Baylor, Nothing But The Truth: A Baseball Life*, with Claire Smith in 1989.

He is a member of the following Halls of Fame: Los Angeles (California) Angels, Colorado State Sports, Texas State Sports, Texas State Baseball, Rochester Red Wings and the International League.



JIM BUNNING, a hard-throwing Hall of Fame pitcher who once threw a perfect game and who took his intimidating, combative style from the baseball diamond to Capitol Hill as a Republican member of the House of Representatives and later as a two-term U.S.

Senator from Kentucky, died May 26 at a hospice facility in northern Kentucky. He was 85.

Bunning first gained acclaim as one of the most reliable pitchers of the 1950s and 1960s, first with the Detroit Tigers and later with the Philadelphia Phillies. He was the starting pitcher for the American League in three All Star games and on June 21, 1964 — Father's Day — hurled a perfect game for the Phillies against the New York Mets.

He could be dismissive of reporters — as a baseball player and as a congressman — which some said kept him from being selected for the National Baseball Hall of Fame by voters of the Baseball Writers Association. He was elected by the Hall of Fame's Veterans Committee in 1996.

Even as a ballplayer, Bunning had shown an interest in politics and off-the-field issues. He was a leader in the founding of the players' union, the Major League Baseball Players Association, and in 1968 headed a group called Athletes for Nixon.


After his retirement from baseball in 1971, he managed for five years in the Phillies' minor-league system before entering politics, first being elected to the city council, then to the state senate. He was Kentucky's Republican candidate for governor in 1983, losing to Democrat Martha

Layne Collins. Bunning was elected to Congress in 1986 and served six terms.

Bunning was born Oct. 23, 1931, in Covington, Ky., and grew up in Southgate, a Kentucky suburb of Cincinnati. He attended a Jesuit high school in Cincinnati, where he excelled in sports. He went to Cincinnati's Xavier University on a basketball scholarship, but the Detroit Tigers recognized his skill in baseball and signed him to a minor-league contract in 1950. Bunning was allowed to complete his education at Xavier, from which he graduated in 1953, while pitching in the minor leagues. Mr. Bunning joined the Tigers in 1955 and became a star two years later, when he led the American League with 20 wins.

It was his only 20-win season, though he would win 19 games four times.

He would win 224 games during his 17-year career and posted an ERA of 3.27. He was the first pitcher of the 20th century to pitch no-hitters and win more than 100 games in both the American and National Leagues. When he retired in 1971, his 2,855 strikeouts ranked second in baseball history, behind only Washington Senators great Walter Johnson.



BOB CERV, who played in three World Series with the New York Yankees - winning one in 1956 - died Apr. 6 of last year in Blair, Nebraska. He was 91.

Cerv, a World War II Navy veteran who survived a kamikaze attack on his destroyer in 1944, was a backup outfielder with the Yankees from 1951-56 and 1960-62.

In 1957, Cerv finally received a chance to start after being sold to the Kansas City A's. He blossomed into an All-Star in 1958, hitting .305 with 38 home runs and 104 RBI despite playing one month with his jaw wired shut after a home plate collision in Detroit.

On the heels of the lopsided Roger Maris trade, the A's traded Cerv back to the Yankees in May 1960 for third baseman Andy Carey. The righty outfielder went on to hit .357 in the 1960 Series loss to the Pirates but was taken by the Angels in the 1961 expansion draft. The Angels traded him back to the Yankees in May but Cerv missed the 1961 World Series due to a knee injury.

In June 1962, the Yankees sold Cerv to Houston; he was released after 19 games with the Colt 45s and retired, eventually coaching college baseball at Southeast Missouri State. He hit .276 with 105 home runs in his 12-year career.

Upon his return to the Yankees in 1961, Cerv roomed with Mickey Mantle and Roger Maris. Being at the epicenter of the M&M Boys' legendary home run battle led to Cerv being portrayed by actor Chris Bauer in the 61 TV movie in 2001.



THE ANGELS & MLB REMEMBER



IN MEMORIAM



DARREN DAULTON, the former Philadelphia Phillies All-Star catcher passed away last Aug. 6. He was 55.

Daulton was diagnosed with cancer in 2013 and went into remission in 2015. He was a key part of and leader on the 1993 Phillies team that surprised the

League pennant and lost to the Toronto Blue Jays in six games in the World Series.

"We played hard and did everything hard. It was fun, and that was what made us special," Daulton once said of the improbable '93 team.

Daulton was found to have two brain tumors in June 2013 and, after surgery to remove them, was diagnosed with glioblastoma, a highly malignant form of brain cancer, the following month. He underwent radiation, speech therapy and other treatment before announcing he was cancer-free in February 2015.

"Darren was a true leader of men," Phillies chairman emeritus Bill Giles said in a statement. "The Phillies would not have gone to the 1993 World Series without his leadership. In addition to being an outstanding clubhouse leader, he was also a fighter. He battled through five knee operations to become an All-Star. I really enjoyed watching him for 14 years in uniform. Darren was a super human being. His teammates loved him. I loved him like he was one of my own."

Daulton underwent nine knee surgeries over the course of his career, and in his final few seasons, he transitioned to play outfield and first base and pinch hit.

With his career in decline, the Phillies traded Daulton to the Florida Marlins in July 1997. He hit .262 with three home runs and 21 RBI in 52 games as the Marlins marched into the postseason. He batted cleanup in Game 7 as Florida won the World Series, and then retired, finishing with a career .245 batting average, .357 on-base percentage and .427 slugging percentage.

Daulton was born Jan. 3, 1962, in Arkansas City, Kansas. He was drafted by the Phillies in the 25th round of the 1980 draft and made his debut on Sept. 25, 1983, against the St. Louis Cardinals. He also was a defensive standout and one of the Phillies' biggest left-handed bats during his heyday. He won the Silver Slugger Award in 1992, the same season he led the National League in RBI, with 109. He followed that performance with 105 RBI (sixth in the NL) in 1993, becoming one of only nine catchers in MLB history to drive in 100 or more runs in back-to-back seasons. Daulton was named to the All-Star team in 1992, '93 and '95.



BOBBY DOERR, the Hall of Fame second baseman who was a smooth fielder, timely hitter and immensely popular figure through 14 seasons with the Boston Red Sox, died last Nov. 13 in Junction City, OR. He was 99 and had been the oldest living former Major Leaguer.

Doerr was a celebrated presence at Fenway Park, along with Ted Williams and Dom DiMaggio in the outfield and Johnny Pesky at shortstop. He was the last surviving Major League player from the 1930s, having begun his career with the Red Sox in 1937.

His death leaves Red Schoendienst, 94, best known for his years with the St. Louis Cardinals, as the oldest living Hall of Famer.

"We never had a captain, but he was the silent captain of the team," Ted Williams said when Doerr was elected to the Hall of Fame by the Veterans Committee in 1986.

Playing at Fenway Park into the early 1950s, except for one year in the Army during World War II, Doerr was a nine-time American League All-Star. He set a record for consecutive fielding chances without an error, batted over .300 in three different seasons and drove in more than 100 runs six times.

His teams won just one American League pennant, in 1946. The Red Sox went on to lose to the St. Louis Cardinals in a seven-game World Series, but he batted .409 in that series.

"Doerr was easily the most popular player of the Red Sox and possibly the most popular baseball player of his era," David Halberstam wrote in *Summer of '49* (1989), an account of a memorable pennant race between the Red Sox and the Yankees. "He was so modest and his disposition so gentle that his colleagues often described him as 'sweet.' He was the kind of man other men might have envied had they not liked him so much."

Robert Pershing Doerr was born in Los Angeles on Apr. 7, 1918, the son of Harold and Frances Doerr. His father was a telephone company lineman. He was signed by the Hollywood team of the Pacific Coast League out of high school in 1934 and played two seasons in Hollywood, then a third year for the franchise when it moved to San Diego.

He was signed by the Red Sox after being scouted in the summer of 1936 by Eddie Collins, the Boston general manager and himself a former second baseman and future Hall of Famer. On that trip, Collins also discovered Williams, then a teenager, with the San Diego team.

Doerr joined the Red Sox in 1937 and became a regular a year later.

Throughout the 1940s, Doerr and Pesky vied with the Yankees' Joe Gordon at second base and Phil Rizzuto at shortstop as the American League's leading double-play combination.



THE ANGELS & MLB REMEMBER



Doerr led American League second basemen in double plays in five different seasons and in 1948 set Major League records, since broken, for consecutive chances without an error at his position, 414, and consecutive errorless games, 73.

Doerr was the batting hero of the 1943 All-Star Game at Shibe Park in Philadelphia, hitting a three-run homer off the Cardinals' Mort Cooper in the American League's 5-3 victory.

He got his 2,000th hit on July 1, 1951, at Yankee Stadium. But he developed back problems that summer and retired after the season. He finished his career with 2,042 hits and a .288 batting average, hit 223 home runs and drove in 1,247 runs. He led the American League in slugging percentage in 1944 with a .528 mark.

He was later a coach for the Red Sox and the Toronto Blue Jays. His No. 1 was retired by the Red Sox in 1988.



DICK ENBERG, former Angel and Hall of Fame broadcaster known for his call of "Oh my!" during a 60-year career, passed away last Dec. 21. He was 82.

Enberg got his big break with UCLA basketball and went on to call Super Bowls, Olympics, Final Fours and Angels and Padres baseball games as well

as Rams football games.

He retired from his TV job with the Padres in October 2016, capping a six-decade career punctuated with countless calls of "Oh my!" in describing big plays. He also was well known for his baseball catchphrase of "Touch 'em all!" for home runs.

Raised in Armada, Michigan, Enberg's first radio job was actually as a radio station custodian in Mount Pleasant, Michigan, when he was a junior at Central Michigan. He made \$1 an hour. The owner also gave him weekend sports and disc jockey gigs, also at \$1 an hour. From there he began doing high school and college football games.

During his nine years broadcasting UCLA basketball, the Bruins won eight NCAA titles under coach John Wooden. Enberg broadcast nine no-hitters, including two by San Francisco's Tim Lincecum against the Padres in 2013 and 2014.

He said the most historically important event he covered was "The Game of the Century," Houston's victory over UCLA in 1968 that snapped the Bruins' 47-game winning streak.

Enberg's many former broadcast partners included Merlin Olsen, Al McGuire, Billy Packer, Don Drysdale and Tony Gwynn. He even worked a few games with Wooden, whom he called "The greatest man I've ever known other than my own father."

Enberg was the voice of the Angels from 1969-78, and called Padres games for seven seasons.

He was inducted into the broadcasters' wing of the Baseball Hall of Fame in 2015 as the recipient of the Ford C. Frick Award.

"There will never be another Dick Enberg," CBS Sports Chairman Sean McManus said. "As the voice of generations of fans, Dick was a masterful storyteller, a consummate professional and a true gentleman. He was one of the true legends of our business."

Enberg won 13 Sports Emmy Awards and a Lifetime Achievement Emmy. He received a star on the Hollywood Walk of Fame, and UCLA named its Media Center in Pauley Pavilion after him.

At halftime of a UCLA game last year, former Bruins stars Bill Walton and Jamaal Wilkes presented Enberg with a No. 8 jersey, signifying the number of championships he called.



KATY FEENEY, a baseball executive for four decades and a daughter of former National League President Chub Feeney, died last Apr. 2. She was 68.

Feeney was hired by the National League in 1977 and rose to become Major League Baseball's senior vice president of club relations and

scheduling. She was among the most prominent women in baseball and the sport's go-to expert on the complicated rules governing the schedule. She was a familiar presence at baseball's biggest events, thoughtfully remembered everyone's name around the game and almost always sported a stylish hat from a vast collection she built during her many travels.

An avid theater-goer who long took tap-dancing lessons, she was a baseball lifer, born into one of the sport's longstanding families. Her father, Charles S. Feeney, was a grandson of Charles Stoneham, the New York Giants' controlling owner from 1919 to 1936, and a nephew of Horace Stoneham, who owned the team from 1936 to 1976 and moved it to San Francisco after the 1957 season. Charles "Chub" Feeney became a Giants vice president and by 1950 essentially was the club's general manager. He served as National League president from late 1969 until 1986, and was the San Diego Padres president for a little more than a year in 1987 and '88.

A UC Berkeley graduate, Katy Feeney followed her father to the National League office, was promoted to assistant director of public relations in 1979 and became director of media and public affairs in December 1986. In that role, she became a friendly voice to the media and later fans in the broadcast era as the person who introduced National League players on the podium during the postseason and All-Star Games. Following the merger of the National League and American League with the commissioner's office in 2000, she became the point person for dealing with

IN MEMORIAM



THE ANGELS & MLB REMEMBER



IN MEMORIAM

the formation of the schedule and its rejiggering when weather caused havoc.

“For decades, Katy carried on her family’s great baseball tradition and became a mentor to many young officials,” the commissioner’s office said. “In particular, she was one of the leading pioneers to the female executives of our game. Her friends and colleagues will never forget Katy’s unwavering commitment to baseball.”

She is survived by brothers John, Stoney and Will; her sister Mary; and eight nieces and nephews.

“The passing of Katy Feeny brings great sadness to our organization,” Giants CEO Larry Baer said. “Katy was one of the most experienced voices in the game and was a longtime friend that left an imprint not only on the Giants organization, but all of baseball.”



TODD FROHWIRTH, a veteran of nine Major-league seasons, died after a brave battle with cancer last Mar. 26, 2017, at the age of 54.

He was born in Milwaukee, WI and attended Messmer High School, Waukesha County Tech. College and Northwest Missouri State University.

Baseball and basketball were a big part of his life. He was drafted by the Philadelphia Phillies in 1984. During his career he pitched for the Phillies, Orioles, Red Sox and Angels, registering an overall record of 20-19 with 11 saves and a 3.60 ERA out of the bullpen.

Following his retirement in 1996, he coached for several years before becoming a professional scout for the Baltimore Orioles for 15 years.



NED GARVER, a standout player on one of baseball’s worst — and most colorful — teams — the old St. Louis Browns, and the last Major League pitcher to win 20 games in a season for a team that lost 100 games, died Feb. 26 of last year in Bryan, Ohio. He was 91.

Garver spent parts of five seasons with the Browns, from 1948 to 1952. During that time, the team never finished higher than sixth place in the eight-team American League. A sturdy 5-foot-10 right-hander, Garver was recognized as the Browns’ best player, “a jewel in a pile of rocks,” sports writer Rich Westcott wrote in his book *Splendor on the Diamond*, and “a thoroughbred among nags.”

In 1950, despite a record of 13-18, Garver finished second in the American League in ERA at 3.39, behind Hall of Famer Early Wynn of the Cleveland Indians. The Browns finished in seventh place, 40 games behind the pennant-winning New York Yankees.

The next year, they were even worse. The team often drew fewer than 2,000 fans per game.

At the midseason break for the All Star Game, the Browns had won only 22 of their 74 games; exactly half of those victories were credited to Garver. He was named the American League’s starting pitcher at the All-Star Game and allowed one unearned run in three innings.

In July 1951, the Browns were bought by Bill Veeck, a renegade owner and one of baseball’s greatest showmen. He promptly signed 45-year-old former Negro Leagues pitcher Satchel Paige, who became one of Garver’s closest friends on the team.

Veeck also offered a one-game contract to 3-foot-7 Eddie Gaedel. On Aug. 19, 1951, Gaedel came to the plate for the Browns as a pinch hitter, wearing uniform No. 1/8. He walked on four pitches, then trotted to first base, bowing to the roaring crowd.

By mid-September, Garver had a record of 16-12 and needed to win four more games to reach 20, a benchmark of baseball excellence.

Yet he won his next three starts before taking the mound against the Chicago White Sox on the final day of the season. With the score tied 4-4 in the bottom of the fifth inning, Garver — one of his team’s best hitters as well as its finest pitcher — came up to bat.

“And, son of a biscuit,” he said in 2001, “I hadn’t hit a home run all year, but I hit a home run over the Sealy Mattress sign in left field.”

The Browns won, 9-5, to secure his 20th victory, which he called “the greatest feeling I ever had as a player.” His 24 complete games led the American League.

On a team that finished with a record of 52-102, no other pitcher won more than six games. The only other pitcher in baseball history with 20 victories for a team that lost 100 games was Irv Young of the 1905 Boston Beaneaters.



DALLAS GREEN, a towering baseball figure who won a World Series as a manager in Philadelphia and paved the way for lights at Wrigley Field as president of the Chicago Cubs, died Mar. 22 of last year. He was 82.

Green spent 62 years in baseball as a player, manager, general manager, team president, minor league director and scout. He managed the Phillies to the first World Series title in franchise history in 1980. He was one of just four men to manage both the New York Yankees and New York Mets. He also spent six seasons as general manager and president of the Cubs from 1982 to 1987.

Green was known for his booming voice and strong opinions. Throughout his career, he never shied from confrontations with everyone from Yankees owner George Steinbrenner to city



THE ANGELS & MLB REMEMBER



officials in Chicago over causes he believed in.

In Philadelphia in 1980, he took on a group of veteran stars that had won three division titles in a row, accused the players of quitting and not caring whether the team won or lost, and wound up driving the Phillies to the first title in the 97-year history of the franchise. In Chicago, he threatened to shut down Wrigley Field and move the Cubs to Schaumburg, Illinois, or even to Comiskey Park if the city didn't agree to let the Cubs erect lights and play baseball at night. Those battles laid the groundwork for the first night games at Wrigley in 1988, months after Green resigned as president following a series of fights with the Tribune Co., which then owned the Club.

In New York, Green grew tired of Steinbrenner's relentless second-guessing of the way he managed the Yankees and once referred to the Boss as "Manager George." That clash ultimately led to Steinbrenner's firing of Green after just four and a half months on the job. Green later spent four relatively peaceful years as the manager of the Mets, but even there, he stirred up the tabloids by announcing that it was time for pitcher Dwight Gooden "to go elsewhere" after the ace failed his fourth drug test.

Two years after he was fired by the Mets in 1996, Green returned to Philadelphia and spent the next 19 years working in the Phillies' front office as a special adviser to five general managers.

Green grew up in Delaware as a fan of the Phillies and was signed by the team in 1955 after being a star pitcher for the University of Delaware. He once seemed bound for stardom but hurt his arm while pitching in the minor leagues on a cold night in Buffalo, New York. Although he eventually spent parts of eight seasons pitching in the big leagues, he finished with a career record of just 20-22, with a 4.26 ERA. However, he had a close relationship with both the Carpenter family, which owned the Phillies, and Paul Owens, who would become the club's general manager in the early 1970s. The Phillies hired Green as a minor league coach and manager after his playing career ended. He then began to ascend the ranks of their front office as a protégé of Owens. Green's goal was to become a big league general manager. When it became clear to him in 1981 that Owens would be ensconced in that job in Philadelphia for years to come, he allowed himself to be courted by the Cubs and was hired as their general manager after the 1981 season.

One of Green's first moves as GM was a blockbuster trade with the Phillies that brought Larry Bowa and an infield prospect named Ryne Sandberg to the Cubs, in exchange for shortstop Ivan DeJesus. Sandberg went on to become a Hall of Fame second baseman, and he and Green remained close for the next 35 years. When Green took over, the Cubs hadn't had a winning record in a decade, but in 1984, he led them

to their first trip to the postseason since 1945, thanks to trades that brought in outfielder Gary Matthews, pitcher Dennis Eckersley and pitcher Rick Sutcliffe, who went on to win the Cy Young Award that year. That winter, Green won the Sporting News' Executive of the Year award.



TOMMY HAWKINS, who was the first black basketball player to earn All-America honors at the University of Notre Dame and played for the Los Angeles Lakers during a 10-year NBA career, died Aug. 16 at his home in Malibu, Calif. He was 80.

Tommy Hawkins graduated from Notre Dame in 1959 after playing three years on the basketball team. He had 1,318 career rebounds for the longest-standing record in Fighting Irish history. He was named to the school's All-Century team in 2004 and inducted into its Ring of Honor in 2015. He led the Irish to a 44-13 record over his last two seasons, including an Elite Eight berth in the 1958 NCAA Tournament.

Hawkins became close with Notre Dame President Theodore Hesburgh, who served from 1952 to 1987. Hesburgh was supportive when Mr. Hawkins and a white woman from nearby Saint Mary's College whom he was dating were turned away from a South Bend, Ind., restaurant that wouldn't allow the interracial couple to dine. That act led Father Hesburgh to ban Notre Dame [students] from eating there until Hawkins received a public apology. It was Paul Hornung, his father's basketball teammate and a future National Football League Hall of Famer, that led Hawkins back to the restaurant to secure the apology.

Hawkins was selected by the Minneapolis Lakers with the third pick in the 1959 National Basketball Association draft. He played one season in Minnesota before moving with the team to Los Angeles. He went on to play six seasons for the Lakers, averaging 9.0 points and 5.7 rebounds in 454 games. The 6-foot-5 forward also played for the Cincinnati Royals from 1962 to 1966. Hawkins recorded 6,672 points and 4,607 rebounds in his pro career.

Hawkins's influence continued beyond his playing days. As a player representative, he had a key role in establishing the first collective-bargaining agreement with the players union and the NBA.

He was hired in 1987 by then-Los Angeles Dodgers owner Peter O'Malley to be vice president of communications, and worked for the team until 2004. Before joining the Dodgers, Hawkins worked in radio and television in Southern California, including stints with KNBC-TV and KABC radio.



THE ANGELS & MLB REMEMBER



IN MEMORIAM



DOUG HARVEY, the Hall of Fame umpire whose calls for 31 years of balls or strikes, fair or foul, safe or out were delivered with such gusto and authority that he was known as “God” to thousands of ballplayers, died Jan. 13 of last year in Visalia, Calif. He was 87.

Harvey worked 4,673 ballgames from 1962 to 1992, including five World Series, nine National League Championship Series and six All-Star Games. For 18 years, he was an umpiring crew chief.

Hundreds of thousands of times he made on-the-spot calls on whether a runner had reached base a millisecond before a throw from a fielder, or whether a pitched ball traveling 90 mph had grazed the venter of a loosely defined strike zone or missed altogether.

The outcome of baseball championships rested on such rulings. Players and fans held strong and differing opinions on what the umpire saw, and they were not shy about telling him when they saw it differently.

To Harvey, arguments with the umpires were a part of the game, but there were limits and there could be no doubt about who was boss. “I would listen for 20 seconds,” he once told the *New York Times*. “I would count to 20 to myself. And I would listen to everything you had to say.” But if a line was crossed, if a complaining player or manager became abusive or too graphic in suggesting what the umpire should do to himself, he was out of the game.

“I’ve heard it said that umpires are a necessary evil,” he said in his acceptance speech on his 2010 induction into the Baseball Hall of Fame in Cooperstown, N.Y. “Well, we are necessary, but we are not evil. ... The entire integrity of the game is the umpires.”

The late sportswriter Jerome Holtzman wrote in 1986 that players and managers refer to Mr. Harvey as “God” because “he has yet to make a wrong call.”

Harold Douglas Harvey was born in South Gate, Calif., near Los Angeles, on Mar. 13, 1930. His father was a truck driver and ice hauler — and also a part-time baseball umpire.

He attended San Diego State University on a partial athletic scholarship but dropped out before graduating. He was a minor league umpire in the Class C California League, the California League and the Pacific Coast League before being called up to the National League in 1962.



PEG IMHOFF, one of the friendly faces for those members of the media and front office personnel traveling to Minnesota, lost her battle with cancer last Sept. 14. She was 79.

Imhoff was the first and only Press Box Ambassador at Metropolitan Stadium, the Metrodome and Target Field. She served the franchise for 42 years and was a fixture of the organization.



ROY HALLADAY, the two-time Cy Young Award winner who pitched a perfect game and a playoff no-hitter for the Philadelphia Phillies, died last Nov. 7 when his private plane crashed into the Gulf of Mexico. He was 40.

Halladay spent 12 seasons with the Toronto Blue Jays followed by four seasons with the Phillies. He finished with a career mark of 203-105 with a 3.38 ERA.

Halladay was nominated several times for the Roberto Clemente Award, given by Major League Baseball to players for sportsmanship and community involvement. The Halladay Family Foundation has aided children’s charities, hunger relief and animal rescue.

Halladay was an old-style workhorse who pitched 67 complete games and 20 shutouts. A three-time 20-game winner, he was an eight-time All-Star with Toronto (1998-2009) and Philadelphia (2010-13).

Halladay pitched a perfect game for the Phillies at the Florida Marlins on May 29, 2010. That Oct. 6, against Cincinnati in the NL Division Series, he became only the second pitcher to throw a postseason no-hitter, joining Don Larsen, who accomplished the feat for the New York Yankees in the 1956 World Series.

The right-hander retired after the 2013 season, saying he wanted to avoid back surgery.

“As a baseball player, you realize that’s something you can’t do the rest of your life,” Halladay said. “I really don’t have any regrets. You realize there’s other things for you to accomplish in life.”

He was eligible for the Hall of Fame in 2019.



JIM LANDIS, the speedy center fielder whose defensive skills, sometimes compared to those of Willie Mays, were instrumental in the Chicago White Sox winning the American League pennant in 1959, died last Nov. 7 in Napa, Calif. He was 83.



THE ANGELS & MLB REMEMBER



When Landis joined the so-called Go-Go White Sox in 1957, he strengthened a formidable defense up the middle, with Nellie Fox at second base, Luis Aparicio at shortstop and Sherm Lollar at catcher. Landis made few errors, led the A.L. three times in double plays turned by a center fielder and won the Gold Glove Award each season from 1960 to 1964.

He was known for making difficult catches look easy and for snaring balls that appeared to be certain home runs.

But as a minor leaguer Landis had learned that his speed was not enough to make him a great outfielder; he needed help. So during spring training he shadowed Johnny Mostil, an instructor who had been a White Sox outfielder in the 1920s. As fly balls and line drives were hit at them, Landis broke with Mostil at the crack of the bat.

Mostil told *The Des Moines Tribune*, "He'd look up when I looked up and stop when I stopped either to catch the ball or to be in position to take it on the bounce or off the wall."

The practice worked out well for Landis. Veeck and Ted Kluszewski, the slugger who played with Landis late in his career, were among those who declared that his defensive prowess was the equivalent of Mays'.

Landis, speaking to White Sox Interactive in 2003, said he only learned of those comparisons later, when he read that some Yankees players had said he "would turn triples into doubles and doubles into singles."

James Henry Landis Jr. was born on Mar. 9, 1934, in Fresno, Calif. His father was a factory worker; his mother, Maida, was a homemaker. He was signed by the White Sox for \$2,500 after his first year at Contra Costa College in San Pablo, Calif.

Landis' hitting was not on the same level as his fielding. His batting average was only .212 in his rookie season, but he improved to .277 the next year. In 1959 he hit .272, with five home runs and 60 runs batted in. In that year's World Series against the Dodgers, he had seven hits in 24 at-bats for a .292 average.

Landis was traded to the Kansas City Athletics in 1965 and also played in Cleveland, Houston, Detroit and Boston. In retirement, he worked for a safety sign company, of which he eventually became a partner.

In 2000, Landis was voted by fans onto the White Sox Team of the Century, along with Fox, Aparicio and the outfielders, Shoeless Joe Jackson and Minnie Minoso.



LARRY LARUE, a longtime sports writer and columnist who covered the Angels as a beat writer during his career, died last Nov. 6. He was 68.

LaRue previously covered the Angels, Lakers and Rams for the *Long Beach Press-Telegram*. He covered the

Mariners and Major League baseball for more than two decades before finishing his time in Tacoma as a news columnist. He left the paper in 2015.

He received multiple awards from the Associated Press Sports Editors, including top game story in the 2009 contest for the 100,000-250,000 circulation category.

LaRue enjoyed the sports he was covering, but also valued the relationships he established along the way and tried hard to find the human-interest angles in so much that he wrote. He had a gentle kindness towards all he came into contact with, and no one worked harder.



LEE MAY, a slugging first baseman with the Cincinnati Reds who was traded to the Houston Astros for Joe Morgan after the 1971 season and missed the Reds' becoming one of baseball's greatest teams a few years later, died last July 29. He was 74.

At 6 feet 3 inches tall and 205 pounds, May wagged his bat before swinging and was nicknamed the Big Bopper. He was part of a Cincinnati team that became known as the Big Red Machine, featuring Johnny Bench and Tony Perez, future Hall of Famers, and career hits leader Pete Rose.

Led by Manager Sparky Anderson, the Reds won 102 games in 1970 but lost the World Series to the Baltimore Orioles. May's three-run home run in the eighth inning of Game 4 gave the Reds their only win.

May had one of his best seasons in 1971, hitting 39 home runs (behind Willie Stargell and Hank Aaron) and driving in 98 runs (ranking sixth in the National League).

May's power hitting for the Reds ultimately made him expendable. After slipping to fourth place in 1971, the Reds decided that they needed more left-handed hitting, speed and defense. In an eight-player deal, May was dealt to Houston for Morgan, a short, speedy, base-stealing second baseman with surprising power.

Morgan became the catalyst for the Reds' World Series titles in 1975 and 1976, seasons in which he was also named the National League's Most Valuable Player.

May had a respectable career with the Reds, Astros, Orioles and Royals. In all, he hit 354 home runs, drove in 1,244 runs and batted .267. He played in three All-Star Games.

Like many sluggers, he also struck out a lot, peaking in 1972 with 145.

Lee Andrew May Sr. was born in Birmingham, Ala., on Mar. 23, 1943. May played baseball in high school and was also a forward for the basketball team and a fullback for the football team. He considered a football scholarship at the University of Nebraska, but chose baseball.

He rose steadily in the Reds' organization

IN MEMORIAM



THE ANGELS & MLB REMEMBER



IN MEMORIAM

after being drafted in 1961. He credited one manager, Red Davis, with helping him to harness his power by suggesting that he hit from a slightly crouched batting stance, and he credited another, the former pitcher Johnny Vander Meer, with converting him from an outfielder to a first baseman.

May remained with Houston for three seasons before he was traded to Baltimore in late 1974.

May retired after limited duty with Kansas City in 1982 and coached for the Royals, the Reds, the Orioles and the Tampa Bay Devil Rays (now the Rays).



SAM MELE, who played for 10 seasons in the Major Leagues, mostly in the outfield, then managed the Minnesota Twins to the 1965 American League pennant, passed away last May 1. He was 95.

Mele grew up in Queens where he played high school baseball. He had plenty of resources for the finer points of the game readily available. His uncles Tony and Al Cuccinello were Major League infielders, and Tony's Brooklyn Dodgers teammate Al Lopez, who was their catcher and a future Hall of Fame manager, dropped by to provide tip or two.

Mele had been a coach for the original Washington Senators and their successors, the Twins, when he was named their manager in June 1961, the Twins' first season in Minneapolis, succeeding Cookie Lavagetto.

With a lineup featuring the future Hall of Fame slugger Harmon Killebrew; Tony Oliva, who won his second consecutive batting championship; and shortstop Zoilo Versalles, the league's most valuable player that season, and with a pitching staff headed by Mudcat Grant and Jim Kaat, and molded by Johnny Sain, one of the era's finest pitching coaches, the Twins won the 1965 pennant with 102 victories.

They were bested by the Los Angeles Dodgers in a seven-game World Series, but Mele was named the American League Manager of the Year by *The Associated Press* and *The Sporting News*.

The Twins won 89 games in 1966, finishing nine games behind the pennant-winning Baltimore Orioles. When they were off to a sluggish start in 1967, Mele was fired in June and replaced by Cal Ermer, a longtime minor league manager.

Mele then returned to the Red Sox as a special assignment instructor and scout, remaining with Boston until retiring from baseball in the early 1990s.

Mele played baseball for Bryant High School in Queens, then became one of the leading collegiate hitters in the New York metropolitan area with N.Y.U. He was also selected for the area's all-star basketball team as a 6-foot-1 guard for the Violets during World War II.

Having enlisted in the Marine reserves in

1942, Mele was called into active service in July 1943 and entered Yale to join a Navy-Marine Corps training program for World War II service offered at colleges around the country. Students in the program were allowed to participate in athletics, so he played baseball for Yale in 1943 before leaving for wartime duty. He served on an aircraft carrier in the Pacific and played on military baseball teams. He was discharged from the Marines in 1946.

Signed by the Red Sox, Mele made his debut for them in 1947. A right-handed batter, he hit .302 with 12 home runs and 73 RBI. Mele had two stints with the Red Sox and also played for the Senators, the Chicago White Sox, the Orioles, the Cincinnati Reds and the Cleveland Indians.

Mele led the A.L. in doubles with 36 and had a career-best 94 R.B.I. with the 1951 Senators. He retired from the Majors after the 1956 season with a .267 career batting average and 80 home runs.



GENE MICHAEL, nicknamed "Stick" for his slender frame and best known for laying the foundation of the Yankees' dynasty in the 1990s, died of a heart attack last Nov. 7. He was 79.

In addition to making an impression at every level of the sport, from player to coach to manager to general manager, Michael's game-smart, fun-loving side came through in a way that many fans fondly remember — his flair for the hidden-ball trick, which he pulled off roughly a half-dozen times.

Michael batted .229 during his 10-year playing career from 1968-77, including seven seasons with the Yankees (1968-74), and went 206-200 as a manager in the Bronx (1981-82) and for the Cubs (1986-87). But Michael performed his greatest work in the front office, where he helped transform the Yankees, a dormant empire in disrepair, into a championship franchise again.

Michael, who had a remarkable eye for talent, kept together the nucleus of young players that would become the critical Core Four of Derek Jeter, Andy Pettitte, Jorge Posada and Mariano Rivera — plus Bernie Williams.

"As the architect of the team that would go on to win four World Series," Williams said, "Gene was as significant a part of our world championship teams as anyone."

Michael was hired as GM toward the end of the 1990 season, as the Yankees were spiraling toward a 67-95 finish and Steinbrenner was about to serve a two-year suspension. In Steinbrenner's absence, Michael became the compass for guiding the Yankees back to respectability, fortifying the farm system and also making the pivotal trade of outfielder Roberto Kelly, then one of his top players, for Paul O'Neill in 1993.



THE ANGELS & MLB REMEMBER



"Stick was a pillar of this organization for decades," managing general partner Hal Steinbrenner said. "He knew the game of baseball like few others did and was always willing and excited to talk about it with anyone in earshot. His contributions to the Yankees over the years have been immeasurable. He loved baseball and this organization, and he will be profoundly missed."

Michael also was responsible for giving Buck Showalter his first managing job, hiring him in October 1991, and the two remained very close.


"Best baseball evaluator I ever saw," Showalter said. "Had a great gut. Never missed on an infielder. If you ever sat with him at a game, he saw the game through a projection. Everything was a projection. And he knew about the people that could play in New York."

Showalter marveled at Michael's keen observations and his knack for seeing the potential in young players, even correcting the early flaws in Jeter's defensive footwork.

"Gene Michael was not only largely responsible for the success of the Yankees' organization but also for my development as a player," Jeter said. "He was always accessible and willing to share his personal knowledge as well as support."

Michael's five-year tenure as GM ended after the 1995 season, when the Yankees won the wild card and made the playoffs for the first time since 1981. But his trusted voice continued to make a big impact in his role as a special adviser to Steinbrenner, and Michael was instrumental in grooming the next generation of front-office personnel, including current GM, Brian Cashman.

Michael never played on a championship team in the Bronx, as the Yankees failed to qualify for the postseason during his time as an infielder there. But his fingerprints are all over the last five World Series trophies, and that dynasty is a huge part of his legacy.



STEVE PALERMO, umpired his last Major League game in 1991, but continued to make an impact in baseball and in life until his death last May 14 from cancer. He was 67.

He never thought of himself as a hero, but his selflessness in a moment's notice on a July day nearly three decades ago that ended his on-field career was an act of courage and heroism.

On July 7, 1991, Palermo was shot in the back while coming to the aid of a robbery victim in the parking lot of a Dallas restaurant.

Two waitresses were being mugged across the street. Palermo and two friends rushed out the door. Two muggers took off in a car. Palermo and another guy chased the third mugger down on foot and had him on the ground. Then the car came back. Gunfire blasted out and five shots

were fired. One bullet missed. Palermo's friend took three, including one in the jaw, and he fully recovered. One bullet sliced into Palermo's waist, bounced off a kidney and went through his abdomen, breaking bone and pushing into the spinal cord. It missed killing him by 1 millimeter. Doctors told Palermo he wouldn't walk again. His umpiring career was over, but Palermo recovered, walking with the use of a cane.

The days of calling balls and strikes were over, but a new life opened up for Palermo and he inspired others. He remained in baseball in several capacities, starting with tossing out the first pitch of Game 1 of the 1991 World Series.

Palermo was hired by baseball as a special assistant to the chairman of the Major League Executive Council in 1994.

In 2000, he became an umpire supervisor for Major League Baseball, serving as a liaison between the umpires and the commissioner.

Palermo served as honorary commissioner at the White House Tee Ball Initiative, a program launched by President George W. Bush for children with disabilities.

He was recognized at the 2012 All-Star Game in Kansas City, his adopted hometown, and walked out with the umpiring crew for the presentation of the lineups.

Palermo spent many evenings attending games at Kauffman Stadium. He would often sit quietly on the second of two rows among media members, observing the game and his friends working the plate and bases, and was always helpful interpreting rules.

Palermo was as a full-time member of the AL staff from 1977 to 1991. He worked the 1983 World Series, the 1986 All-Star Game and four American League Championship Series.

MLB commissioner Rob Manfred called Palermo "a great umpire, a gifted communicator and a widely respected baseball official known in our sport for his leadership and courage."



ROB PICCIOLO, a former player and coach with the Angels, and the longest-tenured coach in San Diego Padres history, passed away this past Jan. 3. He was 64.

All told, Picciolo spent 20 years in the Padres organization after a nine-year big league career carried him from the Athletics to the Brewers to the Angels. He was a minor league manager at rookie-level Spokane from 1986 to 1987, a rising infield instructor the following two years and was promoted to the big league coaching staff midway through the 1990 season.

There, he served Padres managers Greg Riddoch, Jim Riggleman and Bruce Bochy as a first base coach (mid-1990-92), a bench coach (1993-2002) and third base coach (2003-05).

The latter stint was interrupted in 2004 by a

IN MEMORIAM



THE ANGELS & MLB REMEMBER



IN MEMORIAM

surgical procedure after it was discovered that Picciolo had an aneurysm in the descending aorta from his heart.

“You have to have the right personality to do that and ‘Peach’ was just ready for everything,” former Padres outfielder Mark Sweeney recalled of Picciolo’s various coaching roles. “He was always prepared. He had some nervousness to him that drove him to be better and better and I think that nervousness came from being around Boch and knowing that he expected a lot, especially out of his coaches. He was always that guy that when you got to the field, he had a smile on his face and couldn’t wait to work. He just got everyone prepared and ready.”

Picciolo was especially renowned for throwing crisp, clean batting practices. He was especially in tune with Hall-of-Famer Tony Gwynn.

“I just remember the music him and ‘T’ would create in the afternoon in early batting practice,” former Padres closer Trevor Hoffman recalled. “It was a perfectly true baseball through the air and the precision crack of T. Gwynn’s bat. Every time it met the ball, they were like a dance. They knew each other’s idiosyncrasies. ‘Peach’ had the ability to put the ball where Tony wanted. It was fun to watch two people really good at what they do.”

Picciolo’s post-San Diego days took him back to Anaheim, where he was a roving infield instructor from 2006 to 2010 and a bench coach under Mike Scioscia from 2010 to 2013.

Oakland’s first-round pick in the secondary phase of the 1975 January draft, Picciolo hit .234 with 17 homers and 109 RBI across parts of nine seasons in the Majors as an infielder. He made his Major League debut with the Athletics in 1974, was traded to the Brewers in 1982 for Milwaukee’s World Series run and signed with the Angels before the 1984 season.

Picciolo graduated from Westchester (Calif.) High school in 1971 and earned a bachelor’s degree in journalism from Pepperdine.



JIM PIERSALL, a mainstay in the Boston Red Sox outfield for most of the 1950s and one of the finest defensive outfielders of all time, died last June 3 at a care facility in Wheaton, Illinois after a months-long illness. He was 87.

Piersall played 17 seasons in Major League Baseball and was recognized for brilliant outfield play, making countless spectacular catches and displaying great range and a strong, accurate arm. He was twice an American League All-Star (1954, 1956) and won two Gold Glove Awards. But he was perhaps best known for overcoming mental health problems after his rookie season.

Piersall’s superior play is made clear in one truly remarkable statistic. According to the Elias Sports Bureau, in 1,614 games as an outfielder,

mostly in center field, his fielding percentage was .99022 - better than Willie Mays, Joe DiMaggio and other Hall of Famers. In fact, as of 2013, Elias listed just 20 men in MLB history who played at least 1,000 games in the outfield and fielded .990 or higher. Jimmy Piersall is the only one to debut prior to 1963, before fielding percentages generally increased due to oversized and more flexible gloves.

None of this seemed likely in 1952 when Piersall suffered a nervous breakdown. It happened amid the pressure of his first full season with the Red Sox, at age 22, when manager Lou Boudreau surprisingly shifted him to the tough new position of shortstop.

With unceasing commitment to his medical treatment and an amazing ability to adapt, Piersall defied the odds and returned for Opening Day 1953. He made a major impact as a right fielder while batting a solid .272, highlighted by going 6-for-6 in a nine-inning game, still a Red Sox record.

According to Baseball-reference.com, Piersall led the American League that year in putouts by a right fielder (349) and topped all MLB outfielders in double plays (seven). He threw out a total of 15 runners from the outfield, tied for second in MLB. In 1954, Piersall was moved to center field, where he continued his excellence.

Piersall averaged .281 at the plate over the next four years and teamed with Ted Williams and Jackie Jensen to form Boston’s “Golden Outfield” through 1957. In 1956, he earned the Thomas A. Yawkey Award as the Red Sox’ Most Valuable Player after leading the Majors in doubles (40) and playing in each of Boston’s 155 games. Piersall was inducted into the Red Sox Hall of Fame in 2010.

In 1961, he hit .322 for Cleveland (third in the American League) and finished with a lifetime average of .272. Perhaps more important, Piersall’s honesty in interviews about his earlier ordeal and in his 1955 book, *Fear Strikes Out*, which was made into a movie, advanced awareness of mental health issues.

After retiring in 1967, Piersall worked in three MLB front offices and was general manager of a semi-pro football team. But great off-field success lay ahead in Chicago. In 1977, he joined Harry Caray for seven seasons as a highly popular White Sox broadcaster and studio host. Piersall’s second book, *The Truth Hurts*, was published during one of his 17 years as a Chicago radio talk show host and analyst on numerous stations.

Under President and General Manager Dallas Green, the Cubs hired Piersall as an outfield coach in 1985. Over 14 years, he was instrumental in the development of Rafael Palmiero (20 years), Dave Martinez (16 years), Darrin Jackson (12 years), Jerome Walton (1989 Rookie of the Year), Dwight Smith (1989 Rookie runner-up), Doug Glanville (nine years) and many others. He was inducted into the Chicagoland Sports Hall of Fame in 2012.



THE ANGELS & MLB REMEMBER



IN MEMORIAM



PAUL SCHAAL, who started his career with the Angels and later became a member of the original Kansas City Royals, died last Sept. 1 after a lengthy battle with cancer. He was 74.

Schaal, who played for the Royals from their inaugural season in 1969 to 1974, was perhaps best known for being the man replaced by Hall of Famer George Brett, who debuted in 1973 before becoming a full-time starter in 1974. Years after his playing career concluded, Schaal retained a keen sense of humor about his place in baseball history.

"I use it to my benefit now," Schaal stated in a 2013 interview. "I tell everybody it took a Hall of Famer to take my job from me." Schaal remained in Kansas City when his playing career ended in 1974, making a living first as owner of Paul Schaal's Pizza and Pub and then as a local chiropractor.

Schaal, who graduated from Compton (CA) High School, signed with the Los Angeles Angels before the 1962 season and made his Major League debut in 1964. He played five seasons for the Angels, surviving a scary beating from Red Sox pitcher Jose Santiago at Fenway Park in 1968. Schaal was drafted by the Royals the following offseason in the expansion draft. He batted .263 with 32 homers while playing parts of six seasons in Kansas City, including the best season of his career in 1971 when he batted .274 with a .387 on-base percentage and 11 homers.

Schaal was traded back to the Angels in exchange for outfielder Richie Scheinblum on Apr. 30, 1974, clearing the way for Brett. The season would mark Schaal's last in the Major League. Yet he remained the answer to a simple trivia question, maintaining a link to Brett and the glorious seasons in the late 1970s and 80s.



RICK STELMASZEK, a former member of the Angels and long-time coach for the Minnesota Twins who helped the team win two World Series championships, died of complications from pancreatic cancer last Nov. 6. He was 69.

The Twins called Stelmazsek a professional who "instilled a winning culture into generations of Twins players."

Stelmazsek spent 32 seasons as a Twins coach from 1981-2012. He was the longest tenured coach in Twins history and third-longest with a single team in Major League history.

Stelmazsek was bullpen coach under Billy Gardner, Ray Miller, Tom Kelly and Ron Gardenhire, and helped the Twins reach the postseason eight times.

Stelmazsek won two World Series with the Twins in 1987 and '91 and worked under

five different Twins managers. The former big league catcher played 60 career games with the Senators, Rangers, Angels and Cubs from 1971-74. He began his managing career in 1978 with the Wisconsin Rapids Twins, a former minor league affiliate, and spent three seasons there before joining Minnesota's coaching staff under Johnny Goryl.

Stelmazsek was diagnosed with pancreatic cancer in Dec. 2016, and the Twins hosted him at Target Field to throw out the first pitch on Opening Day in 2017. He also made it back to Target Field for the 30-year anniversary celebration of the 1987 World Series team last July.



MOOSE STUBING, a colorful figure within the Angels organization for several seasons, Lawrence George "Moose" Stubing passed away this past Jan. 19. He was 79.

The 1989 Elias Baseball Analyst nicknamed him "Double Zero," but fans of baseball and basketball knew the big, amiable lug by a more affectionate sobriquet: "Moose," with no shortage of o's when he was introduced to the crowd. His time at the Major League level was fleeting; as Elias discovered, he's the only man ever to go hitless as a player and winless as a manager. But the Bronx-born cowboy earned a spot in the hearts of fans, particularly in cities common to the Texas and Pacific Coast Leagues, where he played and managed, and the Western Athletic, Southwest and Pac-12 Conferences, where he refereed basketball.

As a slugging left-handed first baseman, Stubing hit 192 home runs while spending parts of 15 seasons toiling in the minors, from 1956 to '69, with a brief cameo in '77. He only got one call to the Majors, late in 1967 with the Angels, and went 0-for-5 with four strikeouts, all as a pinch hitter. By that point, at 29 years old, he had begun coaching younger players as well. He found success in that realm, and later served as the third base and hitting coach for the Angels. At the tail end of the 1988 season, after manager Cookie Rojas was fired, he went 0-8 as an interim manager.

Stubing never let that futility define him. Indeed, in a rich career in baseball that spanned more than a half-century, Stubing mentored many future Major League players and managers. In the offseason, he served as a respected referee who was frequently acknowledged with cheers in places like Albuquerque (home of the University of New Mexico as well the minor league Dukes), Salt Lake City (home of the University of Utah and the PCL's Gulls) and El Paso (home of the University of Texas-El Paso and the minor league Sun Kings and Diablos). He settled in El Paso and in 1990 was elected to the



THE ANGELS & MLB REMEMBER



IN MEMORIAM

city's Baseball Hall of Fame.

Though he retired as a player in 1966 and bought a beer distributorship in El Paso, the 29-year-old Stubing was lured back into baseball by the Angels in 1967. Under legendary minor league manager Rocky Bridges, he served as the Sun Kings' player-coach. After winning the Topps Player of the Month award for July—a surge that put him into the league lead in batting average at .331—he finally got the call to the Majors, debuting on Aug. 14. Pinch hitting for second baseman Bobby Knoop against the Twins' Al Worthington, he struck out, and he did the same the next night against Jim Perry. Over a 15-day span, manager Bill Rigney sent him to take his hacks five times, and each time he returned to his spot on the bench, putting a ball in play just once. In his final at-bat, he whiffed against future two-time Cy Young winner Denny McLain.

After years of scouting and coaching, Stubing became the manager of the Angels' A-level Quad Cities affiliate in 1976. He led a squad featuring future All-Stars Carney Lansford and Dickie Thon, and future manager Joe Maddon to the Midwest League second-half division championship. Thon and Maddon accompanied him to Salinas of the California League the next year, where Stubing's squad won the first-half championship and went 79-61 overall. Promoted again, he piloted the El Paso Diablos to an 80-55 record and the Texas League championship in 1978. After a less successful season in '79, it was on to Salt Lake City, where he ruptured his left Achilles tendon while being introduced on Opening Night in 1980. In two seasons in Salt Lake, he oversaw Thon, Tom Brunansky, Brian Harper and dozens of other future Major Leaguers, and made an impression on a rabid pre-teen baseball and basketball nut through his quips in the Salt Lake Tribune.

Stubing hung up his whistle in 2001 and continued to scout for the Angels through '06, when he moved on to spend three seasons as a special assistant for the Cincinnati Reds.



KEVIN TOWERS, one of the most respected General Managers in recent baseball history, passed away last Jan. 30 after a lengthy and courageous battle with cancer. He was just 56.

A former first-round draft pick who blew out his elbow and never reached the Major Leagues, Towers advanced through the Padres' organization and spent 14 years as General Manager, a tenure that included four N.L. West titles and an appearance in the 1998 World Series.

Known around baseball simply as KT, Towers was diagnosed with a rare form of thyroid cancer a little more than a year ago.

"I loved Kevin Towers," said Larry Lucchino,

who as Padres chief executive promoted Towers to GM in November 1995. "He was a very lovable, likable, appealing person and the quintessential baseball guy. Most of the people who got to know him felt the same way. We will miss him."

Bruce Bochy managed the Padres for most of Towers' tenure as GM before moving on to manage San Francisco. Towers and Bochy were teammates in Triple-A in 1988, and Towers was Bochy's pitching coach when he managed in the minor leagues.

Towers was competitive yet easygoing, brutally honest and fun-loving. He spent 26 years in the Padres' organization, and was Arizona's GM from September 2010-14.

"He was the life of the party," said New York Yankees General Manager Brian Cashman, who hired Towers as a special assignment scout for 2010.

Few people outside of baseball knew Towers had cancer until Houston manager A.J. Hinch held up a Stand Up To Cancer sign with Towers' name on it in Game 4 of the World Series. Hinch said that once the cards were distributed at the beginning of the World Series, he thought of Towers, and then got his permission.

Towers visited Petco Park a few times during the 2017 season, including to see his good friend Bochy when the Giants were in town. He had lost a significant amount of weight, but said going to the ballpark raised his spirits. He visited again late in the season and had regained some weight.

Towers was a first-round draft pick of the Padres in 1982. He reached Triple-A before injuries ended his career.

He became a scout, including working for two years in Pittsburgh's organization. He returned to the Padres and began a rapid rise in the front office.

His predecessor as GM, Randy Smith, had added Hoffman, Ken Caminiti and Steve Finley to a team whose only real star was Gwynn. Towers added Wally Joyner, Rickey Henderson and Greg Vaughn, and the Padres won the N.L. West in 1996, making only the second postseason appearance in team history.

He added Kevin Brown in 1998, and the Padres reached their second World Series before being swept by the New York Yankees.

The Padres retrenched financially while Petco Park was being built. Towers scraped together enough talent, including Jake Peavy, to win the N.L. West in 2005 and 2006. They haven't been back to the playoff since, although they came close in 2007 before losing a wild-card play-in game at Colorado.

"He was a baseball man who made it to the top through combinations of smarts and guile, warmth and grit, modesty and charisma," said New York Mets GM Sandy Alderson, the Padres' CEO from 2005-09 "He could light up a room, or a stadium, just with his smile."



THE ANGELS & MLB REMEMBER



Towers was GM of the Diamondbacks for four seasons, including 2011, when they won the N.L. West title in a 29-game turnaround from their last-place finish the previous year.



BOB WOLFF, a Hall of Fame sportscaster who spent more than 75 years as the voice of professional athletic events and who served as the first TV announcer for the Washington Senators, died last July 15 at his home in South Nyack, N.Y. He was 96.

Guinness World Records certified in 2012 that Mr. Wolff, whose career began on CBS Radio in 1939 and continued through recent years on Cablevision's News 12 Long Island (NY), had the longest-known vocation in sports broadcasting.

In his prime, Wolff called two of the most famous games in American sports history: Don Larsen's perfect game for the New York Yankees in the 1956 World Series and the 1958 National Football League championship game between the New York Giants and the Baltimore Colts, often called the "greatest game ever played."

In addition to broadcasting Senators games for 14 years, Wolff did play-by-play for the Washington Redskins and the University of Maryland, national baseball and football broadcasts for the old Mutual radio network, and even several inaugural parades in Washington. In all, he broadcast eight sports — an impressive range — and averaged more than 250 live events each year until he was well into his 80s.

He also wrote three books, appeared as a local radio and TV sportscaster in Washington and New York, and found time to be the announcer for the annual Westminster Kennel Club Dog Show at New York's Madison Square Garden for more than 30 years.

Wolff once estimated that he had covered more than 11,000 sporting events and that he had spent more than eight days of his life standing for the playing of the national anthem.

He was the only broadcaster to have called the championship games in all four major professional sports: baseball, football, basketball and hockey. He was also one of only two broadcasters, along with Curt Gowdy, to be enshrined in both the national baseball and basketball halls of fame.

In Washington, Wolff was the TV face and voice of the hapless Senators from 1947 to 1960. Only once in those years did the team's record exceed .500, which forced Wolff to develop a habit of never telling his listeners who was ahead.

When the Senators left Washington after the 1960 season, Wolff accompanied the team to its new home in Minnesota. After one season as the play-by-play voice of the Twins, he moved to New York, where he broadcast events at

Madison Square Garden until he was nearly 80, including play-by-play coverage of the National Hockey League's New York Rangers and, for 27 years, the National Basketball Association's New York Knicks.

He graduated in 1942 and then served with the Navy in the Pacific during World War II. After his discharge, he resumed his radio career in Durham. In 1946, he got an offer to join WINX-AM in Washington. A year later, he became the first TV announcer for the Senators.

In 2013, Wolff donated more than 1,000 hours of tapes to the Library of Congress, including his on-air interviews with historic sports figures such as Ty Cobb, Babe Ruth, Jim Thorpe, Ted Williams and Jackie Robinson.

The Angels family also remembers others who worked or were affiliated with the organization we lost in recent months: **CARL GORDON** — former Director of Ticketing, **RYAN HINES** — son of former Angel Minor League Coordinators Bruce Hines, **KEN KROPACEK** — Usher Captain, **TIM PETERS** — Clubhouse Attendant, **COOKIE STUBING** — wife of former Angel Moose Stubing, **MARK UHLICH** — Construction Contractor.

MEMORIAM



MEDIA INFORMATION GUIDELINES



MEDIA GUIDELINES



ANGELS COMMUNICATIONS DEPARTMENT
2000 GENE AUTRY WAY • ANAHEIM, CA 92806
(714) 940-2014 • @LAANGELSPR



Tim Mead



Eric Kay



Adam Chodzko



Matt Birch

ADMISSION TO ANGEL STADIUM: Media will need to enter through Gate 3, located to the right of the Angels Team Store at the Home plate Gate. The Media Entrance opens five hours prior to game time (four hours prior to day games).

CREDENTIALS: To obtain season-long and daily media credentials, an application must be submitted via the MLB credentialing website, credentials.mlb.com by the outlet affiliation manager. Credentials will be issued only to legitimate newsgathering agencies. For daily credentials, requests, which also must be made through MLB's credential website (<https://credentials.mlb.com>), are required to be made at least 24 hours in advance of weekday games and by 5 p.m. on the previous Friday for weekend games. **Credentials will be available for pickup at Angel Stadium's Ticket Will Call window number 26, which is located at the Home Plate Gate and opens four hours prior to game time (three hours before day games).** Please make certain all credential requests are confirmed by the Communications office prior to arrival at the stadium. Identification will be required to claim the passes. Media members with BBWAA credentials should notify Angels Communications when planning to cover a contest to reserve a seat in the press box. **ALL CREDENTIALS ARE NON-TRANSFERABLE; ANY UNAUTHORIZED USE WILL BE CAUSE FOR CONFISCATION OF CREDENTIAL AND EJECTION FROM ANGEL STADIUM.**

PARKING: Media must enter Angel Stadium through the Orangewood Media/VIP/Bus entrance and park in designated parking areas. Parking is free of charge with valid credentials. **Please note, beginning in 2018, season credential holders will be required to present their Angels season credentials at the entrance of the media parking lot to be scanned prior to entry.** If attending on a single game basis, parking is included with approval of your daily credential request. If arrangements are not made, a parking fee may be charged and no refunds can be given.

PRESS BOX: The Press Box is located on the Club Level. After entering through Gate 3, proceed to the elevators located behind the Red Awning on your left. Take the elevator up to the Club Level (number 4), make a right out of the elevator and proceed down the 1st base side concourse to the Press Box at sections 344-345.

ANGELS PRESSBOX ONLINE

In an effort to make Angels information more accessible to the media while also protecting our environment, the Angels Communications department provides all season and game information online at angelspressbox.com and on Twitter, @LAAngelsPR.

You can also follow the Angels on Instagram, Twitter, Facebook and Snapchat: Instagram: @Angels Twitter: @Angels facebook.com/angels Snapchat: Angelsmlb



MEDIA INFORMATION GUIDELINES



MEDIA GUIDELINES

PRESS CLUB (MEDIA DINING): After entering through Gate 3, proceed to your left to the elevators located at the Red Awning. Take the elevator up to the Club Level (number 4), make a right out of the elevator and proceed through the glass doors and into the Press Club. Prior to each home game, media with season, MLB, or single game credentials are welcome to dine in the Press Club. There will be a \$12.00 fee charged for each meal. Refreshments are also available during the game through the seventh inning. Press Club usage is limited to those with proper credentials. It is impossible to accommodate family members, friends or guests. **NO ONE UNDER 18 years of age** will be permitted in the Press Club. As a professional courtesy, we ask that you **DRESS** in appropriate business attire. Any abuse of these privileges may cause forfeiture of credentials.

The Press Club will also serve as an overflow press working area.

CLUBHOUSE AND FIELD ACCESS FROM CLUB LEVEL: Ramp #5, located on the first base side of the Club Level by the escalator at section 335 can be used for Field/Clubhouse access via the stairwell. The Angels clubhouse is open 3-1/2 hours prior to game time and will remain open until one hour before game time. Both clubhouses will also open approximately 10 minutes following the conclusion of the game. The visiting clubhouse is governed by the visiting club. The Umpires Dressing Room is off-limits to the media. If a comment or interpretation from the umpire crew chief is needed, a pool reporter may be assigned.

INTERVIEW ROOM: Following each home game, manager Mike Scioscia is scheduled to meet with the media approximately 10 minutes after the final out in the club's interview room. Media wishing to participate should enter through the doors directly across from the clubhouse elevators.

PHOTOGRAPHY: Photo credentials are issued in the same manner as media credentials. Due to limited photo locations, it is impossible to allow freelance photographers or photo wire services access unless assigned by a legitimate newsgathering agency.

INTERVIEWS: Requests for interviews needing advance preparation or special accommodation by an Angels player or staff member are to be directed to the Angels Communications Department. This includes all live television interviews for pre-game and post-game as well as all on-field requests prior to batting practice.

NO AUTOGRAPHS: ANY MEMBER OF THE MEDIA REQUESTING AUTOGRAPHS OR PERSONAL PHOTOGRAPHS FROM PLAYERS OR COACHES WILL HAVE PRESS ACCESS REVOKED.

We hope these guidelines will assist you in your coverage of the Angels and Major League Baseball at Angel Stadium. Please do not hesitate to contact us if you need additional assistance.

ANGEL STADIUM PRE-GAME SCHEDULES

1:07 GAME TIME

Angels Stretch	10:45 - 11:00
Angels BP	11:00 - 11:45
Visitors BP	11:45 - 12:25
Grounds Crew	12:30 - 1:00

4:15 GAME TIME

Visitor's Early BP	11:10 - 12:10
Angels Early BP	12:10 - 1:10
Angels Stretch	1:55 - 2:10
Angels BP	2:10 - 2:55
Visitors BP	2:55 - 3:35
Grounds Crew	3:40 - 4:10

5:05 GAME TIME

Visitor's Early BP	12:00 - 1:00
Angels Early BP	1:00 - 2:00
Angels Stretch	2:45 - 3:00
Angels BP	3:00 - 3:45
Visitors BP	3:45 - 4:25
Grounds Crew	4:30 - 5:00

6:07 GAME TIME

Visitor's Early BP	1:00 - 2:00
Angels Early BP	2:00 - 3:00
Angels Stretch	3:45 - 4:00
Angels BP	4:00 - 4:45
Visitors BP	4:45 - 5:25
Grounds Crew	5:30 - 6:00

7:07 GAME TIME

Visitor's Early BP	2:00 - 3:00
Angels Early BP	3:00 - 4:00
Angels Stretch	4:45 - 5:00
Angels BP	5:00 - 5:45
Visitors BP	5:45 - 6:25
Grounds Crew	6:30 - 7:00



MEDIA INFORMATION GUIDELINES



メディア情報の案内

エンゼルス・スタジアムへの入場：

メディアはエンゼルのホーム・プレート・ゲートにあるチーム・ストアの右横、ゲート3から入場して下さい。メディア用入り口は試合開始5時間前に開きます。(デイ・ゲームは4時間前)

メディア・パス：

シーズン・パス、またはデイ・パスを取得するには各メディア媒体のマネージャーが MLB メディア・パス申請サイト credentials.mlb.com に申請書を提出する必要があります。メディア・パスは合法的なニュース収集機関にのみ発行されます。デイ・パスの申請は同サイト (<https://credentials.mlb.com>) で申込みが出来ますが、週日の試合は最低24時間前、週末の試合は金曜日の午後5時までに申請書を提出する必要があります。球場に到着する前にメディア・パスの申請がコミュニケーションズ部によって受理されている事を確認して下さい。パスの受け取りには身分証明書が必要です。BBWAA 資格を持つメディアの方は記者席に座席を確保する為 Angels Communications に通知する必要があります。全てのメディア・パスは他の方へ譲渡する事は出来ません。不正な使用をした場合、メディア・パスの没収と球場退場の原因となります。

駐車場：

メディアは Orangewood Media / VIP / Bus Entrance の入口から入場し、指定された駐車場に車を駐車して下さい。有効なメディア・パスをお持ちの方には駐車場は無料です。

2018 年からは駐車場の入場と共にシーズン・パスがスキャンされます。試合毎に来場される方はデイ・パスの申請許可と共に駐車場の入場が出来ます。(駐車場のゲートにリストがあります。) 申請がされていない場合、または許可が下りていない場合、駐車料金を支払う場合もあります。その際、駐車料金の払い戻しはありません。

PRESS BOX (記者席)：

記者席はクラブ・レベルに設置されています。ゲート3から入場後、左側の赤いテントの裏にあるエレベーターを使用しクラブ・レベル (4階) まで上がります。エレベーターを右に出てコンコースを1塁側に進むとセクション 344 - 345 に記者席があります。

PRESS CLUB (記者クラブ・メディア食堂)：

記者クラブはクラブ・レベルに設置されています。ゲート3から入場後、左側の赤いテントの裏にあるエレベーターを使用しクラブ・レベル (4階) まで上がります。エレベーターを右に出てガラス扉を通過してプレス・クラブに入ります。地元での試合前、シーズン・パス、MLB パス、またはデイ・パスのメディアはプレス・クラブを利用時の食事が出来ます。プレス・クラブの利用料金は\$12です。試合の7回までは軽食(スナック等)や飲み物が用意されています。プレス・クラブはメディア・パスの無い方は利用できません。家族、友人、お客様はお断りさせて頂いています。18歳未満の入室は禁止されていま

す。また他の方々への礼儀として適切な服装(ビジネス・アタイル)での入室をお願い致します。尚、これらの特権を乱用した場合にはメディア・パスの没収となります。記者席が満席となった場合、プレス・クラブは臨時の記者席となります。

クラブハウスとクラブ・レベルからフィールドへのアクセス：

階段を利用する方は1塁側クラブ・レベルのセクション335近くにあるエスカレーター横の5番ランプを利用してフィールドまたはクラブハウスにアクセス出来ます。エンゼルのクラブハウスは試合開始3時間前から1時間前まで開いています。また、両クラブハウスは試合終了10分後に開きます。ビクター・クラブハウスはビクター・チームの管理下にあります。審判室はメディアの立入禁止となっています。主審判(クルー・チーフ)からコメント等が必要な場合はブルーム記者が代表となります。

インタビュー・ルーム：

エンゼルス・スタジアムでの試合終了後(最終アウト後)マイク・ソーシャ監督はメディアと10分間の会見を球団のインタビュー・ルームで行います。出席されるメディアはクラブハウスのエレベーター前のドアから入って下さい。

写真：

カメラマンのパスはメディア・パスと同様に <https://credentials.mlb.com> にて申請して下さい。カメラ位置は限られているのでフリーのカメラマンや写真通信社は合法的なニュース収集機関からの取材依頼が必要です。

インタビュー：

エンゼルの選手またはスタッフから事前に準備が必要なインタビューまたは特別な依頼はエンゼルのコミュニケーションズ部にご連絡ください。試合前後のインタビューの生中継、またはバッティング練習前のフィールドでのリクエストも含まれます。

選手からのサイン：

個人用の写真やサインを選手やコーチに依頼するメディアはパスを没収されます。

これらのガイドラインによってメディアの方々のエンゼルの取材、またメジャー・リーグ・ベースボールの取材に役立てる事を願っています。助力が必要な場合にはご連絡ください。

エンゼルのオンライン記者席

メディアの皆様がエンゼルの情報をアクセスしやすい様に、そして環境にも優しい様にエンゼルのコミュニケーションズ部はシーズンや試合情報をオンラインで利用可能にしています。angelspressbox.com または Twitter で @LAAngelsPR でアクセス出来ます。他に Instagram や Twitter、Facebook、Snapchat でもエンゼルス情報をフォロー出来ます。

FRONT OFFICE





ARTE & CAROLE MORENO

Ownership

In May of 2003, Carole and Arte Moreno were introduced as the third owners in Angels franchise history and their impact was immediate. The Moreno's have guided the franchise to six A.L. West Division titles and 15 consecutive seasons drawing over three million fans, resulting in a total home attendance over 46 million in their tenure.

The Morenos' focus is balanced between baseball, business operations and fan experience. In 2009, the Halos were voted the top franchise in professional sports in "Fan Value and Experience" by voters in a fan poll by *ESPN the Magazine*. In the poll, the Angels ranked in the top three among Major League teams for 10 consecutive seasons (2003-2012).

Carole and Arte's support of the baseball operations department has culminated in key free agent signings of players such as three time N.L. MVP Albert Pujols, nine-time Gold Glove outfielder Torii Hunter, 2009 World Series MVP Hideki Matsui, 2005 A.L. Cy Young Award winner Bartolo Colon, 2004 A.L. MVP Vladimir Guerrero, and several others. In 2014, the Moreno's signed two time A.L. MVP Mike Trout to a six-year contract extension and recently committed to a five-year deal with Justin Upton.

Since purchasing the Club on May 22, 2003, the Angels have sported a 1292-1094 record (.541 winning pct.). During the family's tenure, the organization has continued to cultivate players from its farm system. Their dedication has paid dividends in the development of significant players such as Trout, Gold Glove outfielder Kole Calhoun, Garrett Richards, C.J. Cron, Matt Shoemaker and Cam Bedrosian among several others.

Over the past 15 years, Carole and Arte have strengthened the Club's commitment to local communities and beyond. In January of 2004, the Moreno's established the Angels Baseball Foundation concentrating on investments in education, health care, arts & sciences and community-related youth programs to experience the positive attributes of baseball. The Angels Foundation distributes annual grants to various programs within Southern California. In 2010, the Angels were privileged to host their third All-Star Game (also 1967 & 1989). In conjunction with MLB's All-Star Legacy Fund, the foundation funded renovation of softball fields at Anaheim's Pioneer Park (into the MLB Angels All-Star Complex) as well as the special-surfaced field for the Miracle League of Orange County for disabled youth. The foundation regularly donates tickets, memorabilia and ballpark experiences to the various groups and fundraisers.

In addition to their responsibilities with the Angels and various committees within MLB, the Moreno's were part of ownership of the former Single-A Salt Lake Trappers of the Pioneer League. Under their leadership, the Trappers won three championships. Carole and Arte were also original investors in the Arizona Diamondbacks (including their 2001 World Series championship) and in a partnered ownership of the NBA's Phoenix Suns.

The Moreno family is also active in their own philanthropic efforts. In 1997, Carole and Arte established the Moreno Family Foundation to support nonprofit organizations focusing on youth and education as well as investing in educational scholarships in K-8, high school and college. Their favorite charities include St. Vincent de Paul, St. Mary's Food Bank, the Barrow Neurological Institute, Boys & Girls Clubs, United Methodist Outreach Ministries (UMOM) family homeless shelters, American Heart Association and Fresh Start Women's Foundation. The Moreno's were previously members of the Little League Foundation's Board of Trustees, which assists Little Leagues in every state and more than 70 other countries.

Carole was born in Reno, NV, and moved often as the daughter of a career Air Force man. She spent much of her youth in Fredonia, KS, and went on to earn a degree in journalism from the University of Kansas. Arte is native of Tucson, AZ, and served his country in Vietnam as a member of the U.S. Army. After his tour of duty, he attended the University of Arizona, graduating with a degree in marketing. In 2005, *Time Magazine* selected Moreno as one of the 25 Most Influential Hispanics in America. Carole and Arte Moreno are parents of three children.



DENNIS KUHL

Chairman

Dennis Kuhl begins his 15th season with the Angels after joining the Club on November 10, 2003. He was initially appointed as the Angels' seventh President before a promotion to Club Chairman on Nov. 14, 2009. Kuhl's focus centers on renewed efforts in the area of civic affairs and community outreach. Kuhl also oversees the Angels' flagship radio station KLAAM830.

Under his leadership, the Angels have shown tremendous growth and advancement in key business initiatives, including sponsorship and marketing revenues, as well as nationwide expansion and promotion of the Angels' brand. Kuhl also played a key role in working with Major League Baseball in hosting of the 2010 All-Star Game.

Kuhl is actively involved in several Southern California charities. He serves as president of the "Light the Night" event which supports the Leukemia and Lymphoma Society and is a founding board member of The Pacific Club IMPACT Foundation/Lott Trophy. Kuhl works with Susan G. Komen for the Cure serving as one of the "Pink Tie Guys," a select group of advocates speaking out to find a cure for breast cancer. Additionally, he serves on the advisory boards for the South County Outreach, Anaheim Performing Arts Center, Anaheim YMCA, Rivals For The Cure, Irvine Public School Foundation and the Angels Baseball Foundation Board of Directors.

A champion of community involvement, Kuhl's efforts span across Orange County and beyond. He is a member of the Board of Governors at Chapman University and on the executive committee for Cycle & Walk for the Cures. He is on the board of directors for several nonprofits: The Children's Education Foundation of Orange County, the Los Angeles Sports Council, Boys and Girls Club of Anaheim, The Tiger Woods Foundation, the Noble Vikings Charity of Orange County, the Literacy Project Foundation and the Alzheimer's Association of Orange County & Newport Beach.

In 2014, Kuhl served as a co-chairperson for the United Cerebral Palsy Golf Classic and a co-chairperson for the annual Red, White & Greens Golf Tournament to benefit the Susan G. Komen Foundation.

A Boonton, N.J. native, Kuhl graduated from the University of Arizona in 1970 with a degree in business administration. In honor of his late father, he established the Bud Kuhl Wood Bat Invitational in 2007 with annual proceeds donated to local charities. Kuhl also initiated scholarships in his father's name to the Eller School of Management at the University of Arizona. In 2009, he was named the 'Business Man of the Year' by the Anaheim Chamber of Commerce. Kuhl currently resides in Newport Beach.





FRONT OFFICE

JOHN CARPINO

President

John Carpino was named the eighth President in Angels history on Nov. 14, 2009. At the age of 59, he oversees all areas of business, sales, marketing and communications. Carpino's top priority is the fan's value and experience in all areas of the game including concessions, merchandise, promotional items and ticketing. As the principal executive in charge of business operations, he has helped the Halos welcome over three million fans through Angel Stadium turnstiles for 15 straight seasons. Carpino was

also an integral part of the 2010 MLB All-Star Game, hosted at Angel Stadium, and was involved in the negotiations for the extension of the Club's television agreement with FOX Sports West.

The Chicago native continues to seek out ways to create value for Angel fans, focusing not only on the game inside the lines, but on the entire ballpark experience. Carpino has guided the Angel brand with a focus on affordable pricing and providing a quality family environment. Under his leadership, Carpino's team has also established Angel Stadium as one of the premiere destinations in California for non-baseball events such as concerts, Supercross, Monster Truck and corporate events.

As one of the initial executives Arte Moreno appointed after taking ownership of the Club, the 2018 season marks Carpino's 15th with the team, having previously held the position of senior vice president. Carpino has led the Angels to unprecedented financial growth in the sponsorship, marketing and ticketing divisions. He oversaw the general manager selection processes in 2011 & 2015 and has assisted in the acquisition of high-profile Angels such as Albert Pujols, Andreton Simmons and Shohei Ohtani.

He has created a stronger, more viable partnership with Los Angeles based radio and television partners, and oversees KLAA AM830, the home of Angels Baseball. His vision and creativity have brought an emphasis on the Angels' heritage with a reintroduction of the Angels Hall of Fame with yearly inductees, the hosting of Angels Fan Fests and the celebration of the Angels 50th Anniversary. Popular giveaways have been provided including several Guinness® record-breaking items and items showcasing the continuing popularity of the Rally Monkey. His efforts continue to create a brand that connects socially and in sync with current cultural trends.

Carpino's promotion followed six seasons as the Club's Senior Vice President of Sales and Marketing during which he oversaw all aspects of marketing, promotions and ticket sales for the Angels. He began his professional career in 1982 in the billboard industry, including stints in Tucson, AZ; Chicago, IL; Phoenix, AZ and Los Angeles, CA. In 1985, he joined Moreno at Outdoor Systems, a billboard company (which later became Viacom Outdoor in 2000 and CBS Outdoor in 2005) and spent 18 years in the Phoenix and Los Angeles markets. Carpino oversaw \$200 million in sales for the western region.

Born in Chicago, IL, Carpino is a 1982 graduate of the University of Arizona with a degree in business administration. He currently serves on CHOC Children's Foundation Board of Directors and served for three years on the Executive Board for the Orange County United Way. He and his wife Elizabeth are involved in numerous charitable efforts throughout Southern California and support the Angels Baseball Foundation. John and Elizabeth have three children and reside in Laguna Beach.

PRESIDENTS OF THE ANGELS

John Carpino	2009 -
Dennis Kuhl	2003-2009
Paul Pressler	2002
Tony Tavares	1996-2001
Richard Brown	1990-1996
Gene Autry	1978-1990
Red Patterson	1975-1977
Robert (Bob) Reynolds	1961-1974



BILL BEVERAGE

Chief Financial Officer

Bill Beverage enters his 15th full season as the Angels Chief Financial Officer after joining the organization in Nov. 2003. As the Angels CFO, his duties include managing the day-to-day finances of the organization.

Prior to his current position, Beverage served as both controller and CFO during his 18-year career in the outdoor advertising industry.

Before he entered the outdoor advertising industry, Beverage was an auditor with Arthur Young after graduating from the University of Alabama with a Bachelor of Science degree in accounting. Bill and his wife reside in Phoenix, AZ.



MOLLY JOLLY

Senior Vice President, Finance & Administration

Molly Jolly became the highest ranking woman in the Angels organization in just her third year with the team (2003) and remains an integral part of the primary operations of the Club. She is in her 18th season with the Angels as Senior Vice President, Finance & Administration. Molly spent three years (2001-03) as Director of Finance for the Angels and Anaheim Ducks before her current appointment.

A native of Naples, Florida, Molly oversees all financial matters, including strategic initiatives, reporting and planning, budgeting, accounting and payroll. She is also responsible for office administration, including legal and risk management, human resources and information services. Additionally, she oversees financial operations at Angel Stadium for non-baseball events such as Supercross, Monster Jam and concerts.

Before joining the Angels and Ducks in 2001, Molly spent 11 years working for the Atlantic Richfield Company (ARCO), including six years (1989-94) at ARCO Alaska in Anchorage, serving as an Inventory Accountant, Financial Analyst and Electronic Commerce Manager. In 1994, Molly was transferred to ARCO Corporate in Los Angeles where she worked as an Internal Control Advisor and Project Manager. She was promoted in 1996 to Financial Manager and Strategic Planning Senior Consultant for the ARCO Products Company. Molly began her career in 1988 as an auditor for Arthur Anderson LLP in Boston, MA.

A 1988 graduate of Holy Cross with a Bachelor of Arts degree in Economics/Accounting, Molly graduated from the Anderson School at UCLA with a Masters degree in Business Administration in 1999. Molly is a Board Member and 2nd Vice Chair for the Girl Scouts of Orange County and a past Board Member and Treasurer for CASA (Court Appointed Special Advocates) and Friends of CASA, as well as a sustaining member of the Junior League of Orange County. In 2016, Molly chaired the Friends of CASA Holiday Luncheon and Fashion Show and in 2011, she was nominated as 'Chief Financial Officer of the Year in Orange County' by the *Orange County Business Journal*. She and husband Burt reside in Villa Park.



TIM MEAD

Vice President, Communications

Tim Mead begins his 39th season in the Angels organization and 21st as Vice President of Communications. He oversees media relations, publicity and broadcasting for the Club.

Before his current appointment, Mead spent four seasons as assistant general manager (1994-97) under former GM Bill Bavasi.

Mead, 59, began his career with the Angels as an intern in the Public Relations Department in 1980. He was appointed director of media relations in 1985 and later assistant vice president of media relations in 1991. During his tenure in media relations, Mead and his staff have been responsible for the handling of media during the Angels' 1986, 2004, 2005, 2007, 2008, 2009 & 2014 postseason appearances, the 1989 and 2010 All-Star Games at Angel Stadium and the Halos memorable World Series run in 2002.

Mead was the recipient of the 2000 Robert O. Fishel Award for PR excellence, recognizing the "active non-uniformed representative of Major League Baseball whose ethics, character, dedication, service, professionalism and humanitarian efforts best represent the standards propounded by Robert O. Fishel." He was also honored in May 2005 with the first Distinguished Alumnus Award for Athletics by his alma mater Cal Poly Pomona. Mead was honored in 2012 by the American Diabetes Association and the Orange County Father's Day Council as one of four Father of the Year recipients. The award, given annually since 1999, is bestowed to 100 men from across the nation who "portray and epitomize family, citizenship, charity, civility and responsibility in their everyday lives."

In April 2002, Mead took part in the Joint Civilian Orientation Conference (JCOC) designed by the Department of Defense. He was one of 60 civilians chosen by the Pentagon to attend the conference, traveling to the Pentagon, Norfolk Naval Air Station in VA, Sheppard Air Force Base, Sheppard, Texas, Fort Bragg and Camp Lejeune, NC and Ofutt Air Force Base in Omaha, Nebraska to see the United States Strategic Command Center. The trip is designed to present a clearer picture and understanding of the military to civic and community leaders across the country.

The Athens, Greece native is a 1980 graduate of Cal Poly Pomona with a bachelor of science degree in communications. He is a member of the board of directors for the Ronald McDonald House (Orange, CA) and assists other charitable groups and programs such as Amigos de los Niños, the Sunburst Youth Academy and GRIP (Gang Reduction Intervention Program) in Orange County. Mead also serves on the advisory committee for the sports management program at Long Beach State and the Dean's advisory board for the College of Communications at Cal State Fullerton. He and his wife Carole have one son, Brandon.





NEIL VISERTO

Vice President, Sales

Beginning his 10th season with the Club, Viserto is the Angels Vice President of Sales. He oversees sales and marketing of tickets, premium suites, corporate sponsorship and new media. He previously served as the Angels Director and Senior Director of Corporate Sales during his tenure with the team beginning in 2009. Under Viserto's guidance, the Club has seen substantial growth in corporate sponsorship as well as a broader scope of business ventures. In 2017, the Halos drew over

three million fans for the 15th consecutive season.

Prior to joining the Angels, Neil held several executive positions in television and sports including sales management positions at WJLA/ABC in Washington, DC; KMEX/Univision in Los Angeles and served as Vice President of Broadcast & Marketing for the Washington Redskins and Vice President, Sportslink LA, a division of Adlink Cable Sports sales.

He began his working career as an institutional money market broker for Noonan, Astley & Pearce in New York City before heading to the television and sports industries. Born in NYC, Viserto is a 1986 graduate of Colgate University with a Bachelor of Arts in Economics. Neil and wife, Susan, reside in Yorba Linda, CA with their two children.

FRONT OFFICE

ABOUT THE RALLY MONKEY



BORN: June 6th, 2000

GAME VS: San Francisco Giants

ORIGIN: With the Angels trailing 3-0 in the sixth inning of a game against the San Francisco Giants (June 6, 2000), the Angels' game presentation staff spontaneously created the Rally Monkey phenomenon. Here's how: The entertainment staff members had a video clip of a monkey jumping up and down in their stock footage and, on the spur of the moment, decided to put the words "Rally Monkey" over the clip and show it on the Jumbotron. After showing the clip, the Angels rallied for a run, so the clip was shown again when the Angels were up in the seventh and eighth innings. In the ninth inning, with the Giants ahead, 5-4, the Giants brought in their closer Robb Nen. The Rally Monkey clip was repeated several more times in the ninth and the Angels rallied to beat the Giants, 6-5.

RULES: Rally Monkey etiquette requires that the video is only displayed in the sixth-inning-or-later with the game tied or the Angels behind.



FRONT OFFICE



FRONT OFFICE



BILLY EPPLER

General Manager

Billy Eppler enters his third campaign as Angels General Manager in 2018. He was named the 12th GM in Club history on October 4, 2015, agreeing to a four-year contract through 2019. Eppler oversees all aspects of the Club's baseball

operations and reports to Owner Arte Moreno.

In 2017, the Halos were not eliminated from playoff contention until Game #158 despite several injuries that befall the Club. For the playoff chase, Eppler acquired proven all-stars Justin Upton from Detroit and Brandon Phillips from Cincinnati.

The 2017 off-season was filled with activity for the Angels and Eppler. On November 2nd, the Club agreed to terms on a five-year contract with Upton. With needs at second and third base, Eppler traded for Ian Kinsler (Dec. 13) and signed Zack Cozart (Dec. 15) to a three-year deal. Eppler capped off the Club's winter by landing the dual talent Shohei Ohtani from Japan (Dec. 8).

Eppler, 42, is a native of San Diego, CA. He graduated from the University of Connecticut with a Finance Degree in 1998 and began his sports career as an intern in the Washington Redskins scouting department. He started his baseball career with the Colorado Rockies organization, where he was hired in January, 2000 as an area scouting supervisor for Southern California. He would eventually join the front office as the Assistant Director of Pro Scouting & Player Development from 2003-04.

From 2004 thru 2015, Eppler worked his way up the New York Yankees baseball operations department. He was initially hired as Assistant Director of Baseball Operations, Nov. 1, 2004. Eppler would eventually be promoted to Director of Professional Scouting from 2006-09 and Senior Director of Professional Personnel from 2010-11. He finished his fourth season as Assistant General Manager and first as Vice-President in '15. His responsibilities for the Yankees and assisting General Manager Brian Cashman included player acquisitions, roster composition and management, staffing and personnel decisions, and player contract negotiations. In addition, he oversaw all phases and personnel in the Yankees' Major League and professional scouting departments both domestically and internationally.

Eppler credits Cashman for much of his professional growth during his time in New York. "I have the utmost respect for Brian and cannot thoroughly thank him for the guidance he has provided."

Eppler and wife, Catherine, have two sons and reside in south Orange County.

EPPLER TENURE

Some notable transactions made by Billy Eppler in his time as Angels GM...

- Dec. 15, 2017 Signed INF Zack Cozart to three-year contract
- Dec. 13, 2017 Acquired INF Ian Kinsler from Detroit for OF Troy Montgomery & RHP Wilkel Hernandez
- Dec. 8, 2017 Signed RHP/DH Shohei Ohtani from Japan
- Nov. 2, 2017 Agreed to terms on five-year contract with OF Justin Upton
- Jan. 18, 2017 Signed OF Kole Calhoun to three-year contract
- Dec. 13, 2016 Acquired C Martin Maldonado from Milwaukee in exchange for C Jett Bandy
- Nov. 12, 2015 Acquired INF Andrelton Simmons from Atlanta in exchange for INF Erick Aybar, LHP Sean Newcomb and RHP Chris Ellis

EPPLER'S CAREER TIMELINE

2015	Angels General Manager	2006-2009	Yankees Director of Professional Scouting
2015	Yankees Vice President, Assistant General Manager	2004-2005	Yankees Assistant Director of Baseball Ops
2012-2014	Yankees Assistant General Manager	2003-2004	Rockies Assistant Director of Pro Scouting & Player Development
2010-2011	Yankees Sr. Director of Professional Personnel	2000-2002	Rockies Area Scouting Supervisor (CA)

ANGELS GENERAL MANAGERS

Billy Eppler	Oct. 4, 2015 - Present day	Dan O'Brien	May 1, 1991 - Sept. 17, 1993
Bill Stoneman	July 1, 2015 - Oct. 4, 2015	Mike Port	Sept. 1, 1984 - Apr. 30, 1991
Jerry Dipoto	Oct. 29, 2011 - July 1, 2015	E.J. "Buzzie" Bavasi	Oct. 24, 1977 - Sept. 1, 1984
Tony Reagins	Oct. 16, 2007 - Sept. 30, 2011	Harry Dalton	Oct. 27, 1971 - Oct. 24, 1977
Bill Stoneman	Nov. 1, 1999 - Oct. 16, 2007	Dick Walsh	Oct. 1, 1968 - Oct. 27, 1971
Bill Bavasi	Jan. 12, 1994 - Oct. 1, 1999	Fred Haney	Dec. 8, 1960 - Oct. 1, 1968
Whitey Herzog	Sept. 18, 1993 - Jan. 11, 1994		



STEVE MARTONE

Assistant General Manager

Steve Martone (mar-TONE), 37, came to the Angels in 2016 following nine years in baseball operations with the New York Yankees, including the 2009 World Championship campaign. From 2014-15, he served as Yankees Manager of Professional Scouting.

Originally hired by New York in April of 2006 as a baseball operations intern, Martone was promoted to Assistant of Baseball Operations in December that same year. In that capacity, he focused on player tracking & data collection, research for arbitration & grievances as well as technology initiatives. In March of 2014, Martone was promoted to Manager, Professional Scouting where he dealt with 40-man roster composition, departmental budget, MLB depth charts and targeting of players.

The Houston, TX native graduated from the University of Houston in 2005. Martone and wife, Laura, have three children.

FRONT OFFICE



JONATHAN STRANGIO

Assistant General Manager

Jonathan Strangio, 29, enters his seventh year with the Angels in 2018, third as Assistant General Manager. Following the 2014 season, Strangio moved up to Manager, Major League Operations where his responsibilities included 40-man roster construction, rules and CBA compliance, baseball analytics, salary arbitration, and contract negotiation. He joined the Club as a baseball operations intern in 2012 before a promotion to Coordinator, Baseball

Operations after the 2012 campaign.

A native of Long Island, NY, Strangio graduated from Harvard University in 2010 where he was a four-year varsity pitcher on the Crimson's baseball team. Upon graduation, he was hired by the New York Mets as a baseball operations intern. Strangio and wife, Alexandra, reside in Los Angeles, CA.



ANDREW BALL

Director, Baseball Operations

Andrew Ball, 29, enters his second season with the Angels in 2018 as Director of Baseball Operations. In his role, Ball is involved in all areas of baseball operations with a focus on Major League roster management, player contracts, player procurement, and salary arbitration.

Ball came to the Angels after three seasons in the Baseball Operations Department of the Tampa Bay Rays. Initially hired as an advance scouting intern, he was promoted to Baseball Operations Assistant in October of 2014 and to Assistant Director, Pro Scouting in September of 2016. Prior to that, Ball got his start in baseball operations with the York Revolution, an independent team in the Atlantic League. During his tenure, York captured the 2011 Atlantic League Championship and saw 14 players signed by affiliated organizations.

A native of Orwigsburg, PA, Ball attended Gwynedd-Mercy College where he graduated with a business degree and pitched for the Griffins' baseball team. He currently resides in Newport Beach.



MATT SWANSON

Director, Scouting

Matt Swanson enters his second campaign with the Angels after serving as the St. Louis Cardinals' Midwest Crosschecker for three seasons (2014-16). He was the Cardinals' Northern California Area and Pacific Northwest Area Scout for five years prior to being promoted to crosschecker. During his tenure with St. Louis, he was the signing scout for big leaguers Stephen Piscotty, Kolten Wong and Kyle Barraclough, among others.

Swanson, 35, pitched professionally as a reliever for the Pittsburgh Pirates farm system from 2005-07, compiling 10 wins, a 3.93 ERA and 32 saves in 108 career games. The 6-foot-8 righthander was selected by the Pirates in the 13th round of the 2005 June Amateur Draft out of the University of California, Berkeley.

During his time with Cal (2001-05), he became a key bullpen fixture as a junior and emerged as a senior, posting a 1.66 ERA in just under 50 innings in his final collegiate campaign. The 2005 Cal team included future big leaguers Brennan Bosch, Allen Craig, Brandon Morrow and Josh Satin.

Following his playing career, Swanson briefly worked with New York Life before returning to baseball as a Cardinals' scout in the fall of 2008.

A native of Los Gatos, CA, Swanson and his wife, Sara, reside in Texas with their two daughters, Abigail and Leah, and son, Luke.



NATE HOROWITZ

Director, Professional Scouting

Nate Horowitz was promoted to his current role in October of 2016. Horowitz oversees the day-to-day operations of the pro scouting department, and advises the office of the general manager on all manners of player acquisition. He previously worked in amateur scouting, where he assisted in the management of the draft process.

Horowitz, 29, began his baseball career in 2011 as an intern in the baseball operations department of the Arizona Diamondbacks, focusing on advance scouting, the amateur draft, and the arbitration process. In 2010, Nate served as the 16U National Team Coordinator for USA Baseball in Durham, NC. The Newton, MA native received his bachelor's degree in economics in 2010 from the University of North Carolina at Chapel Hill. Nate lives in Aliso Viejo with his wife, Jacki.



CARLOS GOMEZ

Director, International Scouting

Carlos Gomez enters his sixth campaign as the Angels Director of International Scouting. The Puerto Rican native leads the Halos' amateur scouting efforts in Latin America, Asia and Europe. Part of Gomez's focus centers around the Club's Dominican complex in Boca Chica, DR (Academia de Abel Garcia).

Gomez served as Arizona Diamondbacks International Scouting Director from 2011-12 after joining the organization as a pro scout following the 2007 season.

A former right-handed pitcher, Gomez prepped at Academia del Perpetuo Socorro in San Juan, PR and played four years collegiately (1998-2001) at Purdue University (IN). Upon graduation with a bachelor's degree in industrial engineering, Carlos pitched for three seasons in the Independent League (2002-04) in Illinois, Pennsylvania and New Jersey. Gomez compiled a 2-2 mark with three saves and a 4.25 ERA in 56 IP relief outings. He also played for Caguas in the Puerto Rican Winter League from 2003-04.

Carlos and wife, Maggie, reside in Orlando, FL.



MARCEL LACHEMANN

Special Assistant to the General Manager

Marcel Lachemann enters his 51st season in baseball and sixth as a special assistant to the general manager after rejoining the Club prior to the 2012 campaign. Lachemann was the Club's pitching coach from 1984-92 & 1997-98 and spent two-plus seasons as manager (1994-96).

Prior to rejoining the Angels, Marcel worked in the Colorado Rockies organization, including eight seasons (2004-2011) as a special assistant to the GM. He was also the Rockies Pitching Coach from 2000-01.

The Los Angeles native began his coaching career with the Montreal Expos (1973-75), and then worked as an assistant coach at his alma mater, University of Southern California, before joining the Angels in 1982. He served as pitching coach with the Halos until 1993 when he was named pitching coach of the newly formed Florida Marlins where his brother Rene was managing. In 1994, Lachemann came back to the Angels, replacing Buck Rodgers as manager. Lachemann held the Halos' managerial post until resigning in August 1996 and returned as Angels Pitching Coach under Manager Terry Collins from 1997-98.

Lachemann lettered at USC as a pitcher from 1960-62, helping the Trojans to the 1961 College World Series title. He pitched in parts of three seasons with Oakland (1969-71), going 7-4 with a 3.44 ERA in 70 appearances. Additionally, Lachemann has been with USA Baseball since 1999, serving as pitching coach on the 2006, 2009 and 2013 World Baseball Classic teams. During the 2013 offseason, Lachemann was named Team USA's bullpen and co-pitching Coach for the 2013 World Baseball Classic by manager Joe Torre. The former Halo manager teamed up with four-time Cy Young Award winner Greg Maddux to handle the Team USA pitching staff.

His brother Bill is the Angels Special Assignment Catching Coordinator. Marcel and his wife, Sue, live in Nipomo, CA.



BRAD AUSMUS

Special Assistant to the General Manager

Brad Ausmus joins the Angels family as a special assistant to Billy Eppler. 2018 marks his 25th season in professional baseball, serving as the Detroit Tigers manager most recently (2014-17). In his tenure as Tigers manager, Ausmus guided the club to a 314-332 mark highlighted by a 90-72 record and a postseason berth in his first year as manager in 2014 (A.L. Central Champs).

Prior to his time with Detroit, Ausmus transitioned from the playing field to the front office as a special assistant with the San Diego Padres (2011-13). He also managed Team Israel in the 2013 World Baseball Classic.

The former catcher spent 18 seasons at the major league level with the Padres (1993-96), Tigers (1996, 1999-2000), Astros (1997-98, 2001-07) and Dodgers (2009-10) and made eight postseason appearances as a player, including two trips to the National League Championship Series and one to the World Series.

A native of New Haven, CT, Ausmus ranks third all-time among catchers with 12,839 putouts, while he is 10th with 15,840.2 innings played and 1,766 games started. He won three Rawlings Gold Gloves with the Astros in 2001, 2002 and 2006 and is Houston's all-time leader among catchers in nearly every offensive category. In 1999 with Detroit, he was named to the American League All-Star Team.

Originally drafted by the New York Yankees in the 47th round in 1987 (did not sign), Ausmus was again selected in 1992 by Colorado in the expansion draft. He was traded to San Diego in July of 1993 and dealt a total of five times in his career.

Ausmus graduated from Dartmouth (N.H.) College with a B.A. in Government. He and his wife, Liz, have two children, Sophie and Abigail, and reside in Del Mar, CA.

FRONT OFFICE



FRONT OFFICE



FRONT OFFICE



ERIC CHAVEZ

Special Assistant to the General Manager

On October 26, 2015, the Angels hired former American League Gold Glover Eric Chavez (sha-VEZ) as a special assistant to GM Billy Eppler. Chavez's duties include on-field instruction during Spring Training and scouting throughout all levels during the season, similar duties to his previous position with the New York Yankees.

Chavez, 40, retired as a player after the 2014 season and spent 2015 as a special assignment scout under Yankees' General Manager Brian Cashman. Also in 2015, Chavez worked as a part-time color broadcaster for Oakland A's games on Comcast Sportsnet.

Eric played 17 seasons in the big leagues, spending his first 13 with the Athletics after a first round selection in 1996 (10th overall pick). His best years came from 2001-06, where he won six consecutive Gold Glove Awards®, batted .273 and averaged 29 homers & 96 RBI per season. In 2002, he was part of Oakland's historic 20-game win streak and claimed the Silver Slugger Award® that season. His finest campaign came in 2001 hitting, .288 with 32 HRs and 114 RBI (.878 OPS). Chavez collected 25+ home runs six times and over 100 RBI on four occasions and is lauded as one of the Major's top third basemen during his tenure.

A native of San Diego, CA, Chavez and wife, Alexandra, reside in Paradise Valley, AZ with their three children, Diego, Dolce and Cruz.



RIC WILSON

Major League Special Assignment Scout

2018 represents Ric Wilson's 16th season in the Halos' organization and his second as a special assignment scout. In his role, Wilson works closely with the baseball operations department on a variety of scouting aspects.

From 2010 through 2016, Wilson was the Club's scouting director after previously serving as the Angels' National Crosschecker from 2003-10. Prior to joining the Halos, he spent 11 years in the Milwaukee Brewers organization as an area scout (1992-94), southwest supervisor (1994-95) and west coast supervisor (1996-2002).

A former catcher, Wilson is a lifetime baseball man. He was a junior college All-American at Mesa Community College (1978-79) and played for two seasons at Arizona State University (1980-81). He was a member of the Sun Devils' 1981 National Championship team and was drafted by Seattle in the first round (secondary phase) of the 1981 MLB Draft. He spent six seasons (1981-86) in the Mariners' farm system.

Wilson and his wife, Shelly, have three children, Lisette (34), Ricky (31) and Abby (30). The couple resides in Chandler, AZ.



MIKE GALLEGO

Director, Baseball Development

Mike Gallego (guy-YAY-go), 57, enters his third season with the Angels after seven seasons with Oakland as the third base coach. Prior to joining the A's in 2008, he worked in the Colorado Rockies organization for nine seasons, including four years on Clint Hurdle's Major League staff as third base and infield coach. In 2007, the Rockies set a Major League record for fielding percentage with a mark of .989 en route to winning the franchise's first National League championship. Gallego began his coaching career in 1999 with Boston as a minor league infield instructor.

A native of Whittier, CA, Mike attended St. Paul HS (Santa Fe Springs, CA) and UCLA before being drafted by Oakland in the second round of the 1981 First-Year Player Draft. In 13 Major League seasons, he compiled a career .239 average (700/2931) with 111 doubles, 42 home runs and 282 RBI in 1111 games with the A's (1985-91, '95), Yankees (1992-94) and Cardinals (1996-97). He also fashioned a .986 career fielding percentage at second base in over 2,600 total chances. Gallego played in three consecutive postseasons with Oakland and was a member of the 1989 World Series Champion Club.

Gallego and wife, Caryn, reside in Scottsdale, AZ. The couple has three children, Niko, Joe and Ali.



MIKE LACASSA

Director, Minor League Operations

Mike LaCassa enters his seventh season with the Angels organization and his third as Director of Minor League Operations. In this role, he oversees all aspects of the farm system, collaborates between the scouting and player development staffs, and provides evaluations to the office of the general manager.

LaCassa, 31, began his baseball career in 2009 in the Baseball Operations Department of the Milwaukee Brewers, with his involvement focused on advance scouting. He then moved on to the Texas Rangers in January of 2010 as a player development assistant, where he ran the Club's Arizona operations at their Spring Training complex in Surprise, AZ. In December of 2011, LaCassa joined the Angels as Manager of Minor League Operations, tasked with handling the day-to-day logistics pertaining to player development. He was later promoted to Angels Assistant Director of Player Development before his current appointment.

A native of Glenview, IL, LaCassa graduated from the University of Illinois at Urbana-Champaign in 2008. He and his wife, Marie, reside in Mission Viejo, CA. The couple welcomed daughter, Katherine, in September 2017.



JONATHAN LUMAN

Director, Quantitative Analysis

Jonathan Luman came to the Angels in 2016 after having performed baseball analysis as a consultant and in various online publications. Luman's position was created to work closely with General Manager Billy Eppler and Assistant GMs Steve Martone and Jonathan Strangio. Luman provides an analytical perspective on a variety of subject matters including leading the Angels' statistical modeling initiatives.

Before joining the Halos, Luman, 37, was a systems engineer at the Johns Hopkins University Applied Physics Laboratory in Laurel, MD and a propulsion engineer with the Boeing Company in St. Louis, MO. Originally from Columbia, Maryland, Luman received a BSME from Grove City College in 2002 and a MSME from Penn State University in 2004. Jonathan's outside interest include spending time with his wife, Amy, and his three children, Molly, Sam and Tom.



BERNARD LI

Director, Sports Science & Performance / Head Physical Therapist

Bernard Li begins his eighth season with the Angels, second as Director of Sports Science & Performance and Head Physical Therapist. In his role, he leads the Angels Player Performance Department supervising athletic medicine, strength and conditioning, and sports nutrition. He also serves as Adjunct Faculty at the University of Southern California's Division of Biokinesiology and Physical Therapy Department.

Li received his Bachelor of Science in Physiology with minor in Exercise and Health Science from UC Santa Barbara and obtained his Doctorate of Physical Therapy at the University of Southern California. Li continued to distinguish himself by completing an orthopedic residency to obtain a Graduate Certificate in Orthopedic Physical Therapy at USC the following year.

He is double board certified by the American Board of Physical Therapy Specialties, both as an Orthopedic Clinical Specialist and a Sports Clinical Specialist. He is a member of the Orthopedic Section and the Sports Section of the American Physical Therapy Association. In addition, Li is a licensed athletic trainer.

Li has lectured on numerous topics that include therapeutic exercise, shoulder assessment, hamstring preventive programs, and hip rehabilitation, and has published several journal articles and book chapters.

He resides in Playa Vista, California with his wife, Rachel.



ADAM NEVALA

Head Certified Athletic Trainer

A member of the Angels organization since 1998, Adam Nevala begins his eighth season as the Head Certified Athletic Trainer. He was promoted prior to the 2011 campaign after six seasons as a Major League Assistant Athletic Trainer. Nevala was selected as a member of the Athletic Training staff for the American League at the 2015 All-Star Game in Cincinnati.

Prior to working at the Major League level, he spent six seasons as head athletic trainer for various Angels affiliates, including Triple-A Salt Lake in 2003-2004, Double-A Arkansas in 2002, Single-A Rancho Cucamonga in 2001, Single-A Lake Elsinore in 2000 and Single-A Cedar Rapids in 1999. Nevala also gained experience serving as the assistant athletic trainer and clubhouse manager for the Angels Rookie-Level Butte Copper Kings in 1998.

The Virginia, MN native is a member of the Professional Baseball Athletic Trainers Society (PBATS). Nevala attended Arizona State University, receiving his degree in exercise science and physical education in 1997. He earned his master's degree in rehabilitation science at California University of Pennsylvania in 2007.

The 42 year-old Nevala (pronounced "NEV-uh-luh"), wife, Tina, and son, Jackson, reside in Irvine, CA.



RICK SMITH

Certified Athletic Trainer

Rick Smith begins his 43rd season with the organization and 41st campaign as an Angels Certified Athletic Trainer. Smith previously served as the head athletic trainer for the El Paso Diablos, an Angels Double-A affiliate, before moving to the Major Leagues in 1978.

On August 3, 2002, Smith was honored in a pregame ceremony for his 25 years of service with the Angels. He has served as an American League Athletic Trainer for the All-Star Games in 1984, 1989 and 1997. Smith was also an integral part of the group honored with the Major League Athletic Training Staff of the Year Award for the 1998 season. The award is voted on by the Professional Baseball Athletic Trainers Society (PBATS).

The El Paso, TX native was inducted into the El Paso Baseball Hall of Fame on November 6, 2007 as part of the 20-year anniversary of the Hall of Fame. Former Angels Larry "Moose" Stubing, Ken Schrom and Jack Harris are also members of the El Paso Hall of Fame.

Smith began his career as a student athletic trainer for the University of Texas-El Paso athletic teams from 1971 until graduating in 1975. He is a member of the Professional Baseball Athletic Trainers Society (PBATS), National Athletic Trainers' Association (NATA) and the California and Texas State Trainers Associations. Smith is a regular supporter of the Child Abuse Prevention Center in Orange, CA.

Smith, 64, attended Eastwood High School in El Paso, TX. He and his wife, Janell, have one son, Karcher, and reside in Santa Ana, CA. The family welcomed grandson, Rocco, in 2017.

RICK SMITH BY THE NUMBERS

Some interesting figures during Rick Smith's 41-year tenure with the Angels...

742 - Number of Angels players

14 - Number of Angels managers

51 - Number of Angels coaches

Smith has worked approx. 7,400 games in his career (includes spring training, regular season and playoffs)





CRAIG MILHOUSE, M.D.

Head Team Physician

In his 24th season as Angels Team Physician, Craig Milhouse, M.D. serves in the same capacity with the Fullerton Junior College Athletic Department as well as a medical consultant for the Anaheim Ducks & Honda Center.

Milhouse's current professional duties include his private practice in internal medicine and athletic medicine in Orange, CA. He previously served for 10 years at the Kerlan-Jobe Orthopaedic Clinic in Anaheim, CA.

A native of Detroit, MI, Milhouse received his bachelor of science degree from the University of Michigan in 1976 and medical degree from Wayne State University School of Medicine in 1980. He completed his medicine/surgery internship at St. John's Hospital in Detroit (1980-81) and his internal medicine residency at Huntington Memorial Hospital in Pasadena, CA (1981-84). Milhouse served his sports medicine fellowship at Kerlan-Jobe Orthopaedic Clinic in Inglewood, CA (1990-91) and received his board certification in internal medicine in 1984.

Milhouse has worked as Team Physician for the Los Angeles Rams (1993-95), University of Southern California (1988-93), Occidental College (1992-93), Anaheim Bullfrogs, Anaheim Piranhas and Anaheim Splash. In 2003, Milhouse served as the medical director for the World Gymnastics Championships and has been a voluntary member of the Tournament of Roses for the past 27 years. He and wife, Pamela, have two sons, Jonathan and Alex. In 2016, became a grandfather with birth of grandson, Jaxon Ryan.



STEVE YOON, M.D.

Team Orthopedic Physician

Steve Yoon, M.D. joined the Angels in 2017 as a team orthopedic physician. He is the Director of Orthobiologics at the Kerlan-Jobe Orthopaedic Clinic and specializes in advanced non-surgical biologic treatments for sports injuries and degenerative joint disease. He also specializes in the use of image-guided and minimally invasive techniques for many orthopedic conditions.

Dr. Yoon is a consultant to many athletes throughout the NBA, MLB, NFL and NHL in addition to other organizations including the United States Tennis Association (USTA), PGA and LPGA tour, and Team USA for both the Summer and Winter Olympics. He is also a consultant with several local teams including the Los Angeles Lakers, Los Angeles Clippers, Los Angeles Rams, Los Angeles Dodgers, Los Angeles Kings, Anaheim Ducks, Los Angeles Sparks and the Loyola Marymount University Athletic Department.

Upon earning his medical doctorate within his home state at the University of Alabama, Dr. Yoon completed his residency at the NYU Medical Center and Hospital for Joint Disease, where he was named Chief Resident. He followed his residency with a subspecialty fellowship and board certification in interventional pain medicine at the UCLA Medical Center.

Dr. Yoon's work with professional athletes has been recognized in many media outlets including the *Los Angeles Times*, *Sports Illustrated*, CNN and ESPN. He is a member of the Major League Baseball Team Physicians Association (MLBTPA), American Orthopedic Society for Sports Medicine (AOSSM) and American Academy of Physical Medicine and Rehabilitation (AAPMR). Dr. Yoon continues to be published in journals and book chapters as well as lecture regionally and nationally.



RONALD KVTINE, M.D.

Team Orthopedic Physician

Ronald Kvitne (KUH-vit-KNEE), M.D. enters his second campaign with the Angels with over 28 years of orthopedic experience. He is a practicing member of the Kerlan-Jobe Orthopaedic Clinic in Los Angeles and is certified by the American Board of Orthopedic Surgery (ABOS). Dr. Kvitne is also the Medical Director and Team Surgeon for the Los Angeles Kings, Team Physician of the Los Angeles Blades and an Associate Orthopedic Consultant to the Los Angeles Dodgers, Los Angeles Lakers and Anaheim Ducks.

Dr. Kvitne is a regular contributor to medical research and education, having authored 31 publications and six book chapters and facilitated 34 lectures. He is a member of a number of medical societies, including the American Medical Association, American Academy of Orthopaedic Surgeons (AAOS), the American Shoulder and Elbow Surgeons (ASES), and the American Orthopedic Society for Sports Medicine (AOSSM). Dr. Kvitne is a qualified medical examiner and a Diplomate of the National Board of Medical Examiners.

A medical graduate from the University of California, San Francisco, Dr. Kvitne completed his residency in orthopedic surgery at the Northwestern University Medical Center in Chicago, Illinois.



FRONT OFFICE



BRIAN SCHULZ, M.D.


Team Orthopedic Physician

Brian Schulz, M.D. is an orthopedic surgeon out of the Kerlan-Jobe Clinic specializing in ligament, meniscus, and cartilage injuries of the knee, shoulder instability and labral tears, rotator cuff injuries, Tommy John surgery, shoulder reconstruction, upper and lower extremity fracture management, and advanced arthroscopic and open surgical techniques for sports-related injuries of the shoulder, elbow, hip and knee.

Dr. Schulz began his studies at the University of Kentucky and earned a bachelor of science degree in biology, before going on to medical school at the University of Louisville School of Medicine in Louisville, KY. He completed his residency at Columbia University Medical Center/New York-Presbyterian Hospital, where he was administrative chief resident. Dr. Schulz went on to train as a Kerlan-Jobe Sports Medicine Fellow and is an active researcher, publishing multiple papers and book chapters.

He is a member of the American Academy of Orthopedic Surgeons (AAOS), American Orthopedic Society for Sports Medicine (AOSSM), Arthroscopy Association of North America (AANA), and the American Orthopedic Association (AOA) Emerging Leaders Program.

2018 marks the second season with the Angels for Dr. Schulz. He has been a consultant for a variety of professional, collegiate and high school athletic teams, including the Los Angeles Dodgers, Anaheim Ducks, Los Angeles Kings, Los Angeles Lakers, Los Angeles Sparks, Los Angeles KISS, West Los Angeles College and Fullerton College.



LEE FIOCCHI

Head Strength & Conditioning Coach

Lee Fiocchi (FEE-oh-KEY) joined the Angels in 2017 as the Head Strength & Conditioning Coach. Prior to joining the Halos, Fiocchi worked on the University of Houston's baseball staff as Head Athletic Development Coach (2013-16). He is also founder and director of Dynamic Sports Training (DST) in Houston, Texas.

Prior to starting DST, Lee worked and trained under world-renowned performance specialist Pete Bommarito in Davie, Florida. Lee was the Director of Major League Baseball off-season training, creating immediate success for several MLB players and was an integral part of the 2007 and 2008 NFL Combine Prep strength program.

Lee has trained 33 MLB players, over 100 NFL players, prepared over 100 players for the NFL combine and trained the US Olympic Sailing Team during the 2008-2012 Quadrennial.

A native of Hermiston, Oregon, Fiocchi graduated from Eastern Illinois University in 2004 with a B.S. in physical education. Lee is supported by wife, Crystal, and his two girls, Alana and Alexa.



SEAN JOHNSON

Physical Therapist / Assistant Strength & Conditioning Coach

Sean Johnson is in his second season within the Angels as Physical Therapist and Assistant Strength & Conditioning Coach. Prior to joining the Angels, Sean practiced at the University of Southern California's Physical Therapy Associates faculty practice. Johnson is a Board Certified Orthopaedic Clinical Specialist and a member of the American Physical Therapy Association (APTA).

Johnson spent the first six years of his professional career teaching within USC's Physical Therapy program. He continues to serve as a primary mentor with the Orthopaedic Residency Program and Sports Residency Program for Physical Therapy. He previously taught Musculoskeletal Examination labs for the Introduction to Clinical Medicine courses for USC's Keck School of Medicine.

Sean also serves as one of USC's primary instructors within the Division of Biokinesiology and Physical Therapy's Orthopaedic Physical Therapy Boot Camp. In 2014 and 2016, Sean taught as clinic faculty at the Kenya Medical Training College Higher Diploma Program (sponsored by Richard Jackson, PT, DPT, OCS and Jackson Clinics). He taught physiotherapists in treatment of low back pain in Nairobi, Kenya working towards their advance physical therapy diploma.

Johnson is highly involved within the California Physical Therapy Association (CPTA) serving as Director on the California Physical Therapy Association's Board of Directors. He received his Clinical Doctorate degree in physical therapy and residency trained in Orthopedics at USC. He received a Bachelor of Science as well as a Bachelor of Exercise Science at the University of Sioux Falls where he also played outside linebacker for the football team.

Sean currently resides in Alhambra, CA and is active in Krav Maga martial arts.

FRONT OFFICE



ERIC MUNSON

Assistant Certified Athletic Trainer

Eric Munson, 38, joined the Angels Major League Athletic Training Staff in 2017 as an assistant athletic trainer. He spent seven seasons with the Angels' affiliates and served as the Minor League Rehabilitation Coordinator for five years prior to joining the big league club.

Munson served as the head athletic trainer in Double-A Arkansas (2008-10), Single-A Rancho Cucamonga (2007), Cedar Rapids (2005-06, 2011) and has served as the Angels Minor League Rehab Coordinator based in Tempe (2012-16). Prior to joining the Angels organization, he worked as the head athletic trainer and strength & conditioning coach for the Cedar Rapids Roughriders for the 2004-05 season as part of the United States Hockey League.

A native of Kenmare, ND, Munson, received his Bachelor of Science degree in Athletic Training from North Dakota State University in 2004. Eric, his wife, Leslie, and daughter, Nora, reside in Avondale, AZ.



YOICHI TERADA

Massage Therapist

Yoichi (yo-EACH-ee) Terada (ter-AH-duh) enters his eighth season with the Halos in 2018. In his role, Terada works daily with players and staff using touch to manipulate the soft tissues of the body. In 2016, Terada was selected to work on the A.L. training staff for the All-Star Game at Petco Park in San Diego.

With massage therapy, he relieves pain, assists in rehabilitation of injuries, improves circulation and aids in the general wellness of players. Additionally, he assists with English translation during Japanese media interviews with the Angels.

Terada joined the Club in 2011 as a Japanese interpreter/personal massage therapist for pitcher Hisanori Takahashi. In 2013, he was named as the team's massage therapist.

Born and raised in Shizuoka, Japan, Terada graduated from Fresno State University with a degree in sports medicine. Yoichi and wife, Maki, have three children and reside in Fountain Valley.



WILL LENZER

Mental Conditioning Coach

Will Lenzer joins the Angels staff in 2018 as the Club's Mental Conditioning Coach. He served in the same capacity with the New York Mets over the last two seasons (2016-17). A native of Washington, D.C. Lenzer broke into the big leagues as the mental skills coach for the Seattle Mariners in their Player Development department in 2015.

In 2014, Lenzer worked as a consultant with the U.S. Army as a Mental Performance Specialist. Additionally, he was a performance consultant for American Top Team Mixed Martial Arts from 2012-14.

Lenzer, 40, started his professional career as Director of Mental Conditioning for the Evert Tennis Academy from 2011-12. He received his B.A. in Psychology from Pitzer College (Los Angeles, CA) and a master's in Sports Psychology from John F. Kennedy University (Pleasant Hill, CA). Lenzer currently makes his home in Leucadia, CA.



FRONT OFFICE



FRONT OFFICE



KEITH TARTER

Equipment Manager

In his 28th season in the Angels organization, 2018 marks Keith's eighth consecutive year as equipment manager. He first joined the organization in 1991, serving as a batboy for three seasons (1991-93), before advancing to the clubhouse staff in 1994. After serving as the Angels Assistant Equipment Manager for 15 seasons, he was promoted to his current position in November 2009.

An Anaheim, CA native, Tarter graduated from Katella High School. He attended Rancho Santiago Community College (Santa Ana, CA) before studying landscape design at Fullerton (CA) Community College.

Tarter and his wife, Lisa, reside in Corona, CA with twins, Kash and Emma.



BRIAN "BUBBA" HARKINS

Visiting Clubhouse Manager

Beginning his 29th season as visiting clubhouse manager, Brian Harkins oversees clubhouse accommodations for opponents at Angel Stadium. He began his career with the organization in 1981 as an Angels batboy for three seasons (1981-83).

After a brief stint outside the organization, Harkins returned to the Angels in 1986 as a clubhouse attendant. He was promoted to assistant visiting clubhouse manager & umpires room attendant in 1988. Harkins was appointed as visiting clubhouse manager in 1990 and honored as 'Visiting Clubhouse Manager of the Year' by MLB equipment managers in 2005.

An Anaheim, CA native, Harkins graduated from Katella High School in 1984 and played catcher at Mt. San Antonio Community College (Walnut, CA) in 1985. He is a member of the MLB Equipment Managers Association Scholarship Committee that awards academic scholarships to MLB batboys. Harkins also participates in the annual 'Groundkeeper's Canned Food Drive' at Angel Stadium, giving tours of the clubhouse to fans who donate canned food.

In January 2016, Brian married the former Paula Kelsheimer. Harkins has two daughters, Hayley and Hannah, and a son, Hayden.



SHANE DEMMITT

Assistant Equipment Manager

Shane began a career in baseball in 1995 working in stadium operations for the Toronto Blue Jays' Class-A affiliate in the South Atlantic League (SAL). He then joined stadium operations at Tempe Diablo Stadium (AZ) in 1997 and the Angels Major League Club as a clubhouse attendant in 2004. Demmitt was promoted to Angels Assistant Equipment Manager after the 2009 campaign.

A native of Maryland, he has a Bachelor of Science degree in sports management from West Virginia University and a Juris Doctor degree from Loyola Law School. In February 2012, Demmitt was a contestant on MLB Network's gameshow 'Baseball IQ' and ultimately won the competition, raising \$45,000 in prize money for the Angels Baseball Foundation. He resides in Irvine, CA and has been a member of the California State Bar since 2002.



HECTOR "H" VAZQUEZ

Umpires Room Attendant

Hector Vazquez begins his 22nd season in the Angels organization, 10th in his current role as umpires room attendant. He initially worked with the Club as a ball boy (1997-99) & bat boy (2000-01) before joining the clubhouse staff assisting players and coaches with day-to-day preparation (2002-08).

Vazquez served as Team Mexico's Equipment Manager during the 2013 World Baseball Classic. The Katella High School graduate and wife, Erica, have two daughters, Joana (12) and Valentina (2), and reside in Corona, CA.



FRONT OFFICE



Andrew Abarca
Group Sales
Account Executive



Michael Abraham
Group Sales Manager



Angel Acosta
Group Sales
Account Executive



Samantha Andersen
Entertainment
Coordinator



Richard Anderson
Assistant Director,
Quantitative Analysis



Jose Andrade
Security Host



Daniel Angulo
Asset Coordinator



Seth Arias
CRM Data Coordinator



Ryan Bailey
Baseball Systems
Developer



Sue Bassett
Controller



Nathan Bautista
Housekeeping
Operations Manager



Matt Birch
Manager,
Communications



Randy Bishop
Painter



Sheila Brazelton
Senior Manager
Ticket Operations



Kevin Brice
Assistant, Quantitative
Analysis



Kevin Brown
Lead, Skilled Crafts



Bill Bryson
Painter



Peter Bull
Director, Entertainment
& Production



Patrick Byrnes
Electrician



Adam Cali
Baseball Administration
Coordinator



Carlos Campos
Ballpark Operations
Coordinator



Adrian Castillo
Warehouse Assistant



Al Castro
Director, Information
Services



Mayra Castro
Human Resources
Generalist



Alex Cervantes
Skilled Craftsman



Calvin Ching
Senior Manager, Stadium
Events & Operations



Adam Chodzko
Senior Manager,
Communications



Scott Coomes
HVAC Technician



Brandon Cosio
Ticketing
Representative



Ellen Crooks
Ticketing
Representative



Lauren Dahl
Premium Seating
Coordinator



Karla Davenport
Ticketing
Representative



Brianna Davoren
Marketing Events
Coordinator



Pedro Del Castillo
Housekeeping
Supervisor



Tom DeTemple
Director, Ticket
Operations & Service



Aidan Donovan
Assistant, Amateur
Scouting

FRONT OFFICE



FRONT OFFICE



FRONT OFFICE



Julius Evans
Business Analyst



Mike Fach
Senior Director,
Business Development



Neil Fariss
Senior Network
Engineer



Ashley Fleck
Sponsorship
Services Coordinator



Jared Florin
Premium Sales
Account Executive



Taylor Gach
Group Sales Account
Executive



Mike Gallant
Help Desk
Support Assistant




Madison Garcia
Group Sales
Coordinator



Jeremy Gathright
Client Services
Representative



Seth Glantz
Sr. Baseball Systems
Architect



Shelton Glenn
Premium Sales
Account Executive



Erin Gorforth
Graphic Designer



Edward Gomez
Premium Sales
Account Executive



Philip Gurule
Group Sales Account
Executive



Evan Harding
Corporate Sales
Account Executive



James Haskins
Security Host



Kelsey Hayes
Supervisor, Stadium
Events



Kyle Haygood
Director, Premium
Sales and Service



Clancy Holligan
Ticketing
Representative



Spenser Ishii
Client Services
Representative



Jonathan Jagdharry
Baseball Systems
Developer



Jennifer Jeablanc
Financial Operations
Manager



Deborah Johnston
Director, Human
Resources



Gary Jordan
Manager, Facility
Maintenance



Eric Kay
Director,
Communications



Alison Kelso
Payroll Assistant



Walter King
Baseball Operations
Assistant



Lesli Koontz
Sr. Corporate Account
Executive



Bobby Kowan
Senior Manager,
Partner Services



Greg Laesch
Assistant
Groundskeeper



Nick Lampe
Assistant, International
and Pro Scouting



Cierra Lane
Premium Seating
Coordinator



Veronica Lee
Special Events
Coordinator



Jeff Leuenberger
Sr. Business
Development Account
Executive



Barney Lopas
Field/Ground
Maintenance Manager



Diego Lopez
Sr. Video Coordinator



FRONT OFFICE



Robert Macciavello
Electrician



Mark Macias
Security Manager



Andrew Mack
Baseball Operations
Assistant



Paul Maginnes
Ticket Sales Account
Executive



Sam Maida
Director, Ballpark
Operations



Lisa Martinez
Ticketing
Representative



Jasmin Matthews
Premium Sales
Account Executive



William Maurer
Warehouse Assistant



James McGee
Business Development
Account Executive



Riley McGovern
Assistant Baseball
Systems Developer



Mike McKay
Director, Stadium
Facilities



Kylie McManus
Accountant



Ryan Mendoza
Equipment Mechanic



Shawn Meyer
Client Services
Representative



Jacob Miller
Group Sales Account
Executive



Carmen Mispagel
Administrative
Assistant, Facilities



Dominic Mitrano
Graphic Designer



Andie Mitsuda
Sponsorship Services
Coordinator



Ruben Montano Jr.
Video Coordinator



Jennifer Moran
Client Services
Representative



Erin Morey
Sponsorship Services
Supervisor



Chris Mosch
Player Development
Assistant



Doug Mylowe
Director, Finance



Ray Nells
Housekeeping
Supervisor



David Neumann
Inside Sales
Manager



Tara Nicodemo
Social Media
Coordinator



Blaine Ohgashi
Team Photographer



Adam Overgaard
Sponsorship Services
Coordinator



Jose Padilla
Facilities Office
Manager



Jim Panetta
Director, Ticket Sales



Kristen Pepperling
Group Sales Account
Executive



Suzanne Peters
Purchasing Manager



Danny Pitts
Associate Producer,
Video & Scoreboard
Operations



Sage Poland
Group Sales Account
Executive



Jenny Price
Senior Director,
Foundation Initiatives



Nicole Provsansal
Director, Community
Partnerships

FRONT OFFICE



FRONT OFFICE



FRONT OFFICE



Anthony Recinos
Human Resources
Coordinator



Armando Reyna
Ticketing Supervisor



Angel Rodriguez
Senior Group Sales
Account Executive



Andrew Rogers
Maintenance Painter



Bob Ross
Lead Electrician



Lisa Saldana
Ticket Sales Account
Executive



Victor Sanchez
Skilled Craftsman



Brian Sanders
Senior Director,
Ballpark Operations



Richard Schilpp
Security Host



Lorelei Schlitz
Payroll Manager



Cecilia Schneider
Benefits Manager



James Sheu
Network
Administrator



Marcus Sims
Client Services
Representative



Paramjit Singh
Technology
Integration Specialist



Michael Squitieri
Group Sales Account
Executive



Hannah Stange
Digital & Promotions
Coordinator



Frank Stewart
Maintenance
Technician



Bill Stoneman
Senior Advisor,
Baseball Operations



Tony Surrou
Lead, HVAC



Sarah Talamonte
Accounts Payable
Specialist



Tom Taylor
Traveling Secretary



Jen Tedmori
Associate
Legal Counsel



Alex Tinyo
Marketing Manager



David Tsuruda
Producer, Video &
Scoreboard Operations



David Tunsall
Painter



Rick Turner
Senior Corporate
Account Executive



J.T. Umberg
Business Development
Account Executive



Jacqueline Urbanus
Security Host



Ryan Vance
Sr. Manager, Ticket
Marketing



Vanessa Vega
Marketing Manager



Ryan Vitelli
Sponsorship Services
Coordinator



Courtney Wallace
Director, Special
Events



Margie Walsh
Receptionist



Chris Warden
Guest Experience
Manager



Susan Weiss
Manager, Ticket Office



Jennifer Whyntott
Assistant Controller



FRONT OFFICE



Michael Williams
Skilled Craftsman



Alex Winsberg
Director, Legal Affairs
& Risk Management



David Yun
Sr. Customer Support
Analyst



Drew Zinser
Corporate Account
Executive

FRONT OFFICE

Not pictured:

Christian Govea Warehouse Assistant

Genaro Luna Wardrobe

Mario Ramirez Ticketing Representative

Gabriel Rivera Security Host





FRONT OFFICE



AMATEUR SCOUTING STAFF

MATT SWANSON - DIRECTOR, AMATEUR SCOUTING
CARLOS GOMEZ - DIRECTOR, INTERNATIONAL SCOUTING
FRANKIE THON JR. - ASSISTANT DIRECTOR, INTERNATIONAL SCOUTING

Crosscheckers

Jason Ellison Hitting Crosschecker
 Jeremy Schied, Jason Smith, Steffan Wilson National Crosscheckers

Territory

Regional Supervisors

Jason Baker East
 Jayson Durocher Southwest
 Nick Gorneault Southeast
 Brandon McArthur South
 Scott Richardson West

Area Scouts

Jared Barnes Pennsylvania, West Virginia, Virginia, Maryland, Delaware
 John Burden Indiana, Ohio, Kentucky
 Tim Corcoran Southern California
 Chris Cruz Northern Florida, East Canada
 Ben Diggins Southern California, Hawaii
 Drew Dominguez Iowa, N. Illinois, Michigan, Minnesota, North Dakota, South Dakota, Nebraska
 Chad Hermansen Nevada (w/o Reno), Utah, Colorado, Arizona, New Mexico
 Todd Hogan Georgia, East Alabama
 Ryan Leahy Maine, New Hampshire, Vermont, Massachusetts, Rhode Island, Connecticut, New York, New Jersey
 Billy Lipari Oklahoma, Kansas, Northern Texas (through Dallas)
 Chris McAlpin Georgia, North Carolina, South Carolina
 Joel Murrie N. Alabama, S. Illinois, Missouri, W. Kentucky, W. North Carolina, Tennessee
 Ralph Reyes Southern Florida, Puerto Rico
 Brett Smith Southern California
 Brian Tripp N. California, Washington, Oregon, Idaho, Montana, Wyoming, British Columbia
 Rudy Vasquez Western & Southern Texas
 J.T. Zink Mississippi, Louisiana, Alabama, Arkansas

International Scouts

Marlon Urdaneta, Ender Gonzalez, Andres Garcia Venezuela
 Domingo Garcia, Frank Tejada, Jochy Cabrera, Lianmy Galan, Rusbell Cabrera Dominican Republic
 Raul Gonzalez Panama

Part-Time Scouts

John Gracio Arizona
 Steve Hernandez, Rob Wilfong Southern California
 Don Archer Canada
 Omar Rodriguez Puerto Rico

PROFESSIONAL SCOUTING STAFF

NATE HOROWITZ - DIRECTOR, PRO SCOUTING
RIC WILSON - SPECIAL ASSIGNMENT SCOUT

Professional Scouts

Hometown

Jeff Cirillo Medina, WA
 Buck Coats Lake Park, GA
 Ben Francisco Anaheim, CA
 Phil Geisler Mount Horeb, WI
 Brendan Harris Rockledge, FL
 Travis Ice Lawrence, KS
 Nick McCoy Los Angeles, CA
 Tim McIntosh Golden Valley, MN
 Jim Miller Valrico, FL
 Jayson Nix Lewisville, TX
 Roman Rodriguez Tampa, FL
 Andrew Schmidt Anaheim, CA
 Ken Stauffer Katy, TX
 Bobby Williams Sarasota, FL



Jeff Cirillo



Buck Coats



Ben Francisco



Phil Geisler



Brendan Harris



Travis Ice



Nick McCoy



Tim McIntosh



Jim Miller



Jayson Nix



Roman Rodriguez



Andrew Schmidt



Ken Stauffer



Bobby Williams



FRONT OFFICE



SCOUTING STAFF



Don Archer



Jason Baker



Jared Barnes



John Burden



Jochy Cabrera



Rusbel Cabrera



Tim Corcoran



Chris Cruz



Ben Diggins



Drew Dominguez



Jayson Durocher



Jason Ellison



Liamny Galan



Andres Garcia



Domingo Garcia



Ender Gonzalez



Raul Gonzalez



Nick Gorneault



John Gracio



Chad Hermansen



Steve Hernandez



Todd Hogan



Ryan Leahy



Billy Lipari



Chris McAlpin



Brandon McArthur



Joel Murrie



Ralph Reyes



Scott Richardson



Omar Rodriguez



Jeremy Scheid



Brett Smith



Jason Smith



Francisco Tejada



Frankie Thon



Brian Tripp



Marlon Urdaneta



Rudy Vasquez



Rob Willong



Steffan Wilson



J.T. Zink

FRONT OFFICE



BASEBALL... IT'S IN OUR DNA

LIVE LOOK-INS AND ANALYSIS ON MLB TONIGHT™
PLUS 5 LIVE GAMES EACH WEEK



OUR NATIONAL PASTIME
ALL THE TIME®



GO TO FINDMLBNETWORK.COM FOR CHANNEL LINEUP.
© 2018 MAJOR LEAGUE BASEBALL PROPERTIES, INC. ALL RIGHTS RESERVED.

UNDER THE HALO





TV & RADIO INFORMATION



WEST™

FOX Sports West enters its 27th season as telecast partner with the Los Angeles Angels and will produce approximately 150 games during the 2018 regular season.

Originating live from Angel Stadium and on the road, "Angels Live" returns to provide unmatched access to the Angels. Featuring a 30-minute pre-game and full post-game coverage, "Angels Live" is a true extension of the game that keeps Angels fans entertained and informed.

Live event coverage of the Angels on FOX Sports West will also feature the Dyno-Cam super slow-mo camera system to create opportunities for analysts to share perspective and expertise with an up-to-the-moment illustration. FOX Sports West will also use FOX Vision to breakdown plays throughout the game as it provides 3D replays and virtual enhancements.

In addition to the Los Angeles Angels game telecasts on FOX Sports West, "Angels Weekly" delivers unique stories, exclusive interviews and behind the scenes footage, providing fans with unmatched coverage of the Halos. The half-hour show airs every Friday on FOX Sports West throughout the season.



Again this season, FOX Deportes LA will deliver most home Angels games on COX Channel 84.

Together, FOX Sports West and Prime Ticket present more live, local sports programming than any other network or broadcast system in Southern California, Nevada and Hawaii. For complete regional sports news, provocative opinions, telecast schedules and updated statistics, log-on to www.foxsportswest.com and follow the network on Twitter: @FoxSportsWest and Instagram: @FoxSportsWest, and Like on Facebook: www.facebook.com/foxsportswest.

ALL-TIME ANGELS TELEVISION BROADCASTERS

- | | | |
|---|---|--|
| 1961 - Don Wells, Bob Kelley, Steve Bailey (KTLA) | 1990 - Joe Torre, Reggie Jackson, Joe Garagiola (KTLA) | 2007 - Steve Physioc, Rex Hudler, Jose Mota, Mark Gubicza (Fox Sports Net and KCOP) |
| 1962 - Buddy Blattner, Don Wells, Steve Bailey (KTLA) | 1991 - Ken Wilson, Ken Brett (KTLA) | 2008 - Steve Physioc, Rex Hudler, Rory Markas, Mark Gubicza (Fox Sports Net and KCOP) |
| 1963 - Buddy Blattner, Don Wells (KTLA) | 1992 - Ken Wilson, Ken Brett (KTLA) | 2009 - Steve Physioc, Rex Hudler, Rory Markas, Mark Gubicza (Fox Sports West and KCOP) |
| 1964 - Buddy Blattner, Don Wells (KTLA) | 1993 - Ken Wilson, Ken Brett (KTLA) | 2010 - Victor Rojas, Mark Gubicza (Fox Sports West and KCOP) |
| 1965 - Buddy Blattner, Don Wells (KTLA) | 1994 - Ken Wilson, Ken Brett (KTLA & Prime Ticket) | 2011 - Victor Rojas, Mark Gubicza (Fox Sports West and KCOP) |
| 1966 - Buddy Blattner, Don Wells (KTLA) | 1995 - Ken Wilson, Ken Brett (KTLA & Prime Sports) | 2012 - Victor Rojas, Mark Gubicza (Fox Sports West and Prime Ticket) |
| 1967 - Buddy Blattner, Don Wells (KTLA) | 1996 - Steve Physioc, Jerry Reuss, Sparky Anderson (KCAL and Fox Sports West) | 2013 - Victor Rojas, Mark Gubicza (Fox Sports West) |
| 1968 - Buddy Blattner, Don Wells (KTLA) | 1997 - Steve Physioc, Jerry Reuss, Sparky Anderson (KCAL & Fox Sports West) | 2014 - Victor Rojas, Mark Gubicza (Fox Sports West) |
| 1969 - Dick Enberg, Don Wells (KTLA) | 1998 - Steve Physioc, Jerry Reuss, Sparky Anderson (KCAL & Fox Sports West) | 2015 - Victor Rojas, Mark Gubicza (Fox Sports West) |
| 1970 - Dick Enberg, Don Wells (KTLA) | 1999 - Steve Physioc, Rex Hudler (KCAL & Fox Sports West) | 2016 - Victor Rojas, Mark Gubicza (Fox Sports West) |
| 1971 - Dick Enberg, Don Wells (KTLA) | 2000 - Steve Physioc, Rex Hudler (KCAL & Fox Sports West) | 2017 - Victor Rojas, Mark Gubicza (Fox Sports West) |
| 1972 - Dick Enberg, Don Wells (KTLA) | 2001 - Steve Physioc, Rex Hudler (KCAL & Fox Sports Net) | 2018 - Victor Rojas, Mark Gubicza (Fox Sports West) |
| 1973 - Dick Enberg, Don Drysdale (KTLA) | 2002 - Steve Physioc, Rex Hudler (KCAL & Fox Sports Net) | |
| 1974 - Dick Enberg, Don Drysdale (KTLA) | 2003 - Steve Physioc, Rex Hudler (KCAL & Fox Sports Net) | |
| 1975 - Dick Enberg, Don Drysdale (KTLA) | 2004 - Steve Physioc, Rex Hudler (KCAL & Fox Sports Net) | |
| 1976 - Dick Enberg, Don Drysdale (KTLA) | 2005 - Steve Physioc, Rex Hudler (KCAL & Fox Sports Net) | |
| 1977 - Dick Enberg, Don Drysdale, Al Wisk (KTLA) | 2006 - Steve Physioc, Rex Hudler, Jose Mota (Fox Sports Net) | |
| 1978 - Dick Enberg, Don Drysdale, Al Wisk (KTLA) | | |
| 1979 - Don Drysdale, Al Wisk, Ron Fairly (KTLA) | | |
| 1980 - Don Drysdale, Ron Fairly (KTLA) | | |
| 1981 - Don Drysdale, Ron Fairly (KTLA) | | |
| 1982 - Bob Starr, Ron Fairly (KTLA) | | |
| 1983 - Bob Starr, Ron Fairly (KTLA) | | |
| 1984 - Bob Starr, Ron Fairly, Allan L. Collin (KTLA) | | |
| 1985 - Bob Starr, Joe Torre, Dick Enberg (KTLA) | | |
| 1986 - Bob Starr, Joe Torre (KTLA) | | |
| 1987 - Bob Starr, Joe Torre (KTLA) | | |
| 1988 - Bob Starr, Joe Torre (KTLA) | | |
| 1989 - Bob Starr, Joe Torre (KTLA) | | |



TV & RADIO INFORMATION



AM830 KLAA enters its 11th year as the English language radio flagship station of the Los Angeles Angels. The broadcast team of Terry Smith and Mark Langston returns for their sixth full season in the Angels radio booth. 2018 marks Smith's 17th season with the club and the seventh for Langston as a broadcaster. AM830 is owned by Angels owner Arte Moreno.



In addition to all Spring Training, regular season and postseason broadcasts, AM830 airs *Angels On Deck* (pregame programming starting 90 minutes prior to each game), the *Angels Pregame Show* (beginning 30 minutes prior to the game), and the *Angels Postgame Show* plus *Angel Talk* after every home game broadcast. AM830 is home to *The Sports LODGE with Roger Lodge*, *The Rich Eisen Show* and *Golic & Wingo* from ESPN Radio. AM830 is also the Southern California home for the Anaheim Ducks and many other live professional and college football, basketball and hockey games, plus breaking Angels news and many other interesting hours of local and network programming.



KWKW ESPN Deportes (1330 AM) is in its 11th year as the Spanish-language play-by-play home of the Los Angeles Angels.



In 1941, at the beginning of World War II, the Federal Communications Commission awarded KWKW its license to broadcast and inform the Hispanic population of Los Angeles the news about the war. This took place from the basement of a hotel on Colorado Street in Pasadena. At a later date KWKW moved to 800 Sierra Madre Villa in Pasadena, where many of today's famous announcers began their careers in Spanish radio.

In 1962 Lotus Communications Corporation bought KWKW. Since that time Howard Kalmenson, owner and founder of Lotus Communications, has been able to acquire 24 radio stations which broadcast in English and Spanish as well as Lotus Hispanic Reps, a National Rep firm with offices across the country. All this was possible because of KWKW.

In January 1989, when KWKW switched from 1300 to 1330 on the AM dial, the broadcast coverage area more than doubled. KWKW is one of the leading Spanish language radio stations in the United States. An excellent signal, popular personalities, outstanding news, sports and in-depth public service and community involvement guarantee KWKW's long-term success in the dominant Mexican and Latino communities of Los Angeles.

2018 CALIFORNIA RADIO AFFILIATES

CALL LETTERS	FREQUENCY	LOCATION
KLAA	830 AM	Los Angeles/Orange County
KSPN	710 AM	Los Angeles
KRAK	910 AM	Victorville
KLOA	1240 AM	Ridgecrest
KXPS	1010 AM/102.7 FM	Palm Springs
KMET	1490 AM	Riverside-Banning



TV & RADIO INFORMATION



VICTOR ROJAS

Television Play-By-Play

Victor Rojas returns to the television booth for his ninth season as the play-by-play voice of the Angels. Rojas will also join fellow broadcaster Mark Gubicza for a ninth season as analyst for "Angels Live", the Angels pre- and post-game shows. During the 2011 MLB playoffs, TBS welcomed Rojas as a play-by-play voice during the National League Divisional Series (Milwaukee vs. Arizona).

Rojas joined the Angels broadcast team prior to the 2010 season after serving as a studio host for the MLB Network since its inception. Before joining MLB Network in late December 2008, Rojas spent five seasons (2004-08) as a member of the Texas Rangers television and radio broadcast teams, calling play-by-play as well as providing analysis. Rojas went to Texas after spending the 2003 season doing both play-by-play and analysis for Arizona Diamondbacks broadcasts.

Prior to breaking into Major League broadcasting with the D-backs, Rojas spent two seasons calling television and radio play-by-play for the Newark Bears of the Atlantic League, where he was also hired as the team's Assistant General Manager before becoming General Manager.

A former pitcher in the Angels organization, Rojas' career eventually led to coaching. The son of former Major League All-Star and Angels manager Cookie Rojas, Victor was on the Florida Marlins baseball staff in 1993 and served as pitching coach at Rio Grande in the Texas-Louisiana League in 1994. The Miami, FL native played his college baseball at the College of the Desert in Palm Springs, California, and Lewis-Clark State College in Lewiston, Idaho.

Rojas resides in Trophy Club, Texas with his wife Kim and their three children.

UNDER THE HALO



MARK GUBICZA

Television Color Analyst

Former Major League Baseball veteran Mark Gubicza is entering his 17th year with Fox Sports West. This season will mark his 12th year of providing color commentary for Angels broadcasts on FSW. Gubicza will also continue as an analyst for the Angels' pre- and post-game shows, "Angels Live", which he has done for the past 13 seasons.

Gubicza previously co-hosted the *FS Baseball Report*, which aired nationally on Fox Sports, previewing future matchups and breaking down current standings in the league. In 2004, Gubicza provided analysis for Minnesota Twins games from Los Angeles. He made his first television appearance as an analyst for FSN in April 2000 on *Baseball Today* and the *National Sports Report*. He also hosted the *Southern California Baseball Report* on AM570 for three years.

In his professional baseball career, Gubicza spent 14 seasons in the Major Leagues. Drafted in 1981, he went on to spend 13 seasons with the Kansas City Royals, winning a World Championship in 1985 and 20 games in 1988. In both 1988 and 1989, he was named to the AL All-Star team. He finished his career with the Angels in 1997. To honor his many accomplishments on the field, he was named to the Kansas City Royals Hall of Fame as well as the Pennsylvania Hall of Fame in 2006. He was also named to the Missouri Sports Hall of Fame, class of 2010.

Gubicza and his wife, Lisa, live in Chatsworth, Calif. and have three children, Nicolette, Chad and Ashley.





TV & RADIO INFORMATION



TERRY SMITH

Radio Play-By-Play

Terry Smith enters his 17th season on the Angels flagship radio station. The 2018 season marks his ninth season as the Angels lead play-by-play announcer. His 17 seasons in the booth make Smith the longest tenured radio broadcaster in club history.

Smith joined the Angels in 2002 after serving as the radio voice of the New York Yankees Triple-A affiliate Columbus Clippers for 19 seasons. From 1983-97, Smith also served as Sports Director on WBNS AM in Columbus, Ohio and was simply known as "The Voice" serving as play-by-play announcer for the Ohio State University Football and Basketball Radio Network from 1986-97. Smith was recognized three times by the Ohio Associated Press for his sportscasts and WBNS AM was named the Outstanding Sports Operation in Ohio six times by the Associated Press.

Smith started his baseball broadcasting career in 1978, calling games for the Jacksonville Suns and later called games for the Memphis Chicks from 1981-82. At Memphis, Smith also worked as the Sports Director on WHBQ AM, anchoring sports on the morning and afternoon drive shows.

The Philadelphia native attended Temple University, where he played collegiate club hockey, as well as Jones College in Jacksonville, Fla. which has produced the likes of actors Joe Piscapo and Jay Thomas. In February 2002, Smith made his on-screen debut as a broadcaster in the baseball movie *A Little Inside*, which aired on HBO and Showtime. He assists in Angels Community Relations with appearances and has served as Honorary Chair of the Orange County Learning for Life's Exploring program. Smith and his wife, Sonia, have one son, Jordan, who graduated from UC Santa Barbara in 2013, and make their home in Ladera Ranch, Calif.



MARK LANGSTON

Radio Color Analyst

Mark Langston enters his sixth full season on the Angels broadcast team after joining Terry Smith on the air as an analyst on a part-time basis during the 2012 regular season.

Langston pitched 16 seasons at the Major League level, including eight with the Angels. He was originally drafted by Seattle in the 1981 draft and pitched for the Mariners (1984-89) and Montreal Expos (1989) before joining the Angels prior to the 1990 season. On Apr. 11, 1990 Langston and Mike Witt combined to pitch the eighth no-hitter in Angels history and the first combined no-hitter in club history. He pitched to an 88-74 record with a 3.97 ERA in his eight seasons with the Angels before finishing his career with the San Diego Padres (1998) and Cleveland Indians (1999). A four-time All-Star, Langston also won seven Gold Glove Awards, including five straight from 1991-95 with the Angels.

After retiring, Langston became the head baseball coach at Orange Lutheran High School where he guided the Lancers to a playoff berth in 2002.

A native of San Diego, Langston resides in Laguna Beach with his wife, Michelle. The couple has two daughters, Katie and Gabrielle.

ALL-TIME ANGELS RADIO BROADCASTERS (ENGLISH FLAGSHIP)

1961 - Don Wells, Bob Kelley, Steve Bailey (KMPC)	1976 - Dick Enberg, Don Drysdale, Dave Niehaus (KMPC)	1993 - Bob Starr, Billy Sample (KMPC)	2009 - Rory Markas, Terry Smith, Steve Physioc, Rex Hudler (AM 830 KLA4)
1962 - Don Wells, Steve Bailey, Buddy Blattner (KMPC)	1977 - Dick Enberg, Don Drysdale, Al Wisk (KMPC)	1994 - Bob Starr, Billy Sample (KMPC)	1995 - Bob Starr, Mario Impemba (KMPC)
1963 - Don Wells, Buddy Blattner (KMPC)	1978 - Dick Enberg, Don Drysdale, Al Wisk (KMPC)	1996 - Bob Starr, Mario Impemba (KMPC)	1997 - Bob Starr, Mario Impemba (KTZN)
1964 - Don Wells, Buddy Blattner (KMPC)	1979 - Don Drysdale, Al Wisk (KMPC)	1998 - Mario Impemba, Brian Barnhart (KRLA)	1998 - Mario Impemba, Brian Barnhart (KRLA)
1965 - Don Wells, Buddy Blattner (KMPC)	1980 - Bob Starr, Steve Shannon (KMPC)	1999 - Mario Impemba, Brian Barnhart (KRLA)	2000 - Mario Impemba, Daron Sutton (KLA4)
1966 - Don Wells, Buddy Blattner (KMPC)	1981 - Bob Starr, Don Drysdale, Ron Fairly (KMPC)	2001 - Mario Impemba, Daron Sutton (KLA4)	2002 - Rory Markas, Terry Smith (KLA4)
1967 - Don Wells, Buddy Blattner (KMPC)	1982 - Bob Starr, Ron Fairly (KMPC)	2003 - Rory Markas, Terry Smith (ESPN Radio)	2004 - Rory Markas, Terry Smith (ESPN Radio)
1968 - Don Wells, Buddy Blattner (KMPC)	1983 - Bob Starr, Al Conin, Ron Fairly (KMPC)	2005 - Rory Markas, Terry Smith (ESPN Radio)	2006 - Rory Markas, Terry Smith (ESPN Radio)
1969 - Dick Enberg, Don Wells (KMPC)	1984 - Bob Starr, Al Conin, Ron Fairly (KMPC)	2007 - Rory Markas, Terry Smith (ESPN Radio)	2008 - Rory Markas, Terry Smith, Steve Physioc, Rex Hudler (AM 830 KLA4)
1970 - Dick Enberg, Don Wells, Dave Niehaus (KMPC)	1985 - Dick Enberg, Al Conin, Ron Fairly (KMPC)		
1971 - Dick Enberg, Don Wells, Dave Niehaus (KMPC)	1986 - Al Conin, Ron Fairly (KMPC)		
1972 - Dick Enberg, Don Wells, Dave Niehaus (KMPC)	1987 - Al Conin, Ken Brett (KMPC)		
1973 - Dick Enberg, Don Drysdale, Dave Niehaus (KMPC)	1988 - Al Conin, Ken Brett (KMPC)		
1974 - Dick Enberg, Don Drysdale, Dave Niehaus (KMPC)	1989 - Al Conin, Ken Brett (KMPC)		
1975 - Dick Enberg, Don Drysdale, Dave Niehaus (KMPC)	1990 - Al Conin, Ken Brett (KMPC)		
	1991 - Al Conin, Bob Jamison (KMPC)		
	1992 - Al Conin, Bob Jamison (KMPC)		

UNDER THE HAIR



TV & RADIO INFORMATION



JOSÉ MOTA

Television Analyst

José Mota enters his 17th season with the Angels broadcast team. He currently serves as a TV pre- and postgame analyst on Fox Sports West. In addition to those duties, he also handled the in-game color analyst role for home Spanish television broadcasts during the 2013-17 seasons. From 2010-12 he worked as the English radio analyst, after serving as the play-by-play/analyst for Spanish radio broadcasts the previous eight seasons.

On Aug. 19-20, 2017, Mota handled play-by-play for the Angels radio broadcasts on AM830 and became the first MLB broadcaster to do have called play-by-play on a team's English radio broadcasts and Spanish radio broadcasts, as well as working as a color analyst on the English and Spanish television broadcasts. In January 2018, Mota assisted Vladimir Guerrero as the translator at his introductory press conference and media appearances after Guerrero was announced as part of the 2018 Baseball Hall of Fame Class.

He has also worked as an MLB Network analyst/correspondent and has served as a sideline reporter for ESPN during the World Baseball Classic (2006, 2013 & 2017) and on select Sunday Night Baseball telecasts. Additionally, he handles the color analyst and play-by-play duties for select national broadcasts during Saturday's Game of the Week on FOX.

José has broadcasted at multiple major events such as the 2006 ALCS (FOX), the 2007 MLB All-Star Game in San Francisco (FOX) and the 2007 MLB Playoffs (TBS). In 2008, he joined Yahoo Sports as a baseball analyst, contributing video features and website articles. In 2009, he worked as MLB International's color analyst for the worldwide broadcast of the World Baseball Classic.

A bilingual talent, Mota joined the Angels in 2002 after working as a broadcaster for MLB Radio. During the 2001 season, Mota worked as a play-by-play announcer for DirecTV Latin America which provided MLB broadcast coverage to 26 Latin American countries. He has been the featured analyst for MLB Productions' *Sabor a Béisbol*, a Spanish-language feature show available to national and international audiences.

From 1997 until his current appointment, José served as a color analyst/play-by-play announcer for the FOX baseball "Game of the Week" in Spanish, including MLB playoffs and World Series, and for the "NFL Sunday" football broadcasts. His first-ever MLB broadcast assignment was for the Los Angeles Dodgers Spanish radio in 2001.

A former Major League baseball player with the San Diego Padres (1991) and Kansas City Royals (1995), Mota was originally drafted by the Chicago White Sox in 1985. He was a two-time Collegiate All-American second baseman at Cal State Fullerton and owns a bachelors degree in Communications from CSUF. He was the starting second baseman for the 1984 National Champion Titans and was an inductee to the Cal State Fullerton Department of Communications' Alumni Wall of Fame in 2017. In 1999, José made his film debut in Kevin Costner's Universal Studios release *For Love of the Game* in which he portrayed Dominican shortstop "José Garcia." He is a member of the Screen Actors Guild.

In January 2015, Mota was honored at the Southern California Sports Broadcasters Awards as the winner for best foreign language color commentary for his work during the 2014 season.

He has served as the first and only full-time bilingual baseball broadcaster, as on a given day, José addresses both the Spanish and the English-speaking baseball audiences. Mota was also selected by OC Metro Publications as one of the "Hottest 25" personalities in Orange County for 2007. The Mota family founded the non-profit Mota's Faces in 2011, which promotes the involvement of American youngsters in assisting impoverished school children and their families in the Dominican Republic.

A native of Santo Domingo, Dominican Republic, Mota is the son of longtime Dodger Manny Mota. He and his family make their home in the San Gabriel Valley.



UNDER THE HALO



JOSÉ TOLENTINO

Spanish Radio Broadcaster

José Tolentino will return as the Angels Spanish radio broadcaster in 2018 on KWKW. He has also worked as a television broadcaster for Fox Deportes, Fox Sports International, DirecTV and ESPN and has covered multiple World Series in addition to calling Caribbean Series and Little League World Series games.

Prior to announcing, Tolentino played 15 seasons professionally after being drafted by the Oakland Athletics in the seventh round of the 1983 First-Year Player Draft out of the University of Texas. He was a member of the Longhorns 1983 College World Series championship team and was a nominee for the Golden Spikes Award, which is presented annually to the college baseball player of the year. His Longhorns teammates that season included Roger Clemens, Calvin Schiraldi and Bruce Ruffin. Tolentino made his Major League debut with the Houston Astros on July 28, 1991.

A native of Mexico City, Tolentino had the honor of managing Team Mexico at the 2007 Pan-American Games in Rio de Janeiro, Brazil and at the 2008 Summer Olympics in Beijing, China. He also served as bench coach for Mexico's World Baseball Classic teams in 2006 and 2009.

In 1999, he founded the José Tolentino Professional School of Baseball which teaches young athletes baseball fundamentals as well as the mental and psychological aspects of the game. He was honored in 2000 with the Orange County United Way Hispanic Influential Sports and Entertainment Award.

Tolentino and his family reside in Mission Viejo, California.



UNDER THE HALO



THE NAME, LOGOS & COLORS



UNDER THE HALO

The expansion franchise Los Angeles Angels were born in 1960, and played their first game in 1961. Named “Angels” for the English translation and nickname (“The City of Angels”) of the city, the club remained in Los Angeles from 1961-65, before moving to Anaheim in 1966. The organization officially became the California Angels in Sept. 1965 to coincide with a uniform change the following season, and has remained in Anaheim since the move in 1966. On Nov. 19, 1996, the California Angels were renamed the Anaheim Angels in a press conference held at Anaheim Stadium to also announce a uniform change. On Jan. 3, 2005, the team announced its official name to be the Los Angeles Angels of Anaheim. The inclusion of Los Angeles reflects the original expansion name and returns the Angels as Major League Baseball’s American League representative in the Greater Los Angeles territory.

On Jan. 9, 2002, the Angels unveiled their new official team colors and logos featuring red as the dominant color for the first time in club history. The announcement represented the seventh uniform change in franchise history. The look to the Angels logo and uniforms captures the tradition of Angels baseball and a contemporary “back to basics” flare. The logo features the signature halo surrounding the ‘A,’ while the uniforms are reminiscent of decades past.

The Angels selected red, dark red, navy and silver as their colors. The red and navy that have been the team’s official colors since the inaugural season have been maintained. The official Angels logo consists of the block letter ‘A’ in red, including dark red shading along the outside of the left side, inside the right side and bottom of the cross of the ‘A.’ A silver halo circles the top of the ‘A,’ filled with navy. The same navy outlines the ‘A’ as well as the halo.

Both home and road uniforms follow the traditional look of jerseys past. The club wears red belts, red stirrups and red shoes. Helmets are

similar in color and logo to the home and road cap. Large numerals in red outlined in blue and silver with the players last name in red outlined in blue and silver will appear on the back of all jerseys. A smaller number in red outlined in blue and silver appears below the script on the left side of all jerseys.

The Angels’ home uniforms include a red cap and bill, official club logo and red button. Jersey is button down, white in color, with red piping around neck and arms. Red ANGELS script appears on front, with silver halo circling top of the ‘A.’ Script is outlined in blue and silver. Pants are white with red piping down each leg.


The Angels’ road uniforms include a red cap and bill, official club logo and red button. Jersey is button down, gray in color, with red piping around neck and sleeves. Red ANGELS appears on front, with silver halo circling top of the ‘A.’ Script is outlined in blue and silver. Pants are gray with red piping down each leg.

The Angels’ alternate uniform used for home or road games includes a red cap and bill, official club logo and red button. Jersey is button down, red in color, with silver piping around neck and arms. Red ANGELS script will appear on front, with silver halo circling top of ‘A.’ Script is outlined in blue and silver. The alternate tops will also be used during Spring Training with an “AZ” patch on the left sleeve and no last names on the back.

The batting practice uniforms, include a red cap with official club logo, navy bill and button and a red pullover top with official club logo located on top left.



BATTING PRACTICE CAP



HOME UNIFORM



ROAD UNIFORM



ALTERNATE UNIFORM



ANGELS IN THE COMMUNITY



**ANGELS BASEBALL
FOUNDATION**

The Angels are proud to support many local charitable organizations and community groups throughout Orange County and the Greater Los Angeles region. Through the combined efforts of the Angels and the Angels Baseball Foundation, established in 2004 under Arte Moreno, the organizations have created an aggressive and far-reaching approach, one intended to have a profound, life-changing impact on thousands of people, specifically children, in our community. Among the Angels' notable beneficiaries are the Angels RBI Program, the Boys & Girls Clubs of Orange County, Orangewood Children's Foundation, the AVID Program and Southern California Little Leagues. The Angels have touched more than 5,000 organizations, answering needs for everything from memorabilia donations, to monetary grants, to the distribution of game tickets, allowing children to experience the remarkable game of baseball during each regular season.

ANGELS BASEBALL FOUNDATION:

Since its inception in 2004, the Angels Baseball Foundation has granted more than \$6 million towards local causes. The Foundation focuses on initiatives aimed at creating and improving education, healthcare, arts and sciences, as well as community related youth programs throughout the region.

Angels Baseball Foundation Gala

In 2017, the Angels hosted the first Angels Baseball Foundation Gala at Pelican Hill Golf Club in Newport Coast. The Gala included a casino night and provided the opportunity to be joined by a current player or Angels alumni for dinner. Additionally, attendees had the opportunity to bid on a variety of items including memorabilia and experiences during a silent auction as well as a live auction. All proceeds from the Gala benefited the Foundation.



Angels 5K & Fun Run presented by St. Joseph Health

The 2017 baseball season kicked off with the foundation's 5K & Fun Run. Over 5,000 Angels fans hit the ground running in the annual race. Participants earned a commemorative shirt and medal to honor the occasion while also receiving the opportunity to pick up goodies and resources at the Health Expo. The event raised over \$90,000 for the Angels Baseball Foundation. The eighth annual event will take place Apr. 21, 2018 before the Angels host the San Francisco Giants.



UNDER THE HALO



ANGELS IN THE COMMUNITY



Readers in the Outfield

In a collaborative effort to promote the importance of literacy, the Angels Baseball Foundation and the Literacy Project Foundation teamed up to create the “Readers in the Outfield” program. Over 100 second graders and their Master Teachers of Literacy showed off their literacy skills by playing interactive games with Angels legends Chuck Finley, Clyde Wright, and Bobby Grich.



ACT Anaheim

Since 2013, three of Anaheim’s largest businesses joined forces to help improve the lives of young people in Anaheim. Accelerate Change Together for Anaheim, or ACT Anaheim, is a collaborative effort by Disneyland Resort, the Anaheim Ducks and Angels Baseball aimed at providing funding for organizations that focus on addressing the needs of Anaheim’s youth. Angels Baseball has donated over \$1 million dollars to the program and the partnership will continue through 2018.

Bank of America Challenger

The Angels Baseball Foundation teamed up with Bank of America to host the 12th annual Bank of America Orange County Little League® Challenger Classic. With help from Angels players, coaches and alumni, more than 900 children, most of whom are living with physical and mental challenges, received the chance to play baseball on the field at Angel Stadium. The 2017 classic hosted the second annual Fall Festival Recourse Fair. Halloween candy was distributed by 10 non-profit organizations, who were on hand to share potential resources with participants and their families.



Angels Baseball Foundation Children’s Holiday Party at ESPN Zone



Each year the Angels Baseball Foundation aims to make the holiday season brighter for more than 250 underprivileged kids by hosting a Holiday Party for non-profit organizations in the Southern California area. In 2017, the Angels partnered with AM830 and held the event at ESPN Zone in Anaheim. The ESPN Zone generously donated the

use of its facility, food, and free video arcade games to all the children in attendance. Magical Builders’ Jamma Jingles program joined the party for their eighth year providing a new pair of pajamas to every child in attendance. At the end of the night, each child received a toy from Santa, a pair of pajamas, and warm holiday wishes from the Angels.

HONORING OUR COMMUNITY AT THE BALLPARK:

Angels Scholars

Entering its 13th year, the Angels Scholars program awards college scholarships to academically talented, financially disadvantaged public middle school students in Orange County. The Angels Baseball Foundation awards each Angels Scholar a partial scholarship upon his or her acceptance into a four-year university. In 2017, the eighth class of Angels Scholars graduated from high school and all graduates were accepted into college. All Scholars are honored during an on-field pregame ceremony at Angel Stadium.



UNDER THE HALO



Angels Wives

The Angels Wives take an active role in the community throughout the season by contributing their time and efforts toward numerous charitable organizations. Many wives organize their own events to benefit both the Angels Baseball Foundation and causes personal to them and their husbands. The 2017 season was the seventh year for the “Gold Ball Mystery Grab Bag” event, benefiting Angels Baseball Foundation.



The Angels Wives

also teamed up with the Anaheim Firefighters Association in July to host the sixth “Fill the Boot” fundraiser to benefit the Muscular Dystrophy Association (MDA) of Orange County and Riverside County. The event was spearheaded by Heather Soliz, Anaheim firefighter and wife of Catching and Information Coach Steve Soliz. On the Angels “4ALS Day” at the ballpark, Heather presented MDA with a \$9,000 check during a pregame ceremony.

UNDER THE HAIR

Making Wishes Come True

The Make-A-Wish Foundation and the Angels have joined forces to help grant the wishes of children with life-threatening medical conditions. Throughout the season, the Angels are pleased to have Wish Kids and their families as their guests to enjoy an experience like no other, one that uses baseball to provide an opportunity for these children and their families to remove themselves from the difficult journey they are facing.



Going to Bat Against Breast Cancer

The Angels annually join Major League Baseball and Susan G. Komen for the Cure on Mother’s Day to raise awareness and funding for the fight against breast cancer. Players, coaches and umpires throughout the league support the cause by wearing pink wristbands and pink ribbons on their uniforms. Many players also choose to play with special pink bats on Mother’s Day.

MLB Pitch, Hit & Run Competition

The Angels are pleased to host the MLB Pitch, Hit & Run local final competition at Angel Stadium. The local competitions provide youth across North America with an integrated competition that

recognizes individual excellence in core baseball skills. The program reaches more than 600,000 participants between the ages of seven and 14, through more than 3,900 local competitions.

Father’s Day Home Run Challenge

The Angels and Major League Baseball are committed to the fight against prostate cancer. In 2018, they will continue their partnership with the Prostate Cancer Foundation for the Home Run Challenge. In its 20th year of raising money for the cure of prostate cancer, the Home Run Challenge takes place the week prior to Father’s Day with events scheduled at stadiums across the nation.





ANGELS IN THE COMMUNITY



Light the Night®

The Angels partner with The Leukemia & Lymphoma Society each year to host the Light the Night Walk at Angel Stadium. This special fundraising walk is a celebration and commemoration of lives touched by cancer. All walkers carry balloons: cancer patients and survivors carry white illuminated balloons, while supporters carry red illuminated balloons.



ANGELS IN THE OUTFIELD:

Adopt-A-School

In 2018, the Angels will select their 11th class of adopted elementary schools for the Adopt-A-School program. As a part of the Adopt-A-School program, each student receives an Angels school supplies pack and each school will be given an allotment of tickets for the 2018 season to be used in their incentive programs. The Angels Baseball Foundation will also present each elementary school with a \$2,000 grant to go toward the education program of their choice. The Angels will honor each of these schools before a 2018 regular season home game.



Strike Force Visits

The Angels Strike Force helps with Angels community efforts by making special appearances to various events. Some of these appearances include Angels RBI, Angels Baseball Foundation events, Read Across America, library visits, hospital visits and Adopt-A-School assemblies. They also participate in the Sertoma Fantasy Baseball and Softball camp which teaches kids who are deaf or hard-of-hearing the basic fundamentals of the sport.

Hospital Visits

Throughout the season, Angels players and their wives visit Children's Hospital of Orange County (CHOC) to lift the spirits of the patients and their families. The players and coaches make special appearances to distribute Angels items, sign autographs and visit with the children and their families.



Groundskeepers Canned Food Drive

The Angels groundskeepers hold their annual canned food drive the weekend before Thanksgiving. Fans are given the opportunity to step up to the plate at Angel Stadium and support their local community. With monetary or canned food donations, fans are given the opportunity to showcase their skills by taking swings against the pitching machine, pitching in the bullpen, or shagging fly balls in the outfield.

UNDER THE HALO



ANGELS IN THE COMMUNITY



Project Back to School

In July 2017, staff from the Angels, Wal-Mart and the Boys & Girls Club of Anaheim distributed back-to-school items to over 400 Club Kids from the Boys & Girls Club of Anaheim, Santa Ana, Fullerton, Brea-Placentia, and Westminster. Each child received socks, underwear, a pair of pants, shirts and a pair of shoes as well as an Angels hat and tote bag.



Angels RBI League



The Angels Baseball Foundation, the Boys & Girls Clubs of Orange County and Major League Baseball partner together to create the Angels Reviving Baseball in Inner Cities (RBI) League. This youth program, offered to Orange County Boys & Girls Club members, provides an opportunity for 8-to-18-year-olds to play baseball and softball and learn important life skills. The Angels RBI League concentrates on fundamentals and teamwork, while off the field stresses the importance of citizenship and academics.

Participants are provided with catcher's gear, bats, balls and helmets. The RBI League athletes also have an opportunity to attend a special Baseball and Softball Clinic in the outfield of Angel Stadium. League members emphasize core skills in the areas of fielding, batting, sliding and pitching with the assistance of Boys & Girls Club staff, local coaches and Angels players and coaches.



UNDER THE HAIR

Angels Youth Clinics, Benefiting the Angels RBI League

The Angels annually host a Baseball Day Camp in the outfield at Angel Stadium. The goal is to teach not only the proper fundamentals of the game of baseball and softball, but also the enjoyment that participating in the game can provide.





ANGELS IN THE COMMUNITY



GET INVOLVED WITH THE ANGELS AND THE ANGELS BASEBALL FOUNDATION:



Personalized Bricks

Imagine walking up to one of the most beautiful, state-of-the-art ballparks in the country with family, friends or co-workers. Now imagine looking down and seeing your name or message on a brick paved into the giant diamond at the Home Plate entrance. Fans can purchase a brick, inscribe their name or a message on it and become a permanent fixture of Angel Stadium. All proceeds from the bricks go directly to the Angels Baseball Foundation. Visit angels.com/community for more information.

Message Boards

The Angels post birthday, anniversary, congratulations, welcome, and in remembrance of messages during games on the Angel Stadium scoreboards. With a donation per message, fans have the opportunity to share their messages with all those in attendance. All donations go to the Angels Baseball Foundation. Visit angels.com/community for more information.

Stadium Tours

The “behind-the-scenes” tour of Angel Stadium is both an enjoyable and educational experience. Attendees are invited to view areas that are normally restricted to the public. The complete tour includes a visit to the press box, visitor’s clubhouse, bullpen, dugout and Angel Stadium’s suites. Tours of the stadium are available year round and all donations support the Angels Baseball Foundation. Visit angels.com/tours for more information.

Angels Online Donations

The Angels are happy to help numerous charitable organizations in Southern California that are dedicated to making a difference in our community. To help support these organizations, the Angels regularly donate various autographed and game-used items and game tickets to be used for fundraising auctions and raffles. To request a donation from the Angels please visit angels.com/donations.

ANGELS BASEBALL FOUNDATION

The Angels Baseball Foundation, responsible for the distribution of over \$6 million since its inception in 2004, is comprised of Chairman Mark Merhab, Arte & Carole Moreno, Anne Scioscia, Dennis Kuhl, Bobby Grich, Ed Arnold, Tim Mead, Steve Simpson and Secretary Bill Beverage.



MANAGER & COACHES



Mike Scioscia returns for his 19th season as manager of the Angels



MANAGER



MIKE SCIOSCIA

MANAGER

14

OPENING DAY AGE: 59
BIRTHPLACE: Upper Darby, PA
MARRIED: Anne McLqueham, Jan. 26, 1985
APPOINTED: Nov. 18, 1999
SIGNED THRU: 2018

BORN: Nov. 27, 1958
RESIDES: Westlake Village, CA
CHILDREN: Matthew, Taylor

HEIGHT: 6-2
WEIGHT: 230
BATS: LEFT
THROWS: RIGHT

MANAGERIAL OVERVIEW

◆ Enter's 19th season as Angels manager in **2018**, making him the longest tenured manager in the Majors...Owns a 1570-1346 (.538) career mark as 16th field manager in Angels history...Scioscia's 1,570 wins rank 22nd all-time and sit one behind Dick Williams for 21st...The 1,570 wins are also third most all-time by a manager with one team, trailing only Walter Alston (2040-1612) and Tommy Lasorda (1599-1439)...Is just the third manager to guide his first Club for at least 19 consecutive seasons, joining Walter Alston (23 years with the Dodgers) and Tommy Lasorda (21 years with the Dodgers)...During his 18 seasons with the Angels, Scioscia, who enters the final year of a 10-year contract, has guided the Club to seven playoff appearances, captured six American League West titles, won an American League pennant and led Halos to the franchise's first World Series title in 2002...Prior to his tenure, Club won a total of three division titles in the previous 42 seasons...Only Angels manager to make seven playoff appearances (previous best was two) and only Angels manager to win six division titles (Mauch won two, 1982 & 1986)...12 of his 18 teams have finished above .500...His .538 winning percentage is best in Club history...One of six managers in MLB history to notch 1,500 or more wins with one team...2-time BBWAA A.L. Manager of the Year (2002 & 2009), finished second in voting in both 2007 and 2014...Ranks second amongst active skippers in career games managed (2,916) and games won (1,570), trailing only Bruce Bochy in both categories...One of five managers in MLB history to guide same franchise for at least 19 straight seasons and just the fourth since 1975 (Bobby Cox, Sparky Anderson, Tommy Lasorda)...Since 1900, is one of 17 men to have recorded at least 1,100 hits as a player and 1,100 wins as a manager at the Major League level...Was first manager in MLB history to guide his team to playoffs six times in first 10 seasons...Led Angels to six consecutive winning seasons (2004-09) for first time in Club history...Only active manager with at least 1,000 wins with current team.

MANAGING PARTNERS

Most consecutive seasons managing a club:

Manager	Seasons	Club
Connie Mack*	50	PHI
Walter Alston*	23	BKN/LAD
Bobby Cox*	21	ATL
Tommy Lasorda*	21	LAD
Mike Scioscia	19	LAA

* Hall of Famer

MOST GAMES MANAGED WITH ONE FRANCHISE

Manager	Games	Club
Connie Mack	7,466	PHI
John McGraw	4,424	NYG
Bobby Cox	3,860	ATL
Walter Alston	3,658	LAD
Tommy Lasorda	3,040	LAD
Mike Scioscia	2,916	LAA

MANAGERIAL YEARLY SUMMARY

2017

- ◆ Halos posted an 80-82 (.494) record in 18th season at helm of the Angels...Club finished in second place in the A.L. West (-21).
- ◆ Notched 1,500th career victory Apr. 25, becoming just one of six managers all-time to reach the plateau with one team...Enters 2018 30 wins shy of passing Tommy Lasorda (1,599) for second most wins by a manager with their only franchise.

2016

- ◆ Club posted a 74-88 (.457) record during 17th season as manager...Halos finished the season in fourth place in the A.L. West (-21).
- ◆ Managed 1,491st career victory Sept. 19, passing Earl Weaver for 23rd on the all-time win's list by a manager.

2015

- ◆ Compiled a 85-77 (.525) record in 16th season as manager of the Angels...Club finished three games behind the Rangers for the division title and one game behind the Astros for the second Wild Card berth.
- ◆ Won 1,400th career game as a manager Sept. 6, becoming the 10th manager to record 1,400 wins with his first Club.

2014

- ◆ Guided Halos to a Major League-best 98-64 (.608) record and captured his sixth American League West title...Marked seventh 90-win season as manager of Angels (11th such season in franchise history)...Club finished 10 games ahead

MOST WINS ALL-TIME WITH ONLY FRANCHISE

Manager	Record	Club
Walter Alston	2040-1612	LAD
Tommy Lasorda	1599-1439	LAD
Mike Scioscia	1570-1346	LAA



MANAGER



of second place Oakland.

- ◆ Talled 1,300th career win as a manager Aug. 4 vs. Dodgers...According to STATS LLC, is just fourth manager in MLB history to win 1,300 games in his first stint as a big league skipper.
- ◆ Finished second in American League Manager of the Year voting (Buck Showalter).

2013

- ◆ In his 14th season at the helm of the Angels, led Club to a 78-84 record and third place finish in A.L. West (-18)...Finished 13.5 games behind Tampa Bay for second Wild Card spot.
- ◆ Won 1,200th game on July 19 vs. Oakland...He and Bruce Bochy are only active managers to accomplish the feat.

2012

- ◆ Led Angels to a 89-73 record and third place finish in A.L. West (-5)...Finished four games behind Texas for second Wild Card spot.
- ◆ Managed 2,000th career game on June 4 to become the ninth manager in A.L. history to reach the milestone with one club, and first since Minnesota's Tom Kelly.

2011

- ◆ Guided the Halos to a 86-76 (.531) record and a second place finish in the A.L. West.
- ◆ Notched career victory 1,000 May 8 vs. Cleveland becoming the 56th manager in MLB history with 1,000 or more victories.

2010

- ◆ Led Angels to a 80-82 record and third place finish in A.L. West (-10).
- ◆ Coached the American League All-Star team alongside manager Joe Girardi.

2009

- ◆ Won third consecutive A.L. West crown and led Angels to at least 90 wins for the 10th time in Club history.
- ◆ Named by the BBWAA as A.L. Manager of the Year.
- ◆ Captured 900th career win in final game of season (Oct. 4 at Oak., 5-3 win).

2008

- ◆ Led Angels to a 100-62 (.617) record for their first-ever 100-win season (previous high was 99 in 2002) and another A.L. West crown.
- ◆ Following 2008 season, had contract extended through 2018...Reached 800-win plateau, Sept. 22, with 2-1 win at Seattle.

2007

- ◆ Skipped Angels to 94-68 (.580) record and third A.L. West Crown in four seasons.
- ◆ Became winningest manager in Angels' history, May 4, 2007, with a 5-1 victory over White Sox, giving him 626 wins and eclipsing Bill Rigney's previous record mark of 625 (in nine seasons).
- ◆ Reached 700-win plateau, Sept. 20 (in his 1,287th game) and was fastest MLB manager to reach 700 career wins since Mike Hargrove did so in 1,273 games (Aug. 22, 1999).

2006

- ◆ Led Angels to 89-73 record and second place finish in A.L. West and third consecutive winning season (first time ever in Club history).
- ◆ Earned 600th career win Sept. 15 at Texas (a 2-1 win in 11 innings).
- ◆ On Nov. 4, 2006, had contract extended through 2009 with club option for 2010.

2005

- ◆ Guided Angels to 95-67 mark and second straight West Division title (first time in Club history).
- ◆ Earned 500th career win, Sept. 1 vs. Oakland (3-0).

2004

- ◆ Directed Angels to first West Division title in 18 seasons (1986) with a 92-70 record.
- ◆ Earned 400th career victory Aug. 19 at Tampa Bay (10-7).

2003

- ◆ Led Angels to a 77-85 record and third place finish in the A.L. West (-19).
- ◆ On July 12, received two-year contract extension through 2007 with Club option for 2008.
- ◆ A.L. manager for 74th All-Star Game in Chicago (A.L.) on July 15 (A.L. won, 7-6).

MIKE'S MILESTONES

Win 1	4/5/00 vs. Yankees
Win 100	5/16/01 vs. Blue Jays
Win 250	9/14/02 vs. Rangers
Win 500	9/1/05 vs. Athletics
Win 626	5/4/07 vs. White Sox **
Win 750	6/23/08 at Nationals
Win 1000	5/8/11 vs. Indians
Win 1500	4/25/17 vs. Oakland

** Angels record



WE LIKE MIKE...

- Two-time BBWAA A.L. Manager of the Year (2002, 2009)
- Angels' all-time winningest manager with a 1570-1346 (.538) career record
- Led Angels to first World Championship in 2002
- First Angels manager to win 1,000 games (May 8, 2011)
- Only Angels manager to take Angels to seven playoff appearances (2002 - 04 - 05 - 07 - 08 - 09 - 14)
- Only Angels manager to win six division titles (2004 - 05 - 07 - 08 - 09 - 14)
- .538 winning percentage is highest in Club history (1570-1346)
- First skipper to manage more than 2,000 Angels games
- Led Angels to best record in club history (100-62 in 2008)



MANAGER



2002

- ◆ In third season with Angels, led Club to World Championship and a then best record in Club history (99-63).
- ◆ Honored as 2002 'Major League Manager of Year' by *Baseball America* and 2002 A.L. Manager of the Year by *The Sporting News*, USA Today Sports Weekly and BBWAA.
- ◆ Named recipient of the 2002 C.I. Taylor Award for A.L. Manager of the Year by Negro Leagues Baseball Museum.
- ◆ Became 17th person in history to win World Series Championship as both player and manager.
- ◆ Led Angels to A.L. Wild Card playoff berth in 2002 (-4 behind Oakland).
- ◆ Increase in wins (24; 75-87 in 2001, 3rd in A.L. West) and games in standings (37; -41 in 2001) from one year to next is best in Club history.

2001

- ◆ Compiled a 75-87 record, guiding Angels to third place finish in A.L. West (-41).
- ◆ Club extended his contract through 2005 season (with club option for 2006), Aug. 20, 2001.

2000

- ◆ Posted an 82-80 record in debut season, guiding Angels to third place finish in A.L. West (-9 1/2).
- ◆ Led Club to 12-win improvement from 1999 season (best since 14 in 1997) and 15 1/2 game increase in standings.

MINOR LEAGUE COACHING HIGHLIGHTS

1999

- ◆ Served as manager of Albuquerque Dukes (Dodgers Triple-A affiliate) of Pacific Coast League in 1999...Guided Dukes to 65-74 record and third place finish in league's Central Division, before resigning Sept. 20.

1997-98

- ◆ Served as Dodgers' bench coach under manager Bill Russell.
- ◆ In 1997, coached third base from May 16-June 3 when Joe Amalfitano missed 18 games due to personal reasons...Coached first base from July 14 through remainder of season after Reggie Smith underwent neck surgery.
- ◆ Managed Peoria Javelinas to Arizona Fall League Championship in 1997...Team set AFL record in batting average (.317) and led league in ERA (4.15).

1995-96

- ◆ Served as Dodgers minor league catching coordinator.

PLAYING CAREER

- ◆ Selected by Los Angeles Dodgers in first round (19th overall) of June 1976 free agent draft...Played 15 Major League seasons as catcher with Los Angeles (1980-92), San Diego (1993) and Texas (1994).
- ◆ Retired as player with Texas, Aug. 2, 1994, following comeback attempt from surgery, May 18, 1993, to repair torn rotator cuff of right shoulder (occurred during Spring Training with San Diego, Mar. 1993).
- ◆ Is Dodgers' all-time leader in games caught with 1,395...Set record, June 8, 1991 at Chicago, appearing in 1,219th game, passing John Roseboro.
- ◆ Caught 100-or-more games 10 times in career, including nine straight seasons (1984-92)...All-time leader for Los Angeles Dodgers in walks (553), doubles (196) and games (1,395) as a catcher.
- ◆ Named to N.L. All-Star team in 1989 and 1990...Started 1990 Mid-Summer Classic at Wrigley Field (replacing injured Padre Benito Santiago)...Became first Dodger catcher to start an All-Star Game since Roy Campanella in 1954.
- ◆ Caught two no-hitters in career, thrown by Fernando Valenzuela (June 29, 1990 vs. STL) and Kevin Gross (Aug. 17, 1992 vs. SF).
- ◆ Appeared in one Division Series (1981) and four League Championship Series (1981, 1983, 1985 & 1988), and was member of Los Angeles Dodgers' 1981 and 1988 World Championship teams...Hit home run in Game 1 of 1981 LCS against Montreal and two-run game-tying home run off Dwight Gooden in ninth inning of Game 4 of 1988 LCS against New York.

PERSONAL/MISC

- ◆ Hosted a youth baseball clinic at the MLB Urban Youth Academy in Compton, CA in Jan. 2016...The clinic hosted approximately 200 players, ages 12 to 17...Scioscia and several of his coaching staff worked with the players on batting, pitching, catching, base-running and more.
- ◆ Former commissioner Bud Selig formed a special committee of baseball veterans prior to the 2010 season - field managers, general managers, Club owners and presidents - that combined have more than 450 years of baseball experience - to review and examine all on-field related issues...Field Managers to this committee included - Tony La Russa, Jim Leyland, Mike Scioscia and Joe Torre.
- ◆ Active in numerous Community Relations activities...Supports Operation Gratitude, an outreach program for U.S. Military Troops serving overseas...Established the Mike Scioscia Pro Players Golf Classic in 2004 which is held annually to benefit Amateur Baseball Development Group...Hosts annual Angels Gene Autry RBI League Coaches Clinic...In 2005, began Mike Scioscia's Youth Baseball Clinic in Thousand Oaks, CA which he holds annually to support local little leagues...Has supported Make-A-Wish Foundation by assisting with numerous wish opportunities for children and also served as keynote speaker at the Annual Make-A-Wish Foundation Grant Makers Fundraiser Luncheon...Named Angels representative for MLB Home Run Challenge to benefit Prostate Cancer Foundation...Honored as 2001 Sportsman of the Year by Orange County Youth Sports Foundation...Presented Humanities Award by Shriner's Crippled Children's Hospital in Los Angeles in 1992 for his civic contributions.
- ◆ Inducted into Arizona Fall League Hall of Fame, Oct. 9, 2003, for leading the 1997 Peoria squad to the AFL championship.
- ◆ Played baseball, basketball and football at Springfield (PA) High School...Named Delaware County baseball player of year in 1975 and 1976 and two-time all-area selection in baseball and football...Invited by International Baseball Federation to conduct clinic in Italy during 1998 off-season...Full name is Michael Lorri Scioscia.



MANAGER



SCIOSCIA

SCIOSCIA'S MANAGERIAL RECORD

Year	Club	League	Won	Lost	Pct.	Position
1999	Albuquerque	Pacific Coast	65	74	.468	Third (Central Division)
2000	Anaheim	American	82	80	.506	Third (West Division)
2001	Anaheim	American	75	87	.463	Third (West Division)
2002	Anaheim	American	99	63	.611	Second (West Div.)—Wild Card
2003	Anaheim	American	77	85	.475	Third (West Division)
2004	Anaheim	American	92	70	.568	Third (West Division)
2005	LAA	American	95	67	.586	First (West Division)
2006	LAA	American	89	73	.549	Second (West Division)
2007	LAA	American	94	68	.580	First (West Division)
2008*	LAA	American	100	62	.617	First (West Division)
2009	LAA	American	97	65	.599	First (West Division)
2010	LAA	American	80	82	.494	Third (West Division)
2011	LAA	American	86	76	.531	Second (West Division)
2012	LAA	American	89	73	.549	Third (West Division)
2013	LAA	American	78	84	.481	Third (West Division)
2014*	LAA	American	98	64	.605	First (West Division)
2015	LAA	American	85	77	.525	Third (West Division)
2016	LAA	American	74	88	.457	Fourth (West Division)
2017	LAA	American	80	82	.494	Second (West Division)

MAJOR LEAGUE TOTALS (17 seasons)

1570

1346

.538

* Best record in baseball in 2008 and 2014

SCIOSCIA'S MANAGERIAL RECORD IN PLAYOFFS

Year	Club	Series	Won	Lost	Pct.
2002	— ANA vs. NYY	ALDS	3	1	.775
		ALCS	4	1	.800
		WS	4	3	.571
2004	— ANA vs. BOS	ALDS	0	3	.000
		ALCS	3	2	.600
2005	— LAA vs. NYY	ALDS	1	4	.200
		ALCS	1	3	.000
2007	— LAA vs. BOS	ALDS	0	3	.000
		ALCS	1	3	.250
2008	— LAA vs. BOS	ALDS	1	3	.250
		ALCS	3	0	1.000
2009	— LAA vs. BOS	ALDS	3	0	1.000
		ALCS	2	4	.333
2014	— LAA vs. NYY	ALDS	0	3	.000
		ALCS	0	3	.000
Playoff Totals			21	24	.467



MANAGER



SCIOSCIA'S LIFETIME PLAYING RECORD

Year	Club	AVG	G	AB	R	H	2B	3B	HR	RBI	BB	SO	SB
1976	Bellingham	.278	46	151	25	42	6	0	7	26	36	22	2
1977	Clinton	.253	121	364	58	92	20	1	7	44	79	25	9
1978	San Antonio	.299	58	204	29	61	16	0	2	34	31	20	3
1979	Albuquerque	.336	143	461	80	155	34	0	3	68	73	33	5
1980	Albuquerque	.331	52	160	33	53	11	1	3	33	36	13	3
	LOS ANGELES	.254	54	134	8	34	5	1	1	8	12	9	1
1981	LOS ANGELES	.276	93	290	27	80	10	0	2	29	36	18	0
1982	LOS ANGELES	.219	129	365	31	80	11	1	5	38	44	31	2
1983	LOS ANGELES	.314	12	35	3	11	3	0	1	7	5	2	0
1984	LOS ANGELES	.273	114	341	29	93	18	0	5	38	52	26	2
1985	LOS ANGELES	.296	141	429	47	127	26	3	7	53	77	21	3
1986	LOS ANGELES	.251	122	374	36	94	18	1	5	26	62	23	3
1987	LOS ANGELES	.265	142	461	44	122	26	1	6	38	55	23	7
1988	LOS ANGELES	.257	130	408	29	105	18	0	3	35	38	31	0
1989	LOS ANGELES	.250	133	408	40	102	16	0	10	44	52	29	0
1990	LOS ANGELES	.264	135	435	46	115	25	0	12	66	55	31	4
1991	LOS ANGELES	.264	119	345	39	91	16	2	8	40	47	32	4
1992	LOS ANGELES	.221	117	348	19	77	6	3	3	24	32	31	3
1993	SAN DIEGO	INJURED - DID NOT PLAY											
1994	TEXAS	INJURED - DID NOT PLAY											
MAJORS TOTALS		.259	1441	4373	398	1131	198	12	68	446	567	307	29

DIVISION SERIES PLAYING RECORD

Year	Club, Opp.	AVG	G	AB	R	H	2B	3B	HR	RBI	BB	SO	SB
1981	L.A., Hou.	.154	4	13	0	2	0	0	0	1	1	2	0

LEAGUE CHAMPIONSHIP SERIES PLAYING RECORD

Year	Club, Opp.	AVG	G	AB	R	H	2B	3B	HR	RBI	BB	SO	SB
1981	L.A., Mon.	.133	5	15	1	2	0	0	1	1	2	1	0
1983	L.A., Phi.	INJURED - DID NOT PLAY											
1985	L.A., St.L.	.250	6	16	2	4	0	0	0	1	4	0	0
1988	L.A., N.Y.	.364	7	22	3	8	1	0	1	2	1	2	0
Totals		.264	18	53	6	14	1	0	2	4	7	3	0

WORLD SERIES PLAYING RECORD

Year	Club, Opp.	AVG	G	AB	R	H	2B	3B	HR	RBI	BB	SO	SB
1981	L.A., N.Y.	.250	3	4	1	1	0	0	0	0	1	0	0
1988	L.A., Oak.	.214	4	14	0	3	0	0	0	1	0	2	0
Totals		.222	7	18	1	4	0	0	0	1	1	2	0

ALL-STAR GAME PLAYING RECORD

Year	Club, Site	AVG	G	AB	R	H	2B	3B	HR	RBI	BB	SO	SB
1989	NL, Cal.	.000	1	1	0	0	0	0	0	0	0	0	0
1990	NL, Chi. (NL)	.000	1	2	0	0	0	0	0	0	0	1	0
Totals		.000	2	3	0	0	0	0	0	0	0	1	0

ANGELS' MANAGERIAL RECORDS

Years	Manager	W	L	PCT	Years	Manager	W	L	PCT
1961-69	Rigney, Bill	625	707	.469	1989-91	Rader, Doug	232	216	.518
1969-71	Phillips, Lefty	222	225	.497	1991-94	Rodgers, Buck	140	173	.447
1972	Rice, Del	75	80	.484	1992	Wathan, John#	39	50	.438
1973-74	Winkles, Bob	109	127	.462	1992	Lachemann, Marcel#	3	1	.750
1974	Herzog, Whitey#	2	2	.500	1994	Knoop, Bobby#	1	1	.500
1974-76	Williams, Dick	147	194	.431	1994-96	Lachemann, Marcel	160	170	.485
1976-77	Sherry, Norm	76	71	.517	1996	McNamara, John#	10	18	.357
1977-78	Garcia, Dave	60	67	.472	1996	Maddon, Joe#	8	14	.364
1978-81	Fregosi, Jim	237	248	.489	1997-99	Terry Collins	214	235	.477
1981-82	Mauch, Gene	122	103	.542	1998	Maddon, Joe#	6	2	.750
1983-84	McNamara, John	151	173	.466	1999	Maddon, Joe#	19	10	.655
1985-87	Mauch, Gene	257	229	.529	2000-	Mike Scioscia	1570	1346	.538
1988	Rojas, Cookie	75	79	.487					
1988	Stubing, Moose#	0	8	.000					

- Interim Manager



COACHING STAFF



ANEL DE LOS SANTOS

BULLPEN CATCHER

92

OPENING DAY AGE: 29
BIRTHPLACE: Bani, DR
MARRIED: Sindy Dominci
APPOINTED: May 10, 2016

BORN: June 19, 1988
RESIDES: San Cristobal, DR

HEIGHT: 6-1
WEIGHT: 215
BATS: RIGHT
THROWS: RIGHT

COACHING HIGHLIGHTS

- ◆ Returns for third season (first full) as a bullpen catcher following appointment to Mike Scioscia's staff May 10, 2016...Served as the hitting coach for the Dominican Summer League Angels from 2013-15.

PLAYING CAREER & MISC

- ◆ Played six minor league seasons in the Angels system after originally signing as a non-drafted free agent on Feb. 1, 2005...In 2011, he was a non-roster invitee in Spring Training to Angels Major League camp, but suffered a career-ending thumb injury in early March....Compiled a .218 (196/900) batting average with 31 doubles, eight triples, 16 home runs and 112 RBI across 249 games....Registered a 37% caught stealing rate (156/417) during minor league career...Ranked by *Baseball America* as the #10 prospect in the Angels organization after the 2007 season and was named the organization's best defensive catcher after both the 2007 and 2008 seasons...In 2008 with Single-A Cedar Rapids, named the best defensive catcher in the Midwest League by *Baseball America* after recording a 41% caught stealing percentage (44/107).

DE LOS SANTOS' MINOR LEAGUE PLAYING RECORD

Years	AVG	G	AB	R	H	2B	3B	HR	RBI	BB	SO	SB
5	.218	249	900	81	196	31	8	16	112	25	261	15



DE LOS SANTOS



COACHING STAFF



DINO EBEL

3B COACH

21

OPENING DAY AGE: 52
BIRTHPLACE: Barstow, CA
MARRIED: Shannon Wilhoit, Sept. 14, 1991
CHILDREN: Destiny, Brady, Trey
APPOINTED: Oct. 8, 2013

BORN: Mar. 20, 1966
RESIDES: Rancho Cucamonga, CA

HEIGHT: 5-9
WEIGHT: 160
BATS: RIGHT
THROWS: RIGHT

COACHING HIGHLIGHTS

◆ **2018** marks 14th season in Angels organization and sees Ebel's return to third base coach (replacing Ron Roenicke) following four years as Scioscia's bench coach...2018 will be ninth season as third base coach (2006-14 & 2018; initially appointed to Mike Scioscia's staff Nov. 16, 2005, replacing bench coach Joe Maddon)...Reassumes duties as the Club's outfield coach, a post he held from **2011-15**...In **2017**, handled infield coaching duties alongside Alfredo Griffin...First season as infield instructor saw Andrelton Simmons capture first Gold Glove Award as an Angel...In **2015**, Kole Calhoun became the first Angels outfielder to win a Gold Glove Award under Ebel...Pitched to Albert Pujols during the 2015 Home Run Derby in Cincinnati...In **2014**, served as manager for three games, going 3-0, while Mike Scioscia was away attending his daughter's college graduation and attending former teammate Bob Welch's funeral...Served as pitcher for Vladimir Guerrero when he won the Home Run Derby at the **2007** All-Star Game in San Francisco...Spent **2005** regular season managing Triple-A Salt Lake, leading Stingers to a 79-65 record (just one game out of first place)...Named to coaching staff of World Team for 2005 Futures Game...Joined Angels in 2005 after spending previous 17 seasons with Dodgers as minor league player, coach and manager...Served as manager of Double-A Jacksonville Suns for three seasons (**2002-04**), compiling a 209-206 record...Led Jacksonville to 2002 Southern League East Division Championship (in second half) and berth in League Championship Series...In **2001**, led Single-A Wilmington to a 75-63 mark...Spent **2000** season with Single-A San Bernardino, guiding club to 77-63 record and California League title...Began managerial career in **1997**, taking over San Bernardino for final 39 games of season (18-21) after beginning that season as a coach (club reached California League finals)...In first full-season as manager, led Rookie Great Falls to 40-35 record and **1998** Pioneer League North Division first-half championship...Took over at Single-A Yakima in 1999 (33-43)...Began coaching career as player/coach with Single-A Bakersfield (**1991-94**)...Also served as player-coach with San Bernardino in **1995** before becoming full-time coach with Double-A San Antonio Missions in **1996**...Has extensive coaching experience in winter baseball, managing Estrellas Orientales in Dominican Winter League in both 2003 and 2013 and Cervesa Atlas Tiburones in 2001 Panamanian Winter League...Served as coach for Peoria in Arizona Fall League in 1995...Worked as infield instructor for Chinese National Team (2000) and Osaka Buffaloes (2002) and as field coordinator for Sinon Bulls in Taiwan (2002).



PLAYING CAREER & MISC

◆ Signed with Dodgers as free agent in 1988 and played six professional seasons...Named Gulf Coast League Player of Year in rookie 1988 season at Sarasota, where he ranked second in league with .337 batting average and led league in total bases, slugging percentage and on-base percentage...Was member of Single-A Vero Beach Florida State League Champions in 1990...Attended Florida Southern College, where he was member of 1988 NCAA Division II championship team, earning second team All-American honors...Awarded Mara Forcey Award in 2005, given to Angels' Minor League Employee of the Year...Assists Angels Community Relations with youth clinics, hospital and community appearances...Hosts the 'Dino Ebel Annual Baseball Clinic' in Barstow, CA each offseason...In 2015, hosted clinic in Upland, CA with Mike Sweeney...Inducted into San Bernardino Valley College Athletic Hall of Fame Oct. 12, 2012...In 2011 offseason, spoke to the Southern California Inland Valley Coaches Association...Participated in Mike Scioscia's annual Youth Baseball Clinic in Thousand Oaks, CA in 2007...Three children: Destiny, Brady (born during the 2007 season) and Trey (born during 2008 season)...Full name is Dino Alex Ebel (pronounced E-bull).

EBEL'S MANAGERIAL RECORD

Year	Club	League	Won	Lost	Pct.	Finish
1997	San Bernardino	California	18	21	.462	4th#
1998	Great Falls	Pioneer	40	35	.533	1st/3rd*
1999	Yakima	Northwest	33	43	.434	4th
2000	San Bernardino	California	77	63	.550	2nd/2nd#
2001	Wilmington	So. Atlantic	75	63	.543	4th/3rd
2002	Jacksonville	Southern	77	62	.554	2nd/1st*
2003	Jacksonville	Southern	66	73	.475	5th/3rd
2004	Jacksonville	Southern	66	71	.482	4th/4th
2005	Salt Lake	Pacific Coast	79	65	.549	2nd

MINOR LEAGUE TOTALS (9 seasons)

531

496

.517

*Reached playoffs

#Won League Title



COACHING STAFF



TOM GREGORIO BULLPEN CATCHER

70

OPENING DAY AGE: 40
BIRTHPLACE: Brooklyn, NY
MARRIED: Nicole, Jan. 11, 2008
CHILDREN: Christian
APPOINTED: Nov. 10, 2010

BORN: May 5, 1977
RESIDES: Staten Island, NY

HEIGHT: 6-1
WEIGHT: 200
BATS: RIGHT
THROWS: RIGHT

COACHING HIGHLIGHTS

- ◆ Returns as bullpen catcher for eighth season in **2018**...Appointment follows four seasons as Angels roving catching coordinator...Filled in as bullpen catcher in **2010** for Steve Soliz, who took over bullpen coach duties from Orlando Mercado while he recovered from a broken arm.

PLAYING CAREER & MISC

- ◆ Spent eight seasons (1999-2005) as catcher in Angels farm system before being traded to Oakland, June 30, 2005 (for cash considerations)...Played final minor league season (2006) in Texas organization...Compiled .242 (382/1579) batting average with 175 runs scored, 81 doubles, four triples, 29 home runs and 207 RBI in 464 career minor league games...Played 12 games for Angels in 2003 as a September call-up and made Major League debut Sept. 5 vs. Kansas City (no plate appearance)...Made first Major League start in second game of doubleheader, Sept. 6 vs. Kansas City, collecting first hit (single) in first at-bat...His two-run single Sept. 24 vs. Seattle proved to be game-winner and marked first two RBI of Major League career...Drafted by Angels in 27th round of 1999 First-Year Player Draft and signed June 5, 1999...Played for Italy in the 2006 World Baseball Classic...Born in Brooklyn, NY, he graduated from Tottenville High School (Staten Island, NY) in 1995...Attended Troy State (AL) University (1996-99)...Wife Nicole gave birth to son, Christian Thomas Gregorio, on Nov. 5, 2011...Full name is Thomas Andrew Gregorio.

GREGORIO'S LIFETIME PLAYING RECORD

Years	AVG	G	AB	R	H	2B	3B	HR	RBI	BB	SO	SB
1	.158	12	19	1	3	0	0	0	2	1	8	0

MINOR LEAGUE PLAYING RECORD

Years	AVG	G	AB	R	H	2B	3B	HR	RBI	BB	SO	SB
8	.242	464	1579	175	382	81	4	29	207	108	347	7

ROLE REVERSAL

Angels Position Players to Pitch

Player	Date	Inning(s) Worked	Opponent	Pitching Line
Donnie Hill	7/8/90	Bot 8th	@ MIL	1 IP, 1 BB, 1 SO
Rene Gonzalez	6/6/93	Bot 8th	@ CHW	1 IP, 13 PITCH, 5 STR
Chili Davis	6/17/93	Top 8th/9th	vs. TEX	2 IP, 1 HBP

*Willie Smith made 15 appearances as a pitcher in 1964 before being converted to an outfielder...His last appearance as a pitcher came on June 15, 1964 in Washington against the Senators.



COACHING STAFF



ALFREDO GRIFFIN

1B COACH

4

OPENING DAY AGE: 61
BIRTHPLACE: Santo Domingo, DR
MARRIED: Noris Gernet, Feb. 26, 1981
CHILDREN: Rosemary, Aneris
APPOINTED: Feb. 7, 2017

BORN: Mar. 6, 1957
RESIDES: San Pedro de Macoris, DR

HEIGHT: 5-11
WEIGHT: 180
BATS: SWITCH
THROWS: RIGHT

COACHING HIGHLIGHTS

◆ **2018** marks 19th season on the Angels coaching staff, 18 spent as the Club's first base coach...Only member that has been on Scioscia's staff for his entire tenure...Returned to original post as the Angels first base coach in **2017** (replacing Gary DiSarcina)...Remains the Club's infield coach...Under his tutelage, Angels infielders have captured three Gold Glove Awards...Began Angels coaching career as first base coach and held position from **2000-15** (initially appointed Nov. 23, 1999)...Also coached on the 2013 World Baseball Classic champion Dominican Republic team...Began Major League coaching career with Toronto as Blue Jays first base coach in **1996-97**...In **1995**, was roving minor league instructor for Toronto.



PLAYING CAREER & MISC

◆ Played 20 years professionally, including 18 in Major Leagues (1976-93), after signing with Cleveland Indians as 16-year-old free agent Aug. 22, 1973...Appeared for Cleveland (1976-78), Toronto (1979-84, 1992-93), Oakland (1985-87) and Los Angeles (1988-91)...Participated in two League Championship Series (1988, '92) and three World Series (1988, 1992-93)...Played for three World Series Championship teams (1988 Dodgers and 1992-1993 Blue Jays)...Received A.L. Gold Glove at shortstop in 1985...Selected to American League roster for the 1984 All-Star Game in San Francisco, appearing defensively (one assist)...Had Major League-leading consecutive game streak snapped at 392 vs. Cleveland (second game), May 27, 1984...In 1980, tied Willie Wilson for league lead in triples (15) and set A.L. record for most triples by switch-hitter...Named A.L. Rookie of Year (along with Minnesota's John Castino) by BBWAA in 1979...Established new Toronto rookie highs in hits (179), runs (81), triples (10) and stolen bases (21)...Average (.287) led all regular A.L. shortstops...Made Major League debut with Indians, Sept. 7, 1976, collecting first hit on first pitch...Attended San Esteban School in Santo Domingo, DR...Assists Angels Community Relations with youth clinics and community appearances...Full name is Alfredo Claudino Griffin.

GRIFFIN'S LIFETIME PLAYING RECORD

Years	AVG	G	AB	R	H	2B	3B	HR	RBI	BB	SO	SB
18	.249	1962	6780	759	1688	245	78	24	527	338	664	192

LEAGUE CHAMPIONSHIP SERIES RECORD

Years	AVG	G	AB	R	H	2B	3B	HR	RBI	BB	SO	SB
2	.148	9	27	1	4	1	0	0	3	0	5	0

WORLD SERIES RECORD

Years	AVG	G	AB	R	H	2B	3B	HR	RBI	BB	SO	SB
3	.188	10	16	2	3	0	0	0	0	2	4	0

ALL-STAR GAME RECORD

Years	AVG	G	AB	R	H	2B	3B	HR	RBI	BB	SO	SB
1	—	1	0	0	0	0	0	0	0	0	0	0



COACHING STAFF



ERIC HINSKE

HITTING COACH

77

OPENING DAY AGE: 40
BIRTHPLACE: Menasha, WI
MARRIED: Kathryn Brnkatt
CHILDREN: Ava, Dylan and A.J.
APPOINTED: Oct. 23, 2017

BORN: Aug. 5, 1977
RESIDES: Scottsdale, AZ

HEIGHT: 6-2
WEIGHT: 250
BATS: LEFT
THROWS: RIGHT

COACHING HIGHLIGHTS

- ◆ **2018** marks Hinske's first season as Angels hitting coach following appointment on Oct. 23, 2017 (replacing Dave Hansen)...Joins Halos after four seasons on the Chicago Cubs coaching staff...Was Chicago's assistant hitting coach from **2015-17** after joining Joe Maddon's staff in **2014** as the team's first base coach...During tenure as assistant hitting coach, Cubs led the National League (second in the Majors) with a .334 on-base percentage, were second in runs scored (2,319) and fourth in home runs (593)...In that span, Chicago batters drew a Major League best 1,845 walks, over 100 more than the second-best Toronto Blue Jays (1,744).

PLAYING CAREER & MISC

- ◆ Played 12 seasons at Major League level for Blue Jays (2002-06), Red Sox (2006-07), Rays (2008), Pirates (2009), Yankees (2009), Braves (2010-12) and Diamondbacks (2013)...Posted a career .249 (947/3797) average with 549 runs scored, 240 doubles, 18 triples, 137 home runs and 522 RBI in 1,387 games...Tabbed as the 2002 A.L. Rookie of the Year after batting .279 (158/566) with 38 doubles, 24 home runs and 84 RBI for the Blue Jays...A two-time World Series champion with Boston (2007) and the Yankees (2009)...Made three consecutive trips to the World Series with the Red Sox, Rays (2008) and Yankees, joining former Angels hitting coach Don Baylor as the only players to accomplish the feat...Compiled a .286 (2/7) postseason average with two home runs and three RBI...Originally drafted by the Cubs in the 17th round of the 1998 First-Year Player Draft...Attended the University of Arkansas after prepping at Menasha High School (WI).

HANSEN'S LIFETIME PLAYING RECORD

Years	AVG	G	AB	R	H	2B	3B	HR	RBI	BB	SO	SB
12	.249	549	3797	549	947	240	18	137	522	452	949	61

LONGEST HOME RUNS HIT AT ANGEL STADIUM SINCE 2006

Player	Date	Pitcher	Distance
Joey Gallo (TEX)	Sept. 17, 2017	Garrett Richards (LAA)	494 Ft
Nelson Cruz (TEX)	June 3, 2012	Bobby Cassevah (LAA)	484
Mark Trumbo (LAA)	Aug. 7, 2011	Felix Hernandez (SEA)	471
Vladimir Guerrero (LAA)	Aug. 3, 2006	Kevin Millwood (TEX)	471
Vladimir Guerrero (LAA)	June 15, 2006	Mike Wood (KCR)	471
Mark Trumbo (LAA)	Sept. 7, 2013	Derek Holland (TEX)	469
Miguel Cabrera (DET)	Apr. 21, 2010	Brian Fuentes (LAA)	468
Alex Rodriguez (NYY)	Aug. 9, 2008	John Lackey (LAA)	467
Mark Trumbo (LAA)	June 2, 2013	Jordan Lyles (HOU)	461
Gerald Laird (TEX)	Apr. 6, 2008	Jon Garland (LAA)	459

NOTE: All home run distances are courtesy of HitTrackerOnline.com



COACHING STAFF



CHARLES NAGY PITCHING COACH

41

OPENING DAY AGE: 50
BIRTHPLACE: Fairfield, CT
MARRIED: Jacquelyn Schuh, Jan. 13, 1990
CHILDREN: Makaela and Lily
APPOINTED: Nov. 2, 2015

BORN: May 5, 1967
RESIDES: Rancho Santa Fe, CA

HEIGHT: 6-3
WEIGHT: 200
BATS: LEFT
THROWS: RIGHT

COACHING HIGHLIGHTS

◆ **2018** marks third season as Angels pitching coach after his appointment to Mike Scioscia's staff, Nov. 2, 2015 (replacing Mike Butcher)...**2017** saw Halo hurlers registered 10 shutouts, tied for fourth in the American League...In **2016**, pitching staff set an American League record with 24 different pitchers recording a win... Utilized 30 different pitchers throughout the season...Served as a Special Assistant to Cleveland's Player Development department in **2015**...In **2014** with Cleveland, attended Spring Training as an instructor/assistant...As pitching coach for the Diamondbacks in **2013**, saw the development of Patrick Corbin who went 14-8 with a 3.41 ERA in 32 starts...Club had four different starting pitchers record at least 100 strikeouts (one shy of the Club record of 5 in 2003)...D-backs relievers also recorded a Major League leading 35 wins...In **2012**, Wade Miley (16 wins), Ian Kennedy (15) and Trevor Cahill (13) became second trio in franchise history to win 13 or more games in a season...Bullpen fashioned a franchise-low 3.24 ERA (466.2 IP - 168 ER)...**2011** Diamondbacks starting staff had four different hurlers win 10-or-more games, tying a franchise record (also, 1999)...In **2010**, served as pitching coach for Cleveland's Triple-A Columbus Clippers...Club, which won the International League championship, featured pitchers Carlos Corrasco and former Angel Joe Smith... Spent the **2006** and **2007** seasons as pitching coach for the Angels' Triple-A Salt Lake Bees...Worked with Halo farmhands Jered Weaver and Joe Saunders, among others during tenure...Served as a Special Assistant to Cleveland's Baseball Operations from 2004-05.

NAGY'S COACHING HISTORY

2016-	Pitching Coach	Los Angeles Angels
2011-13	Pitching Coach	Arizona Diamondbacks
2010	Pitching Coach	Columbus Clippers (CLE)
2006-07	Pitching Coach	Salt Lake Bees (LAA)



PLAYING CAREER & MISC

- ◆ Played 14 seasons at the Major League level, primarily as a starting pitcher...Spent 13 big league seasons (1990-02) with the Indians and one (2003) with the Padres...Combined to go 129-105 with a 4.51 ERA (1954.2 IP - 980 ER) in 318 Major League games...Named an All-Star three different times during career (1992, 1996 and 1999) and was tabbed as the American League's starting pitcher for the 1996 Midsummer Classic...Appeared in the World Series with Cleveland in both 1995 and 1997...Was the Indians first-round pick (17th overall) during the 1988 First-Year Player Draft.
- ◆ Played collegiate baseball at the University of Connecticut from 1987-88...Was a member of the 1988 men's Summer Olympic baseball team that won gold in Seoul, South Korea...1985 graduate of Roger Ludlowe High School in Fairfield, CT...Full name is Charles Harrison Nagy.

NAGY'S LIFETIME PITCHING RECORD

Years	W-L	ERA	G	GS	CG	SHO	SV	IP	H	R	ER	BB	SO
14	129-105	4.51	318	297	31	6	0	1954.2	2188	1061	980	586	1242



COACHING STAFF



JOSH PAUL

BENCH COACH

88

OPENING DAY AGE: 42
BIRTHPLACE: Evanston, IL
MARRIED: Heather
CHILDREN: Jake and Zoe
APPOINTED: Nov. 21, 2017

BORN: May 19, 1975
RESIDES: Wesley Chapel, FL

HEIGHT: 6-1
WEIGHT: 190
BATS: RIGHT
THROWS: RIGHT

COACHING HIGHLIGHTS

◆ **2018** marks first season as the Club's bench coach... Joins Mike Scioscia's staff following three seasons (**2015-17**) as the Yankee's minor league catching coordinator... From **2011-14**, was a professional scout for the Yankees organization...In **2010**, managed Single-A Staten Island to a 34-40 record...Several future Major Leaguers were on Club including C Gary Sanchez...In first season as manager of Single-A Staten Island in **2009**, Club went 47-29 and won their first league title since 2006.

PLAYING CAREER & MISS

◆ Played in parts of nine seasons for the White Sox (1999-2003), Cubs (2003), Angels (2004-05) and Devil Rays (2006-07)...Posted a .244 (174/713) average with 35 doubles, two triples, 10 home runs and 73 RBI...In two seasons with the Angels, appeared in 80 games while batting .224 (24/107) with four doubles, four home runs and 14 RBI...Appeared in two games with the Halos during the 2005 postseason run, both as a defensive replacement... Originally drafted by the White Sox in the second round of the 1996 First-Year Player Draft out of Vanderbilt University...Inducted into Cape Cod League Hall of Fame in 2006 as the only player in the league history to win the batting title, MVP Award and Outstanding Pro Prospect Award in the same season (1995)...Prepped at Buffalo Grove High School (NY)...He and wife Heather have two children and reside in Wesley Chapel, Florida.



PAUL'S MINOR LEAGUE PLAYING RECORD

Years	AVG	G	AB	R	H	2B	3B	HR	RBI	BB	SO	SB
9	.244	321	713	92	174	35	2	10	73	59	169	13

PAUL'S MANAGERIAL RECORD

Year	Club	League	Won	Lost	Pct.	Finish
2009	Staten Island	New York-Pennsylvania	47	29	.618	1st#
2010	Staten Island	New York-Pennsylvania	34	40	.459	9th

MINOR LEAGUE TOTALS (2 seasons)

81 **69** **.540**

#Won League Title



COACHING STAFF



SCOTT RADINSKY BULLPEN COACH

OPENING DAY AGE: 50

BIRTHPLACE: Glendale, CA

MARRIED: Darlenys Del Val Cardenas, Dec. 12, 1992

CHILDREN: Shylene, Raychel and Scott

APPOINTED: Nov. 25, 2015

BORN: Mar. 3, 1968

RESIDES: Thousand Oaks, CA

63

HEIGHT: 6-2

WEIGHT: 210

BATS: LEFT

THROWS: LEFT

COACHING HIGHLIGHTS

◆ Embarks on third season as bullpen coach in **2018**...Followed three seasons as a minor league pitching coach in the Los Angeles Dodgers organization...In **2017**, Angels relief pitchers set a franchise record with 36 wins...Halo relievers registered a 3.77 ERA in **2016**, down from 3.86 in 2015...Sidelined during the season while recovering from open-heart surgery...In **2015**, helped guide Triple-A Oklahoma City to a Pacific Coast League leading 86 wins...Held title of pitching coach for Double-A Chattanooga in **2014**...Began tenure with the Dodgers organization in **2013** as pitching coach of Adv.-Rookie Ogden...Named pitching coach of the Cleveland Indians for the **2012** campaign...Served as the Indians bullpen coach in **2010** and **2011**...Tabbed as Cleveland's Triple-A pitching coach from **2007-09**...During the **2006** season, named pitching coach for Cleveland's Double-A Akron Aeros...Garnered first professional coaching position in **2005** after being named pitching coach of Cleveland's Single-A Lake County Captains...Joined the Indians in **2004** as a guest instructor during Spring Training.



PLAYING CAREER & MISC

◆ Pitched 11 Major League seasons with the White Sox (1990-95), Dodgers (1996-98), Cardinals (1999-2000) and Indians (2001), compiling a career record of 42-25 with 52 saves and a 3.44 ERA (481.2 IP – 184 ER) in 557 relief appearances...Is the lead singer in the punk rock band Pulley since 1996...Has played in bands since 1986, his freshman year at Simi Valley (CA) High School...Wife Darlenys is sister-in-law to former big league manager Ozzie Guillen...Full name is Scott David Radinsky.

RADINSKY'S LIFETIME PITCHING RECORD

Years	W-L	ERA	G	GS	CG	SHO	SV	IP	H	R	ER	BB	SO
11	42-25	3.44	557	0	0	0	52	481.2	461	208	184	209	358

MOST STRIKEOUTS BY STATE OF BIRTH

Did you know that Angels Hall of Famers Nolan Ryan (5,714, Texas) and Chuck Finley (2,610, Louisiana) and current Angels pitching coach Charles Nagy (1,242, Connecticut) all own the Major League strikeout records in their respective state of births?



COACHING STAFF



STEVE SOLIZ CATCHING AND INFO COACH

61

OPENING DAY AGE: 47
BIRTHPLACE: Ventura, CA
MARRIED: Heather Butler, Nov. 14, 2009
CHILDREN: Charlotte
APPOINTED: Nov. 18, 2015

BORN: Jan. 27, 1971
RESIDES: San Juan Capistrano, CA

HEIGHT: 5-10
WEIGHT: 220
BATS: RIGHT
THROWS: RIGHT

COACHING HIGHLIGHTS

◆ Enters third season as Catching and Information Coach in **2018**, following five seasons as bullpen coach (originally appointed Nov. 10, 2010)...2018 also marks his 15th with the organization...In April **2012**, filled in as first base coach while Alfredo Griffin was away from the team for personal reasons...Spent eight previous seasons (**2003-10**) as Angels bullpen catcher...Filled in as bullpen coach for part of 2007 season while Orlando Mercado recovered from surgery on his left Achilles tendon and a broken arm in 2010...In **2002**, served as volunteer coach for the Yuma (AZ) Bullfrogs in the independent Western League.

PLAYING CAREER & MISC

◆ Spent eight professional seasons as a catcher with Cleveland (1993-99) and San Diego (2000-01)...Compiled .236 batting average (345/1463) with 168 runs scored, 62 doubles, 3 triples, 13 home runs and 144 RBI in 473 minor league games...Was catcher in 1998 Triple-A World Series...Originally selected by Indians in 13th round of 1993 free agent draft...Signed by Padres, Nov. 22, 1999, after being granted free agency following 1999 season...Elbow injury sidelined him in 2001 and eventually ended his playing career...Played four seasons at Cal State University Los Angeles, earning third team All-American and team MVP honors in 1993...A 1989 graduate of Rio Mesa High in Oxnard (CA)...Active in offseason in youth baseball camps and clinics...Assists Angels Community Relations during the season with various youth baseball clinics, hospital visits and community appearances...Also participated in Mike Scioscia's annual Youth Baseball Clinic in Thousand Oaks, CA... One of the leaders of Angels Youth Baseball Clinics for the past seven seasons, instructing children at various clinics around Southern California, including the Angels Baseball Foundation's Challenger Classic... Full name is Steven Soliz Jr...Pronounced Sol-eeze.



SOLIZ'S MINOR LEAGUE PLAYING RECORD

Years	AVG	G	AB	R	H	2B	3B	HR	RBI	BB	SO	SB
8	.236	473	1463	168	345	62	3	13	144	131	303	9



COACHING STAFF



PAUL SORRENTO ASST. HITTING COACH

55

OPENING DAY AGE: 52
BIRTHPLACE: Somerville, MA
CHILDREN: Ashton
APPOINTED: Nov. 3, 2015

BORN: Nov. 17, 1965
RESIDES: Bellevue, WA

HEIGHT: 6-2
WEIGHT: 215
BATS: LEFT
THROWS: RIGHT

COACHING HIGHLIGHTS

◆ **2018** represents seventh season with Angels and third as assistant hitting coach...Appointed to current position Nov. 3, 2015...In **2017**, saw Martin Maldonado improve batting average by over 20 points and Andrelton Simmons improve home run (14 HR/4 HR) and RBI (69 RBI/44 RBI) compared to 2016 marks...**2016** saw several Angels batters hit above their career averages including Kole Calhoun, Yunel Escobar and Mike Trout...Held the title of Minor League Hitting Coordinator for the Club from **2013-15**...Assisted Dave Hansen with hitting coach duties during the **2014** campaign while Don Baylor recovered from a broken thigh bone...Held first professional coaching role in **2012** as hitting coach for Single-A Adv. Inland Empire.



PLAYING CAREER & MISC

◆ Played 11 big league seasons with Minnesota (1989-91), Cleveland (1992-95), Seattle (1996-97) and Tampa Bay (1998-99), compiling a .257 (876/3412) career average with 176 doubles, five triples, 166 home runs and 565 RBI...Tallied three straight 20+ home run seasons from 1995-97, including a career-best 31 in 1997 with Seattle...Played in the postseason three different times, including two trips to the World Series...Was a member of the 1991 World Series champion Minnesota Twins...Logged first hit at Camden Yards Apr. 6, 1992...Signed with Tampa Bay Devil Rays during their inaugural season in 1998...With his Opening Day start, became the first designated hitter in franchise history...Originally drafted by Angels in fourth round of the 1986 First Year Draft...Traded the following season to Twins along with two other players for Kevin Trudeau and Bert Blyleven.

SORRENTO'S LIFETIME PLAYING RECORD

Years	AVG	G	AB	R	H	2B	3B	HR	RBI	BB	SO	SB
11	.257	1093	3412	454	876	176	5	166	565	426	844	8

MOST WALK-OFF WINS IN FRANCHISE HISTORY

Number of walk-offs	Season	Players
14	1985	Boone, Schofield, Beniquez, Jones, Jackson, Jones, DeCinces, Beniquez, Boone, Downing, DeCinces, Boone, Downing, Carew
13	1972	Spencer, Rivers, Stanton, Oliver, McMullen, Llenas, Alomar, Cardenas, Oliver, Llenas, Berry, Cardenas, Stephenson
12	1967	Fregosi, Rodgers, Reichardt, Fregosi, Rodgers, Mincher, Skowron, Hall, Morton, Rodgers, Reichardt, Reichardt,
12	1990	Bichette, Parrish, Ray, Joyner, Parrish, Winfield, Downing, Ray, Winfield, Parrish, Anderson, White
12	1989	Ray, Parrish, Joyner, Armas, Joyner, Joyner, Davis, Joyner, Washington, Downing, Joyner, Joyner
12	1971	Repoz, McMullen, Gonzalez, O'Brien, Cowan, McMullen, Berry, McMullen, Spencer, Parker, Fregosi
12	1997	Salmon, DiSarcina, Erstad, Edmonds, Edmonds, Anderson, DiSarcina, Hollins, Phillips, Salmon, Anderson, Salmon

* Club record for career walk off hits as an Angel is 11 by Tim Salmon

2018 ANGELS





2018 ANGELS



JOSÉ ÁLVAREZ

LHP

48

OPENING DAY AGE: 28
BIRTHPLACE: Barcelona, Venezuela
ACQUIRED: From Detroit in exchange for INF Andrew Romine, Mar. 21, 2014
SIGNED THRU: 2018

BORN: May 6, 1989
RESIDES: Barcelona, Venezuela
MLB SERVICE: 3 years, 35 days

HEIGHT: 5-11
WEIGHT: 190
BATS: LEFT
THROWS: LEFT

ÁLVAREZ'S LIFETIME PITCHING RECORD

Year	Club	W-L	ERA	G	GS	CG	GF	SHO	SV	IP	H	R	ER	HR	HB	BB	IBB	SO	WP	BK	BAA
2006	Red Sox (DSL)	2-1	1.61	15	8	0	1	0	0	61.2	46	20	11	1	2	19	0	64	4	0	.205
2007	Red Sox (GCL)	4-1	1.84	11	9	0	0	0	0	49	36	24	10	4	0	14	0	38	1	0	.202
2008	Greenville	8-9	5.70	24	19	0	3	0	0	107.1	118	74	68	15	3	37	0	86	4	1	.281
2009	Lowell	8-3	1.52	14	12	2	1	2	0	83	60	17	14	4	8	10	0	63	0	0	.203
	Salem	1-1	4.74	12	0	0	8	0	0	24.2	32	15	13	1	0	6	0	11	1	0	.308
2010	Greensboro	10-3	3.58	26	13	0	3	0	0	108	114	52	43	9	3	32	0	113	6	0	.273
2011	Jupiter	6-5	2.96	15	14	0	1	0	0	82	79	32	27	2	1	19	3	73	2	1	.258
	Jacksonville	2-6	5.35	12	12	0	0	0	0	65.2	80	47	39	9	1	22	0	45	4	2	.308
2012	Jacksonville	6-9	4.22	25	24	3	0	1	0	136.1	141	66	64	8	6	26	1	70	2	0	.274
2013	Toledo	8-6	2.80	21	20	1	1	0	1	128.2	114	46	40	11	3	25	0	115	4	0	.235
	DETROIT	1-5	5.82	14	6	0	0	0	0	38.2	42	26	25	7	2	16	1	31	0	1	.280
2014	Salt Lake	0-2	6.75	6	6	0	0	0	0	30.2	35	25	23	8	4	15	0	17	0	0	.285
	LAA	0-0	0.00	2	0	0	1	0	0	0.2	1	0	0	0	0	0	0	1	0	0	.333
	Angels (AZL)	0-0	0.00	1	1	0	0	0	0	1	0	0	0	0	0	1	0	0	0	0	.000
2015	LAA	4-3	3.49	64	0	0	18	0	0	67	58	29	26	5	5	23	4	59	1	0	.228
2016	LAA	1-3	3.45	64	0	0	12	0	0	57.1	71	29	22	4	1	15	4	51	2	0	.298
	Salt Lake	1-0	2.45	5	0	0	0	0	0	7.1	5	3	2	0	0	5	0	7	0	0	.208
2017	LAA	0-3	3.88	64	0	0	12	0	1	48.2	50	23	21	7	0	12	5	45	1	0	.263
	Salt Lake	0-0	2.31	9	0	0	2	0	0	11.2	10	3	3	0	0	2	0	10	1	0	.227
MAJOR TOTALS		6-14	3.98	208	6	0	43	0	1	212.1	222	107	94	23	8	66	14	187	4	1	.266
MINOR TOTALS		56-46	3.58	196	138	6	20	3	1	897	870	424	357	72	31	233	4	712	29	4	.256

2017 SEASON

- ◆ Matched career-high pitching in exactly 64 games for **Angels** for third consecutive season.
- ◆ Recorded first career Major League save Apr. 28 at Texas...First lefty to earn a save for Angels since Scott Downs on July 23, 2012 at Kansas City.
- ◆ Stranded 29 of 35 of inherited runners on the season...Among left-handers, his 83% stranded rate ranked sixth in the Majors (min. 30 IR).
- ◆ Set new career high with streak of 15 consecutive scoreless appearances (15.1 IP) from June 29-Sept. 8.
- ◆ Opened the regular season on Angels roster and led A.L. with 40 appearances at time of first option to Triple-A **Salt Lake** on June 30.
- ◆ Pitched in nine games across three stints for Salt Lake, including seven scoreless appearances.
- ◆ Appeared in four games for Team Venezuela during the World Baseball Classic...Did not factor in a decision and pitched to a 2.25 ERA (4 IP - 1 ER) with two walks and three strikeouts.

CAREER HIGHLIGHTS

- ◆ Made Major League debut with Detroit and was winning pitcher June 9 vs. Cleveland...Represented Venezuela in 2017 World Baseball Classic...Since start of 2015 season, ranks second in A.L. among lefties with 192 appearances (Dan Jennings - 194).



2018 ANGELS



MAJOR LEAGUE SUMMARY

2016

- ◆ Led **Angels** relievers in games (64), innings pitched (57.1) and strikeouts (51).
- ◆ Set new career-best, pitching to a 3.45 ERA (57.1 IP - 26 ER).
- ◆ Had 12 game streak without being charged with an ER from July 31-Sept. 4.
- ◆ Stranded 31 of 43 inherited runners (72.1%).
- ◆ Earned win on May 19 vs. Dodgers after working 1.2 scoreless innings with two strikeouts.
- ◆ Had streak of nine consecutive appearances (10.1 IP) without being charged with a run from Apr. 24-May 12.

2015

- ◆ Established career highs in wins (4), games (64), innings pitched (67) and strikeouts (59) with **Angels**.
- ◆ Ranked tied for fifth among left-handed A.L. relievers with four wins.
- ◆ Led Angels relievers and ranked tied for sixth in American League with 19 relief appearances of more than one inning pitched.
- ◆ Was not charged with an earned run in 16 of final 17 appearances of season...Pitched to a 0.84 ERA (10.2 IP - 1 ER) in that span from Sept. 2 through the end of the season.

2014

- ◆ Appeared in a total of nine games in the **Angels** system, missing majority of season with an elbow injury.
- ◆ Opened season at Triple-A **Salt Lake** and made two starts with Bees before being promoted to Angels Apr. 13.
- ◆ Made Angels debut Apr. 14 vs. Oakland and retired both of his two batters faced.

2013

- ◆ Earned win for **Detroit** in Major League debut June 9 vs. Cleveland after allowing one earned run on three hits in six innings pitched...Became first Tigers pitcher to win big league debut since Alfredo Figaro in 1999.
- ◆ Appeared in five September games for Tigers, posting a 2.70 ERA (6.2 IP - 2 ER) with five strikeouts.

POSTSEASON SUMMARY

- ◆ Only postseason appearance of career came in Game 3 of **2013** ALDS for **Tigers** vs. Oakland...Tossed three scoreless, no-hit innings allowing just one walk with three strikeouts...Did not appear on Tigers roster for American League Championship Series vs. Boston.

DIVISION SERIES TOTALS

Year	Club, Opp.	W-L	ERA	G	GS	CG	SHO	SV	IP	H	R	ER	BB	SO
2013—	DET, OAK	0-0	0.00	1	0	0	0	0	3	0	0	0	1	3

NOTABLE MINOR LEAGUE AWARDS AND HONORS

- ◆ **2013** Tigers Minor League Pitcher of the Year.
- ◆ **2012** Southern League Pitcher of the Week for June 18-24.
- ◆ **2011** Florida State League Mid-Season All-Star.
- ◆ **2009** New York-Penn League Mid-Season All-Star.

CAREER TRANSACTIONS

- ◆ July 2, 2005...Signed by **Boston Red Sox** as amateur free agent.
- ◆ Nov. 5, 2009...Traded by **Boston Red Sox** with LHP Hunter Jones to **Florida Marlins** for OF Jeremy Herminda.
- ◆ Nov. 8, 2012...Signed as free agent with **Detroit Tigers**.
- ◆ Mar. 21, 2014...Traded by **Detroit Tigers** to **Angels** for INF Andrew Romine.

PERSONAL

- ◆ José Ricardo Álvarez.
- ◆ Underwent surgery in May 2014 to remove bone chips, after an X-ray and MRI showed a problem in the back of the shoulder.

WORLD BASEBALL CLASSIC PITCHING RECORD

Year	Country	W-L	ERA	G	GS	CG	SHO	SV	IP	H	R	ER	BB	SO
2017—	Venezuela	0-0	2.25	4	0	0	0	0	4	4	2	1	2	3



2018 ANGELS



MAJOR LEAGUE HITTING TOTALS

AVG	AB	H	HR	RBI
.000	2	0	0	0

CAREER FIELDING

POS	PCT	G	PO	A	E	TC	DP
P	.972	208	11	24	1	36	5

ÁLVAREZ'S CAREER HIGHS

	SEASON		GAME
Wins	4 — 2015	SO	7 — 6/9/13 vs. CLE
Losses	5 — 2013	IP (as starter)	6 — 6/9/13 vs. CLE
ERA	3.45 — 2016	IP (as reliever)	3 — 3 times; last, 5/9/15 vs. HOU
IP	67 — 2015	R & ER	5 — 8/28/13 vs. OAK & 7/1/13 at TOR
SO	59 — 2015	BB	3 — 3 times; last, 5/9/15 vs. HOU
		H	7 — 6/26/13 vs. LAA



ÁLVAREZ



2018 ANGELS



FRANCISCO ARCIA

OPENING DAY AGE: 28
BIRTHPLACE: Maiquetia, Vargas, VZ
ACQUIRED: Signed as minor league free agent, Nov. 17, 2016
SIGNED THRU: 2018

BORN: Sept. 14, 1989
RESIDES: Catia La Mar, VZ

96

HEIGHT: 5-11
WEIGHT: 200
BATS: LEFT
THROWS: RIGHT

NON-ROSTER INVITEE

ARCIA'S LIFETIME PLAYING RECORD

Year	Club	AVG	G	AB	R	H	2B	3B	HR	RBI	SH	SF	HBP	BB	IBB	SO	SB	CS	GDP	SLG	OBP	E
2007	— Yankees (DSL)	.269	47	156	26	42	11	4	3	21	1	1	10	25	0	35	5	2	3	.449	.401	9
2008	— Yankees (GCL)	.128	22	47	5	6	1	0	1	2	1	1	2	2	0	6	0	1	3	.213	.192	2
2009	— Yankees (GCL)	.247	31	97	10	24	7	0	2	13	0	2	2	11	0	16	0	0	4	.381	.330	1
2010	— Staten Island	.224	25	98	13	22	4	0	2	14	1	1	1	5	0	13	1	0	3	.327	.267	5
	Charleston	.314	17	51	2	16	4	0	0	3	0	0	0	7	0	8	1	0	3	.392	.397	2
2011	— Charleston	.429	3	7	1	3	1	0	0	2	0	0	0	2	0	2	0	0	0	.571	.556	1
2012	— Charleston	.246	68	224	28	55	14	1	5	46	2	4	5	21	0	45	2	3	5	.384	.319	2
2013	— Tampa	.233	36	129	16	30	3	1	2	12	2	0	4	12	1	24	1	0	5	.318	.317	2
	Trenton	.176	19	68	4	12	1	0	2	9	0	0	0	4	0	18	0	0	0	.279	.222	1
2014	— Trenton	.320	26	97	5	31	6	1	1	16	0	2	0	5	0	16	0	1	2	.433	.346	3
	Scranton/WB	.242	38	128	12	31	5	0	0	9	0	1	3	5	0	26	0	0	6	.281	.285	3
2015	— Trenton	.248	70	238	26	59	8	0	3	23	1	0	8	19	1	34	19	34	4	.319	.325	2
2016	— Jacksonville	.232	75	250	15	58	11	1	1	18	1	1	7	25	2	60	0	1	5	.296	.318	5
	New Orleans	.213	18	61	2	13	1	0	0	2	1	0	2	2	0	14	0	0	3	.230	.262	1
2017	— Salt Lake	.192	15	52	4	10	1	0	0	1	0	0	2	3	0	10	1	0	1	.212	.263	0
	Mobile	.238	28	80	15	19	3	0	0	3	1	0	5	9	0	17	1	2	4	.275	.351	1
MINOR TOTALS		.242	538	1783	184	431	81	8	22	194	11	13	51	157	4	344	15	11	51	.333	.319	46

- ◆ Francisco Antonio Arcia (are-SEE-ya).
- ◆ Originally signed by Yankees as non-drafted free agent, July 2, 2006...Signed with Angels as minor league free agent, Nov. 17, 2016.
- ◆ 2018 marks fifth big league camp, second straight with Angels (2016 Marlins, 2014-15 NYY).
- ◆ Split 2017 with Double-A Mobile and Triple-A Salt Lake...Combined to hit .220 (29/132) in 43 games... Committed just one error in 256 total chances behind the plate (.996 %).
- ◆ Opened 2016 season as non-roster invitee with Miami...Played in 75 games with Double-A Jacksonville before promotion to Triple-A New Orleans for 18 games.
- ◆ In 2015, hit .248 (59/238) with three home runs and 23 RBI in 70 games with Double-A Trenton in Yankees system... Primarily used as catcher, also saw some time at first base (13 games)...Appeared in 49 games with Aguilas del Zulia in Venezuelan Winter League following season.
- ◆ Began 2014 at Double-A Trenton, batting .320 (31/97) in 26 games prior to full-time promotion to Triple-A Scranton/Wilkes-Barre...Recorded 15-game hitting streak July 2-31...Played with Aguilas del Zulia following season.
- ◆ In 2012, had All-Star season while at Single-A Charleston, landing spot on South Atlantic League Mid-Season All-Star team.





2018 ANGELS



MICHAEL BARASH

C

97

OPENING DAY AGE: 23

BORN: Oct. 12, 1994

BIRTHPLACE: Boca Raton, FL

RESIDES: Boca Raton, FL

ACQUIRED: Selected in 9th round of 2016 First-Year Player Draft

SIGNED THRU: 2018

HEIGHT: 6-1

WEIGHT: 205

BATS: RIGHT

THROWS: RIGHT

NON-ROSTER INVITEE

BARASH'S LIFETIME PLAYING RECORD

Year	Club	AVG	G	AB	R	H	2B	3B	HR	RBI	SH	SF	HBP	BB	IBB	SO	SB	CS	GDP	SLG	OBP	E
2016	Orem	.314	19	70	6	22	4	0	1	12	1	0	4	5	0	16	0	1	1	.414	.392	4
	Burlington	.240	24	75	10	18	3	0	2	11	1	0	1	6	0	12	0	1	6	.360	.305	3
2017	Inland Empire	.237	84	321	43	76	19	0	10	42	1	1	1	43	0	76	0	0	10	.328	.389	6
	Mobile	.364	3	11	1	4	0	0	0	2	0	0	0	2	0	2	1	0	0	.364	.462	0
MINOR TOTALS		.252	130	477	60	120	26	0	13	67	3	1	6	56	0	106	1	2	17	.388	.337	13

- ◆ Michael Jason Barash (BEAR-ish)...Originally signed by Angels' scout Rudy Vasquez.
- ◆ On Twitter: @M_Barash5
- ◆ 2017 marked second campaign as professional...Spent majority of season with Single-A Inland Empire... Played three games with Double-A Mobile...Had five-hit, four-RBI effort Aug. 24 at Lancaster...Launched two home runs June 24 vs. Lake Elsinore.
- ◆ Split first professional season in 2016 with Angels' Rookie-level squad Orem and Single-A Burlington... Slashed to .314/.392/.414 with Orem before a promotion to Burlington...First professional HR was a grand slam on July 8, 2016 vs. Idaho Falls.
- ◆ 2016 marked senior season with Texas A&M...Aggies finished 49-16 and reached Super Regional vs. TCU for second straight year...Team ranked #1 in nation during parts of season...Batted .324 (70/216) with five home runs and 43 RBI in 60 games.
- ◆ Played 2015 junior season with Aggies appearing in 60 games (50 starts) behind plate...Threw out 20 of 63 basestealers...Aggies reached Super Regionals vs. TCU after starting season 24-0.
- ◆ Majored in Recreation, Park and Tourism Sciences while at Texas A&M.
- ◆ Played at Palm Beach State College as a sophomore in 2014...Hit .335 with four home runs and 33 RBI to earn All-Southern Conference honors.
- ◆ Skipped senior prep baseball season to join LSU Tigers as a mid-year enrollee...Appeared in 18 games for LSU as a freshman (5 starts)...Batted .269 (7/26) with eight runs, one double, one home run and four RBI.
- ◆ Earned All-Florida First Team, first-team all-conference and All-Palm Beach County First Team honors at West Boca Raton HS...Won Florida 5A state championship in 2011, providing game-winning RBI.
- ◆ Grandfather, Norman Pinsky, played football at Wisconsin.

BIG A NETTING

In support of Major League Baseball's recommendation regarding protective netting, Angel Stadium will expand the netting to the end of both dugouts for the 2018 season.



2018 ANGELS



LUKE BARD

RHP

90

OPENING DAY AGE: 27
BIRTHPLACE: Charlotte, NC
ACQUIRED: From Minnesota in Rule 5 Draft, Dec. 14, 2017
SIGNED THRU: 2018

BORN: Oct. 13, 1990
RESIDES: Orange Park, FL

HEIGHT: 6-3
WEIGHT: 200
BATS: RIGHT
THROWS: RIGHT

BARD'S LIFETIME PITCHING RECORD

Year	Club	W-L	ERA	G	GS	CG	GF	SHO	SV	IP	H	R	ER	HR	HB	BB	IBB	SO	WP	BK	BAA
2012—	Twins (GCL)	0-0	6.75	3	1	0	0	0	0	4	3	3	3	0	1	5	0	3	0	0	.231
	Elizabethton	0-0	0.00	4	0	0	2	0	1	3	2	0	0	0	0	2	0	4	0	0	.200
2013—	Twins (GCL)	0-0	12.00	4	0	0	0	0	0	3	5	5	4	0	0	3	0	1	0	0	.333
	Elizabethton	1-0	1.08	7	0	0	2	0	0	8.1	2	1	1	0	1	6	0	6	1	0	.091
	Fort Myers	0-0	0.00	1	0	0	0	0	0	1	0	0	0	0	0	0	0	2	0	0	.000
2014—										INJURED — DID NOT PLAY											
2015—	Cedar Rapids	7-1	2.41	28	0	0	11	0	0	52.1	45	15	14	1	5	15	0	47	4	0	.234
2016—	Fort Myers	3-1	3.40	35	0	0	12	0	2	50.1	47	21	19	0	2	20	0	45	4	0	.246
	Chattanooga	0-0	4.91	9	0	0	4	0	0	14.2	16	8	8	1	1	8	0	12	1	1	.281
2017—	Chattanooga	4-3	2.58	33	0	0	20	0	5	52.1	50	16	15	4	5	20	3	78	3	0	.250
	Rochester	0-0	3.46	8	0	0	2	0	0	13	13	5	5	1	1	4	0	21	0	0	.255
MINOR TOTALS		15-5	3.07	132	1	0	53	0	8	202	183	74	69	7	16	83	3	219	13	1	.243

2017 SEASON

- ◆ Opened season with Double-A **Chattanooga**...Pitched more than one inning in 20 of 33 appearances for Lookouts.
- ◆ During 25 game stretch from Apr. 27-July 29, went 3-1 with four saves and a 1.33 ERA (40.2 IP - 6 ER) with 60 strikeouts and 12 walks...His ERA ranked third in Southern League in that span (min. 35 IP).
- ◆ Pitched two innings May 13 vs. Birmingham and recorded all six outs via strikeout.
- ◆ Did not allow a run in 10 of 11 appearances (0.51 ERA; 17.2 IP - 1 ER) from May 24-July 4 and held opponents to a .190 batting average against (12/63) in that span.
- ◆ Promoted to Triple-A **Rochester**, Aug. 7...Recorded at least two strikeouts in each of final six relief appearances.
- ◆ Tossed 1.2 innings-or-more in five of eight appearances for Red Wings.

CAREER TRANSACTIONS

- ◆ June 11, 2009...Selected by **Boston Red Sox** in 16th round of 2009 First-Year player draft (did not sign).
- ◆ June 4, 2012...Selected by **Minnesota Twins** in first round (42nd overall) of 2012 First-Year Player Draft (signed June 20, 2012).
- ◆ Dec. 14, 2017...Selected from **Minnesota Twins** by **Angels** in Rule 5 Draft.

PERSONAL/MISC

- ◆ Luke Francis Bard...Last name rhymes with "hard"...On Twitter: @Luke_Bard
- ◆ Brother, Daniel Bard, pitched in Majors for five seasons with Red Sox (2009-13).
- ◆ Father, Paul Bard, was sixth round draft pick by Dodgers in 1980 and played five minor league seasons in Dodgers and Orioles systems.
- ◆ Missed entire 2014 season due to injury...Had arthroscopic shoulder surgery in labrum following 2013 season.
- ◆ Originally signed by Twins scout Jack Powell.
- ◆ Played collegiately at Georgia Tech...Named by *Baseball America* as 11th best prospect in Atlantic Coast Conference entering 2011 season.
- ◆ Attended Charlotte Christian HS (NC)...Four-year letterwinner in baseball and football (quarterback) and a two-year letterwinner in basketball...Two-year captain of baseball team...Earned Louisville Slugger and National Christian School Athletic Association All-America honors as a senior...North Carolina Independent Schools Athletic Association Player of the Year and *Charlotte Weekly* Player of the Year in 2009 after going 10-0 with 90 strikeouts and a 0.37 ERA.



2018 ANGELS



JAIME BARRIA

RHP

72

OPENING DAY AGE: 21
BIRTHPLACE: Panama City, Panama
ACQUIRED: Signed as international free agent, Apr. 11, 2013
SIGNED THRU: 2018

BORN: July 18, 1996
RESIDES: Panama City, Panama

HEIGHT: 6-1
WEIGHT: 210
BATS: RIGHT
THROWS: RIGHT

BARRIA'S LIFETIME PITCHING RECORD

Year	Club	W-L	ERA	G	GS	CG	GF	SHO	SV	IP	H	R	ER	HR	HB	BB	IBB	SO	WP	BK	BAA
2013	— Angels (DSL)	0-1	10.80	4	0	0	0	0	0	5	13	8	6	0	1	1	0	4	1	0	.481
2014	— Angels (DSL)	4-4	3.03	16	8	0	2	0	1	59.1	57	27	20	1	2	11	0	55	1	0	.252
2015	— Angels (AZL)	3-0	2.00	7	6	0	0	0	0	36	40	12	8	0	0	3	0	31	3	1	.280
	Orem	2-4	6.21	8	8	0	0	0	0	33.1	45	27	23	4	1	7	0	30	5	0	.324
2016	— Burlington	8-6	3.85	25	25	0	0	0	0	117	133	58	50	6	3	21	0	78	10	0	.282
2017	— Inland Empire	4-3	2.48	11	11	0	0	0	0	65.1	48	20	18	6	3	13	0	57	3	1	.202
	Mobile	1-6	3.21	12	12	1	0	1	0	61.2	62	27	22	8	0	15	0	47	8	0	.256
	Salt Lake	2-0	2.45	3	3	0	0	0	0	14.2	11	5	4	0	1	3	0	13	0	0	.208
MINOR TOTALS		24-24	3.46	86	73	1	2	1	1	392.1	409	184	151	25	11	74	0	315	31	2	.266

2017 SEASON

- ◆ Entered the year ranked by *Baseball America* as #10 prospect in Angels organization.
- ◆ Opened season with Adv.-A **Inland Empire** and pitched to a 2.48 ERA (65.1 IP - 18 ER) with 57 strikeouts and a .202 batting average against (48/238) in 11 starts for 66ers.
- ◆ In month of May, went 3-1 with a 1.86 ERA (38.2 IP - 8 ER) with 34 strikeouts and seven walks in six starts for Inland Empire...Was named Angels Organizational Player of the Month.
- ◆ At time of promotion to Double-A **Mobile**, June 1, ranked fourth in the California League in ERA, sixth in strikeouts and third in batting average against.
- ◆ In first month with BayBears, was 1-1 with a 0.76 ERA (23.2 IP - 2 ER) with 19 strikeouts and three walks across four starts to earn second consecutive Angels Organizational Player of the Month honors.
- ◆ Promoted to Triple-A **Salt Lake**, Aug. 22...Did not allow an earned run in two of three starts for Bees.
- ◆ Named the #6 prospect in the Angels' organization by *Baseball America* for the 2018 season.

NOTABLE MINOR LEAGUE AWARDS AND HONORS

- ◆ **2017** Futures Game Selection...California League Mid-Season All-Star...Angels Organizational Pitcher of the Month for May and June...Angels Pitching Prospect of the Year (MLBPipeline.com).
- ◆ **2016** Midwest League Mid-Season All-Star.

CAREER TRANSACTIONS

- ◆ Apr. 11, 2013...Signed by **Angels** as international free agent.

PERSONAL/MISC

- ◆ Jaime Jonathan Barria.
- ◆ Originally signed by Angels scout Roman Ocumarez.



2018 ANGELS



CAM BEDROSIAN

RHP

32

OPENING DAY AGE: 26
BIRTHPLACE: Senoia, GA
ACQUIRED: Selected in first round (29th overall) of the 2010 First-Year Player Draft
SIGNED THRU: 2018

BORN: Oct. 2, 1991
RESIDES: Senoia, GA
MLB SERVICE: 2 years, 153 days

HEIGHT: 6-0
WEIGHT: 230
BATS: RIGHT
THROWS: RIGHT

BEDROSIAN'S LIFETIME PITCHING RECORD

Year	Club	W-L	ERA	G	GS	CG	GF	SHO	SV	IP	H	R	ER	HR	HB	BB	IBB	SO	WP	BK	BAA
2010	— Angels (AZL)	0-2	4.50	5	4	0	0	0	0	12	13	11	6	0	0	7	0	10	6	1	.283
2011	—									INJURED - DID NOT PLAY											
2012	— Cedar Rapids	3-11	6.31	21	21	0	0	0	0	82.2	91	61	58	5	8	52	0	48	15	1	.286
2013	— Burlington	1-5	5.30	37	2	0	0	0	7	54.1	55	38	32	4	5	22	1	69	9	0	.258
	— Inland Empire	0-0	0.00	7	0	0	0	0	0	8.2	4	0	0	0	1	7	0	9	0	0	.143
2014	— Inland Empire	0-0	0.00	5	0	0	4	0	1	5.2	1	0	0	0	0	2	0	15	0	0	.056
	— Arkansas	1-0	1.11	30	0	0	25	0	15	32.1	10	5	4	1	0	10	0	57	2	0	.097
	— LAA	0-1	6.52	17	0	0	4	0	0	19.1	23	17	14	2	0	12	1	20	1	1	.288
	— Salt Lake	1-1	7.71	8	0	0	6	0	2	7	5	6	6	0	3	6	1	10	0	0	.192
2015	— Salt Lake	1-1	2.78	24	0	0	7	0	3	35.2	32	11	11	0	1	14	1	42	5	0	.242
	— LAA	1-0	5.40	34	0	0	10	0	0	33.1	40	21	20	3	2	19	2	34	2	0	.303
2016	— LAA	2-0	1.12	45	0	0	9	0	1	40.1	30	7	5	1	2	14	1	51	3	0	.207
	— Salt Lake	1-0	3.24	5	0	0	2	0	1	8.1	7	3	3	1	0	4	0	14	0	0	.212
2017	— LAA	6-5	4.43	48	0	0	13	0	6	44.2	41	26	22	5	0	17	1	53	7	0	.240
	— Inland Empire (1)	0-0	7.36	4	1	0	0	0	0	3.2	5	3	3	1	0	0	0	7	0	0	.294
MAJOR TOTALS		9-6	3.99	144	0	0	36	0	7	137.2	134	71	61	11	4	62	5	158	13	1	.254
MINOR TOTALS		8-20	4.42	146	28	0	67	0	29	250.1	223	138	123	12	18	124	3	281	37	2	.239

(1) rehab assignment

Disabling Injuries: 2017 — Right groin strain; disabled Apr. 22 - June 17

2016 — Right middle finger flexor tendinitis; disabled Aug. 9 (retro to Aug. 4) - end of season

2017 SEASON

- ◆ Set career highs in wins (6), saves (6), games (48), innings pitched (44.2) and strikeouts (53) for **Angels**.
- ◆ Matched single game career-high in innings pitched (2) and recorded first career six-out save on Apr. 18 at Houston.
- ◆ Opened the year as the closer and tossed 6.2 scoreless innings across first six appearances...Converted three of four save opportunities in that span, before suffering injury on Apr. 21 vs. Toronto.
- ◆ Missed 53 games on disabled list from Apr. 22-June 17 with a right groin strain...Appeared in four games (one start) with Adv.-A **Inland Empire** on rehab assignment and allowed three runs in 3.2 innings pitched with seven strikeouts.
- ◆ Did not allow an earned run in 12 games (11.2 IP) from July 30-Aug. 25, while going 1-0 and converting all three save opportunities.
- ◆ Held opposing hitters to a .158 (3/19) batting average against with two outs and runners in scoring position.
- ◆ Was Angels losing pitcher in back-to-back appearances on July 14 and July 18 after previously not taking a loss since June 19, 2014 at Cleveland.

MAJOR LEAGUE SUMMARY

2016

- ◆ Pitched to a career-best 1.12 ERA (40.1 IP - 5 ER) across 45 games for **Angels**.
- ◆ Earned first career save on Aug. 2 vs. Oakland after striking out all three batters faced.
- ◆ His 0.47 road ERA (19 IP - 1 ER) led Majors (min. 15 IP) and established new Angels single-season record.
- ◆ Had streak of 25 consecutive appearances without being charged with a run from June 3-Aug. 2...Marked longest such streak of career and fourth longest in Angels history.

SCORELESS STREAKS

Most consecutive scoreless appearances in Angels history

PLAYER	GAMES (IP)	STREAK DATE
Francisco Rodríguez	30 G (30.2 IP)	July 2 - Sept. 14, 2006
Scott Downs	29 G (18 IP)	May 5 - July 23, 2013
Ernesto Frieri	26 G (26.1 IP)	May 5 - July 8, 2012
Cam Bedrosian	25 G (23.2 IP)	June 3 - Aug. 2, 2016
Joe Smith	23 G (23.2 IP)	June 24 - Aug. 9, 2014



2018 ANGELS



- ◆ Collected career-high five strikeouts on May 2 at Milwaukee.
- ◆ Recorded 15 of 18 outs via strikeout during six game scoreless stretch from July 19-Aug. 2.
- ◆ Had 14 game (12.1 IP) streak without allowing an earned run from Apr. 8-May 22.
- ◆ Missed final 54 games of season after being placed on disabled list Aug. 9 (retro to Aug. 4) with right middle finger flexor tendinitis)...Underwent embolectomy on right arm in Sept. to remove blood clot.

2015

- ◆ Pitched in 34 games across four separate stints with **Angels**.
- ◆ Started big league season with 8.2 scoreless innings pitched at home in his first seven outings at Angel Stadium.
- ◆ Earned first win of Major League career Aug. 5 vs. Cleveland after tossing a perfect ninth inning...Angels rallied for three runs in bottom of ninth inning to win...Taylor Featherston scored on wild pitch for walk-off victory.
- ◆ Stranded 15 of 23 inherited runners on the season.

2014

- ◆ Made Major League debut with **Angels** on June 3 at Houston...Tossed one scoreless inning and struck out first batter faced (Jonathan Villar).
- ◆ Did not allow a run in each of first six home games to start Major League career (8 IP).

NOTABLE MINOR LEAGUE AWARDS AND HONORS

- ◆ **2014** MiLB.com Organization All-Star...Texas League Mid-Season & Post-Season All-Star.

CAREER TRANSACTIONS

- ◆ June 7, 2010...Selected by **Angels** in first round (29th overall) of 2010 First-Year Player Draft (signed July 2, 2010).

PERSONAL/MISC

- ◆ Cameron Rock Bedrosian...On Twitter: @Cam_Bedrock
- ◆ Attended East Coweta HS (GA).
- ◆ Originally signed by Angels scout Chris McAlpin.
- ◆ Missed 2011 season after undergoing Tommy John surgery.
- ◆ Entered 2015 season ranked as Angels #3 prospect according to *Baseball America*.
- ◆ In December 2016, participated in the “New Balance Gives Back” campaign alongside several other professional athletes by donating athletic shoes to charitable organizations and helping to raise money for Soles4Souls Inc.
- ◆ Son of Steve Bedrosian, who pitched 14 big league seasons with Atlanta, Philadelphia, San Francisco and Minnesota...Won 1987 National League Cy Young Award with Phillies.

CAREER FIELDING

POS	PCT	G	PO	A	E	TC	DP
P	.938	144	4	11	1	16	0

BEDROSIAN'S CAREER HIGHS

	SEASON		GAME
Wins	6 — 2017	SO	5 — 5/2/16 at MIL
Losses	5 — 2017	IP	2 — 7 times; last, 4/18/17 at HOU
ERA	1.12 — 2016	R & ER	5 — Twice; last, 9/30/17 vs. SEA
IP	44.2 — 2017	BB	4 — 6/5/14 at HOU
SO	53 — 2017	H	6 — 8/22/15 vs. TOR



2018 ANGELS



JABARI BLASH

OF 54

OPENING DAY AGE: 28
BIRTHPLACE: St. Thomas, U.S. Virgin Islands
ACQUIRED: Trade with Yankees on Feb. 21, 2018 for PTBNL
SIGNED THRU: 2018

BORN: July 4, 1989
RESIDES: St. Thomas, U.S. Virgin Islands
MLB SERVICE: 1 year, 23 days

HEIGHT: 6-5
WEIGHT: 235
BATS: RIGHT
THROWS: RIGHT

BLASH'S LIFETIME PLAYING RECORD

Year	Club	AVG	G	AB	R	H	2B	3B	HR	RBI	SH	SF	HBP	BB	IBB	SO	SB	CS	GDP	OBP	SLG	E
2010	— Pulaski	.266	32	109	21	29	6	1	5	20	0	1	4	13	0	44	1	1	2	.362	.477	1
2011	— Clinton	.218	42	124	13	27	5	1	3	13	0	0	0	38	1	43	5	2	3	.401	.347	5
	Everett	.292	57	195	26	57	16	3	11	43	0	1	5	28	1	65	10	3	4	.393	.574★	5
2012	— Clinton	.245	113	400	71	98	20	5	15	50	0	2	9	60	0	134	13	7	8	.355	.433	6
2013	— High Desert	.258	80	283	42	73	16	3	16	53	0	3	6	40	0	85	14	8	9	.358	.505	5
	Jackson	.309	29	97	13	30	3	0	9	21	0	0	3	20	1	28	1	1	1	.442	.619	1
2014	— Jackson	.236	37	127	27	30	7	1	6	22	0	3	5	28	2	35	4	1	3	.387	.449	3
	Tacoma	.210	45	162	23	34	8	0	12	37	0	2	8	17	0	57	2	2	2	.312	.481	4
2015	— Tacoma	.264	56	197	41	52	8	0	22	47	0	2	1	28	0	63	3	1	3	.355	.640	3
	Jackson	.278	60	209	38	58	16	2	10	34	0	2	6	31	0	60	5	0	7	.383	.517	5
2016	— SAN DIEGO	.169	38	71	7	12	2	0	3	5	0	0	2	11	0	34	1	0	3	.298	.324	0
	El Paso	.260	62	177	30	46	12	0	11	30	0	3	8	41	1	66	1	2	3	.415	.514	1
2017	— El Paso	.285	72	235	53	67	16	1	20	62	0	1	7	48	0	88	3	2	6	.419	.617	2
	SAN DIEGO	.213	61	164	24	35	6	0	5	16	0	1	2	28	0	66	1	2	5	.333	.341	5
MAJOR TOTALS		.200	99	235	31	47	8	0	8	21	0	1	4	39	0	100	2	2	8	.323	.336	5
MINOR TOTALS		.260	685	2315	398	601	133	17	140	432	0	20	62	392	6	768	62	30	51	.378	.513	41

★ led or tied for league lead

2017 SEASON

- ◆ Split season between **Padres** and Triple-A **El Paso**...Set career highs in nearly every offensive category.
- ◆ Promoted Apr. 7 for first of four stints with San Diego...Combined to appear in 61 games with Padres.
- ◆ Posted a .290 average (20-for-69) against left-handers, compared to .158 (15-for-95) against right-handers.
- ◆ Batted .298 (14-for-47) with four doubles, two home runs, 10 RBI, 10 runs scored and six walks in a 16 game stretch across the month of July.
- ◆ Achieved a career-high seven game hitting streak from Sept. 14-20...Owned a .458/.517/.833 line during that time.
- ◆ Marked his highest batting average (.285) for his eight-year minor league career over 72 games with El Paso.

MAJOR LEAGUE SUMMARY

2016

- ◆ Made first career Opening Day roster in first season with **Padres**...Was acquired by Oakland in Rule 5 Draft and traded to San Diego the same day.
- ◆ Appeared in 38 games for San Diego and made 16 total starts...14 starts came in right field and two in left field.
- ◆ Made Major League debut in season opener on Apr. 4 vs. Dodgers...Entered game as part of a double-switch and drew a walk in first MLB plate appearance.
- ◆ Earned first Major League hit with a pinch-hit double off Jason Gurka on Apr. 9 vs. Rockies.
- ◆ Designated for assignment on May 13 and returned to Seattle...Was immediately reacquired by San Diego for a PTBNL and was assigned to Triple-A **El Paso**.
- ◆ Played in 62 games with Chihuahuas...Batted .260 (46-for-177) with 12 doubles, 11 HR, 30 RBI, 41 walks and 30 runs scored.
- ◆ Recalled by Padres July 31 and hit first Major League home run, Aug. 3 vs. Milwaukee (solo HR off David Goforth).

NOTABLE MINOR LEAGUE AWARDS AND HONORS

- ◆ **2017** MiLB.com Organization All-Star for San Diego.
- ◆ **2015** MiLB.com PCL Player of the Month for Aug. with Tacoma...Mid-Season All-Star for Jackson.
- ◆ **2013** MiLB.com Organization All-Star with Seattle...Mid-Season All-Star with High Desert.
- ◆ **2011** *Baseball America* Short-Season All-Star with Everett...NWL Post-Season All-Star with Everett.



2018 ANGELS



CAREER TRANSACTIONS

- ◆ June 7, 2007...Selected by **White Sox** in the 29th round of the First-Year Player Draft (did not sign).
- ◆ June 9, 2009...Selected by **Rangers** in the ninth round of the First-Year Player Draft (did not sign).
- ◆ June 8, 2010...Selected by **Mariners** as an eighth-round pick in the First-Year Player Draft (signed July 20, 2010).
- ◆ Dec. 10, 2015...Selected by **Athletics** from Mariners in Major League phase of 2015 Rule 5 Draft.
- ◆ Dec. 10, 2015...Acquired by **Padres** as the PTBNL along with LHP Drew Pomeranz in exchange for INF Yonder Alonso.
- ◆ Dec. 12, 2017...Acquired by **Yankees** from Padres in exchange for INF Chase Headley, RHP Bryan Mitchell and cash considerations.
- ◆ Feb. 21, 2018...Acquired by **Angels** from Yankees for a PTBNL or cash considerations.

PERSONAL/MISC

- ◆ Jabari Jerrell Blash...Follow on Twitter: @JabariBlash
- ◆ Ranked #11 prospect in the Mariners organization by *Baseball America* following the 2015 season.
- ◆ Originally signed by Mariners scout Mike Tosar.
- ◆ Attended Miami Dade (FL) Community College from 2009-10.
- ◆ Graduated from Charlotte Amalie High School in St. Thomas, U.S. Virgin Islands in 2008.

CAREER FIELDING

POS	PCT	G	PO	A	E	TC	DP
OF	.961	70	118	6	5	129	1

BLASH'S CAREER HIGHS

	SEASON		GAME
AVG	.213 — 2017	H	3 — 7/18/17 @ COL
H	35 — 2017	HR	1 — Several times; last, 8/29/17 vs. SF
R	24 — 2017	R	2 — 3 times; last, 9/8/17 @ ARI
BB	28 — 2017	BB	2 — 3 times; last, 7/19/17 @ COL
2B	6 — 2017	2B	1 — Several times; last, 9/25/17 @ LAD
HR	5 — 2017	RBI	3 — 7/17/17 @ COL
RBI	16 — 2017	Hit Streak	7 — July 14-20, 2017

MICHELLE CAREW COMMUNITY COURTYARD



Dedicated Sept. 17, 1999

The Michelle Carew Community Courtyard features a bronze statue bust of Michelle with the family's Rottweiler dog Hunter. The statue is placed in the Angel Stadium perimeter plaza, located just inside Gate 3.

Michelle Carew passed away April 17, 1996 at the age of 18 after a courageous battle with leukemia. Michelle, daughter of former Angel and Hall of Famer Rod Carew, became ill Sept. 10, 1995 and was diagnosed with acute non-lymphocytic leukemia (ANLL), Sept. 18. In the months that followed, the Carew family went on a nationwide publicity campaign that generated more than 70,000 phone calls to the National Bone Marrow Program. As a result, phone calls from minorities more than doubled weekly, and overall donor registration increased by 33 percent.

INSCRIPTION: *This courtyard was dedicated September 17th 1999 in loving memory of Michelle Carew. Her spirited battle against leukemia raised awareness of the National Marrow Donor Program throughout this country. In the process, her legacy has saved countless lives. "When she went to sleep, she woke up the world."*



2018 ANGELS



JOSE BRICENO

95

OPENING DAY AGE: 25

BORN: Sept. 19, 1992

BIRTHPLACE: Caracas, VZ

RESIDES: Baruta, VZ

ACQUIRED: From Atlanta with INF Andrelton Simmons for INF Erick Aybar, RHP Chris Ellis and LHP Sean Newcomb, Nov. 12, 2015

SIGNED THRU: 2018

HEIGHT: 6-1

WEIGHT: 215

BATS: RIGHT

THROWS: RIGHT

NON-ROSTER INVITEE

BRICENO'S LIFETIME PLAYING RECORD

Year	Club	AVG	G	AB	R	H	2B	3B	HR	RBI	SH	SF	HBP	BB	IBB	SO	SB	CS	GDP	SLG	OBP	E
2010	— Rockies (DSL)	.205	52	151	12	31	6	0	0	17	2	2	3	17	0	28	9	5	4	.245	.295	7
2011	— Rockies (DSL)	.288	47	160	26	46	10	1	0	18	0	4	6	23	0	22	12	3	2	.363	.389	8
2012	— Grand Junction	.391	7	23	5	9	0	0	2	5	0	0	1	2	0	2	0	0	0	.652	.452	1
2013	— Asheville	.264	26	91	12	24	6	0	1	8	0	0	0	5	0	20	1	0	4	.363	.302	3
	Grand Junction	.333	36	153	32	51	16	0	9	30	0	1	1	5	1	30	8	2	0	.614	.356	6
2014	— Asheville	.283	84	350	315	38	23	1	12	50	8	1	10	16	1	57	8	4	8	.476	.336	14
2015	— Carolina	.215	88	311	32	57	14	0	4	12	1	2	1	12	0	52	2	0	11	.267	.215	9
2016	— Inland Empire	.240	33	125	10	30	6	0	1	11	0	3	0	9	0	28	1	1	1	.312	.285	3
	Arkansas	.225	62	227	25	51	12	2	3	21	1	1	0	11	0	42	2	2	5	.335	.259	6
	Salt Lake	.300	3	10	2	3	1	0	0	3	0	0	0	2	0	1	0	0	0	.400	.417	1
2017	— Mobile	.194	92	351	34	68	12	2	9	41	2	2	0	23	1	73	7	2	9	.316	.242	12
	Salt Lake	.200	3	10	1	2	0	0	0	0	0	0	0	0	0	1	1	0	0	.200	.200	0
MINOR TOTALS		.239	533	1927	229	461	106	6	41	224	14	16	22	125	3	356	51	19	44	.364	.291	70

- ◆ Jose Briceno (bruH-SEE-no)...Originally signed on May 29, 2010 by Francisco Cartaya and Ronaldo Fernandez (Rockies).
- ◆ 2018 represents third campaign in Angels' system...Also a non-roster invitee with Angels in 2017...Spent majority of 2017 with Double-A Mobile...Slashed to .194/.242/.316 in 92 games with the BayBears...Also appeared in three games with Triple-A Salt Lake...His nine home runs marked most since a career-high 12 in 2014.
- ◆ Named Angels Organizational Defensive Player of the Month for April 2017...With Mobile in 2017, threw out 41% of base stealing attempts (34/83).
- ◆ Split 2016 season with Single-A Inland Empire and Double-A Arkansas...Named Texas League Player of the Week (July 4-10; .455/.478/.909; 6 2B, 2 3B, 7 RBI).
- ◆ Acquired from Atlanta Braves with SS Andrelton Simmons for SS Erick Aybar, LHP Sean Newcomb, RHP Chris Ellis and cash (Nov. 12, 2015).
- ◆ Braves traded RHP David Hale and RHP Gus Schlosser to Colorado Rockies for Briceno and C Chris O'Dowd (Jan. 30, 2015).
- ◆ Enjoyed finest professional campaign in 2014 with Single-A Asheville...Hit .283 with 23 doubles, 12 HR and 50 RBI in 84 games.
- ◆ Played first two professional seasons with Rockies Dominican Summer League (2010-11)...Participated in Venezuelan Winter Leagues with Navegantes del Magallanes in 2014, 2015 and 2017.



2018 ANGELS



PARKER BRIDWELL

RHP

62

OPENING DAY AGE: 26

BIRTHPLACE: Hereford, TX

MARRIED: Molly Kieffer, Jan. 18, 2018

ACQUIRED: From Baltimore in exchange for cash considerations or a PTBNL, Apr. 17, 2017

SIGNED THRU: 2018

BORN: Aug. 2, 1991

RESIDES: Hereford, TX

HEIGHT: 6-4

WEIGHT: 185

BATS: RIGHT

THROWS: RIGHT

BRIDWELL'S LIFETIME PITCHING RECORD

Year	Club	W-L	ERA	G	GS	CG	GF	SHO	SV	IP	H	R	ER	HR	HB	BB	IBB	SO	WP	BK	BAA
2010	Orioles (GCL)	0-0	5.40	2	2	0	0	0	0	1.2	1	1	1	0	0	3	0	4	2	0	.167
	Aberdeen	0-0	0.00	2	0	0	0	0	0	4	3	0	0	0	0	1	0	2	2	0	.214
2011	Delmarva	0-3	7.06	5	5	0	0	0	0	21.2	23	18	17	0	1	13	0	13	3	0	.271
	Aberdeen	2-5	4.53	12	11	0	0	0	0	53.2	56	32	27	2	3	22	0	57	4	1	.271
2012	Delmarva	5-9	5.98	23	22	1	0	0	0	114.1	122	82	76	15	15	63	0	71	15	1	.281
	Delmarva	8-9	4.73	26	26	0	0	0	0	142.2	141	86	75	9	9	59	0	144	8	0	.255
2014	Frederick	7-10	4.46	26	26	1	0	0	0	141.1	123	75	70	11	9	70	0	142	6	2	.234
2015	Bowie	4-5	3.99	18	18	1	0	0	0	97	96	48	43	7	2	38	0	93	5	0	.257
2016	Bowie	1-1	4.53	18	7	0	2	0	1	55.2	56	33	28	7	3	28	0	38	1	0	.258
	Orioles (GCL)	2-0	0.00	3	0	0	0	0	0	6	3	0	0	0	0	3	0	7	0	0	.150
	Aberdeen	1-1	5.40	2	0	0	0	0	0	5	2	3	3	1	1	0	0	4	0	0	.118
	Norfolk	1-0	1.80	4	0	0	1	0	0	10	4	2	2	1	0	1	0	14	1	0	.121
	BALTIMORE	0-0	13.50	2	0	0	1	0	0	3.1	5	5	5	2	0	1	0	3	0	0	.357
2017	Norfolk	0-0	18.00	2	0	0	0	0	0	4	10	8	8	3	0	1	0	6	0	0	.476
	Mobile	0-1	2.00	3	3	0	0	0	0	9	9	2	2	2	0	1	0	7	1	1	.257
	Salt Lake	2-3	4.28	6	5	0	0	0	0	27.1	26	16	13	2	1	8	0	24	1	0	.248
	LAA	10-3	3.64	21	20	0	0	0	0	121	115	52	49	19	4	30	0	73	4	0	.252
MAJOR TOTALS		10-3	3.91	23	20	0	1	0	0	124.1	120	57	54	21	4	31	0	76	4	0	.255
MINOR TOTALS		33-47	4.74	152	125	3	3	0	1	693.2	675	406	365	60	44	311	0	626	49	5	.255

2017 SEASON

- ◆ Entered season ranked by *Baseball America* as #21 prospect in **Orioles** organization.
- ◆ Made first two appearances (both in relief) for Triple-A **Norfolk** and allowed eight earned runs in four innings.
- ◆ Acquired by **Angels** Apr. 17 from Baltimore in exchange for cash considerations or a PTBNL.
- ◆ Pitched in two games with Double-A **Mobile**, before being promoted to Triple-A **Salt Lake** May 9.
- ◆ Earned win in Angels debut (first start of career), May 30 vs. Atlanta (6 IP, 6 H, 3 ER, 1 BB, 4 SO).
- ◆ Led American League rookies with 10 wins.
- ◆ Angels went 17-3 in his starts, marking best team record in a rookie's starts since 1944 St. Louis Cardinals went 18-3 in Ted Wilks' starts.
- ◆ Angels were 9-0 in his road starts...Nine straight road wins to begin a career are tied with Brooklyn Dodgers' Clem Labine for second longest streak all-time...Only player with a longer streak is Hall of Famer Whitey Ford; Yankees won each of his first 13 road starts from 1950-53.
- ◆ Did not allow an opposing baserunner to steal a base...Streak of 20 consecutive starts without a stolen base allowed sets Club record to start an Angels career (previous was Tommy John - 18 starts in 1982-83).
- ◆ From start of July through Aug. 25, went 5-1 with a 2.38 ERA (56.2 IP - 15 ER) across nine starts with 38 strikeouts and 11 walks...His ERA ranked fourth in the American League in that span...In four July starts, went 3-0 with a 1.69 ERA (26.2 IP - 5 ER)...Became third Angels rookie to finish July with an ERA below 1.75 (min. 25 IP), joining Bob Lee (0.76 ERA in 1964) and Jered Weaver (1.65 ERA in 2006).

STREAKING ON THE ROAD

Consecutive team wins in road starts to begin career

PLAYER	TEAM	GAMES	SEASONS
Whitey Ford	New York (A.L.)	13	1950-53
Parker Bridwell	Angels	9	2017-
Clem Labine	Brooklyn	9	1951-53



MAJOR LEAGUE SUMMARY

2016

- ◆ Made Major League debut with **Orioles** on Aug. 21 vs. Houston, tossing two innings, allowing a solo homer to Jake Marisnick with two strikeouts.
- ◆ Pitched in two games for Baltimore, surrendering five runs on five hits, two home runs, with one walk and three strikeouts across 3.1 innings.
- ◆ Went a combined 5-2, with a 3.87 ERA (76.2 IP - 33 ER) with 63 strikeouts and 32 walks in 27 games (seven starts) across four minor league levels of the Baltimore system.
- ◆ Began year with Double-A **Bowie**, making seven starts and one relief appearance...Went 1-1 with a 5.13 ERA (40.1 IP - 23 ER) before being placed on disabled list on May 26.
- ◆ Made three rehab starts for **GCL Orioles** and two with Short-Season A **Aberdeen**...Went 3-1 with a 2.45 ERA (11 IP - 3 ER) during rehab assignment...Reinstated from DL on July 14 and returned to Bowie.
- ◆ Transferred to Triple-A **Norfolk** on Aug. 15 and finished season with Tides...In four games, went 1-0 with a 1.80 ERA (10 IP - 2 ER) with one walk and 14 strikeouts.

NOTABLE MINOR LEAGUE AWARDS AND HONORS

- ◆ **2014** Carolina League Pitcher of the Week (May 19).
- ◆ **2013** South Atlantic League Pitcher of the Week (Aug. 19).

CAREER TRANSACTIONS

- ◆ June 8, 2010...Selected by **Baltimore Orioles** in ninth round of First-Year Player Draft (signed Aug. 6, 2010).
- ◆ Apr. 17, 2017...Traded by **Baltimore Orioles** to **Angels** for cash considerations or a player to be named later.

PERSONAL

- ◆ Parker Alan Bridwell...On Twitter: @PBrid91
- ◆ Attended Hereford HS (TX).
- ◆ Originally signed by Orioles scout Ernie Jacobs.
- ◆ Participated in Arizona Fall League in 2014 & 2016...Selected to Rising Stars Game in 2014.

CAREER FIELDING

POS	PCT	G	PO	A	E	TC	DP
P	.875	23	9	5	2	16	0



BRIDWELL'S CAREER HIGHS

	SEASON		GAME
Wins	10 — 2017	SO	8 — 7/16/17 vs. TB
Losses	3 — 2017	IP	7.1 — 7/28/17 at TOR
ERA	3.64 — 2017	R & ER	7 — 8/30/17 vs. OAK
IP	121 — 2017	BB	5 — 6/20/17 at NYY
SO	73 — 2017	H	11 — 6/30/17 vs. SEA



2018 ANGELS



KOLE CALHOUN

OF

56

OPENING DAY AGE: 30

BIRTHPLACE: Tempe, AZ

MARRIED: Jennifer Nunez, Jan. 12, 2013

ACQUIRED: Selected in eighth round of 2010 First-Year Player Draft

SIGNED THRU: 2019

BORN: Oct. 14, 1987

RESIDES: Chandler, AZ

CHILDREN: Knox

MLB SERVICE: 4 years, 130 days

HEIGHT: 5-10

WEIGHT: 205

BATS: LEFT

THROWS: LEFT

CALHOUN'S LIFETIME PLAYING RECORD

Year	Club	AVG	G	AB	R	H	2B	3B	HR	RBI	SH	SF	HBP	BB	IBB	SO	SB	CS	GDP	SLG	OBP	E
2010	Orem	.292	56	202	43	59	14	4	7	42	1	2	3	39	1	45	3	1	3	.505	.411	2
2011	Inland Empire	.324	133	512	94	166	36	6	22	99	1	4	4	73	3	96	20	10	10	.547	.410	3
2012	Salt Lake	.298	105	410	79	122	30	7	14	73	0	4	5	44	0	88	12	3	9	.560	.507	3
	LAA	.174	21	23	2	4	1	0	0	1	0	0	0	2	1	6	1	0	0	.217	.240	0
2013	Salt Lake	.354	59	240	48	85	15	6	12	49	0	1	1	32	1	32	10	2	3	.617	.431	0
	LAA	.282	58	195	29	55	7	2	8	32	0	5	1	21	0	41	2	2	6	.462	.347	8
2014	LAA	.272	127	493	90	134	31	3	17	58	2	2	2	38	0	104	5	3	5	.450	.325	1
	Salt Lake (1)	.500	5	22	7	11	2	1	1	5	0	0	0	0	0	3	0	1	0	.818	.500	0
2015	LAA	.256	159	630	78	161	23	2	26	83	2	4	5	45	1	164	4	1	6	.422	.308	4
2016	LAA	.271	157	594	91	161	35	5	18	75	0	5	6	67	0	118	2	3	10	.438	.348	5
2017	LAA	.244	155	569	77	139	23	2	19	71	0	6	8	71	4	134	5	1	10	.392	.333	4
MAJOR TOTALS		.261	677	2504	367	654	120	14	88	320	4	22	22	244	6	567	19	10	37	.426	.330	22
MINOR TOTALS		.317	353	1364	264	432	95	23	55	263	2	11	13	188	5	261	45	16	25	.541	.402	8

(1) rehab assignment

Disabling Injuries: 2014 — Right sprained ankle; disabled Apr. 16-May 21

2017 SEASON

- ◆ In sixth big league season, all with the **Angels**, appeared in at least 155 games for the third consecutive year...The 155 games ranked second on the Club behind only Andrelton Simmons' 158 G.
- ◆ Drew a career-high 71 walks while 19 home runs marked the second most of career...Connected for 12 home runs in the first half, most of career before the All-Star break.
- ◆ Registered a .988 fielding percentage, good for second in the American League by a right fielder...10 assists as a right fielder were tied for second in the Majors.

CAREER SUMMARY

- ◆ Won first career Gold Glove following 2015 season after posting a .989 fielding percentage with 11 assists... Committed just four errors in a league-leading 357 total chances.
- ◆ 87 home runs as a right fielder rank third in franchise history trailing Tim Salmon (249 HR) and Vladimir Guerrero (125 HR) while 656 games in right field rank second in franchise history.
- ◆ First home grown Halo right fielder with four straight campaigns of 15 home runs since Tim Salmon (1999-03).
- ◆ Is one of three Angels right fielder all-time with four seasons of 20 doubles and 15 home runs...One of three right fielders to post 20 2B/15 HR in each of last four seasons: Jay Bruce and Jose Bautista.

GOLD STANDARD

In 2015, Kole Calhoun became the eighth Halo outfielder to win a Rawlings Gold Glove Award and first since Torii Hunter in 2009.

MAJOR LEAGUE SUMMARY

2016

- ◆ Set new career highs in doubles (35), triples (5), runs (91), walks (67) and OBP (.348) in fourth season (third full) with the **Angels**...Tied a career best in hits (161, also in 2015).
- ◆ Is just the second Angels right fielder all-time to tally 35 doubles, five triples and 15 home runs in a single season: Garret Anderson in 1998.
- ◆ 91 runs scored were the most by a Halo right fielder since Bobby Abreu (96 R) in 2009.
- ◆ Signed three-year contract extension with Angels Jan. 18, 2017.



2018 ANGELS



2015

- ◆ Established new career highs in home runs (26), RBI (83) and walks (45) in second full season with the **Angels**.
- ◆ 26 home runs were the most by a Halos right fielder since Vladimir Guerrero in 2008 (27)...Homered off Zack Greinke Sept. 7 and off Clayton Kershaw Sept. 8...Was the only Major Leaguer to homer off both pitchers in regular season.
- ◆ 159 games tied a franchise mark for games by a right fielder, set by Devon White in 1987.
- ◆ Registered 11 assists, which tied for seventh in the A.L. and tied for fourth by a Major League right fielder...Was the first Angel to tally 10 or more outfield assists since Torii Hunter in 2012 (14).
- ◆ Recipient of the Rawlings Gold Glove Award (for more info, see Career Summary section)...Led American League right fielders in defensive runs saved (6) and ultimate zone rating (13.8).

2014

- ◆ In first full season with **Angels**, spent a majority of season batting leadoff for Halos, posting a .281 (126/448) clip in the role with 17 home runs, 86 runs scored and 58 RBI... Became third player (fourth occurrence) in franchise history to log 30 doubles and 15 home runs in a single season batting leadoff: Brian Downing in 1982 and Darin Erstad in 1998 and 2000.
- ◆ Was ninth Angels leadoff batter (12th occurrence) to score 85 or more runs in a season (last, Mike Trout in 2012).
- ◆ Made just one error in 123 starts in right field, establishing a new club record for fewest errors as a right fielder while his .996 fielding percentage was also a new club record by a right fielder (min. 100 GS)...Named a finalist for a Rawlings Gold Glove Award at the right field position.
- ◆ Made his first career Opening Day roster, becoming Club's first home grown Opening Day right fielder since Tim Salmon in 2003.

KOLE PRODUCTION

Despite missing 31 games in 2014, Calhoun finished season in Top 10 of several offensive categories by A.L. leadoff batters including, hits (126, 4th), runs (86, 2nd), home runs (17, T1st), RBI (58, 1st), average (.281, 6th), slugging (.471, 1st) and OBP (.336, 8th).



2013

- ◆ Appeared in 58 games with **Angels**...Made season debut July 28 at Oakland after spending majority of season with Triple-A **Salt Lake**.
- ◆ Logged first career home run Aug. 2...After call-up, led A.L. rookies in RBI and was tied for first in home runs.
- ◆ Had a streak of eight straight games with an RBI from Aug. 24-Sept. 2, second longest such streak by an Angels rookie in franchise history (Wally Joyner, 10 games, July 4-13, 1986).
- ◆ According to ELIAS, his 11 straight road games with an RBI (Aug. 24-Sept. 12) were longest single-season road RBI streak since Ryan Howard in 2006...Was also first Major League rookie with an RBI in 11 straight road contests since Halos' Wally Joyner in 1986 (13 straight)...Was first American League player with an RBI in 15 of 16 road starts since Gee Walker in 1937.

2012

- ◆ Made his Major League debut with **Angels** in right field May 22 at Oakland as a 9th-inning defensive replacement for Mark Trumbo...Doubled off Oakland's Jarrod Parker May 23 for first M.L. hit...The game also marked first big league start (RF)...Initially had contract purchased May 21.
- ◆ Received Club's 2012 Fred Haney award, given annually to top rookie in Angels' Spring Training...Hit .354 with seven doubles, one triple and six RBI during spring.

POSTSEASON EXPERIENCE

- ◆ Made postseason debut with **Angels** in 2014...Hit .333 (5/15) with a run scored in three ALDS games vs. Royals... Tallied a hit in all three contests...Five hits were tied for team lead with Erick Aybar...Scored lone Angel run in Game 2 at Angel Stadium.

DIVISION SERIES TOTALS

Year	Club	Opp	AVG	G	AB	R	H	2B	3B	HR	RBI	SH	SF	HBP	BB	IBB	SO	SB	CS	GDP	SLG	OBP	E
2014	LAA	KC	.333	3	15	1	5	0	0	0	0	0	0	0	0	0	1	0	0	0	.333	.333	0

NOTABLE MINOR LEAGUE AWARDS AND HONORS

- ◆ **2012** PCL Mid-Season All-Star...MiLB.com Organizational All-Star.
- ◆ **2011** California League Post-Season All-Star...Angels' Kenny Myers Minor League Player of the Year... MiLB.com Organizational All-Star.



2018 ANGELS



CAREER TRANSACTIONS

- ◆ June 8, 2010....Selected by the **Angels** in the eighth round of the First Year Player Draft.
- ◆ Jan. 18, 2017...Signed three-year contract extension with **Angels**.

PERSONAL/MISC

- ◆ Kole Alan Calhoun...On Twitter @KoleCalhoun
- ◆ He and wife Jennifer welcomed their first child, a son (Knox Pike Calhoun), Sept. 19, 2016.
- ◆ Active participant in the Angels Baseball Foundation's visits to Children's Hospital of Orange County.
- ◆ Attended Buckeye HS (AZ)...Played collegiate baseball at Arizona State University after transferring from Yavapai Junior College.
- ◆ Father, Gregg, at one point left playing baseball to ride bulls.
- ◆ Originally signed by Angels scout John Gracio.

MISCELLANEOUS STATS

TWO-HR GAMES (3)

June 1, 2017 vs. MIN

Sept. 3, 2016 at SEA

July 18, 2015 vs. BOS

CAREER LEADOFF HOME RUNS (7)

Apr. 11, 2015 vs. KC

Sept. 9, 2014 at TEX

Aug. 6, 2013 vs. TEX

Aug. 29, 2015 at CLE

June 29, 2014 at KC

Sept. 8, 2015 vs. LAD

June 6, 2014 vs. CWS

CAREER WALK-OFF HITS / RBI (1)

Apr. 25, 2017 vs. OAK (RBI-single; 11th inn.)

CAREER FIELDING

POS	PCT	G	PO	A	E	TC	DP
1B	.964	9	49	4	2	55	3
OF	.985	658	1311	43	20	1374	7

CALHOUN'S CAREER HIGHS

	SEASON		GAME
AVG	.272 — 2014	H	4 — 4 times; last, 4/21/15 vs. OAK
R	91 — 2016	R	4 — twice; last, 9/5/14 at MIN
H	161 — 2016 & 2015	HR	2 — 3 times; last, 6/1/17 vs. MIN
2B	35 — 2016	2B	2 — 5 times; last, 8/22/17 vs. TEX
HR	26 — 2015	RBI	4 — 4 times; last, 7/26/16 at KC
RBI	83 — 2015	SB	2 — 6/26/17 at LAD
SB	5 — 2017 & 2014	Hit Streak	11 — June 29-July 15, 2016





2018 ANGELS



VICENTE CAMPOS

RHP

81

OPENING DAY AGE: 25
BIRTHPLACE: La Guaira, VZ
ACQUIRED: Claimed off waivers from Arizona, Nov. 4, 2016
SIGNED THRU: 2018

BORN: July 27, 1992
RESIDES: La Sabana, VZ
MLB SERVICE: 29 days

HEIGHT: 6-3
WEIGHT: 230
BATS: RIGHT
THROWS: RIGHT

NON-ROSTER INVITEE

CAMPOS' LIFETIME PITCHING RECORD

Year	Club	W-L	ERA	G	GS	CG	GF	SHO	SV	IP	H	R	ER	HR	HB	BB	IBB	SO	WP	BK	BAA
2009	Mariners (VSL)	1-3	5.73	13	4	0	5	0	1	33	38	23	21	3	3	16	0	23	10	2	.297
2010	Mariners (VSL)★	8-2	3.16	13	12	1	0	1	0	57	49	22	20	0	3	19	0	59	9	3	.231
2011	Everett	5-5	★2.32	14	14	0	0	0	0	81.1	66	34	21	4	4	13	0	★85	4	2	.214
2012	Charleston	3-0	4.01	5	5	0	0	0	0	24.2	20	12	11	2	1	8	0	26	2	0	.213
2013	Charleston	4-2	3.41	26	19	0	5	0	2	87	82	37	33	5	3	16	0	77	4	1	.249
2014										INJURED — DID NOT PLAY											
2015	Yankees 1 (GCL)	0-1	5.79	1	1	0	0	0	0	4.2	8	3	3	1	0	0	0	5	1	0	.364
	Yankees 2 (GCL)	0-0	0.00	1	1	0	0	0	0	5	2	0	0	0	0	0	0	9	0	0	.118
	Tampa	3-7	7.05	11	11	0	0	0	0	44.2	54	36	35	5	1	10	0	31	3	1	.297
2016	Tampa	4-2	3.49	10	10	0	0	0	0	59.1	50	24	23	3	4	23	0	56	3	5	.235
	Trenton	5-1	3.02	9	9	1	0	1	0	56.2	45	19	19	1	2	14	0	48	2	0	.220
	Scranton/WB	0-0	1.80	1	1	0	0	0	0	5	8	1	1	0	0	1	0	1	0	0	.400
	Mobile	1-2	3.60	4	4	0	0	0	0	20	22	9	8	0	2	5	0	15	2	0	.289
	ARIZONA	0-0	3.18	1	0	0	0	0	0	5.2	4	3	2	2	0	2	0	4	0	0	.182
	Reno	0-0	0.00	1	1	0	0	0	0	1.2	0	0	0	0	0	0	0	0	0	0	.000
2017	Inland Empire	0-1	16.20	1	1	0	0	0	0	1.2	3	3	3	2	0	3	0	3	0	0	.429
	Salt Lake	0-2	8.27	6	5	0	0	0	0	16.1	23	16	15	2	2	12	0	9	0	0	.354
	Angels (AZL)	0-0	5.40	4	3	0	0	0	0	5	6	4	3	0	0	2	0	7	1	0	.286
MAJOR TOTALS		0-0	3.18	1	0	0	0	0	0	5.2	4	3	2	2	0	2	0	4	0	0	.182
MINOR TOTALS		34-28	3.86	120	101	2	10	2	3	503	476	243	216	28	25	142	0	454	41	14	.250

★ led or tied for league lead

- ◆ Jose Vicente Campos.
- ◆ Opened 2017 on Angels disabled list with right elbow median nerve irritation...Made six appearances between Adv.-A Inland Empire and Triple-A Salt Lake before being placed on Bees' disabled list from May 25-Sept. 3.
- ◆ Made Major League debut with Diamondbacks Aug. 27, 2016 vs. Cincinnati...Tossed 5.2 innings in relief and allowed three runs (two earned)...Marked longest relief outing in a big league debut since Detroit's Kyle Lobstein (5.2 IP) Aug. 23, 2014 at Minnesota (Game 2)...Outing was also fourth-longest relief appearance in Diamondbacks history.
- ◆ Missed entire 2014 season after undergoing Tommy John surgery on Apr. 25, 2014, performed by Yankees Head Team Physician Dr. Christopher Ahmad at New York-Presbyterian Hospital.
- ◆ Cousin Alcides Escobar played last 10 seasons for Kansas City Royals...Cousin Kelvim Escobar played 12 Major League seasons including five with Angels from 2004-09...Cousin Jose Escobar played in 10 games for Cleveland in 1991.
- ◆ In 2011 was named Northwest League Post-Season All-Star and *Baseball America* Short-Season All-Star.
- ◆ Named 2010 Mariners Venezuelan Summer League Pitcher of the Year...Venezuelan Summer League All-Star.
- ◆ With Everett, took perfect game into eighth inning on Aug. 13, 2011 vs. Tri-City...Named MiLB.com Short-Season Best Single-Game Performance and was Northwest League Pitcher of the Week.
- ◆ Played for Cardenales de Lara in Venezuelan Winter League from 2010-13.
- ◆ Originally signed by Mariners scouts Emilio Carrasquel and Patrick Guerrero.



2018 ANGELS



CHRIS CARTER

INF

31

OPENING DAY AGE: 31
BIRTHPLACE: Redwood City, CA
ACQUIRED: Signed as minor league free agent, Feb. 18, 2017
SIGNED THRU: 2018

BORN: Dec. 18, 1986
RESIDES: Las Vegas, NV
MLB SERVICE: 5 years, 87 days

HEIGHT: 6-4
WEIGHT: 245
BATS: RIGHT
THROWS: RIGHT

NON-ROSTER INVITEE

CARTER'S LIFETIME PLAYING RECORD

Year	Club	AVG	G	AB	R	H	2B	3B	HR	RBI	SH	SF	HBP	BB	IBB	SO	SB	CS	GDP	SLG	OBP	E
2005	— Bristol	.283	65	233	33	66	17	0	10	37	2	2	8	17	0	64	2	1	4	.485	.350	16
2006	— Kannapolis	.130	13	46	4	6	3	0	1	5	0	0	1	5	0	17	0	0	1	.261	.231	4
	— Great Falls	.299	69	251	37	75	21	1	15	59	0	1	8	34	5	70	4	3	5.720	.398	16	
2007	— Kannapolis	.291	126	467	84	136	27	3	25	93	0	5	6	67	3	112	3	2	6	.522	.383	11
2008	— Stockton	.259	137	506	101	131	32	4	39	104	0	6	7	77	2	156	4	0	7	.569	.361	25
2009	— Midland	.337	125	490	108	165	41	2	24	101	0	10	11	82	2	119	13	5	11	.576	.435	7
	— Sacramento	.259	13	54	7	14	2	0	4	14	0	1	0	3	0	14	0	1	1	.519	.293	1
2010	— Sacramento	.258	125	465	92	120	29	2	31	94	0	5	8	73	1	138	1	1	8	.529	.365	12
	— OAKLAND	.186	24	70	8	13	1	0	3	7	0	1	0	7	0	21	1	0	3	.329	.256	2
2011	— Sacramento	.274	75	296	55	81	18	2	18	72	0	3	3	42	0	85	5	1	9	.530	.366	3
	— Stockton	.333	6	24	3	8	0	0	3	7	0	0	0	4	0	8	0	0	0	.708	.429	1
	— OAKLAND	.136	15	44	2	6	0	0	0	0	0	0	2	0	20	0	0	1	.136	.174	1	
2012	— Sacramento	.279	72	276	48	77	19	1	12	53	0	6	4	38	0	74	5	1	11	.486	.367	4
	— OAKLAND	.239	67	218	38	52	12	0	16	39	0	3	0	39	1	83	0	0	4	.514	.350	6
2013	— HOUSTON	.223	148	506	64	113	24	2	29	82	0	5	4	70	1	212	2	0	8	.451	.320	5
2014	— HOUSTON	.227	145	507	68	115	21	1	37	88	0	4	5	56	6	182	5	2	12	.491	.308	3
2015	— HOUSTON	.199	129	391	50	78	17	0	24	64	0	5	6	57	1	151	1	2	5	.427	.307	8
2016	— MILWAUKEE	.222	160	549	84	122	27	1	41	94	0	10	9	76	1	206	3	1	18	.499	.321	11
2017	— NEW YORK (AL)	.201	62	184	20	37	5	1	8	26	0	2	2	20	0	76	0	0	5	.370	.284	4
	— Nashville	.252	36	131	21	33	5	1	9	22	0	1	3	19	0	49	0	0	4	.511	.357	3
MAJOR TOTALS		.217	750	2469	334	536	107	5	158	400	0	30	26	327	10	951	12	5	56	.456	.312	40
MINOR TOTALS		.282	862	3239	593	912	214	16	191	661	2	40	59	461	13	906	37	16	65	.534	.377	103

* led or tied for league lead

- ◆ Vernon Christopher Carter.
- ◆ Has been on a Major League Opening Day roster for the last five consecutive years.
- ◆ In 2016, set career-highs in hits (122), doubles (27), home runs (41), RBI (94), runs scored (84), walks (76), extra-base hits (69) and games played (160)...Led Brewers in home runs, RBI and extra base-hits.
- ◆ Along with Colorado's Nolan Arenado, led National League in home runs in 2016...Also finished ninth in Major Leagues in XBH and 10th in walks.
- ◆ Matched career best with a 12-game hitting streak in 2015 (May 23-June 4)...During streak batted .375 with six runs, three doubles, three HR, nine RBI and seven walks...First 12-game hit streak was in 2014 (Aug. 31-Sept.14).
- ◆ Hit his 100th career Major League home run in a win vs. the Royals (July 1, 2015).
- ◆ Made postseason debut in A.L. Wild Card win over the Yankees in 2015...Started at 1B in all six of Houston's playoff games...Batted .294 (5-for-17) with three runs, one double, one home run, and one RBI...In ALDS Game 3 win vs. the Royals, finished 3-for-3 with two runs, one double and first career postseason home run.
- ◆ In 2014 finished tied in second in the Majors in home runs (Nelson Cruz, 40; Giancarlo Stanton, 37)...37 home runs was the highest total by an Astro since Lance Berkman (45) in 2006.
- ◆ Traveled to Japan as part of the Japan All-Star Series following 2014 season.
- ◆ Made his first career Opening Day roster with Houston (2013).
- ◆ In 2012 with Oakland, ranked third among A.L. rookies in home runs and fifth in RBI, runs scored and XBH (28).
- ◆ 2010 made his Major League debut with the Athletics (Aug. 9) ... Earned first ML hit on Sept. 20 versus the White Sox.
- ◆ Named TOPPS Texas League Player of the Year for 2009, as well as TOPPS Double-A All-Star...Tabbed MiLB.com's "Best Hitter of the Year" and "Best Double-A Hitter of the Year."
- ◆ Following 2009 season was ranked as the top prospect in the A's organization by *Baseball America* and #28 overall.
- ◆ Named the 2008 Minor League Player of the Year by *Baseball America*.
- ◆ Drafted by the Chicago White Sox in the 15th round of the 2005 MLB June Amateur Draft...Signed by George Kachigian.
- ◆ Graduated from Sierra Vista High School (NV) in 2005.



2018 ANGELS



JESUS CASTILLO

RHP

71

OPENING DAY AGE: 22
BIRTHPLACE: San Felix, VZ
ACQUIRED: From Cubs for RHP Joe Smith, Aug. 1, 2016
SIGNED THRU: 2018

BORN: Apr. 27, 1995
RESIDES: Valencia, VZ

HEIGHT: 6-2
WEIGHT: 165
BATS: RIGHT
THROWS: RIGHT

CASTILLO'S LIFETIME PITCHING RECORD

Year	Club	W-L	ERA	G	GS	CG	GF	SHO	SV	IP	H	R	ER	HR	HB	BB	IBB	SO	WP	BK	BAA
2012	— D-backs (DSL)	2-4	5.40	14	8	0	0	0	0	46.2	57	31	28	3	2	17	0	41	7	0	.311
2013	— Cubs (VSL)	0-2	4.26	5	4	0	0	0	0	19	20	13	9	0	0	3	0	14	5	1	.267
2014	— Cubs (AZL)	1-0	2.67	11	4	0	0	0	0	30.1	28	12	9	0	1	16	0	23	7	0	.252
2015	— Cubs (AZL)	1-2	4.58	11	0	0	5	0	0	19.2	26	12	10	1	1	9	0	17	2	0	.306
2016	— Eugene	2-3	3.27	7	7	0	0	0	0	33	28	12	12	3	2	11	0	38	1	2	.224
	— Burlington	3-2	2.43	6	6	0	0	0	0	29.2	33	11	8	1	0	7	0	23	1	0	.295
2017	— Burlington	1-1	2.37	4	4	0	0	0	0	19	13	5	5	1	1	2	0	22	1	0	.191
	— Inland Empire	8-3	3.62	16	15	0	1	0	0	82	86	45	33	13	5	18	1	74	2	0	.270
	— Mobile	0-2	3.04	5	5	0	0	0	0	23.2	27	14	8	2	3	6	0	22	0	0	.287
MINOR TOTALS		18-19	3.62	79	53	0	6	0	0	303	318	155	122	24	15	89	1	274	26	3	.272

2017 SEASON

- ◆ Began season with Class-A **Burlington**, making four starts for Bees before promotion to Adv.-A **Inland Empire**, Apr. 29.
- ◆ During stint with 66ers, ranked tied for second in California League in wins (8), sixth in ERA (3.62), 10th in batting average against (.270) and 11th in strikeouts (74) and innings pitched (82).
- ◆ From June 13-July 31, went 6-1 with a 3.22 ERA (44.2 IP - 16 ER) with 43 strikeouts and eight walks across eight starts for 66ers.
- ◆ Earned win in only relief appearance of season, July 4 vs. Stockton (5 IP, 6 H, 1 ER, 1 BB, 4 SO).
- ◆ Promoted to Double-A **Mobile**, Aug. 3 and finished regular season with BayBears...Allowed two-or-fewer earned runs in four of five starts.

NOTABLE MINOR LEAGUE AWARDS AND HONORS

- ◆ **2017** Angels Organizational Pitcher of the Month (April & July).
- ◆ **2016** Northwest League Mid-Season All-Star.

CAREER TRANSACTIONS

- ◆ Aug. 27, 2011...Signed by **Diamondbacks** as international free agent.
- ◆ Feb. 18, 2013...Traded by **Diamondbacks** to **Cubs** with RHP Erick Leal for OF Tony Campana.
- ◆ Aug. 1, 2016...Traded by **Cubs** to **Angels** for RHP Joe Smith.

PERSONAL/MISC

- ◆ Jesus Ronaldo (Rojas) Castillo.
- ◆ Originally signed by Diamondbacks scout Marlon Urdaneta.
- ◆ Named by *Baseball America* as Angels #23 prospect in Spring of 2017.

CASTILLO



2018 ANGELS



KALEB COWART

INF

22

OPENING DAY AGE: 25

BIRTHPLACE: Adel, GA

ACQUIRED: Selected in the first round (18th overall) of the 2010 First-Year Player Draft

SIGNED THRU: 2018

BORN: June 2, 1992

RESIDES: Hahira, GA

MLB SERVICE: 170 days

HEIGHT: 6-3

WEIGHT: 225

BATS: SWITCH

THROWS: RIGHT

COWART'S LIFETIME PLAYING RECORD

Year	Club	AVG	G	AB	R	H	2B	3B	HR	RBI	SH	SF	HBP	BB	IBB	SO	SB	CS	GDP	OBP	SLG	E
2010	Angels (AZL)	.143	6	21	0	3	0	0	0	4	0	1	0	0	6	0	0	0	0	.143	.136	1
	Orem	.400	1	5	1	2	0	0	1	3	0	0	1	0	2	0	0	0	0	1.000	.500	1
2011	Orem	.283	72	283	49	80	12	3	7	40	0	6	5	25	0	81	11	4	8	.420	.345	16
2012	Cedar Rapids	.293	66	263	42	77	16	3	9	54	0	3	2	22	0	44	9	4	8	.479	.348	8
	Inland Empire	.259	69	263	48	68	15	4	7	49	1	4	2	45	0	67	5	3	3	.426	.366	8
2013	Arkansas	.221	132	498	48	110	20	1	6	42	4	3	3	38	0	124	14	5	11	.301	.279	25
2014	Arkansas	.223	126	435	48	97	18	4	6	54	2	4	3	43	2	99	26	7	12	.324	.295	23
2015	Inland Empire	.242	51	194	32	47	14	4	2	23	0	2	3	22	0	43	10	2	10	.326	.387	4
	Salt Lake	.323	62	220	35	71	13	3	6	45	0	4	0	29	2	64	2	1	3	.395	.491	9
	LAA	.174	34	46	8	8	2	0	1	4	1	0	0	5	0	19	1	1	1	.283	.255	2
2016	Salt Lake	.280	107	414	58	116	34	5	9	58	1	3	2	37	2	100	18	4	5	.340	.452	15
	LAA	.176	31	85	8	15	4	0	1	8	0	1	1	0	0	23	0	0	1	.259	.184	3
2017	Salt Lake	.311	90	367	65	114	25	1	12	57	0	2	0	44	0	73	19	5	4	.383	.482	8
	LAA	.225	50	102	18	23	5	1	3	11	2	0	3	10	1	28	4	2	4	.382	.313	2
MAJOR TOTALS		.197	115	233	34	46	11	1	5	23	3	1	4	15	1	70	5	3	6	.318	.257	7
MINOR TOTALS		.265	782	2963	426	785	167	28	65	429	8	32	20	306	6	703	114	35	64	.335	.406	116

2017 SEASON

- ◆ In third season with the **Angels**, set new career highs in games (50), hits (23), average (.225), runs (18), doubles (5), triples (1), home runs (3), RBI (11), stolen bases (4), walks (10) and OBP (.313).
- ◆ Posted a combined .984 fielding percentage at second base (30 G) and third base (24 G) at the big league level.
- ◆ In 90 games with Triple-A **Salt Lake**, hit .311 (114/367) with 25 doubles, a triple, 12 home runs and 57 RBI...One of four players in the Pacific Coast League with 25 doubles, 10 home runs and 15 steals.

MAJOR LEAGUE SUMMARY

2016

- ◆ Appeared defensively at three different positions across 31 games for the **Angels**: 21 games at third base, 15 at second base and one at first.

2015

- ◆ Had contract purchased from Triple-A Aug. 18 and made Major League debut for the **Angels** that night, starting at third base (0/3)...Collected first big league hit Aug. 22 with a 5th inning home run, becoming the 12th player in franchise history to homer for their first hit and first since Terry Evans, June 20, 2007.

NOTABLE MINOR LEAGUE AWARDS AND HONORS

- ◆ **2016** Mid-Season Pacific Coast League All-Star.
- ◆ **2015** MiLB.com organizational All-Star...Angels Minor League Player of the Month in June and July.
- ◆ **2014** Participated in the Arizona Fall League and the Rising Stars Game...Texas League Player of the Week for period ending May 5...Angels number four prospect according to *Baseball America*.
- ◆ **2013** Angels top prospect according to *Baseball America*.
- ◆ **2012** Angels Organization Player of the Year...Mid-Season Midwest League All-Star...MiLB.com organizational All-Star...Participated in the Arizona Fall League and the Rising Stars Game.

CAREER TRANSACTIONS

- ◆ June 7, 2010...Drafted by the **Angels** in the first round (18th overall) of the First Year Player Draft.

PERSONAL/MISC

- ◆ Kaleb Bryant Cowart...On Twitter @KalebCowart



2018 ANGELS



- ◆ Attended Cook High School in Adel, GA...Won the Gatorade High School Baseball Player of the Year Award in 2010 after batting .654 (second highest in state history at the time).
- ◆ Favorite player growing up was Chipper Jones.
- ◆ Originally signed by Angels scout Chris McAplin.

CAREER FIELDING

POS	PCT	G	PO	A	E	TC	DP
3B	.971	78	21	79	3	103	8
2B	.976	45	56	105	4	165	29
1B	1.000	1	3	0	0	3	1

COWART'S CAREER HIGHS

	SEASON		GAME
AVG	.225 — 2017	H	3 — 7/28/17 at TOR
H	23 — 2017	HR	1 — Several times; last, 8/22/17 vs. TEX
R	18 — 2017	R	2 — 4 times; last, 9/5/17 vs. OAK
BB	10 — 2017	BB	1 — Several times; last, 10/1/17 vs. SEA
2B	5 — 2017	2B	1 — Several times; last 8/3/17 vs. PHI
HR	3 — 2017	RBI	3 — Twice; last, 8/22/17 vs. TEX
RBI	11 — 2017	Hit Streak	8 — May 29-Aug. 28, 2016





2018 ANGELS



ZACK COZART

INF

7

OPENING DAY AGE: 32

BIRTHPLACE: Memphis, TN

MARRIED: Chelsea Bell

ACQUIRED: Signed as MLB free agent, Dec. 15, 2017

SIGNED THRU: 2020

BORN: Aug. 12, 1985

RESIDES: Brentwood, TN

CHILDREN: Cooper

MLB SERVICE: 6 years, 84 days

HEIGHT: 6-0

WEIGHT: 205

BATS: RIGHT

THROWS: RIGHT

COZART'S LIFETIME PLAYING RECORD

Year	Club	AVG	G	AB	R	H	2B	3B	HR	RBI	SH	SF	HBP	BB	IBB	SO	SB	CS	GDP	SLG	OBP	E
2007	Dayton	.239	53	184	28	44	7	2	2	18	3	1	2	11	0	36	3	1	3	.332	.288	9
2008	Dayton	.280	109	418	57	117	20	6	14	49	6	6	10	24	0	77	3	3	6	.457	.330	10
2009	Carolina	.262	131	462	72	121	29	2	10	59	2	4	10	63	2	87	10	2	8	.398	.360	23
2010	Louisville	.255	136	553★	91★	141	30	4	17	67	6	5	6	40	0	107	30	4	15	.416	.310	15
2011	Louisville	.310	77	323	57	100	26	2	7	32	0	2	2	23	2	51	9	2	4	.467	.357	11
	CINCINNATI	.324	11	37	6	12	0	0	2	3	1	0	0	0	0	6	0	0	2	.486	.324	0
2012	CINCINNATI	.246	138	561	72	138	33	4	15	35	2	3	3	31	0	113	4	0	11	.399	.288	14
2013	CINCINNATI	.254	151	567	74	144	30	3	12	63	13★	10★	2	26	2	102	0	0	18	.381	.284	14
2014	CINCINNATI	.221	147	506	48	112	18	5	4	38	5	0	7	25	3	79	7	0	13	.300	.268	10
2015	CINCINNATI	.258	53	194	28	50	10	1	9	28	1	3	2	14	1	29	3	3	4	.459	.310	3
2016	CINCINNATI	.252	121	464	67	117	28	2	16	50	1	4	2	37	3	84	4	1	9	.425	.308	10
2017	CINCINNATI	.297	122	438	80	130	24	7	24	63	0	4	3	62	0	78	3	0	5	.548	.385	11
	MAJOR TOTALS	.254	743	2767	375	703	143	22	82	280	23	24	19	195	9	491	21	4	62	.411	.305	62
	MINOR TOTALS	.270	506	1940	305	523	112	16	50	225	17	18	30	161	4	358	55	12	36	.421	.332	68

★ led or tied for league lead

Disabling Injuries: 2017 — Strained right quad; disabled June 18-29 & July 29-Aug. 5

2016 — Right knee inflammation; disabled Sept. 26 - remainder of season

2015 — Torn anterior cruciate ligament (ACL), lateral collateral ligaments (LCL) and biceps tendon in right knee; disabled June 11 - remainder of season

2011 — Torn ulnar collateral ligament (UCL) in left elbow; disabled July 24 - remainder of season

2017 SEASON

- ◆ Despite a lingering right quad injury (limited to 122 games with two DL stints), established career highs in runs (80), triples (7), HR (24), total bases (240), batting average (.297), on-base percentage (.385), slugging percentage (.548) and OPS (.933)...Tied his career high in RBI (63 - also 2013).
- ◆ Joined Barry Larkin as only **Reds'** shortstops to hit at least 24 HR in a season.
- ◆ National League All-Star for first time - just third **Reds** shortstop to start All-Star Game (also Barry Larkin & Dave Concepcion), first since Larkin made 2000 ASG...Led off third inning with single off NYY's Dellin Betances.
- ◆ Led N.L. shortstops in triples, HR, batting average, on-base percentage, slugging percentage and OPS...Ranked among overall NL leaders in hitting (16th), on-base percentage (11th), slugging percentage (10th), triples (T5th), home batting average (.327, 9th), average vs LHP (.337, 6th) and hardest to GDP (87.6 AB, 10th).
- ◆ His 5.0 WAR (FanGraphs) ranked 18th among all MLB position players and third among MLB shortstops (Francisco Lindor 5.9 & Corey Seager 5.7).
- ◆ After going 1-for-4 on Opening Day, his average didn't drop below .300 again until Sept. 21 (.299).
- ◆ From May 2-June 10, reached base safely in 32 consecutive games (.339/.423/.606)...Was longest on-base streak of career...Was longest by a **Reds** shortstop since Dave Concepcion's 36-game on-base streak in 1978.
- ◆ Led Club with two 4-hit games (5/27 at PHI, 7/19 vs. ARI)...Produced three 2-homer games and homered in a career-high tying three consecutive games (Aug. 10-12).
- ◆ For second straight season opened with a 10-game hitting streak.

CAREER SUMMARY

- ◆ His 82 career home runs rank third in **Reds** history by shortstop (Larkin 198, Dave Concepcion 101)...His eight career leadoff home runs rank fourth in **Reds'** history behind Pete Rose, Kal Daniels and Barry Larkin.
- ◆ Two-time finalist for Rawlings Gold Glove Award (2014 & 2012)...On May 17, 2017 became just third visiting player to homer in five consecutive games at Wrigley Field - no player has done so in six straight games...In 2012, named to *Baseball America's* All-Rookie team...Holds modern franchise record for HR by a rookie shortstop (15 in 2012)...Became just fourth shortstop in team history to log at least 30 doubles and 15 HR in a season...2011 International League All-Star and *Baseball America* Class Triple-A All-Star...Received 2010 Mary E. Barney Award as Louisville's Most Valuable Player and was a *Baseball America* Triple-A All-Star...2009 Southern League All-Star...2008 Midwest League All-Star and a *Baseball America* Single-A All-Star.



2018 ANGELS



MAJOR LEAGUE SUMMARY

2016

- ◆ 2016 marked his fifth full season with **Reds** 2016 winner of Heart & Hustle Award given annually by MLB Players Alumni Association to 30 players who 'demonstrate a passion for and best embody the values, spirit and tradition of the game.'
- ◆ Missed last 21 games with patellar tendinitis in right knee...Placed on 15-day DL Sept. 26 (retro to 9/16).
- ◆ His 16 HR established a career high (surpassed in 2017 with 24 HR)...Hit four leadoff HR.
- ◆ Began season with a 10-game hitting streak, snapped on Apr. 21 by Jake Arrieta's no-hitter.
- ◆ Produced 100th career double (May 5 vs. MIL)...Doubled off Clayton Kershaw (May 23 at LAD) on first pitch of game for 500th career hit (1,999th at bat).
- ◆ Homered in three consecutive games (July 4-6) for first time in career.
- ◆ While recovering from reconstructive right knee surgery (June 15, 2015), didn't make his first Spring Training appearance until Mar. 11 vs. Oakland.

2015

- ◆ Missed most of season with **Reds** due to a right knee injury...In his 500th career appearance on June 10th vs. Philadelphia, while running out a ground ball, suffered tears of anterior cruciate and lateral collateral ligaments and biceps tendon in his right knee...Had season-ending reconstructive surgery June 15.
- ◆ At time of injury, among N.L. shortstops, ranked ninth in hitting (.258), T2nd in HR (9), fourth in RBI (28), seventh in on-base percentage (.310) and fourth in slugging (.459).
- ◆ From May 5-12, missed five starts because of a bruised left wrist and bruised right index finger...Suffered both injuries on May 3 at Atlanta on a Julio Teheran hit by pitch (wrist) and a bad hop (finger)...While recovering from finger and wrist injuries (May 15-26), went 1-for-30...Rest of season hit .299 (49/164).

2014

- ◆ Was a finalist for Rawlings Gold Glove Award with **Reds** Led team with 143 starts at shortstop and 109 starts batting eighth in order...Committed just three errors after All-Star break.
- ◆ Finished with a career-best (min. 100 G) .984 fielding pct. in 614 total chances at shortstop.
- ◆ Recorded 11 assists June 28 at SF, most by a Reds player since 3B Chris Sabo had 11 on Apr. 7, 1988 and most by a Reds SS since Dave Concepcion had 11 on May 8, 1982.
- ◆ Limited to a career-low .221 average, .268 OBP and .300 SLG pct.

2013

- ◆ Led all N.L. position players in sacrifice bunts (13) and tied for N.L. lead in sac flies (10)...10 sac flies were most by **Reds'** batter since Eric Davis in 1989 (11).
- ◆ Hit .304 his last 31 games of season as Reds battled for Wild Card playoff berth...Made post-season for second straight season...Reds lost to Pirates in Wild Card game.
- ◆ Hit .373 during a career-high 15-game hit streak (Aug. 26-Sept. 10).
- ◆ In 15-0 win on Apr. 5 vs. Washington, teamed with Todd Frazier to become first shortstop/third base tandem in franchise history, dating back to 1869, to each produce two HR in same game.

2012

- ◆ In rookie campaign with **Reds**, joined Todd Frazier on *Baseball America's* All-Rookie team...Ranked among N.L. rookie leaders in most offensive categories, including XBH (52, 2nd), 2B (3rd), TB (224, 3rd) and HR (T4th).
- ◆ Made first playoff appearance in Division Series vs. SF and hit safely four of five games.
- ◆ Finalist for Rawlings Gold Glove Award...Among N.L. shortstops ranked second in fielding percentage (.975).
- ◆ Became first Reds rookie to start at SS on Opening Day since Frank Duffy in 1971...Became first rookie to hit safely in each of Reds' first six games of a season since 1947.
- ◆ 15 homers were most ever by a Reds rookie shortstop and most by MLB rookie shortstop since 2007 (Troy Tulowitzki, 24 HR)...One of only four Reds shortstops with at least 30 doubles and 15 HR in a season (Eddie Miller, Barry Larkin, Felipe Lopez)...33 doubles fell seven shy of Club's single-season rookie record (40, Frank McCormick 1938, Johnny Bench 1968, Chris Sabo 1988).
- ◆ Earned spot in everyday lineup during Spring Training leading Club in hits (20), doubles (7) & triples (2).

2011

- ◆ Began season with Triple-A **Louisville**...Recalled by **Reds** July 7 and made MLB debut at SS that night at Milwaukee...Singled off Chris Narveson in 4th frame for first career hit...Began MLB career with seven-game hit streak...First MLB HR came July 17 vs. St. Louis off former Ole Miss teammate Lance Lynn.
- ◆ From July 7-23 played 11 games at SS for Reds before suffering a season-ending injury to his left elbow (7/23 vs. ATL)...Had Tommy John surgery Aug. 12 to repair the torn ulnar collateral ligament in his left elbow.

POSTSEASON EXPERIENCE

- ◆ Has made two playoff appearances in career...Last playoff appearance came in **2013** N.L. Wild Card game vs. Pittsburgh (**Reds** lost 6-2)...Went 0 for 3 (1 BB)...First appearance came in **2012** Division Series with **Cincinnati** vs. San Francisco...Reds lost in five games after holding a 2-0 advantage...Hit safely in four of the five games.





2018 ANGELS



WILD CARD GAME TOTALS

Year	Club_Opp	AVG	G	AB	R	H	2B	3B	RBI	SH	SF	HBP	BB	IBB	SO	SB	CS	GDP	SLG	OBP	E
2013	CIN, PIT	.000	1	3	0	0	0	0	0	0	0	0	1	0	0	0	0	0	.000	.250	0

DIVISION SERIES TOTALS

Year	Club_Opp	AVG	G	AB	R	H	2B	3B	HR	RBI	SH	SF	HBP	BB	IBB	SO	SB	CS	GDP	SLG	OBP	E
2012	CIN, SF	.238	5	21	2	5	0	0	0	0	0	0	1	2	0	5	0	0	0	.238	.333	1

NOTABLE MINOR LEAGUE AWARDS AND HONORS

- ◆ **2011** International League and *Baseball America* Triple-A All-Star.
- ◆ **2010** *Baseball America* Triple-A All-Star...Mary E. Barney Award as Louisville's Most Valuable Player...Led International League in at bats (553) and runs (91)...Led all IL shortstops in fielding percentage (.977).
- ◆ **2009** Southern League All-Star...Organization's Minor League Player of Month for June and SL's Player of Week for June 1-7.
- ◆ **2008** Midwest League All-Star and a *Baseball America* Single-A All-Star...Voted by league managers as best defensive shortstop in MWL.

CAREER TRANSACTIONS

- ◆ June 7, 2010...Selected by **Reds** in second round of the First Year Player Draft (signed by Jerry Flowers).
- ◆ Jan. 13, 2017...Signed one-year contract with **Reds** through 2017 season, avoiding arbitration.
- ◆ Dec. 15, 2017...Signed three-year contract with **Angels** as MLB free agent (through 2020).

PERSONAL/MISC

- ◆ Zachary Warren Cozart.
- ◆ Graduated from Collierville (TN) HS...Starred in baseball, basketball and football.
- ◆ Played collegiately at University of Mississippi...Was a third-team All-American.
- ◆ Played for USA National Team at World University Championship in Havana, Cuba...Earned Gold Medal.

MISCELLANEOUS STATS

TWO-HR GAMES (5)

Sept. 15, 2017 vs. PIT
Apr. 21, 2015 at MIL

June 4, 2017 vs. ATL
Apr. 5, 2013 vs. WSH

May 30, 2017 at TOR

CAREER LEADOFF HOME RUNS (8)

July 6, 2016 at CHC
Apr. 27, 2016 at NYM
July 6, 2012 at SD

May 30, 2016 at COL
Aug. 9, 2012 at CHC
June 29, 2012 at SF

May 9, 2016 vs. PIT
Aug. 1, 2012 vs. SD

CAREER FIELDING

POS	PCT	G	PO	A	E	TC	DP
SS	.980	721	1069	1896	62	3027	395

COZART'S CAREER HIGHS

	SEASON		GAME
AVG	.297 — 2017	H	4 — 4 times; last, 7/19/17 vs. ARI
R	80 — 2017	R	3 — 10 times; last, 8/29/17 vs. NYM
H	144 — 2013	HR	2 — 5 times; last, 9/15/17 vs. PIT
2B	33 — 2017	2B	2 — 10 times; last, 5/11/17 at SF
HR	24 — 2017	RBI	5 — twice; last, 6/4/17 vs. ATL
RBI	63 — 2017 & 2013	SB	2 — 8/28/14 vs. CHC
SB	7 — 2014	Hit Streak	15 — Aug. 26-Sept. 10, 2013



2018 ANGELS



DAYAN DÍAZ

RHP

57

OPENING DAY AGE: 29

BIRTHPLACE: Cartagena, Colombia

ACQUIRED: Claimed off waivers from Houston, Sept. 4, 2017

SIGNED THRU: 2018

BORN: Feb. 10, 1989

RESIDES: Cartagena, Colombia

MLB SERVICE: 54 days

HEIGHT: 5-10

WEIGHT: 195

BATS: RIGHT

THROWS: RIGHT

DÍAZ'S LIFETIME PITCHING RECORD

Year	Club	W-L	ERA	G	GS	CG	GF	SHO	SV	IP	H	R	ER	HR	HB	BB	IBB	SO	WP	BK	BAA
2006	— Astros (VZL)	0-1	6.35	3	1	0	0	0	0	5.2	6	6	4	0	1	9	0	1	4	0	.273
2007	— Astros (VZL)	1-1	2.05	13	0	0	5	0	0	22	12	5	5	1	3	15	0	17	2	0	.162
2008	— Astros (VZL)	2-2	1.85	13	8	0	4	0	2	48.2	42	14	10	2	4	5	0	36	5	0	.233
2009										INJURED — DID NOT PLAY											
2010	— Astros (GCL)	0-1	13.50	2	0	0	1	0	1	1.1	4	2	2	0	0	2	0	1	0	0	.500
2011	— Tri-City	7-3	1.98	19	1	0	5	0	2	50	27	17	11	0	5	30	0	70	2	0	.158
2012	— Lexington	5-4	1.85	41	0	0	31	0	19	58.1	40	14	12	1	2	30	0	64	3	0	.197
2013	— Cubs (AZL)	0-0	0.00	2	1	0	0	0	0	3	1	0	0	0	0	1	0	5	0	0	.100
	Daytona	0-1	2.45	6	0	0	4	0	1	11	10	3	3	2	1	5	0	14	3	0	.227
	Tennessee	0-0	5.14	5	0	0	1	0	0	7	5	4	4	1	1	3	0	10	2	0	.192
2014	— Salem	0-1	1.34	24	0	0	22	0	6	33.2	21	8	5	1	1	14	0	40	4	2	.179
	Portland	2-1	2.76	11	0	0	5	0	1	16.1	16	5	5	0	1	7	0	16	0	0	.254
2015	— Portland	0-0	1.15	9	0	0	6	0	2	15.2	7	2	2	0	0	2	0	17	1	1	.130
	Pawtucket	2-1	1.89	28	0	0	12	0	4	57	47	16	12	3	2	28	1	49	3	0	.221
2016	— Louisville	7-1	3.05	40	1	0	13	0	1	56	52	20	19	2	0	16	1	46	1	0	.244
	CINCINNATI	0-0	9.45	6	0	0	0	0	0	6.2	10	9	7	2	0	7	0	3	0	0	.370
2017	— Fresno	4-3	4.13	35	0	0	19	0	2	48	47	22	22	3	0	18	0	52	4	0	.257
	HOUSTON	1-1	9.00	10	1	0	4	0	0	13	17	14	13	3	0	4	0	20	4	0	.315
MAJOR TOTALS		1-1	9.15	16	1	0	4	0	0	19.2	27	23	20	5	0	11	0	23	4	0	.333
MINOR TOTALS		30-20	2.41	251	12	0	128	0	41	433.2	337	138	116	16	21	185	2	438	34	3	.213

2017 SEASON

- ◆ Opened year with Triple-A **Fresno** and went 1-0 with a 1.98 ERA (13.2 IP - 3 ER) in first 10 appearances for Grizzlies.
- ◆ Made **Astros** debut May 14 at New York (A.L.) in second game of doubleheader (0.2 IP, 3 H, 3 R, 2 ER, 2 SO).
- ◆ Earned first Major League win during third stint with Houston July 1 vs. New York (A.L.).
- ◆ Optioned back to Fresno July 7 and finished regular season with Grizzlies...Designated for assignment Aug. 31.
- ◆ Claimed off waivers by **Angels** Sept. 4 and was assigned to Class-A Orem...Did not pitch for Owlz during their postseason run.

MAJOR LEAGUE SUMMARY

2016

- ◆ Pitched most of season with Triple-A **Louisville**...Received first Major League promotion May 22 after going 2-0 with a 1.88 ERA (14.1 IP - 3 ER) in first 12 appearances for Bats.
- ◆ Made Major League debut with **Reds**, May 22 vs. Seattle (1 IP, 1 H)...Became first pitcher born in Colombia in Cincinnati franchise history.
- ◆ Only outing of second stint with Reds came June 16 at Atlanta...Longest relief outing of career (2.2 IP).

NOTABLE MINOR LEAGUE AWARDS AND HONORS

- ◆ **2011** MiLB.com Organizational All-Star...*Baseball America* Short-Season All-Star...New York-Penn League Pitcher of the Month for Aug.



2018 ANGELS



CAREER TRANSACTIONS

- ◆ Oct. 6, 2005...Signed by **Astros** as non-drafted free agent.
- ◆ Jan. 19, 2013...Signed by **Cubs** as minor league free agent.
- ◆ Dec. 5, 2013...Signed by **Red Sox** as minor league free agent.
- ◆ Nov. 25, 2015...Signed by **Reds** as minor league free agent.
- ◆ Feb. 2, 2017...Signed by **Astros** as minor league free agent.
- ◆ Sept. 4, 2017...Claimed off waivers by **Angels** from **Astros**.

PERSONAL/MISC

- ◆ Dayan Enrique Díaz.
- ◆ First name is pronounced “dye-ANN”.
- ◆ Missed entire 2009 season after undergoing Tommy John surgery.
- ◆ Played for Colombia in 2013 World Baseball Classic qualifying rounds (Colombia did not qualify for tournament)... Pitched for Colombia in 2017 World Baseball Classic.
- ◆ Given nickname “Jumbito” in 2016 while with Cincinnati, where he pitched in Reds bullpen with Jumbo Diaz.
- ◆ Pitched for Cangrejeros de Santurce in Puerto Rican Winter League during 2014-15 offseason...Pitched for Cardenales de Lara in Venezuelan Winter League during 2015-16 and 2016-17 offseasons.
- ◆ Originally signed by Astros scouts Pablo Torrealba and Guillermo Ramirez.

WORLD BASEBALL CLASSIC PITCHING RECORD

Year	Country	W-L	ERA	G	GS	CG	SHO	SV	IP	H	R	ER	BB	SO
2012*	Colombia	0-0	20.25	1	0	0	0	0	1.1	3	3	3	2	2
2017	Colombia	0-0	0.00	2	0	0	0	1	2	2	0	0	0	4
WBC TOTALS		0-0	8.10	3	0	0	0	1	3.1	5	3	3	2	2

*November 2012 qualifier for Mar. 2013 World Baseball Classic

CAREER FIELDING

POS	PCT	G	PO	A	E	TC	DP
P	1.000	3	1	2	0	3	0

GENE AUTRY MEMORIAL STATUE



Dedicated April 1, 1998

The Gene Autry statue is a life-size bronze piece depicting the longtime Angels owner, who became a legend in the entertainment industry in a career that spanned seven decades. Autry's first steps toward becoming a sports legend came when he took over the ownership of the Los Angeles Angels expansion team in 1960, a position he has held for over three decades.

At the base of the statue lay five of Autry's replica stars from the Hollywood Walk of Fame. The statue is placed in the Angel Stadium perimeter plaza, located just inside Gate 2.

INSCRIPTION: *GENE AUTRY - Founder of California Angels, 1961. His uniform number 26 was retired in 1982 by the players.*

Singing Cowboy. Actor. Composer. Air Force Pilot. Entrepreneur. Baseball Fan. Philanthropist. 88th Degree Mason. Best Friend.



2018 ANGELS



JOSÉ FERNÁNDEZ

INF

83

OPENING DAY AGE: 29

BIRTHPLACE: Villa Clara, Cuba

ACQUIRED: Signed as minor league free agent, Jan. 11, 2018

SIGNED THRU: 2018

BORN: Apr. 27, 1988

RESIDES: Hollywood, FL

HEIGHT: 5-11

WEIGHT: 200

BATS: LEFT

THROWS: RIGHT

NON-ROSTER INVITEE

FERNÁNDEZ'S LIFETIME PLAYING RECORD

Year	Club	AVG	G	AB	R	H	2B	3B	HR	RBI	SH	SF	HBP	BB	IBB	SO	SB	CS	GDP	SLG	OBP	E	
2007	— Matanzas	.291	79	309	51	90	8	2	2	33	10	1	5	20	0	24	3	1	10	.350	.343	13	
2008	— Matanzas	.319	81	335	44	107	9	1	3	31	7	3	10	20	1	17	1	3	21	.379	.372	8	
2009	— Matanzas	.346	90	382	55	132	19	2	8	57	5	2	11	19	0	14	1	1	10	.469	.391	12	
2010	— Matanzas	.279	87	319	34	89	17	0	4	43	7	3	5	26	5	16	2	0	16	.370	.340	13	
2011	— Matanzas	.317	86	265	41	84	16	1	6	47	5	4	8	56	7	14	1	1	8	.453	.444	0	
2012	— Matanzas	.355	87	301	48	107	17	0	8	53	4	2	8	49	13	17	0	0	7	.492	.456	3	
2013	— Matanzas	.326	83	239	44	78	16	0	5	42	1	1	8	65	21	10	2	3	7	.456	.482	6	
2014	— Matanzas	.315	15	54	8	17	3	0	1	12	0	1	2	8	0	1	1	0	2	.426	.415	2	
2015	—	DID NOT PLAY																					
2016	—	DID NOT PLAY																					
2017	— Tulsa	.306	90	333	47	102	16	0	16	64	0	3	9	24	0	33	0	2	14	.498	.366	9	
	— Oklahoma City	.300	3	10	1	3	1	0	0	1	0	0	1	1	0	1	0	0	0	.400	.417	1	
CUBAN TOTALS		.319	626	2260	331	720	105	6	37	323	40	18	57	271	47	118	11	11	82	.419	.402	57	
MINOR TOTALS		.306	93	343	48	105	17	0	16	65	0	3	10	25	0	34	0	2	14	.496	.367	10	

- ◆ José Miguel Fernández.
- ◆ Signed with Dodgers as free agent, Jan. 11, 2017...Had not played competitive baseball for two years prior to joining Dodgers...Marked first professional season in U.S...Was a non-roster invitee to Dodgers' spring training...Played 18 games for Aguilas in the 2016-17 Dominican Winter League.
- ◆ Played majority of 2017 campaign with Double-A Tulsa of Texas League...Hit .340 over first 13 career minor league games (17/50)...Named a Mid-Season All-Star.
- ◆ Totaled 90 games with Tulsa, along with three contests with Triple-A Oklahoma City...Over 381 minor-league plate appearances, slashed to .306/.367/.496 with 16 home runs...16 home runs established personal best...Struck out just 34 times in 381 PA (1/11.2 PA)...Didn't play after July 29 due to injury (hamate fracture, left hand).
- ◆ Played primarily at second base but also saw action at first base, third base and left field.
- ◆ Flew Cuba in 2015 after failing to do so on previous attempts...Played eight seasons in Cuban National Series for Cocolinos de Matanzas (2007-14), posting a career .319/.403/.424 slashline with 37 home runs & 318 RBI.
- ◆ Hit .326 with 16 doubles, five homers and 42 RBI in his final full season and ranked second in league in OBP with a .482 mark, drawing 65 walks against just 10 strikeouts in 314 plate appearances.
- ◆ Ranked No. 3 on *Baseball America's* April 2014 rankings of the Top 20 Cuban prospects list.
- ◆ Played second base for the Cuban National team and represented Cuba in the 2013 World Baseball Classic, posting a .524 clip (11/21) with three doubles and six RBI.

FERNÁNDEZ



2018 ANGELS



DAVID FLETCHER

INF

86

OPENING DAY AGE: 23

BIRTHPLACE: Orange, CA

ACQUIRED: Selected in 6th round of 2015 First-Year Player Draft

SIGNED THRU: 2018

BORN: May 31, 1994

RESIDES: Cypress, CA

HEIGHT: 5-10

WEIGHT: 175

BATS: RIGHT

THROWS: RIGHT

NON-ROSTER INVITEE

FLETCHER'S LIFETIME PLAYING RECORD

Year	Club	AVG	G	AB	R	H	2B	3B	HR	RBI	SH	SF	HBP	BB	IBB	SO	SB	CS	GDP	SLG	OBP	E
2015	Orem	.331	37	160	28	53	12	4	0	30	1	1	1	16	0	9	11	4	4	.456	.391	6
	Burlington	.283	32	120	18	34	4	1	1	10	1	1	2	12	0	13	6	1	2	.358	.358	3
2016	Inland Empire	.275	78	324	42	89	12	1	3	31	6	2	1	22	0	43	15	3	10	.346	.321	6
	Arkansas	.300	20	80	10	24	6	0	0	6	0	0	0	3	0	13	1	0	2	.375	.325	0
2017	Mobile	.276	64	243	32	67	14	1	1	22	2	2	4	21	1	30	12	5	8	.354	.341	1
	Salt Lake	.254	47	205	27	52	6	1	2	17	3	0	3	6	0	25	8	1	2	.322	.285	3
MINOR TOTALS		.282	278	1132	157	319	54	8	7	116	13	6	11	80	1	133	53	14	28	.362	.334	19

FLETCHER

- ◆ David Owen Fletcher...Originally signed by Angels' scout Ben Diggins.
- ◆ 2017 marked third professional campaign with Angels...Split season between Double-A Mobile and Triple-A Salt Lake...Combined to hit .266 (119/448) with 59 runs, 20 doubles, two triples, three HR, 39 RBI and 20 stolen bases on 111 games...Committed just four errors in 454 total chances at 2B & SS between the two clubs (.991 fielding pct.)...Named Angels Organizational Defensive Player of the Month for May & June.
- ◆ Posted 33 multi-hit games in 2017, including nine three-hit efforts and a four-hit game...His 20 stolen bases established a career best.
- ◆ Teammates with LAA prospect C Taylor Ward on Scottsdale Scorpions during 2016 Arizona Fall League.
- ◆ Ranked on Angels Top-10 prospect list for 2016 by *Baseball America* (#9).
- ◆ Spent majority of 2016 season with Single-A Inland Empire...On Temporarily Inactive List (wrist injury) May 2-June 11...Had a 22-game hitting streak (July 6-29), best in the Angels farm system for 2016.
- ◆ Promoted to Double-A Arkansas Aug. 16, 2016 and hit .300 (24/80) in 20 games with Travs...Committed just six errors in 422 total chances at 2B & SS (.986 pct.).
- ◆ In first professional season in 2015, hit .331 with a .391 on-base percentage in 37 games for short-season Class-A Orem...Promoted to Single-A Burlington and hit .283 with a .358 OBP in 32 contests...Stole 17 of 22 bases in 2015.
- ◆ Played collegiately at Loyola Marymount University (CA) from 2014-15...Majored in psychology...Garnered first team All-WCC honors as freshman and sophomore...Earned Freshman All-American accolades from *Baseball America*, *Collegiate Baseball* and the National Collegiate Baseball Writer's Association...Claimed WCC Defensive Player of the Year, first team All-WCC and WCC All-Freshman team honors in his first season as a Lion...2015 LMU Male Athlete of the Year.
- ◆ 2013 graduate of Cypress High School (CA)...All-State and All-CIF his junior and senior seasons, including CIF Player of the Year as a senior...2013 Empire League Player of the Year...Team captain and led team to the 2013 CIF Championship at Dodger Stadium...Hit .437 with 38 runs scored and 23 stolen bases.
- ◆ Spent 2013 summer playing in the Alaska League where he was a Gold Glove winner and named best professional prospect.

OFF AND RUNNING

Most Consecutive Seasons w/25+ HR &
 100+ Runs to Start MLB Career - All-Time
 (ignores stats/seasons before rookie season)

Albert Pujols, StL 6 (2001-2006)
 Mike Trout, LAA 5 (2012-2016)
 Joe DiMaggio, NYY 4 (1936-1939)

STATS LLC



2018 ANGELS



NOLAN FONTANA

INF

16

OPENING DAY AGE: 26
BIRTHPLACE: Richardson, TX
ACQUIRED: Claimed off waivers from Houston, Nov. 22, 2016
SIGNED THRU: 2018

BORN: June 6, 1991
RESIDES: Winter Garden, FL
MLB SERVICE: 40 days

HEIGHT: 5-11
WEIGHT: 195
BATS: LEFT
THROWS: RIGHT

FONTANA'S LIFETIME PLAYING RECORD

Year	Club	AVG	G	AB	R	H	2B	3B	HR	RBI	SH	SF	HBP	BB	IBB	SO	SB	CS	GDP	SLG	OBP	E
2012	—Lexington	.225	49	151	37	34	9	1	2	25	2	1	3	65	0	44	12	2	3	.338	.464	6
2013	—Lancaster	.259	104	386	88	100	18	6	8	60	5	3	3	102★	1	100	16	5	6	.399	.415★	19
2014	—Corpus Christi	.262	66	229	33	60	21	1	1	26	11	2	2	61	0	76	5	8	0	.376	.418	7
2015	—Fresno	.241	117	361	56	87	21	6	3	40	12	6	3	74	0	99	6	11	1	.357	.369	9
2016	—Corpus Christi	.278	10	36	4	10	4	0	0	4	0	0	0	8	2	5	1	0	1	.389	.409	0
	—Fresno	.195	106	359	35	70	15	0	3	27	7	4	5	32	0	108	4	3	2	.262	.268	12
2017	—Salt Lake	.271	105	361	82	98	26	4	10	51	8	6	3	75	2	97	14	2	3	.449	.396	7
	—LAA	.050	12	20	1	1	0	0	1	1	0	0	0	3	0	8	1	1	1	.200	.200	0
MINOR TOTALS		.244	557	1883	335	459	114	18	27	233	45	22	19	417	5	520	58	31	16	.366	.382	60

★ led or tied for league lead

2017 SEASON

- ◆ After starting the year with Triple-A **Salt Lake**, made Major League debut with the **Angels** May 22, starting the game at second base...Tallied first big league hit May 26, a 9th inning solo home run...Was the 14th player in franchise history whose first hit came as a homer...Across two big league stints, went 1-for-9 (.200) with a home run, RBI and stolen base.
- ◆ Spent a majority of the season in Triple-A...Set minor league career bests in home runs (10) and doubles (26) while the 98 hits, 82 runs, four triples, 51 RBI and 14 stolen bases were the second most of minor league career.
- ◆ Combined to play 105 games for the Bees: 40 games at shortstop, 37 games at second base and 29 games at third base.

NOTABLE MINOR LEAGUE AWARDS AND HONORS

- ◆ **2014** Mid-Season Texas League All-Star.
- ◆ **2013** Lancaster Player of the Month for April...Participated in the Arizona Fall League.
- ◆ **2012** Rated as Astros' 10th-best prospect by *Baseball America*.

CAREER TRANSACTIONS

- ◆ June 4, 2012...Selected by the **Astros** in the second round of the First-Year Player Draft.
- ◆ Nov. 22, 2016...Claimed off waivers by the **Angels** from the **Astros**.

PERSONAL/MISC

- ◆ Nolan David Fontana...On Twitter: @nolanfontana
- ◆ Named after former Angel Nolan Ryan.
- ◆ Is the grandson of former All-Star RHP Lew Burdette who won 203 games during career, was the MVP of the 1957 World Series (MIL over NYY) and spent the final two seasons of his 18-year career with the Angels.
- ◆ Prepped at West Orange High School (FL)...Played collegiate baseball at the University of Florida...Named Second Team All-SEC in each of three seasons with the Gators.
- ◆ Originally signed by Astros scout John Martin.

FONTANA



2018 ANGELS



JUAN GRATEROL

C

13

OPENING DAY AGE: 29
BIRTHPLACE: Maracay, VZ
ACQUIRED: From Toronto for a PTBNL or cash considerations, Apr. 18, 2017
SIGNED THRU: 2018

BORN: Feb. 14, 1989
RESIDES: Aragua, VZ
ACQUIRED: From Toronto for a PTBNL or cash considerations, Apr. 18, 2017
MLB SERVICE: 1 year, 37 days

HEIGHT: 6-1
WEIGHT: 205
BATS: RIGHT
THROWS: RIGHT

GRATEROL'S LIFETIME PLAYING RECORD

Year	Club	AVG	G	AB	R	H	2B	3B	HR	RBI	SH	SF	HBP	BB	IBB	SO	SB	CS	GDP	OBP	SLG	E
2006	— DSL Royals	.296	48	152	31	45	8	0	0	20	1	1	5	18	0	10	0	0	7	.386	.349	4
2007	— Burlington	.225	33	102	12	23	1	0	0	10	0	1	1	9	0	17	1	0	8	.292	.235	2
2008	— Idaho Falls	.276	32	98	13	27	4	0	0	15	0	0	3	11	0	16	2	1	5	.366	.316	1
2009	— Idaho Falls	.286	3	7	2	2	0	0	0	1	2	1	1	2	0	1	0	0	0	.455	.286	0
	— Burlington	.310	29	87	10	27	4	0	0	10	2	2	1	6	0	12	2	0	2	.354	.356	3
2010	— Wilmington	.000	3	6	0	0	0	0	0	2	0	1	0	1	0	1	0	0	0	.125	.000	0
	— Burlington	.292	31	113	9	33	4	0	0	9	0	0	1	6	0	9	0	0	4	.333	.327	3
2011	— Wilmington	.182	23	77	3	14	2	0	1	5	0	0	0	6	0	16	0	0	2	.241	.247	7
	— Kane County	.203	35	123	5	25	3	0	0	6	2	0	0	10	0	12	0	0	8	.263	.228	2
2012	— Wilmington	.301	61	196	26	59	12	0	2	18	4	0	4	7	0	24	0	2	12	.338	.393	2
2013	— NW Arkansas	.286	56	182	17	52	6	0	3	17	4	1	2	6	0	22	3	0	7	.314	.368	5
2014	— NW Arkansas	.280	70	246	17	69	17	0	4	28	5	1	3	9	0	29	0	0	11	.313	.398	5
	— Omaha	.250	7	20	0	0	0	0	0	2	0	1	0	0	0	4	0	0	2	.238	.250	0
2015	— Charleston	.200	3	10	1	2	1	0	0	1	0	0	0	2	0	1	0	0	1	.333	.300	0
	— Scranton/WB	.200	20	70	8	14	1	0	1	9	0	1	0	1	0	10	0	0	6	.208	.257	1
	— Trenton	.188	5	16	1	3	0	0	0	2	0	0	0	2	0	2	0	0	0	.278	.188	1
2016	— Salt Lake	.300	68	227	24	68	10	0	2	23	2	2	5	10	0	27	2	1	13	.340	.370	3
	— LAA	.286	9	14	2	4	2	0	0	3	1	0	0	0	0	3	0	0	0	.429	.286	0
2017	— Buffalo	.429	4	14	2	6	0	0	0	0	0	0	0	0	0	1	0	0	2	.429	.429	0
	— LAA	.202	48	84	5	17	4	0	0	10	0	2	0	1	0	13	0	0	4	.250	.207	1
MAJOR TOTALS		.214	57	98	7	21	6	0	0	13	1	2	0	1	0	16	0	0	4	.276	.218	1
MINOR TOTALS		.271	531	1746	181	474	73	0	13	178	22	12	26	106	0	214	10	4	90	.321	.336	38

2017 SEASON

- ◆ After being acquired from the **Blue Jays** Apr. 18, remained with the **Angels** for the rest of the season...Bested rookie numbers in nearly ever category including games (48), runs (5), hits (17), doubles (4) and RBI (10).
- ◆ Caught 10 of 30 (33%) base stealers.
- ◆ Appeared in four games with Triple-A Buffalo prior to trade to the Angels.
- ◆ Prior to the season, was selected off waivers by the Cincinnati Reds, Arizona Diamondbacks, Toronto Blue Jays and the Angels twice.

MAJOR LEAGUE SUMMARY

2016

- ◆ Spent a majority of the season with Triple-A **Salt Lake** but made two stints with the **Angels**...Went 4-for-14 (.286) across nine big league games.
- ◆ Made Major League debut Sept. 2 at Seattle after 11 seasons in the minors...Logged first big league hit and RBI (9th inning RBI double) that evening...Despite having contract originally selected July 18, did not appear in a game before being optioned July 23.
- ◆ Attended Angels Spring Training as a non-roster invitee after signing as a minor league free agent Jan. 12, 2016.
- ◆ During the 2016 offseason, was claimed off waivers by Cincinnati from the Angels, Nov. 28, 2016, then claimed off waivers by the Diamondbacks Dec. 23, 2016 before being claimed by the Angels Jan. 19.

NOTABLE MINOR LEAGUE AWARDS AND HONORS

- ◆ **2014** Texas League Player of the Week, Aug. 5-11, 2014.

CAREER TRANSACTIONS

- ◆ Sept. 6, 2005...Signed as a non-drafted free agent with the **Kansas City Royals**.
- ◆ Nov. 10, 2014...Signed as a minor league free agent with the **New York Yankees**.
- ◆ Jan. 12, 2016...Signed as a minor league free agent with the **Angels**.



2018 ANGELS



- ◆ Nov. 28, 2016...Claimed off waivers by the **Cincinnati Reds** from the **Angels**.
- ◆ Dec. 23, 2016...Claimed off waivers by the **Arizona Diamondbacks** from the **Cincinnati Reds**.
- ◆ Jan. 19, 2017...Claimed off waivers by the **Angels** from the **Arizona Diamondbacks**.
- ◆ Jan. 23, 2017...Claimed off waivers by the **Toronto Blue Jays** from the **Angels**.
- ◆ Apr. 18, 2017...Acquired by the **Angels** from the **Blue Jays** for a PTBNL or cash considerations.

PERSONAL/MISC

- ◆ Juan Jose Graterol (Grad-er-all).
- ◆ Originally signed by Juan Indriago (Royals).

CAREER FIELDING

POS	PCT	G	PO	A	E	TC	DP	PB
C	.997	56	264	25	1	290	1	0





2018 ANGELS



ANDREW HEANEY

LHP

28

OPENING DAY AGE: 26

BIRTHPLACE: Oklahoma City, OK

MARRIED: Jordan Ore, Jan. 11, 2014

ACQUIRED: From Dodgers in exchange for INF Howie Kendrick, Dec. 10, 2014

SIGNED THRU: 2018

BORN: June 5, 1991

RESIDES: Oklahoma City, OK

HEIGHT: 6-2

WEIGHT: 195

BATS: LEFT

THROWS: LEFT

HEANEY'S LIFETIME PITCHING RECORD

Year	Club	W-L	ERA	G	GS	CG	GF	SHO	SV	IP	H	R	ER	HR	HB	BB	IBB	SO	WP	BK	BAA
2012	Marlins (GCL)	0-0	2.57	2	2	0	0	0	0	7	7	2	2	0	1	2	0	9	0	0	.259
	Greensboro	1-2	4.95	4	4	0	0	0	0	20	25	15	11	0	1	4	0	21	0	0	.287
2013	Jupiter	5-2	0.88	13	12	0	1	0	0	61.2	45	11	6	2	6	17	0	66	3	0	.193
	Jacksonville	4-1	2.94	6	6	1	0	0	0	33.2	31	11	11	2	0	9	0	23	0	0	.242
2014	Jacksonville	4-2	2.35	9	8	0	0	0	0	53.2	45	16	14	2	0	13	0	52	5	0	.223
	New Orleans	5-4	3.87	15	15	1	0	1	0	83.2	75	45	36	9	4	23	0	91	3	0	.234
	MIAMI	0-3	5.83	7	5	0	2	0	0	29.1	32	19	19	6	3	7	0	20	2	0	.281
2015	Salt Lake	6-2	4.71	14	14	0	0	0	0	78.1	95	49	41	2	3	25	0	74	7	0	.298
	LAA	6-4	3.49	18	18	0	0	0	0	105.2	99	41	41	9	6	28	1	78	4	0	.248
2016	LAA	0-1	6.00	1	1	0	0	0	0	6	7	4	4	2	0	0	0	7	0	0	.280
2017	Angels (AZL) (1)	0-1	1.74	3	3	0	0	0	0	10.1	11	3	2	0	0	1	0	15	0	0	.268
	Salt Lake (1)	1-1	3.12	3	3	0	0	0	0	17.1	17	7	6	2	1	4	0	14	0	0	.266
	LAA	1-2	7.06	5	5	0	0	0	0	21.2	27	17	17	12	0	9	0	27	2	0	.300
MAJOR TOTALS		7-10	4.48	31	29	0	2	0	0	162.2	165	81	81	29	9	44	1	132	8	0	.262
MINOR TOTALS		26-15	3.18	69	67	2	1	1	0	365.2	351	159	129	19	16	98	0	365	18	0	.247

(1) rehab assignment

Disabling Injuries: 2017 — Left elbow UCL injury; disabled Apr. 1 (retro to Mar. 30) - Aug. 18

2016 — Left flexor muscle strain; disabled Apr. 6 - end of season

2017 SEASON

- ◆ Opened year on disabled list recovering from Tommy John surgery (July 1, 2016).
- ◆ First rehab appearance July 13 for **AZL Angels** marked first game action since Apr. 5, 2016.
- ◆ Made six total rehab starts between AZL Angels and Triple-A **Salt Lake** before returning to **Angels** for first start Aug. 18 at Baltimore...Missed total of 281 games on disabled list.
- ◆ Recorded 10 strikeouts Aug. 28 vs. Oakland, which established a new single-game career high.
- ◆ Did not walk a batter in each of first two starts for Angels...Including final start of 2016, streak of three starts without a walk is tied for third longest streak in Angels history behind only streaks of four consecutive starts with no walks by Matt Shoemaker (May 21-June 6, 2016) and Bert Blyleven (Apr. 9-27, 1990).

CAREER HIGHLIGHTS

- ◆ Made Major League debut with Miami, June 19, 2014 vs. New York Mets at Marlins Park...Traded twice in one day (Dec. 10, 2014) during MLB Winter Meetings; from Marlins to Dodgers and Dodgers to Angels...Earned first win of Major League career June 30, 2015 for Angels vs. Yankees...Underwent Tommy John surgery July 1, 2016.

MAJOR LEAGUE SUMMARY

2016

- ◆ Made lone start of season for **Angels** Apr. 5 vs. Cubs and allowed four earned runs in six innings pitched and matched then career-high with seven strikeouts.
- ◆ Missed final 160 games of season after being placed on disabled list Apr. 6 with a left flexor muscle strain.
- ◆ Underwent Tommy John surgery July 1 after platelet-rich injections and stem cell therapy were unsuccessful...Surgery was performed by Dr. Neal Elatrache in Los Angeles.



2018 ANGELS



2015

- ◆ Promoted to **Angels** June 24 and made Halos debut that day vs. Houston (6 IP, 1 ER, 4 H, 1 BB, 5 SO).
- ◆ Among American League rookies, ranked fourth in ERA, sixth in starts and batting average against (.248), eighth in innings pitched and strikeouts and tied for ninth in wins.
- ◆ Named A.L. Rookie of the Month for July...Went 4-0 with a 1.98 ERA and 19 strikeouts in 27.1 IP over four starts.
- ◆ In first six starts of season, went 5-0 with a 1.79 ERA (40.1 IP – 8 ER), 31 strikeouts and five walks.
- ◆ His six consecutive team wins to start his Halos career tied Jarrod Washburn for Club record (in starts) among lefties and were one shy of Jered Weaver's overall club record.
- ◆ Earned first win of Major League career June 30 vs. Yankees.

2014

- ◆ Made Major League debut with **Miami** June 19 vs. New York Mets at Marlins Park.
- ◆ Held opponents scoreless over two relief outings (4.2 IP) following Sept. call-up, allowing just two hits and striking out four.
- ◆ Third and final appearance of season was start on Sept. 26 at Washington in second game of doubleheader.
- ◆ Was traded twice in one day on Dec. 10 during MLB Winter Meetings...Was first sent by Miami to **Los Angeles Dodgers** along with C/IF Austin Barnes, RHP Chris Hatcher and OF Enrique Hernandez in exchange for INF Dee Gordon, RHP Dan Haren, INF Miguel Rojas and cash consideration...Later that day was dealt by Dodgers to **Angels** in exchange for INF Howie Kendrick.

NOTABLE MINOR LEAGUE AWARDS AND HONORS

- ◆ **2014** Southern League Pitcher of the Week for Apr. 14-20...Southern League Mid-Season All-Star...Marlins Minor League Pitcher of the Month for May.
- ◆ **2013** MiLB.com Organization All-Star...Marlins Organizational Pitcher of the Month for July.

CAREER TRANSACTIONS

- ◆ June 9, 2009...Selected by **Tampa Bay Rays** in 24th round of 2009 First-Year Player Draft (did not sign).
- ◆ June 4, 2012...Selected by **Miami Marlins** in first round (ninth overall) of 2012 First-Year Player Draft (signed July 13, 2012).
- ◆ Dec. 10, 2014...Traded by **Miami Marlins** with C Austin Barnes, RHP Chris Hatcher and INF Enrique Hernandez to **Los Angeles Dodgers** for INF Dee Gordon, RHP Dan Haren, INF Miguel Rojas and cash considerations.
- ◆ Dec. 10, 2014...Traded by **Los Angeles Dodgers** to **Angels** for INF Howie Kendrick.

PERSONAL/MISC

- ◆ Andrew M. Heaney (Hee-knee)...On Twitter: @Heandog8
- ◆ Entered 2015 ranked as Angels #1 prospect according to *Baseball America*.
- ◆ Participates in off-season mission trips to Honduras along with other Major League and Minor League players to help build a new learning center and teach baseball.
- ◆ Attended Putnam City HS (OK) and Oklahoma State University...Named Big 12 Conference Pitcher of the Year and Division I First-Team All-American in 2012 after leading NCAA with 140 strikeouts in 118.1 innings pitched.
- ◆ Played in Arizona Fall League following 2013 season, going 2-1 with a 1.95 ERA (27.2 IP - 6 ER) in seven starts for Glendale...Earned AFL Player of the Week Honors during the season's fifth week.
- ◆ Named by *Baseball America* and MLB.com as Marlins top rated prospect entering 2014 season...Named as having best slider in Marlins organization by *Baseball America*...Rated by MLB.com as top left-handed prospect in all of Minor League Baseball entering 2014.
- ◆ Entered 2015 ranked as Angels #1 prospect according to *Baseball America*.

MAJOR LEAGUE HITTING TOTALS

AVG	AB	H	HR	RBI
.077	13	1	0	0

CAREER FIELDING

POS	PCT	G	PO	A	E	TC	DP
P	1.000	31	13	16	0	29	1

HEANEY'S CAREER HIGHS

	SEASON		GAME
Wins	6 — 2015	SO	10 — 8/28/17 vs. OAK
Losses	4 — 2015	IP	7.1 — 7/7/15 at COL
ERA	3.49 — 2015	R & ER	8 — 8/22/15 vs. TOR
IP	105.2 — 2015	BB	5 — 10/1/15 at TEX
SO	78 — 2015	H	10 — 8/7/15 vs. BAL



2018 ANGELS



MICHAEL HERMOSILLO

OF

84

OPENING DAY AGE: 23

BIRTHPLACE: Mesa, AZ

ACQUIRED: Selected by Angels in 28th round of 2013 First-Year Player Draft

SIGNED THRU: 2018

BORN: Jan. 17, 1995

RESIDES: Ottawa, IL

HEIGHT: 5-11

WEIGHT: 190

BATS: RIGHT

THROWS: RIGHT

HERMOSILLO'S LIFETIME PLAYING RECORD

Year	Club	AVG	G	AB	R	H	2B	3B	HR	RBI	SH	SF	HBP	BB	IBB	SO	SB	CS	GDP	OBP	SLG	E
2013	— Angels (AZL)	.375	11	16	3	6	0	0	0	0	0	0	1	1	0	3	1	0	1	.375	.444	1
2014	— Orem	.244	54	180	36	44	10	4	3	23	1	2	4	29	0	48	10	4	4	.394	.358	1
2015	— Burlington	.218	79	261	33	57	7	0	0	23	4	4	5	45	0	49	19	13	12	.245	.340	5
	— Orem	.294	14	51	9	15	3	0	0	2	0	0	0	6	0	10	5	3	0	.353	.368	0
2016	— Burlington	.326	37	138	22	45	8	1	2	22	2	0	2	18	0	22	4	3	5	.411	.442	2
	— Inland Empire	.309	40	149	36	46	7	4	4	17	1	2	6	16	0	30	6	7	2	.393	.490	5
2017	— Inland Empire	.321	13	53	5	17	6	0	0	2	0	0	2	9	0	15	5	2	2	.438	.434	1
	— Mobile	.248	77	278	40	69	13	2	4	26	5	5	12	40	0	73	21	9	4	.361	.353	3
	— Salt Lake	.287	30	115	20	33	6	1	5	16	3	1	3	7	1	28	9	2	2	.341	.487	0
MINOR TOTALS		.268	355	1241	204	332	60	12	18	131	16	14	35	171	1	278	80	43	31	.368	.371	18

2017 SEASON

- ◆ Performance in 2017 led to his being tabbed the 2018 #10 prospect in the Angels' organization by *Baseball America*.
- ◆ Spent time at three different levels of the **Angels** organization...Led all Halo farmhands with a combined 35 stolen bases.
- ◆ Began the season with Single-A **Inland Empire** before promotion to Double-A **Mobile** Apr. 24...Spent a majority of the year with the BayBears and hit .303 (30/99) with six doubles, three home runs, 11 RBI and nine stolen bases in the month of July...The 21 steals with Mobile were good for fourth in the Southern League.
- ◆ Promoted to Triple-A **Salt Lake** Aug. 3, finishing the season batting .287 (33/115) with six doubles, a triple, five home runs and 16 RBI.
- ◆ Was a non-roster invitee to Spring Training...Marked first invite to Major League camp...Entered the season ranked by *Baseball America* as the 16th-best prospect in the Angels system.

NOTABLE MINOR LEAGUE AWARDS AND HONORS

- ◆ **2016** Angels Minor League Player of the Year...Angels Minor League Player of the Month for August.

CAREER TRANSACTIONS

- ◆ June 8, 2013...Drafted by the **Angels** in the 28th round of the First Year Player Draft.

PERSONAL/MISC

- ◆ On Twitter: @mhermosillo10
- ◆ Originally signed by Angels' scout Joel Murrie.
- ◆ Prepped at Ottawa High School in Ottawa Township, Illinois...Played baseball, football and ran track...As a senior, named to Illinois Coaches Association Class 3A All-State Team and News Tribune All-Area Team (.485 AVG, 30 RBI, 36 runs, 11 2B, 3 3B)...Also named to Max Preps All-American Team (2nd team)...In football, set a school record rushing for 352 yards and five touchdowns on just nine carries in August of 2012.



2018 ANGELS



ADAM HOFACKET

RHP

75

OPENING DAY AGE: 24

BIRTHPLACE: Corona, CA

ACQUIRED: 10th round of 2015 First-Year Player Draft

SIGNED THRU: 2018

BORN: Feb. 18, 1994

RESIDES: Corona, CA

HEIGHT: 6-1

WEIGHT: 195

BATS: RIGHT

THROWS: RIGHT

NON-ROSTER INVITEE

HOFACKET'S LIFETIME PITCHING RECORD

Year	Club	W-L	ERA	G	GS	CG	GF	SHO	SV	IP	H	R	ER	HR	HB	BB	IBB	SO	WP	BK	BAA
2015	Orem	4-0	3.77	26	0	0	18	0	8	31	32	14	13	5	1	3	1	23	1	1	.269
2016	Burlington	1-1	2.53	15	0	0	14	0	7	21.1	20	6	6	2	1	2	0	24	2	0	.238
	Inland Empire	1-2	6.03	26	0	0	14	0	2	34.1	38	24	23	4	2	13	0	37	3	0	.275
2017	Inland Empire	2-0	2.20	10	0	0	4	0	0	16.1	12	5	4	1	0	3	0	16	3	0	.203
	Mobile	1-2	2.79	26	0	0	16	0	6	38.2	38	13	12	3	2	8	0	37	3	0	.257
	Salt Lake	0-2	6.75	11	0	0	4	0	0	14.2	20	11	11	2	0	2	0	9	1	0	.351
MINOR TOTALS		9-7	3.97	114	0	0	70	0	23	156.1	160	73	69	17	6	31	1	146	13	1	.264

- ◆ Adam Christopher Hofacket...Last name is pronounced: ho-fack-it.
- ◆ Played in Arizona Fall League for Scottsdale Scorpions following 2017 season.
- ◆ Ranked by *Baseball America* as the 24th-best prospect in the Angels' organization in the spring of 2016, and #21 in the spring of 2017.
- ◆ Attended California Baptist University...As a junior, ranked 13th in D-II with 98 strikeouts in 103 innings.
- ◆ Graduated from Santiago HS (Corona, CA) in 2012...Posted a 1.06 ERA and 30 strikeouts in 35 innings as a senior...He was named to All-Academic team three times.
- ◆ Angels were his favorite professional sports team growing up.
- ◆ Originally signed by Angels scout Tim Corcoran.



HOFACKET



2018 ANGELS



JAKE JEWELL

RHP

74

OPENING DAY AGE: 24
BIRTHPLACE: Norman, OK
ACQUIRED: Selected in fifth round of 2014 First-Year Player Draft
SIGNED THRU: 2018

BORN: May 16, 1993
RESIDES: Norman, OK

HEIGHT: 6-3
WEIGHT: 200
BATS: RIGHT
THROWS: RIGHT

JEWELL'S LIFETIME PITCHING RECORD

Year	Club	W-L	ERA	G	GS	CG	GF	SHO	SV	IP	H	R	ER	HR	HB	BB	IBB	SO	WP	BK	BAA
2014	Angels (AZL)	1-0	1.48	9	6	0	0	0	0	30.1	23	6	5	0	1	12	0	26	4	2	.213
	Orem	0-2	8.76	3	3	0	0	0	0	12.1	22	12	12	1	2	4	0	9	2	0	.386
2015	Burlington	6-8	4.77	31	15	0	6	0	2	111.1	110	67	59	8	12	31	0	110	11	2	.263
2016	Inland Empire	2-15	6.31	28	27	0	1	0	0	137	191	110	96	10	11	65	1	104	16	2	.334
2017	Inland Empire	0-1	2.25	3	3	0	0	0	0	16	11	6	4	1	1	3	0	15	1	0	.183
	Mobile	7-8	4.84	24	23	1	1	1	0	124.2	136	73	67	14	12	41	0	81	11	1	.284
MINOR TOTALS		16-34	5.07	98	77	1	8	1	2	431.2	493	274	243	34	39	156	1	345	45	7	.291

2017 SEASON

- ◆ Began season with Adv.-A **Inland Empire**, making three starts for 66ers before promotion to Double-A **Mobile**, Apr. 24.
- ◆ Made BayBears debut Apr. 26 vs. Pensacola and would remain with Club for remainder of regular season.
- ◆ Led Mobile staff in innings pitched (124.2) and starts (23) and ranked second in wins (7) and strikeouts (81).
- ◆ Went 3-2 with a 2.91 ERA (46.1 IP - 15 ER) across eight starts from May 28-July 9.

CAREER TRANSACTIONS

- ◆ June 6, 2014...Drafted by **Angels** in fifth round of 2014 First-Year Player Draft (signed June 9, 2014).

PERSONAL/MISC

- ◆ Jake R. Jewell.
- ◆ Attended Norman HS (OK) and Northeast Oklahoma A&M College...Three of the four Northeast Oklahoma A&M alumni to reach Major Leagues have played for Angels (Johnny Ray, Mike Butcher and Jason Dickson).
- ◆ Originally signed by Angels scout Drew Chadd.
- ◆ Named by *Baseball America* as Angels #5 prospect entering 2016 season.

NICK KAMZIC SCOUT OF THE YEAR AWARD

The Nick Kamzic Award is given annually to the Angels' scout who epitomizes the dedication, perseverance and excellence demonstrated by the award's namesake. Nick Kamzic, a Chicago-based scout in the Angels' organization for 39 seasons, joined the franchise in its initial 1961 season (he proudly called himself "Mr. Autry's first hire") and continued scouting for the Angels through the 1999 season. Named the National Scout of the Year (Midwest) in 1996, he passed away from heart failure, Dec. 12, 2000, one week before his 82nd birthday. Like the many hard-working and dedicated scouts who proudly represent baseball throughout the nation, the following individuals demonstrate those special qualities that have earned them recognition as the Angels' Scout of the Year:

1996 — Moose Stubing	2004 — Mike Silvestri/Dale Sutherland	2012 — Ralph Reyes
1997 — Darrell Miller	2005 — Ron Marigny/Brad Sloan	2013 — Joel Murrrie
1998 — Tony LaCava	2006 — Jack Uehy/Jeff Schugel	2014 — Nick Gorneault
1999 — Tom Burns	2007 — Tom Kotchman	2015 — Brandon McArthur
2000 — Tim Corcoran	2008 — Chris McAlpin	2016 — Ric Wilson
2001 — Marc Russo/Leo Perez	2009 — Scott Richardson	2017 — Ryan Leahy
2002 — Kevin Ham	2010 — Greg Morhardt	
2003 — Clay Daniel/Rich	2011 — John Gracio	



2018 ANGELS



JIM JOHNSON

RHP

33

OPENING DAY AGE: 34

BIRTHPLACE: Johnson City, NY

MARRIED: Elizabeth, 2007

ACQUIRED: From Atlanta for LHP Justin Kelly and international pool space, Nov. 30, 2017

SIGNED THRU: 2018

BORN: June 27, 1983

RESIDES: Bradenton, FL

CHILDREN: Abigail, Charlie & Levi

MLB SERVICE: 9 years, 161 days

HEIGHT: 6-6

WEIGHT: 250

BATS: RIGHT

THROWS: RIGHT

JOHNSON'S LIFETIME PITCHING RECORD

Year	Club	W-L	ERA	G	GS	CG	GF	SHO	SV	IP	H	R	ER	HR	HB	BB	IBB	SO	WP	BK	BAA
2001	— Orioles (GCL)	0-1	3.86	7	4	0	0	0	0	18.2	17	10	8	3	2	7	1	19	1	0	.239
2002	— Bluefield	4-2	4.37	11	9	0	0	0	0	55.2	52	36	27	5	3	16	2	36	1	1	.250
2003	— Bluefield	3-2	3.68	11	11	0	0	0	0	51.1	62	24	21	2	4	18	0	46	4	1	.291
2004	— Delmarva	8-7	3.29	20	17	0	1	0	0	106.2	97	44	39	9	9	30	0	93	6	0	.246
	— Frederick	0-0	9.00	1	1	0	0	0	0	3	6	4	3	0	0	1	1	6	1	0	---
2005	— Frederick	12-9	3.49	28	27	2	1	0	1	159.2	139	77	62	11	19	64	2	168★	5	1	.231
	— Bowie	0-0	0.00	1	1	0	0	0	0	7	3	0	0	1	2	0	0	6	0	0	.136
2006	— Bowie	13-6	4.44	27	26	0	0	0	0	156	165	80	77	13	11	57	0	124	6	0	.274
	— BALTIMORE	0-1	24.00	1	1	0	0	0	0	3	9	8	8	1	1	3	0	0	0	0	.563
2007	— Norfolk	6-12	4.07	26	25	2	0	0	0	148	164	79	67	15	12	48	2	109	6	0	.278
	— BALTIMORE	0-0	9.00	1	0	0	1	0	0	2	3	2	2	0	0	2	0	1	0	0	.375
2008	— Norfolk	0-1	2.25	1	1	0	0	0	0	4	2	1	1	0	1	1	0	2	0	0	.143
	— BALTIMORE	2-4	2.23	54	0	0	18	0	1	68.2	54	18	17	0	3	28	3	38	1	1	.219
2009	— BALTIMORE	4-6	4.11	64	0	0	29	0	10	70	73	32	32	8	3	23	3	49	2	1	.270
2010	— BALTIMORE	1-1	3.42	26	0	0	6	0	1	26.1	32	11	10	2	1	5	1	22	4	0	.296
	— Norfolk	0-0	0.00	1	0	0	0	0	0	1	1	0	0	0	0	0	0	0	0	0	.250
	— Orioles (GCL) (1)	0-0	6.75	4	4	0	0	0	0	4	5	3	3	1	0	1	0	5	0	0	.313
	— Bowie (1)	0-0	1.80	4	1	0	0	0	0	5	2	1	1	1	0	0	0	6	0	0	.118
	— Frederick (1)	0-0	3.00	2	0	0	0	0	0	3	6	1	1	0	0	0	0	1	0	0	.429
2011	— BALTIMORE	6-5	2.67	69	0	0	20	0	9	91	80	30	27	5	2	21	3	58	2	1	.238
2012	— BALTIMORE	2-1	2.49	71	0	0	63	0	51★	68.2	55	21	19	3	3	15	1	41	1	0	.220
2013	— BALTIMORE	3-8	2.94	74	0	0	63	0	50★	70.1	72	26	23	5	7	18	4	56	2	0	.273
2014	— OAKLAND	4-2	7.14	38	0	0	18	0	2	40.1	60	33	32	5	3	23	3	28	4	0	.353
	— Toledo	0-1	3.86	4	0	0	1	0	0	4.2	4	3	2	0	0	1	0	2	1	0	.211
	— DETROIT	1-0	6.92	16	0	0	3	0	0	13	9	13	10	0	3	12	3	14	0	0	.191
2015	— ATLANTA	2-3	2.25	49	0	0	13	0	9	48	45	14	12	2	1	14	2	33	2	0	.256
	— LOS ANGELES (N.L.) (0-3)	10.13	23	0	0	2	0	1	18.2	32	22	21	3	4	6	0	17	1	0	.381	
2016	— ATLANTA	2-6	3.06	65	0	0	36	0	20	64.2	57	23	22	3	3	20	0	68	6	0	.236
	— Rome (1)	0-0	0.00	1	1	0	0	0	0	1	1	0	0	0	0	0	0	2	1	0	.250
	— Gwinnett (1)	0-0	0.00	2	0	0	0	0	0	2	2	0	0	0	0	0	0	1	0	0	.286
2017	— ATLANTA	6-3	5.56	61	0	0	38	0	22	56.2	59	39	35	8	1	25	3	61	3	0	.260
MAJOR TOTALS		33-43	3.79	612	1	0	310	0.176	641.1	640	292	270	45	35	215	26	486	28	3	262	
A.L. TOTALS		23-28	3.57	414	1	0	221	0.124	453.1	447	194	180	29	26	150	21	307	16	3	260	
N.L. TOTALS		10-15	4.31	198	0	0	89	0.52	188	193	98	90	16	9	65	5	179	12	0	265	
MINOR TOTALS		46-41	3.84	151	128	4	3	0	1	730.2	728	363	312	60	62	246	8	626	32	3	258

★ led or tied for league lead

(1) rehab assignment

Disabling Injuries: 2016 — Right groin strain; disabled May 10-June 3.
 2010 — Right elbow inflammation; disabled May 28-Aug. 27.
 2008 — Right shoulder impingement; disabled Sept. 1 - end of season.

2017 SEASON

- ◆ Pitched in 61 games for **Braves** in his 12th Major League season and third (second full year) with Atlanta...Made his ninth Opening Day roster.
- ◆ Recorded fourth career 20-save season, converting 22 of 31 opportunities...His 22 saves gave him 51 for career with Braves, which ranks as the ninth most since franchise moved to Atlanta in 1966.
- ◆ Compiled a career-best 9.7 strikeout per nine innings rate.



2018 ANGELS



- ◆ Finished with a career high-tying six wins (also had six victories in 2011 for Baltimore).
- ◆ Began the season as the Club's primary closer before moving out of that role on July 30.
- ◆ Compiled a 3.32 ERA (21.2 IP - 8 ER) through his first 22 games of the season...Had a 6.94 ERA (35.0 IP - 27 ER) over final 39 games.
- ◆ Went a season-best 2.0 innings twice, earning the win both times (in his first appearance of the season, Apr. 5 at NYM; June 3 at CIN).
- ◆ Did not pitch from Sept. 5-19 (right Achilles tendinitis), but was not placed on disabled list.

CAREER HIGHLIGHTS

- ◆ Made Major League debut with Orioles, July 29, 2006 in start vs. White Sox (L; 3 IP, 9 H, 8 ER, 3 BB).
- ◆ Led American League in saves in back-to-back seasons (51 saves in 2012 and 50 in 2013) and became second pitcher in MLB history to record back-to-back 50-save seasons, joining Dodgers' Eric Gagne (2002-03).
- ◆ Named to American League All-Star team in 2012 and finished seventh in A.L. Cy Young voting...Also earned Rolands Relief Man Award in 2012.

MAJOR LEAGUE SUMMARY

2016

- ◆ With the **Braves**, recorded his third 20-save season, converting 20 of 23 opportunities while compiling a career-best 68 strikeouts...Was one of 18 National League relievers to strike out better than a batter per inning pitched (minimum 64.0 IP).
- ◆ Began season in a setup role, before becoming the closer when RHP Arody Vizcaino went to the 15-day disabled list on July 16...His .870 save percentage was his best since closing a career-best 51 games in 54 chances (.944) in 2012.
- ◆ Spent 23 games on the disabled list, May 10-June 3, with a right groin strain.
- ◆ In 50 games after returning from the DL, went 2-2 with all 20 of his saves and a 1.76 ERA (51 IP - 10 ER)...Among relievers (min. 40 IP) from June 3-end of the season, Johnson's 1.76 ERA was sixth best in the Majors.
- ◆ Named N.L. Player of the Week for the week ending July 31... Converted each of his four save opportunities while not allowing a run over his four innings pitched...Held opponents to just one hit and two walks last week while striking out five.
- ◆ Struck out at least one batter in a career-best 15 straight games, July 23-Aug. 25 (21 total).
- ◆ Among Braves pitchers with as many post All-Star Break save opportunities as Johnson, only Craig Kimbrel (2013) and John Smoltz (2002) had better second-half save percentages...Both went 24-for-25 (96%).

2015

- ◆ Opened campaign with **Braves** and appeared in 49 games with Atlanta before being acquired by **Dodgers** in a three-team, 13-player trade on July 30.
- ◆ Ranked sixth in the National League in holds (25) and tied for 13th with 72 appearances (two shy of his career high 74 set in 2013 while with Baltimore).
- ◆ Had streak of 17 consecutive scoreless outings (17.2 IP), June 9-July 17...Went 1-0 with four saves and six holds over the span.
- ◆ During final 21 games with Atlanta, allowed just two earned runs in 21.2 innings pitched (0.83 ERA).

2014

- ◆ Split season between **Athletics** and **Tigers**, tallying 54 total games.
- ◆ Opened season with Oakland and went 4-2 with two saves over 38 appearances...Designated for assignment by A's on July 24.
- ◆ Signed by Detroit to minor league contract on Aug. 5 and was assigned to Triple-A **Toledo**...Made four appearances for Mudhens before making Tigers debut on Aug. 17.

2013

- ◆ With **Orioles**, led American League and tied Atlanta's Craig Kimbrel for the Major League-lead with 50 saves.
- ◆ Became second pitcher in Major League history to lead Majors in saves in back-to-back seasons, joining San Diego's Rollie Fingers in 1977 and 1978.
- ◆ Second pitcher since 1986 to lead A.L. in saves in consecutive seasons (Francisco Rodriguez, LAA in 2005-06).
- ◆ His 74 appearances ranked sixth in A.L. and seventh in Orioles history.
- ◆ Opponents grounded into 17 double plays, which were most in Majors among relievers and were second most in Baltimore history by a reliever (Doug Sisk, 21 in 1988).

CLOSING COMPANY

Jim Johnson (2012 & 2013) is one of three pitchers all-time to have two seasons with 50-or-more saves, joining Mariano Rivera (2001 & 2004) and Eric Gagne (2002 & 2003).

JOHNSON



2018 ANGELS



- ◆ Allowed just three extra base hits (one double, two home runs) to right-handed batters.
- ◆ Converted each of first 14 save chances and had a 0.95 ERA over his first 19 games before he was charged with his first blown save May 14 against San Diego...That snapped a streak of 35 consecutive saves dating back to July 30, 2012...Longest consecutive save streak in Baltimore history, breaking the previous mark of 34 set by Randy Myers (May 6-Sept. 27, 1997).
- ◆ Collected his 100th save June 30 against Yankees.

2012

- ◆ Set **Orioles** single-season record and led Majors with 51 saves, becoming the fifth different reliever in American League history to post a 50-save season...Also set club record with 63 games finished.
- ◆ Made his first career All-Star team (pitched one scoreless inning in All-Star Game at Kauffman Stadium).
- ◆ Named MLB Delivery Man of the Month for May after posting a 1.42 ERA (12.2 IP - 2 ER) and nine saves.
- ◆ Broke Baltimore's single-season save record Sept. 21 at Boston with his 46th, passing Randy Myers (45 in 1997).

2011

- ◆ Set career-highs in wins (6) and innings pitched (91.0) across 69 appearances for **Orioles**.
- ◆ Ranked among American League relief leaders in innings pitched (2nd), wins (T3rd), groundball percentage (62.5% - 6th), games (T7th) and walks per nine innings (2.1 - 10th).

2010

- ◆ Limited to 26 games (26.1 IP) for **Orioles** due to injury.
- ◆ Opened season with Baltimore and appeared in 10 games in Apr. before being optioned to Triple-A **Norfolk** on May 1.
- ◆ Picked up only save of the season, Apr. 18 at Oakland, one of four different O's pitchers to have a save in the team's first four wins of the year...The O's were third Major League team since the save became an official statistic in 1969 to accomplish that feat.
- ◆ Recalled from Norfolk on May 28 and placed on the 15-day disabled list with a right elbow inflammation... Transferred to 60-day DL on July 21...Reinstated from DL on Aug. 27.

2009

- ◆ Went 10-for-16 in save opportunities with **Orioles**.
- ◆ Became Baltimore's primary closer on July 31 and converted eight of 11 save opportunities.

2008

- ◆ Began season with Triple-A **Norfolk**...Made first appearance with **Orioles** Apr. 13 at Tampa Bay.
- ◆ Finished sixth among A.L. rookies with 54 appearances despite missing the last five weeks of the season after being placed on disabled list with right shoulder impingement syndrome.
- ◆ Earned his first Major League win June 2 vs. Boston.
- ◆ Notched his first save Apr. 19 with a season-high 3.1 scoreless innings vs. Yankees.

2007

- ◆ Spent majority of the season at Triple-A **Norfolk**...Ranked among the International League leaders in complete games (2 - T6th), starts (25 - T8th) and innings pitched (148 - T10th).
- ◆ Made only Major League appearance of season Apr. 25 for **Orioles** vs. Boston (2.0 IP, 2 ER, 3 H).

2006

- ◆ Pitched majority of season for Double-A **Bowie**, leading team in wins (13), innings pitched (156.0) and strikeouts (124) and tied for the lead with 26 starts...Named to Eastern League All-Star team.
- ◆ Made Major League debut with **Orioles** July 29 in start vs. White Sox (L; 3 IP, 9 H, 8 ER, 3 BB).

POSTSEASON SUMMARY

- ◆ Made postseason debut in **2012** for **Orioles** and pitched a scoreless ninth to close out Baltimore's 5-1 win in A.L. Wild Card game vs. Texas...Appeared in four games in ALDS vs. Yankees and converted two of three save opportunities.

WILD CARD GAME TOTALS

Year	Club, Opp.	W-L	ERA	G	GS	CG	SHO	SV	IP	H	R	ER	BB	SO
2012	BAL, TEX	0-0	0.00	1	0	0	0	0	1	2	0	0	1	0





2018 ANGELS



DIVISION SERIES TOTALS

Year	Club, Opp.	W-L	ERA	G	GS	CG	SHO	SV	IP	H	R	ER	BB	SO
2012—	BAL, NYY	0-1	10.38	4	0	0	0	2	4.1	6	6	5	0	4

NOTABLE MINOR LEAGUE AWARDS AND HONORS

- ◆ **2006** Eastern League Mid-Season All-Star.
- ◆ **2005** Carolina League Pitcher of the Year...Carolina League Post-Season All-Star...Jim Palmer Prize Winner (top pitcher in Orioles minor league system)...Futures Game Selection.

CAREER TRANSACTIONS

- ◆ June 5, 2001...Selected by **Baltimore Orioles** in fifth round of 2001 First-Year Player Draft (signed June 14, 2001).
- ◆ Dec. 2, 2013...Traded by **Baltimore Orioles** to **Oakland Athletics** for INF Jemile Weeks and a player to be named later (David Freitas).
- ◆ Aug. 6, 2014...Signed by **Detroit Tigers** to minor league contract.
- ◆ Dec. 4, 2014...Signed by **Atlanta Braves** to one-year contract.
- ◆ July 30, 2015...Traded by **Atlanta Braves** to **Los Angeles Dodgers** with LHP Alex Wood, LHP Luis Avilan, RHP Bronson Arroyo and INF Jose Peraza in a 13-player, three-team trade, in exchange for Atlanta acquiring INF Hector Olivera, LHP Paco Rodriguez, RHP Zachary Bird and Miami Marlins' 2016 Competitive Balance Lottery Selection...Marlins received RHP Victor Araujo, RHP Jeff Brigham and RHP Kevin Guzman from Dodgers...Dodgers received RHP Mat Latos and OF Mike Morse from Marlins.
- ◆ Dec. 1, 2015...Signed by **Atlanta Braves** to one-year contract.
- ◆ Oct. 2, 2016...Signed two-year contract extension with **Atlanta Braves**.
- ◆ Nov. 30, 2017...Traded by **Atlanta Braves** to **Angels** with international pool space for LHP Justin Kelly.

PERSONAL

- ◆ James Robert Johnson.
- ◆ Attended Union-Endicott HS (NY) and graduated in 2001...Pitched no-hitter during senior season...Had high school jersey retired by school following 2010 season.
- ◆ Had college scholarship offer from Georgia Tech, but elected to sign with Baltimore after being drafted out of high school.
- ◆ Has a collection of duck decoys (model ducks), some of which were made by his father-in-law.
- ◆ Appeared in an episode of Netflix series *House of Cards* as first pitch catcher when character "Vice President Frank Underwood" threw a ceremonial first pitch at an Orioles game.
- ◆ Played in Arizona Fall League following 2007 season.
- ◆ Originally signed by Orioles scout Jim Howard.

ALL-STAR GAME PITCHING TOTALS

Year	Club, Site	W-L	ERA	G	GS	CG	SHO	SV	IP	H	R	ER	BB	SO
2012—	A.L., KC	0-0	0.00	1	0	0	0	0	1	0	0	0	0	1

MAJOR LEAGUE HITTING TOTALS

AVG	AB	H	HR	RBI
.000	2	0	0	0

CAREER FIELDING

POS	PCT	G	PO	A	E	TC	DP
P	.957	612	36	99	6	141	8

JOHNSON'S CAREER HIGHS

	SEASON		GAME
Wins	6 — 2017 & 2011	SO	4 — 4 times; last, 6/28/14 at MIA
Losses	8 — 2013	IP	3.1 — 4/19/08 vs. NYY
Saves	51 — 2012	R & ER	8 — Twice; last, 8/9/15 at PIT
ERA	2.23 — 2008	BB	3 — 5 times; last, 7/2/17 at OAK
SO	68 — 2016	H	9 — 7/29/06 vs. CWS
IP	91 — 2011	HR	2 — 9/5/11 at NYY
		Win Streak	6 — Apr. 14, 2014-Apr. 10, 2015



2018 ANGELS



JAHMAI JONES

OF 87

OPENING DAY AGE: 20

BORN: Aug. 4, 1997

HEIGHT: 6-0

BIRTHPLACE: Roswell, GA

RESIDES: Roswell, GA

WEIGHT: 215

ACQUIRED: Selected by Angels in second round of 2015 First-Year Player Draft

BATS: RIGHT

SIGNED THRU: 2018

THROWS: RIGHT

NON-ROSTER INVITEE

JONES'S LIFETIME PLAYING RECORD

Year	Club	AVG	G	AB	R	H	2B	3B	HR	RBI	SH	SF	HBP	BB	IBB	SO	SB	CS	GDP	SLG	OBP	E
2015	— Angels (AZL)	.244	40	160	28	39	6	2	2	20	1	1	4	17	1	33	16	7	1	.344	.330	3
2016	— Orem	.321	48	196	49	63	12	3	3	20	1	1	7	21	2	29	19	6	2	.459	.404	3
	— Burlington	.242	16	62	8	15	1	0	1	10	2	1	0	5	0	13	1	0	3	.306	.294	1
2017	— Burlington	.272	86	346	54	94	18	4	9	30	5	1	3	32	1	63	18	7	7	.425	.338	3
	— Inland Empire	.302	41	172	32	52	11	3	5	17	1	0	5	13	0	43	9	6	3	.488	.368	3
MINOR TOTALS		.281	231	936	171	263	48	12	20	97	10	4	19	88	4	181	63	26	16	.422	.353	13

- ◆ Jahmai Fitzgerald Jones...First name pronounced 'juh-MY'...Commonly referred to as 'Jam Jones.'
- ◆ On Twitter: @jamjones7
- ◆ 2018 marks fourth professional campaign...First invite to Major League Spring Training.
- ◆ Named by *Baseball America* as the #3 prospect for the Angels in 2018.
- ◆ Split 2017 between Single-A Burlington and Single-A Inland Empire...Logged 48 hits in his first 34 games in Cal League with a .940 OPS...Overall, combined to bat .282 (146/518) with 86 runs, 29 doubles, seven triples, 14 HR, 47 RBI and 27 stolen bases in 127 games...Named Angels Minor League Player of the Year...Established career bests in hits, runs, triples, HR, RBI and stolen bases.
- ◆ Produced longest hitting streak in Angels' system with a 25-game stretch from July 27-Aug. 24...From July 8-Aug. 24, hit safely in 40 of 42 games slashing to .358/.418/.608.
- ◆ Named as Angels' #2 prospect for 2016 by *Baseball America* and the organization's top prospect in 2017...Also tabbed as an Organizational All-Star by MiLB.com in 2016 and 2017...Has been named Angels' Organizational Player of the Month on three occasions (July 2016, May 2017 & July 2017).
- ◆ Had two stops in sophomore campaign (age 19) with Rookie-level Orem and Burlington...Combined to hit .302 (78/258) with 57 runs, 13 doubles, three triples, four HR, 30 RBI and and 20 stolen bases in 64 contests...Named 2016 Mid-Season All-Star in Pioneer League with Orem.
- ◆ Started professional career in 2015 with Arizona League Angels following amateur draft...Slashed to .244/.330/.344 in 40 games...Hit .194 across first eight pro games - then hit at a .256 clip the rest of the way.
- ◆ A two-sport star at Wesleyan High School in Norcross, GA, playing both baseball and football...Had a verbal commitment to the University of North Carolina and named a 2015 Perfect Game 1st Team All-American.
- ◆ As a senior, he hit .464 with eight home runs, 21 RBI and 40 stolen bases and was named the *Gwinnett Daily Post* Baseball Player of the Year.
- ◆ His late father, Andre Jones, was a linebacker on the Notre Dame national championship football team in 1988 and played for the CFL's Winnipeg Blue Bombers and NFL's Pittsburgh Steelers...His older brother, T.J. Jones (who also played football at Notre Dame) is currently a wide receiver with the Detroit Lions...His other brother, Malachi, also played in the NFL and was the 2017 Offensive Rookie of the Year in the National Arena League... Rocket Ismail, Andre's Notre Dame teammate, is a godfather to Jones' children.
- ◆ Signed by Angels scout Todd Hogan.

JONES



2018 ANGELS



IAN KINSLER

INF

3

OPENING DAY AGE: 35

BIRTHPLACE: Tucson, AZ

MARRIED: Jess Brady, Nov. 18, 2006

ACQUIRED: From Detroit in exchange for OF Troy Montgomery and RHP Wilkel Hernandez, Dec. 13, 2017

SIGNED THRU: 2018

BORN: June 22, 1982

RESIDES: Dallas, TX

CHILDREN: Rian and Jack

MLB SERVICE: 12 years

HEIGHT: 6-0

WEIGHT: 200

BATS: RIGHT

THROWS: RIGHT

KINSLER'S LIFETIME PLAYING RECORD

Year	Club	AVG	G	AB	R	H	2B	3B	HR	RBI	SH	SF	HP	BB	IBB	SO	SB	CS	GDP	OBP	SLG	E
2003	—Spokane	.277	51	188	32	52	10	6	1	15	0	4	4	20	0	34	11	3	5	.352	.410	7
2004	—Frisco	.300	71	277	51	83	21	1	9	46	1	1	15	32	1	47	7	4	5	.400	.480	20
	Clinton	.402	60	224	52	90	30	1	11	52	1	2	3	25	3	36	16	5	7	.465	.692	13
2005	—Oklahoma	.274	131	530	102	145	28	2	23	94	2	3	9	53	0	89	19	5	21	.348	.464	21
2006	—TEXAS	.286	120	423	65	121	27	1	14	55	1	7	3	40	1	64	11	4	12	.347	.454	18
	Oklahoma(1)	.256	10	39	7	10	3	0	2	6	0	0	0	2	0	5	1	1	1	.293	.487	2
2007	—TEXAS	.263	130	483	96	127	22	2	20	61	8	4	9	62	2	83	23	2	14	.355	.441	17
	Oklahoma (1)	.385	3	13	1	5	0	0	0	3	0	1	0	0	0	1	2	0	0	.357	.385	0
2008	—TEXAS	.319	121	518	102	165	41	4	18	71	7	7	6	45	1	67	26	2	12	.375	.517	18
2009	—TEXAS	.253	144	566	101	143	32	4	31	86	3	6	6	59	0	77	31	5	9	.327	.488	11
	Frisco (1)	.000	2	7	1	0	0	0	0	0	0	0	1	1	0	1	0	0	0	.222	.000	0
2010	—TEXAS	.286	103	391	73	112	20	1	9	45	2	4	7	56	2	57	15	5	11	.382	.412	7
	Frisco (1)	.263	6	19	3	5	0	1	0	6	0	1	1	2	0	3	2	0	2	.348	.368	1
2011	—TEXAS	.255	155	620	121	158	34	4	32	77	4	2	8	89	2	71	30	4	17	.355	.477	11
2012	—TEXAS	.256	157	655	105	168	42	5	19	72	1	5	10	60	0	90	21	9	14	.326	.423	18
2013	—TEXAS	.277	136	545	85	151	31	2	13	72	3	7	8	51	0	59	15	11	5	.344	.413	13
	Frisco (1)	.000	2	8	0	0	0	0	0	0	0	0	0	1	0	3	0	0	0	.111	.000	0
2014	—DETROIT	.275	161	684★	100	188	40	4	17	92	3	5	5	29	1	79	15	4	20	.307	.420	9
2015	—DETROIT	.296	154	624	94	185	35	7	11	73	0	5	3	43	0	80	10	6	13	.342	.428	13
2016	—DETROIT	.288	153	618	117	178	29	4	28	83	0	3	13	45	0	115	14	6	5	.348	.484	9
2017	—DETROIT	.236	139	551	90	130	25	3	22	52	0	0	7	55	2	86	14	5	9	.313	.412	10
MAJOR TOTALS		.273	1673	6678	1149	1826	378	41	234	839	32	55	85	634	11	928	225	63	141	.342	.447	154
MINOR TOTALS		.299	336	1305	249	390	92	11	46	222	4	12	33	136	4	219	58	18	41	.376	.492	64

★ led or tied for league lead

- Disabling Injuries:** **2017** — Left hamstring strain; disabled May 27-June 6.
2013 — Right intercostal strain; disabled May 19-June 15.
2010 — Left groin strain; July 28-Aug. 31
Right ankle sprain; Mar. 26-Apr. 29
Strained left hamstring; Aug. 2-13
2009 — Sports hernia; Aug. 18-end of season
2008 — Stress fracture in right foot; July 2-31
2007 — Dislocated left thumb; Apr. 12-May 25

2017 SEASON

- ◆ Completed 12th big league season, fourth with **Tigers**...90 runs scored ranked fourth in the A.L. by a second baseman while 22 homers ranked sixth.
- ◆ One of just five second basemen in the Majors to log 20 home runs, 25 doubles and 90 runs scored: Jose Altuve, Brian Dozier, Daniel Murphy and Jonathan Schoop.
- ◆ Marked the fifth time tallying a 20 HR/25 2B season, which ranks third all-time by an American League second baseman: Robinson Cano (8 seasons) and Joe Gordon (6).
- ◆ Posted a .983 fielding percentage and committed just 10 errors...Led American League second basemen with six defensive runs saved and a 6.1 UZR.

CAREER SUMMARY

- ◆ 12-year Major League veteran enters first season with the Angels and ninth in the A.L. West.
- ◆ Selected to the American League All-Star team four times (2014, 2012, 2010 & 2008)...Tabbed as the 2016 American

SECOND THOUGHTS

Kinsler's rankings among active second basemen...

- 1,673 Games (2nd)
- 1,149 Runs (1st)
- 1,826 Hits (2nd)
- 378 Doubles (3rd)
- 41 Triples (T1st)
- 234 Home Runs (2nd)
- 839 RBI (2nd)
- .273 AVG (3rd - min. 6,000 AB)



2018 ANGELS



League Rawlings Gold Glove recipient at second base.

- ◆ Since 2006, only Kinsler and Miguel Cabrera have logged 1,000 runs, 300 doubles and 200 home runs...One of five players to tally 20 doubles each year since the start of the 2006 campaign: Nick Markakis, Robinson Cano, Miguel Cabrera and Adrian Beltre.
- ◆ Named the American League Player of the Week twice in career.
- ◆ Connected for 200th career homer July 3, 2016 at Tampa Bay (for more info, see 2016 Major League summary)...Scored 1,000th run June 18, 2016 at Kansas City...Logged 1,000th career hit Apr. 7, 2013...Was the 11th player in Rangers history to reach the century mark in hits.
- ◆ Made Major League debut with Texas Apr. 3, 2006 vs. Boston... Tallied first hit that afternoon and first home run Apr. 6 vs. Detroit.

MAJOR LEAGUE SUMMARY

2016

- ◆ Won the American League Gold Glove Award as a second baseman during third season with the **Tigers**...Posted a .988 fielding percentage and was tied for the A.L. lead with 12 defensive runs saved as a second baseman.
- ◆ Appeared in 150 or more games for the third straight season... Ranked fourth in the A.L. in runs scored (117), and tied for seventh in multi-hit games.
- ◆ Hit 200th career home run July 3 at Tampa Bay...Became the 40th player all-time to amass 200 HR, 1,000 R, 1,600 H, and 200 SB and the seventh fastest to reach the marks, trailing Willie Mays, Bobby Bonds, Barry Bonds, Alex Rodriguez, Larry Walker and Carlos Beltran.
- ◆ The 28 homers were tied with Lou Whitaker for the most hit by a Tigers second baseman.
- ◆ Named the Tigers recipient of the Heart and Hustle Award by the Major League Baseball Players Alumni Association.

2015

- ◆ In second season with **Detroit**, was tabbed as the best defensive second baseman in the Majors by *Fielding Bible* and selected as a finalist for the Gold Glove Award.
- ◆ Led the Majors with 61 multi-hit games...In the A.L., ranked fourth with 185 hits, tied for 10th with 94 runs scored and 12th with a .296 batting average.
- ◆ Recorded the 1,500th hit of career Sept. 10 at Cleveland, becoming the 77th second baseman to reach the 1,500-hit mark...Notched 300th career double May 20 to become the 40th second baseman in baseball history to log 300 doubles.

2014

- ◆ Set career highs in games played (161), hits (188) and RBI (92) in first season with the **Tigers**...Finished third in the A.L. with 161 games played, tied for fourth with 188 hits and doubles, fifth with 100 runs scored and tied for fifth with 55 multi-hit games.
- ◆ Named to the American League All-Star game for the fourth time of career...Won Wilson Defensive Player of the Year Award at second base....988 fielding percentage was third among A.L. second basemen.

2013

- ◆ In eighth and final season with the **Rangers**, appeared in at least 135 games for the third straight season and fourth time in previous five years.
- ◆ Ranked second on the Club in doubles (31), hits (151), runs (85) and RBI (72).
- ◆ Was one of eight American League players to register at least 30 doubles five time since the start of the 2008 season.
- ◆ Hit first career inside-the-park homer Aug. 23 at U.S. Cellular Field.

2012

- ◆ Appeared in a then career-best 157 games during seventh season with **Texas**...Finished third in the A.L. with 105 runs scored, breaching the century mark in runs scored for the fourth time in previous five seasons.
- ◆ Tabbed as an American League All-Star for the third time in career.
- ◆ Was just the fifth player in Rangers history to tally 40 doubles, five triples and 15 home runs in a season and the only to amass those numbers with 20 stolen bases.

2011

- ◆ In sixth season with the **Rangers**, scored 121 runs, good for second in the American League...Also ranked fifth in the league with 89 walks, tied for fifth with 32 home runs and tied for ninth with 30 stolen bases.
- ◆ Became the first Ranger to log multiple 30 HR/30 SB seasons...Was one of four Major Leaguers to hit 30 HR, steal 30 bases and score 100 runs: Matt Kemp, Jacoby Ellsbury, Ryan Braun.

GAMER

Most games played in A.L. since 2006

Player	Games
Robinson Cano	1,866
Adrian Beltre	1,692
Ian Kinsler	1,673
Joe Mauer	1,565
Adam Jones	1,541

FIRST THINGS FIRST

Most leadoff home runs all time

Player	HR
Rickey Henderson	81
Alfonso Soriano	54
Craig Biggio	53
Ian Kinsler	46
Jimmy Rollins	46

FOUR OF A KIND

Players with 15 HR, 15 SB and 100 R in 2014

Player	HR/SB/R
Ian Kinsler	17/15/100
Mike Trout	36/16/111
Anthony Rendon	17/15/100
Brian Dozier	23/21/112





2018 ANGELS



2010

- ◆ Despite limited playing time due to injury in fifth season with **Texas**, was named to second career All-Star team.
- ◆ Recorded seventh 20 SB/15 HR season, the most in Rangers franchise history.

2009

- ◆ In fourth season for **Texas**, set a then career high with 86 RBI...Was just the sixth Ranger second baseman all time with an 85+ RBI season.
- ◆ Finished seventh in the A.L. with 31 stolen bases, 10th in runs scored (101).
- ◆ Hit for the cycle Apr. 15 vs. Baltimore, going 6-for-6 in the contest...Was the first player in Major League history (since 1900) to have a six-hit cycle in a nine-inning game...Also tied the M.L. record for hits in a nine-inning game.
- ◆ Named the American League Co-Player of the Week with Zack Greinke for period ending Apr. 19.

2008

- ◆ Set a career high batting .319 during third season with the **Rangers**...Was the fourth-highest average in franchise history by a second baseman and the highest since Frank Catalanotto (.330) in 2001.
- ◆ Ranked in the A.L. Top 10 in average (.319; 4th), runs (102; T8th) and stolen bases (26; T8th).
- ◆ Tabbed as an A.L. All-Star for the first time in career.

2007

- ◆ Completed second season with **Texas** and was one of five A.L. players with 20 home runs and 20 stolen bases...Was the youngest Ranger in Club history to log a 20 HR/20 SB season.
- ◆ Named A.L. Player of the Week for period ending Apr. 15...First such honor of career.

2006

- ◆ Made first career Opening Day roster and first Major League action with **Texas**...Named Rangers Rookie of the Year by the Dallas-Fort Worth BBWAA.
- ◆ Led American League rookies with 27 doubles, third with 65 runs, 42 extra-base hits and 55 RBI, fourth with a .286 average, 14 home runs and 121 hits...Finished seventh in the A.L. Rookie of the Year voting (Justin Verlander).
- ◆ Made Major League debut on Opening Day, Apr. 3 vs. Boston...First hit came that afternoon, a single off Curt Schilling... Connected for first home run Apr. 6 vs. Detroit.

POSTSEASON EXPERIENCE

- ◆ Appeared in four different postseasons, including two trips to the World Series (2010 and 2011)...In 37 postseason games, owns a .291 (39/134) average with seven doubles, a triple, four home runs and 20 RBI... Among actives, ranks in the Top 10 of A.L. Postseason marks in average (.291; 5th), hits (39; T7th), RBI (20; 8th) and runs scored (18, T9th).
- ◆ In **2014**, started in all three of Detroit's games during the Division Series vs. the Orioles, going 1-for-12 (.083)...During the **2012** American League Wild Card Game, went 2-for-3 with a walk and a run scored in the Rangers' 5-1 loss to Baltimore...Marked third consecutive postseason appearance...During Texas' **2011** run to the World Series, combined to hit .308 (20/65) with five doubles, a home run and 11 RBI...During the World Series vs. St. Louis, posted a .360 (9/25) with a double, two RBI, two runs scored, seven walks and a stolen base...The seven walks were the second-most ever drawn in a single postseason series in Rangers history (Josh Hamilton, 8 BB during 2010 ALCS) while his nine hits were tied for the most...Made postseason debut in 2010 during first of Texas' back-to-back World Series runs...During Division Series vs. Tampa Bay, hit .444 (8/18) with three home runs and six RBI...Homered in Games 2, 3 and 5...Home run in Game 5 came in the 9th inning to push Rangers lead from 3-1 to 5-1...Drove in three RBI and collected a double and triple during the ALCS vs. New York...Went 3-for-16 (.188) during Texas' defeat in five games (1-4) to the Giants in the World Series.

WILD CARD GAME TOTALS

Year	Club	Opp	AVG	G	AB	R	H	2B	3B	HR	RBI	SH	SF	HBP	BB	IBB	SO	SB	CS	GDP	SLG	OBP	E	
2012	—	TEX, BAL	.667	1	3	1	2	0	0	0	0	0	0	0	1	0	0	0	0	0	1	.667	.750	0

DIVISION SERIES TOTALS

Year	Club	Opp	AVG	G	AB	R	H	2B	3B	HR	RBI	SH	SF	HBP	BB	IBB	SO	SB	CS	GDP	SLG	OBP	E
2010	—	TEX, TB	.444	5	18	5	8	0	0	3	6	0	0	0	2	0	2	0	0	0	.944	.500	2
2011	—	TEX, TB	.250	4	16	2	4	2	0	1	3	0	0	0	3	0	3	1	0	0	.563	.368	0
2014	—	DET, BAL	.083	3	12	0	1	0	0	0	0	0	0	0	1	0	3	0	0	0	.083	.154	0
Totals			.283	12	46	7	13	2	0	4	9	0	0	0	6	0	8	1	0	0	.587	.365	2

CHAMPIONSHIP SERIES TOTALS

Year	Club	Opp	AVG	G	AB	R	H	2B	3B	HR	RBI	SH	SF	HBP	BB	IBB	SO	SB	CS	GDP	SLG	OBP	E
2010	—	TEX, NYY	.250	6	20	1	5	1	1	0	3	1	1	0	3	0	3	2	1	0	.400	.333	0
2011	—	TEX, DET	.292	6	24	6	7	2	0	0	6	0	0	1	4	0	2	1	1	1	.375	.414	0
Totals			.273	12	44	7	12	3	1	0	9	1	1	1	7	0	5	3	2	1	.386	.377	0



2018 ANGELS



WORLD SERIES TOTALS

Year	Club, Opp	AVG	G	AB	R	H	2B	3B	HR	RBI	SH	SF	HBP	BB	IBB	SO	SB	CS	GDP	SLG	OBP	E
2010	—TEX, SF	.188	5	16	1	3	1	0	0	0	0	0	0	3	0	2	1	0	1	.250	.316	0
2011	—TEX, St.L	.360	7	25	2	9	1	0	0	2	0	0	0	7	1	4	1	3	0	.400	.500	2
Totals		.293	12	41	3	12	2	0	0	2	0	0	0	10	1	6	2	3	1	.341	.431	2

NOTABLE MINOR LEAGUE AWARDS AND HONORS

- ◆ **2004** Texas Rangers Tom Grieve Minor League Player of the Year...Midwest League Post-Season All-Star...*Baseball America's* Mid-Season and Postseason All-Star team.
- ◆ **2005** Midwest League Mid-Season All-Star...Rangers Minor League Player of the Month for August.

CAREER TRANSACTIONS

- ◆ June 5, 2000...Selected by the **Diamondbacks** in the 29th round of the First Year Player Draft (did not sign).
- ◆ June 5, 2001...Selected by the **Diamondbacks** in the 26th round of the First Year Player Draft (did not sign).
- ◆ June 3, 2003...Selected by the **Rangers** in the 17th round of the First Year Player Draft (signed June 24, 2003).
- ◆ Feb. 19, 2008....Signed a five-year contract with the **Rangers**.
- ◆ Apr. 11, 2012....Signed a five-year contract with the **Rangers**.
- ◆ Nov. 20, 2013...Acquired by the **Tigers** from the **Rangers** for INF Prince Fielder and cash considerations.
- ◆ Dec. 14, 2017...Acquired by the **Angels** from the **Tigers** for RHP Wilkel Hernandez and OF Troy Montgomery.

PERSONAL/MISC

- ◆ Ian Michael Kinsler.
- ◆ Originally signed by Rangers scout Mike Grouse.
- ◆ Leads up a charity called Kinsler's Kids in partnership with The Birthday Party Project, which brings joy to homeless children through the magic of birthdays, celebrated at his home ballpark...Met with select graduates for the Gang Resistance Education and Training (G.R.E.A.T.) in Detroit...Served as the Tigers Strikeout Bullying representative in 2014 and 2015.
- ◆ Played high school baseball at Canyon del Oro High School (AZ)...Team won state titles in 1997 and 2000...First-Team All-State and First-Team All-League during senior campaign...Second-Team All-League honors as a junior...Played high school baseball with Scott Hairston and Brian Anderson...Also named to Arizona's All-State team in soccer as a senior... Attended Central Arizona College in 2001, Arizona State University in 2002 and University of Missouri in 2003...Was a business communications major in college.
- ◆ Father, Howard, played basketball during freshman season at the University of Arizona.



MISCELLANEOUS STATS

TWO-HR GAMES (13)

July 20, 2015 vs. SEA
 Aug. 20, 2011 at CWS
 Aug. 27, 2009 at NYY
 May 15, 2009 vs. LAA
 May 25, 2006 vs. OAK

Sept. 7, 2011 at TB
 July 16, 2011 at SEA
 July 19, 2009 vs. MIN
 Apr. 25, 2009 at BAL

Sept. 1, 2011 vs. TB
 June 29, 2011 at HOU
 June 16, 2009 vs. HOU
 June 19, 2007 vs. CHC

CAREER GRAND SLAMS HOME RUNS (1)

May 31, 2016 at LAA

CAREER LEADOFF HOME RUNS (46)

Aug. 16, 2017 at TEX
 June 16, 2017 vs. TB
 Sept. 30, 2016 at ATL
 Aug. 4, 2016 vs. CWS
 June 13, 2016 at CWS
 Aug. 30, 2014 (1) at CWS
 May 4, 2013 vs. BOS
 Aug. 25, 2012 vs. MIN
 June 8, 2012 at SF
 Aug. 20, 2011 at CWS
 May 27, 2011 vs. KC
 Sept. 8, 2010 at TOR
 June 30, 2009 vs. LAA
 May 1, 2009 vs. CWS
 June 27, 2008 vs. PHI
 Apr. 20, 2008 at BOS

Aug. 3, 2017 at BAL
 May 21, 2017 vs. TEX
 Sept. 12, 2016 vs. MIN
 July 20, 2016 vs. MIN
 May 16, 2016 vs. MIN
 Aug. 22, 2014 at MIN
 Sept. 27, 2012 vs. OAK
 Aug. 2, 2012 vs. LAA
 Apr. 24, 2012 vs. NYY
 July 16, 2011 at SEA
 Apr. 2, 2011 vs. BOS
 Sept. 1, 2009 vs. TOR
 June 16, 2009 vs. HOU
 Apr. 25, 2009 at BAL
 June 21, 2008 at WAS

June 20, 2017 at SEA
 Apr. 20, 2017 at TB
 Aug. 27, 2016 vs. LAA
 July 15, 2016 vs. KC
 July 9, 2015 at MIN
 Sept. 17, 2013 at TB
 Sept. 14, 2012 vs. SEA
 June 26, 2012 vs. DET
 Sept. 6, 2011 at TB
 June 29, 2011 at HOU
 Apr. 1, 2011 vs. BOS
 July 19, 2009 vs. MIN
 May 3, 2009 vs. CWS
 Aug. 16, 2008 vs. TB
 May 1, 2008 vs. KC



2018 ANGELS



CAREER WALK-OFF HITS / RBI (7)

June 7, 2016 vs. TOR (RBI single; 10th)
 May 12, 2015 vs. MIN (RBI single; 10th)
 July 19, 2009 vs. MIN (2-run HR; 12th)

Sept. 19, 2015 vs. KC (Solo HR; 11th)
 Apr. 2, 2014 vs. KC (RBI single; 10th)

Aug. 6, 2015 vs. KC (2-run HR; 9th)
 July 8, 2012 vs. MIN (RBI single; 13th)

ALL-STAR GAME RECORD

Year	Club	Site	AVG	G	AB	R	H	2B	3B	HR	RBI	SH	SF	HBP	BB	IBB	SO	SB	CS	GDP	SLG	OBP	E
2008	A.L.	NYG	.200	1	5	0	1	0	0	0	0	0	0	0	0	0	1	1	1	0	.200	.200	0
2010	A.L.	LAA	.000	1	1	0	0	0	0	0	0	0	0	0	1	0	0	0	0	0	.000	.500	0
2012	A.L.	KC	.000	1	2	0	0	0	0	0	0	0	0	0	0	0	1	0	0	0	.000	.000	0
2014	A.L.	MIN	.000	1	1	0	0	0	0	0	0	0	0	0	0	0	1	0	0	0	.000	.000	0
TOTALS			.111	4	9	0	1	0	0	0	0	0	0	0	1	0	3	1	1	0	.200	.111	0

CAREER FIELDING

POS	PCT	G	PO	A	E	TC	DP
2B	.981	1628	3088	4754	154	7996	1166
3B	---	1	0	0	0	0	0

KINSLER'S CAREER HIGHS

SEASON	GAME
AVG .319 — 2008	H 6 — 4/15/09 vs. BAL
H 188 — 2014	HR 2 — 13 times; last, 7/20/15 vs. SEA
R 121 — 2011	R 5 — 4/15/09 vs. BAL
BB 89 — 2011	BB 3 — 13 times; last, 5/6/15 at CWS
2B 42 — 2012	2B 2 — 7/10/15 at MIN
HR 32 — 2011	RBI 4 — 2 times; last, 5/31/16 vs. LAA
RBI 92 — 2014	SB 2 — 3 times; last, 6/20/17 at SEA
SB 31 — 2009	Hit Streak 25 — June 17-July 13, 2008





2018 ANGELS



IAN KROL

LHP

47

OPENING DAY AGE: 26
BIRTHPLACE: Hinsdale, IL
ACQUIRED: Signed as minor league free agent, Jan. 31, 2018
SIGNED THRU: 2018

BORN: May 9, 1991
RESIDES: Naperville, IL
MLB SERVICE: 3 years, 149 days

HEIGHT: 6-1
WEIGHT: 210
BATS: LEFT
THROWS: LEFT

NON-ROSTER INVITEE

KROL'S LIFETIME PITCHING RECORD

Year	Club	W-L	ERA	G	GS	CG	GF	SHO	SV	IP	H	R	ER	HR	HB	BB	IBB	SO	WP	BK	BAA
2009	Athletics (AZL)	0-0	0.00	1	1	0	0	0	0	1	0	0	0	0	0	0	0	0	0	0	0.000
	Vancouver	0-1	8.10	3	1	0	0	0	0	3.1	6	5	3	0	0	1	0	4	0	0	.375
2010	Kane County	9-4	2.65	24	23	0	1	0	0	118.2	98	42	35	5	7	19	1	91	2	3	.223
	Stockton	1-0	3.66	4	4	0	0	0	0	19.2	18	9	8	3	1	9	0	20	0	0	.247
2011	Athletics (AZL)	0-0	0.00	3	3	0	0	0	0	5	0	0	0	0	0	0	0	6	0	0	.000
2012	Stockton	1-7	5.21	21	15	0	2	0	0	86.1	95	64	50	13	3	24	0	79	1	1	.275
	Midland	1-2	5.06	8	0	0	3	0	0	10.2	11	6	6	0	0	2	1	10	2	0	.289
2013	Harrisburg	0-0	0.69	21	0	0	6	0	1	26	14	4	2	1	2	7	0	29	0	0	.157
	WASHINGTON	2-1	3.95	32	0	0	10	0	0	27.1	28	12	12	5	0	8	1	22	2	0	.264
2014	Syracuse	1-1	4.91	5	0	0	1	0	0	3.2	2	2	2	0	0	1	0	7	0	0	.154
	DETROIT	0-0	4.96	45	0	0	5	0	1	32.2	42	23	18	6	2	13	4	28	1	1	.304
2015	West Michigan (1)	0-0	0.00	1	0	0	0	0	0	1	0	0	0	0	0	0	0	1	0	0	.000
	Toledo	0-0	3.86	8	0	0	3	0	0	7	11	3	3	1	0	1	0	12	0	0	.344
2016	DETROIT	2-3	5.79	33	0	0	6	0	0	28	31	19	18	4	2	17	1	26	0	0	.287
	Toledo	1-1	2.30	28	0	0	5	0	1	31.1	21	10	8	0	0	13	0	34	3	0	.186
2017	Gwinnett	1-2	4.38	12	0	0	3	0	1	12.1	10	6	6	1	0	6	0	14	1	0	.213
	ATLANTA	2-0	3.18	63	0	0	7	0	0	51	54	19	18	4	3	13	3	56	5	0	.271
2018	ATLANTA	2-2	5.33	51	0	0	15	0	0	49	50	34	29	8	4	21	0	44	2	0	.266
	Braves (GCL) (1)	0-0	0.00	2	0	0	0	0	0	2	1	0	0	0	0	0	0	4	1	0	.125
	Florida (1)	0-0	0.00	1	0	0	0	0	0	2	1	0	0	0	1	0	0	1	0	0	.167
	Gwinnett (1)	1-0	0.00	1	0	0	0	0	0	1	0	0	0	0	1	2	0	0	0	0	.000
MAJOR TOTALS		8-6	4.55	224	0	0	43	0	1	188	205	107	95	27	11	72	9	176	10	1	.277
MINOR TOTALS		16-18	3.34	143	47	0	24	0	3	331	288	151	123	24	15	85	2	312	10	4	.232

(1) rehab assignment

- ◆ Ian Albert Krol...Last name is pronounced: khrol.
- ◆ Has been on a Major League Opening Day roster three of last four years (2014-15 with Detroit, 2017 with Atlanta).
- ◆ One of two relievers to appear in at least 50 games for Braves each of last two seasons (also, Jim Johnson).
- ◆ Missed 25 games on disabled list for Atlanta (Aug. 4-Sept. 1, 2017) with left oblique strain.
- ◆ Set career-high totals with 63 appearances, 56 strikeouts and a 3.18 ERA (51 IP - 18 ER) in 2016...His 63 appearances ranked second most in Majors and were most by a Braves lefty since Luis Avilan (75 games) in 2013.
- ◆ Was traded to Atlanta from Detroit with LHP Gabe Speier in exchange for OF Cameron Maybin, Nov. 20, 2015.
- ◆ Recorded first Major League save June 14, 2014 vs. Minnesota.
- ◆ Acquired by Detroit with LHP Robbie Ray & INF Steve Lombardozzi from Washington for RHP Doug Fister, Dec. 2, 2013.
- ◆ Earned first Major League win July 25, 2013 vs. Pittsburgh.
- ◆ Made Major League debut with Nationals, June 5, 2013 vs. New York Mets (1 IP, 1 H, 3 SO).
- ◆ Acquired by Washington as player to be named later from Oakland, Mar. 20, 2013, completing three-team trade in which Washington acquired RHP A.J. Cole and RHP Blake Treinen from Oakland...Seattle acquired OF Michael Morse from Washington and Oakland acquired C John Jaso from Seattle, Jan. 16, 2013.
- ◆ Was selected as Midwest League Mid-Season and Post-Season All-Star in 2010 with Kane County.
- ◆ Had college commitment to pitch at University of Arizona but elected to sign with Oakland after being selected by Athletics in seventh round of 2009 First-Year Player Draft...Signed by A's scout Kevin Mello.
- ◆ Attended Neuqua Valley HS (IL) ...Went 9-1 with a 0.94 ERA and tossed two no-hitters as a junior in 2008.



2018 ANGELS



JACK KRUGER

C

98

OPENING DAY AGE: 23
BIRTHPLACE: Los Angeles, CA
ACQUIRED: Selected in 20th round of 2016 First-Year Player Draft
SIGNED THRU: 2018

BORN: Oct. 26, 1994
RESIDES: Calabasas, CA

HEIGHT: 6-1
WEIGHT: 185
BATS: RIGHT
THROWS: RIGHT

NON-ROSTER INVITEE

KRUGER'S LIFETIME PLAYING RECORD

Year	Club	AVG	G	AB	R	H	2B	3B	HR	RBI	SH	SF	HBP	BB	IBB	SO	SB	CS	GDP	SLG	OBP	E
2016	Orem	.330	27	103	14	34	7	1	0	14	1	2	1	6	0	11	6	1	4	.417	.366	-
	Angels (AZL)	.154	3	13	3	2	0	0	0	0	0	0	1	1	0	3	0	0	0	.154	.267	-
2017	Burlington	.232	69	267	34	62	13	2	4	23	1	2	4	21	0	54	2	1	11	.341	.296	6
	Inland Empire	.255	35	137	21	35	4	1	1	16	1	2	0	18	0	26	0	0	6	.321	.338	6
MINOR TOTALS		.256	134	520	72	133	24	4	5	53	3	6	6	46	0	94	8	2	21	.346	.320	12

- ◆ Timothy John Kruger...Originally signed by Angels' scout J.T. Zink.
- ◆ On Twitter: @jack_kruger35
- ◆ 2017 marked second season in Angels system...Split campaign between Low-A Burlington and High-A Inland Empire...Combined to bat .240 (97/404) with 55 runs, 17 doubles, three triples, five home runs and 53 RBI in 104 games...Connected for first professional HR May 13 vs. West Michigan...Named Angels Organizational Defensive Player of the Month for August.
- ◆ Played majority of first professional campaign in 2016 with Angels' Rookie-level squad Orem...Hit .330 (34/103) across 27 games.
- ◆ Played junior campaign at Mississippi State University in 2016...Hit .344 (72/209) with 43 runs, 19 doubles, eight HR and 30 RBI in 54 games...Majored in management.
- ◆ Appeared in 46 games as sophomore in 2015 at Orange Coast College, hitting .310 in 168 at-bats...Earned tournament MVP honors at the California Community College Athletic Association State Championship.
- ◆ Played true freshman season in 2014 at the University of Oregon (28 games with 17 starts).
- ◆ 2013 graduate of Oaks Christian High School in Westlake Village (CA)...Earned honorable mention All-American status by Perfect Game in 2011 and 2012...Named first-team All-CIF Division IV and Ventura County Player of the Year as a senior in 2013.





2018 ANGELS



JOHN LAMB

LHP

49

OPENING DAY AGE: 27
BIRTHPLACE: La Palma, CA
ACQUIRED: Signed as minor league free agent, Jan. 22, 2018
SIGNED THRU: 2018

BORN: July 10, 1990
RESIDES: Laguna Hills, CA
MLB SERVICE: 160 days

HEIGHT: 6-4
WEIGHT: 205
BATS: LEFT
THROWS: LEFT

NON-ROSTER INVITEE

LAMB'S LIFETIME PITCHING RECORD

Year	Club	W-L	ERA	G	GS	CG	GF	SHO	SV	IP	H	R	ER	HR	HB	BB	IBB	SO	WP	BK	BAA
2009	Burlington	2-2	3.95	6	6	0	0	0	0	27.1	24	14	12	4	2	9	0	25	2	0	.238
	Idaho Falls	3-1	3.70	8	8	0	0	0	0	41.1	33	20	17	4	1	11	0	46	2	0	.217
2010	Burlington	2-3	1.58	8	8	0	0	0	0	40	26	12	7	2	3	17	0	43	0	0	.188
	Wilmington	6-3	1.45	13	13	0	0	0	0	74.2	59	18	12	1	3	15	0	90	3	0	.219
	NW Arkansas	2-1	5.45	7	7	0	0	0	0	33	37	24	20	2	3	13	0	26	0	0	.280
2011	NW Arkansas	1-2	3.09	8	8	0	0	0	0	35	33	15	12	3	1	13	0	22	1	0	.246
2012	Royals (AZL)	0-0	6.35	4	4	0	0	0	0	5.2	6	4	4	0	0	2	0	6	0	0	.250
	Idaho Falls	0-1	7.36	2	2	0	0	0	0	7.1	9	6	6	2	0	2	0	8	1	0	.300
2013	Wilmington	4-12	5.63	19	19	0	0	0	0	92.2	109	61	58	13	4	19	0	76	1	0	.294
	Omaha	1-2	6.75	3	3	0	0	0	0	16	15	12	12	1	2	7	0	10	0	0	.242
2014	Omaha	8-10	3.97	27	26	0	0	0	0	138.1	137	78	61	19	9	68	0	131	8	0	.258
2015	Omaha	9-1	2.67	17	17	0	0	0	0	94.1	80	35	28	7	4	29	0	96	1	2	.233
	Louisville	1-1	2.65	3	3	0	0	0	0	17	14	5	5	0	1	7	0	21	0	0	.222
	CINCINNATI	1-5	5.80	10	10	0	0	0	0	49.2	58	32	32	8	2	19	0	58	0	0	.296
2016	Louisville	2-2	5.22	6	6	0	0	0	0	29.1	35	18	17	1	2	9	0	26	0	0	.299
	CINCINNATI	1-7	6.43	14	14	0	0	0	0	70	84	54	50	14	1	31	0	58	1	1	.303
2017	Salt Lake	6-3	5.37	13	13	0	0	0	0	70.1	85	44	42	9	4	26	0	48	2	0	.307
MAJOR TOTALS		2-12	6.17	24	24	0	0	0	0	119.2	142	86	82	22	3	50	0	116	1	1	.300
MINOR TOTALS		47-44	3.90	144	143	0	0	0	0	722.1	702	366	313	68	39	247	0	674	21	2	.256

- ◆ John Michael Lamb.
- ◆ Served a 50-game suspension during 2017 season following a positive test for a drug in violation of the Minor League Drug Prevention and Treatment Program.
- ◆ Began 2016 season on disabled list recovering from Dec. 2015 surgery to repair disc in lower back...Suffered sprained left thumb during plate appearance on May 8 vs. Milwaukee after getting jammed while grounding out...On May 21 vs. Seattle, was hit in back by a Nelson Cruz line drive, but remained in game...On June 1 at Colorado was hit on left hip by a Ryan Raburn line drive, but remained in game...Was placed on disabled list by Triple-A Louisville on Aug. 4 for remainder of season with strained left elbow.
- ◆ In 2015, was one of nine rookie pitchers who combined to make 110 starts for Reds, establishing franchise record.
- ◆ Made Major League debut with Reds Aug. 14, 2015 in start at Dodger Stadium (L; 6 IP, 5 ER, 8 H, 2 BB, 7 SO).
- ◆ Traded by Kansas City to Cincinnati July 26, 2015 along with LHP Brandon Finnegan and LHP Cody Reed in exchange for RHP Johnny Cueto.
- ◆ Selected to 2015 Pacific Coast League Mid-Season All-Star Team.
- ◆ Underwent Tommy John surgery to repair torn ulnar collateral ligament in left elbow during 2011 season.
- ◆ Entered 2010 and 2011 seasons rated as having best control in Royals minor league system by *Baseball America*...In 2011, his change-up was rated the best in KC organization.
- ◆ In 2010, received Paul Splittorff Award as best pitcher in Kansas City Royals organization and was a *Baseball America* All-Star.
- ◆ Named 2009 Idaho Falls Pitcher of the Year.
- ◆ Attended Laguna Hills HS (CA)...During junior season was named league Player and Pitcher of the Year after going 9-2 with a 1.48 ERA while hitting .396 to lead team to conference championship...Missed senior season following car accident.
- ◆ Is grandson of longtime Los Angeles public address announcer John Ramsey, who worked for the Angels for three years in the 1960's and again from 1979-84...From 1958-90, his career as a PA announcer, included work with the Dodgers, Kings, Lakers, Rams, Raiders and USC football.
- ◆ Originally signed by Royals scouts Gary Johnson and John Ramey after being selected by Kansas City in fifth round of 2008 First-Year Player Draft.



2018 ANGELS



RYMER LIRIANO

OF

37

OPENING DAY AGE: 26
BIRTHPLACE: Santo Domingo, DR
MARRIED: Janeidy
ACQUIRED: Signed as a minor league free agent, Jan. 24, 2017
SIGNED THRU: 2018

BORN: June 20, 1991
RESIDES: Santo Domingo, DR
MLB SERVICE: 1 year, 79 days

HEIGHT: 6-0
WEIGHT: 220
BATS: RIGHT
THROWS: RIGHT

NON-ROSTER INVITEE

LIRIANO'S LIFETIME PLAYING RECORD

Year	Club	AVG	G	AB	R	2B	3B	HR	RBI	SH	SF	HBP	BB	IBB	SO	SB	CS	GDP	SLG	OBP	E	
2008	DSL Padres	.198	67	232	34	46	13	1	9	37	0	2	5	28	1	106	9	5	3	.379	.296	3
2009	AZL Padres	.350	50	197	44	69	8	1	8	44	0	2	2	15	0	52	14	5	6	.523	.398	8
2010	Fort Wayne	.191	50	188	21	36	11	1	2	20	0	2	1	10	0	54	11	6	3	.293	.234	5
	Eugene	.271	53	203	35	55	13	6	0	12	1	1	3	17	1	53	17	7	10	.394	.335	5
	Lake Elsinore	.220	14	50	3	11	2	0	1	6	0	0	0	5	0	12	3	0	0	.320	.291	3
2011	Lake Elsinore	.127	15	55	8	7	1	1	0	6	0	0	0	6	0	13	1	3	1	.182	.213	1
	Fort Wayne	.319	116	455	81	145	30	8	12	62	2	9	6	47	1	95	65	20	13	.499	.383	11
2012	Lake Elsinore	.298	74	282	41	84	22	2	5	41	0	3	8	21	2	69	22	7	9	.443	.360	3
	San Antonio	.251	53	183	24	46	10	2	3	20	0	0	3	20	4	50	10	1	6	.377	.335	4
2013																						
2014	San Antonio	.264	99	371	55	98	20	2	14	53	0	3	6	35	1	102	17	7	16	.442	.335	3
	El Paso	.452	16	62	14	28	11	1	0	13	0	0	1	8	0	14	3	1	2	.661	.521	2
	SAN DIEGO	.220	38	109	13	24	2	0	1	6	0	1	2	9	1	39	4	1	6	.266	.289	4
2015	El Paso	.292	131	472	85	138	31	3	14	64	1	4	8	64	1	132	18	8	12	.460	.383	7
2016																						
2017	Charlotte	.256	123	449	67	115	15	3	17	52	2	3	4	42	0	133	7	4	14	.416	.323	5
	CHICAGO (AL)	.220	21	41	4	9	2	0	1	6	0	0	0	5	0	14	1	0	0	.341	.304	0
MAJOR TOTALS	2020	.250	59	150	17	33	4	0	2	12	0	1	2	14	1	53	5	1	6	.287	.293	4
MINOR TOTALS		.274	861	3199	512	878	187	31	85	430	6	29	47	318	11	885	197	72	97	.432	.346	60

(1) rehab assignment

- ◆ Rymer Omar Liriano (RYE-mur)...On Twitter: @rymerliriano
- ◆ Returned to action in 2017 in White Sox system after missing all of 2016 with multiple face fractures...Claimed off waivers from Milwaukee on Oct. 28, 2016...Spent majority of season with Triple-A Charlotte slashing to .256/323/416...Set career bests in home runs (17)...Called up to big league club in Sept. and appeared in 21 games with White Sox...Connected for second MLB HR on Sept. 4 vs. Cleveland off Trevor Bauer.
- ◆ In 2016, traded by San Diego to Milwaukee in exchange for LHP Trevor Seidenberger on Jan. 28.
- ◆ Missed entire season due to multiple facial fractures after being hit in face by a pitch in Brewers spring training game on Mar. 20 vs. Dodgers...Played in 37 games for Licy in Dominican Winter League (DWL).
- ◆ In 2015 with Triple-A El Paso, batted .292 (138/472) with 14 HR, 64 RBI, 85 runs and 18 SB in 131 games...Ranked among Pacific Coast leaders in runs (3rd, 85) and walks (14th, 64)...Named MiLB.com Organizational All-Star...Played in 34 games for Licy in DWL.
- ◆ Made Major League debut in 2014 with San Diego after spending most of season in minors...Appeared in 38 games with Padres, including 29 starts in right field...Recalled Aug. 11 and made MLB debut that night vs. Colorado, going 0-2 with a sac fly...Recorded his first career hit on Aug. 12 vs. Rockies, an infield single off Yohan Flande...Hit first home run Aug. 13 vs. Colorado, a two-run shot off Tyler Matzek.
- ◆ Combined to hit .291 (126/433) with 32 doubles, three triples, 14 home runs, 66 RBI and 69 runs scored over 115 games between Double-A San Antonio and El Paso...Named a Texas League All-Star...Promoted to El Paso on July 23, batting .452 (28/62) with 13 RBI in 16 games...Tabbed an MiLB.com Organizational All-Star and Mid-Season All-Star...Played for Licy in DWL.
- ◆ Missed entire 2013 season after undergoing Tommy John surgery on right elbow.
- ◆ In 2012, batted a combined .280 (130/465) with eight home runs, 61 RBI and 32 stolen bases in 127 games between Single-A Lake Elsinore and Double-A San Antonio...Named a California League All-Star.
- ◆ Selected to 2012 World Team for Futures Game at Kauffman Stadium...Tabbed by *Baseball America* as sixth-best prospect in Cal League and 10th-best in Texas League...Played with Peoria in Arizona Fall League, hitting .319 (29/101) with four HR and 15 RBI in 22 games...Also played with Licy in DWL...Entered season rated by *Baseball America* as No. 3 Prospect in Padres organization.
- ◆ Finest professional season came in 2011...Hit .298/365/465 with 31 doubles, nine triples, 12 home runs, 68 RBI and 66 stolen bases over 131 games between Single-A Fort Wayne and Lake Elsinore...Named Midwest League Most Valuable Player with Fort Wayne after batting .319/383/499 with 12 homers, 62 RBI and 65 stolen bases over 116 games...Ranked among MWL leaders in steals (2nd, 65), average (14th, .319), hits (5th, 145) and triples (T5th, 8)...Opened season with Lake Elsinore and transferred to Fort Wayne on Apr. 24...Played in 16 games for Licy in DWL.
- ◆ In 2010, combined to hit .231 (102/441) with three home runs, 38 RBI and 31 stolen bases in 117 games between Fort Wayne (50 games), Single-A Eugene (53) and Lake Elsinore (14)...Rated by *Baseball America* with Best Outfield Arm in Padres system.
- ◆ Ranked among 2009 Arizona League leaders in homers (2nd, 8), RBI (3rd, 44), hits (3rd, 69), total bases (3rd, 103) and average (5th, .350)...Named to AZL post-season All-Star team.
- ◆ Made professional debut in 2008 with Dominican Summer League Padres, appearing in 67 games...Signed by Randy Smith and Felix Francisco.



2018 ANGELS



MARTÍN MALDONADO

C 12

OPENING DAY AGE: 31

BIRTHPLACE: Naguabo, PR

MARRIED: Janelise Marquez

ACQUIRED: From Milwaukee with RHP Drew Gagnon in exchange for CJett Bandy, Dec. 13, 2016

SIGNED THRU: 2018

BORN: Aug. 16, 1986

RESIDES: Ioa Alta, PR

CHILDREN: Anaijah Milla

MLB SERVICE: 5 years, 156 days

HEIGHT: 5-11

WEIGHT: 225

BATS: RIGHT

THROWS: RIGHT

MALDONADO'S LIFETIME PLAYING RECORD

Year	Club	AVG	G	AB	R	H	2B	3B	HR	RBI	SH	SF	HBP	BB	IBB	SO	SB	CS	GDP	OBP	SLG	E
2004	—Angels (AZL)	.217	25	60	5	13	1	0	0	4	0	0	2	3	0	13	2	1	4	.277	.233	7
2005	—Angels (AZL)	.256	27	86	6	22	2	0	0	10	1	1	1	2	0	9	0	0	3	.278	.279	3
	Orem	.250	9	32	4	8	0	0	1	2	0	0	0	2	0	6	0	0	1	.294	.344	3
2006	—Angels (AZL)	.222	21	63	9	14	1	1	0	6	3	0	3	7	0	12	0	2	3	.329	.270	6
2007	—West Virginia	.221	66	208	20	46	8	0	2	22	6	1	13	14	0	36	2	0	6	.309	.288	5
2008	—Brevard County	.266	34	94	8	25	8	0	0	9	2	1	5	8	0	17	3	1	4	.352	.351	5
	Huntsville	.194	31	98	4	19	2	0	2	8	4	0	0	4	0	24	0	0	5	.225	.276	1
2009	—Wisconsin	.105	7	19	1	2	0	0	0	2	0	1	0	2	0	7	1	0	1	.182	.105	0
	Brevard County	.199	81	251	25	50	9	0	2	21	9	2	7	30	0	51	2	1	6	.300	.259	4
	Nashville	.333	7	18	1	6	1	0	0	3	0	1	0	1	0	2	0	0	0	.350	.389	1
2010	—Brevard County	.121	10	33	1	4	0	0	0	3	0	1	2	1	0	8	1	0	0	.189	.121	0
	Huntsville	.252	34	103	9	26	6	0	2	12	2	2	7	9	0	24	0	2	5	.347	.369	4
	Nashville	.253	52	174	19	44	9	0	7	26	7	4	2	14	2	45	0	1	6	.309	.425	2
2011	—Huntsville	.264	64	208	24	55	13	0	3	34	3	2	9	19	0	56	2	1	6	.349	.370	5
	Nashville	.321	39	134	23	43	5	0	8	25	4	1	5	16	0	21	0	0	6	.410	.537	1
	MILWAUKEE	.000	3	1	0	0	0	0	0	0	0	0	0	0	0	1	0	0	0	.000	.000	0
2012	—Nashville	.198	35	121	10	24	6	0	4	13	1	3	4	9	0	37	0	2	3	.270	.347	6
	MILWAUKEE	.266	78	233	22	62	9	0	8	30	4	0	2	17	0	56	1	1	5	.321	.408	6
2013	—MILWAUKEE	.169	67	183	13	31	7	1	4	22	3	0	3	13	1	53	0	0	2	.236	.284	4
2014	—MILWAUKEE	.234	52	111	14	26	5	0	4	16	1	0	3	11	1	32	0	0	4	.320	.387	7
2015	—MILWAUKEE	.210	79	229	19	48	7	0	4	22	1	2	1	23	3	65	0	1	6	.282	.293	9
2016	—MILWAUKEE	.202	76	208	21	42	7	0	8	21	3	1	6	35	9	56	1	0	6	.332	.351	7
2017	—LAA	.221	138	429	43	95	19	1	14	38	8	1	18	15	1	119	0	2	12	.368	.276	2
MAJOR TOTALS	.218	493	1394	132	304	54	2	42	149	20	4	33	114	15	382	2	4	35	.350	.292	35	
MINOR TOTALS	.236	542	1702	169	401	71	1	31	200	42	20	60	13	2	368	11	141	59	.313	.333	53	

Pitching Totals

Year	Club	W-L	ERA	G	GS	CG	GF	SHO	SV	IP	H	R	ER	HR	HB	BB	IBB	SO	WP	BK	BAA
2014	—MILWAUKEE	0-0	0.00	1	0	0	1	0	0	1	1	0	0	0	0	0	0	0	0	0	.250

2017 SEASON

- ◆ In seventh Major League season and first with the **Angels**, set new career highs in hits, runs, doubles, home runs, RBI and games played.
- ◆ Led the Majors in games caught (137 G)...The 137 games were tied for seventh in franchise history and most since Bob Boone's 144 in 1986.
- ◆ 95 hits and 14 home runs both marked the most by an Angels catcher since Mike Napoli's 104 H/14 HR in 2009.
- ◆ Won first career Rawlings Gold Glove Award...Joined Bob Boone (1982, 1986, 1987 & 1988) and Bengie Molina (2002 & 2003) as the only players in franchise history to win the award as a catcher...Also named Wilson's Defensive Player of the Year at catcher...Defensively, led American League backstops with a .998 fielding percentage, a 38.7 caught stealing percentage (min. 100 G) and was tied for the lead with 22 catcher caught stealing (Yan Gomes)...The .998 fielding percentage was the second-best mark by a Halo catcher in franchise history (Bengie Molina, .999 in 2002) while his 38.7% caught stealing was the best showing by a Halo backstop since Bengie Molina in 2003 (44.4%).
- ◆ Finished second in the American League with 19 hit by pitch...Second-most HBP by an A.L. catcher since 1974, trailing only Jason Kendall's 20 HBP with the A's in 2005.

CAREER SUMMARY

- ◆ Since the start of the 2012 campaign, his 36.2% catcher caught stealing rate (96 CS/265 SBA) ranks second in the Majors (min. 350 G), trailing only Yadier Molina's 38.1% clip.



2018 ANGELS



- ◆ Made Major League debut Sept. 3, 2011 vs. Houston...Collected first big league hit, a single, May 29, 2012 at Dodger Stadium.

MAJOR LEAGUE SUMMARY

2016

- ◆ In sixth season with the **Brewers**, tied a career high with eight home runs and set new career highs in walks (35) and OBP (.332).
- ◆ Threw out 34.8% of would-be base stealers (16 CS/46 SBA), which was good for second in the National League (min. 500 inn.) and sixth overall in the Majors.
- ◆ Milwaukee pitchers fashioned a 3.91 ERA (559 IP – 243 ER) with him behind the plate, good for seventh in the N.L., compared to a 4.18 ERA (875.1 IP – 407 ER) with all other Brewer backstops.

2015

- ◆ Tallied 48 hits in fifth big league season with the **Brewers**, his highest total since a career best 62 hits in 2012... Homers and RBI were highest totals since 2012.
- ◆ Threw out 17 of 46 runners attempting to steal (37.0%), tops in the National League (min. 500 inn.).
- ◆ Tallied a walk-off RBI-single in the 11th inning on Mother's Day, with his mother, Jeanette, in attendance.
- ◆ Notched first career walk-off homer in the 17th inning, May 31 vs. Arizona...Became first player in Major League history to hit a walk-off homer while playing at least 17 innings in a game and tied the franchise mark for the latest walk-off homer (Dave May, May 15, 1973 vs. CLE).

2014

- ◆ **Milwaukee** pitchers fashioned a 3.77 ERA (274.1 IP - 115 ER) with him behind the plate during fourth big league season.
- ◆ Pitched the eighth inning Apr. 30 at St. Louis, allowing one hit in one inning of work...Became the first Brewers position player to pitch since Joe Inglett July 27, 2010 vs. Cincinnati.

2013

- ◆ Made first career Opening Day roster in third campaign with the **Brewers** (first full).
- ◆ Saw Milwaukee pitchers fashion a 3.17 ERA (366.2 IP - 129 ER) during his 47 games at catcher...Committed just one error in 366.2 innings at catcher (.997 fielding percentage).

2012

- ◆ Spent time with both **Milwaukee** and Triple-A **Nashville**...After beginning the season in Triple-A, was recalled May 29 and collected first big league hit (single) during first Major League start, May 29 at Dodger Stadium.
- ◆ Tallied first Major League home run June 3 vs. Pittsburgh...Belted first career grand slam Oct. 2 vs. San Diego.

2011

- ◆ Saw action with Double-A **Huntsville**, Triple-A **Nashville** and **Milwaukee**...After combining to hit .287 with 11 home runs and 59 RBI in the minors, was recalled Sept. 1 and made Major League debut Sept. 3 at Houston.

NOTABLE MINOR LEAGUE AWARDS AND HONORS

- ◆ **2013** Post-Season Puerto Rico Winter League All-Star.
- ◆ **2011** MiLB.com Organizational All-Star...Brewers Minor League Co-Player of the Month for Aug...Best Defensive Catcher in Brewers organization according to *Baseball America*.
- ◆ **2010** Best Defensive Catcher in Brewers organization according to *Baseball America*.

CAREER TRANSACTIONS

- ◆ June 7, 2004...Drafted by the **Angels** in the 27th round of the First-Year Player Draft.
- ◆ Jan. 10, 2007...Released by the **Angels**.
- ◆ Jan. 24, 2007...Signed as a free agent with the **Brewers**.
- ◆ Jan. 15, 2015...Signed two-year contract with the **Brewers**.
- ◆ Dec. 10, 2016....Acquired by the **Angels** along with RHP Drew Gagnon from the **Brewers** in exchange for C Jett Bandy.

PERSONAL/MISC

- ◆ Martín (mar-TEEN) Valdes Maldonado...On Twitter: @Machete1224
- ◆ Played for Puerto Rico during the 2013 World Baseball Classic.
- ◆ Graduated from Dr. Juan J. Nunez High School in Puerto Rico.
- ◆ In January of 2013 and 2014 hosted a carnival for kids on Three Kings Day in Naguabo, PR...Hosted over 250 children in 2013 and 300 in 2014.
- ◆ During the 2005 offseason, took several barber classes and practiced in his brother's barber shop.
- ◆ Originally signed by Angels scout Arnold Cochrane.





2018 ANGELS



MISCELLANEOUS STATS

TWO-HR GAMES (2)

Sept. 4, 2017 at OAK

June 21, 2017 at New York (A.L.)

CAREER GRAND SLAMS (1)

Oct. 2, 2012 vs. SD

CAREER WALK-OFF HITS / RBI (2)

May 10, 2015 vs. CHC (RBI-single; 11th inn.)

May 31, 2015 vs. ARI (solo home run; 17th inn.)

WORLD BASEBALL CLASSIC TOTALS

Year	Club	AVG	G	AB	R	H	2B	3B	HR	RBI	SH	SF	HBP	BB	IBB	SO	SB	CS	GDP	SLG	OBP	E
2013	Puerto Rico	.182	5	9	1	0	0	0	0	0	0	0	0	2	0	7	0	0	0	.000	.182	0

CAREER FIELDING

POS	PCT	G	PO	A	E	TC	DP	PB
C	.991	441	3151	242	31	3424	23	21
1B	.955	18	79	5	4	88	5	
P	---	1	0	0	0	0	0	

MALDONADO'S CAREER HIGHS

	SEASON		GAME
AVG	.266 — 2012	H	4 — 2 times; last, 5/31/15 vs. ARI
H	95 — 2017	HR	2 — 2 times; last, 9/4/17 at OAK
R	43 — 2017	R	3 — 5/31/16 vs. ARI
BB	35 — 2016	BB	3 — 3 times; last, 9/30/16 at COL
2B	19 — 2017	2B	2 — 7 times; last, 8/23/17 at SEA
HR	14 — 2017	RBI	4 — 3 times; last, 7/21/17 at NYY
RBI	38 — 2017	Hit Streak	7 — July 21-Aug. 2, 2016

MALDONADO





2018 ANGELS



JEFREY MARTE

INF

19

OPENING DAY AGE: 26
BIRTHPLACE: La Romana, DR
MARRIED: Estefany Brito
ACQUIRED: From the Detroit Tigers for INF Kody Eaves, Jan. 27, 2016
SIGNED THRU: 2018

BORN: June 21, 1991
RESIDES: La Romana, DR
CHILDREN: Briithney, Leana
MLB SERVICE: 1 year, 146 days

HEIGHT: 6-1
WEIGHT: 220
BATS: RIGHT
THROWS: RIGHT

MARTE'S LIFETIME PLAYING RECORD

Year	Club	AVG	G	AB	R	H	2B	3B	HR	RBI	SH	SF	HBP	BB	IBB	SO	SB	CS	GDP	SLG	OBP	E
2008	— Mets (GCL)	.325	44	154	29	50	14	3	4	24	1	2	7	13	0	30	2	0	3	.532	.398	19
2009	— Savannah	.233	123	485	58	113	21	6	6	41	2	6	8	25	1	117	5	5	10	.338	.279	49
2010	— Savannah	.264	82	329	40	87	19	4	6	44	0	2	5	30	0	65	4	5	9	.401	.333	25
2011	— St. Lucie	.248	131	483	56	120	22	2	7	55	0	6	7	41	4	86	14	2	11	.346	.313	28
2012	— Binghamton	.251	129	462	61	116	20	3	9	58	0	2	6	43	1	76	9	5	20	.366	.322	16
2013	— Midland	.278	66	245	33	68	17	1	2	28	0	4	4	25	1	49	8	1	4	.380	.349	13
	Athletics (AZL)	.167	5	12	0	2	0	0	0	0	0	0	0	3	0	5	0	0	0	.167	.333	0
2014	— Midland	.259	107	405	50	105	17	0	10	53	1	6	3	45	0	69	9	3	11	.375	.333	21
2015	— Toledo	.275	95	357	49	98	25	3	15	65	0	4	7	31	0	64	8	5	6	.487★	.341	15
	DETROIT	.213	33	80	9	17	4	0	4	11	2	0	0	8	0	22	0	0	2	.413	.284	3
2016	— Salt Lake	.265	44	162	22	43	12	1	3	24	0	3	2	22	0	35	3	3	3	.407	.354	4
	LAA	.252	88	258	38	65	14	0	15	44	0	3	5	18	0	59	2	2	8	.481	.310	5
2017	— LAA	.173	45	127	10	22	5	0	4	14	0	1	4	13	0	34	1	0	2	.307	.269	2
	Salt Lake	.265	45	185	26	49	10	0	9	39	0	1	2	17	0	32	6	1	7	.465	.332	8
MAJOR TOTALS		.243	121	338	47	82	18	0	19	55	2	3	5	26	0	81	2	2	10	.464	.304	9
MINOR TOTALS		.259	826	3094	398	802	167	23	62	392	4	35	49	278	7	596	62	29	77	.388	.327	196

★ led or tied for league lead

2017 SEASON

- ◆ Made first career Opening Day roster in his third big league season and second with **Angels**...During three different stints at the big league level, appeared defensively at first base (28 G), third (10 G) & left field (3 G).
- ◆ Went 2-for-6 (.333) with a double and three RBI as a pinch hitter.
- ◆ Split season with Triple-A **Salt Lake**...Posted a .319 (36/113) average over final 27 minor league games.

MAJOR LEAGUE SUMMARY

2016

- ◆ Made two different stints for **Angels**...Surpassed rookie marks in games, hits, doubles, home runs, RBI, runs scored, walks and OBP.
- ◆ Was the fourth Halo to hit 15 or more home runs during their sophomore season since 2011, joining C.J. Cron (16 HR in 2015), Mike Trout (30 HR in 2012) and Mark Trumbo (29 in 2011)...Hit first career grand slam Sept. 27 vs. Oakland...Was the first grand slam by a Halo left fielder since Mike Trout's Apr. 20, 2013.
- ◆ Appeared defensively at first base (29 G), left field (27 G) and third base (22 G)...Prior to 2016, had never appeared in left field at any point during professional career.

2015

- ◆ Spent a majority of the season in Triple-A before having contract purchased by **Detroit** July 4...Made Major League debut July 5 vs. Toronto, going 0-for-1 after entering the game as a pinch hitter...During first big league start, July 8, collected first big league hit (2B), home run and RBI.
- ◆ Was the eighth Tiger rookie in franchise history to hit four or more home runs in a season and play in less than 35 games.

NOTABLE MINOR LEAGUE AWARDS AND HONORS

- ◆ **2015** International League Mid-Season All-Star...MiLB.com International League Player of the Month (June).
- ◆ **2012** Eastern League Mid-Season All-Star.
- ◆ **2011** Futures Game Participant.



2018 ANGELS



CAREER TRANSACTIONS

- ◆ July 2, 2007...Signed as a non-drafted free agent with the **Mets**.
- ◆ Dec. 18, 2012...Acquired by the **A's** from the **Mets** in exchange for OF Collin Cowgill.
- ◆ Nov. 17, 2014...Signed as a free agent with the **Tigers**.
- ◆ Jan. 27, 2016...Acquired by the **Angels** from the **Tigers** in exchange for INF Kody Eaves.

PERSONAL/MISC

- ◆ Jefry Leonal Paulino Marte... On Twitter: @JefryMarte19
- ◆ Originally signed by Mets scouts Ismael Crus, Juan Mercado and Marciano Alvarez.

MISCELLANEOUS STATS

CAREER GRAND SLAMS (1)

Sept. 27, 2016 vs. Oakland

CAREER WALK-OFF HITS / RBI (1)

June 26, 2016 vs. OAK (Sac fly; 9th inn.)

CAREER FIELDING

POS	PCT	G	PO	A	E	TC	DP
1B	.986	79	447	37	7	491	48
3B	.964	39	15	65	3	83	6
OF	.978	30	42	2	1	45	0





2018 ANGELS



ALEX MEYER

RHP

23

OPENING DAY AGE: 28
BIRTHPLACE: Greensburg, IN
MARRIED: Kyra Domingo, Nov. 14, 2015
ACQUIRED: From MIN with RHP Ricky Nolasco in exchange for LHP Hector Santiago and RHP Alan Busenitz
SIGNED THRU: 2018

BORN: Jan. 3, 1990
RESIDES: Greensburg, IN

MLB SERVICE: 1 year, 13 days

HEIGHT: 6-9
WEIGHT: 225
BATS: RIGHT
THROWS: RIGHT

MEYER'S LIFETIME PITCHING RECORD

Year	Club	W-L	ERA	G	GS	CG	GF	SHO	SV	IP	H	R	ER	HR	HB	BB	IBB	SO	WP	BK	BAA
2012	Hagerstown	7-4	3.10	18	18	1	0	1	0	90	68	33	31	4	3	34	0	107	7	0	.210
	Potomac	3-2	2.31	7	7	0	0	0	0	39	29	11	10	2	2	11	0	32	2	0	.213
2013	New Britain	4-3	3.21	13	13	0	0	0	0	70	60	29	25	3	3	29	0	84	5	1	.226
	Twins (GCL)	0-0	1.08	3	3	0	0	0	0	8.1	7	1	1	0	0	3	0	16	0	0	.233
2014	Rochester	7-7	3.52	27	27	0	0	0	0	130.1	116	58	51	10	8	64	0	153	4	0	.241
	Rochester	4-5	4.79	38	8	0	6	0	0	92	101	54	49	4	5	48	1	100	6	0	.281
2015	MINNESOTA	0-0	16.88	2	0	0	0	0	0	2.2	4	5	5	2	0	3	0	3	0	0	.364
	Rochester	1-1	1.04	3	2	0	1	0	1	17.1	11	2	2	0	0	4	0	19	0	0	.183
2015	MINNESOTA	0-1	12.27	2	1	0	0	0	0	3.2	8	5	5	1	0	4	0	5	2	0	.421
	Angels (AZL)	0-0	1.69	3	3	0	0	0	0	5.1	6	1	1	0	0	1	0	12	0	0	.273
2016	Inland Empire	0-0	11.57	1	1	0	0	0	0	2.1	3	3	3	0	1	1	0	3	0	0	.273
	Salt Lake	0-0	0.00	1	1	0	0	0	0	4	2	0	0	0	0	0	0	6	0	0	.143
2017	LAA	1-2	4.57	5	5	0	0	0	0	21.2	17	11	11	2	0	13	0	24	1	0	.215
	Salt Lake	0-1	6.00	5	5	0	0	0	0	24	30	17	16	4	1	9	0	31	0	0	.306
2017	LAA	4-5	3.74	13	13	0	0	0	0	67.1	48	30	28	6	4	42	0	75	5	1	.197
	LAA	4-5	3.74	13	13	0	0	0	0	67.1	48	30	28	6	4	42	0	75	5	1	.197
MAJOR TOTALS		5-8	4.63	22	19	0	0	0	0	95.1	77	51	49	11	4	62	0	107	8	1	.218
ANGELS TOTALS		5-7	3.94	18	18	0	0	0	0	89	65	41	39	8	4	55	0	99	6	1	.201
MINOR TOTALS		26-23	3.52	119	88	1	7	1	1	482.2	433	209	189	27	23	204	1	563	24	1	.241

Disabling Injuries: 2017 — Back spasms; disabled May 24 (retro to May 21) - June 1
 Right shoulder inflammation; disabled July 24 (retro to July 21) - end of season

2017 SEASON

- ◆ Entered season ranked by *Baseball America* as #3 prospect in Angels system.
- ◆ Opened year with Triple-A **Salt Lake** and made three starts for Bees before being promoted to **Angels** Apr. 21.
- ◆ Won back-to-back starts May 9 at Oakland and May 14 vs. Detroit, marking first time in career winning consecutive decisions.
- ◆ Recorded first career hit May 20 at Citi Field off New York's Zack Wheeler in first professional plate appearance (first plate appearance since high school).
- ◆ Missed 11 games on disabled list (back spasms) from May 21-June 1.
- ◆ In eight starts following return from DL (June 1-July 19), went 2-3 with a 2.66 ERA (44 IP - 13 ER) and 47 strikeouts... His ERA ranked fifth in American League in that span...Allowed two-or-fewer runs in six of eight contests.
- ◆ Recorded career-high nine strikeouts June 7 at Detroit and matched the total June 17 vs. Kansas City.
- ◆ Set career high with seven innings pitched in last start of year July 19 vs. Washington...Did not allow a run and yielded just one hit and one walk with seven strikeouts.
- ◆ Placed on DL July 24 with right shoulder inflammation and missed remainder of season.

MAJOR LEAGUE SUMMARY

2016

- ◆ Entered season ranked by *Baseball America* as #12 prospect in **Twins** system.
- ◆ After opening season with Triple-A **Rochester**, was recalled by Minnesota Apr. 25 and made two appearances for Twins, including first career start on May 3 at Houston.
- ◆ Placed on disabled list by Rochester on May 4 with right shoulder inflammation.
- ◆ Acquired by **Angels** on Aug. 1 with Ricky Nolasco and cash for LHP Hector Santiago and minor league RHP Alan Busenitz.
- ◆ Made first of five minor league starts in Angels system on Aug. 12 for **Arizona Summer League Angels**.



2018 ANGELS



- ◆ Recalled from Triple-A **Salt Lake** on Sept. 3 and made Angels debut Sept. 7 at Oakland.
- ◆ Earned first career win on Sept. 18 vs. Toronto after tossing five scoreless innings.

2015

- ◆ Pitched majority of season with Triple-A **Rochester**.
- ◆ Made Major League debut with **Twins** on June 26 at Milwaukee...Allowed four runs on three hits in 1.2 innings pitched out of bullpen...Fanned Jean Segura for first career strikeout.

NOTABLE MINOR LEAGUE AWARDS AND HONORS

- ◆ **2014** Futures Game Selection.
- ◆ **2012** Futures Game Selection.

CAREER TRANSACTIONS

- ◆ June 5, 2008...Drafted by **Boston Red Sox** in 20th round of 2008 First-Year Player Draft (did not sign).
- ◆ June 6, 2011...Drafted by **Washington Nationals** in first round (23rd overall) of 2011 First-Year Player Draft (signed Aug. 15, 2011).
- ◆ Nov. 29, 2012...Traded by **Washington Nationals** to **Minnesota Twins** for OF Denard Span.
- ◆ Aug. 1, 2016...Traded by **Minnesota Twins** with RHP Ricky Nolasco and cash to **Angels** for LHP Hector Santiago and RHP Alan Busenitz.

PERSONAL/MISC

- ◆ Alex John Meyer...On Twitter: @realAM23
- ◆ Attended Greensburg High School (Greensburg, IN)...Named AFLAC All-American and Louisville Slugger HS All-American...Was rated #5 high school prospect by *Baseball America*...Named Gatorade Indiana Player of the Year...In senior season, went 8-0 and established school records with a 0.95 ERA and 108 strikeouts...Also played four seasons of basketball (two-time All-Conference selection) and played football during freshman year.
- ◆ Spent time in offseason working as substitute teacher in hometown Greensburg, IN schools from 2011-14.
- ◆ Attended University of Kentucky and majored in agriculture...Earned second-team All-SEC honors in 2011 and led Wildcats in starts, wins, ERA, innings pitched and strikeouts.
- ◆ Played in Arizona Fall League following 2013 season and was selected to Rising Stars Game.



MAJOR LEAGUE HITTING TOTALS

AVG	AB	H	HR	RBI
.500	2	1	0	0

CAREER FIELDING

POS	PCT	G	PO	A	E	TC	DP
P	1.000	22	3	9	0	12	0

MEYER'S CAREER HIGHS

	SEASON		GAME
Wins	4 — 2017	SO	9 — Twice; last, 6/17/17 vs. KC
ERA	3.74 — 2017	BB	5 — 3 times; last, 6/28/17 vs. LAD
IP	67.1 — 2017	IP	7 — 7/19/17 vs. WSH
SO	75 — 2017	H	8 — 5/4/17 at SEA
WHIP	1.337 — 2017	R & ER	6 — 5/4/17 at SEA
		HR	2 — 4 times; last, 7/3/17 at MIN



2018 ANGELS



KEYNAN MIDDLETON

RHP

39

OPENING DAY AGE: 24

BIRTHPLACE: Milwaukie, OR

MARRIED: Nicole Hannifan

ACQUIRED: Selected in third round of 2013 First-Year Player Draft

SIGNED THRU: 2018

BORN: Sept. 12, 1993

RESIDES: Portland, OR

CHILDREN: Kamrynn

MLB SERVICE: 150 days

HEIGHT: 6-2

WEIGHT: 215

BATS: RIGHT

THROWS: RIGHT

MIDDLETON'S LIFETIME PITCHING RECORD

Year	Club	W-L	ERA	G	GS	CG	GF	SHO	SV	IP	H	R	ER	HR	HB	BB	IBB	SO	WP	BK	BAA
2013	Orem	1-3	8.10	6	6	0	0	0	0	23.1	29	24	21	4	2	15	0	15	7	0	.319
	Angels (AZL)	0-0	6.35	4	1	0	0	0	0	5.2	3	4	4	0	0	3	0	5	0	0	.143
2014	Orem	5-4	6.45	14	14	0	0	0	0	67	69	58	48	9	6	30	0	53	7	0	.260
2015	Burlington	6-11	5.30	26	26	0	0	0	0	125.2	148	78	74	15	3	47	0	88	8	1	.306
2016	Inland Empire	1-1	3.72	25	0	0	9	0	0	36.1	22	15	15	7	0	20	0	56	4	0	.172
	Arkansas	0-0	1.20	13	0	0	9	0	6	15	11	2	2	1	0	4	0	18	0	0	.196
	Salt Lake	0-1	4.91	8	0	0	4	0	2	14.2	14	8	8	1	0	4	0	14	1	0	.250
2017	Salt Lake	0-0	2.84	10	0	0	6	0	2	12.2	11	5	4	0	1	4	0	8	0	0	.234
	LAA	6-1	3.86	64	0	0	17	0	3	58.1	60	25	25	11	0	18	2	63	2	0	.265
MAJOR TOTALS		6-1	3.86	64	0	0	17	0	3	58.1	60	25	25	11	0	18	2	63	2	0	.265
MINOR TOTALS		13-20	5.27	106	47	0	28	0	10	300.1	307	194	176	37	12	127	0	257	27	1	.267

2017 SEASON

- ◆ Entered year ranked by *Baseball America* as #9 prospect in Angels system.
- ◆ Began season with Triple-A **Salt Lake** for 10 appearances, before being promoted to **Angels**, May 5...Did not allow an earned run in each of final eight outings for Bees (9.1 IP).
- ◆ Made Major League debut May 5 vs. Houston...Became first member of Angels 2013 draft class to reach Major Leagues.
- ◆ Earned first Major League win June 11 at Houston with one scoreless inning.
- ◆ Recorded first Major League save Aug. 8 vs. Baltimore.
- ◆ Six wins tied Cam Bedrosian for most by an Angels reliever for season...Most wins by an Angels rookie reliever since Dane De La Rosa (6) in 2013.
- ◆ His 64 appearances tied Jason Bulger (2009) and Jose Alvarez (2015) for third most ever by an Angels rookie...Only Dane De La Rosa (75 games in 2013) and Bill Kelso (67 games in 1967) had more.
- ◆ Led A.L. rookies with average fastball velocity of 97.2 MPH.

CAREER TRANSACTIONS

- ◆ June 7, 2013...Selected by **Angels** in third round of 2013 First-Year Player Draft (signed June 14, 2013).

PERSONAL/MISC

- ◆ Keynan Anthony Middleton...On Twitter: @since93key
- ◆ Attended Milwaukie HS (OR) and Lane Community College (OR), where he also played basketball...Averaged 11 points and 4.6 rebounds per game for Titans as shooting guard.
- ◆ In August 2017, appeared on "Road Trippin'" podcast hosted by veteran NBA forward Richard Jefferson.
- ◆ Originally signed by Angels scout Jason Ellison.

CAREER FIELDING

POS	PCT	G	PO	A	E	TC	DP
P	1.000	64	2	4	0	6	0

MIDDLETON'S CAREER HIGHS

	SEASON		GAME
Wins	6 — 2017	SO	3 — 5/17/17 vs. CWS
Losses	1 — 2017	IP	2 — 9/27/17 vs. SEA
ERA	3.86 — 2017	R & ER	3 — Twice; last, 9/1/17 at TEX
IP	58.1 — 2017	BB	3 — 5/11/17 vs. DET
SO	63 — 2017	H	3 — 4 times; last, 9/20/17 vs. CLE



2018 ANGELS



OSMER MORALES

RHP

89

OPENING DAY AGE: 25

BIRTHPLACE: Villa de Cura, VZ

ACQUIRED: Signed as minor league free agent, Nov. 14, 2016

SIGNED THRU: 2018

BORN: Oct. 30, 1992

RESIDES: San Francisco de Asi, VZ

HEIGHT: 6-3

WEIGHT: 180

BATS: RIGHT

THROWS: RIGHT

NON-ROSTER INVITEE

MORALES' LIFETIME PITCHING RECORD

Year	Club	W-L	ERA	G	GS	CG	GF	SHO	SV	IP	H	R	ER	HR	HB	BB	IBB	SO	WP	BK	BAA
2010	Mariners (VSL)	0-0	0.00	2	0	0	1	0	1	6.1	3	1	0	0	2	0	0	6	0	1	.136
2011	Mariners (VSL)	0-0	0.00	2	2	0	0	0	0	2.2	4	1	0	0	0	1	0	3	0	0	.333
2012	Mariners (VSL)	0-0	2.08	10	0	0	5	0	0	17.1	21	7	4	1	3	6	1	13	0	0	.300
2013	Mariners (VSL)	5-1	1.86	15	3	0	7	0	5	53.1	29	12	11	2	2	14	0	66	3	2	.162
2014	Mariners (AZL)	5-2	2.20	11	8	0	1	0	0	49	40	12	12	1	3	15	0	65★	2	0	.227
2015	Clinton	1-8	4.10	43	3	0	15	0	0	83.1	83	45	38	7	2	23	0	85	6	4	.259
2016	Clinton	0-0	0.63	7	0	0	3	0	3	14.1	10	1	1	0	1	2	0	16	0	0	.200
	Bakersfield	5-6	3.69	25	14	1	3	0	1	102.1	101	44	42	7	4	25	0	118	5	1	.258
2017	Mobile	4-4	4.83	16	16	0	0	0	0	76.1	77	42	41	11	2	29	0	81	3	2	.268
	Salt Lake	2-1	3.22	9	9	0	0	0	0	50.1	43	20	18	8	1	21	0	40	1	0	.231
MINOR TOTALS		22-22	3.30	140	55	1	35	0	10	455.1	411	185	167	37	20	136	1	493	20	10	.243

★ led or tied for league lead

- ◆ Osmer Eduardo Morales. On Twitter: @OsmerMorales73
- ◆ Is in Angels Major League Spring Training camp as a non-roster invitee for second consecutive season.
- ◆ In 2017, ranked fifth among all Angels minor leaguers (min. 0.8 IP/team game) with a 4.19 ERA (126.2 IP - 59 ER) combined between Triple-A Salt Lake and Double-A Mobile...Ranked fourth in Angels system with 121 strikeouts.
- ◆ In 2016, ranked seventh in the California League with 118 strikeouts.
- ◆ Pitched for Cardenales de Lara in Venezuelan Winter League in 2014 & 2015.
- ◆ Led Arizona League with 65 strikeouts in 2014, while also ranking among league leaders in ERA (2nd, 2.20), WHIP (5th, 1.12) and opponent batting average (5th, .227).
- ◆ Finished 2013 season ranking second in Venezuelan Summer League with 66 strikeouts.
- ◆ Attended U.E. Aime Bonpland High School in Venezuela.
- ◆ Originally signed by Mariners scout Illich Salazar as a non-drafted free agent, Dec. 13, 2009.

ANGELS MILESTONE WINS

Win	Date	Opponent	Score	Winning Pitcher
1	April 11, 1961	@ Bal	7-2	Eli Grba
500	June 28, 1967	vs. Was	4-2	Minnie Rojas
1,000	Sept. 29, 1973	vs. Min	4-3	Bill Singer
1,500	July 22, 1980	vs. Det	6-4	Andy Hassler
2,000	Sept. 17, 1986	vs. KC	3-1	Doug Corbett
2,500	May, 11, 1993	vs. Min	5-3	Scott Sanderson
3,000	April, 30, 2000	vs. TB	5-2	Kent Bottenfield
3,500	Sept. 23, 2005	vs. TB	7-5	Scot Shields
4,000	June 14, 2011	@ Sea	4-0	Jered Weaver
4,500	May 21, 2017	@ NYM	12-5	Jesse Chavez



2018 ANGELS



SHOHEI OHTANI

RHP/DH

17

OPENING DAY AGE: 23
BIRTHPLACE: Ōshū, Japan
ACQUIRED: Signed as international free agent, Dec. 9, 2017
SIGNED THRU: 2018

BORN: July 5, 1994
RESIDES: Ōshū, Japan

HEIGHT: 6-4
WEIGHT: 200
BATS: LEFT
THROWS: RIGHT

NON-ROSTER INVITEE

OHTANI'S LIFETIME PITCHING RECORD

Year	Club	W-L	ERA	G	GS	CG	SHO	SV	IP	H	R	ER	HR	HB	BB	IBB	SO	WP	BK	BAA	
2013	Nippon-Ham	3-0	4.23	13	11	0	0	0	61.2	57	30	29	4	8	33	0	46	2	0	-	
2014	Nippon-Ham	11-4	2.61	24	24	3	0	2	155.1	125	50	45	7	4	57	0	179	6	1	-	
2015	Nippon-Ham	★15-5	2.24★	22	22	5★	0	3★	160.2	100	40	40	7	3	46	0	196	9	0	-	
2016	Nippon-Ham	10-4	1.86★	21	20	4	0	1	140	89	33	29	4	8	45	0	174	6	0	-	
2017	Nippon-Ham	3-2	3.20	5	5	1	0	1	25.1	13	9	9	2	0	19	0	29	1	0	-	
JAPAN TOTALS		42-15	2.52	85	82	13	0	7	0	543	384	162	152	24	23	200	0	624	24	1	-

★ led or tied for league lead

OHTANI'S LIFETIME PLAYING RECORD

Year	Club	AVG	G	AB	R	H	2B	3B	HR	RBI	SH	SF	HBP	BB	IBB	SO	SB	CS	GDP	SLG	OBP	E
2013	Nippon-Ham	.238	77	189	14	45	15	1	3	20	0	2	1	12	0	64	4	1	3	.376	.284	1
2014	Nippon-Ham	.274	87	212	32	58	17	1	10	31	0	1	0	21	0	48	1	0	4	.505	.338	1
2015	Nippon-Ham	.202	70	109	15	22	4	0	5	17	0	2	0	8	1	43	1	0	1	.376	.252	1
2016	Nippon-Ham	.322	104	323	65	104	18	1	22	67	0	4	1	54	2	98	7	2	7	.588	.416	1
2017	Nippon-Ham	.332	65	202	24	67	16	1	8	31	0	3	2	24	0	63	0	1	0	.540	.403	0
JAPAN TOTALS		.286	403	1035	150	296	70	4	48	166	0	12	4	119	3	316	13	4	15	.500	.358	4

2017 SEASON

- ◆ In fifth season with **Nippon-Ham Fighters**, posted career-high .332 batting average (67/202).
- ◆ Started All-Star Game for Pacific League as designated hitter.
- ◆ Limited to 65 games at designated hitter and five starts as a pitcher due to an ankle injury.
- ◆ Signed with **Angels** as international free agent, Dec. 9, 2017.
- ◆ Named by *Baseball America* as Angels' top prospect entering 2018 and is rated as #2 prospect in all of baseball.
- ◆ Designated as the #1 prospect in all of baseball by *MLB.com* for the 2018 campaign.

ANGELS FROM JAPAN

Shohei Ohtani will become fourth Japanese-born player in Angels history, joining:
 Shigetoshi Hasegawa (1997-2001)
 Hideki Matsui (2010)
 Hisanori Takahashi (2011-12)

CAREER HIGHLIGHTS

- ◆ Five-time Nippon Professional Baseball All-Star (2013-17).
- ◆ Named 2016 Pacific League MVP and helped lead Nippon-Ham Fighters to 2016 Pacific League Championship.
- ◆ Three-time winner of a "Best Nine Award" which is awarded annually to best player at each position in both the Central League and Pacific League...He has twice earned the award as a pitcher (2015 & 2016) and also won 2016 award as a designated hitter, becoming first player to receive the award as both a hitter and pitcher.
- ◆ In 2014, became first Japanese player to record 10 wins and hit 10 home runs in a single season...He would accomplish the feat again in 2016.
- ◆ Made Pacific League debut at age 18 after being selected by Fighters in first round of 2012 Nippon Professional Baseball Draft.

PACIFIC LEAGUE (JAPAN) SUMMARY

2016

- ◆ Named Pacific League Most Valuable Player and helped lead **Nippon-Ham Fighters** to the Pacific League Championship.
- ◆ Posted a career-best 1.86 ERA (140 IP – 29 ER)...Finished three innings pitched shy of qualifying for league leaders, and would have led Pacific League in ERA for second consecutive season if he qualified...Also registered 174 strikeouts (third most in league) in his 21 games (20 starts) on the mound.
- ◆ Registered finest season at the plate, batting .322 (104/323) with 18 doubles, 22 home runs and 67 RBI in 104 total games, primarily as a designated hitter.
- ◆ Honored with Best Nine Award as a pitcher and as a designated hitter.
- ◆ Started at designated hitter for Pacific League in All-Star Game and earned MVP honors after going 3-for-4 with two runs scored and two RBI.

2015

- ◆ In third season with **Nippon-Ham Fighters**, was selected to start All-Star Game as a pitcher for second consecutive season.
- ◆ Finished year leading Pacific League in wins (15), ERA (2.24), complete games (five) and shutouts (three)...Ranked second in league in strikeouts (196).
- ◆ Earned first Best Nine Award as top pitcher in Pacific League.
- ◆ Finished third in MVP voting behind Yuki Yanagita and Shogo Akiyama...Was a finalist for the Sawamura Award, given annually to top pitcher in Pacific and Central Leagues.
- ◆ Along with catcher, Shota Ono, earned Pacific League Battery Award.

2014

- ◆ With **Nippon-Ham Fighters**, became first Japanese player to reach double digits in both home runs (10) and wins (11).
- ◆ Became first pitcher drafted out of high school to notch two shutout victories within his first two years in NPB since Yu Darvish.
- ◆ Was starting pitcher for Pacific League in All-Star Game and established record for fastest pitch (101 mph) thrown by a Japanese pitcher.

2013

- ◆ Made Pacific League debut at age 18 with **Nippon-Ham Fighters** Mar. 29, 2013 on Opening Day as a right fielder.
- ◆ Became first NPB pitcher since Takao Kajimoto in 1963 to bat 3rd, 4th or 5th in the order and first rookie hurler to do so since Junzo Sekine in 1950.
- ◆ Voted by fans into All-Star Game.
- ◆ Finished second in NPB Rookie of the Year Award voting, behind Takahiro Norimoto.
- ◆ Led Fighters with 51 games played in right field and also made 11 starts as a pitcher.
- ◆ Briefly missed time during year with a right ankle sprain and right cheekbone fracture.



OHTANI



NOTABLE PACIFIC LEAGUE AWARDS AND HONORS

- ◆ **2017** Nippon Professional Baseball All-Star.
- ◆ **2016** Pacific League Most Valuable Player...Nippon Professional Baseball All-Star...Designated Hitter Best Nine Award...Pitcher Best Nine Award.
- ◆ **2015** Nippon Professional Baseball All-Star...Pitcher Best Nine Award...WBSC Player of the Year...Pacific League Battery Award.
- ◆ **2014** Nippon Professional Baseball All-Star.
- ◆ **2013** Nippon Professional Baseball All-Star.

CAREER TRANSACTIONS

- ◆ Dec. 10, 2017...Signed by **Angels** as international free agent.
- ◆ Oct. 25, 2012...Selected by **Nippon-Ham Fighters** in first round of 2012 Nippon Professional Baseball Draft.

PERSONAL

- ◆ Shohei Ohtani.
- ◆ Father, Toru, played baseball for a semipro team sponsored by the local Mitsubishi plant in Ōshū, Japan...Mother, Kayoko, was a competitive badminton player.
- ◆ In Dec. 2017, a limited edition Ohtani baseball card sold 17,323 copies in 24 hours, setting a new Topps Now record.
- ◆ Featured in a segment on “60 Minutes” on CBS in 2017.
- ◆ Was on 28-man roster for Japan’s team at 2017 World Baseball Classic, but withdrew due to an ankle injury.
- ◆ Played for Japanese National Team in 2015 Premier 12...During start against eventual champion South Korea, carried a no-hitter into 7th inning...Named All-Star starting pitcher for the event.
- ◆ Following 2014 season, selected to Japanese national team, Samurai Japan, and participated in All-Star Series against a team of Major League All-Stars...Was starting pitcher Nov. 18, 2014 at Sapporo Dome, opposing Angels teammate Matt Shoemaker, who started for MLB.
- ◆ Wore jersey number 11 with Fighters, previously worn by Yu Darvish.
- ◆ Attended Hanamaki Higashi High School in Iwate Prefecture...Participated in National High School Baseball Championship in 2011 and National High School Baseball Invitational Tournament in 2012.
- ◆ Favorite hitter is Hideki Matsui and favorite pitcher is Yu Darvish.
- ◆ “Sho” from his given name comes from a soaring image of the military commander Minamoto no Yoshitsune (1159-1189), who is associated with the Ōshū and Hiraizumi areas, while “hei” comes from a reading of the first kanji character used in the name “Hiraizumi.”

OHTANI





2018 ANGELS



EDUARDO PAREDES

RHP

60

OPENING DAY AGE: 23
BIRTHPLACE: Valera, VZ
ACQUIRED: Signed as international free agent, Mar. 12, 2012
SIGNED THRU: 2018

BORN: Mar. 6, 1995
RESIDES: El Dividive, Trujillo, VZ
MLB SERVICE: 70 days

HEIGHT: 6-1
WEIGHT: 230
BATS: RIGHT
THROWS: RIGHT

PAREDES' LIFETIME PITCHING RECORD

Year	Club	W-L	ERA	G	GS	CG	GF	SHO	SV	IP	H	R	ER	HR	HB	BB	IBB	SO	WP	BK	BAA
2012	— Angels (DSL)	3-3	1.56	22	0	0	13	0	8	34.2	26	13	6	0	4	8	0	45	4	0	.206
2013	— Angels (DSL)	2-1	2.82	17	0	0	15	0	8	22.1	27	10	7	1	2	4	0	14	0	0	.297
2014	— Orem	2-1	1.33	19	0	0	16	0	7	20.1	8	4	3	0	3	8	0	31	2	1	.114
2015	— Burlington	0-2	1.71	37	0	0	33	0	19	42	31	10	8	2	3	8	0	59	0	2	.207
	— Inland Empire	0-0	4.72	11	0	0	8	0	1	13.1	13	7	7	0	0	2	0	13	1	0	.245
2016	— Inland Empire	1-2	3.27	19	0	0	16	0	4	22	18	9	8	2	3	6	0	32	1	0	.222
	— Arkansas	0-3	3.35	35	0	0	20	0	8	48.1	46	21	18	6	0	14	3	43	5	1	.247
2017	— Mobile	0-0	1.42	9	0	0	3	0	1	12.2	11	2	2	0	1	4	0	17	2	0	.224
	— Salt Lake	1-0	2.92	25	0	0	8	0	2	37	27	13	12	3	3	17	0	38	2	0	.203
	— LAA	0-1	4.43	18	0	0	6	0	1	22.1	21	11	11	2	3	6	1	17	0	0	.259
MAJOR TOTALS		0-1	4.43	18	0	0	6	0	1	22.1	21	11	11	2	3	6	1	17	0	0	.259
MINOR TOTALS		9-12	2.53	194	0	0	132	0	58	252.2	207	89	71	14	19	71	3	292	17	4	.209

2017 SEASON

- ◆ Began season with Double-A **Mobile** for nine games before being promoted to Triple-A **Salt Lake** at start of May.
- ◆ Made Major League debut with **Angels** June 23 at Boston (2.2 IP, 2 H, 2 ER, 1 BB, 1 SO).
- ◆ Earned first career save Sept. 5 at Oakland after working a scoreless 10th inning (1 IP, 2 H, 0 R, 1 BB, 1 SO).
- ◆ Was one of eight Venezuelan born players to appear for Angels in 2017.
- ◆ Worked 3.1 scoreless innings Aug. 5 vs. A's in longest outing of year.
- ◆ Did not allow a run in 13 of 18 outings across five stints with Angels...Stranded four of five inherited runners.
- ◆ Pitched to a 2.84 ERA (19 IP - 6 ER) in night games.
- ◆ Finished year ranked by *MLB.com* as #14 prospect in Angels system.

CAREER TRANSACTIONS

- ◆ Mar. 12, 2012...Signed with **Angels** as international free agent.

PERSONAL/MISC

- ◆ Eduardo Jose (Duran) Paredes (pronounced: paw-RED-ess).
- ◆ Entered 2016 season ranked by *Baseball America* as Angels #31 prospect.
- ◆ Originally signed by Angels scout Carlos Ramirez.

CAREER FIELDING

POS	PCT	G	PO	A	E	TC	DP
P	1.000	18	2	6	0	8	0

PAREDES



2018 ANGELS



BLAKE PARKER

RHP

53

OPENING DAY AGE: 32

BIRTHPLACE: Fayetteville, AR

MARRIED: Jordan

ACQUIRED: Claimed off waivers from Milwaukee, Dec. 23, 2016

SIGNED THRU: 2018

BORN: June 19, 1985

RESIDES: Fayetteville, AR

CHILDREN: Tyce

MLB SERVICE: 3 years, 36 days

HEIGHT: 6-3

WEIGHT: 225

BATS: RIGHT

THROWS: RIGHT

PARKER'S LIFETIME PITCHING RECORD

Year	Club	W-L	ERA	G	GS	CG	GF	SHO	SV	IP	H	R	ER	HR	HB	BB	IBB	SO	WP	BK	BAA
2007	Cubs (AZL)	1-0	1.80	11	0	0	6	0	2	15	10	6	3	0	1	3	0	14	3	0	.185
	Boise	1-0	3.18	8	0	0	1	0	0	11.1	15	5	4	0	5	7	0	10	2	0	.319
2008	Peoria	3-0	1.33	23	0	0	6	0	3	47.1	32	8	7	2	1	18	0	51	3	1	.193
	Iowa	0-0	6.00	2	0	0	1	0	0	3	1	2	2	1	0	2	0	3	0	0	.091
2009	Daytona	1-2	3.38	20	0	0	15	0	9	21.1	17	8	8	0	1	10	1	21	0	0	.221
	Tennessee	0-0	1.46	10	0	0	8	0	3	12.1	8	2	2	0	0	8	0	19	1	0	.195
2010	Iowa	2-3	3.00	45	0	0	38	0	22	51	36	20	17	3	3	27	1	58	3	1	.196
	Tennessee	1-4	4.74	35	0	0	21	0	2	49.1	52	30	26	9	1	28	1	42	1	0	.280
2011	Iowa	0-1	2.65	13	0	0	10	0	5	17	11	5	5	0	0	6	1	25	0	0	.183
	Tennessee	1-2	4.12	16	0	0	12	0	3	24	20	14	11	1	1	13	2	20	1	0	.227
2012	Iowa	3-3	2.81	37	0	0	17	0	4	51.1	37	16	16	5	2	27	0	60	2	0	.201
	Iowa (1)	1-1	3.42	21	0	0	15	0	6	23.2	16	9	9	3	0	6	0	22	0	0	.190
2013	CHICAGO (N.L.)	0-0	6.00	7	0	0	0	0	0	6	10	7	4	3	0	5	1	6	0	0	.370
	Iowa	0-1	2.04	16	0	0	15	0	7	17.2	8	4	4	1	1	10	0	26	1	1	.133
2014	CHICAGO (N.L.)	1-2	2.72	49	0	0	18	0	1	46.1	39	17	14	4	2	15	1	55	2	0	.220
	Iowa	0-1	1.77	35	0	0	32	0	25*	35.2	28	8	7	3	0	13	0	52	0	0	.214
2015	CHICAGO (N.L.)	1-1	5.14	18	0	0	10	0	0	21	24	13	12	3	0	4	0	24	1	0	.279
	Iowa	0-0	2.70	3	0	0	2	0	0	3.1	1	1	1	0	0	3	1	1	0	0	.100
2016	Tacoma	1-2	2.72	38	0	0	32	0	19	39.2	24	13	12	4	1	11	0	56	2	0	.175
	SEATTLE	0-0	0.00	1	0	0	0	0	0	1	1	0	0	0	0	1	0	0	0	0	.250
2017	NEW YORK (A.L.)	1-0	4.96	16	0	0	5	0	1	16.1	16	9	9	1	2	8	1	15	0	0	.250
	LAA	3-3	2.54	71	0	0	17	0	8	67.1	40	20	19	7	1	16	0	86	4	0	.172
MAJOR TOTALS		6-6	3.30	162	0	0	50	0	10	158.0	130	66	58	18	5	49	3	186	7	0	.220
MINOR TOTALS		15-20	2.85	333	0	0	231	0	110	423	316	151	134	32	17	192	7	480	19	3	.208

* led or tied for league lead
(1) rehab assignment

Disabling Injuries: 2012 — Right elbow bone contusion; disabled Sept. 7-end of season
Right elbow stress reaction; disabled June 8-Aug. 28

2017 SEASON

- ◆ Attended Spring Training with Angels as a non-roster invitee...Finished Spring with active streak of 17 consecutive outs recorded via strikeout and had contract selected Apr. 1...Made an Opening Day roster for first time in career.
- ◆ Only member of Angels Opening Day bullpen to remain an active member of bullpen for entire season.
- ◆ Had streak of 27 consecutive games (26.1 IP) at Angel Stadium without allowing an earned run snapped Aug. 5 vs. Oakland...Second longest streak all-time (28 game streak by Scott Downs Aug. 13, 2010-Sept. 24, 2011).
- ◆ Three earned runs allowed Aug. 5 vs. A's also snapped streak of 40 straight home games without allowing an earned run (third longest streak in Majors since at least 1913).
- ◆ Eight saves recorded second on Angels (Bud Norris - 19 saves)...Converted seven of eight save opportunities from Aug. 26 - end of season.
- ◆ WHIP of 0.83 ranked tied for third among A.L. relievers.
- ◆ Struck out 33.9% of batters faced...Fourth best rate for a reliever in franchise history (Francisco Rodriguez - 36.7% in 2004, Ernesto Frieri - 36.5% in 2012 and Troy Percival - 34.4% in 1996).



2018 ANGELS



MAJOR LEAGUE SUMMARY

2016

- ◆ Made 38 appearances with Triple-A **Tacoma** to begin season before making lone appearance with **Seattle** Aug. 4 (1 IP, 1 H, 1 BB).
- ◆ Claimed off waivers by **Yankees** Aug. 9 and made team debut Aug. 10 at Boston.
- ◆ Earned first save as a Yankee Sept. 6 vs. Toronto and first win as a Yankee Sept. 27 vs. Boston.
- ◆ Retired 12 of 17 first batters faced on season (70.6%) and stranded 14 of 19 inherited runners (73.7%).

2015

- ◆ Did not appear in Majors...Limited to three games with Triple-A **Iowa** before having season-ending surgery to remove loose bodies in his right elbow...Was placed on disabled list Apr. 16 and underwent surgery June 16.

2014

- ◆ Pitched in 18 games for **Cubs**, across seven stints with team.
- ◆ Named Pacific Coast League All-Star with Triple-A **Iowa** and led league with 25 saves.
- ◆ Averaged 10.3 strikeouts per nine innings with Chicago and finished season with six straight outings without allowing an earned run.

2013

- ◆ Began year at Triple-A **Iowa**, and had contract selected by **Cubs** June 1.
- ◆ Recorded first career save, June 29 in Seattle, protecting a 5-3 lead with a scoreless 11th inning.
- ◆ Earned first career win, Aug. 10 in St. Louis, throwing a scoreless seventh inning in team's 6-5 win.
- ◆ Averaged 10.7 strikeouts per nine innings pitched and recorded a 0.87 ERA (20.2 IP - 2 ER) in 21 day games.

2012

- ◆ After opening season with Triple-A **Iowa**, made Major League debut with **Cubs**, May 17 vs. Philadelphia, tossing 1.2 innings and being charged with three unearned runs.
- ◆ Limited to 29.2 total innings pitched between Iowa and Chicago after two stints on 60-day disabled list.
- ◆ Made seven total appearances with Chicago and stranded all four inherited runners.

NOTABLE MINOR LEAGUE AWARDS AND HONORS

- ◆ **2016** Pacific Coast League Mid-Season All-Star.
- ◆ **2014** Pacific Coast League Mid-Season and Post-Season All-Star.
- ◆ **2009** Arizona Fall League Rising Stars Game Selection.
- ◆ **2008** Midwest League Mid-Season All-Star.
- ◆ **2006** Arizona Summer League Post-Season All-Star.

CAREER TRANSACTIONS

- ◆ June 6, 2006...Selected by **Chicago Cubs** in 16th round of 2006 First-Year Player Draft (signed June 10, 2006).
- ◆ Nov. 7, 2012...Signed by **Chicago Cubs** as minor league free agent.
- ◆ May 15, 2015...Signed by **Chicago Cubs** as minor league free agent.
- ◆ Dec. 17, 2015...Signed by **Seattle Mariners** as minor league free agent.
- ◆ Aug. 9, 2016...Claimed off waivers from **Seattle Mariners** by **New York Yankees**.
- ◆ Oct. 5, 2016...Claimed off waivers from **New York Yankees** by **Angels**.
- ◆ Nov. 23, 2016...Claimed off waivers from **Angels** by **Milwaukee Brewers**.
- ◆ Dec. 23, 2016...Claimed off waivers from **Milwaukee Brewers** by **Angels**.

PERSONAL/MISC

- ◆ Richard Blake Parker...On Twitter: @BlaekParker
- ◆ Attended Fayetteville HS (AR) and University of Arkansas.
- ◆ Converted to pitching in 2007 after starting professional career as position player in Cubs organization...Batted .224 (33/147) with 13 doubles, two home runs and 18 RBI in 46 games between **Arizona Summer League Cubs** and Class-A **Peoria** in 2006.
- ◆ Participated in Arizona Fall League in 2009.
- ◆ Blake and wife, Jordan, welcomed first child during 2017 offseason.
- ◆ Originally signed by Cubs scout Brian Milner.

CAREER FIELDING

POS	PCT	G	PO	A	E	TC	DP
P	.933	162	8	6	1	15	0

PARKER'S CAREER HIGHS

	SEASON		GAME
Wins	3 — 2017	SO	4 — 7/26/14 at CHC
ERA	2.54 — 2017	IP	2 — 11 times; last, 9/15/17 vs. TEX
IP	67.1 — 2017	R & ER	4 — Twice; last, 5/3/17 at SEA
SO	86 — 2017	BB	2 — 5 times; last, 9/23/16 at TOR
		H	4 — 3 times; last, 5/3/17 at SEA
		HR	2 — 9/5/12 at WSH





2018 ANGELS



FELIX PEÑA

RHP

64

OPENING DAY AGE: 28

BIRTHPLACE: San Pedro de Macoris, D.R.

ACQUIRED: From Cubs for cash considerations or a PTBNL, Oct. 9, 2017

SIGNED THRU: 2018

BORN: Feb. 25, 1990

RESIDES: San Pedro de Macoris, D.R.

MLB SERVICE: 132 days

HEIGHT: 6-2

WEIGHT: 185

BATS: RIGHT

THROWS: RIGHT

PEÑA'S LIFETIME PITCHING RECORD

Year	Club	W-L	ERA	G	GS	CG	GF	SHO	SV	IP	H	R	ER	HR	HB	BB	IBB	SO	WP	BK	BAA
2009	Cubs 2 (DSL)	1-4	3.58	14	6	0	3	0	0	50.1	53	30	20	2	4	15	0	38	7	0	.266
2010	Cubs 1 (DSL)	1-2	1.17	20	1	0	6	0	2	46.1	36	11	6	1	0	9	2	38	3	1	.216
2011	Cubs (AZL)	3-2	6.92	17	0	0	9	0	1	39	48	35	30	8	3	9	0	32	6	1	.296
2012	Peoria	0-0	4.50	6	0	0	1	0	0	10	9	5	5	1	0	5	0	10	1	0	.237
	Boise	4-2	3.43	15	6	0	1	0	0	63	60	33	24	5	2	22	0	42	4	0	.243
2013	Kane County	4-7	3.92	21	17	1	1	0	1	103.1	102	57	45	5	7	32	0	77	8	0	.257
2014	Daytona	4-6	3.19	19	19	1	0	0	0	96	88	43	34	6	4	34	0	76	6	0	.240
	Tennessee	2-4	7.48	6	6	0	0	0	0	27.2	30	23	23	5	2	17	0	26	1	0	.294
2015	Tennessee	7-8	3.75	25	23	1	1	0	0	129.2	111	60	54	10	5	49	1	140	12	5	.231
2016	Iowa	3-4	3.41	36	0	0	10	0	3	63.1	46	24	24	4	2	23	3	81	1	0	.203
	CHICAGO (N.L.)	0-0	4.00	11	0	0	2	0	1	9	5	4	4	1	0	3	1	13	1	0	.156
2017	Iowa	2-1	5.54	24	0	0	8	0	6	39	42	24	24	6	4	14	3	46	1	0	.280
	CHICAGO (N.L.)	1-0	5.24	25	0	0	15	0	0	34.1	35	21	20	8	2	18	1	37	3	0	.259
MAJOR TOTALS		1-0	4.98	36	0	0	17	0	1	43.1	40	25	24	9	2	21	2	50	4	0	.240
MINOR TOTALS		31-40	3.90	203	78	3	40	0	13	667.2	625	345	289	53	33	229	9	606	50	7	.246

2017 SEASON

- ◆ Opened year with Triple-A **Iowa** and pitched to a 1.86 ERA (9.2 IP - 2 ER) in eight games before being called up by **Cubs** May 5 for first of five stints with Chicago for the season.
- ◆ Earned first Major League win June 29 at Washington after working one scoreless inning.
- ◆ Worked more than one inning in 10 of 25 appearances for Cubs, which ranked fourth on Chicago's relief staff.
- ◆ Pitched career-high 3.2 inning May 6 vs. New York (A.L.) after entering in relief of Brett Anderson in first inning.

MAJOR LEAGUE SUMMARY

2016

- ◆ Began season and pitched majority of year with Triple-A **Iowa**, totaling 36 relief appearances before receiving first big league promotion Aug. 19.
- ◆ Made Major League debut with **Cubs**, Aug. 19 at Colorado (1 IP, 2 SO).
- ◆ Did not allow a run in nine of 11 outings for Chicago, including six straight (6 IP) Aug. 29-Sept. 16.
- ◆ Earned first career save Sept. 27 at Pittsburgh.

POSTSEASON SUMMARY

- ◆ Was not selected to **Cubs** postseason rosters following the **2016** and **2017** seasons.

NOTABLE MINOR LEAGUE AWARDS AND HONORS

- ◆ **2015** Midwest League Mid-Season All-Star.
- ◆ **2014** Florida State League Mid-Season All-Star.
- ◆ **2013** Southern League Mid-Season All-Star.

CAREER TRANSACTIONS

- ◆ Mar. 9, 2009...Signed by **Cubs** as non-drafted free agent.
- ◆ Oct. 9, 2017...Acquired by **Angels** from **Cubs** for cash considerations or a player to be named later.



PERSONAL/MISC

- ◆ Felix Ricardo Peña.
- ◆ Played for Estrellas de Oriente in Dominican Winter League during 2015-16 offseason.
- ◆ Originally signed by Cubs scouts Jose Serra and Mario Encarnacion.

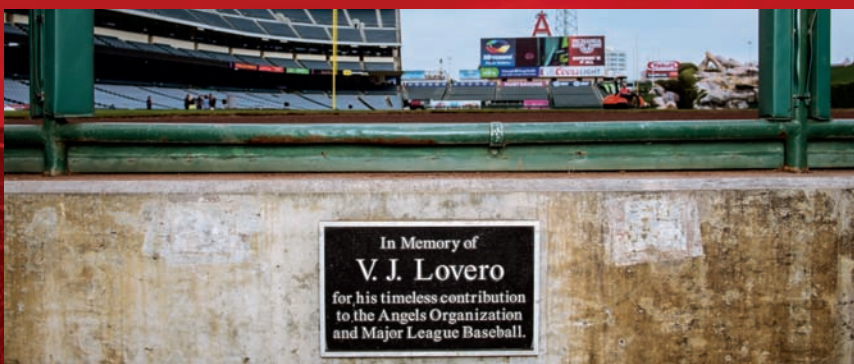
MAJOR LEAGUE HITTING TOTALS

AVG	AB	H	HR	RBI
.000	3	0	0	0

CAREER FIELDING

POS	PCT	G	PO	A	E	TC	DP
P	1.000	36	2	5	0	7	0

V.J. LOVERO PHOTO WELL



V.J. Lovero, considered by many as one of the top sports photographers in the country, passed away much too soon on January 12, 2004 after a four-year battle with cancer. Despite his circumstances, he remained optimistic about life, and continued to focus on his photography, family and friends. For years, we were privileged to view the beauty of baseball through the eyes of his lens. His photographs captured the essence, emotion, artistry and even humor of our great game.

His career included covering the two Anaheim sports franchises in addition to serving Sports Illustrated as one of its premier photographers. After joining SI in 1985, his work graced the cover of the magazine an amazing 39 times. V.J. also covered numerous World Series, Stanley Cup Finals, Super Bowls, championship fights and Olympic Games.

V.J. left something behind for all who knew him. His life reminds us there are countless moments in our lives to be treasured. We are fortunate that many of his professional "moments" were preserved with a photograph.



2018 ANGELS



CARLOS PÉREZ

C

58

OPENING DAY AGE: 27
BIRTHPLACE: Valencia, VZ
MARRIED: Karla Rios
ACQUIRED: From Houston along with RHP Nick Tropeano in exchange for C Hank Conger, Nov. 5, 2014
SIGNED THRU: 2018

BORN: Oct. 27, 1990
RESIDES: Valencia, VZ
CHILDREN: Marcela
MLB SERVICE: 2 years, 21 days

HEIGHT: 6-0
WEIGHT: 210
BATS: RIGHT
THROWS: RIGHT

PÉREZ'S LIFETIME PLAYING RECORD

Year	Club	AVG	G	AB	R	H	2B	3B	HR	RBI	SH	SF	HBP	BB	IBB	SO	SB	CS	GDP	SLG	OBP	E
2008	Blue Jays (DSL)	.306	58	196	27	60	10	2	0	29	0	3	6	52	0	28	7	5	6	.378	.459	10
2009	Blue Jays (GCL)	.291	43	141	17	41	11	3	1	21	1	3	2	16	0	23	2	5	2	.433	.364	5
2010	Auburn	.298	66	235	44	70	11	8	2	41	0	3	6	34	0	41	7	3	9	.438	.396	5
2011	Lansing	.256	95	383	58	98	17	6	3	41	1	6	2	37	1	74	6	2	8	.355	.320	14
2012	Lansing	.275	71	273	48	75	22	5	5	40	3	5	3	35	1	38	3	2	8	.447	.358	6
	Lancaster	.318	26	88	11	28	6	1	0	10	2	0	1	6	0	17	0	1	4	.409	.368	1
2013	Corpus Christi	.283	16	53	6	15	4	0	1	5	1	0	2	4	0	11	0	0	1	.415	.356	2
	Oklahoma City	.269	75	264	29	71	14	0	2	32	3	4	0	25	0	39	1	1	5	.345	.328	7
2014	Oklahoma City	.259	88	301	33	78	16	2	6	34	6	3	1	29	0	54	3	0	10	.385	.323	12
2015	LAA	.250	86	260	20	65	13	0	4	21	2	2	0	19	0	49	2	0	7	.346	.299	5
	Salt Lake	.361	17	72	11	26	8	0	2	12	0	0	0	7	0	7	1	0	2	.556	.418	1
2016	LAA	.209	87	268	25	56	16	0	5	31	8	2	1	12	0	49	1	0	6	.325	.244	3
	Salt Lake	.359	10	39	9	14	4	0	3	10	0	0	0	1	0	7	0	2	1	.692	.375	1
2017	LAA	.100	11	20	1	2	0	0	1	3	0	0	0	1	0	6	0	0	0	.250	.143	2
	Salt Lake	.352	68	261	40	92	18	3	5	40	0	4	3	32	0	38	4	1	5	.502	.423	8
MAJOR TOTALS		.224	184	548	46	123	29	0	10	55	10	4	1	32	0	104	3	0	13	.332	.267	10
MINOR TOTALS		.290	633	2306	333	668	141	30	30	315	17	31	26	278	2	377	34	22	61	.416	.368	72

2017 SEASON

- ◆ Appeared in 11 games with the **Angels** across two stints after spending a majority of the season with Triple-A **Salt Lake**.
- ◆ Tallied second career walk-off hit Apr. 11 with an RBI squeeze bunt.
- ◆ Led the Bees with a .352 average while his 92 hits ranked fourth by a PCL catcher.

MAJOR LEAGUE SUMMARY

2016

- ◆ In second season with the **Angels**, improved in nearly every offensive category over rookie campaign including runs, doubles, home runs, RBI and games.
- ◆ Finalist for the Rawlings Gold Glove Award at catcher (won by KC's Salvador Perez)...Posted a 37.5% (21/56) caught stealing percentage, good for third by an A.L. catcher (min. 650 inn.)
- ◆ Went 5-for-6 with two doubles, a home run and six RBI July 2 at Fenway Park...Joined Kendrys Morales, Chone Figgins, Mo Vaughn and Dave Winfield as the only Angels with five hits and six RBI in a single game...Outing was just the fourth six-RBI game by an Angel backstop in franchise history and first since Jeff Mathis, July 23, 2008 vs. Cleveland...The five hits marked just the fifth such occurrence in franchise history by a Halo backstop.
- ◆ Was the team's Opening Day catcher.

2015

- ◆ After starting the season with Triple-A **Salt Lake**, was called up by the **Angels** May 4 before making Major League debut the following day...On May 5 vs. Seattle, went 2-for-4 with a home run and an RBI, including a walk-off home run in the bottom of the ninth...According to STATS, is the fourth player all-time to hit a walk-off home run during debut, joining Florida's Miguel Cabrera June 20, 2003 vs. TB, Cleveland's Josh Bard, Aug. 23, 2002 vs. SEA and the

5-HIT, 6-RBI GAMES BY A CATCHER SINCE 1920

PLAYER	DATE
YASMANI GRANDAL	JULY 8, 2016
CARLOS PÉREZ	JULY 2, 2016
RUSSELL MARTIN	AUG. 25, 2011
JOE MAUER	JULY 26, 2010
VICTOR MARTINEZ	JULY 16, 2004
SMOKY BURGESS	AUG. 6, 1959
WALKER COOPER	JULY 6, 1949
ERNIE LOMBARDI	JULY 6, 1934



2018 ANGELS



Angels' Billy Parker, Sept. 9, 1971 vs. Milwaukee...Became the 26th Angel all-time to homer in first game with the Club and just the sixth to do so during M.L. debut...First big league hit was a single to center in first at-bat.

- ◆ Posted a 37.9% (18/59) caught stealing percentage, good for third in the American League (min. 70 G).

NOTABLE MINOR LEAGUE AWARDS AND HONORS

- ◆ **2013** MLB.com's 17th best prospect (HOU).
- ◆ **2010** Mid-Season New York-Penn League All-Star...MVP of the New York-Penn League.
- ◆ **2009** R. Howard Webster Award winner for the Gulf Coast League Blue Jays.
- ◆ **2008** Toronto's R. Howard Webster Award winner for the Dominican Summer League Blue Jays (awarded to top player at each level of Blue Jays farm system).

CAREER TRANSACTIONS

- ◆ Jan. 2, 2008...Signed by the **Blue Jays** as an international free agent.
- ◆ July 20, 2012...Acquired by the **Astros** along with RHP Francisco Cordero, RHP Joseph Musgrove, LHP David Rollins, RHP Asher Wojciechowski and a PTBNL (Kevin Comer) from the **Blue Jays** in exchange for RHP David Carpenter, OF Ben Francisco, LHP J.A. Happ, and RHP Brandon Lyon.
- ◆ Nov. 5, 2014...Acquired by the **Angels** along with RHP Nick Tropeano from the **Astros** in exchange for C Hank Conger.

PERSONAL/MISC

- ◆ Carlos Eduardo Pérez...On Twitter: @Perez00Carlos

MISCELLANEOUS STATS

CAREER WALK-OFF HITS / RBI (2)

Apr. 11, 2017 vs. TEX (RBI squeeze bunt; 10th)

May 5, 2015 vs. SEA (Solo HR; 9th)

CAREER FIELDING

POS	PCT	G	PO	A	E	TC	DP	PB
C	.992	172	1160	121	10	1291	9	13
1B	1.000	3	6	1	0	7	1	



PÉREZ'S CAREER HIGHS

SEASON		GAME	
AVG	.250 — 2015	H	5 — 7/2/16 at BOS
H	65 — 2015	HR	1 — Several times; last, 9/28/17 at CWS
R	25 — 2016	R	3 — Twice; last, 7/26/16 at KC
BB	19 — 2015	BB	2 — Twice; last, 9/4/16 vs. TEX
2B	16 — 2016	2B	2 — 3 times; last, 10/2/16 vs. HOU
HR	5 — 2016	RBI	6 — 7/2/16 at BOS
RBI	31 — 2016	Hit Streak	6 — Sept. 15-23, 2016

SMASHING DEBUTS

On May 5, 2015, **Carlos Pérez** slammed a walk-off HR in the 9th inning vs. Seattle. He became just the fourth player (2nd Angel) in MLB history with a walk-off home run in MLB debut.

Walk-off HR in MLB Debut — All-Time

PLAYER	OPP	HR
Carlos Pérez, LAA (5/5/15)	SEA	Solo, 9th
Miguel Cabrera, FLA (6/20/03)	TB	2-run, 11th
Josh Bard, CLE (8/23/02)	SEA	2-run, 9th
Billy Parker, CAL (9/9/71)	MIL	Solo, 12th

Courtesy of Stats LLC



2018 ANGELS



BRANDEN PINDER

RHP

40

OPENING DAY AGE: 29

BORN: Jan. 26, 1989

BIRTHPLACE: Corona, CA

RESIDES: Corona, CA

MARRIED: Stephanie Ortiz, Dec. 5, 2015

ACQUIRED: Signed as minor league free agent, Aug. 1, 2017

SIGNED THRU: 2018

MLB SERVICE: 1 year, 91 days

HEIGHT: 6-4

WEIGHT: 215

BATS: RIGHT

THROWS: RIGHT

NON-ROSTER INVITEE

PINDER'S LIFETIME PITCHING RECORD

Year	Club	W-L	ERA	G	GS	CG	GF	SHO	SV	IP	H	R	ER	HR	HB	BB	IBB	SO	WP	BK	BAA
2011	— Staten Island	2-2	1.16	24	0	0	22	0	14	31	16	4	4	1	3	5	0	38	1	0	.152
2012	— Tampa	2-6	2.79	41	0	0	28	0	9	67.2	70	27	21	1	5	29	7	67	8	0	.262
	— Trenton	0-0	0.00	1	0	0	1	0	0	1.1	1	0	0	0	0	0	0	0	0	0	.167
2013	— Trenton	1-1	6.29	19	0	0	13	0	5	24.1	28	19	17	2	2	16	1	22	1	1	.295
	— Tampa	1-2	3.49	21	5	0	6	0	1	49	39	20	19	4	4	11	0	50	4	0	.225
2014	— Trenton	2-0	0.56	12	0	0	9	0	4	16	7	1	1	0	0	2	0	18	1	0	.130
	— Scranton/WB	1-0	3.78	13	0	0	6	0	1	16.2	17	7	7	2	0	5	0	12	1	0	.270
	— Yankees 2 (GCL)	0-0	1.29	4	4	0	0	0	0	7	5	1	1	0	1	2	0	7	1	0	.227
2015	— Scranton/WB	1-3	2.80	23	0	0	12	0	1	35.1	31	15	11	3	0	10	0	36	4	1	.230
	— N.Y. YANKEES	0-2	2.93	25	0	0	10	0	0	27.2	28	9	9	4	0	14	1	25	0	1	.262
2016	— Scranton/WB	0-0	0.00	2	0	0	2	0	1	5	2	0	0	0	0	0	0	8	0	0	.118
	— N.Y. YANKEES	0-0	18.00	1	0	0	0	0	0	1	3	2	2	0	0	1	0	1	0	0	.600
2017	— Staten Island	0-0	0.00	5	0	0	2	0	0	7.1	3	1	0	0	4	2	0	8	2	0	.125
	— Trenton	1-0	0.00	3	0	0	1	0	1	4.1	3	0	0	0	1	4	0	3	0	0	.200
	— Salt Lake	1-0	5.40	8	0	0	2	0	0	8.1	11	7	5	0	0	7	0	2	2	0	.324
MAJOR TOTALS		0-2	3.45	26	0	0	10	0	0	28.2	31	11	11	4	0	15	1	26	0	1	.277
MINOR TOTALS		12-14	2.83	176	9	0	104	0	37	273.1	233	102	86	13	20	93	8	271	25	2	.231

- ◆ Branden Henry Pinder.
- ◆ Made 2017 season debut June 20 for Staten Island in first appearance following Tommy John surgery.
- ◆ Signed with Angels as minor league free agent Aug. 1, 2017 after being released by Yankees July 26.
- ◆ In 2016, made only Major League appearance on Apr. 20 vs. Oakland (1 IP, 3 H, 2 ER, 1 BB, 1 SO)...Placed on disabled list Apr. 22 with right elbow strain and missed remainder of season.
- ◆ Underwent Tommy John surgery Apr. 26, 2016...Performed by Dr. James Andrews at Andrews Institute Surgery Center in Gulf Breeze, FL.
- ◆ Recorded first Major League hit with RBI double in eighth inning of Yankees' Aug. 30, 2015 win at Atlanta...Became second Yankee reliever with a hit in DH era (also, Mike Stanton, June 6, 2000 at Montreal)...The hit was Yankee first extra-base hit by a relief pitcher since Lindy McDaniel homered Sept. 28, 1972 at Detroit...First Yankees reliever with an RBI since Mariano Rivera's bases-loaded walk, June 28, 2009 at New York Mets.
- ◆ Made Major League debut with Yankees, Apr. 15, 2015 vs. Baltimore (1 IP, 1 H)...Appeared in 25 total games for New York in 2015 across sixth stint with Club.
- ◆ Named 2011 New York-Penn League Mid-Season All Star and was honored as a Topps Short-Season/Rookie All-Star...Led all NYPL relievers in opponent batting average (.152, 16-for-105) and allowed fewest baserunners per nine innings (6.97)...Ranked second in league in saves.
- ◆ Originally selected by New York (A.L.) in 16th round of 2011 First-Year Player Draft.
- ◆ Pitched final two college seasons at Long Beach State University.
- ◆ Pitched at Santa Ana College (2008-09) and was member of league champion teams both seasons...Earned All-Orange-Empire honors in 2008.
- ◆ Attended Centennial HS (Corona, CA)...Was four-year letterwinner and helped lead Huskies to league championship in 2007...Named "Pitcher of the Year" in 2006...First-Team All-League selection in 2006 and 2007.



2018 ANGELS



ALBERT PUJOLS

INF

5

OPENING DAY AGE: 38
BIRTHPLACE: Santo Domingo, DR
MARRIED: Deidre Jan. 1, 2000

BORN: Jan. 16, 1980
RESIDES: St. Louis County, MO
CHILDREN: 3 daughters:

Isabella, Sophia and Esther & 2 sons: Alberto, Jr (A.J.) & Ezra

ACQUIRED: Signed as Major League free agent, Dec. 10, 2011

SIGNED THRU: 2021

MLB SERVICE: 17 years

HEIGHT: 6-3
WEIGHT: 240
BATS: RIGHT
THROWS: RIGHT

PUJOLS' LIFETIME PLAYING RECORD

Year	Club	AVG	G	AB	R	H	2B	3B	HR	RBI	SH	SF	HBP	BB	IBB	SO	SB	CS	GDP	SLG	OBP	E
2000	— Peoria	.324	109	395	62	128	32	6	17	84	0	2	5	38	7	37	2	4	10	.565★	.389	19
	Potomac	.284	21	81	11	23	8	1	2	10	1	0	0	7	0	8	1	1	3	.481	.341	3
	Memphis	.214	3	14	1	3	1	0	0	2	0	0	0	1	0	2	1	0	0	.286	.287	0
2001	— ST. LOUIS	.329	161	590	112	194	47	4	37	130	1	7	9	69	6	93	1	3	21	.610	.403	20
2002	— ST. LOUIS	.314	157	590	118	185	40	2	34	127	0	4	9	72	13	69	2	4	20	.561	.394	11
2003	— ST. LOUIS	.359★	157	591	137★	212★	51★	1	43	124	0	5	10	79	12	65	5	1	13	.667	.439	4
2004	— ST. LOUIS	.331	154	592	133★	196	51	2	46	123	0	9	7	84	12	52	5	5	21	.657	.415	10
2005	— ST. LOUIS	.330	161	591	129★	195	38	2	41	117	0	3	9	97	27★	65	16	2	19	.609	.430	14
2006	— ST. LOUIS	.331	143	535	119	177	33	1	49	137	0	3	4	92	28★	50	7	2	20	.671★	.431★	6
2007	— ST. LOUIS	.327	158	565	99	185	38	1	32	103	0	8	7	99	22	58	2	6	27★	.568	.429	8
2008	— ST. LOUIS	.357	148	524	100	187	44	0	37	116	0	8	5	104	34★	54	7	3	16	.653★	.462	6
2009	— ST. LOUIS	.327	160	568	124★	186	45	1	47★	135	0	8	9	115	44★	64	16	4	23	.658★	.443	13
2010	— ST. LOUIS	.312	159	587	115★	183	39	1	42★	118★	0	6	4	103	38★	76	14	4	23	.596	.414	4
2011	— ST. LOUIS	.299	147	579	105	173	29	0	37	99	0	7	4	61	15	58	9	1	29★	.541	.366	14
2012	— LAA	.285	154	607	85	173	50	0	30	105	0	6	5	52	16	76	8	1	19	.516	.343	7
2013	— LAA	.258	99	391	49	101	19	0	17	64	0	7	5	40	8	55	1	1	18	.437	.330	3
2014	— LAA	.272	159	633	89	172	37	1	28	105	0	9	5	48	11	71	5	1	28★	.466	.324	3
2015	— LAA	.244	157	602	85	147	22	0	40	95	0	3	6	50	10	72	5	3	15	.480	.307	5
2016	— LAA	.268	152	593	71	159	19	0	31	119	0	6	2	49	6	75	4	0	24	.457	.323	2
2017	— LAA	.241	149	593	53	143	17	0	23	101	0	4	2	37	5	93	3	0	26	.386	.286	3
MAJOR TOTALS		.305	2575	9731	1723	2968	619	16	614	1918	1103	102	1251	307	1146	110	41	362	561	.386	133	
A.L. TOTALS		.266	721	2826	379	752	147	1	146	488	0	31	23	239	51	349	23	6	104	.474	.325	20
N.L. TOTALS		.328	1705	6312	1291	2073	455	15	445	1329	1	68	77	975	251	704	84	35	232	.617	.420	110
MINOR TOTALS		.314	133	490	74	154	41	7	19	96	1	2	5	46	7	47	4	5	13	.543	.378	22

★ led or tied for league lead

Disabling Injuries: **2013** — Partially torn plantar fascia in left foot; disabled July 28 (retro to July 27) - end of season.
2011 — Fractured left radius at the wrist; disabled June 20-July 4.
2008 — Left calf strain; disabled June 11-25.
2006 — Right oblique strain; disabled June 4-21.

2017 SEASON

- ◆ Became the ninth member of the 600 home run club during 17th big league season and sixth with the **Angels**...Connected for career home run 600 at Angel Stadium on June 3 vs. Minnesota...Became the fourth youngest player to reach the milestone...Home run came as a grand slam off Ervin Santana...According to STATS, was the first player ever whose 500th, 600th or 700th home run came as a grand slam.
- ◆ Hit 610th career home run Aug. 22, passing Sammy Sosa for eighth on baseball's all-time list and most ever for by a foreign-born player.
- ◆ Finished season with 23 home runs, becoming just the third player ever to tally 20+ home runs in 16 of first 17 seasons: Hank Aaron (16 times) and Willie Mays (16 times).
- ◆ Drove in 101 RBI which paced the Club and ranked ninth in the A.L...Reached the century mark in RBI for the 14th time in career, joining Alex Rodriguez as the only players in Major League history to drive in 100 runs 14 times... With RBI on Apr. 28, passed Rafael Palmeiro (1,835) for the most career RBI by a player born outside the U.S.

THREE'S COMPANY
 With his 600th home run, Albert Pujols became just the third player in baseball history to amass 600 homers and 600 doubles during a career, joining Hank Aaron and Barry Bonds.



2018 ANGELS



CAREER HIGHLIGHTS

- ◆ A three-time National League MVP (2005; 2008-09) - one of five N.L. players all-time to win award three times or more (also Barry Bonds, Mike Schmidt, Roy Campanella and Stan Musial)...Finished in top five in N.L. MVP voting in each of his first six seasons (finished second on four occasions).
- ◆ After 17 seasons, is batting .305 (2968/9731) with 614 home runs, 1,918 RBI, .386 OBP and .561 SLG pct... Since rookie campaign in 2001, leads MLB in home runs, doubles, RBI, total bases (5,461) & runs (1,723).
- ◆ Enters the 2018 season as the Majors' active home run, doubles and RBI leader...Among MLB actives, ranks second in slugging, seventh in OBP and eighth in average.

HITS

- ◆ Enters 2018 with 2,968 hits...Vying to become the 32nd player all time with 3,000 hits, the sixth foreign born player to accomplish the feat and the second player to do so in an Angels uniform (Rod Carew in 1985).
- ◆ Only 10 players have logged 3,000 hits in their first 18 seasons (2018 will mark Pujols' 18th season)...Can become the fourth player to tally 3,000 hits and 600 home runs in a career: Hank Aaron, Willie Mays and Alex Rodriguez.

HOME RUNS

- ◆ Became the ninth member of the 600 home run club June 3, 2017 vs. Minnesota...Was the fourth-youngest player all-time to reach the milestone.
- ◆ With 610th career home run Aug. 22, 2017, passed Sammy Sosa for eighth on baseball's all-time list and most ever for by a foreign-born player.
- ◆ Hit 500th home run Apr. 22, 2014 at Washington...First member of prestigious club to collect home runs #499 and #500 in same contest...At 34 years and 96 days, is third youngest player in MLB history to reach 500 home runs.
- ◆ Only player in MLB history to hit 30-or-more home runs in each of his first 12 seasons (2001-12).
- ◆ Has homered in 37 different ballparks and off 396 different pitchers.

RBI

- ◆ Begins 2018 with 1,918 RBI, good for eighth most in baseball history...According to ELIAS, is vying to become just the third player all time to tally 2,000 RBI, joining Hank Aaron (2,297) and Alex Rodriguez (2,086).
- ◆ Second player in MLB history to have 10 straight 100-RBI seasons to open a career (Al Simmons, 11 seasons).

RUNS

- ◆ With 1,723 runs, looking to become the 18th player in history to score 1,800 runs and, according to STATS, just the fourth first baseman to reach the plateau: Pete Rose (2,165), Stan Musial (1,949) and Lou Gehrig (1,888).

MISC.

- ◆ One of six players all-time with 600 HR, 1,700 runs scored and 1,900 RBI: Hank Aaron, Willie Mays, Barry Bonds, Alex Rodriguez and Babe Ruth.
- ◆ Pujols' total of 1,089 extra-base hits are fifth-highest in a player's first 2,500 hits - Barry Bonds (1,219), Babe Ruth (1,207), Lou Gehrig (1,109) and Manny Ramirez (1,099).
- ◆ Only player in MLB history to post 10 consecutive seasons with a .300 average, 30 doubles, 30 home runs and 100 RBI (2001-10)...With 50 doubles in 2012, became first player in MLB history with three seasons of 50 doubles & 30 home runs.
- ◆ Has hit 40+ home runs seven times, logged 120+ RBI during six campaigns and scored 110+ runs in eight different seasons...Has posted 350+ total bases on seven occasions.
- ◆ Had historic rookie season in 2001 to win unanimous National League Rookie of Year honors (.329, 112 R, 37 HR, 130 RBI), just fourth rookie in history to post a .300 average, 30 home runs, 100 RBI and 100 runs...Matched Ted Williams' previous MLB record with 30+ HR in each of his first five seasons - a streak Pujols extended to first 11 campaigns.
- ◆ In first 5,000 career at-bats, recorded 744 extra-base hits, most in N.L. history...Youngest player ever to reach 250 career home runs (26 years, 258 days)...Majors' fastest player (806 games) to both 1,000 hits & 200 home runs, passing Willie Mays' mark of 825 games.
- ◆ Finished 2017 with 307 intentional walks to rank second on MLB all-time list.

ALBERT, ALL-TIME

Albert Pujols ranks among the all-time MLB leaders in several categories...

- 614 Home Runs (7th)
- 619 Doubles (12th)
- 1,249 Extra Base Hits (7th)
- 5,461 Total Bases (10th)
- 2,968 Hits (33rd)
- 1,723 Runs (23rd)
- 1,918 RBI (8th - ELIAS)
- .561 SLG (15th)

PUJOLS' HISTORIC HOMERS

HR	Date	Pitcher
1	Apr. 6, 2001 at ARI	Armando Reynoso
100	July 20, 2003 at LAD	Odalis Perez
200	Sept. 30, 2005 vs. CIN	Matt Belisle
300	July 4, 2008 vs. CHC	Bob Howry
400	Aug. 26, 2010 at WAS	Jordan Zimmermann
500	Apr. 22, 2014 at WAS	Taylor Jordan
600	June 3, 2017 vs. MIN	Ervin Santana
610*	Aug. 22, 2017 vs. TEX	Nick Gardewine

* Passed Sammy Sosa for the most home runs ever hit by a foreign-born.

PUJOLS



MAJOR LEAGUE SUMMARY

2016

- ◆ In fifth season with the **Angels** and 16th in the Majors, finished third in the American League with 119 RBI...RBI were most driven in since 2010...Eclipsed the century mark in RBI for the 13th time in career and joined Alex Rodriguez (14 times), Jimmie Foxx (13), Lou Gehrig (13) and Babe Ruth (13) as the only players to amass 100 RBI in 13 different seasons.
- ◆ Tagged a team-leading 31 home runs to push career home run total to 591, good for ninth on baseball's all-time list... Reached the 30-home-run mark for the 14th time...Is just the fourth player all-time with 14, 30+ homer campaigns: Alex Rodriguez (15), Hank Aaron (15) and Barry Bonds (14)... Became the first to accomplish the feat in 14 of his first 16 seasons.
- ◆ After opening the season batting .219 with 10 home runs and 33 RBI in first 48 games, went on to hit .290 with 21 home runs and 86 RBI in last 104 tilts since...Was one of three players in the Majors in that stretch to hit .290 with 15 home runs and 85 RBI: Nolan Arenado and Carlos Gonzalez.
- ◆ Led the Majors with 31 RBI in July...Was just the fifth time in career driving in 30+ runs in a month and first since June 2009 (35)...Marked just the 10th time in franchise history an Angel tallied 30 RBI in a single month and first since Kendrys Morales (33) in August of 2009.

2015

- ◆ During 15th big league season (fourth with the Angels), tallied 40 homers to push career total to 560, good for 14th on baseball's all-time list...40 home runs were tied for fifth in the A.L. and ranked second on the Club (Trout, 41 HR)...Marked highest single-season total since 2010 (42 HR w/ St. Louis) and was the seventh time during career reaching the plateau, making him one of eight players to accomplish the feat seven different times.
- ◆ Reached the 90-RBI mark for the 14th time during career, becoming the fourth player all-time with at least 14, 90-RBI seasons, joining Hank Aaron (16 times), Babe Ruth (14) and Alex Rodriguez (14)...Is the only player to do so in their first 15 seasons.
- ◆ Tabbed as an All-Star for the 10th time in career...His 26 home runs tied an Angels franchise record for homers before the break...Teamed with Mike Trout to become just the fourth pair of teammates to log 25 home runs before the All-Star break and first since Ken Griffey Jr. and Alex Rodriguez did so for the Mariners in 1998.
- ◆ Hit 13 home runs in June, tying the Angels franchise record for most homers hit in a single month (Mo Vaughn, 13 in May 2000; and Tim Salmon, 13 in June 1996).
- ◆ Started the All-Star Game in Cincinnati at first base for the A.L...Replaced Miguel Cabrera as the starting first baseman... Started the Midsummer Classic for the eighth time in career... 16th player to start a game for both the A.L. and N.L. and fourth first baseman to do so.
- ◆ Participated in the Home Run Derby for the fourth time in his career: 2003, 2007 and 2009...Combined to hit 21 home runs in the first and second rounds of the Derby... Eliminated Cubs' Kris Bryant in the first round before falling to Dodgers' Joc Pederson in the second round.
- ◆ Stole career base 100 July 26 to become one of 12 players all-time with 500 career home runs and 100 stolen bases: Barry Bonds, Hank Aaron, Babe Ruth, Alex Rodriguez, Willie Mays, Ken Griffey Jr., Sammy Sosa, Frank Robinson, Reggie Jackson, Mike Schmidt and Mickey Mantle.

2014

- ◆ In third season with **Angels**, hit 499th and 500th career home runs Apr. 22 at Washington (both off RHP Taylor Jordan)...One of 26 MLB players to reach 500 homers, first ever to hit #499 & #500 in same game (also hit #400 at Nationals Park)...According to ELIAS, at 34 years and 96 days, is third youngest player in MLB history to reach 500 home runs.

MOST SEASONS WITH 30 HR AND 100 RBI ALL TIME

PLAYER	SEASONS
ALEX RODRIGUEZ	14
ALBERT PUJOLS	12
MANNY RAMIREZ	12
JIMMIE FOXX	12
BABE RUTH	12

MACHINERY

Following is a listing of some of Pujols' career accomplishments...

- 10x All-Star
- 6x Louisville Silver Slugger Award
- 3x N.L. MVP
- 2x World Series champion
- 2x Rawlings Gold Glove recipient
- 2x N.L. Home Run champion
- 2001 N.L. Rookie of the Year
- 2003 N.L. Batting champion
- 2004 NLCS MVP
- 2008 Roberto Clemente Award
- 2010 N.L. RBI champion

FIVE GUYS

With 40 home runs in 2015, Albert Pujols became one of only five players all-time to log seven, 40-homer seasons in their first 15 campaigns, joining Ken Griffey Jr., Alex Rodriguez, Babe Ruth and Sammy Sosa.





2018 ANGELS



- ◆ 12th player in history with 500 home runs, 500 doubles and 1,500 RBI: Babe Ruth, Ted Williams, Hank Aaron, Eddie Murray, Willie Mays, Frank Robinson, Ken Griffey Jr., Barry Bonds, Rafael Palmeiro, Alex Rodriguez & Manny Ramirez.
- ◆ Became one of five players with 12 or more 100 RBI campaigns before age-35 season: Alex Rodriguez – 14, Jimmie Foxx – 13, Lou Gehrig – 12, Al Simmons – 12.
- ◆ Became just third player since 1901 to drive in 1,600 runs in first 14 seasons (Lou Gehrig and Al Simmons).
- ◆ Collected career hit 2,500 Sept. 6 at Minnesota...One of 12 MLB players since 1901 to accomplish feat in first 14 seasons.
- ◆ Scored 1,500th career run in third inning Sept. 6...Since 1901, only 10 players have reached mark in age 34 or younger season: Babe Ruth, Alex Rodriguez, Frank Robinson, Mel Ott, Mickey Mantle, Rickey Henderson, Lou Gehrig, Jimmie Foxx, Ty Cobb and Hank Aaron.
- ◆ 16th player in MLB history with 2,500 hits, 1,500 runs and 500 home runs and just fourth to do so before age-35 season: (Alex Rodriguez, Hank Aaron and Jimmie Foxx).
- ◆ 2014 marked 12th season of career with 20+ home runs and 30+ doubles, tied with Manny Ramirez for most in MLB history...Logged 16th career walk-off hit (second with Angels) with a solo home run in 19th inning Aug. 9 vs. Boston...Marked latest walk-off home run in Angels history.
- ◆ .997 fielding pct. at first base led A.L. and tied Angels single-season record by a first baseman (min. 100 games started).

FOR THE BIRDS

During his 11 seasons in St. Louis, Pujols ranks among some of the all-time Red Bird greats...

RUNS	1,291	(3rd)
HR	445	(2nd)
RBI	1329	(2nd)
TOTAL BASES	3893	(2nd)
SLG	.617	(2nd)
OBP	.420	(4th)
OPS	1.037	(2nd)

2013

- ◆ In second season with **Angels**, missed final 62 games of season after going on 15-day disabled list on July 28 with a partial tear of left plantar fascia (did not undergo surgery)...Marked fourth career D.L. stint, first since 2011.
- ◆ Did not reach 30 homers for first time in career.
- ◆ Collected 1,000th career extra-base hit on Apr. 10, becoming 35th player in MLB history to accomplish feat.
- ◆ Singled on July 4 against Cardinals, giving him a hit against every MLB team.

2012

- ◆ Played 12th MLB season and first with **Angels**...Finished second in A.L. in doubles (50) and third in extra base hits (80)...Led Halos with 154 games played.
- ◆ Hit at least 30 home runs for 12th straight season, only player in MLB history to log 30+ home runs in first 12 campaigns and one of four players to hit at least 30 home runs in 12 straight seasons at any point of their career: Barry Bonds (13, 1992-2004), Alex Rodriguez (13, 1998-2010) & Jimmie Foxx (12, 1929-40).
- ◆ 2012 marked third season of career (also, 2003 and 2004) with 30+ home runs and 50+ doubles, becoming the only player in MLB history to accomplish the feat three times in a career (STATS LLC)...50 doubles are second highest single-season total in franchise history (Garret Anderson, 56 in 2002).
- ◆ After posting a season-low .190 average with one home run and nine RBI through May 8 (30 games), went on to hit .309 (150/486) with 29 home runs and 96 RBI over his next 124 games.
- ◆ Drove in 100 runs for 11th time in 12 professional seasons... Collected 1,400th career RBI on Aug. 1, becoming just fourth player in MLB history to reach 1,400 RBI in his first 12 campaigns (Joe DiMaggio, Al Simmons and Lou Gehrig).
- ◆ Hit first home run as an Angel May 6 to snap career-long 110 at-bat homerless drought (single-season).
- ◆ Hit 500th double of career Sept. 22 vs. Chicago, becoming one of 19 players all-time with 500+ doubles and 400+ HR...Drew career walk number 1,000 June 24, one of just 12 active players with 1,000 free passes.

ONE AND ONLY...

Pujols is the only player in MLB history to hit 30-or-more home runs in each of his first 12 seasons (2001-12)...He is also the only player in MLB history to post 10 consecutive seasons with a .300 average, 30 doubles, 30 home runs and 100 RBI (2001-10).

2011

- ◆ In 11th MLB season with **St. Louis**, ranked among N.L. leaders in several categories despite missed time on disabled list with a fractured left wrist (disabled June 20-July 4)...Ranked third in home runs (37), tied for third in runs (105) and seventh in RBI (99)...Fell shy of his 11th consecutive season with a .300+ average (.299) and 100 RBI (99)... Marked 11th consecutive season with 30+ home runs.
- ◆ 10th time in 11 seasons he reached 100 runs...Collected 2,000th hit July 29 vs. Cubs...Had MLB-best 40-game on-base streak (Aug. 11-Sept. 25).
- ◆ Hit 465 foot home run Aug. 14 vs. Colorado, longest home run ever at Busch Stadium III.



2018 ANGELS



2010

- ◆ Hit 40 home runs for sixth time in career...Led N.L. in RBI (118), home runs (42) for second consecutive season and second time in career, runs (115) for second consecutive season and sixth time overall and extra-base hits (86) for a second consecutive season and fourth campaign overall...Batted .300 with 30 home runs and 100 RBI for 10th consecutive season adding to his own MLB record.
- ◆ Recipient of Silver Slugger award at first base for third straight season...Ranked among N.L. leaders in batting (T5th, .312), hits (5th, 183), total bases (2nd, 350), walks (2nd, 103), OBP (2nd, .414) and slugging (3rd, .596).
- ◆ Clubbed 400th home run Aug. 26 at Washington...Finished season with 408 home runs, most ever by a player in first 10 MLB seasons.
- ◆ Selected to eighth consecutive (9th overall) All-Star team, top vote-getter in MLB for second consecutive season... Batted in No. 4 spot on May 17, first time since May 3, 2003, a span of 1,045 games in No. 3 slot, which was MLB record at time it stopped...Issued MLB-leading 38 intentional walks (three-straight season), which surpassed team totals for 17 MLB clubs.

2009

- ◆ Unanimous winner of his third N.L. MVP award and second consecutive honor...Just sixth N.L. player to repeat and just fourth player to win N.L. MVP three times...Named Player of Year & N.L. Outstanding Player by MLBPA...Named Player of Year by *The Sporting News*...Silver Slugger winner for N.L. first basemen.
- ◆ Led MLB with 47 home runs, just second Cardinal (Mark McGwire, 1998-99) since 1940 (Johnny Mize) to lead the Majors...Also led MLB in runs (124), total bases (374) and slugging pct. (.658)...Led N.L. with a .443 on-base pct...Just second player in MLB history to have 100 RBI in each of his first nine seasons, joining Hall of Famer Al Simmons (11)...Top vote-getter for All-Star Game in St. Louis.
- ◆ Set MLB record for intentional walks as a right-handed batter with 44...Set MLB record with 185 assists at 1B, surpassing Boston's Bill Buckner (184 in 1985).

2008

- ◆ Earned second N.L. MVP award...Recipient of N.L. Silver Slugger Award (1B)...Trailed only Atlanta's Chipper Jones (.364) for MLB batting lead at .357...Elected to seventh All-Star Game (starting DH)...Led Majors in SLG pct. (.653) and OPS (1.114) and ranked second in on-base pct. (.462).
- ◆ Became just third player in MLB history with 100 RBI in each of first eight seasons.
- ◆ Hit 300th career home run July 4 vs. Cubs - second player in MLB history to hit 300 home runs in first eight seasons (Ralph Kiner).
- ◆ Had 42-game streak of reaching base from Opening Day - May 16, best start in MLB since 1999 (Derek Jeter - 53 games)... Hit safely in seven straight at bats (9/23-26; three games) and reached base safely in 11 straight plate appearances.

YOUTH BE TOLD

- Just fourth rookie in MLB history to post a .300 average, 30 HR, 100 RBI and 100 runs.
- Established N.L. rookie marks for RBI, extra-base hits (88) and total bases (360).
- 201 HRs rank second all-time for a player's first five seasons.
- Majors fastest player (806 games) to both 1,000 hits & 200 HR.
- Youngest player to reach 250 career HR (26 years, 258 days).
- Second player in MLB history to hit 300 HR in his first eight seasons (Ralph Kiner).
- Pujols, Joe DiMaggio & Ted Williams are only MLB players to reach 500 RBI in first four seasons.
- At 29 years & 99 days, Pujols became eighth youngest all-time to reach 1,000 RBI.



2007

- ◆ Hit 32 homers with 103 RBI to extend his record of 30-homer & 100 RBI seasons to begin a career to seven...Finished one run shy of seventh-straight 100-run season, snapped streak of six straight seasons with .300 BA, 100 runs, 30 HR & 100 RBI...Went a career-best 109 consecutive plate appearances before striking out (Aug. 31-Sept. 30).

2006

- ◆ Produced sixth straight season with .300 average, 100 runs, 30 home runs & 100 RBI...Established career-highs with 49 home runs and 137 RBI...Ranked second in N.L. in home runs & RBI and third in average (.331)...Led N.L. in slugging pct. (.671).
- ◆ Finished second in N.L. MVP voting in 2006, his fifth-straight season finishing in top three...Earned first Rawlings Gold Glove Award.
- ◆ Became fastest player ever to 14 home runs (24 games), 15 home runs (28 games) and 19 home runs (37 games)... Set MLB record for April homers with 14 (tied by Alex Rodriguez in 2007)...Became third fastest to 20 home runs behind Luis Gonzalez (2001 - 40 games) and Mickey Mantle (1956 - 41 games).
- ◆ Became youngest player ever to reach 250 career home runs at 26 years, 258 days...Had career-high seven RBI on Aug. 22 at Mets (2 HR, 1 grand slam).



2018 ANGELS



2005

- ◆ Named National League MVP, the first of his three MVPs.
- ◆ Led MLB with 129 runs, becoming just sixth player in history (first since Pete Rose from 1974-76) to lead MLB in scoring three consecutive seasons...Finished second in N.L. in average (.330), slugging pct. (.609) and on-base pct. (.430)...65 strikeouts were fewest in MLB among players with 40 or more home runs.
- ◆ Made fourth All-Star appearance in five seasons (starting DH).

REMARKABLE ROOKIES

In 2001, Pujols became just the fourth rookie in MLB history to hit .300 with 30 HR, 100 RBI and 100 runs.

Hal Trosky Sr. (Cle.)	1934 (.330, 35 HR, 142 RBI, 119 R)
Ted Williams (Bos.)	1939 (.327, 31 HR, 145 RBI, 131 R)
Walt Dropo (Bos.)	1950 (.322, 34 HR, 144 RBI, 101 R)
Albert Pujols (StL)	2001 (.329, 37 HR, 130 RBI, 112 R)

2004

- ◆ Led MLB in total bases (389) for second straight year...Led N.L. in runs (133), ranked second in home runs (46), third in RBI (123) and fifth in batting (.331)...Tallied 51 doubles for second straight season, first Cardinal to do so since Joe Medwick (1936-37)...Finished with MLB-high 99 extra-base hits.
- ◆ Finished third in N.L. MVP balloting (Barry Bonds & Adrian Beltre)...Earned Silver Slugger Award at first base, his third award at three different positions (2003-OF, 2001-3B)...Voted starting first baseman for N.L. at All-Star Game in Houston.
- ◆ Homered Sept. 26 at Colorado to join Joe DiMaggio & Ted Williams as only players to reach 500 RBI in first four seasons.
- ◆ On Feb. 20, 2004, signed seven-year contract extension.

2003

- ◆ Led MLB in runs, doubles (51), extra-base hits (95) and total bases (394)...Paced N.L. in hits (212) and multi-hit games (63)...Struck out just 65 times in 685 plate appearances.
- ◆ Runner-up to Barry Bonds for N.L. MVP for second straight year...Won N.L. batting title, edging Colorado's Todd Helton, .35871 to .35849 - tightest race in N.L. history...At age 23, became youngest N.L. batting champion since Dodgers' Tommy Davis (also 23) in 1962.
- ◆ Joined Rogers Hornsby (1922) as only players in Cardinals history to record 40 homers and 200 hits in a season...Compiled 30-game hit streak (July 12-Aug. 16) - longest streak in Majors in 2003 and Cardinals' longest streak since Stan Musial hit in 30 straight in 1950.
- ◆ Played in his second All-Star Game and led all N.L. players in fan balloting.
- ◆ Collected 100th RBI and 100th run on Aug. 7, becoming first player in MLB history to have 30 home runs, 100 runs & 100 RBI in each of first three seasons...Launched first walk-off of career July 12 vs. San Diego.
- ◆ Players Choice Major League Player of the Year and N.L. Outstanding Player...*The Sporting News* Major League Player of Year, Hank Aaron Award and Silver Slugger Award.

2002

- ◆ Ranked second in N.L. in both runs and RBI...Became first player in MLB history to hit at least .300 with 30 home runs, 100 RBI and 100 runs scored in each of first two big league seasons.
- ◆ Finished second in N.L. MVP voting.
- ◆ Became just second Cardinal (Ray Jablonski) to begin career with consecutive 100-RBI seasons.

2001

- ◆ Unanimously named National League Rookie of the Year...Finished fourth in voting for N.L. MVP...Received N.L. Silver Slugger Award (3B)...Established N.L. rookie marks for RBI, extra-base hits (88) and total bases (360).
- ◆ Became just fourth rookie in history, and first National League, to hit at least .300 with 30 home runs, 100 RBI and 100 runs scored.
- ◆ Made Club out of Spring Training when Bobby Bonilla was placed on disabled list...Made MLB debut as starting left fielder on Opening Day (Apr. 2) at Colorado (1-for-3)...Hit first MLB homer Apr. 6 at Arizona off Armando Reynoso and had three hits and three RBI...Tied Major League rookie record for home runs (8) in month of April.
- ◆ First Cardinals rookie to make N.L. All-Star squad since LHP Luis Arroyo in 1955...Set Cardinals rookie home run record with his 22nd of season July 14 vs. Detroit.

POSTSEASON SUMMARY

- ◆ A two-time World Series champion (2006 & 2011)...Has appeared in 77 career playoff games batting .323 (90/279) with 55 runs, 19 home runs, 54 RBI and a 1.030 OPS...19 home runs rank fourth all-time (Derek Jeter is third with 20) and 54 RBI rank sixth (David Ortiz ranks fifth with 60 RBI)...Has appeared in three World Series (2004, 2006 & 2011) & five N.L. Championship Series (2002, 2004-06 & 2011)...In Game 3 of 2011 World Series, joined Babe Ruth (1926, 1928) and Reggie Jackson (1977) as only players to hit three home runs in a WS contest (5-for-6, 4 R, 6 RBI)...Pablo Sandoval (SF) joined group in Game 1 of 2012 World Series with three home runs...Tied World Series record for most home runs (three), hits (five) and RBI (six) in a WS game, and set a new Fall Classic record with 14 total bases.

PUJOLS



2018 ANGELS



- ◆ In **2014** playoffs with **Angels**, appeared in three games of Division Series (Angels swept by Royals)...Batted .167 (2/12) with one run, one home run and two RBI...Homered in Game 3 of DS at Kauffman Stadium off James Shields.
- ◆ In **2011** playoffs with **Cardinals**, appeared in 18 games batting .353 (24/68) with 15 runs, eight doubles, five home runs, 16 RBI and a 1.160 OPS...Eight doubles tied MLB postseason record (w/ teammate David Freese)...Walked 12 times in playoffs (8 IBB)...Hit .350 (7/20) in DS vs. Philadelphia...Had four hits with three doubles in Game 3...Went 4-for-5 with a home run, three doubles & five RBI in LCS Game 2 at Milwaukee.
- ◆ In **2009** postseason, went 3-for-10 in three games of DS vs. Dodgers.
- ◆ In **2006** playoffs with **St. Louis**, earned his first World Series title...Led team with three home runs, 11 runs and 13 walks (5 IBB) in 16 total playoff games...Launched two-run homer in third inning of World Series Game 1 at Detroit...Blasted two-run home run in third inning of DS Game 1 at San Diego for game winning RBI.
- ◆ In **2005** playoffs, belted game-winning, three-run HR with two outs in 9th inning of NLCS Game 5 at Houston off Brad Lidge to send series to Game 6 (over railroad tracks above left field wall; approx. 455 ft.)...Had a team-high six RBI in NLCS...Was 5-for-9 (.556) with four walks (three intentional), four runs and two RBI in sweep of San Diego in DS.
- ◆ Went 24-for-58 (.414) with six home runs, 14 RBI and 15 runs in **2004** playoffs with **Cardinals**...Six home runs were a Cardinals postseason record...Named MVP of NLCS (.500; 14/28, 4 HR, 9 RBI, 10 R)...14 hits and 28 total bases set NLCS records...Fifth player in LCS history to bat .500 or better in a series...Hit .333 (5/15) in four World Series games vs. Boston.
- ◆ In **2002** playoffs with **Cardinals**, was 3-for-10 in three games of DS vs. Arizona Diamondbacks...Was 5-for-19 in five games of NLCS vs. San Francisco...Homered off Kirk Rueter in fifth inning of Game 1.
- ◆ In **2001**, made playoff debut with **St. Louis**...Hit first inning home run off Arizona's Randy Johnson in Game 2 of DS - his first career postseason HR.

DIVISION SERIES TOTALS

Year	Club, Opp	AVG	G	AB	R	H	2B	3B	HR	RBI	SH	SF	HBP	BB	IBB	SO	SB	CS	GDP	SLG	OBP	E
2001	—StL, Ari.	.111	5	18	1	2	0	0	1	2	0	0	0	2	0	2	0	0	1	.278	.200	1
2002	—StL, Ari.	.300	3	10	3	3	0	1	0	3	0	0	0	3	0	1	0	0	0	.500	.462	1
2004	—StL, LAD	.333	4	15	4	5	0	0	2	5	0	0	0	3	0	0	0	0	1	.733	.444	0
2005	—StL, SD	.556	3	9	4	5	2	0	2	0	0	0	0	4	3	0	0	0	1	.778	.692	0
2006	—StL, SD	.333	4	15	3	5	1	0	1	3	0	0	0	1	0	4	0	0	2	.600	.375	0
2009	—StL, LAD	.300	3	10	0	3	0	0	0	1	0	0	0	3	3	1	0	0	0	.300	.462	0
2011	—StL, Phi.	.350	5	20	2	7	3	0	0	1	0	0	0	2	1	4	1	1	1	.500	.409	0
2014	—LAA, KC	.167	3	12	1	2	0	0	1	2	0	0	0	1	0	1	0	0	0	.417	.231	0
Totals		.294	30	109	18	32	6	1	5	19	0	0	0	19	7	13	1	1	5	.505	.398	2

LEAGUE CHAMPIONSHIP SERIES TOTALS

Year	Club, Opp	AVG	G	AB	R	H	2B	3B	HR	RBI	SH	SF	HBP	BB	IBB	SO	SB	CS	GDP	SLG	OBP	E
2002	—StL, SF	.263	5	19	2	5	1	0	1	2	0	0	1	2	0	5	0	0	0	.474	.364	0
2004	—StL, Hou.	.500	7	28	10	14	2	0	4	9	0	0	0	4	0	3	0	0	0	1.000	.563	0
2005	—StL, Hou.	.304	6	23	3	7	0	0	2	6	0	1	0	1	0	3	0	0	0	.565	.320	0
2006	—StL, NYM	.318	7	22	5	7	1	0	1	1	0	0	0	7	4	3	0	0	0	.500	.483	0
2011	—StL, Mil.	.478	6	23	5	11	4	0	2	9	0	0	0	4	2	4	0	0	0	.913	.556	0
Totals		.383	31	115	25	44	8	0	10	27	0	1	1	18	6	18	0	0	0	.713	.467	0

WORLD SERIES TOTALS

Year	Club, Opp	AVG	G	AB	R	H	2B	3B	HR	RBI	SH	SF	HBP	BB	IBB	SO	SB	CS	GDP	SLG	OBP	E
2004	—StL, Bos.	.333	4	15	1	5	2	0	0	0	0	0	1	1	1	3	0	0	0	.467	.412	0
2006	—StL, Det.	.200	5	15	3	3	1	0	1	2	0	0	1	5	1	3	0	1	0	.467	.429	1
2011	—StL, Tex.	.240	7	25	8	6	1	0	3	6	0	0	2	6	5	3	0	0	0	.640	.429	2
Totals		.255	16	55	12	14	4	0	4	8	0	0	4	12	7	9	0	1	0	.545	.423	3

NOTABLE MINOR LEAGUE AWARDS AND HONORS

- ◆ **2000** Cardinals Minor League Player of Year...Midwest League MVP...Midwest League All-Star...MVP of PCL playoffs...Played for Scottsdale in Arizona Fall League.

CAREER TRANSACTIONS

- ◆ June 2, 1999...Selected by the **Cardinals** in the 13th round of the First Year Player Draft.
- ◆ Feb. 20, 2004...Signed seven-year contract with the **Cardinals**.
- ◆ Dec. 10, 2011...Signed 10-year contract with the **Angels**.

PERSONAL/MISC

- ◆ Jose Alberto Pujols...Last name is pronounced 'POO-holes'...On Twitter: @PujolsFive
- ◆ Traveled to Israel during the 2016 offseason and visited the new Shalva National Children's Center...Shalva is renowned all over the world for providing state of the art care and community outreach services to thousands of families with special needs children in Israel, including those with Down Syndrome.

PUJOLS



2018 ANGELS



- ◆ Donates annual funds to the Angels Baseball Foundation...Started Pujols Family Foundation in 2005 (pujolsfamilyfoundation.org)...Foundation is 'dedicated to the love, care and development of people with Down Syndrome and also reaches out to impoverished families in the Dominican Republic, Albert's native country' ...Hosts Annual Albert Pujols Celebrity Golf Classic to benefit Pujols Family Foundation...Works closely with the Make-A-Wish Foundation...Makes annual visits to Dominican and donates time and resources to several causes...Named 2008 Roberto Clemente Award winner in recognition of his outstanding play on the field and tireless work in the community...His \$70,000 award from Major League Baseball Players Trust went toward The Albert Pujols Wellness Center for Adults with Down Syndrome at St. Luke's Hospital in Chesterfield, MO which opened in 2009.
- ◆ In Sept. 2015 partnered with Clayton Kershaw to host a charity whiffle ball game at Angel Stadium prior to the Freeway Series finale.
- ◆ Nominated by his teammates for the Marvin Miller Man of the Year Award in 2004, 2005 and 2006...Won award in 2006.
- ◆ Graduated in 1998 from Fort Osage High School in Independence, Missouri...Twice earned all-state honors in baseball...Earned a baseball scholarship to Maple Woods College in Kansas City...At age 16, moved with his father from Dominican Republic to Kansas City...Became U.S. citizen on Feb. 7, 2007 in a ceremony at the Thomas F. Eagleton U.S. Courthouse in St. Louis.
- ◆ Has been MLB's top vote-getter for the All-Star Game on three occasions (2006, 2009-10)...Played for Dominican Republic in inaugural 2006 World Baseball Classic.
- ◆ After 2011 World Series, recognized with his own Wheaties box cover...In a poll at ESPN's website, voters selected "Winnie the Pujols" over "Phat Albert" as Chris Berman's best nickname for Albert...Other nicknames include "The Machine" and "Prince Albert."
- ◆ Favorite sport after baseball is basketball...Grew up watching Michael Jordan and Chicago Bulls...Albert and wife Deidre appeared in the 2002 *Sports Illustrated* swimsuit issue.
- ◆ Originally signed by Cardinals scout Dave Karaff.

MISCELLANEOUS STATS

CAREER MULTIPLE-HOME RUN GAMES (57)

TWO-HR GAMES (53)

Aug. 30, 2017 vs. Oakland
 July 19, 2016 vs. Texas
 July 20, 2015 (game 2) vs. Boston
 May 18, 2014 vs. Tampa Bay
 Apr. 6, 2013 at Texas
 Sept. 1, 2011 at Milwaukee
 Sept. 23, 2010 at Pittsburgh
 Apr. 11, 2010 at Milwaukee
 Aug. 4, 2009 at New York (N.L.)
 June 27, 2009 vs. Minnesota
 May 30, 2009 at San Francisco
 Aug. 16, 2008 at Cincinnati
 July 15, 2007 at Philadelphia
 Apr. 15, 2007 vs. Milwaukee
 Sept. 8, 2005 vs. New York (N.L.)
 May 29, 2004 at Houston
 Aug. 31, 2003 at Cincinnati
 May 28, 2001 vs. Milwaukee

July 30, 2017 at Toronto
 July 17, 2016 vs. Chicago (A.L.)
 June 22, 2015 vs. Houston
 Apr. 22, 2014 at Washington
 Aug. 1, 2012 at Texas
 June 4, 2011 vs. Chicago (N.L.)
 Sept. 12, 2010 at Atlanta
 Apr. 5, 2010 at Cincinnati
 July 17, 2009 vs. Arizona
 June 21, 2009 at Kansas City
 Apr. 23, 2009 vs. New York (N.L.)
 May 19, 2008 at San Diego
 June 10, 2007 vs. Los Angeles (A.L.)
 Aug. 22, 2006 at New York (N.L.)
 May 9, 2005 vs. Los Angeles (N.L.)
 Apr. 8, 2004 vs. Milwaukee
 June 29, 2003 at Kansas City
 Apr. 22, 2001 at Houston

Sept. 3, 2016 at Seattle
 Apr. 25, 2016 at Kansas City
 June 1, 2015 vs. Tampa Bay
 Apr. 29, 2013 at Oakland
 July 31, 2012 at Texas
 Apr. 15, 2011 at Los Angeles (N.L.)
 June 29, 2010 vs. Arizona
 Sept. 9, 2009 at Milwaukee
 June 30, 2009 vs. San Francisco
 June 13, 2009 at Cleveland
 Apr. 11, 2009 vs. Houston
 Apr. 9, 2008 at Houston
 June 3, 2007 at Houston
 Apr. 3, 2006 at Philadelphia
 Aug. 14, 2004 at Atlanta
 Sept. 10, 2003 vs. Colorado
 Apr. 30, 2003 vs. New York (N.L.)

THREE-HR GAMES (4)**

May 30, 2010 at Chicago (N.L.)
 July 20, 2004 at Chicago (N.L.)
 **Also Game 3 at Texas of 2011 World Series

Sept. 3, 2006 vs. Pittsburgh

Apr. 16, 2006 vs. Cincinnati

CAREER GRAND SLAMS (14)

June 3, 2017 vs. Minnesota
 Aug. 4, 2009 at New York (N.L.)
 Apr. 25, 2009 vs. Chicago (N.L.)
 Aug. 22, 2006 at New York (N.L.)
 June 11, 2002 at Seattle

June 19, 2015 at Oakland
 July 3, 2009 at Cincinnati
 Apr. 11, 2009 vs. Houston
 Sept. 30, 2005 at Cincinnati
 Sept. 21, 2001 at Pittsburgh

Sept. 1, 2011 at Milwaukee
 June 21, 2009 at Kansas City
 Aug. 6, 2008 vs. Los Angeles (N.L.)
 Aug. 10, 2002 vs. New York (N.L.)

PUJOLS



2018 ANGELS



CAREER WALK-OFF HITS (21 TOTAL - 12 HRS)

May 16, 2017 vs. Chicago (A.L.) (RBI single, 11th inn.)
 Apr. 7, 2016 vs. Texas (RBI single, 9th inn.)
 May 13, 2015 vs. Colorado (Sac Fly, 11th inn.)
 Apr. 13, 2013 vs. Houston (2-run double, 9th inn.)
 June 4, 2011 vs. Chicago (N.L.) (Solo HR, 12th inn.)
 July 29, 2009 vs. Los Angeles (N.L.) (RBI single, 15th inn.)
 July 13, 2006 vs. Los Angeles (N.L.) (Solo HR, 14th inn.)
 Apr. 16, 2006 vs. Cincinnati (2-run HR, 9th inn.)
 Aug. 4, 2004 vs. Montreal (Solo HR, 9th inn.)
 Sept. 20, 2003 vs. Houston (Solo HR, 13th inn.)
 July 12, 2003 vs. San Diego (2-run HR, 11th inn.)

Aug. 3, 2016 vs. Oakland (2-run HR, 9th inn.)
 May 25, 2015 vs. San Diego (RBI single, 9th inn.)
 Aug. 9, 2014 vs. Boston (Solo HR, 19th inn.)
 June 5, 2011 vs. Chicago (N.L.) (Solo HR, 10th inn.)
 Aug. 28, 2009 vs. Washington (Solo HR, 9th inn.)
 Sept. 12, 2006 vs. Houston (2-run double, 9th inn.)
 Apr. 26, 2006 vs. Pittsburgh (RBI single, 9th inn.)
 July 15, 2005 vs. Houston (2-run HR, 13th inn.)
 June 18, 2004 vs. Cincinnati (Solo HR, 10th inn.)
 July 27, 2003 vs. Pittsburgh (RBI single, 9th inn.)

ALL-STAR GAME RECORD

Year	Club, Site	AVG	G	AB	R	H	2B	3B	HR	RBI	SH	SF	HBP	BB	IBB	SO	SB	CS	GDP	SLG	OBP	E
2001	N.L., Col.	---	1	0	0	0	0	0	0	0	0	0	0	0	0	0	0	0	0	.000	.000	0
2003	N.L., CWS	.333	1	3	0	1	0	0	0	1	0	0	0	0	0	0	0	0	0	.333	.500	0
2004	N.L., Hou.	.667	1	3	1	2	2	0	0	2	0	0	0	0	0	0	0	0	0	1.333	.667	0
2005	N.L., Det.	.500	1	2	0	1	0	0	0	0	0	0	0	0	0	0	0	0	0	.500	.500	0
2006	N.L., Pit.	.000	1	3	0	0	0	0	0	0	0	0	0	0	0	1	0	0	0	.000	.000	0
2007	N.L., SF	SELECTED - DID NOT PLAY																				
2008	N.L., NYY	.667	1	3	0	2	0	0	0	0	0	0	0	0	0	0	0	0	0	.667	.667	0
2009	N.L., STL	.000	1	3	0	0	0	0	0	0	0	0	0	0	0	0	0	0	0	.000	.000	1
2010	N.L., LAA	.000	1	2	0	0	0	0	0	0	0	0	0	0	1	0	0	0	0	.000	.000	0
2015	A.L., Cin.	.000	1	2	1	0	0	0	0	0	0	0	0	1	0	1	0	0	0	.000	.333	0
Totals		.286	9	21	2	6	2	0	0	3	0	0	0	2	0	3	0	0	0	.381	.348	1

WORLD BASEBALL CLASSIC TOTALS

Year	Club	AVG	G	AB	R	H	2B	3B	HR	RBI	SH	SF	HBP	BB	IBB	SO	SB	CS	GDP	SLG	OBP	E
2006	Dominican	.286	7	21	5	6	0	0	1	3	0	0	1	7	0	1	0	0	0	.429	.483	0

CAREER FIELDING

POS	PCT	G	PO	A	E	TC	DP
1B	.994	1734	15086	1432	102	16620	1502
OF	.977	309	499	17	12	528	0
3B	.932	108	68	193	19	280	27
2B	1.000	1	1	0	0	1	0
SS	---	1	0	0	0	0	0

PUJOLS

PUJOLS' CAREER HIGHS

	SEASON		GAME
AVG	.359 — 2003	H	5 — 4 times; last, 7/26/08 at NYM
H	212 — 2003	HR	3 — 4 times; last, 5/30/10 at CHC
R	137 — 2003	R	4 — 6 times; last, 5/30/10 at CHC
BB	115 — 2009	BB	4 — 3 times; last, 4/17/10 vs. NYM
IBB	44 — 2009	IBB	3 — 2 times; last, 4/6/13 at TEX
2B	51 — 2004, 2003	2B	3 — three times; last, 4/19/12 vs. OAK
HR	49 — 2006	RBI	7 — 4/11/09 vs. HOU & 8/22/06 at NYM
RBI	137 — 2006	SB	2 — 4 times; last, 6/2/10 vs. CIN
SB	16 — 2009, 2005	Hit Streak	30 — July 12 - Aug. 16, 2003



2018 ANGELS



JC RAMÍREZ

RHP

66

OPENING DAY AGE: 29
BIRTHPLACE: Managua, Nicaragua
ACQUIRED: Claimed off waivers from Cincinnati, June 26, 2016
SIGNED THRU: 2018

BORN: Aug. 16, 1988
RESIDES: Managua, Nicaragua
MLB SERVICE: 2 years, 139 days

HEIGHT: 6-5
WEIGHT: 245
BATS: RIGHT
THROWS: RIGHT

RAMÍREZ'S LIFETIME PITCHING RECORD

Year	Club	W-L	ERA	G	GS	CG	GF	SHO	SV	IP	H	R	ER	HR	HB	BB	IBB	SO	WP	BK	BAA
2006	Mariners (VSL)	5-1	1.66	14	13	1	0	1	0	65	43	16	12	0	7	35	0	56	11	0	.191
2007	Everett	3-7	4.30	15	15	0	0	0	0	75.1	61	49	36	3	9	43	0	73	9	7★	.211
2008	Wisconsin	6-9	4.14	25	22	0	2	0	0	124	112	68	57	9	13	38	2	113	2	1	.239
2009	High Desert	8-10	5.12	28	27	1	1	0	0	142.1	153	93	81	18	17	53	0	111	14	2	.276
2010	Clearwater	4-3	4.06	11	11	0	0	0	0	64.1	63	34	29	2	8	17	0	55	5	0	.259
	Reading	3-4	5.45	13	13	1	0	0	0	77.2	89	51	47	11	2	24	1	60	0	0	.291
2011	Reading	11-13	4.50	26	26	3★	0	1★	0	144	144	84	72	15	4	55	0	89	5	4	.258
2012	Reading	0-2	3.62	16	0	0	8	0	3	27.1	20	14	11	3	1	14	0	18	1	0	.200
	Lehigh Valley	3-2	4.28	29	0	0	11	0	1	40	36	19	19	3	2	17	1	34	5	0	.250
2013	Reading	1-0	0.00	4	0	0	1	0	0	7	2	0	0	0	0	2	0	8	1	0	.083
	Lehigh Valley	4-2	4.71	30	0	0	9	0	3	42	42	24	22	2	0	23	1	36	4	0	.253
	PHILADELPHIA	0-1	7.50	18	0	0	2	0	0	24	30	22	20	6	0	15	1	16	0	0	.313
2014	Akron	1-0	2.08	10	0	0	7	0	1	13	5	3	3	1	0	8	0	14	2	0	.111
	Columbus	1-3	3.45	25	0	0	15	0	2	31.1	33	16	12	5	1	11	0	15	2	0	.280
2015	Reno	0-1	2.88	23	0	0	6	0	1	25	22	8	8	0	0	10	0	18	0	0	.234
	ARIZONA	1-1	4.11	12	0	0	4	0	0	15.1	15	7	7	1	0	4	2	11	1	0	.254
	Tacoma	1-1	2.50	14	0	0	10	0	0	18	17	6	5	2	1	7	1	18	2	0	.258
	SEATTLE	0-1	7.56	8	0	0	2	0	0	8.1	10	7	7	2	1	7	1	5	0	0	.286
2016	Louisville	0-0	0.00	5	0	0	3	0	0	6	4	0	0	0	0	3	0	10	0	0	.211
	CINCINNATI	1-3	6.40	27	0	0	7	0	1	32.1	35	24	23	7	0	9	2	28	3	0	.278
	LAA	2-1	2.91	43	0	0	9	0	1	46.1	42	17	15	5	4	13	0	31	4	0	.241
2017	LAA	11-10	4.15	27	24	0	1	0	0	147.1	149	72	68	21	6	49	1	105	5	1	.267
MAJOR TOTALS		15-17	4.60	135	24	0	25	0	2	273.2	281	149	140	42	11	97	7	196	13	1	.268
ANGELS TOTALS		13-11	3.86	70	24	0	10	0	1	193.2	191	89	83	26	10	62	1	136	9	1	.261
A.L. TOTALS		13-12	4.01	78	24	0	12	0	1	202	201	96	90	28	11	69	2	141	9	1	.262
N.L. TOTALS		2-5	6.28	57	0	0	13	0	1	71.2	80	53	50	14	0	28	5	55	4	0	.285
MINOR TOTALS		51-58	4.13	288	127	6	73	2	11	902.1	846	485	414	74	65	360	6	728	63	14	.247

★ led or tied for league lead

Disabling Injuries: 2017 — Right elbow strain; disabled Aug. 21 (retro to Aug. 20) - end of season

2017 SEASON

- ◆ Established single-season career highs with 11 wins, 105 strikeouts and 147.1 innings pitched for Angels...The 11 victories led Halos pitching staff.
- ◆ Opened year in bullpen, making three relief appearances before joining starting rotation...Was one of three Major League pitchers with two wins in relief during Opening Week of the season.
- ◆ Pitched in 111 career Major League games (all in relief) before making first career start on Apr. 14 at Kansas City...Became fifth player to make his first MLB start as an Angel after making 100+ relief appearances to start career, and first since Al Levine (Oct. 2, 1999 vs. TEX)...Other three to make first start as Angel after 100+ relief appearances are Dyar Miller (1979), Luis Sanchez (1983) and Doug Corbett (1984).
- ◆ Set career high with nine strikeouts on Apr. 19 at Houston & matched that total on Apr. 30 at Texas.
- ◆ Completed at least seven innings pitched six times, which was tops on Angels.
- ◆ With five game road win streak from Apr. 30 – June 24, became first Angels pitcher to win five straight road starts since Jered Weaver won six straight from June 27 – Aug. 22, 2012.
- ◆ In 10 road starts from Apr. 30 - Aug. 19, went 7-2 with a 2.93 ERA (58.1 IP - 19 ER)...Ranked fifth in American League in ERA in that span.
- ◆ Suffered right elbow strain in start Aug. 19 at Baltimore and missed remainder of season on disabled list.



2018 ANGELS



MAJOR LEAGUE SUMMARY

2016

- ◆ Made **Reds** debut on Apr. 22 after opening season at Triple-A **Louisville**.
- ◆ Matched career-high with three innings pitched on Apr. 22 vs. **Cubs**.
- ◆ Earned first Major League save on May 30 at Colorado (0.1 IP).
- ◆ Set career-high on June 15 with six strikeouts...Became first **Reds** pitcher with six strikeouts in two innings pitched since J.J. Hoover in 2014.
- ◆ Claimed off waivers by **Angels** on June 26...Made Angels debut June 27 vs. Houston and became first Nicaraguan born player in franchise history.
- ◆ Earned first win with Angels on July 18 vs. Texas after tossing 1.2 scoreless innings...Recorded first save with Angels on Sept. 28 vs. Oakland.
- ◆ With Angels, stranded 11 of 14 inherited runners.

2015

- ◆ Earned first Major League win in **Diamondbacks** debut on May 10 vs. San Diego (2.2 IP, 1 ER, 4 H, 1 BB, 3 SO).
- ◆ Traded by Arizona to **Mariners** on July 26 for cash considerations.
- ◆ Tossed two scoreless innings in Seattle debut on Sept. 8 vs. Texas...Did not allow a run in four of first five outings with Mariners.

2014

- ◆ Did not pitch in Majors...Spent entire season in **Indians** organization with Double-A **Akron** and Triple-A **Columbus**.

2013

- ◆ Made Major League debut with **Phillies** on June 23, 2013 vs. New York Mets and struck out all three batters faced.
- ◆ Over first five appearances, did not allow a hit until 18th batter faced (4.2 IP).

NOTABLE MINOR LEAGUE AWARDS AND HONORS

- ◆ **2011** Phillies Minor League Pitcher of the Month for April.
- ◆ **2006** Venezuelan Summer League Post-Season All-Star.

CAREER TRANSACTIONS

- ◆ July 2, 2005...Signed by **Seattle Mariners** as non-drafted free agent.
- ◆ Dec. 16, 2009...Traded by **Seattle Mariners** with OF Tyson Gillies and RHP Phillippe Aumont to **Philadelphia Phillies** for LHP Cliff Lee.
- ◆ Nov. 1, 2013...Signed by **Cleveland Indians** to minor league contract.
- ◆ Dec. 1, 2014...Signed by **Arizona Diamondbacks** to minor league contract.
- ◆ July 26, 2015...Traded by **Arizona Diamondbacks** to **Seattle Mariners** for cash considerations.
- ◆ Nov. 25, 2015...Signed by **Cincinnati Reds** to minor league contract.
- ◆ June 26, 2016...Claimed off waivers from **Cincinnati Reds** by **Angels**.

PERSONAL

- ◆ Juan Carlos Ramírez...On Twitter: @jrcramy56
- ◆ First name is spelled "JC".
- ◆ Pitched for Nicaragua in 2013 World Baseball Classic qualifiers in Panama City.
- ◆ Entered 2009 ranked by **Baseball America** as fifth best prospect in Mariners organization.
- ◆ Pitched for La Guaira in Venezuelan Winter League in 2012-13, Carolina in Puerto Rican Winter League in 2014 and Culiacan in Mexican Winter League in 2015.
- ◆ Originally signed by Mariners scouts Luis Molina and Nemesio Porras.

WORLD BASEBALL CLASSIC PITCHING RECORD

Year	Country	W-L	ERA	G	GS	CG	SHO	SV	IP	H	R	ER	BB	SO
2012*	Nicaragua	0-0	13.50	1	0	0	0	0	0.2	1	1	1	3	0

*November 2012 qualifier for March 2013 World Baseball Classic

MAJOR LEAGUE HITTING TOTALS

AVG	AB	H	HR	RBI
.000	4	0	0	0

CAREER FIELDING

POS	PCT	G	PO	A	E	TC	DP
P	.898	135	19	25	5	49	2





2018 ANGELS



RAMÍREZ'S CAREER HIGHS

	SEASON		GAME
Wins	11 — 2017	SO	9 — Twice; last, 4/30/17 at TEX
Losses	10 — 2017	IP	8 — 8/2/17 vs. PHI
ERA	4.15 — 2017	R & ER	7 — 6/2/17 vs. MIN
IP	147.1 — 2017	BB	6 — 7/27/17 at CLE
SO	105 — 2017	H	10 — 6/8/17 at DET



RAMÍREZ



2018 ANGELS



NOÉ RAMIREZ

RHP

25

OPENING DAY AGE: 28
BIRTHPLACE: Los Angeles, CA
ACQUIRED: Claimed off waivers from Boston, Aug. 18, 2017
SIGNED THRU: 2018

BORN: Dec. 22, 1989
RESIDES: Los Angeles, CA
MLB SERVICE: 139 days

HEIGHT: 6-3
WEIGHT: 195
BATS: RIGHT
THROWS: RIGHT

RAMIREZ'S LIFETIME PITCHING RECORD

Year	Club	W-L	ERA	G	GS	CG	GF	SHO	SV	IP	H	R	ER	HR	HB	BB	IBB	SO	WP	BK	BAA
2012	— Greenville	2-7	4.15	16	16	0	0	0	0	84.2	89	43	39	12	3	19	0	82	2	1	.277
2013	— Salem	2-1	2.11	21	0	0	5	0	1	47	41	13	11	0	4	9	0	44	3	0	.247
	Portland	1-1	2.83	15	0	0	9	0	5	28.2	22	9	9	4	2	8	0	31	0	0	.218
2014	— Portland	2-1	2.15	42	0	0	31	0	18	67	56	17	16	0	3	16	1	56	6	1	.230
2015	— Pawtucket	4-1	2.32	30	1	0	20	0	3	42.2	33	13	11	1	1	18	0	38	1	0	.217
	BOSTON	0-1	4.15	17	0	0	3	0	0	13	13	12	6	3	2	7	0	13	1	0	.250
2016	— BOSTON	0-0	6.23	14	0	0	7	0	0	13	16	9	9	4	2	8	1	15	0	0	.327
	Pawtucket	2-3	1.85	30	0	0	21	0	7	43.2	39	11	9	3	1	11	0	54	4	0	.238
2017	— BOSTON	0-0	3.86	2	0	0	1	0	0	4.2	3	2	2	2	0	1	0	4	0	0	.176
	Pawtucket	3-3	3.51	33	0	0	26	0	5	48.2	40	19	19	7	3	16	0	57	1	0	.225
	Salt Lake	0-0	0.00	4	0	0	2	0	0	4.1	2	0	0	0	0	2	0	4	0	0	.133
	LAA	0-0	2.16	10	0	0	0	0	0	8.1	3	3	2	0	0	4	0	10	0	0	.111
MAJOR TOTALS		0-1	4.38	43	0	0	11	0	0	39	35	26	19	9	4	20	1	42	1	0	.241
MINOR TOTALS		16-17	2.80	191	17	0	114	0	39	366.2	322	125	114	27	17	99	1	366	17	2	.240

RAMIREZ

2017 SEASON

- ◆ Opened season with **Red Sox** but was optioned to Triple-A **Pawtucket** after one appearance for Boston (1.2 scoreless innings Apr. 8 at Detroit).
- ◆ Spent majority of season with PawSox...During 19 game stretch from May 26 - July 30, went 3-1 with two saves, a 2.61 ERA (31 IP - 9 ER) and 40 strikeouts.
- ◆ Acquired by **Angels** as a waiver claim Aug. 18.
- ◆ Pitched in four games (4.1 scoreless innings) for Triple-A **Salt Lake** before being promoted to Angels Sept. 1.
- ◆ Stranded 10 of 12 inherited runners for Halos and did not allow a run in eight of 10 contests.

MAJOR LEAGUE SUMMARY

2016

- ◆ Made Opening Day roster for first time in career with **Red Sox**.
- ◆ Appeared in 14 total games for Boston across eight Major League stints but spent majority of season with Triple-A **Pawtucket**.
- ◆ Retired nine of 14 first batters faced (64%) for Boston and stranded eight of 12 inherited runners...Held opponents to a .235 average (4-for-17) with RISP.
- ◆ Averaged 11.1 strikeouts per nine innings for PawSox and did not allow a run in 23 of 30 appearances...Tossed more than one inning in 15 of 30 Triple-A outings.

2015

- ◆ Began season with Triple-A **Pawtucket** before making Major League debut for **Red Sox** July 3 vs. Houston.
- ◆ Stranded 12 of 15 inherited runners on season for Boston across three stints with Club.
- ◆ Did not allow a run in 12 of 14 September appearances and held opponents to a .214 average (6-for-28) in that span.
- ◆ With the PawSox, held righties to a .188 average (15-for-80) and allowed one HR in 42.2 innings pitched.

NOTABLE MINOR LEAGUE AWARDS AND HONORS

- ◆ **2014** Eastern League Mid-Season All-Star.
- ◆ **2013** Arizona Fall League Rising Star's Game Selection...Red Sox Minor League Pitcher of the Month for July.



2018 ANGELS



CAREER TRANSACTIONS

- ◆ June 7, 2011...Drafted by **Red Sox** in fourth round of 2011 First-Year Player Draft (signed Aug. 15, 2011).
- ◆ Aug. 18 2017...Claimed off waivers by **Angels** from **Red Sox**.

PERSONAL/MISC

- ◆ Noe Ramirez...On Twitter: @NOERAMIREZ24
- ◆ First name is pronounced "no-EH."
- ◆ Attended Alhambra HS (Alhambra, CA) and Cal State University Fullerton...Following junior season at Fullerton, earned second team All-American honors from Collegiate Baseball and named All-Big West Conference first team.
- ◆ Played for USA Baseball's Collegiate National Team in 2010, earning silver medal at V FISU World University Baseball Championships in Japan.
- ◆ Entered 2012 season rated by *Baseball America* as having best change-up in Red Sox organization.
- ◆ Played in Arizona Fall League in 2013.
- ◆ While in the Boston organization regularly volunteered in the community with hospital visits and meet & greets, and participated in the Red Sox Holiday Caravan.
- ◆ Originally signed by Red Sox scout Jim Woodward.

CAREER FIELDING

POS	PCT	G	PO	A	E	TC	DP
P	.750	43	2	1	1	4	0



RAMIREZ



2018 ANGELS



GARRETT RICHARDS

RHP

43

OPENING DAY AGE: 29

BIRTHPLACE: Riverside, CA

MARRIED: Alexis Arnoldi, Dec. 2, 2016

ACQUIRED: Selected in first round (42nd overall) of 2009 First-Year Player Draft

SIGNED THRU: 2018

BORN: May 27, 1988

RESIDES: Chandler, AZ

MLB SERVICE: 5 years, 148 days

HEIGHT: 6-3

WEIGHT: 210

BATS: RIGHT

THROWS: RIGHT

RICHARDS' LIFETIME PITCHING RECORD

Year	Club	W-L	ERA	G	GS	CG	GF	SHO	SV	IP	H	R	ER	HR	HB	BB	IBB	SO	WP	BK	BAA
2009	— Orem	3-1	1.53	8	8	0	0	0	0	35.1	37	6	6	0	2	4	0	30	4	0	.278
2010	— Cedar Rapids	8-4	3.41	19	19	2★	0	0	0	108.1	92	48	41	6	3	34	0	108	1	1	.229
	— Rancho Cucu	4-1	3.89	7	7	0	0	0	0	34.2	38	17	15	4	1	9	0	41	4	1	.281
2011	— Arkansas	12-2	3.15	22	21	3	0	0	0	143	123	58	50	10	8	40	0	103	7	0	.233
	— LAA	0-2	5.79	7	3	0	2	0	0	14	16	11	9	4	0	7	0	9	2	0	.291
2012	— Salt Lake	7-3	4.21	14	14	0	0	0	0	77	87	36	36	5	6	35	0	65	6	0	.289
	— LAA	4-3	4.69	30	9	0	4	0	1	71	77	46	37	7	3	34	1	47	2	0	.280
2013	— LAA	7-8	4.16	47	17	1	6	0	1	145	151	73	67	12	1	44	4	101	11	0	.269
2014	— LAA	13-4	2.61	26	26	1	0	1	0	168.2	124	51	49	5	7	51	1	164	22★	1	.201
2015	— Salt Lake (1)	0-1	9.00	1	1	0	0	0	0	5	7	5	5	1	0	4	0	5	0	0	.333
	— LAA	15-12	3.65	32	32	1	0	1	0	207.1	181	94	84	20	5	76	2	176	17	0	.236
2016	— LAA	1-3	2.34	6	6	0	0	0	0	34.2	31	16	9	2	1	15	1	34	3	0	.238
2017	— LAA	0-2	2.28	6	6	0	0	0	0	27.2	18	8	7	1	0	7	0	27	2	0	.180
	— Salt Lake (1)	0-0	0.00	1	1	0	0	0	0	2	5	0	0	0	0	0	0	2	0	0	.556
MAJOR TOTALS		40-34	3.53	154	99	3	12	2	2	668.1	598	299	262	51	17	234	9	558	59	1	.239
MINOR TOTALS		34-12	3.40	72	71	5	0	0	0	405.1	389	170	153	26	20	126	0	354	22	2	.255

★ led or tied for league lead

(1) rehab assignment

- Disabling injuries:** **2017** — Right biceps strain; disabled Apr. 7 (retro to Apr. 6) - Sept. 5
2016 — Right elbow UCL injury; disabled May 6 (retro to May 2) - end of season
2015 — Torn left patellar tendon; disabled Apr. 4 (retro to Mar. 27) - Apr. 19
2014 — Torn left patellar tendon; disabled Aug. 21 - end of season
2011 — Right adductor strain; disabled Aug. 16 - Sept. 4

2017 SEASON

- ◆ Tossed five scoreless innings in season debut for **Angels** Apr. 5 at Oakland but exited game with a right biceps strain.
- ◆ Missed 135 games on disabled list...Pitched two shutout frames in only rehab start for Triple-A **Salt Lake** Aug. 30 at Tacoma.
- ◆ Returned to Angels Sept. 5 at Oakland (3.1 IP, 4 H, 1 ER, 1 BB, 3 SO)...In five September starts, went 0-2 with a 2.74 ERA (23 IP - 7 ER) and 23 strikeouts.
- ◆ Allowed two-or-fewer earned runs in five of six starts...Held opposing hitters to a .180 (18/100) batting average against.
- ◆ Finished year with active streak of 16 consecutive starts (dating to Sept. 19, 2015) allowing three-or-fewer earned runs...Longest streak for an Angels pitcher since Mike Witt's franchise record 21 straight starts, May 10, 1981 - Apr. 30, 1982.
- ◆ Since 2014, average fastball velocity of 96.5 MPH ranks fourth in the Majors (min. 400 IP), according to FanGraphs.

CAREER HIGHLIGHTS

- ◆ Made Major League debut Aug. 10, 2011 at new Yankee Stadium, becoming first starting pitcher to make big league debut at the ballpark...Earned first win of Major League career June 5, 2012 vs. Seattle...Became second player in Angels history to strike out the side on nine pitches during the 2nd inning June 4, 2014 at Houston (also, Nolan Ryan)...One of five finalists for "Final Vote" for the 2014 All-Star Game...Tossed first career shutout Aug. 4, 2014 at Dodger Stadium.

MAJOR LEAGUE SUMMARY

2016

- ◆ Pitched in six games for **Angels**, before having season cut short by right elbow UCL injury suffered in start on May 1 at Texas...Missed final 137 games of season on disabled list.
- ◆ Made first career Opening Day start Apr. 4 vs. Cubs, snapping Angels franchise record streak of six straight Opening Day starts by Jered Weaver.
- ◆ Received stem-cell injections from Dr. Steve Yoon in Los Angeles in May instead of undergoing a ligament-replacement surgery.



2018 ANGELS



- ◆ After being cleared to throw off mound in late September, made three October starts in Instructional League in Arizona.
- ◆ Was given a PRP injection on Oct. 14 by Dr. Yoon to continue to promote healing in the ligament.

2015

- ◆ Set career-highs for **Angels** in wins (15), strikeouts (176), starts (32) and innings pitched (207.1)...Registered a quality start in 24 of 32 starts...Tied for third most in the American League.
- ◆ Among American League leaders, ranked sixth in wins, ninth in innings pitched, 10th in strikeouts and 10th with a 2.92 home ERA (117 IP - 38 ER).
- ◆ Had streak of 10 consecutive home quality starts snapped Aug. 3 vs. Cleveland...The streak spanned from August 9, 2014 – July 23, 2015...Went 6-1 with a 2.02 ERA (71.1 IP – 16 ER) in that span.
- ◆ Carried no-hitter into the seventh inning May 10 vs. Houston...Broken up on one out single by Jason Castro in the 7th inning.

2014

- ◆ Season was cut short for **Angels** after tearing his left patellar tendon while covering first base in second inning of Aug. 20 game at Fenway Park.
- ◆ At time of injury, ranked second in the A.L. with a .201 batting average against (124-for-617), third in road ERA (2.11), tied for third in winning percentage (.765), tied for fourth in wins (13), tied for fifth in starts (26), seventh in strikeouts (164), tied for seventh in night game ERA (2.75), eighth in ERA (2.61), eighth in innings pitched (168.2) and 10th in strikeouts per nine innings (8.8)...Allowed just 0.267 home runs per nine innings (168.2 IP - 5 HR), which led Majors at time of injury.
- ◆ Had an average fastball velocity of 96.4 MPH which was tops in Majors among qualifiers (FanGraphs).
- ◆ Went 8-2 with a 2.11 ERA (93.2 IP - 22 ER) in 15 road starts and allowed two-or-fewer runs in 12 of the 15 games.
- ◆ Tossed first complete game shutout of career Aug. 4 at Dodger Stadium...Became first pitcher in MLB history with three consecutive Interleague starts of 6+ scoreless innings in a single season.
- ◆ Was one of five players selected to ballot for "Final Vote" for All-Star Game (won by Chicago White Sox LHP Chris Sale).
- ◆ In five starts in June, went 4-0 with a 1.05 ERA (34.1 IP – 4 ER) and had 35 strikeouts...His 1.05 ERA is lowest ERA for June in Club history (minimum 30 IP) breaking John Lackey's record 1.16 ERA (38.2 IP – 5 ER) in June of 2008.
- ◆ Became first player in Angels history with six straight outings (June 4 – July 1) with 6+ IP while allowing four hits or fewer.
- ◆ Struck out the side on nine pitches June 4 at Houston, joining Nolan Ryan (1972) as the only Angels to accomplish the feat.

2013

- ◆ Made **Angels** Opening Day roster for first time.
- ◆ Put together finest stretch of the season from June 29-Sept. 17, going 5-2 with a 2.67 ERA (81 IP – 24 ER) in 18 games (11 starts)...The 2.67 ERA was the sixth best in the American League in that span.
- ◆ According to FanGraphs, led the American League with an average fastball velocity of 94.8 MPH (min. 130 IP).

2012

- ◆ **Angels** went 6-3 in his nine starts, including a 4-1 mark at the Big A...Allowed three runs-or-less in five of nine starts – Halos went 5-0 in those outings...In his 30 overall appearances, LAA went 22-8.
- ◆ Recorded first career victory, June 5 vs. Seattle, in his ninth career appearance (fourth start)...Set then-career-high with seven innings pitched and eight strikeouts.
- ◆ Earned first Major League save on Aug. 24 in a 2-1 win at Detroit (0.2 IP, 2 SO).

2011

- ◆ Had contract selected by **Angels** from Double-A Arkansas Aug. 9, becoming first Halos pitcher since Ervin Santana in 2005 to be called up from Double-A...At time of promotion, led Texas League in wins and innings pitched while ranking second in ERA.
- ◆ Made Major League debut, Aug. 10 at Yankee Stadium, becoming first starting pitcher to make his Major League debut at the new Yankee Stadium...In first career home start Aug. 15 vs. Texas, was removed from the game in first inning after suffering a right adductor strain.

POSTSEASON SUMMARY

- ◆ Was on **Angels** disabled list during 2014 postseason with torn left patellar tendon.

NOTABLE MINOR LEAGUE AWARDS AND HONORS

- ◆ 2011 Texas League Mid-Season and Post-Season All-Star...MiLB.com Angels Organizational All-Star.
- ◆ 2010 Midwest League Mid-Season All-Star...Texas League Mid-Season All-Star.

CAREER TRANSACTIONS

- ◆ June 9, 2009...Selected by **Angels** in first round (42nd overall) of 2009 First-Year Player Draft (signed July 14, 2009).

RICHARDS



2018 ANGELS



PERSONAL/MISC

- ◆ Garrett Thomas Richards...On Twitter: @GRICHARDS26
- ◆ Named Angels' third best prospect for 2012 by *Baseball America*.
- ◆ Attended Edmond Memorial HS (OK) and the University of Oklahoma...Was named to NCAA All-Regional Team in 2009...As a freshman, was finalist for Closer of the Year.
- ◆ Favorite NBA team is Oklahoma City Thunder.
- ◆ Originally signed by Angels scout Arnold Brathwaite.

MAJOR LEAGUE HITTING TOTALS

AVG	AB	H	HR	RBI
.000	13	0	0	0

CAREER FIELDING

POS	PCT	G	PO	A	E	TC	DP
P	.922	154	50	80	11	141	3

RICHARDS' CAREER HIGHS

SEASON		GAME	
Wins	15 — 2015	SO	11 — 3 times; last, 9/9/15 vs. LAD
ERA	2.61 — 2014	BB	7 — 9/2/13 vs. TB
IP	207.1 — 2015	IP	9 — Twice; 7/18/15 vs. BOS & 8/4/14 at LAD
SO	176 — 2015	H	12 — Twice; 7/9/15 at SEA & 8/17/13 vs. HOU
Win Streak	7 — June 4-July 11, 2014	R	10 — 6/30/12 at TOR
		ER	7 — 4 times; last, 8/23/15 vs. TOR
		HR	3 — 7/5/12 vs. BAL

RICHARDS





2018 ANGELS



RENÉ RIVERA

C

44

OPENING DAY AGE: 34

BIRTHPLACE: Bayamon, PR

MARRIED: Mariel Perez, Mar. 9, 2013

ACQUIRED: Signed as a Major League free agent, Jan. 9, 2017

SIGNED THRU: 2018

BORN: July 31, 1983

RESIDES: Bayamon, PR

CHILDREN: Ivanna, Julianna

MLB SERVICE: 6 years, 70 days

HEIGHT: 5-10

WEIGHT: 215

BATS: RIGHT

THROWS: RIGHT

RIVERA'S LIFETIME PLAYING RECORD

Year	Club	AVG	G	AB	R	H	2B	3B	HR	RBI	SH	SF	HBP	BB	IBB	SO	SB	CS	GDP	OBP	SLG	E
2001	—Everett	.089	15	45	3	4	1	0	2	3	1	1	0	1	0	19	0	0	1	.244	.106	1
	Mariners (AZL)	.338	21	71	13	24	4	0	2	12	0	1	1	2	0	11	0	0	0	.479	.360	4
2002	—Everett	.242	62	227	29	55	18	1	1	26	1	3	9	16	1	38	5	2	3	.344	.314	7
2003	—Wisconsin	.275	116	407	39	112	19	0	9	54	1	5	7	38	2	81	2	2	6	.388	.344	11
2004	—Tacoma	.400	4	15	3	6	1	0	1	1	0	0	0	0	0	3	0	0	0	.667	.400	0
	Inland Empire	.235	107	379	41	89	22	1	6	53	4	4	9	28	1	70	0	1	17	.346	.300	7
	SEATTLE	.000	2	3	0	0	0	0	0	0	0	0	0	0	0	1	0	0	0	.000	.000	0
2005	—San Antonio	.278	57	212	20	59	14	1	2	21	1	0	1	7	2	35	1	0	6	.382	.305	4
	Tacoma	.204	14	49	3	10	3	0	1	6	0	0	0	2	0	12	0	1	2	.327	.235	0
	SEATTLE	.396	16	48	3	19	3	0	1	6	1	0	0	1	0	11	0	0	0	.521	.408	3
2006	—Tacoma	.667	1	3	1	2	1	0	0	0	0	0	0	0	0	1	0	0	0	1.000	.667	0
	SEATTLE	.152	35	99	8	15	4	0	2	4	3	0	1	3	0	29	1	0	2	.253	.184	3
2007	—West Tenn.	.214	91	323	29	69	16	0	5	40	3	2	4	24	0	86	1	2	6	.310	.275	6
2008	—Jacksonville	.231	38	134	13	31	5	0	5	18	1	1	1	11	0	32	0	0	4	.381	.293	3
	Las Vegas	.271	37	118	12	32	7	0	4	12	0	1	1	11	0	20	0	1	3	.432	.336	2
2009	—Buffalo	.234	68	239	22	56	14	0	9	30	1	4	2	12	1	66	0	0	10	.406	.272	7
2010	—Scranton/WB	.250	19	68	3	17	3	0	2	11	0	1	0	1	0	17	0	0	4	.382	.257	0
	Trenton	.319	25	94	13	30	10	0	5	17	0	1	1	7	1	17	0	0	2	.585	.369	1
2011	—Rochester	.268	43	149	15	40	12	0	5	24	3	1	2	11	0	27	0	0	5	.450	.325	3
	MINNESOTA	.144	45	104	9	15	3	0	1	5	0	1	1	8	0	32	0	0	2	.202	.211	3
2012	—Rochester	.226	95	288	31	65	14	1	10	34	4	0	4	30	0	62	0	1	7	.385	.307	10
2013	—Tucson	.343	74	251	36	86	18	0	5	38	1	5	2	17	0	42	0	2	9	.474	.382	4
	SAN DIEGO	.254	23	67	4	17	3	1	0	7	0	2	0	2	1	16	0	0	1	.328	.268	0
2014	—SAN DIEGO	.252	103	294	27	74	18	1	11	44	3	2	3	27	3	76	0	0	6	.432	.319	9
2015	—TAMPA BAY	.178	110	298	16	53	14	0	5	26	5	2	3	11	0	86	0	0	4	.275	.213	11
2016	—Las Vegas	.280	8	25	3	7	1	0	0	5	1	0	1	2	0	3	0	0	0	.320	.357	0
	NEW YORK (NL)	.222	65	185	12	41	4	0	6	26	1	2	3	16	3	54	0	0	4	.341	.291	2
2017	—NEW YORK (NL)	.230	54	174	15	40	4	0	8	23	0	1	3	9	3	54	0	1	3	.391	.278	1
	CHICAGO (NL)	.341	20	44	8	15	5	0	2	12	1	0	0	5	0	16	0	0	1	.591	.408	0
MAJOR TOTALS		.220	473	1316	102	289	58	2	36	153	14	10	14	82	10	375	1	1	23	.349	.271	71
MINOR TOTALS		.256	895	3097	329	794	183	4	74	405	22	30	45	220	8	642	9	12	85	.390	.312	31

2017 SEASON

- ◆ Split time with the **Mets** and the **Cubs** during ninth Major League season...After starting the season with New York, was claimed off waivers by Chicago Aug. 19...Went 15-for-44 (.341) following acquisition by Cubs.
- ◆ The combined 55 hits, 10 home runs, 35 RBI and 23 runs scored all marked the second most of career...Tallied a career-best 11-game hit streak from Apr. 30-May 19.
- ◆ Registered a 36.6% caught stealing percentage (15 CS/41 SBA), tied for fourth in the National League (min. 70 G).

CAREER SUMMARY

- ◆ Entering the 2018 campaign, his 36.4% catcher caught stealing rate (119 CS/208 SBA) ranks second in the Majors (min. 3000 inn.) among actives, trailing only Yadier Molina's 41.2% clip and just .2% ahead of Martin Maldonado.
- ◆ Made Major League debut Sept. 22, 2004 with Seattle at Angel Stadium...Grounded out vs. the Angels' Matt Hensley in first career plate appearance...Logged first career hit and RBI May 31, 2005 vs. Toronto.

MAJOR LEAGUE SUMMARY

2016

- ◆ After signing with the **Mets** as a minor league free agent, went on to appear in 59 games behind the plate for the Club.
- ◆ Threw out 29.5% (18/61) of would-be base stealers...Met pitchers fashioned a 2.77 ERA (481.2 IP/148 ER) with Rivera



2018 ANGELS



behind the plate...Club went 34-20 in his 54 starts.

2015

- ◆ In seventh big league season and first with **Tampa Bay**, set a career-high with 110 games and 87 starts...The 110 games at catcher marked the most by a Rays backstop since Dioner Navarro in 2009...Was just the fourth Tampa catcher to reach the mark.
- ◆ Threw out 23 of 63 would-be basestealers (36.5%), good for third in the Majors.

2014

- ◆ Made first career Opening Day roster during sixth big league season and second with **San Diego**...Was the Padres' Opening Day catcher.
- ◆ Appeared in a then career-best 103 games...Also set career highs in runs (27), hits (74), doubles (18), home runs (11) and RBI (44).
- ◆ Recorded a 36.3 caught stealing percentage, good for fourth in the Majors...Threw out a Major-League-best 33 runners attempting to steal.

2013

- ◆ After starting the season in Triple-A, had contract selected by the **Padres** July 7 and finished the season with San Diego...Went on to throw out nine of 16 would-be base stealers (56.3%) at the Major League level.

2012

- ◆ Spent entire season in minor leagues.

2011

- ◆ Saw first big league action in five years after joining the **Twins** from Triple-A **Rochester** in May...Appeared in a then career-best 45 games.
- ◆ Twin pitching fashioned a 3.91 ERA with Rivera behind the plate...40% caught stealing percentage led all Twin backstops.

2010

- ◆ Spent entire season in minor leagues.

2009

- ◆ Spent entire season in minor leagues.

2008

- ◆ Spent entire season in minor leagues.

2007

- ◆ Spent entire season in minor leagues.

2006

- ◆ Made big league season debut with **Seattle** Apr. 15 and went on to play in 35 games at the big league level...Six of 15 hits went for extra bases (4 2B's & 2 HR).

2005

- ◆ Made first Major League start with the **Mariners** May 31 vs. Toronto...Singled that day for first career hit...Connected for first homer June 26 at San Diego.

2004

- ◆ After spending majority of season with Triple-A **Tacoma**, made Major League debut with **Seattle** Sept. 22 at Angel Stadium.

NOTABLE MINOR LEAGUE AWARDS AND HONORS

- ◆ **2013** Mid-Season Pacific Coast League All-Star.

POSTSEASON EXPERIENCE

- ◆ Made first career postseason appearance with **Mets** during the 2016 Wild Card Game vs. San Francisco...Started the game for New York at Citi Field, going 1-for-3 with a single off Madison Bumgarner...Also notched a caught stealing in the Mets' 3-0 loss.

WILD CARD GAME TOTALS

Year	Club, Opp	AVG	G	AB	R	H	2B	3B	HR	RBI	SH	SF	HBP	BB	IBB	SO	SB	CS	GDP	SLG	OBP	E
2016	—NYM, SF	.333	1	3	0	1	0	0	0	0	0	0	0	0	0	0	0	0	0	.333	.000	0

CAREER TRANSACTIONS

- ◆ June 5, 2001...Drafted by the **Mariners** in the 2nd round of the First-Year Player Draft.
- ◆ Nov. 29, 2007...Signed as a free agent with the **Dodgers**.
- ◆ Nov. 20, 2008...Signed as a free agent with the **Mets**.
- ◆ May 21, 2010...Signed as a free agent with the **Yankees**.
- ◆ Dec. 23, 2010...Signed as a free agent with the **Twins**.
- ◆ Dec. 13, 2011...Signed as a free agent with the **Twins**.





2018 ANGELS



- ◆ Dec. 12, 2012.....Signed as a free agent with the **Padres**.
- ◆ Dec. 19, 2014.....Acquired by the **Rays** with INF Jake Bauers and RHP Burch Smith from the **Padres** as part of a three-team trade...The Rays acquired LHP Travis Ott and OF Steven Souza from the **Nationals**...Padres acquired LHP Jose Castillo, RHP Gerardo Reyes, C Ryan Hanigan and OF Wil Myers from the Rays...Nationals acquired INF Trea Turner as a PTBNL from the Padres.
- ◆ Apr. 5, 2016.....Signed as a free agent with the **Mets**.
- ◆ Aug. 19, 2017.....Selected off waivers by the **Cubs** from the **Mets**.
- ◆ Jan. 9, 2018.....Signed as a free agent with the **Angels**.

PERSONAL/MISC

- ◆ René Rivera...On Twitter: @ReneRivera13
- ◆ Attended Papa Juan High School in Bayamon, Puerto Rico...Same high school as current Twin Jose Berrios.
- ◆ Played for Puerto Rico during the 2017 World Baseball Classic.
- ◆ Wife, Mariel Perez, is daughter of Eddie 'La Bala' Pérez founder of El Gran Combo de Puerto Rico.
- ◆ Grew up with Yadier Molina and played with him in amateur baseball.
- ◆ During the 2017 offseason, Rivera and his wife, along with Kmart and Sears, created an initiative called "That No Child Loses Their Illusion," or "Que Ningun Nino Pierda la Ilusion" to help children and their families in Puerto Rico who were displaced by Hurricane Maria receive some holiday cheer...The couple collected 25,000 toys during toy drives in Miami, Chicago and Arizona...The couple went to their native Puerto Rico in mid-December to distribute the gifts - per the *Chicago Sun Times*.
- ◆ Originally signed by Mariners scouts Pedro Grifol and Rafael Santo Domingo.

MISCELLANEOUS STATS

TWO-HR GAMES (1)

June 25, 2017 at SF

CAREER GRAND SLAMS (1)

Sept. 2, 2017 vs. ATL

CAREER WALK-OFF HITS / RBI (2)

Apr. 23, 2015 vs. BOS (RBI-single; 9th inn.)

Aug. 27, 2014 vs. MIL (RBI-single; 10th inn.)

WORLD BASEBALL CLASSIC TOTALS

Year	Club	AVG	G	AB	R	H	2B	3B	HR	RBI	SH	SF	HBP	BB	IBB	SO	SB	CS	GDP	SLG	OBP	E
2013	Puerto Rico	.375	2	8	1	3	2	0	0	1	0	0	0	0	0	3	0	0	0	.625	.375	0

CAREER FIELDING

POS	PCT	G	PO	A	E	TC	DP	PB
C	.991	443	3204	245	31	3480	27	33
1B	.971	12	31	3	1	35	0	

RIVERA'S CAREER HIGHS

	SEASON	GAME
AVG	.252 — 2014	H 3 — 13 times; last, 8/30/17 vs. PIT
H	74 — 2014	HR 2 — 6/25/17 at SF
R	27 — 2014	R 2 — 14 times; last, 9/30/17 vs. CIN
BB	27 — 2014	BB 4 — 9/1/14 vs. ARI
2B	18 — 2014	2B 2 — 9 times; last, 9/13/17 vs. NYM
HR	11 — 2014	RBI 5 — 4/28/14 at SF
RBI	44 — 2014	Hit Streak 11 — Apr. 30-May 19, 2017



2018 ANGELS



TROY SCRIBNER

RHP

38

OPENING DAY AGE: 26

BIRTHPLACE: Washington Depot, CT

ACQUIRED: From Houston for cash considerations, Mar. 26, 2016

SIGNED THRU: 2018

BORN: July 2, 1991

RESIDES: Washington Depot, CT

MLB SERVICE: 51 days

HEIGHT: 6-3

WEIGHT: 195

BATS: RIGHT

THROWS: RIGHT

SCRIBNER'S LIFETIME PITCHING RECORD

Year	Club	W-L	ERA	G	GS	CG	GF	SHO	SV	IP	H	R	ER	HR	HB	BB	IBB	SO	WP	BK	BAA
2013	Astros (GCL)	3-2	1.26	8	2	0	1	0	0	28.2	16	6	4	1	1	3	0	42	1	0	.158
	Greeneville	0-0	0.00	2	1	0	0	0	0	5	4	0	0	0	0	4	1	6	1	0	.222
	Tri-City	1-2	5.12	6	1	0	2	0	0	19.1	17	12	11	2	0	7	0	30	0	1	.233
2014	Corpus Christi	2-0	2.70	3	1	0	0	0	0	6.2	5	2	2	1	0	3	0	7	1	0	.208
	Tri-City	7-1	1.38	10	10	1	0	0	0	52	36	11	8	1	1	14	0	60	6	0	.190
	Quad Cities	1-2	3.52	5	3	0	1	0	1	23	22	12	9	4	1	10	0	35	1	0	.250
2015	Lancaster	2-6	5.49	29	13	0	5	0	1	100	94	69	61	14	2	57	0	111	10	1	.249
2016	Arkansas	8-3	3.47	16	16	0	0	0	0	85.2	64	36	33	8	1	34	0	82	1	0	.206
	Salt Lake	4-2	3.30	8	7	2	1	1	0	46.1	34	18	17	4	0	22	0	35	1	0	.206
2017	Salt Lake	11-4	4.35	20	19	0	0	0	0	103.1	100	52	50	13	5	38	0	103	1	1	.253
	LAA	2-1	4.18	10	4	0	3	0	0	23.2	17	14	11	7	2	10	0	18	0	0	.195
MAJOR TOTALS		2-1	4.18	10	4	0	3	0	0	23.2	17	14	11	7	2	10	0	18	0	0	.195
MINOR TOTALS		39-22	3.73	107	73	3	10	1	2	470	392	218	195	48	11	192	1	511	23	3	.225

2017 SEASON

- ◆ Opened season with Triple-A **Salt Lake** and pitched in 18 games (17 starts) for Bees before first promotion to **Angels** July 29...At time of initial Major League call-up, led Pacific Coast League with 10 wins and ranked fifth in strikeouts (98) and fourth in batting average against (.240)...Finished year tied with Justin Masterson for PCL lead with 11 wins.
- ◆ Made Major League debut July 29 at Toronto and earned win for Angels (3 IP, 3 H, 2 ER, 0 BB, 2 SO)...Both runs allowed came on two-run home run by Miguel Montero...Retired each of last seven batters faced...Became first Angels player with win in MLB earned since Michael Roth on Apr. 13, 2013 vs. Houston.
- ◆ Earned win in first Major League start Aug. 9 vs. Baltimore (5 IP, 2 H, 1 ER, 0 BB, 4 SO).
- ◆ After making four starts for Angels from Aug. 4-29, returned to bullpen in September for remainder of season.
- ◆ Troy and Evan Scribner were one of five pairs of brothers to both play in Majors in 2017: Travis and Chase d'Arnaud, Andrew and Austin Romine, Tyson and Joe Ross and Kyle and Corey Seager. (STATS LLC)

NOTABLE MINOR LEAGUE AWARDS AND HONORS

- ◆ **2017** Pacific Coast League Mid-Season All-Star.
- ◆ **2016** MiLB.com Organizational All-Star.

CAREER TRANSACTIONS

- ◆ June 13, 2013...Signed by **Astros** as an amateur free agent.
- ◆ Mar. 26, 2016...Acquired by **Angels** from **Astros** in exchange for cash considerations.

PERSONAL

- ◆ Troy Alex Scribner...On Twitter: @troyscribs
- ◆ Attended Shepaug Valley HS (Washington, CT) where he played four years of basketball and soccer in addition to baseball.
- ◆ Attended Sacred Heart University (Fairfield, CT)...Became first Sacred Heart alumni to play in the Major Leagues...SHU's current Executive Director of Athletics is former Angels player and longtime MLB manager Bobby Valentine.
- ◆ Brother, Evan Scribner, has pitched last seven years in Majors with Padres (2011), A's (2012-15) and Mariners (2016-17).
- ◆ Originally signed by Astros scout Bobby St. Pierre.



2018 ANGELS



MATT SHOEMAKER

RHP

52

OPENING DAY AGE: 31

BIRTHPLACE: Wyandotte, MI

MARRIED: Danielle Gomez, Nov. 6, 2009

ACQUIRED: Signed as a non-drafted free agent, Aug. 14, 2008

SIGNED THRU: 2018

BORN: Sept. 27, 1986

RESIDES: Rockwood, MI

CHILDREN: Brady, Emmy

MLB SERVICE: 3 years, 166 days

HEIGHT: 6-2

WEIGHT: 225

BATS: RIGHT

THROWS: RIGHT

SHOEMAKER'S LIFETIME PITCHING RECORD

Year	Club	W-L	ERA	G	GS	CG	GF	SHO	SV	IP	H	R	ER	HR	HB	BB	IBB	SO	WP	BK	BAA
2008	— Angels (AZL)	1-0	4.50	3	0	0	1	0	1	4	6	2	2	0	0	0	0	4	0	0	.353
2009	— Cedar Rapids	4-1	3.39	20	5	0	0	0	0	63.2	53	29	24	5	8	23	0	54	5	0	.227
	— Cucamonga	1-0	3.12	3	3	0	0	0	0	17.1	14	7	6	2	0	1	0	13	0	0	.212
2010	— Cucamonga	7-8	4.93	20	2	0	0	0	0	122.1	138	75	67	14	4	39	1	119	10	1	.283
	— Salt Lake	2-1	5.87	3	2	0	0	0	0	15.1	20	10	10	0	0	8	0	9	0	0	.328
2011	— Salt Lake	0-2	8.14	4	4	0	0	0	0	21	28	19	19	3	1	12	0	12	2	0	.326
	— Arkansas	12-5	2.48	23	23	5	2	0	0	156.1	132	47	43	17	8	35	0	129	6	3	.228
2012	— Salt Lake	11-10	5.65	29	29	1	0	0	0	176.2★	229	123	111	25	5	45	0	124	4	1	.318
2013	— Salt Lake	11-13	4.64	29	29★	0	0	0	0	184.1★	212★	99	95	27	8	29	0	160★	5	0	.289
	— LAA	0-0	0.00	1	1	0	0	0	0	5	2	0	0	0	2	0	0	5	1	0	.118
2014	— LAA	16-4	3.04	27	20	0	5	0	0	136	122	49	46	14	4	24	0	124	5	0	.241
	— Salt Lake	1-0	6.31	5	5	0	0	0	0	25.2	34	18	18	2	2	9	0	26	1	0	.327
2015	— LAA	7-10	4.46	25	24	0	1	0	0	135.1	135	70	67	24	4	35	2	116	3	0	.259
	— Salt Lake	0-1	0.00	1	1	0	0	0	0	6	5	3	0	1	0	2	0	5	0	0	.208
2016	— LAA	9-13	3.88	27	27	1	0	0	0	160	166	71	69	18	7	30	1	143	2	0	.266
	— Salt Lake	1-0	1.50	1	1	0	0	0	0	6	6	1	1	1	0	2	0	8	0	0	.250
2017	— LAA	6-3	4.52	14	14	0	0	0	0	77.2	73	41	39	15	4	28	0	69	2	1	.251
	— Inland Empire (1) 0-0	0-0	0.00	1	1	0	0	0	0	3	2	0	0	0	0	0	0	5	0	0	.200
MAJOR TOTALS		38-30	3.87	94	86	1	6	1	0	514.0	498	231	221	71	19	119	3	457	13	1	.254
MINOR TOTALS		51-41	4.45	142	123	8	1	2	1	801.2	879	433	396	97	36	205	1	668	33	5	.279

★ led or tied for league lead
(1) rehab assignment

Disabling Injuries: 2017 — Right forearm extensor strain; disabled June 17 (retro to June 15) - end of season.
2016 — Skull fracture; disabled Sept. 5 - end of season.

2017 SEASON

- ◆ Limited to 14 starts for **Angels** after suffering right forearm strain June 14 vs. New York (A.L.).
- ◆ Following a July 4 rehab start for Adv.-A **Inland Empire**, was seen by team physicians and diagnosed with posterior interosseous nerve syndrome.
- ◆ Went 6-0 with a 3.56 ERA (52.2 IP – 18 ER) in night games, compared with a 0-3 record and 6.95 ERA (22 IP – 17 ER) in day games.
- ◆ In final seven starts of season, went 5-1 with a 3.86 ERA (39.2 IP – 17 ER) with 35 strikeouts and 10 walks.
- ◆ Won three consecutive starts, May 12-23...Only Angels pitcher to win three straight starts in 2017.

CAREER HIGHLIGHTS

- ◆ Made Major League debut Sept. 20, 2013 vs. Seattle...Established Angels rookie record for wins (16) in a season in 2014...Named American League Pitcher of the Month and American League Rookie of the Month for Aug. 2014...In 2016, established club record with streak of 49 strikeouts without allowing a walk.

MAJOR LEAGUE SUMMARY

2016

- ◆ Set single-season career-highs for **Angels** in innings pitched (160) and strikeouts (143).
- ◆ In last nine home starts, was 5-1 with a 1.35 ERA (66.2 IP – 10 ER) with 77 strikeouts and seven walks...Since 1913, became first pitcher with 60+ strikeouts, two-or-fewer walks and an ERA under 1.00 in a six-start span (May 21 – July 16) at home (STATS LLC).



2018 ANGELS



- ◆ His 10 starts with no walks ranked fourth in A.L.
- ◆ In final 21 starts, was 8-8 with a 2.93 ERA (135.1 IP – 44 ER), 126 strikeouts and 19 walks...In previous six starts of the year, was 1-5 with a 9.12 ERA (24.2 IP – 25 ER) to begin the season.
- ◆ Pitched to a 2.83 ERA (130.1 IP - 41 ER) from May 21 through end of season...Ranked fourth in A.L. in that span (min. 100 IP).
- ◆ Named American League Player of the Week on July 18 after tossing first career complete game and shutout in start on July 16 vs. White Sox with six hits allowed, no walks and a career-high 13 strikeouts on 115 pitches.
- ◆ Became first pitcher in Angels history with 10+ strikeouts and zero walks in consecutive starts (May 21 and 27).
- ◆ Had streak of 49 strikeouts without a walk snapped June 11 vs. Cleveland with 7th inning walk to Carlos Santana; established Angels franchise record (previously Frank Tanana – 30 strikeouts without a walk in 1976)...Since 1974, his streak ties Pedro Martinez for third longest in the Majors behind only Curt Schilling (56 in 2002) and Greg Maddux (53 in 2001).
- ◆ Finished month of June with a 0-3 record and 2.14 ERA (42 IP – 10 ER) in six starts with 45 strikeouts and five walks...Joined Pedro Martinez (May 2006 for Mets) as only pitchers all-time to finish a month winless, with an ERA below 3.00 and 45+ strikeouts (STATS).
- ◆ Exited final start of season on Sept. 4 at Seattle after being struck on right side of head by a line drive off bat of Kyle Seager...Readings of a CT scan showed a small skull fracture and small hematoma...Underwent successful surgery (Dr. Manuel Ferreira) at Seattle's Harborview Medical Center to stop bleeding.
- ◆ Missed final 26 games of season on disabled list.

2015

- ◆ With **Angels**, had career-best streak of winning nine consecutive decisions snapped Apr. 20 vs. Oakland...During that span, was 9-0 with a 1.92 ERA (61 IP – 13 ER) across 10 games (nine starts), dating back to Aug. 9, 2014.
- ◆ From July 21-Aug. 4, compiled a streak of 19 consecutive shutout innings and joined Nolan Ryan and John Lackey as the only Angels with three consecutive starts with zero runs allowed and seven-or-more strikeouts.
- ◆ Pitched to a 1.73 ERA (41.2 IP – 8 ER) in seven home starts from May 26-Aug. 4.
- ◆ Issued one-or-fewer walks in 14 of 24 starts, including four starts with zero walks allowed.

2014

- ◆ Established **Angels** franchise rookie record for wins (16) in a season...The previous record of 14 wins was held by Dean Chance (1962), Marcelino Lopez (1965) & Frank Tanana (1974).
- ◆ In final 14 games (12 starts), went 11-2 with a 2.09 ERA (82 IP – 19 ER)...Tied for American League lead in wins (Corey Kluber) in that span.
- ◆ Was named the American League Pitcher of the Month and American League Rookie of the Month for Aug....Finished month with 6-1 record and 1.31 ERA (41.1 IP – 6 ER)...Led all A.L. pitchers in wins and ERA for the month and led all A.L. rookies in wins, innings pitched, strikeouts, ERA, opponent batting average, fewest hits per nine innings and fewest walks per nine innings.
- ◆ Had streak of 23.2 consecutive scoreless innings pitched from Aug. 16-31...Marked second longest streak all-time by an Angels rookie (Bob Lee - 27) (ELIAS).
- ◆ Took no-hitter into 7th inning Aug. 21 at Boston before surrendering first hit of game with two outs in the 7th on double by Will Middlebrooks...Marked longest no-hit bid on road by an Angels pitcher since Ervin Santana no-hit Indians July 27, 2011.
- ◆ Recorded 57 strikeouts through the first 10 starts of his career, breaking club record of 56 (Bo Belinsky, 1962).
- ◆ On June 17 at Cleveland, became first Angels rookie with 10+ strikeouts since Tim Lincecum on July 25, 1992.

2013

- ◆ Made Major League debut with **Angels** and only appearance of the season Sept. 20 vs. Seattle, tossing five shutout innings as a spot starter in place of Jered Weaver.
- ◆ Became second pitcher in Angels history with five strikeouts and no runs allowed in MLB debut, joining Jered Weaver (May 27, 2006).

POSTSEASON SUMMARY

- ◆ Started Game 2 of 2014 ALDS for **Angels** vs. Kansas City...Did not factor in the decision after tossing six innings and allowing one earned run on five hits with no walks and six strikeouts...First pitcher in Angels history to allow one-or-fewer runs in first career postseason start.

MOST WINS BY ANGELS ROOKIES

PLAYER	WINS	YEAR
Matt Shoemaker	16	2014
Frank Tanana	14	1974
Marcelino Lopez	14	1965
Dean Chance	14	1962
Jason Dickson	13	1997

SHOEMAKER

DIVISION SERIES TOTALS

Year	Club, Opp.	W-L	ERA	G	GS	CG	SHO	SV	IP	H	R	ER	BB	SO
2014	LAA, KC	0-0	1.50	1	1	0	0	0	6	5	1	1	0	6



2018 ANGELS



NOTABLE MINOR LEAGUE AWARDS AND HONORS

- ◆ **2011** Texas League Pitcher of the Year...Angels Minor League Pitcher of the Year...Texas League Mid-Season & Post-Season All-Star...Angels MiLB.com Organizational All-Star.

CAREER TRANSACTIONS

- ◆ Aug. 14, 2008...Signed by **Angels** as non-drafted free agent.

PERSONAL

- ◆ Matthew David Shoemaker...On Twitter: @MattShoe52
- ◆ He and his wife, Danielle, had their first son, Brady, on Jan. 8, 2015 and first daughter, Emmy, on Oct. 2, 2016.
- ◆ Attended Trenton HS (MI) and Eastern Michigan University.
- ◆ Participated in 2016 Angels Fan Cruise with teammate Hector Santiago.
- ◆ On May 29, 2015 the Angels hosted a Matt Shoemaker bobblehead night.
- ◆ In 2011, the Arkansas Travelers gave away Matt Shoemaker 'Goatee Face T-Shirts' and Matt Shoemaker 'Removable Goatees' to promotionally commemorate Shoemaker's facial hair.
- ◆ Played for the United States national team in the 2011 Baseball World Cup in Panama and the 2011 Pan American Games in Guadalajara, Mexico.
- ◆ Originally signed by Angels scout Joel Murrie.

MAJOR LEAGUE HITTING TOTALS

AVG	AB	H	HR	RBI
.000	6	0	0	0

CAREER FIELDING

POS	PCT	G	PO	A	E	TC	DP
P	.912	94	30	53	8	91	7

SHOEMAKER'S CAREER HIGHS

	SEASON		GAME
Wins	16 — 2014	SO	13 — 7/16/16 vs. CWS
Losses	13 — 2016	IP	9 — 7/16/16 vs. CWS
ERA	3.04 — 2014	R & ER	8 — 6/27/14 at KC
IP	160 — 2016	BB	4 — Twice; last, 5/2/17 at SEA
SO	143 — 2016	H	12 — 8/13/16 at CLE
		HR	3 — 3 times, last, 8/10/15 at CWS
		Win Streak	9 — Aug. 9, 2014 - Apr. 13, 2015





2018 ANGELS



ANDRELTON SIMMONS

INF

2

OPENING DAY AGE: 28

BIRTHPLACE: Mundo-Novo, Curacao

MARRIED: Gabriella Perez, Dec. 18, 2015

ACQUIRED: From Atlanta along with C Jose Briceño in exchange for INF Erick Aybar, LHP Sean Newcomb and RHP Chris Ellis, Nov. 12, 2015

SIGNED THRU: 2020

BORN: Sept. 4, 1989

RESIDES: Mundo-Novo, Curacao

HEIGHT: 6-2

WEIGHT: 200

BATS: RIGHT

THROWS: RIGHT

SIMMONS' LIFETIME PLAYING RECORD

Year	Club	AVG	G	AB	R	H	2B	3B	HR	RBI	SH	SF	HP	BB	IBB	SO	SB	CS	GDP	OBP	SLG	E
2010	—Danville	.276	62	239	36	66	11	1	2	26	1	4	9	16	0	14	18	4	3	.356	.340	9
2011	—Lynchburg	.311★	131	517★	69	161★	35	6	1	52	12	6	6	29	2	43	26	18	12	.351	.408	28
2012	—Mississippi	.293	44	174	29	51	9	2	3	21	4	2	3	20	1	20	10	2	4	.372	.420	4
	ATLANTA	.289	49	166	17	48	8	2	3	19	0	3	1	12	1	21	1	0	5	.335	.146	3
2013	—ATLANTA	.248	157	606	76	150	27	6	17	59	5	4	3	40	1	55	6	5	16	.296	.396	14
2014	—ATLANTA	.244	146	540	44	132	18	4	7	46	2	2	0	32	4	60	4	5	25	.286	.331	14
2015	—ATLANTA	.265	147	535	60	142	23	2	4	44	1	2	6	39	6	48	5	3	19	.321	.338	8
2016	—LAA	.281	124	448	48	126	22	2	4	44	1	4	2	28	0	38	10	1	16	.366	.324	10
	Inland Empire (1)	.333	2	6	2	2	1	0	0	0	0	0	0	0	0	0	0	0	1	.333	.500	0
	Salt Lake (1)	.333	4	18	0	6	1	0	0	5	0	0	0	0	0	2	1	0	1	.333	.389	1
2017	—LAA	.278	158	589	77	164	38	2	14	69	0	8	3	47	0	67	19	6	20	.421	.331	14
MAJOR TOTALS		.264	781	2884	322	762	136	18	49	281	9	23	15	198	12	289	45	20	101	.375	.313	63
MINOR TOTALS		.300	243	954	31	59	11	2	3	104	17	12	18	65	3	79	55	24	21	.352	.397	42

★ led or tied for league lead

Disabling Injuries: 2016 — Left thumb UCL full thickness tear; disabled May 10-June 15.

2012 — Non-displaced fracture of the fifth metacarpal in right hand; disabled July 9-Sept. 10, 2012.

2017 SEASON

- ◆ In second season with the **Angels** and sixth in the Majors, was voted by Angels teammates as Co-Team MVP with Mike Trout.
- ◆ Set new career highs in hits (164), runs (77), doubles (38), RBI (69), stolen bases (19), walks (47), on-base percentage (.331), slugging (.421) and games played (158 G)...Home runs were the most by an Angels shortstop since Jim Fregosi's 22 in 1970 while his 38 doubles were the most since Orlando Cabrera's 45 in 2006.
- ◆ Became the only shortstop in franchise history to tally 35 doubles, 10 home runs and 15 stolen bases in a season.
- ◆ Named the American League Rawlings Gold Glove Award winner at shortstop...Became fourth Angels shortstop to win a Gold Glove, joining Jim Fregosi (1967), Orlando Cabrera (2007) and Erick Aybar (2011)...Led the Majors with 32 defensive runs saved, the second highest mark of career (41 in 2013 with Atlanta) and a new franchise record, surpassing Chone Figgins' previous mark of 29 in 2009...Also named the winner of Wilson's Defensive Player of the Year at shortstop.
- ◆ Club's winner of the MLBPA's Heart and Hustle Award.
- ◆ Prior to season, played with team Netherlands during the 2017 World Baseball Classic and hit .344 (11/32).

CAREER SUMMARY

- ◆ During six-year career, is a three-time Rawlings Gold Glove award winner (2013, 2014 & 2017) and was the Wilson Defensive Player of the Year for the 2014, 2015 and 2017 campaigns at shortstop (also was named the N.L. Wilson Defensive Player of the Year in 2013)... Has captured five straight Fielding Bible Awards for outstanding defensive efforts.
- ◆ Since the start of the 2012 season, is leading the Majors with a 22 defensive WAR and 163 defensive runs saved...Led the National League in Defensive Runs Saved from 2013-15 (2015 - 25; 2014 - 28; 2013 - 41).
- ◆ Played with team Netherlands during the 2013 and the 2017 World Baseball Classics.

SHORT STORY

Simmons' 2017 rankings by a shortstop in franchise history:

HITS	164	(T9th)
RUNS	77	(T11th)
DOUBLES	38	(3rd)
HOME RUNS	14	(4th)
RBI	69	(5th)
SLG	.421	(5th)
WAR	4.9	(5th)

GLOVE STORY

Andrelton Simmons is one of three shortstops all time to win a Gold Glove in both the American and National Leagues, joining Omar Vizquel and Orlando Cabrera.



2018 ANGELS



MAJOR LEAGUE SUMMARY

2016

- ◆ Set career-best with a .281 batting average during first season with the **Angels**...After batting .204 (28/137) during his first 38 tilts, went on to hit .315 (98/311) over his final 86 games...The .315 clip during that span ranked third in the Majors by a shortstop (min. 300 PA).
- ◆ Despite missing 33 games due to injury, led American League shortstops with 18 defensive runs saved, according to FanGraphs.com, good for fourth overall in the A.L...Also ranked second in the American League with a 2.6 defensive WAR (Baseball-Reference.com).
- ◆ Stole career-high 10 bases...Became the sixth shortstop in franchise history to log a 20 2B/10 SB season: Erick Aybar, David Eckstein, Orlando Cabrera, Gary DiSarcina and Jim Fregosi.

2015

- ◆ In fourth big league season with the **Braves**, led all N.L. players in Defensive Runs Saved (25 DRS) for the third consecutive season while his .988 fielding percentage as a shortstop led the Majors (min. 1000 innings)...Won the Wilson Defensive Player of the Year honors and finished second in the N.L. Gold Glove voting for shortstops...Posted a National League leading 3.5 defensive WAR, finishing second in the Majors behind only Tampa Bay's Kevin Kiermaier (5.0).
- ◆ Hit .283 (60/212) following the All-Star break, the highest mark by any N.L. shortstop (min. 175 AB).

2014

- ◆ In third Major League season (second full), named Rawlings Gold Glove Award winner among National League shortstops for the second straight year...Was named the Wilson Defensive Player of the Year among Major League shortstops...Was named by ESPN as the Defensive Player of the Year...Was unanimously selected as the 2014 *Fielding Bible* Award winner at the shortstop position.
- ◆ His defensive WAR mark of 3.89 led the majors.

2013

- ◆ With the **Braves**, was the first shortstop during their age-23 season or younger to hit five triples, 15 home runs and 25 doubles since Troy Tulowitzki in 2007 and was just the 10th player to turn the trick...The 17 homers were tied for the second most by a Braves shortstop in Club history, trailing only Denis Menke's 20 in 1964 (Milwaukee Braves).
- ◆ Won first career Rawlings Gold Glove Award as the top defensive shortstop in the National League...First Braves infielder to win a Gold Glove since Terry Pendleton earned the honor at third base in 1992...Was named the Rawlings Platinum Glove Award winner for the National League as the senior circuit's top defensive player...Named by ESPN as the Defensive Player of the Year.
- ◆ Compiled a defensive WAR of 5.4, the highest single-season mark in Major League history...Tied shortstop Terry Turner (5.4) of the 1906 Cleveland Naps for the best defensive WAR season in history...Defensively saved 41 runs, tied for most (with Arizona's Gerardo Parra) since the stat began to be tracked in 2003 (credit ESPN)...Was unanimously named *The Fielding Bible's* best fielder in baseball.
- ◆ Participated in the 2013 World Baseball Classic for the Netherlands and batted .333 (10-for-30) with 10 runs, three doubles, two home runs and six RBI (8 G).

2012

- ◆ Made his Major League debut with **Atlanta** June 2 in Washington (0/3)...Collected his first career hit, a double, June 3 also in Washington off Gio Gonzalez...Tallied first career home run June 9 vs. Toronto off Drew Hutchison.
- ◆ Captured NL Rookie of the Month honors for June after hitting safely in 17 of 25 tilts and leading rookie candidates in average (.333), OBP (.365) and hits (30).

POSTSEASON EXPERIENCE

- ◆ Has made two appearances in the postseason, going 4-for-16 (.250) with a double and two RBI...In **2013**, appeared in all four games during the Division Series against the Dodgers, batting .250 (3/12) with a double and two RBI...Made his postseason debut during the inaugural N.L. Wild Card game in **2012**...Went 1-for-4 against the St. Louis Cardinals.

WILD CARD GAME TOTALS

Year	Club	Opp	AVG	G	AB	R	H	2B	3B	HR	RBI	SH	SF	HBP	BB	IBB	SO	SB	CS	GDP	SLG	OBP	E
2012	ATL	STL	.250	1	4	0	1	0	0	0	0	0	0	0	0	0	0	0	0	0	.250	.250	0

DIVISION SERIES TOTALS

Year	Club	Opp	AVG	G	AB	R	H	2B	3B	HR	RBI	SH	SF	HBP	BB	IBB	SO	SB	CS	GDP	SLG	OBP	E
2013	ATL	LAD	.250	4	12	0	3	1	0	0	2	1	0	0	2	0	2	0	0	1	.333	.250	0

NOTABLE MINOR LEAGUE AWARDS AND HONORS

- ◆ **2012** Mid-Season Southern League All-Star.
- ◆ **2011** Single-A Lynchburg Player of the Year...Carolina League Mid-Season and Post-Season All-Star...*Toppis* Class A All-Star.
- ◆ **2010** Post-Season Appalachian League All-Star.

SIMMONS



2018 ANGELS



TYLER SKAGGS

LHP

45

OPENING DAY AGE: 26**BIRTHPLACE:** Santa Monica, CA**ACQUIRED:** From Arizona, with LHP Hector Santiago, in exchange for INF Mark Trumbo and RHP A.J. Schugel, Dec. 10, 2013**SIGNED THRU:** 2018**BORN:** July 13, 1991**RESIDES:** Los Angeles, CA**MLB SERVICE:** 3 years, 135 days**HEIGHT:** 6-4**WEIGHT:** 225**BATS:** LEFT**THROWS:** LEFT

SKAGGS' LIFETIME PITCHING RECORD

Year	Club	W-L	ERA	G	GS	CG	GF	SHO	SV	IP	H	R	ER	HR	HB	BB	IBB	SO	WP	BK	BAA
2009	Orem	0-0	4.50	2	0	0	0	0	0	4	5	4	2	0	0	1	0	6	0	0	.278
	Angels (AZL)	0-0	0.00	3	2	0	0	0	0	6	4	0	0	1	1	0	0	7	0	1	.182
2010	South Bend	1-1	1.69	4	4	0	0	0	0	16	13	3	3	1	0	4	0	20	1	0	.224
	Cedar Rapids	8-4	3.61	19	14	0	3	0	0	82.1	78	35	33	6	4	21	1	82	1	1	.252
2011	Visalia	5-5	3.22	17	17	0	0	0	0	100.2	81	39	36	6	5	34	0	125	4	1	.219
	Mobile	4-1	2.50	10	10	0	0	0	0	57.2	45	20	16	4	2	15	0	73	2	0	.216
2012	Mobile	5-4	2.84	13	13	0	0	0	0	69.2	63	27	22	8	1	21	1	71	8	1	.241
	ARIZONA	1-3	5.83	6	6	0	0	0	0	29.1	30	20	19	6	2	13	0	21	1	0	.256
	Reno	4-2	2.91	9	9	0	0	0	0	52.2	49	22	17	4	1	16	0	45	2	2	.253
2013	Reno	6-10	4.59	19	17	0	0	0	0	104	114	62	53	5	6	39	0	107	3	2	.275
	ARIZONA	2-3	5.12	7	7	0	0	0	0	38.2	38	23	22	7	2	15	2	36	2	0	.252
	Visalia	0-0	4.76	1	1	0	0	0	0	5.2	5	4	3	0	1	8	0	8	0	0	.238
2014	LAA	5-5	4.30	18	18	0	0	0	0	113	107	59	54	9	4	30	1	86	7	0	.253
	Salt Lake (1)	0-1	6.00	1	1	0	0	0	0	3	5	7	2	0	0	5	0	2	1	0	.357
2015	LAA	INJURED — DID NOT PLAY																			
2016	Salt Lake	3-2	1.67	7	7	0	0	0	0	32.1	19	9	6	2	0	8	0	45	1	0	.171
	Angels (AZL) (1)	0-0	0.00	1	1	0	0	0	0	2.2	2	2	0	0	0	0	0	3	0	1	.222
	Inland Empire (1)	0-0	2.08	1	1	0	0	0	0	4.1	5	1	1	0	0	0	0	5	0	0	.294
	LAA	3-4	4.17	10	10	0	0	0	0	49.2	51	23	23	5	2	23	0	50	0	0	.267
2017	LAA	2-6	4.55	16	16	0	0	0	0	85	90	46	43	13	6	28	0	76	5	2	.274
	Angels (AZL) (1)	0-0	4.91	1	1	0	0	0	0	3.2	2	2	2	0	0	0	0	6	0	0	.154
	Salt Lake (1)	0-1	8.10	3	3	0	0	0	0	10	14	10	9	0	0	6	0	7	1	0	.333
MAJOR TOTALS		13-21	4.59	57	57	0	0	0	0	315.2	316	171	161	40	16	109	3	269	15	2	.261
A.L. TOTALS		10-15	4.36	44	44	0	0	0	0	247.2	248	128	120	27	12	81	1	212	12	2	.263
N.L. TOTALS		3-6	5.43	13	13	0	0	0	0	68	68	43	41	13	4	28	2	57	3	0	.254
MINOR TOTALS		36-31	3.33	111	101	0	3	0	0	554.2	504	247	205	36	21	179	2	612	24	9	.242

(1) rehab assignment

- Disabling Injuries:** 2017 — Right oblique muscle strain; disabled Apr. 29 - Aug. 5
 2015 — Left elbow (UCL - Tommy John) surgery; disabled Apr. 4 (retro to Mar. 27) - end of season
 2014 — Right hamstring strain; disabled June 10 (retro to June 6) - July 2
 Left forearm strain; disabled Aug. 1 - end of season

2017 SEASON

- ◆ Opened year in **Angels** starting rotation for first time since 2014.
- ◆ Tossed seven scoreless innings on Apr. 16 at Kansas City and matched career-high with nine strikeouts (also reached nine strikeouts Sept. 6 at Oakland).
- ◆ Missed 85 games on disabled list with a right oblique muscle strain suffered on Apr. 28 at Texas...In last three games before injury, was 1-0 with a 1.42 ERA (19 IP - 3 ER).
- ◆ Made four rehab starts between AZL Angels and Triple-A Salt Lake before returning to Angels, Aug. 5 vs. Oakland.
- ◆ In 11 starts following return from disabled list, went 1-5 with a 4.85 ERA (55.2 IP - 30 ER) and 47 strikeouts... Allowed three-or-fewer earned runs in seven of 11 contests.



CAREER HIGHLIGHTS

- ◆ Made Major League debut with Arizona Aug. 22, 2012 vs. Miami (6.2 IP, 3 H, 2 ER, 5 BB, 4 SO)...Was D-backs top prospect according to *Baseball America* entering 2013...Underwent Tommy John surgery Aug. 13, 2014.

MAJOR LEAGUE SUMMARY

2016

- ◆ Earned win with seven scoreless innings in season debut with **Angels** July 26 at Kansas City in first Major League appearance since July 31, 2014.
- ◆ Had streak of 29 consecutive scoreless innings combined between Triple-A **Salt Lake** and Angels (July 7 - Aug. 6); had 42 strikeouts and six walks in that span.
- ◆ In final four Major League starts of season, went 2-1 with a 1.83 ERA (19.2 IP - 4 ER) with 21 strikeouts.
- ◆ Named Pacific Coast League Pitcher of the Week for July 11-17...Tossed seven scoreless innings in start on July 14 at Omaha and matched Salt Lake franchise record with 14 strikeouts, which equals Jered Weaver's mark from 2006...Retired each of final 19 batters faced.

2015

- ◆ Spent entire season on **Angels** disabled list recovering from Tommy John surgery performed on Aug. 13, 2014.

2014

- ◆ Made **Angels** debut Apr. 5 at Houston and became seventh starting pitcher in club history to toss 8+ innings with zero earned runs in team debut.
- ◆ Angels won each of his first five starts and eight of first nine.
- ◆ Missed a total of 76 games across two stints on disabled list...Missed 23 games from June 6 - July 2 with a right hamstring strain...Missed final 53 games of year after exiting start July 31 at Tampa Bay with a left forearm strain.
- ◆ Had Tommy John surgery performed Aug. 13 by Dr. Neal Elattrache (Kerlan-Jobe Orthopaedic).

2013

- ◆ Entered season as top prospect in **Diamondbacks** organization by *Baseball America* and MLB.com.
- ◆ Averaged 8.38 strikeouts per nine innings.
- ◆ Won season debut with six scoreless innings on May 27 vs. Texas (Game 1) and had career-high nine strikeouts.
- ◆ Hurlled a career-high eight scoreless innings on July 5 vs. Rockies.

2012

- ◆ Made Major League debut with **Diamondbacks** Aug. 22 vs. Miami (W; 6.2 IP, 3 H, 2 ER, 5 BB, 4 SO)...At time of debut, was youngest pitcher in Majors (21 years, 40 days).
- ◆ Allowed two earned runs or fewer in each of his first three starts to become the first Arizona rookie to do so.
- ◆ Entered season as No. 3 prospect in the D-backs system by *Baseball America* and MLB.com.

POSTSEASON SUMMARY

- ◆ Was on **Angels** disabled list during **2014** postseason with left forearm strain.

NOTABLE MINOR LEAGUE AWARDS AND HONORS

- ◆ **2012** Southern League Mid-Season All-Star...Arizona Diamondbacks MiLB.com Organizational All-Star...Futures Game selection.
- ◆ **2011** Arizona Diamondbacks Minor League Pitcher of the Year...California League Mid-Season and Post-Season All-Star...Arizona Diamondbacks MiLB.com Organizational All-Star...Futures Game selection.
- ◆ **2010** Midwest League Mid-Season All-Star.

CAREER TRANSACTIONS

- ◆ June 9, 2009...Selected by **Angels** in first round (40th overall) of 2009 First-Year Player Draft (signed Aug. 7, 2009).
- ◆ Aug. 7, 2010...Traded by **Angels** (as PTBNL in July 25, 2010 trade) with LHP Patrick Corbin, RHP Rafael Rodriguez and LHP Joe Saunders to **Arizona Diamondbacks** for RHP Dan Haren.
- ◆ Dec. 10, 2013...Traded by **Arizona Diamondbacks** to **Angels** as part of three-team trade...Angels also received LHP Hector Santiago from **Chicago White Sox**...Diamondbacks received OF Mark Trumbo, RHP A.J. Schugel from Angels and OF Brandon Jacobs from White Sox...White Sox received OF Adam Eaton from Arizona.





2018 ANGELS



PERSONAL/MISC

- ◆ Tyler Wayne Skaggs...On Twitter: @TylerSkaggs37
- ◆ Supports the "DoMore4: Good" program in Los Angeles...Organization focuses on high schools and non-profits in rewards-based competitions to inspire acts of kindness and volunteerism.
- ◆ Active in numerous Angels community events, including hospital visits and the annual Kids Holiday Party at the ESPN Zone....Represented Angels on 2014 and 2015 Fan Cruises.
- ◆ Attended Santa Monica (CA) High School.
- ◆ Signed by Angels scout Bobby Dejaradin.

MAJOR LEAGUE HITTING TOTALS

AVG	AB	H	HR	RBI
.095	21	2	0	1

CAREER FIELDING

POS	PCT	G	PO	A	E	TC	DP
P	.977	57	4	39	1	44	1

SKAGGS' CAREER HIGHS

	SEASON		GAME
Wins	5 — 2014	SO	9 — 3 times; last, 9/6/17 at OAK
ERA	4.17 — 2016	BB	5 — 4 times; last, 8/23/16 at TOR
IP	113 — 2014	IP	8 — 3 times; last, 5/10/14 at TOR
SO	86 — 2014	H	11 — 7/8/14 vs. TOR
WHIP	1.212 — 2014	R	7 — Twice; last, 8/12/16 at CLE
		ER	7 — 8/12/16 at CLE
		HR	2 — 8 times; last, 9/29/17 vs. SEA

ROBERT O. FISHEL AWARD

The Robert O. Fishel Award, named after the longtime baseball executive, goes to the "active, non-uniformed representative of MLB whose ethics, character, dedication, service, professionalism and humanitarianism best represent the standards pro-pounded by Robert O. Fishel." Fishel, an executive with the Cleveland Indians, the St. Louis Browns, the New York Yankees and the American League Office, was the inaugural winner of the Award in 1981. All-time honorees are:

- | | |
|--|--|
| 1981 — Robert O. Fishel, American League | 2000 — Tim Mead, Angels |
| 1982 — Robert W. Brown, Baltimore Orioles | 2001 — Rob Matwick, Houston Astros |
| 1983 — Larry Shenk, Philadelphia Phillies | 2002 — Mike Swanson, Arizona Diamondbacks |
| 1984 — Arthur E. (Red) Patterson, Angels | 2003 — Rick Vaughn, Tampa Bay Devil Rays |
| 1985 — Jim Ferguson, Cincinnati Reds | 2004 — Jeff Idelson, Baseball Hall of Fame |
| 1986 — Fred Claire, Los Angeles Dodgers | 2005 — Randy Adamack, Seattle Mariners |
| 1987 — Jim Toomey, St. Louis Cardinals | 2006 — Rob Butcher, Cincinnati Reds |
| 1988 — Tom Mee, Minnesota Twins | 2007 — Richard Levin, Major League Baseball |
| 1989 — Donald Davidson, Houston Astros | 2008 — Scott Reifert, Chicago White Sox |
| 1990 — Ned Colletti, Chicago Cubs | 2009 — Pat Courtney, Major League Baseball |
| 1991 — Phyllis K. Merhige, American League | 2010 — Jay Alves, Colorado Rockies |
| 1992 — Richard Griffin, Montreal Expos | 2011 — Jim Trdinich, Pittsburgh Pirates |
| 1993 — John Blake, Texas Rangers | 2012 — Staci Slaughter, San Francisco Giants |
| 1994 — Katy Feeney, National League | 2013 — Tim Hevly, Seattle Mariners |
| 1995 — Howard Starkman, Toronto Blue Jays | 2014 — Jason Zillo, New York Yankees |
| 1996 — Bill Guilfoile, Baseball Hall of Fame | 2015 — Brian Bartow, St. Louis Cardinals |
| 1997 — Dick Brescjani, Boston Red Sox | 2016 — Bart Swain, Cleveland Indians |
| 1998 — Jay Horwitz, New York Mets | 2017 — Gene Dias, Houston Astros |
| 1999 — Bob DiBiasio, Cleveland Indians | |



2018 ANGELS



MATT THAISS

INF

85

OPENING DAY AGE: 22

BORN: May 6, 1995

BIRTHPLACE: Jackson, NJ

RESIDES: Jackson, NJ

ACQUIRED: Selected by Angels in first round (16th overall) of 2016 First-Year Player Draft

SIGNED THRU: 2018

HEIGHT: 6-0

WEIGHT: 200

BATS: LEFT

THROWS: RIGHT

NON-ROSTER INVITEE

THAISS'S LIFETIME PLAYING RECORD

Year	Club	AVG	G	AB	R	H	2B	3B	HR	RBI	SH	SF	HBP	BB	IBB	SO	SB	CS	GDP	SLG	OBP	E
2016	Orem	.338	15	65	16	22	7	1	2	12	0	0	2	4	0	4	2	4	1	.569	.394	3
	Burlington	.276	52	199	24	55	12	3	4	31	1	2	2	22	1	28	1	0	5	.427	.351	8
2017	Inland Empire	.265	84	336	46	89	13	4	8	48	0	2	7	40	1	59	4	3	10	.399	.353	7
	Mobile	.292	49	178	29	52	14	0	1	25	0	4	2	37	3	50	4	3	3	.388	.412	2
MINOR TOTALS		.280	200	778	115	218	46	8	15	116	1	8	13	103	5	141	11	10	19	.418	.370	20

- ◆ Matthew Kevin Thaiss (rhymes with 'ICE')...Originally signed by Angels scout Nick Gorneault.
- ◆ On Twitter: @Matt_Thaiss
- ◆ Designated as Angels' #8 prospect for the 2018 campaign by *Baseball America*.
- ◆ In sophomore campaign in Angels system, split campaign between Single-A Inland Empire and Double-A Mobile...Combined to hit .274 (141/514) with 75 runs, 27 doubles, four triples, nine HR and 73 RBI in 133 games...73 RBI marked third-most in Halos system....412 OBP with Mobile established career best.
- ◆ Played with Scottsdale Scorpions in 2017 Arizona Fall League.
- ◆ Named as Angels' #2 prospect for 2017 by *Baseball America*.
- ◆ 2016 marked first professional season after first round selection (16th overall) in June Amateur Draft... Second New Jersey native to be selected in first round by Angels, joining OF Mike Trout (25th overall in 2009).
- ◆ Originally assigned to Rookie-level Orem...Slashed .338/.394/.569 in 15 games before promotion to Single-A Burlington (.276/.351/.427 in 52 games)...Combined to hit .292 (77/264) with 40 runs, 19 doubles, four triples, six home runs and 43 RBI in 67 minor league games in 2016...Walked 26 times and struck out just 32 times in 264 at-bats.
- ◆ Wrapped junior season in 2016 at University of Virginia leading team in average (.375; 87/232), home runs (10), RBI (59), total bases (134), slugging (.578) and OBP (.473)...Finished season tied for fourth in ACC in hits, sixth in batting average, sixth in RBI, seventh in slugging and total bases and eighth in OBP.
- ◆ Named 2016 Second Team All-American by *Baseball America*, his second straight season with All-America honors...Was a semi-finalist for both the Dick Howser Trophy (College Baseball Player of the Year) and the Johnny Bench Award (top collegiate catcher).
- ◆ Across his three seasons with the Cavaliers, combined to hit .338 (187/554), with 115 runs scored, 36 doubles, two triples, 20 home runs and 130 RBI...Helped lead Cavaliers to the College World Series Finals in both 2014 and 2015, with Virginia capturing their first national championship in school history in 2015.
- ◆ In 2013, Thaiss was selected by Boston in the 32nd round out of Jackson Memorial High School (Jackson Township, NJ) where he was twice named First-Team All-State.
- ◆ Batted .343 with 17 homers and 70 RBI in high school career...Named First-Team All-Shore Conference three times...Named to High Honor Roll all four years.





2018 ANGELS



NICK TROPEANO

RHP

35

OPENING DAY AGE: 27

BIRTHPLACE: West Islip, NY

ACQUIRED: From Houston with C Carlos Perez in exchange for

C Hank Conger, Nov. 5, 2014

SIGNED THRU: 2018

BORN: Aug. 27, 1990

RESIDES: West Islip, NY

MLB SERVICE: 2 years, 68 days

HEIGHT: 6-4

WEIGHT: 200

BATS: RIGHT

THROWS: RIGHT

TROPEANO'S LIFETIME PITCHING RECORD

Year	Club	W-L	ERA	G	GS	CG	GF	SHO	SV	IP	H	R	ER	HR	HB	BB	IBB	SO	WP	BK	BAA
2011	Tri-City	3-2	2.36	12	12	0	0	0	0	53.1	42	18	14	1	1	21	0	63	6	1	.212
2012	Lexington	6-4	2.78	15	14	0	0	0	0	87.1	77	29	27	3	2	26	0	97	2	0	.238
	Lancaster	6-3	3.31	12	12	0	0	0	0	70.2	72	37	26	8	3	21	0	69	10	0	.265
2013	Corpus Christi	7-10	4.11	28	20	1	6	0	5	133.2	140	65	61	15	3	39	0	130★	5	0	.275
2014	Oklahoma City	9-5	3.03★	23	20	0	1	0	0	124.2	90	44	42	11	4	33	1	120	5	0	★.202
	HOUSTON	1-3	4.57	4	4	0	0	0	0	21.2	19	12	11	0	1	9	1	13	1	0	.241
2015	Salt Lake	3-6	4.81	16	16	1	0	0	0	88	97	51	47	9	3	36	0	96	3	0	.279
	LAA	3-2	3.82	8	7	0	0	0	0	37.2	40	18	16	2	0	10	0	38	0	0	.270
	Angels (AZL)	0-1	2.57	2	2	0	0	0	0	7	6	2	2	1	0	1	0	6	0	0	.222
2016	LAA	3-2	3.56	13	13	0	0	0	0	68.1	70	27	27	14	2	31	1	68	4	0	.270
	Inland Empire (I)	0-1	5.40	1	1	0	0	0	0	5	7	5	3	0	0	0	0	7	2	0	.318
	Salt Lake	1-0	2.70	1	1	0	0	0	0	6.2	3	2	2	1	0	1	0	7	0	0	.136
2017	LAA									INJURED — DID NOT PLAY											
MAJOR TOTALS		7-7	3.81	25	24	0	0	0	0	127.2	129	57	54	16	3	50	2	119	5	0	.265
ANGELS TOTALS		6-4	3.65	21	20	0	0	0	0	106	110	45	43	16	2	41	1	106	4	0	.270
MINOR TOTALS		35-32	3.50	110	98	2	7	0	5	576.1	534	253	224	49	16	178	1	595	33	1	.246

★ led or tied for league lead

(1) rehab assignment

Disabling Injuries: 2017 — Right elbow UCL injury (Tommy John surgery); disabled Apr. 1 (retro to Mar. 30) - end of season

2016 — Right elbow UCL injury (Tommy John surgery); disabled July 19 - end of season

Right shoulder tightness; disabled June 4 (retro to 5/30) - June 24

2017 SEASON

- ◆ Spent entire season on **Angels** disabled list recovering from Tommy John surgery performed in August 2016.

MAJOR LEAGUE SUMMARY

2016

- ◆ Began season on roster at Triple-A **Salt Lake**...Did not appear with Bees before being recalled by **Angels** Apr. 7 following injury to Andrew Heaney.
- ◆ Finished tied for second in A.L. with four pickoffs.
- ◆ Held opposing hitters to a .135 (7/52) average with runners in scoring position.
- ◆ Earned wins in consecutive starts for first time in career May 18 vs. Dodgers and May 23 at Texas.
- ◆ Improved career record vs. A.L. West opponents to 6-2 with a 3.28 ERA (68.2 IP - 25 ER)...Against all other opponents, is 1-5 with a 4.42 ERA (59 IP - 29 ER).
- ◆ 20 of final 24 runs allowed scored via home runs (yielded just two home runs in first 75.1 IP of career).
- ◆ Missed 23 games on disabled list with right shoulder tightness from June 4 (retro to May 30) until June 24...Missed final 69 games of season on disabled list with right elbow UCL injury (underwent Tommy John surgery in August).

2015

- ◆ Made **Angels** debut Apr. 23 vs. Oakland and earned the win after pitching six shutout frames and allowing five hits and one walk while striking out five...Became first player to throw at least six scoreless innings in their **Angels** debut since Jered Weaver (May 27, 2006).
- ◆ Set career high with 11 strikeouts across 6.2 innings in final start of regular season on Sept. 29 vs. Oakland...The 11 strikeouts tied for most by any **Angels** pitcher in a game in 2015 (Garrett Richards - 11 SO twice).



2014

- ◆ Made Major League debut with **Houston** on Sept. 10 at Seattle (W; 5 IP, 2 ER, 4 H, 2 BB, 5 SO) and became eighth Astros pitcher to earn a win in first career start.
- ◆ Became third pitcher in Houston history to pitch at least five innings while striking out four-or-more batters and allowing two-or-fewer runs in each of first two career games, joining Carlos Hernandez (2001) and Tom Griffin (1964).

NOTABLE MINOR LEAGUE AWARDS AND HONORS

- ◆ **2014** Pacific Coast League Mid-Season All-Star...Astros Minor League Pitcher of the Month for June and August.
- ◆ **2012** South Atlantic League Mid-Season All-Star...California League Player of the Month for August.

CAREER TRANSACTIONS

- ◆ June 7, 2011...Selected by **Houston Astros** in fifth round of 2011 First-Year Player Draft (signed June 8, 2011).
- ◆ Nov. 5, 2014...Traded by **Houston Astros** with C Carlos Perez to **Angels** for C Hank Conger.

PERSONAL/MISC

- ◆ Nicholas Paul Tropeano (Troh-pee-AH-noh)...On Twitter: @PaPaTropeano
- ◆ Attended West Islip HS (NY) and Stony Brook University (NY)...Led West Islip to a Suffolk Class AA championship in 2008 after going 8-1 with a 1.50 ERA...Named America East Conference Pitcher of the Year at Stony Brook in 2011 during junior season...Ranked fifth in nation in strikeouts (119) and seventh in victories (12); both set school records...Third Stony Brook alumnus to pitch in Major Leagues (also, Joe Nathan and Tom Koehler).
- ◆ Was Angels #3 prospect according to *Baseball America* in 2015...Entered 2014 season ranked by *Baseball America* as Astros #18 prospect...Was Astros #9 prospect according to *Baseball America* entering 2013 with the system's best changeup...Tabbed by the publication as having the best changeup in South Atlantic League entering 2012.
- ◆ Pitched in Arizona Fall League following the 2012 season...Went 0-0 with a 3.00 ERA (15 IP - 5 ER) and 18 strikeouts in 11 games for Mesa.
- ◆ Signed by Astros scouts John Kosciak and Ed Fastaia.

MAJOR LEAGUE HITTING TOTALS

AVG	AB	H	HR	RBI
.000	3	0	0	0

CAREER FIELDING

POS	PCT	G	PO	A	E	TC	DP
P	.909	25	5	15	2	22	1

TROPEANO'S CAREER HIGHS

	SEASON		GAME
Wins	3 — 2015 & 2016	SO	11 — 9/29/15 vs. OAK
ERA	3.56 — 2016	BB	5 — Twice; 5/29/16 vs. HOU & 5/3/16 at MIL
IP	68.1 — 2016	IP	7 — 5/18/16 vs. LAD
SO	68 — 2016	H	8 — 3 times; last, 4/27/16 vs. KC
Win Streak	3 — Sept. 15, 2015 - Apr. 11, 2011	R & ER	6 — 8/20/15 vs. CHW
		HR	3 — Twice; 7/18/16 vs. TEX & 5/3/16 at MIL



2018 ANGELS



MIKE TROUT

OF

27

OPENING DAY AGE: 26

BIRTHPLACE: Vineland, NJ

MARRIED: Jessica Cox, Dec. 16, 2017

ACQUIRED: Selected in first round (25th overall) of 2009 First-Year Player Draft

SIGNED THRU: 2020

BORN: Aug. 7, 1991

RESIDES: Millville, NJ

HEIGHT: 6-2

WEIGHT: 235

BATS: RIGHT

THROWS: RIGHT

TROUT'S LIFETIME PLAYING RECORD

Year	Club	AVG	G	AB	R	H	2B	3B	HR	RBI	SH	SF	HBP	BB	IBB	SO	SB	CS	GDP	SLG	OBP	E
2009	—Angels (AZL)	.360	39	164	29	59	7	7	1	25	3	2	0	18	0	28	13	2	2	.506	.418	1
	Cedar Rapids	.267	5	15	1	4	0	0	0	0	1	0	0	4	0	6	0	0	0	.267	.421	0
2010	—Cedar Rapids	.362	81	312	76	113	19	7	6	39	2	1	7	46	2	52	45	9	1	.526	.454	0
	Cucamonga	.306	50	196	30	60	9	2	4	19	5	3	1	27	1	33	11	6	2	.434	.388	1
2011	—Arkansas	.326★	91	353	82	115	18	13★	11	38	4	1	9	45	1	76	33★	10	2	.544	.414★	1
	LAA	.220	40	123	20	27	6	0	5	16	0	1	2	9	0	30	4	0	2	.390	.281	2
2012	—Salt Lake	.403	20	77	21	31	4	5	1	13	1	3	1	11	0	16	6	1	1	.623	.467	0
	LAA	.326	139	559	129★	182	27	8	30	83	0	7	6	67	4	139	49★	5	7	.564	.399	4
2013	—LAA	.323	157	589	109★	190	39	9	27	97	0	8	9	110★	0	136	33	7	8	.557	.432	2
2014	—LAA	.287	157	602	115★	173	39	9	36	111★	0	10	10	83	6	184★	16	2	6	.561	.377	3
2015	—LAA	.299	159	575	104	172	32	6	41	90	0	5	10	92	14	158	11	7	11	.590★	.402	0
2016	—LAA	.315	159	549	123★	173	32	5	29	100	0	5	11	116★	12	137	30	7	5	.550	.441★	4
2017	—LAA	.306	114	402	92	123	25	3	33	72	0	4	7	94	15★	90	22	4	8	.629★	.442★	1
	Inland Empire (1)	.222	4	9	5	2	1	1	0	0	0	0	1	4	0	2	0	0	1	.556	.500	0
MAJOR TOTALS		.306	811	2997	600	917	175	37	168	497	0	36	48	477	46	784	143	28	39	.557	.405	15
MINOR TOTALS		.341	2290	1126	244	384	58	35	23	134	16	10	21	155	4	213	108	28	9	.516	.426	3

★ led or tied for league lead

(1) rehab assignment

Disabling Injuries: 2017 — Left thumb ligament injury; disabled May 29 - July 14

2017 SEASON

- ◆ Completed seventh big league season (sixth full) with the Angels and finished in the Top 10 for the American League in several offensive categories including, average (.306, 6th), on-base percentage (.442, 1st), slugging (.629, 1st), walks (94, 3rd) and intentional walks (15, 1st).
- ◆ Finished fourth in the American League Most Valuable Player voting with 197 points, 208 behind winner Jose Altuve...Marks first season finishing outside the Top 2 of the MVP race.
- ◆ Missed 39 games after suffering left thumb ligament injury...Marked first career trip to the D.L...Sustained injury May 28 in Miami sliding into second base...Underwent surgery May 31 to repair torn ulnar collateral ligament and dorsal capsule...At the time of the injury, ranked second in the A.L. in average, third in runs, second in home runs, fourth in RBI, first in walks, first in slugging, first in on-base percentage and first in extra-base hits.
- ◆ Tabbed as an A.L. All-Star for the sixth straight season...Named a starter for the fifth straight campaign...For more info, see Career Summary Section (eighth bullet point).
- ◆ Per MLB, was the 10th most popular player jersey according to sales on MLBShop.com.

HOME RUNS

- ◆ Hit 200th career home run Sept. 29...Only eighth player in Major League history with 200 home runs before age-26 season: Alex Rodriguez (241), Eddie Mathews (222), Jimmie Foxx (222), Mel Ott (211), Mickey Mantle (207), Frank Robinson (202) and Albert Pujols (201).
- ◆ Joined Alex Rodriguez, Jimmie Foxx, Jose Canseco and Joe DiMaggio as the only players in American League history to hit 30 home runs four-or-more times before their age-26 season.
- ◆ On Apr. 25, homered for the 174th time, passing Vladimir Guerrero for sole possession of fifth in franchise history.
- ◆ Homered on Opening Day for the third time in career and the third time in his last four Opening Day games...Joined Tim Salmon as the only Angels in franchise history to homer in three different Opening Day games.

TROUT'S RANKINGS ALL-TIME BY A PLAYER PRIOR TO AGE-26 SEASON

Stat	M.L. Ranking/A.L. Ranking
Home Runs	17th/4th
Runs Batted In	19th/10th
Runs	6th/5th
Walks	4th/3rd
Extra-Base Hits	4th/3rd
Wins Above Replacement	2nd/2nd



RBI

- ◆ Drove in 72 RBI in 114 games...Is the sixth player in franchise history to drive in 70 runs while playing 115 games or less and first since Garret Anderson in 2007 (70 RBI in 108 G).
- ◆ Talled 500th career RBI Apr. 11...Became just the 13th player all-time to tally 500 RBI and 600 runs before their age-26 season and just the sixth in A.L. history, joining Alex Rodriguez, Mickey Mantle, Jimmie Foxx, Joe DiMaggio and Ty Cobb.

RUNS

- ◆ Despite DL stint, scored a team-leading 92 runs, which were tied for 16th in the American League...Was the first A.L. player to score 90+ runs in 115 games or less in non-strike shortened season since Billy Goodman (91 R in 110 G) in 1950.

STOLEN BASES

- ◆ Stole 20+ bases for the fourth time in six Major League seasons...One of two players all-time to log four seasons of 25 home run and 20 stolen bases prior to their age-26 campaign: Darryl Strawberry.

WALKS

- ◆ Led the Junior Circuit with 15 intentional walks and ranked third with 94 base on balls.
- ◆ Became the first player since Ferris Fain and Ted Williams in 1955 to walk 90+ times in 115 games or less in non-strike shortened season and just the fifth ever to accomplish the feat.

CAREER SUMMARY

- ◆ Two-time A.L. MVP (2016 & 2014), six-time All-Star and 2012 A.L. Rookie of the Year owns a .306 average (1040/3399) with 200 doubles, 40 triples, 201 home runs, 569 RBI and 165 stolen bases in 925 career games.
- ◆ Received second American League MVP honors in 2016 to become the franchise's first multiple MVP winner...Is just the 27th player to win multiple BBWAA MVP awards and at 25 years and 56 days old at the end of the 2016 season, became the third youngest player ever to win the award multiple times, behind only Detroit's Hal Newhouser (24 years, 133 days) and Cincinnati's Johnny Bench (24 years, 302 days).
- ◆ Named unanimous winner of the 2014 American League Most Valuable Player Award...Third Halo to win the award along with Vladimir Guerrero (2004) and Don Baylor (1979).
- ◆ Has finished second in A.L. MVP race in 2012, 2013 and 2015...Is just the second player all-time to finish in the Top 2 of the MVP race in five consecutive seasons, joining Barry Bonds.
- ◆ Unanimous winner of the 2012 American League Rookie of Year...Became first player in Major League history to steal 45 bases, score 125 runs and hit 30 home runs in a single season.
- ◆ Named Angels team MVP each of the last six seasons... Is the first Halo to win the award in six times at any point in career.
- ◆ Tabbed as a Louisville Silver Slugger in 2012, 2013, 2014, 2015 and 2016...Was first player in American League history to win the award in each of his first six full big league seasons and just the second major leaguer to accomplish the feat (Mike Piazza, won award in each of first 10 full seasons)...Is the youngest player to win the award five times and the only player in franchise history to capture the award five times.
- ◆ 2017 marked sixth career All-Star Game and was tabbed as a starter for the fifth consecutive season... At age 25, became just the fifth American Leaguer to be elected a starter in at least five All-Star games before turning 26, joining Ken Griffey Jr. (six starting nominations), Joe DiMaggio (five), Mickey Mantle (five) and Ivan Rodriguez (five)...Six All-Star game nods are tied for the most in franchise history with Jim Fregosi (1964 & '66-70) and Rod Carew (1979-84)...Was unable to participate due to injury.

HOME RUNS

- ◆ 201 career home runs, are tied with Albert Pujols for seventh all-time thru a player's age-25 season...Only eighth player in Major League history with 200 home runs before age-26 season: Alex Rodriguez (241), Eddie Mathews (222), Jimmie Foxx (222), Mel Ott (211), Mickey Mantle (207), Frank Robinson (202) and Albert Pujols (201).
- ◆ 201 career home runs rank fourth in franchise history.

RBI

- ◆ Drove in 500th career RBI Apr. 11, 2017...Became just the 13th player all-time to tally 500 RBI and 600 runs before their age-26 season and just the sixth in A.L. history, joining Alex Rodriguez, Mickey Mantle, Jimmie Foxx, Joe DiMaggio and Ty Cobb.

REELING THEM IN
A glance at some of Trout's notable awards during career...

- 2x A.L. Most Valuable Player
- 2012 A.L. Rookie of the Year
- 6x All-Star
- 2x All-Star Game MVP
- 6x Angels Team MVP
- 5x Louisville Silver Slugger Award

FISH FACT
Mike Trout is the first player ever voted as the unanimous winner of both the A.L. Rookie of the Year and A.L. MVP awards.





2018 ANGELS



RUNS

- ◆ Led A.L. in runs scored in 2016 (123), 2014 (115), 2013 (109) and 2012 (129)...Just the 11th player (12th occurrence) to ever lead the A.L. in runs scored in three straight seasons and the first since Mickey Mantle from 1956-58.
- ◆ His 692 career runs rank sixth all-time by a player before their age-26 campaign: Mel Ott (799), Mickey Mantle (763), Alex Rodriguez (760), Ty Cobb (738) and Jimmie Foxx (737).
- ◆ Scored at least 100 runs five of the last six seasons (only player in franchise history with more than two such seasons)...Was just the second player all-time to reach the mark five times prior to their age-25 season: Alex Rodriguez (1996-00)...Was the only player ever with five campaigns of 100 R & 25 HR by their age 25-year-old season.
- ◆ Played in 500th career game Apr. 13, 2015...Since 1960, his 378 runs scored rank fifth by a major leaguer in their first 500 career games, trailing Hanley Ramirez (392), Albert Pujols (389), Bobby Bonds (388) and Kenny Lofton (380)... Joined Joe DiMaggio (467 R/120 HR), Ted Williams (458 R/108 HR), Chuck Klein (439 R/125 HR) and Albert Pujols (389 R/121 HR) as the only players since 1914 to score 375 runs and hit at least 95 home runs in their first 500 career games.

STOLEN BASES

- ◆ Stole 150th career base May 14, 2017...At 25 years, 280 days, is the youngest player ever to compile 150 HR and 150 steals, surpassing Alex Rodriguez's previous mark of 26 years, 54 days – STATS.
- ◆ Led the A.L. in stolen bases in 2012 (49), in walks in 2013 (110) and 2016 (116), and RBI in 2014 (111)...First player to have led his league in all three of those categories at any point during career.
- ◆ One of just three A.L. players with 75+ stolen bases before turning 22 (Rickey Henderson and Ty Cobb).

SPEED AND POWER

- ◆ According to STATS, at 25 years, 280 days (May 14, 2017), was the youngest player ever to amass 150 home runs and 150 stolen bases in a career, surpassing Alex Rodriguez's previous mark of 26 years, 54 days...Is just the second player in history to tally 200 home runs and 150 stolen bases before their age-26 season: Alex Rodriguez.
- ◆ Is the only player ever to amass three years of 25 HR/30 SB (2012-13 & 2016) prior to their age-25 season...The three 25 HR/30 SB seasons are tied for the most all-time by a center fielder: Willie Mays, Eric Davis and Carlos Beltran.
- ◆ Hit his 100th and 101st home runs of career on Apr. 17, 2015...At 23 years and 253 days old, became youngest player ever to reach the 100 HR/100 SB plateau (previously Alex Rodriguez at 23 years 309 days)...Joins Darin Erstad as only Angels to accomplish feat.
- ◆ According to STATS, is the second player in Major League history to reach 25+ home runs, 5+ triples and 10+ stolen bases in five consecutive seasons (2012-16), joining Willie Mays (6 straight, 1955-60).
- ◆ Is the youngest player in MLB history to post back-to-back 20 HR/30 SB campaigns (2012-13)...Fastest player to reach 50 HR/50 SB mark in American League history (266 games).
- ◆ Hit 75th home run of career June 14, 2014...According to ELIAS, he became the first player ever with at least 300 runs, 75 home runs and 75 steals in his first 400 games.

MISC.

- ◆ His 55.2 WAR is the second best ever by a player before their age-26 season, trailing Ty Cobb (55.8)...Owns two 10+ WAR campaigns...Only Ted Williams had more 10+ WAR campaigns (3) in his first five full seasons.
- ◆ Logged 1,000th career hit Aug. 7, 2017...Became the 10th American League player ever with 1,000 hits prior to their age-26 season: Ty Cobb, Al Kaline, Alex Rodriguez, Robin Yount, Jimmie Foxx, Buddy Lewis, Mickey Mantle, Ken Griffey Jr. and Stuffey McClinnis.
- ◆ On May 21, 2013, became youngest player in A.L. history to hit for the cycle...Also was sixth Angel (7th

RUN WILD

Trout is just the fourth player in MLB history to lead either league in runs four times (2016 & 2012-14) in a five year-span, joining Babe Ruth, George Burns and Mickey Mantle.

100 RUNS IN FIRST FIVE FULL SEASONS

Player	Seasons	Club
Paul Waner	1926-30	Pittsburgh Pirates
Harland Clift	1934-38	St. Louis Browns
Ted Williams	1939-46	Boston Red Sox
Johnny Pesky	1942-49	Boston Red Sox
Albert Pujols	2001-05	St. Louis Cardinals
Mike Trout	2012-16	Los Angeles Angels

SO GOOD, SO YOUNG

Youngest MVP's in baseball history

Player	Year	Club	Age
Vida Blue	1971	OAK	22 yrs., 64 days
Johnny Bench	1970	CIN	22 yrs., 298 days
Stan Musial	1943	STL	22 yrs., 316 days
Cal Ripken Jr.	1983	BAL	23 yrs., 39 days
Mike Trout	2014	LAA	23 yrs., 52 days

THREE OF A KIND

Six years of 25+ HR through their age 25-year-old season

Player	Seasons	Team
Eddie Mathews	1952-57	BOS/MIL Braves
Frank Robinson	1956-61	CIN Reds
Mike Trout	2012-17	LA Angels



2018 ANGELS



occurrence) to turn the trick and first since Chone Figgins, Sept. 16, 2006.

- ◆ He and Willie Mays (1957-58) are only players in MLB history with two seasons of a .320 average, 25 homers and 30 steals at any point in their career.

MAJOR LEAGUE SUMMARY

2016

- ◆ Named the American League's Most Valuable Player as voted on by the Baseball Writers Association of America (BBWAA) after leading the Majors in runs (123), walks (116) and OBP (.441) and ranking in the Top-10 in several of the A.L.'s offensive categories including average (5th), triples (T10), steals (T2nd) and slugging (.550; 4th).
- ◆ Received his second MVP honors (unanimous winner in 2014) after garnering 19 first place votes, eight second place votes and one third place vote, for a total of 356 points, 45 points ahead of second place finisher Mookie Betts of the Boston Red Sox (311 points)...For more MVP info, please see Career Summary section.
- ◆ Won fifth consecutive Louisville Silver Slugger Award...For more info, see Career Summary section.
- ◆ Became the first player to lead the A.L. in walks and runs since Trout did so in 2013 (prior to Trout, the last player to lead the A.L. in both categories was Frank Thomas in 1994).
- ◆ Was the only player in the Majors to bat .315 with 100 RBI, 100 R and 100 BB and the first American Leaguer to do so since Miguel Cabrera in 2011...Became the first to boast those numbers in a season before their age-25 campaign since Alex Rodriguez in 2000.
- ◆ Finished the season as one of two American Leaguers to post a .300/.400/.500 slash line (David Ortiz).
- ◆ Joined Ty Cobb (1915) as the only players ever to hit .315, walk 115 times, score 120 runs and steal 30 bases.
- ◆ According to STATS, this year became the second youngest player with 25 HR, 25 SB and 100 BB in a season...Youngest was Trout in 2013.
- ◆ Became the 12th player in American League history to log a 100 R/100 BB/ 100 RBI season prior to their age-25 campaign: Ted Williams (2 times), Troy Glaus (2), Frank Thomas (2), Mickey Mantle (2), Jimmie Foxx (2), Lou Gehrig (2), Alex Rodriguez (1), John Olerud (1), Reggie Jackson (1), Charlie Keller (1) and Babe Ruth (1).

FISH WRAP

After winning his second MVP award in 2016, Trout became the third youngest player all-time to win multiple MVP awards behind only Hal Newhouser and Johnny Bench. - STATS



HOME RUNS

- ◆ Reached the 25 home run mark for the fifth straight season, joining Vladimir Guerrero as only Angels to do so.
- ◆ Tallied 15 home runs in the first half of the season for the fourth consecutive year...Is one of six players all time with four seasons of 15+ homers before the Midsummer Classic before age-25-season or younger: Miguel Cabrera (2004-07), Albert Pujols (2001-04), Alex Rodriguez (1996-00), Orlando Cepeda (1958-62) and Jimmie Foxx (1929-32).

RBI

- ◆ Logged 100th RBI in final at-bat of the season...Eclipsed the 100 RBI mark for the second time in career (111 in 2014).

RUNS

- ◆ Paced the Majors with 123 runs scored...Marked second time in career leading the Majors in runs scored (129 R in 2012) and the fourth time leading the A.L. (2012-14).
- ◆ The 123 runs were the third most ever scored by an Angel in a single season, trailing only Trout's franchise record 129 runs in 2012 and Vladimir Guerrero's 124 runs in 2004.
- ◆ Scored at least 50 runs before the All-Star break for the fifth consecutive season...Joins Alex Rodriguez as the only players to ever accomplish the feat prior to their age-25 season.

TROUT AND TED

After pacing the A.L. in walks and runs scored in both 2013 and 2016, Trout became the first player since Ted Williams to lead his league in both categories multiple times.

WALKS

- ◆ Led the Majors in walks...The 116 walks set a new franchise record, surpassing Tony Phillips' previous mark of 113 in 1995.
- ◆ With 110 walks in 2013, is the 10th player in American League history to record two, 100 walk seasons prior to their age-25 campaign: Rickey Henderson (3 times), Mickey Mantle (3), Ted Williams (3), Troy Glaus (2, with Angels), Frank Thomas (2), Eddie Yost (2), Charlie Keller (2), Jimmie Foxx (2) and Lou Gehrig (2).

SABERMETRICS

- ◆ Posted a Major League leading 10.6 Wins Above Replacement (WAR), the second highest mark of career (10.8 in 2012).
- ◆ Led the American League for the fifth consecutive year, becoming the first player to lead his league WAR for five straight seasons since Babe Ruth.
- ◆ According to *Baseball Reference*, led the league in runs created (148) for the fourth consecutive season...Finished the year leading Jose Altuve (2nd in A.L.) by 13 RC, the largest differential between first and second in A.L. since 2006.



2018 ANGELS



2015

- ◆ Finished in the Top 10 of several of the American League's offensive categories including average (9th), runs (3rd), home runs (T3rd), walks (92, 3rd), OBP (2nd) and slugging (1st)...One of two Angels to ever lead the league in slugging percentage, joining Bobby Grich in 1981 (.543).
- ◆ Finished second in the A.L. MVP race...Garnered 304 points (seven first place votes), 81 points behind Toronto's Josh Donaldson...Marked fourth consecutive season finishing in the Top 2 of the A.L. MVP race...Joined Yogi Berra as the only players to accomplish the feat...Is one of five players to finish second in the MVP vote at least three times during their careers: Stan Musial (4 times), Ted Williams (4), Albert Pujols (4) and Mickey Mantle (3).

HOME RUNS

- ◆ One of 11 American Leaguers to hit 40 home runs in a season prior to their age 24-year-old campaign and first since Troy Glaus did so for the Angels in 2000 (47 HR).
- ◆ Hit 26 home runs prior to the All-Star Break, tying the franchise record...One of six A.L. players with 25 homers before the All-Star break in their age 23-year-old season or younger...2015 marks second season with at least 20 home runs prior to Midsummer Classic, joining Albert Pujols (2001-03), Jose Canseco (1986 and 1988) and Eddie Mathews (1955 & 1953) as the only players to accomplish the feat prior to their age-24-year-old season.
- ◆ He and Albert Pujols were just the fourth pair of teammates to log 25 home runs before the All-Star break and first since Ken Griffey Jr. and Alex Rodriguez did so for the Mariners in 1998.
- ◆ For second straight season, homered in first at-bat of the season (both came vs. Felix Hernandez).

ALL-STAR GAME

- ◆ Tabbed an All-Star for the fourth time in his career (fourth full season)...Went 1-for-3 with a home run, a walk and two runs scored en route to capturing second career All-Star Game MVP award (also, 2014)...Was the first player ever to win the award in consecutive seasons and just the fourth to be named the Midsummer Classic MVP multiple times in their career.
- ◆ Hit sixth leadoff home run in All-Star Game history and first since Bo Jackson in 1989 at Anaheim Stadium...With a single in 2012, a double in 2013, a triple in 2014 and a homer in 2015 (all in his first at-bat of the game), joined Lou Whitaker, George Brett and Ted Williams as the only players to tally an All-Star Game cycle during their career.

FIELDING

- ◆ Played flawless defense in 156 games in center field (1362.2 innings)...Was the first Angels center fielder to play at least 150 games in a single season without committing an error and just the second Halo outfielder to do so (Brian Downing in 1982)...Was the first American League center fielder to accomplish the feat since Curtis Granderson in 2012 and just the fourth (fifth occurrence) to do so since 2000.

MISC

- ◆ One of seven players all time to score 100 runs, tally 40 home runs and steal 10 bases in an age-23-year-old season or younger: Troy Glaus in 2000, Alex Rodriguez in 1999 and 1998, Ken Griffey Jr. in 1993, Jose Canseco in 1988, Reggie Jackson in 1969 and Orlando Cepeda in 1961.
- ◆ Named the American League Player of the Month for July...His 12 homers led the Majors while the 24 RBI were tied for first...12 home runs marked the most hit in a single month in his career and tied a franchise record for home runs in the month of July.

2014

- ◆ Named unanimous winner of American League Most Valuable Player Award as voted on by the Baseball Writers Association of America (BBWAA) after batting .287 (173/602) with 39 doubles, nine triples, 36 home runs, 111 RBI, 83 walks, 16 stolen bases and 115 runs scored with Angels...Third Halo to win the award, joining Vladimir Guerrero (2004) and Don Baylor (1979).
- ◆ Tallied a total of 420 points (all 30 first place votes) and finished 191 votes ahead of second place finisher Victor Martinez...Just 17th unanimous winner (18th occurrence)

MOST HOME RUNS IN A SEASON IN FRANCHISE HISTORY

Player	Year	HR
Troy Glaus	2000	47
Mike Trout	2015	41
Troy Glaus	2001	41
Albert Pujols	2015	40
Vladimir Guerrero	2004	39

ALL-STAR REGISTRY

2-time All-Star Game MVP's

Player	Years
Willie Mays	1963 & 1968
Steve Garvey	1974 & 1978
Gary Carter	1981 & 1984
Cal Ripken Jr.	1991 & 2001
Mike Trout	2014 & 2015

JERSEY BOYS

Trout is one of three players born in the state of New Jersey to win the MVP Award

Player	Year	Club
Joe Medwick	1937	St. Louis Cardinals
Don Newcombe*	1956	Brooklyn Dodgers
Mike Trout	2014	Los Angeles Angels

* Won MVP and Cy Young

TROUT



2018 ANGELS



in MVP voting process (10th in A.L. history) and youngest ever to accomplish the feat.

- ◆ Set career-highs in home runs and RBI while matching a career best in doubles and triples.
- ◆ Ranked in Top 10 in several A.L. offensive categories including, runs (115, 1st), RBI (111, 1st), extra-base hits (84, 1st), triples (9, 3rd), slugging percentage (.561, 3rd), walks (83, 4th), home runs (36, T4th), doubles (39, 6th), OBP (.377, 7th).
- ◆ Just fourth player since 1901 with 115 runs scored, 35 doubles, five triples and 35 home runs in their age-22-year-old season or younger: Alex Rodriguez in 1998, Joe DiMaggio in 1937 and Hal Trosky in 1934.

AWARDS

- ◆ Named to third consecutive All-Star game, fourth A.L. outfielder with three All-Star selections before turning 23, joining Mickey Mantle, Al Kaline and Ken Griffey Jr...Named as Ted Williams Most Valuable Player of Midsummer Classic after 2-for-3 with a double, triple, two RBI and a run scored... Joined Ken Griffey Jr. in 1992 and Ted Williams in 1941 to have multiple extra-base hits in an All-Star Game before turning 23...At 22 years, 342 days old, is second-youngest player to win award, behind only Ken Griffey, Jr. (1992) at 22 years, 236 days...Fourth Angel to win award, joining Leon Wagner (1962), Fred Lynn (1983) and Garret Anderson (2003).
- ◆ Won third consecutive Louisville Silver Slugger Award (for more info, see career summary section).
- ◆ Finished first half of season batting .310 (107/345) with 26 doubles, five triples, 22 home runs, 73 RBI and 65 runs scored...Since 1914, is one of five players to log 25 doubles, 20 home runs and 5 triples before All-Star break: Duke Snider in 1954, Chuck Klein in 1932, Chick Hafey in 1929 and Lou Gehrig in 1927.

Player	Seasons	Club
Maury Wills	1962	Los Angeles Dodgers
Willie McCovey	1969	San Francisco Giants
Steve Garvey	1974	Los Angeles Dodgers
Roger Clemens	1986	Boston Red Sox
Cal Ripken Jr.	1991	Baltimore Orioles
Mike Trout	2014	Los Angeles Angels

HOME RUNS

- ◆ One of eight players (ninth occurrence) in A.L. history to log a 35-homer campaign prior to their age-23 season: Alex Rodriguez (1996 and 1998), Juan Gonzalez (1992), Boog Powell (1964), Ted Williams (1941), Joe DiMaggio (1937), Hal Trosky (1934) and Jimmie Foxx (1930).
- ◆ First Angel with 35-or-more home runs since Vlad Guerrero in 2004.
- ◆ Hit game-tying grand slam in bottom of 8th June 6 off Chris Sale...Marked second career grand slam...Was the second grand slam in club history to tie a game in the 8th inning or later (also, Mark Ryal, Sept. 10, 1987 vs. TEX).
- ◆ Homered in first at-bat of the season...Was 49th home run hit by a Halo on Opening Day...Home run also marked 400th career hit.

RBI

- ◆ Led American League with 111 RBI and established a new career-high (97 RBI in 2013)...Just second Halo to lead league in runs batted in: Don Baylor, 139 in 1979.
- ◆ First Angel with at least 110 RBI since Vlad Guerrero in 2007 (125)...Is one of three Angel center fielders with 100 RBI seasons: Garret Anderson in 2000 (117 RBI) and Jim Edmonds in 1995 (107).

BATTING SECOND

- ◆ Is one of five players all-time with 35 HR and 105 RBI batting 2nd: Eddie Matthews – 46, 114 in 1959; Alex Rodriguez – 38, 114 in 1998; Jay Bell – 38, 111 in 1999 and Aaron Hill – 36, 108 in 2009.
- ◆ One of nine players all-time to drive in 100 runs from the No. 2 slot in the order and first since Aaron Hill's 108 in 2009.

2013

- ◆ Ranked in the A.L. top 10 in several offensive categories including: average (.323, 3rd), hits (190, T4th), runs (109, 1st), doubles (39, T7th), triples (9, 2nd), RBI (97, 9th), walks (110, 1st), slugging (.557, 4th), OBP (.432, 2nd) and stolen bases (33, 8th)...First Major Leaguer to lead league in walks and runs scored since Jeff Bagwell in 1999 with Houston and first A.L. player to do so since Frank Thomas in 1994.
- ◆ Also first player in A.L. history with 25 home runs, 30 stolen bases and 100 walks in a single season.
- ◆ Joined Ty Cobb (1915) and Lenny Dykstra (1993) as only players since 1900 to tally 190 hits, 100 walks and 30 stolen bases in a season.
- ◆ Set a new franchise record by reaching base safely 309 times...Also broke Rickey Henderson's mark (301) for times on base by a player in his age-21 or younger season.
- ◆ Became second-youngest player with 25 home runs and 30 stolen bases in a season...Only other player younger was Trout in 2012.

Player	Years	Hits / Runs / Walks
Jimmie Foxx	1925-1929	372 / 241 / 178
Mel Ott	1926-1930	570 / 359 / 203
Ted Williams	1939-1940	378 / 265 / 203
Mickey Mantle	1951-1953	398 / 260 / 197
Al Kaline	1953-1956	540 / 268 / 175
Ken Griffey Jr.	1989-1991	478 / 228 / 178
Mike Trout	2011-2013	399 / 258 / 186





2018 ANGELS



WALKS

- ◆ Led A.L. in walks with 110...Third-youngest player (22 yrs. 53 days) to lead a league in free passes since 1900: Donie Bush, 1901, 21 yrs., 360 days led the A.L. and Joe Morgan, 1965, 22 yrs., 14 days led the N.L.
- ◆ According to STATS, was the fourth-youngest A.L. player to draw 100 walks trailing only Ted Williams (21 yrs. 23 days in 1939), Rickey Henderson (21 yrs. 259 days in 1980) and Jimmie Foxx (21 years, 341 days in 1929).
- ◆ Joined John McGraw, Jimmie Foxx, Mel Ott, Ted Williams and Rickey Henderson as the only players to collect at least 100 walks in their age-21 or younger season.

RUNS

- ◆ Led the American League in runs scored (109) for the second straight season...Was the first player to lead either league in runs in consecutive campaigns since Albert Pujols in 2009 and 2010 and the first Angel ever to accomplish the feat.

MISC

- ◆ For the second straight season, led the Majors in WAR (Wins Above Replacement)...By Fangraphs WAR, his 10.4 WAR in 2013 and his 10.0 WAR in 2012 make him the eighth player in MLB history to post 10 WAR in back-to-back seasons, joining Ty Cobb, Babe Ruth, Rogers Hornsby, Ted Williams, Mickey Mantle, Willie Mays and Barry Bonds.
- ◆ Finished the first half batting .322 (119/370) with 65 runs scored, 29 doubles, eight triples, 15 HR and 59 RBI... Joined Lou Gehrig (1927), Chuck Klein (1932) and Duke Snider (1954) as the only Major Leaguers since 1916 to have at least 25 doubles, five triples, 15 home runs and 115 hits before the All-Star break.
- ◆ Played 300th career game Aug. 17...Joined Ted Williams and Wade Boggs as the only players since 1935 with at least 360 hits and 150 walks in their first 300 games...Also joined Joe DiMaggio, Ernie Banks, Willie Mays and Nomar Garciaparra as the only Major Leaguers to log 15 triples and 55 home runs in their first 300 tilts.
- ◆ For the second straight season, named by *Baseball America* as the Major League Player of the Year.

2012

- ◆ In voting by BBWAA, named unanimous winner of American League Rookie of Year, becoming just second Angel to win award (Tim Salmon in 1993)...Received all 28 first place votes, making him 18th unanimous selection in history of award and just eighth in A.L. history.
- ◆ Finished 2nd in voting for A.L. Most Valuable Player Award...Received six first-place votes and 281 total points...Highest finish by a rookie in MVP race since Ichiro Suzuki won award in 2001.
- ◆ Finished year in A.L.'s top five in several offensive categories including average (2nd), runs scored (1st, led Majors), steals (1st, led Majors), slugging (.564, 3rd) and on-base percentage (.399, 3rd)...Became first player to hit above .320 with 30 HR and 125 runs scored since Albert Pujols in 2005 and first A.L. player to do so since Manny Ramirez in 1999 (w/ CLE).
- ◆ Became first player in Major League history to steal 45 bases, score 125 runs and hit 30 home runs in a single season...Also is only Major Leaguer to ever hit .320 or above with 30 homers and 45 steals in single campaign...Fell one stolen base shy of joining Barry Bonds and Eric Davis as only players to post a 30 HR/50 SB season.
- ◆ First rookie in M.L. history to record a 30 HR/40 SB season...One of six rookies to hit .320 or above with 30 or more home runs: Hal Trosky - .330, 35 HR in 1934, Ted Williams - .327, 31 HR in 1939, Walt Dropo .322, 34 HR in 1950, Tony Oliva - .323, 32 HR in 1964 and Albert Pujols - .329, 37 HR in 2001.
- ◆ Missed first 20 games of Major League season after starting year with Triple-A *Salt Lake*...Recalled Apr. 28 after batting .403 (31/77) with four doubles, five triples, a home run and 13 RBI in 20 games with Bees.

HOME RUNS

- ◆ His 30 HR from leadoff spot are a new Angels franchise record...Since the start of 1974 season, his 30 home runs were tied with Nomar Garciaparra (30 HR in 1997) for most by a rookie leadoff hitter.
- ◆ With 30th home run (Sept. 30), joined Bobby Bonds (1977) as the only Angels to ever record a 30 HR/40 SB season...Was youngest player to ever reach 30 HR and 30 SBs in a season (age 21).

TROUTSTANDING

Youngest players to hit for cycle in A.L. history

Player	Age	Season	Team
Mike Trout	21 yrs. 288 days	2013	Angels
Alex Rodriguez	21 yrs. 313 days	1997	Mariners
Jim Fregosi	22 yrs. 115 days	1964	Angels

FISH TALE

Prior to Trout's call-up on Apr. 28, the Angels posted a 6-14 record, tied for the 28th-best record in baseball, and were averaging 3.7 runs per game...From Apr. 28 on, the club went 83-59, the second-best record in the A.L. (0.5 GB) and averaged 4.9 runs per game.

TROUT'S CLOUT

Age 20 season batting .320+ with 30 home runs

Player	Season	Average / Home Runs
Mel Ott	1929	.328 / 42 HR
Ted Williams	1939	.327 / 31 HR
Alex Rodriguez	1996	.358 / 36 HR
Mike Trout	2012	.326 / 30 HR



2018 ANGELS



RUNS

- ◆ Led Majors with 129 runs...Became youngest player ever to lead A.L. in runs (21 years, 57 days).
- ◆ With his 125th run scored Sept. 28, set a new Angels single-season record, passing Vladimir Guerrero's mark of 124 runs in 2004.
- ◆ Had a streak of 15 consecutive games with a run scored from July 5-23...Tied longest such streak by a MLB rookie, set by Roy Hartsfield with Boston Braves in 1950 – ELIAS.

RUN, ROOKIE!			
Most runs scored by an A.L. rookie			
Player	Runs	Games	Year
1. Joe DiMaggio	132	138	1936
2. Ted Williams	131	149	1939
3. Mike Trout	129	136	2012

STOLEN BASES

- ◆ With his 49 stolen bases, became first Halo to lead Majors in steals since Chone Figgins' 62 in 2005...On Aug. 23, became youngest player to steal at least 40 bases in a season since Ty Cobb in 1907.
- ◆ Successful in 49 of 54 stolen base attempts (90.7%)...90.7% success rate is tops in franchise history (min. 50 attempts).

DEFENSE

- ◆ Posted .988 fielding percentage in outfield, including a .993 showing in center...Robbed approximately four home runs in 2012, becoming one of four players since 2004 to have four robberies in a season: Nook Logan (2005 Tigers), Gary Matthews Jr. (2006 Rangers) and Adam Jones (2009 Orioles)...According to FanGraphs, saved 22 runs on defense which ranked fifth in Majors.

PRE-ALL-STAR BREAK

- ◆ Hit .341 (88/258) with 15 doubles, 12 home runs, 40 RBI and 26 stolen bases in 64 games before All-Star break... Finished first half of season leading A.L. in average...According to ELIAS, was the first A.L. rookie to lead league in average at the break since Jim Gentile in 1960 (.328).
- ◆ Became first player in franchise history to steal 25 bags and hit 10 home runs before break.

MISC

- ◆ According to Baseball-Reference.com, his 10.7 Wins Above Replacement (WAR) was best for any player since Barry Bonds' back-to-back seasons of 11.6 (2001-03)...Only three players 25 or younger posted a better WAR: Babe Ruth - 11.6 in 1920 (age 25), Lou Gehrig - 11.5 in 1927 (age 24), Mickey Mantle - 11.1 in 1957 and 11 in 1956 (age 24 and 25)...The last center fielder to post a WAR 10.5 or higher was Willie Mays with 10.9 in 1965.
- ◆ Hit .353 with 18 HR and 31 stolen bases by the end of July, joining Rickey Henderson (.352, 16 HR, 47 SB in 1985) as only two players in Major League history to hit .350 or above with 15+ HR and 30 or more SB before Aug. 1.
- ◆ Set A.L. record for July home runs by a rookie (10).
- ◆ After his first 81 games of season (on July 31), had scored 80 runs and driven in 55 RBI...The last rookie to do so was Joe DiMaggio (87, 83) in 1936 – ELIAS...Only one other player since 1920 has had as many hits (116), RBI (55) and SBs (31) in his first 81 games of a season as Trout has had through his first 81 - George Sisler in 1922 – ELIAS.

AWARDS

- ◆ Honored by *Baseball America* as its 2012 Player of Year and Rookie of Year...Became first player to win both awards in same season, and first Angel to win either award.
- ◆ Voted by his teammates as Club's team MVP...Joins Bobby Knoop (1964), Tim Salmon (1993) and Mark Trumbo (2011) as only rookies ever to win award.
- ◆ Participated in his first career All-Star Game July 10, going 1-for-1 with a walk and a stolen base...Became youngest player to collect a hit in an All-Star Game since Al Kaline in 1955...Was seventh-youngest A.L. position player in history of the Midsummer Classic, including fifth-youngest A.L. All-Star outfielder – ELIAS.
- ◆ Named both A.L. Player of the Month and Rookie of the Month for July...First A.L. position player to win both awards in same month.
- ◆ Received American League Rookie of Month honors in May, June, July and August...Was first rookie to ever win award in four consecutive months and first to receive honors four times in a season since Ichiro Suzuki in 2001.
- ◆ Nominated for *Sports Illustrated's* Sportsman of the Year.

PRIZED TROUT

Notable awards for Trout in 2012...

A.L. Rookie of the Year	Angels Team MVP	A.L. All-Star
Louisville Silver Slugger	<i>Baseball America's</i> Player of the Year	<i>Baseball America's</i> Rookie of the Year
Oscar Charleston Award (A.L.)	A.L. Outstanding Rookie - Player's Choice Awards	<i>Sporting News's</i> A.L. Rookie of the Year
BBWAA's Angels Team MVP	MLBPAA overall Heart and Hustle Award recipient	Wilson's Defensive Player of the Year
A.L. Player of the Month for July	A.L. Rookie of the Month - May, June, July & Aug.	Co-A.L. Player of the Week (June 10)



2018 ANGELS



2011

- ◆ Had contract selected by **Angels** July 8 and made MLB debut as starting center fielder (0/3) that evening...At age 19 years, 335 days, was youngest player to make big league debut for Angels since May 30, 1971, when Andy Hassler debuted at age 19 years, 224 days...Bunt single off M. Pineda in third inning July 9 vs. Seattle marked first Major League hit...RBI single in 6th July 15 at Oakland marked first career RBI...Hit first M.L. HR (3-run) July 24 at Baltimore in front of several family members and friends in attendance from New Jersey...Two weeks shy of his 20th birthday, became third teenager to homer for Angels, joining Ed Kirkpatrick and Aurelio Rodriguez.
- ◆ Hit 20 home runs Aug. 30 at Seattle (2/4, 3 R, 2 HR, 5 RBI)...At 20 years and 23 days old, became youngest Angel with two HR in a game (previously Tom Brunansky at 20 years, 234 days in 1981).
- ◆ Participated in the Arizona Fall League after season.

POSTSEASON SUMMARY

- ◆ Made postseason debut in **2014** vs. Kansas City...Started all three games in center field...Went 1-for-12 (.083) with a home run, RBI and a run scored...Connected for solo home run in the first inning of Game 3...Gave the Angels their only lead of series...At 23 years, 59 days old, became youngest Angel to homer in the postseason, surpassing Dick Schofield's previous mark of 23 years, 323 days (homered in Game 3 of the ALCS vs. Baltimore).

DIVISION SERIES TOTALS

Year	Club, Opp	AVG	G	AB	R	H	2B	3B	HR	RBI	SH	SF	HBP	BB	IBB	SO	SB	CS	GDP	SLG	OBP	E
2014	LAA, KC	.083	3	12	1	1	0	0	1	1	0	0	0	3	0	2	0	1	0	.333	.267	0

NOTABLE MINOR LEAGUE AWARDS AND HONORS

- ◆ **2011** *Baseball America's* 2011 Minor League Player of Year...*Sporting News* Minor League Player of the Year...*Tops* Double-A All-Star...Texas League Mid-Season and Post-season All-Star...MiLB.com Organizational All-Star...Arizona League Rising Stars Game...*Baseball America* Minor League All-Star...MLB Futures Game Selection.
- ◆ **2010** Midwest League Most Valuable Player...Prospect of the Year of both the California and Midwest Leagues...Midwest League Mid-Season and Post-season All-Star...MiLB.com Organizational All-Star...*Baseball America* Minor League All-Star...MLB Futures Game Selection...*Tops* Class-A All-Star...Selected to USA Baseball roster for the Pan American Games/World Cup Qualifying Tournament.
- ◆ **2009** Arizona League Post-Season All-Star.

CAREER TRANSACTIONS

- ◆ June 9, 2009...Selected by the **Angels** in the 1st round (25th overall) of the First Year Player Draft.
- ◆ Mar. 28, 2014....Signed six-year extension with the **Angels**.

PERSONAL/MISC

- ◆ Michael Nelson Trout...On Twitter: @MikeTrout
- ◆ Was the focal point in MLB Network Presents documentary series, *Mike Trout: Millville to MVP*, which debut in April 2017.
- ◆ Is an avid hunter in offseason...Also enjoys fishing, golfing, table tennis player (ping-pong) and weather forecasting.
- ◆ Became the new ambassador of Big Brothers Big Sisters of Orange County in January 2016...His primary focus is on educating the community about the impact of Big Brothers Big Sisters one-to-one youth mentoring programs as well as lending his support to enhance volunteer recruitment efforts, including social media advocacy, marketing and fundraising opportunities.
- ◆ Activate participant in the Angels Baseball Foundation's monthly visits to the Children's Hospital of Orange County.
- ◆ Has appeared on the cover of several major publications including *Men's Health*, *Sports Illustrated* & *ESPN The Magazine*
- ◆ On July 24, 2015, the Club unveiled a life-size bobblehead of Trout to commemorate his MVP Award...The bobblehead currently sits on the Terrace Level near sections 221.
- ◆ In 2014, President Obama referred to Trout during a speech discussing the versatility of the farm bill..."It's like Mike Trout, for those of you who know baseball. It's somebody who's got a lot of tools and multitasks."
- ◆ During the 2014 season, Nike debuted the Nike Lunar Vapor Trout...Is just the second baseball player to have their own signature Nike shoe, joining Ken Griffery Jr....Company released the second edition in 2015, third in 2016 and fourth in 2017.
- ◆ Had scholarship to East Carolina University before being drafted by Angels...Switched from shortstop to outfield as a senior at Millville H.S. in New Jersey...Set the New Jersey high school record with 18 home runs as a senior...Tossed a no-hitter against Egg Harbor Township...At one point during career, tried to switch hit...Was an All-Conference basketball player and was the high school's quarterback and safety...In 2013, high school renamed their baseball field after him.
- ◆ Father Jeff played in Twins farm system after being drafted by Minnesota in the 5th round out of the University of Delaware...Prior to his retirement, Jeff Trout taught and coached football at Millville H.S.
- ◆ Originally signed by Angels scout Greg Morhardt...Morhardt played in minor leagues with Jeff Trout...Only player to appear at the MLB Network studios for 2009 draft.

TROUT



2018 ANGELS



MISCELLANEOUS STATS

TWO-HR GAMES (10)

Sept. 29, 2017 vs. Seattle
 July 26, 2015 vs. Texas
 Apr. 17, 2015 at Houston
 Aug. 30, 2011 at Seattle

Aug. 19, 2017 at Baltimore
 July 8, 2015 at Colorado
 Sept. 13, 2014 vs. Texas

Sept. 17, 2015 at Minnesota
 July 10, 2015 at Seattle
 June 17, 2014 at Cleveland

CAREER GRAND SLAMS (4)

Sept. 17, 2015 at Minnesota
 Apr. 20, 2013 vs. Detroit

July 26, 2015 vs. Texas

June 7, 2014 vs. Colorado

CAREER LEADOFF HOME RUNS (5)

Sept. 28, 2012 at Texas
 Aug. 8, 2012 vs Boston

Sept. 9, 2012 vs Detroit
 Aug. 18, 2012 vs Tampa Bay

Sept. 8, 2012 vs Detroit

CAREER WALK-OFF HITS / RBI (3)

July 17, 2015 vs. BOS (Solo HR; 9th)

July 4, 2014 vs. HOU (Solo HR; 9th)

May 15, 2014 vs. TB (3-run HR; 9th)

ALL-STAR GAME RECORD

Year	Club, Site	AVG	G	AB	R	H	2B	3B	HR	RBI	SH	SF	HBP	BB	IBB	SO	SB	CS	GDP	SLG	OBP	E	
2012	—A.L., KC	1.000	1	1	0	1	0	0	0	0	0	0	0	1	0	0	1	0	0	1.000	1.000	0	
2013	—A.L., NYM	.333	1	3	0	1	1	0	0	0	0	0	0	0	0	0	0	0	0	1	.667	.333	0
2014	—A.L., MIN	.667	1	3	1	2	1	1	0	2	0	0	0	0	0	0	0	0	0	1.667	.667	0	
2015	—A.L., CIN	.333	1	3	2	1	0	0	1	1	0	0	0	1	0	1	0	0	0	1.333	.500	0	
2016	—A.L., SD	.333	1	3	0	1	0	0	0	0	0	0	0	0	0	1	0	0	0	.333	.333	0	
2017	—A.L., SD	--DID NOT PLAY DUE TO INJURY--																					
TOTALS		.462	5	13	3	6	2	1	1	3	0	0	0	2	0	2	1	0	1	1.000	.533	0	

CAREER FIELDING

POS	PCT	G	PO	A	E	TC	DP
OF	.993	883	2203	26	16	2245	4

TROUT'S CAREER HIGHS

SEASON		GAME	
AVG	.326 — 2012	H	4 — 14 times; last, 8/30/17 at OAK
H	190 — 2013	HR	2 — 10 times; last, 9/29/17 vs. SEA
R	129 — 2012	R	4 — 2 times; last, 8/30/17 vs. OAK
2B	39 — 2014 & 2013	2B	2 — 18 times; last, 9/2/17 at TEX
HR	41 — 2015	RBI	5 — 6 times; last, 9/17/15 at HOU
RBI	111 — 2014	SB	3 — 3 times; last, 8/6/12 at OAK
SB	49 — 2012	Hit Streak	17 — Apr. 17 - May 5, 2017

WAR REPORT

Since 2012, **Mike Trout** leads all MLB players in Baseball-Reference.com WAR at 54.6, with Josh Donaldson a distant second at 37.6.

Trout has led A.L. in Wins Above Replacement in five of the last six seasons. He also is one of six players since the end of World War II with multiple 10-WAR seasons, joining Willie Mays, Barry Bonds, Mickey Mantle, Cal Ripken and Carl Yastrzemski.

STATS LLC



2018 ANGELS



JUSTIN UPTON

OF

8

OPENING DAY AGE: 30

BIRTHPLACE: Norfolk, VA

MARRIED: Ashley Borrer, Jan. 10, 2015

ACQUIRED: From Detroit in exchange for a PTBNL (RHP Elvin Rodriguez) and RHP Grayson Long, Aug. 31, 2017

SIGNED THRU: 2022

BORN: Aug. 25, 1987

RESIDES: Scottsdale, AZ

CHILDREN: Sydnee

MLB SERVICE: 10 years, 60 days

HEIGHT: 6-2

WEIGHT: 205

BATS: RIGHT

THROWS: RIGHT

UPTON'S LIFETIME PLAYING RECORD

Year	Club	AVG	G	AB	R	H	2B	3B	HR	RBI	SH	SF	HP	BB	IBB	SO	SB	CS	GDP	OBP	SLG	E
2006	—South Bend	.263	113	438	71	115	28	1	12	66	0	6	5	52	3	96	15	7	6	.343	.413	6
2007	—Visalia	.341	32	126	27	43	6	2	5	17	0	2	3	19	1	28	9	4	2	.433	.540	3
	Mobile	.309	71	259	48	80	17	4	13	53	0	5	5	37	3	51	10	7	6	.399	.556	5
	ARIZONA	.221	43	140	17	31	8	3	2	11	0	0	1	11	4	37	2	0	3	.364	.283	5
2008	—ARIZONA	.250	108	356	52	89	19	6	15	42	0	3	4	54	6	121	1	4	3	.463	.353	11
	Tucson (1)	.279	15	61	13	17	3	1	3	10	0	0	0	7	0	26	2	0	0	.353	.508	2
2009	—ARIZONA	.300	138	526	84	158	30	7	26	86	1	4	2	55	3	137	20	5	10	.532	.366	12
	Visalia (1)	.250	2	8	1	2	0	0	1	6	0	0	0	1	0	3	1	0	0	.333	.625	0
2010	—ARIZONA	.273	133	495	73	135	27	3	17	69	1	7	4	64	5	152	18	8	20	.442	.356	4
2011	—ARIZONA	.289	159	592	105	171	39	5	31	88	0	4	19★	59	9	126	21	9	8	.529	.369	13
2012	—ARIZONA	.280	150	554	107	155	24	4	17	67	0	6	5	63	5	121	18	8	7	.430	.355	5
2013	—ATLANTA	.263	149	558	94	147	27	2	27	70	1	4	5	75	4	161	8	1	12	.464	.354	4
2014	—ARIZONA	.270	154	566	77	153	34	2	29	102	0	8	6	60	1	171	8	4	10	.491	.342	8
2015	—SAN DIEGO	.251	150	542	85	136	26	3	26	81	0	5	4	68	5	159	19	5	10	.454	.336	3
2016	—DETROIT	.246	153	570	81	140	28	2	31	87	0	2	4	50	3	179	9	4	15	.465	.310	4
2017	—DETROIT	.279	125	459	81	128	37	0	28	94	0	1	3	54	2	147	10	5	6	.362	.542	4
	LAA	.245	27	98	19	24	7	0	7	15	0	0	0	17	1	33	4	0	3	.357	.531	1
MAJOR TOTALS		.269	1489	5456	875	1467	306	37	256	812	3	44	57	633	48	1544	138	53	107	.479	.348	77
A.L. TOTALS		.259	305	1127	181	292	72	2	66	196	7	0	7	124	6	124	23	9	24	.335	.502	9
N.L. TOTALS		.271	1184	4329	694	1175	234	35	190	616	3	41	50	509	42	1185	115	44	83	.352	.473	68
MINOR TOTALS		.288	233	892	160	257	54	8	34	152	0	13	13	116	7	204	37	18	14	.373	.481	16

★ led or tied for league lead

Disabling Injuries: 2009 — Right ribcage muscle strain; disabled Aug. 6-26.
2008 — Left oblique muscle strain; disabled July 9-Aug. 29.

2017 SEASON

- ◆ Acquired by the **Angels** from the **Tigers** Aug. 31 for a Player To Be Named Later (RHP Elvin Rodriguez) and RHP Grayson Long...Combined between the two Clubs to establish career highs in doubles (44), home runs (35), RBI (109), extra-base hits (79), slugging percentage (.542) and OPS (.904).
- ◆ Among A.L. leaders, finished in the Top 10 in RBI (4th), extra-base hits (4th), doubles (T4th), runs (T7th), home runs (9th), slugging pct. (7th) and OPS (8th)...Was the first American League left fielder with 35 home runs, 100 RBI and 100 runs scored since Jason Bay in 2009.
- ◆ In 27 games with the Halos, hit seven home runs with 15 RBI and 19 runs scored...Led the Angels in homers following acquisition...Was first Halo left fielder to hit seven or more home runs in a season since Josh Hamilton (10 HR) in 2014.
- ◆ Won third career Louisville Silver Slugger Award® (2011 and 2014)...Was the first Angels outfielder to win the award other than Trout since Torii Hunter in 2009.
- ◆ Named a finalists for the Rawlings Gold Glove Award® in left field after posting a .976 fielding percentage (8 errors/335 total chances)...Nine outfield assists were tied for third by an American League left fielder.

CAREER SUMMARY

- ◆ 11-year Major League veteran enters first full season with the Angels.
- ◆ Selected to the National League All-Star team three times (2009, 2011, 2015)...Three-time Silver Slugger Award recipient: 2011 with Arizona, 2014 with Atlanta and 2017 with the Tigers/Angels.
- ◆ Named the National League Player of the Month twice in career: May 2009 and April 2013.
- ◆ Hit 250th career home run Sept. 13, 2017 vs. Houston...One of 24

FOUR-CAST

Seasons with 25 doubles and 25 homers (since 2011)

Player	Seasons
Jay Bruce	6
Adam Jones	6
Mike Trout	6
Justin Upton	6



2018 ANGELS



active players with at least 250 career home runs and one of 18 to log 250 since the start of the 2008 campaign.

- ◆ Made Major League debut with Arizona Aug. 2, 2007 vs. San Diego...Tallied first hit Aug. 4 at Los Angeles (N.L.) and first home run Aug. 7 vs. Pittsburgh.

MAJOR LEAGUE SUMMARY

2016

- ◆ Tied a then career-best with 31 home runs during first season with the **Tigers**...Marked second career 30-home run campaign and sixth 25+ home run season.
- ◆ Connected for 200th career home run July 18 vs. Minnesota...Was the 10th active player to reach 200 homers in his age-28 season: Adrian Beltre, Ryan Braun, Jay Bruce, Miguel Cabrera, Prince Fielder, Albert Pujols, Alex Rodriguez, Giancarlo Stanton, and Mark Teixeira.
- ◆ Named A.L. Co-Player of the Week for period ending Sept. 25...Hit .400 (10/25) with three home runs and six RBI...Marked fourth career Player of the week honors.
- ◆ Led the American League with 12 home runs in September...The 12 homers were the most by a Tiger in the month of September since Hank Greenberg hit 16 in Sept. 1946.

2015

- ◆ In first season with **San Diego**, was tabbed as a National League All-Star for the third time in career...Tallied a hit and a stolen base in the Midsummer Classic and joined Tony Gwynn as the only Padres with a hit a steal in the All-Star Game.
- ◆ Led the Club in runs scored (85), home runs (26), walks (68) and stolen bases (19)...Was the third Padre to lead the team in both home runs and steals: Reggie Sanders in 1999 and Dave Winfield in 1976.
- ◆ Hit .283 (60/212) following the All-Star break, the highest mark by any N.L. shortstop (min. 175 AB).
- ◆ Logged 600th career RBI Aug. 21 vs. St. Louis.

2014

- ◆ Received second career Silver Slugger Award during second season with **Atlanta**...Finished the season second in the National League in RBI (102), tied for fourth in home runs (29), sixth in slugging (.491) and seventh in total bases (278).
- ◆ Named National League Player of the Week for the period ending Apr. 13...Hit .591 (13/22) with eight runs scored, four home runs and eight RBI.
- ◆ Tallied 1,000th hit of career and 500th career RBI with a fourth-inning home run Aug. 10 vs. Washington.
- ◆ On Sept. 27, he and brother Melvin became the first pair of brother teammates to homer and notch an outfield assist in the same game.

2013

- ◆ In first season with the **Braves**, ranked tied for fourth in the N.L. with 27 home runs while his 75 walks were good for seventh.
- ◆ Combined to homer in the same game with brother Melvin three different times...Were the fifth set of brothers to homer as teammates in the same game at least three different times.
- ◆ Hit five home runs in first five games as a Brave...Per Elias, was the first player ever with five home runs in his first five games with a team.
- ◆ Named National League Player of the Month in April after batting .298 (28/94) with 22 runs score and an N.L. leading 12 home runs.

2012

- ◆ Completed sixth and final season with **Arizona**, setting a new career high with 107 runs scored...The 107 runs ranked second in the National League.
- ◆ Connected for 100th career home run Aug. 3 at Philadelphia...Became the fifth player in Diamondbacks history to tally 100 homers, joining Steve Finley, Luis Gonzalez, Mark Reynolds and Chris Young...Brother Melvin also hit 100th home run of the same evening...Became the sixth pair of brothers to reach the 100-homer plateau: Roberto and Sandy Alomar Jr., Bret and Aron Boone, Ken and Clete Boyer, Joe and Vince DiMaggio and Bob and Irish Meusel.

2011

- ◆ In fifth season with the **Diamondbacks**, was tabbed as a National League All-Star for the second time in career...Finished fourth in the N.L. MVP vote (Ryan Braun).
- ◆ Captured first Louisville Silver Slugger Award and was named to *The Sporting News* N.L. All-Star Team.
- ◆ Logged a career-best 31 home runs to become just the 10th player in franchise history to reach the 30-homer mark...Finished in the National League's top 10 in several categories, including doubles (39, 2nd), runs scored (105, T3rd), extra-base hits (75, T3rd), home runs (9th) and slugging (.529, 1st).
- ◆ Became the 15th player all time to record 20 steals and 30 home runs prior to age-24 season...He and brother Melvin were the first set of brothers to reach the 20 HR/20 SB mark in the same season.
- ◆ Won first career N.L. Player of the Week Award for the period ending June 19 after batting .552 (16/29) with a home run and seven RBI...Shared N.L. Player of the Week honors with Cameron Maybin for the period ending July 24.

2010

- ◆ Played in 133 games in fourth season with **Arizona**...Named the Diamondbacks' nominee for the Roberto Clemente Award.
- ◆ Recorded a career-best .985 fielding percentage after committing just four errors...Had a career-best, 47-game errorless streak from Apr. 23-June 16.





2018 ANGELS



2009

- ◆ In third big league season (first full) with **Arizona**, set career-highs in batting average (.300), slugging percentage (.532) and triples (7).
- ◆ Joined Orlando Cepeda (1959) as the only player in MLB history to hit at least .300 with 25 home runs, 80 RBI and 20 stolen bases in a season prior to their age-22 season.
- ◆ Named for first career All-Star Team after batting .301 (95/316) with 19 doubles, five triples, 16 home runs and 51 RBI in the first half of the season.
- ◆ Named the National League Player of the Month for May after batting .373 (41/110) with 25 runs scored, eight doubles, four triples, seven home runs and 21 RBI.
- ◆ Placed on the disabled list Aug. 6-26 with a right rib cage muscle strain.

2008

- ◆ Limited to 108 games in second season with the **Diamondbacks** but was the youngest player in franchise history to tally 15 doubles and 15 home runs in a season.
- ◆ Logged five home runs through the Club's first 11 games...Only third player in Major League history under 21 to turn the trick.
- ◆ Placed on the D.L. from July 9-Aug. 29 with a left oblique muscle strain.

2007

- ◆ Appeared in 103 games between Double-A **Mobile** and Single-A **Visalia** before making Major League debut with **Arizona** Aug. 2 in San Diego...At 19 years, 342 days, was the youngest Diamondback to ever appear in a game.
- ◆ Tallied first hit Aug. 4 at Los Angeles (N.L.)...Hit first home run Aug. 7 vs. Pittsburgh and finished a single shy of becoming the youngest player in Major League history to hit for the cycle.

POSTSEASON EXPERIENCE

- ◆ Has made appearances in three different postseasons, going 11-for-48 (.229) with two doubles, a triple, two home runs and four RBI...In **2013**, started in all four of Atlanta's games during the Division Series against the Dodgers, batting .143 (2/14) with a double and four walks...During the **2011** NLDS vs. Milwaukee, went 4-for-20 (.200), including his first two career postseason home runs...Homered in Game 2 and Game 5 in Milwaukee...Made postseason debut with the Diamondbacks in 2007 at age 20...Went 3-for-5 (.600) with an RBI in Arizona's Division Series win over the Cubs...Batted .222 (2/9) with a double and triple in four games during the NLCS vs. Colorado.

DIVISION SERIES TOTALS

Year	Club_Opp	AVG	G	AB	R	H	2B	3B	HR	RBI	SH	SF	HBP	BB	IBB	SO	SB	CS	GDP	SLG	OBP	E
2007—ARI, CHC		.600	2	5	2	3	0	0	0	1	0	0	0	3	0	0	1	0	0	.600	.750	0
2011—ARI, MIL		.200	5	20	3	4	0	0	2	3	0	0	0	3	0	6	0	0	0	.500	.304	0
2013—ATL, LAD		.600	2	5	2	3	0	0	0	1	0	0	0	3	0	0	1	0	0	.600	.750	0
Totals		.231	11	39	7	9	1	0	2	4	0	0	0	10	0	10	1	0	0	.410	.388	0

CHAMPIONSHIP SERIES TOTALS

Year	Club_Opp	AVG	G	AB	R	H	2B	3B	HR	RBI	SH	SF	HBP	BB	IBB	SO	SB	CS	GDP	SLG	OBP	E
2007—ARI, CHC		.222	4	9	0	2	1	1	0	0	0	0	2	0	0	3	0	0	0	.556	.364	0

NOTABLE MINOR LEAGUE AWARDS AND HONORS

- ◆ **2007** *USA Today's* Minor League Player of the Year...*Baseball America* Minor League and Double-A All-Star...*Baseball America's* California League and Southern League Top Prospect...Southern League's Mid-Season and Post-Season All-Star...California League Player of the Week (Apr. 29)...Southern League Player of the Week (June 3).
- ◆ **2006** Midwest League Mid-Season All-Star...Ranked as Arizona's No. 1 prospect and baseball's ninth-best prospect by *Baseball America*.

CAREER TRANSACTIONS

- ◆ June 7, 2005...Selected by the **Diamondbacks** in the 1st round (1st pick) of the First Year Player Draft.
- ◆ Mar. 3, 2010...Signed a five-year contract with the **Diamondbacks**.
- ◆ Jan. 24, 2013...Acquired by the **Braves** along with INF Chris Johnson from the **Diamondbacks** for INF Nick Ahmed, RHP Randall Delgado, INF Brandon Drury, OF Martin Prado and RHP Zeke Spruill.
- ◆ Dec. 19, 2014...Acquired by the **Padres** along with RHP Aaron Northcraft from the **Padres** in exchange for INF Dustin Peterson, LHP Max Fried, INF Jace Peterson and OF Mallex Smith.
- ◆ Jan. 20, 2016...Signed a six-year contract with the **Tigers**.
- ◆ Aug. 31, 2017...Acquired by the **Angels** from the Tigers for a PTBNL (RHP Elvin Rodriguez) and RHP Grayson Long.
- ◆ Nov. 2, 2017...Signed a five-year contract with the **Angels**.

PERSONAL/MISC

- ◆ Justin Irvin Upton...On Twitter: @JUST_JUP
- ◆ Originally signed by Diamondbacks scout Greg Lonigro.
- ◆ Brother Melvin has played 12 years in the Majors, last appearing in 2016 with San Diego and Toronto...Teammates with his brother in Atlanta in 2013 and 2014 and 2015 in San Diego...Melvin was originally drafted second overall by the

UPTON



2018 ANGELS



Tampa Bay Rays in 2002, becoming the highest drafted brothers in baseball history...Father Manny played baseball and football at Norfolk State.

- ◆ Played high school baseball at Great Bridge...Childhood friends with Ryan Zimmerman and David Wright.

MISCELLANEOUS STATS

TWO-HR GAMES (16)

Sept. 23, 2017 at HOU
 Sept. 16, 2016 at CLE
 Aug. 26, 2015 at WAS
 Apr. 10, 2014 vs. NYM
 July 27, 2011 at SD
 May 6, 2009 at SD

Sept. 16, 2017 vs. TEX
 Aug. 21, 2016 vs. BOS
 May 17, 2015 vs. WAS
 Aug. 1, 2013 vs. COL
 June 21, 2010 vs. NYY

Aug. 18, 2017 vs. LAD
 June 20, 2016 vs. SEA
 Apr. 25, 2015 vs. LAD
 Apr. 26, 2013 vs. CHC
 May 20, 2009 (2) at FLA

CAREER GRAND SLAMS HOME RUNS (7)

Aug. 4, 2017 at BAL
 May 24, 2015 at LAD
 June 2, 2009 at LAD

July 30, 2017 vs. HOU
 May 17, 2013 vs. LAD

June 11, 2017 at BOS
 July 23, 2011 vs. COL

CAREER WALK-OFF HITS / RBI (10)

Aug. 12, 2017 vs. MIN (2-run HR; 9th)
 Apr. 11, 2014 vs. WAS (RBI single; 10th)
 June 16, 2011 vs. SF (Solo HR; 10th)
 May 5, 2011 vs. COL (RBI single; 11th)

June 4, 2017 vs. CWS (3-run HR; 9th)
 Aug. 16, 2013 vs. WAS (Solo HR; 10th)
 June 1, 2011 vs. FLA (RBI single; 9th)

June 20, 2016 vs. SEA (Solo HR; 12th)
 Apr. 6, 2013 vs. CHC (Solo HR, 9th)
 May 18, 2011 vs. ATL (RBI single; 11th)

ALL-STAR GAME RECORD


Year	Club, Site	AVG	G	AB	R	H	2B	3B	HR	RBI	SH	SF	HBP	BB	IBB	SO	SB	CS	GDP	SLG	OBP	E
2009	—N.L., StL	.000	1	2	0	0	0	0	0	0	0	0	0	0	0	0	0	0	0	.000	.000	0
2011	—N.L., ARI	.000	1	2	0	0	0	0	0	0	0	0	0	0	0	0	0	0	0	.000	.000	0
2015	—N.L., CIN	1.000	1	1	0	1	0	0	0	0	0	0	0	0	0	0	1	0	0	1.000	1.000	0
2017	—A.L., MIA	.500	1	2	0	1	0	0	0	0	0	0	0	0	0	1	0	0	0	.500	.500	0
TOTALS		.286	4	7	0	2	0	0	0	0	0	0	0	0	0	1	1	0	0	.286	.286	0

CAREER FIELDING

POS	PCT	G	PO	A	E	TC	DP
OF	.974	1459	2801	52	77	2930	7

UPTON'S CAREER HIGHS

SEASON	GAME
AVG	.300 — 2009
H	171 — 2011
R	107 — 2012
BB	75 — 2013
2B	44 — 2017
HR	35 — 2017
RBI	109 — 2017
SB	21 — 2011
H	5 — 2 times; last, 5/30/11 vs. FLA
HR	2 — 16 times; last, 9/23/17 at HOU
R	4 — 2 times; last, 6/21-10 vs. NYY
BB	4 — 5/6/15 vs. SF
2B	2 — 25 times; last, 9/15/17 vs. TEX
RBI	6 — 5 times; last, 7/30/17 vs. HOU
SB	2 — 4 times; last, 5/1/15 vs. COL
Hit Streak	18 — Apr. 24 - May 11, 2009





2018 ANGELS



LUIS VALBUENA

INF

18

OPENING DAY AGE: 32

BIRTHPLACE: Sucre, Zulia, VZ

ACQUIRED: Signed as a Major League free agent, Jan. 24, 2017

SIGNED THRU: 2018

BORN: Nov. 30, 1985

RESIDES: Sucre, Zulia, VZ

MLB SERVICE: 7 years, 148 days

HEIGHT: 5-11

WEIGHT: 215

BATS: LEFT

THROWS: RIGHT

VALBUENA'S LIFETIME PLAYING RECORD

Year	Club	AVG	G	AB	R	H	2B	3B	HR	RBI	SH	SF	HP	BB	IBB	SO	SB	CS	GDP	OBP	SLG	E
2003	Mariners (VSL)	.228	50	167	26	38	11	4	1	22	3	3	5	20	0	25	3	3	0	.359	.323	5
2004	Mariners (VSL)	.361	61	216	44	78	24	6	2	34	2	2	7	27	0	15	11	9	0	.556	.444	2
2005	Everett	.261	74	287	47	75	10	3	12	51	1	4	2	31	0	37	14	6	3	.443	.333	8
	Tacoma	.000	3	4	0	0	0	0	0	0	0	0	0	1	0	2	0	0	0	.000	.200	0
2006	Wisconsin	.286	89	325	45	93	16	6	3	38	1	2	1	44	0	44	21	7	8	.400	.371	8
	Inland Empire	.252	43	163	18	41	10	1	2	10	3	0	1	14	2	26	1	3	5	.362	.315	3
2007	West Tenn.	.239	122	444	55	106	23	3	11	44	6	6	1	48	2	83	10	6	9	.378	.311	13
2008	West Tenn.	.304	70	240	43	73	12	2	9	40	4	2	0	31	0	37	8	4	4	.483	.381	4
	Tacoma	.302	58	212	41	64	9	0	2	20	6	0	0	28	0	32	10	4	1	.373	.383	5
	SEATTLE	.245	18	49	6	12	5	0	0	1	0	0	1	4	0	11	0	0	0	.347	.315	0
2009	Columbus	.321	22	78	15	25	4	2	3	13	1	0	0	16	0	13	3	3	0	.538	.436	1
	SEATTLE	.250	103	368	52	92	25	3	10	31	2	2	0	26	0	83	2	3	8	.416	.298	11
2010	Columbus	.313	25	96	23	30	8	1	6	20	2	1	1	19	0	21	2	0	2	.604	.427	2
	CLEVELAND	.193	91	275	22	53	12	0	2	24	2	2	3	28	1	61	1	2	5	.258	.273	10
2011	Columbus	.302	113	420	64	127	22	0	17	75	1	3	2	46	1	96	6	3	8	.476	.372	9
	CLEVELAND	.209	17	43	4	9	0	0	1	1	0	0	0	1	0	9	1	0	0	.279	.227	0
2012	Iowa	.303	58	211	38	64	17	1	8	31	0	6	1	28	1	50	1	1	3	.507	.378	5
	CHICAGO-NL	.219	90	265	26	58	20	0	4	28	0	2	0	36	1	55	0	2	6	.340	.310	7
2013	Cubs (AZL)	.714	2	7	2	5	2	0	0	3	0	0	0	1	0	1	1	0	0	1.000	.750	0
	Kane County	.333	1	3	0	1	0	0	0	0	0	0	0	1	0	0	0	0	0	.333	.500	0
	CHICAGO-NL	.218	108	331	34	72	15	1	12	37	1	2	4	53	4	63	1	4	4	.378	.331	7
2014	CHICAGO-NL	.249	149	478	68	119	33	4	16	51	1	1	2	65	4	113	1	2	8	.435	.341	9
2015	HOUSTON	.224	132	434	62	97	18	0	25	56	0	3	6	50	1	106	1	0	13	.438	.310	7
2016	HOUSTON	.260	90	292	38	76	17	1	13	40	3	2	1	44	2	81	1	1	5	.459	.357	6
2017	LAA	.199	117	347	42	69	15	0	22	65	0	5	1	48	1	106	0	2	6	.432	.294	7
	Inland Empire (1)	.348	6	23	5	8	3	0	0	6	0	0	0	1	0	4	0	0	0	.375	.478	0
MAJOR TOTALS		.228	915	2882	354	657	160	9	105	334	9	19	18	355	14	688	8	16	55	.399	.315	64
A.L. TOTALS		.226	568	1808	226	408	92	4	73	218	7	14	12	201	5	457	6	8	37	.305	.402	61
N.L. TOTALS		.232	347	1074	128	249	68	5	32	116	116	2	5	154	9	231	2	8	18	.330	.394	23
MINOR TOTALS		.286	686	2896	396	828	136	19	73	351	25	24	9	309	6	446	77	37	44	.353	.422	65

Disabling Injuries: **2017** — Right hamstring injury; disabled Apr. 1 (retro Mar. 30) - May 2
2016 — Right hamstring injury; disabled July 29 (retro July 27) - end of season
2013 — Left oblique strain; disabled Aug. 4 (retro Aug. 3) - Sept. 1

2017 SEASON

- ◆ In 10th big league season and first with the **Angels**, drove in a career-high 65 RBI.
- ◆ Finished the season with 22 home runs...Marked second 20-home run season and second-highest total of career (26 HR in 2015)...16 of 22 home runs came after the All-Star break which ranked second on the Club behind Trout's 17.
- ◆ Appeared defensively in 59 at third base and 48 at first...Was the first Angels third baseman (min. 50 G) to register a 15 double/20 home run season since Troy Glaus in 2002.
- ◆ Hit 100th home run of career Aug. 27...Became the 20th Venezuelan native to hit 100 home runs in career.
- ◆ Missed first 27 games of the season with a right hamstring strain.

CAREER SUMMARY

- ◆ Utility infielder enters 11th big league season, eighth in the American League, fifth in the A.L. West and second with the **Angels**.
- ◆ Tallied 15 doubles and 10 home runs in each of the last five seasons.
- ◆ Aug. 27, 2017 became the 20th Venezuelan native to hit 100 home runs in career.
- ◆ Has appeared defensively at third base (549 G), second base (209 G), first base (87 G), shortstop (35 G) and left field (4



2018 ANGELS



G) and owns a collective .979 fielding percentage.

- ◆ Made Major League debut Sept. 2, 2008 vs. the Rangers...Collected first big league hit Sept. 11 at Angel Stadium, a single off Scot Shields.

MAJOR LEAGUE SUMMARY

2016

- ◆ Completed ninth big league season and second with the **Astros**...Set new career-highs in average, on-base percentage and slugging percentage...Reached the 15 doubles and 10 home run marks for the fourth consecutive season.
- ◆ Posted a .267 (20/75) clip and .741 OPS (.341 OBP/.400 SLG) against left-handed pitching but hit 11 of 12 home runs and 13 of 17 doubles vs. righties.
- ◆ Made sixth Opening Day roster and third Opening Day start.
- ◆ Went on the D.L. July 29 with a right hamstring injury and missed the remainder of the season.

2015

- ◆ Set then single-season career highs in home runs and RBI in first season with **Houston**...Finished season fifth among A.L. third basemen in homers...The 25 home runs also were tied for the most ever hit by a left-handed batter in franchise history.
- ◆ With 21 home runs as a third baseman, became the fifth third baseman in club history to have a 20-homer season.
- ◆ Appeared in 99 games at third base and 31 at first base.

2014

- ◆ Completed third season with the **Cubs** appearing in a career high 149 games...Also set career highs in runs, hits, doubles and triples.
- ◆ Finished the season ranking in the Top 10 by MLB third baseman in walks (4th), doubles (T5th), triples (T5th), slugging (7th), extra-base hits (T7th), OBP (8th) and homers (T9th).

2013

- ◆ In second season with the **Cubs** set then career bests in home runs and walks.
- ◆ Played 94 games at third base, six games at second and one in left field.
- ◆ Made Opening Day start for Chicago at third base marking his first Opening Day start.

2012

- ◆ Spent time with both the **Cubs** and Triple-A **Iowa** after being claimed off waivers from Toronto Apr. 4.
- ◆ Saw action at the Major League level at third base (82 G) and second base (5 G).
- ◆ Made second career Opening Day roster.

2011

- ◆ Spent 17 games with the **Indians** across four different stints.
- ◆ Appeared in 11 games at second base and two in left field.
- ◆ Played in 113 games with Triple-A Columbus.

2010

- ◆ Made first career Opening Day roster with **Cleveland**...Went on to play in 91 games across two different stints with the Indians.
- ◆ Connected for first career grand slam Apr. 11 off Detroit's Justin Verlander.

2009

- ◆ After starting the season with Triple-A **Columbus** was promoted to **Indians** May 2...Appeared at three different positions at the big league level: 77 games at second base, 28 at shortstop and one at third base.
- ◆ Tallied first multi-home run game June 20 at Wrigley Field.

2008

- ◆ Appeared with Double-A **West Tennessee** and Triple-A **Tacoma** before making Major League debut with the **Mariners** Sept. 2 at Texas...Logged first career M.L. hit Sept. 11 at Angel Stadium, a single against Scot Shields.

POSTSEASON SUMMARY

- ◆ In **2015**, made playoff debut with the **Astros**, starting all six games at third base...Went 1-for-4 with two strikeouts during the A.L. Wild Card Game against the Yankees...In five games during the ALDS against Kansas City, went 2-for-13 (.154) with a home run, two RBI and two runs scored...Home run came during Game 5 off Johnny Cueto.

WILD CARD GAME TOTALS

Year	Club, Opp	AVG	G	AB	R	H	2B	3B	HR	RBI	SH	SF	HBP	BB	IBB	SO	SB	CS	GDP	SLG	OBP	E
2015	Hou, NYY	.250	1	4	0	1	0	0	0	0	0	0	0	0	0	2	0	0	0	.250	.250	0

DIVISION SERIES TOTALS

Year	Club, Opp	AVG	G	AB	R	H	2B	3B	HR	RBI	SH	SF	HBP	BB	IBB	SO	SB	CS	GDP	SLG	OBP	E
2015	Hou, KC	.154	5	13	2	2	0	0	1	2	0	0	0	4	0	6	0	0	0	.385	.353	1





2018 ANGELS



NOTABLE MINOR LEAGUE AWARDS AND HONORS

- ◆ **2011** MiLB.com organizational All-Star...Post-Season International League All-Star...Mid-Season International League All-Star.
- ◆ **2005** Single-A Everett's team MVP...Northwest League Post-Season All-Star...Northwest League Player of the week ending Aug. 4.
- ◆ **2004** Venezuelan Summer League MVP.

CAREER TRANSACTIONS

- ◆ Aug. 29, 2002....Signed by the **Mariners** as a non-drafted free agent.
- ◆ Dec. 11, 2008...Acquired by the **Indians** in a three-team deal between the **Mets** and **Mariners**...Mariners sent RHP Sean Green, RHP J.J. Putz and OF Jeremy Reed to the Mets and INF Luis Valbuena to the Indians...Mets sent OF Mike Carp, OF Ezequiel Carrera, OF Endy Chavez, RHP Aaron Heilman, RHP Maikel Cleto and LHP Jason Vargas to the Mariners...The Mets sent RHP Joe Smith to the Indians...The Indians sent INF Franklin Gutierrez to the Mariners.
- ◆ Nov. 26, 2011...Acquired by the **Blue Jays** from the **Indians** for cash considerations.
- ◆ Apr. 4, 2012...Claimed off waivers by the **Cubs** from the **Blue Jays**.
- ◆ Jan. 19, 2015...Acquired by the **Astros** along with RHP Dan Straily from the **Cubs** in exchange for OF Dexter Fowler.

PERSONAL/MISC

- ◆ Luis Adan Valbuena... On Twitter: @adan_jome
- ◆ His mother, Nely, was the president of his local Little League in Venezuela...Older brother once worked for the Mariners organization.
- ◆ Originally signed by Mariners scout Emilio Carrasquel.

MISCELLANEOUS STATS

TWO-HR GAMES (6)

Aug. 19, 2017 at BAL
June 16, 2015 vs. COL

July 15, 2017 vs. TB
Apr. 20, 2015 at SEA

June 23, 2015 at LAA
June 20, 2009 at CHC

CAREER GRAND SLAMS (1)

Apr. 11, 2010 at DET

CAREER LEADOFF HOME RUNS (1)

Oct. 4, 2009 at BOS

CAREER WALK-OFF HITS / RBI (2)

July 8, 2016 vs. OAK (3-run HR; 9th inn.)

Aug. 22, 2009 vs. SEA (Solo HR; 10th inn.)

CAREER FIELDING

POS	PCT	G	PO	A	E	TC	DP
3B	.965	549	323	905	44	1272	93
2B	.990	209	368	585	10	963	150
1B	.998	87	582	43	1	626	49
SS	.938	35	46	91	12	146	12
OF	1.000	4	2	0	0	2	0

VALBUENA'S CAREER HIGHS

	SEASON		GAME
AVG	.260 — 2016	H	4 — 7/19/15 vs. TEX
H	119 — 2014	HR	2 — 6 times; last, 8/19/17 at BAL
R	68 — 2014	R	4 — 4/28/15 at SD
BB	65 — 2014	BB	3 — 6 times; last, 8/30/17 vs. OAK
2B	33 — 2014	2B	2 — 12 times; last, 6/25/16 at KC
HR	25 — 2015	RBI	5 — 5/15/16 at BOS
RBI	65 — 2017	Hit Streak	8 — 5 times; last, June 4-11, 2016



2018 ANGELS



COLIN WALSH

INF

51

OPENING DAY AGE: 28

BIRTHPLACE: San Diego, CA

ACQUIRED: Signed to minor league contract , Nov. 29, 2017

SIGNED THRU: 2018

BORN: Sept. 26, 1989

RESIDES: La Jolla, CA

MLB SERVICE: 63 days

HEIGHT: 6-1

WEIGHT: 200

BATS: SWITCH

THROWS: RIGHT

NON-ROSTER INVITEE

WALSH'S LIFETIME PLAYING RECORD

Year	Club	AVG	G	AB	R	H	2B	3B	HR	RBI	SH	SF	HBP	BB	IBB	SO	SB	CS	GDP	SLG	OBP	E
2010—	Johnson City	.261	6	23	3	6	0	0	0	2	0	0	0	3	0	3	0	0	1	.261	.346	1
	Batavia	.300	24	90	20	27	4	1	2	12	2	2	3	17	0	14	2	1	2	.433	.420	4
	Quad Cities	.214	28	98	15	21	2	2	2	6	0	0	2	20	0	20	5	1	4	.337	.358	7
2011—	Quad Cities	.239	69	230	36	55	18	1	4	29	1	1	1	43	0	43	6	2	7	.378	.360	12
	Quad Cities	.314	97	353	69	111	18	5	16	68	0	5	7	60	4	65	4	3	7	.530★	.419★	13
2012—	Quad Cities	.125	2	8	1	1	0	0	0	1	0	0	0	0	0	1	0	0	1	.125	.125	2
	GCL Cards (1)	.262	94	351	59	92	20	6	4	34	1	0	2	58	1	68	11	1	9	.387	.370	7
2013—	Palm Beach	.220	32	118	15	26	5	0	2	6	0	0	0	16	0	24	3	0	1	.314	.313	10
	Springfield	.287	25	101	13	29	5	0	1	10	0	3	1	11	0	26	1	1	1	.366	.353	2
2014—	Midland	.272	47	147	16	40	4	0	2	18	1	2	3	19	3	38	1	0	4	.340	.363	6
	Sacramento	.417	6	24	7	10	1	0	1	4	0	0	0	6	0	6	1	0	1	.583	.533	2
2015—	Midland	.302	134	487	97★	147	39★	2	13	49	2	1	5	124★	3	131	17	7	12	.470	.447	9
2016—	MILWAUKEE	.085	38	47	4	4	1	0	0	2	1	0	1	15	0	22	0	0	1	.106	.317	1
	Nashville	.259	59	201	31	52	12	1	4	26	0	2	1	41	0	63	0	0	5	.388	.384	5
2017—	Jackson	.273	68	242	49	66	17	0	11	31	0	4	0	65	1	70	5	2	4	.479	.421	7
	Corpus Christi	.146	12	41	5	6	2	0	1	4	0	0	1	10	0	14	0	0	1	.268	.327	4
	Fresno	.266	22	64	15	17	5	1	0	3	2	0	0	19	0	17	0	1	5	.375	.434	1
MINOR TOTALS		.274	725	2578	451	706	152	19	63	303	9	20	26	512	12	603	56	19	65	.421	.397	99

(1) rehab assignment

- ◆ Colin Patrick Walsh...On Twitter: @colinwalsh13
- ◆ Originally selected by St. Louis in 13th round of 2010 amateur draft (signed by Matt Swanson).
- ◆ 2018 marks ninth professional season...Angels are his seventh MLB organization...Boasts a .397 career OBP in minor league career.
- ◆ Had three different minor league stops in 2017, two with Houston (Corpus Christi & Fresno) and one with Arizona (Jackson)...Opened Spring Training with Atlanta Braves before being released Mar. 24...Signed with Arizona Apr. 3 (released June 27) and then signed with Houston July 29.
- ◆ Opened 2016 season with Milwaukee after being a Rule 5 selection by Brewers from Oakland, and appeared in 38 games during his first Major League stint...Collected his first Major League hit on Apr. 19 at Minnesota, a first-inning double off Ervin Santana...Batted .085 (4/47) before being returned to Oakland June 4...Played rest of season with Triple-A Nashville and hit .259 (52/201) in 59 games.
- ◆ Enjoyed finest professional season in 2015 with Double-A Midland...Batted .302 (147/487) with 13 home runs, 49 RBI and 17 stolen bases in 134...Establishing career highs in games (134), runs (97), hits (147), doubles (39), stolen bases (17) and walks (124)...Named to Texas League's Mid-Season and Postseason All-Star teams as he led league in walks (124 - led all of Minor League Baseball), on-base percentage (.447), runs (97) and doubles (T1st, 39)...Also ranked among league leaders in total bases (2nd, 229), extra-base hits (T2nd, 54), batting average (4th, .302) and hits (4th, 147).
- ◆ Split 2014 campaign between three levels of Oakland's system, combining to bat .290 (79/272) in 78 games between Midland (AA), Sacramento (AAA) and Stockton (A+)...Made two appearances on mound (3 IP, 7 H, 3 R, 3 ER, 3 BB, 1 SO).
- ◆ Appeared in 126 games in 2013 between High-A Palm Beach and Double-A Springfield, batting .252 (118/469) with then career-bests in runs (74), hits (118), doubles (25) and stolen bases (14).
- ◆ In 2012, named to Midwest League All-Star West squad as designated hitter...Led Midwest League in slugging (.530) and on-base percentage (.519), while ranking fourth in at-bats per home run (20.84)...Ranked among Cardinals' minor league leaders in OPS (2nd, .934), slugging (3rd, .521) and on-base percentage (3rd, .413)...Played for Surprise in Arizona Fall League.
- ◆ Played his sophomore campaign in 2011 with Single-A Quad Cities...Split professional debut season between Rookie-level Johnson City, Low-A Batavia and Single-A Quad Cities, batting .256 (54/211) between three clubs.
- ◆ Played collegiately at Stanford University (2008-10)...Logged a .319 career average (.438 OBP) over three seasons (143 G), including two-time honorable mention All-Pac-10 selection.
- ◆ Graduated in 2007 from The Bishop's School in La Jolla, CA, where he was a three-sport star in baseball, soccer and cross country...Four-year starter at shortstop...Named first-team All-San Diego City in 2006 and second team in 2007 also lettered twice as a left back in soccer and three times in cross country...Selected 2005 first-team All-CIF San Diego Section in cross country...Graduated cum laude.

WALSH



2018 ANGELS



TAYLOR WARD

C

99

OPENING DAY AGE: 24
BIRTHPLACE: Dayton, OH
ACQUIRED: Selected in first round (26th overall) of 2015 First-Year Player Draft
SIGNED THRU: 2018

BORN: Dec. 14, 1993
RESIDES: Chuluota, FL

HEIGHT: 5-10
WEIGHT: 190
BATS: RIGHT
THROWS: RIGHT

NON-ROSTER INVITEE

WARD'S LIFETIME PLAYING RECORD

Year	Club	AVG	G	AB	R	H	2B	3B	HR	RBI	SH	SF	HBP	BB	IBB	SO	SB	CS	GDP	SLG	OBP	E
2015	— Orem	.349	32	109	20	38	4	1	2	19	0	1	2	29	1	8	5	2	3	.489	.459	4
	Burlington	.348	24	92	10	32	3	0	1	12	1	0	0	10	0	15	1	1	3	.412	.413	0
2016	— Inland Empire	.249	123	466	61	116	11	0	10	56	5	5	5	48	1	81	0	0	15	.337	.323	5
2017	— Inland Empire	.242	54	207	32	50	11	1	6	30	3	2	0	35	0	43	0	0	7	.391	.348	3
	Mobile	.286	33	119	14	34	3	0	3	19	0	2	2	22	0	17	0	0	5	.387	.400	4
MINOR TOTALS		.272	266	993	137	270	32	2	22	136	9	10	9	144	2	164	6	3	33	.375	.366	16

- ◆ Joseph Taylor Ward...On Twitter: @Warryboy7
- ◆ 2017 marked third professional season in Angels' system...Split campaign between Single-A Inland Empire and Double-A Mobile...Combined to hit .258 (84/326) with 46 runs, 14 doubles, one triple, nine home runs and 49 RBI in 87 games...Logged a 60-to-57 strikeout-to-walk ratio across both levels...Improved OPS (.757) by 98 points from a season ago...Named MiLB.com All-Star for second straight year.
- ◆ Produced a .286/400/387 slash line with BayBears and tossed out 28.1 percent of basestealers while posting a .989 fielding percentage...Named Angels Organizational Player of Month for August (.324, 3 2B, 3 HR, 13 RBI, 15 BB, 10 R).
- ◆ Spent second professional season in 2016 with Inland Empire...Played in 123 games for 66ers (made 90 starts behind plate)...Committed just five errors (.994 pct.) and threw out 48 of 125 basestealers (38%).
- ◆ Slashed .224/.283/.259 with one homer, 20 RBI and a 41-to-17 strikeout-to-walk ratio in 60 first-half games...In 63 contests after break, posted a .274/.359/.415 slash line with nine home runs, 36 RBI and 31 walks...Connected for seven home runs and 20 RBI over his final 32 games.
- ◆ Set career highs with two home runs and four RBI vs. Lake Elsinore on Aug. 18, 2016.
- ◆ Played with Scottsdale Scorpions in Arizona Fall League in 2017 & 2016.
- ◆ Ranked as Angels' top prospect for 2016 and #6 prospect for 2017 by *Baseball America*...Was seventh catcher in franchise history selected in first round and first since Hank Conger in 2006.
- ◆ In 2015, combined for slash line of .348/.457/.438 in first professional season between Rookie-level Orem and Low-A Burlington...His .489 OBP led Pioneer League and he struck out fewest times in the league (8; min. 30 games).
- ◆ .348 clip ranked second among all Angels' farmhands (min. 200 AB)...Selected as a Pioneer League Mid-Season All-Star.
- ◆ Named First-Team All-Mountain West in 2015 with Fresno State (a back-to-back All-Mountain West Conference selection)...Started all 59 games for FSU and ranked among Bulldogs' leaders with a .304 (65/214) average (3rd), 14 doubles (2nd), seven home runs (T1st), 42 RBI (1st) and 104 total bases (1st)...Successfully caught 13 of 23 (56.5%) runners attempting to steal a base.
- ◆ In three years at Fresno State, batted .288 (157/545) with 29 doubles, 16 home runs and 98 RBI in 162 games...Threw out 33 of 55 (60%) potential basestealers.
- ◆ Prepped at Shadow Hills High School (CA)...A two-time first-team De Anza League honoree...Named De Anza League Most Valuable Player and first-team All-CIF as a junior...Holds school records for batting average, hits, triples, home runs and RBI...First athlete in school history to receive Division I scholarship.
- ◆ Signed by Angels' Scott Richardson...Originally drafted by Tampa Bay in 31st round of 2012 draft before electing to play for Fresno State.



2018 ANGELS



BLAKE WOOD

RHP

46

OPENING DAY AGE: 32

BORN: Aug. 8, 1985

BIRTHPLACE: Atlanta, GA

RESIDES: Suwanee, GA

MARRIED: Jessica Durham, Dec. 20, 2009

ACQUIRED: Claimed off waivers from Cincinnati, Aug. 25, 2017

SIGNED THRU: 2018

MLB SERVICE: 5 years, 131 days

HEIGHT: 6-5

WEIGHT: 230

BATS: RIGHT

THROWS: RIGHT

WOOD'S LIFETIME PITCHING RECORD

Year	Club	W-L	ERA	G	GS	CG	GF	SHO	SV	IP	H	R	ER	HR	HB	BB	IBB	SO	WP	BK	BAA
2006	— Idaho Falls	3-1	4.50	12	12	0	0	0	0	52	50	28	26	1	10	15	0	46	2	0	.258
2007	— Royals (AZL)	0-0	0.00	4	4	0	0	0	0	9.2	9	2	0	0	0	0	0	15	0	0	.250
	Burlington	2-1	3.03	7	7	0	0	0	0	35.2	32	12	3	3	14	0	26	0	0	0	.239
	Wilmington	0-1	4.66	2	2	0	0	0	0	9.2	9	5	1	3	3	0	11	0	0	0	.257
2008	— Wilmington	3-2	2.67	10	10	0	0	0	0	57.1	32	17	17	3	2	15	0	63	6	0	.168
	NW Arkansas	5-7	5.30	18	18	2	0	2	0	86.2	96	55	51	7	7	32	0	76	11	0	.283
2009	— Royals (AZL)	0-1	0.00	3	2	0	0	0	0	4	4	1	0	0	0	1	0	4	2	0	.250
	NW Arkansas	2-8	5.83	17	13	1	3	0	0	78.2	92	52	51	8	4	28	1	49	7	0	.309
2010	— Omaha	2-1	2.16	12	0	0	10	0	5	16.2	12	5	4	0	0	7	0	12	1	0	.207
	KANSAS CITY	1-3	5.07	51	0	0	13	0	0	49.2	54	29	28	6	1	22	5	31	3	0	.286
2011	— Omaha	0-0	0.00	3	0	0	0	0	0	5	2	0	0	0	0	0	0	6	0	0	.133
	KANSAS CITY	5-3	3.75	55	0	0	20	0	1	69.2	66	30	29	5	3	32	7	62	2	0	.254
2012	— KANSAS CITY	INJURED — DID NOT PLAY																			
2013	— Akron (1)	0-0	4.50	7	3	0	0	0	0	6	8	7	3	0	0	5	0	6	0	1	.296
	Lake County (1)	0-0	0.00	3	3	0	0	0	0	2.2	1	0	0	0	0	3	0	3	0	0	.111
	Mahoning Valley (1)	0-0	0.00	1	0	0	0	0	0	1	2	0	0	0	0	0	0	0	0	0	.500
	Columbus (1)	2-0	2.16	18	0	0	6	0	0	16.2	11	4	4	0	1	10	0	23	1	0	.186
	CLEVELAND	0-0	0.00	2	0	0	1	0	0	1.1	1	0	0	0	0	3	0	1	0	0	.200
2014	— CLEVELAND	0-1	7.11	7	0	0	3	0	0	6.1	4	5	5	0	1	7	2	7	0	0	.182
	Columbus	0-0	1.13	9	0	0	1	0	0	8	7	3	1	0	0	11	0	7	1	0	.226
	Omaha	0-0	6.38	14	0	0	3	0	0	18.1	18	14	13	2	0	16	0	21	7	0	.265
	Wilmington	2-1	0.93	5	0	0	3	0	0	9.2	4	1	1	1	0	2	0	10	0	1	.125
	NW Arkansas	0-1	8.10	6	0	0	3	0	0	6.2	11	6	6	1	0	2	0	13	0	0	.393
2015	— Indianapolis	2-5	3.53	57	0	0	46	0	29	58.2	52	26	23	2	1	25	0	70	11	0	.234
2016	— CINCINNATI	6-5	3.99	70	0	0	21	0	1	76.2	72	38	34	9	2	38	3	81	8	0	.251
2017	— CINCINNATI	1-4	5.65	55	0	0	17	0	0	57.1	64	40	36	5	1	29	1	62	6	2	.284
	LAA	2-0	4.76	17	0	0	2	0	0	17	20	9	9	3	0	4	1	22	1	0	.290
MAJOR TOTALS		15-16	4.56	257	0	0	77	0	2	278.0	281	151	141	28	8	135	19	266	20	2	.266
A.L. TOTALS		8-7	4.44	132	0	0	39	0	1	144	145	73	71	14	5	68	15	123	6	0	.266
N.L. TOTALS		7-9	4.70	125	0	0	38	0	1	134	136	78	70	14	3	67	4	143	14	2	.266
MINOR TOTALS		23-29	4.04	208	74	3	75	2	34	483	452	238	217	29	31	189	1	461	49	2	.252

★ led or tied for league lead

(1) rehab assignment

Disabling Injuries: 2013 — Right elbow UCL (Tommy John) surgery; disabled Mar. 11 - July 13.
2012 — Right elbow UCL (Tommy John) surgery; disabled Mar. 26 - end of season.

2017 SEASON

- ◆ Began season with **Reds** and appeared in 55 games with Cincinnati before being designated for assignment on Aug. 23...Claimed off waivers by **Angels** Aug. 26.
- ◆ Set career high with five strikeouts on July 27 at Miami.
- ◆ Earned win Aug. 26 vs. Houston in Angels debut after tossing one perfect inning with one strikeout...Became third pitcher with a win in Angels debut during 2017 season (also, Parker Bridwell and Troy Scribner).
- ◆ Was not charged with a run in 13 of 17 appearances for Angels.



2018 ANGELS



MAJOR LEAGUE SUMMARY

2016

- ◆ Led **Reds** staff with 70 appearances and led Cincinnati relievers with six wins and 76.2 innings pitched (all were career highs).
- ◆ On Opening Day vs. Philadelphia pitched a scoreless ninth inning in Reds debut and earned the win on Scott Schebler's walk-off double...Was his first victory since Aug. 4, 2011 for Kansas City vs. Baltimore.
- ◆ From July 23 - Aug. 22 collected at least one strikeout in a career-high 13 consecutive appearances (13.2 IP - 21 SO).
- ◆ Inherited bases loaded three times and stranded all nine baserunners (5/17 at CLE, 9/3 vs STL, 9/12 vs MIL).
- ◆ Recorded second Major League save, June 14 at Atlanta, (previous was Aug. 29, 2011 at Detroit).
- ◆ On June 17 at Houston allowed first home run (by Carlos Correa) since Aug. 8, 2011 for KC at Rays (by Casey Kotchman), snapping homerless streaks of 58 games and 63.2 innings...By inning was the longest active homerless streak of any pitcher in the Major Leagues.

2015

- ◆ Spent entire season with Triple-A **Indianapolis**.

2014

- ◆ Made first Opening Day roster with **Indians** but made only seven appearances for Cleveland, all from Apr. 2-19... Optioned to Triple-A **Columbus** on Apr. 21.
- ◆ Claimed off waivers by **Royals**, June 2 and assigned to Triple-A **Omaha**...Also spent time with Single-A **Wilmington** and Double-A **Northwest Arkansas** affiliates.

2013

- ◆ Spent the first half of the season on the **Indians** 60-day disabled list while recovering from May 25, 2012 right elbow surgery.
- ◆ Promoted to Cleveland when September rosters expanded...Appeared in two games for Tribe, tossing 1.1 scoreless innings.

2012

- ◆ Missed entire season with **Royals** following "Tommy John" surgery to repair the torn ulnar collateral ligament in his right elbow...Surgery was performed May 25, 2012, by Dr. Lewis Yocum.

2011

- ◆ Made career-high 55 appearances with the **Royals**.
- ◆ Earned first Major League save in a 9-5 Kansas City win at Detroit on Aug. 29.

2010

- ◆ Made Major League debut with **Royals** May 12 vs. Cleveland with one scoreless inning pitched.
- ◆ Earned first career victory July 30 vs. Baltimore.

NOTABLE MINOR LEAGUE AWARDS AND HONORS

- ◆ **2015** International League Mid-Season All-Star.

CAREER TRANSACTIONS

- ◆ June 6, 2006...Selected by **Kansas City Royals** in third round of 2006 First-Year Player Draft (signed June 22, 2006).
- ◆ Nov. 2, 2012...Claimed off waivers from **Kansas City Royals** by **Cleveland Indians**.
- ◆ June 2, 2014...Claimed off waivers from **Cleveland Indians** by **Kansas City Royals**.
- ◆ Nov. 18, 2014...Signed by **Pittsburgh Pirates** to minor league contract.
- ◆ Nov. 20, 2015...Signed by **Cincinnati Reds** to one-year contract.
- ◆ Aug. 25, 2017...Claimed off waivers from **Cincinnati Reds** by **Angels**.



PERSONAL

- ◆ Blake Daniel Wood.
- ◆ Attended North Gwinnett HS (GA), where he was an All-City selection...Graduated in 2003.
- ◆ Played three seasons at Georgia Tech...In 2005 as sophomore, was second-team All-ACC selection after finishing with a 10-1 record...Pre-season All-American in 2006 as junior and helped lead Yellow Jackets to College World Series appearance.
- ◆ Made each of first 67 professional appearances as a starter before becoming a reliever in 2009.
- ◆ Led all Royals minor league pitchers in strikeouts in 2008.
- ◆ Brother-in-law Kris Durham played college football at University of Georgia as wide receiver and was fourth round pick in 2011 NFL Draft by Seattle Seahawks...Durham has also played for Detroit Lions and Tennessee Titans.
- ◆ Played in Hawaiian Winter Baseball League following the 2007 season...Played in Arizona Fall League following 2009 season.
- ◆ Originally signed by Royals scout Spencer Graham.

MAJOR LEAGUE HITTING TOTALS

AVG	AB	H	HR	RBI
.000	4	0	0	0

CAREER FIELDING

POS	PCT	G	PO	A	E	TC	DP
P	1.000	257	20	32	0	52	2

WOOD'S CAREER HIGHS

SEASON		GAME	
Wins	6 — 2016	SO	5 — 7/27/17 at MIA
Losses	5 — 2016	IP	3 — 9/24/11 at CWS
Saves	1 — 2016 & 2011	R & ER	5 — 3 times; last, 8/22/17 vs. CHC
ERA	3.75 — 2011	BB	4 — 4/11/14 at CWS
SO	84 — 2017	H	5 — 8/11/17 at MIL
IP	76.2 — 2016	HR	3 — 9/5/17 at OAK
		Win Streak	5 — Apr. 29 - Aug. 4, 2011



WOOD



2018 ANGELS



CHRIS YOUNG

OF

24

OPENING DAY AGE: 34

BIRTHPLACE: Houston, TX

ACQUIRED: Signed as Major League free agent, Feb. 18, 2018

SIGNED THRU: 2018

BORN: Sept. 5, 1983

RESIDES: Houston, TX

MLB SERVICE: 11 years, 39 days

HEIGHT: 6-2

WEIGHT: 195

BATS: RIGHT

THROWS: RIGHT

YOUNG'S LIFETIME PLAYING RECORD

Year	Club	AVG	G	AB	R	H	2B	3B	HR	RBI	SH	SF	HBP	BB	IBB	SO	SB	CS	GDP	SLG	OBP	E
2002	— White Sox (AZL)	.217	55	184	26	40	13	1	5	17	2	0	5	19	0	54	7	8	1	.380	.308	3
2003	— Great Falls	.176	10	34	5	6	3	0	0	0	0	0	0	1	0	10	0	0	0	.265	.200	0
	— Bristol	.290	64	238	47	69	18	3	7	28	3	4	4	23	0	40	21	7	0	.479	.357	1
2004	— Kannapolis	.261	136	467	83	122	31	5	24	56	6	3	11	67	1	146	31	9	2	.503	.365	11
2005	— Birmingham	.277	126	466	100	129	41	3	26	77	7	3	7	70	1	129	32	6	4	.545	.377	3
2006	— Tucson	.276	100	402	78	111	32	4	21	77	1	5	6	52	2	71	17	5	6	.532	.363	5
	— ARIZONA	.243	30	70	10	17	4	0	2	10	0	1	1	6	0	12	2	1	0	.386	.308	0
2007	— ARIZONA	.237	148	569	85	135	29	3	32	68	1	5	6	43	1	141	27	6	5	.467	.295	6
2008	— ARIZONA	.248	160	625	85	155	42	7	22	85	6	5	1	62	2	165	14	5	10	.443	.315	3
2009	— ARIZONA	.212	134	433	54	92	28	4	15	42	3	2	4	59	2	133	11	4	3	.400	.311	2
	— Reno	.370	13	54	17	20	5	1	3	9	0	0	0	9	0	13	2	2	1	.667	.460	0
2010	— ARIZONA	.257	156	584	94	150	33	0	27	91	1	3	2	74	0	145	28	7	10	.452	.341	7
2011	— ARIZONA	.236	156	567	89	134	38	3	20	71	1	7	4	80	4	139	22	9	3	.420	.331	3
2012	— ARIZONA	.231	101	325	36	75	24	0	14	41	0	0	2	36	0	79	8	3	4	.434	.311	2
	— Visalia (1)	.308	3	13	3	4	3	0	1	7	0	0	0	0	0	4	0	0	0	.769	.308	0
	— Reno (1)	.000	1	2	0	0	0	0	0	1	0	0	0	0	0	1	0	0	0	.000	.000	0
2013	— OAKLAND	.200	107	335	46	67	18	3	12	40	0	2	2	36	3	93	10	3	7	.379	.280	2
	— Sacramento (1)	1.000	1	1	1	1	0	0	0	0	0	0	0	0	0	1	0	0	0	1.000	1.000	0
2014	— N.Y. METS	.205	88	254	31	52	12	0	8	28	1	3	4	25	2	54	7	3	3	.346	.283	1
	— Las Vegas (1)	.667	3	12	7	8	2	0	2	5	0	0	0	2	2	2	1	0	0	1.333	.714	0
	— Scranton/WB.	.200	4	15	1	3	0	0	1	2	0	0	0	1	0	6	0	0	1	.400	.250	0
	— N.Y. YANKEES	.282	23	71	9	20	8	0	3	10	0	0	1	7	0	16	1	0	0	.521	.354	1
2015	— N.Y. YANKEES	.252	140	318	53	80	20	1	14	42	3	2	3	30	2	73	3	1	6	.453	.320	1
2016	— BOSTON	.276	76	203	29	56	18	0	9	24	0	0	3	21	0	50	4	2	4	.498	.352	0
	— Pawtucket (1)	.217	7	23	2	5	2	0	0	2	0	0	1	1	0	7	0	0	1	.304	.280	0
2017	— BOSTON	.235	90	243	30	57	12	2	7	25	0	1	2	30	0	55	3	2	4	.387	.322	0
MAJOR TOTALS		.237	1409	4597	651	1090	286	23	185	577	16	31	35	509	16	1155	140	46	59	.430	.316	28
A.L. TOTALS		.239	436	1170	167	280	76	6	45	141	3	5	11	124	5	287	21	8	21	.430	.317	4
N.L. TOTALS		.236	973	3427	484	810	210	17	140	436	13	26	24	385	11	868	119	38	38	.430	.316	24
MINOR TOTALS		.271	523	1911	370	518	150	17	90	281	19	15	34	247	6	483	112	37	16	.509	.362	23

(1) rehab assignment

- Disabling Injuries:** 2016 — Right hamstring strain; disabled June 24 - Aug. 21.
 2014 — Right quad strain; disabled Apr. 3-17.
 2013 — Left quad strain; disabled Apr. 30 - May 17.
 2012 — Right shoulder contusion; disabled Apr. 18 - May 17.

2017 SEASON

- ◆ In 12th Major League season, and second with **Red Sox**, Young played 90 games (65 starts), batting .235 (57-for-243) with 30 runs, 12 SB, two triples, seven home runs, 25 RBI and 30 walks.
- ◆ Of 65 starts, made 34 in left field, seven in right field, and 24 at DH...Did not commit an error in 66 total chances, extending his errorless streak to 213 games in the outfield, the longest active streak among Major League outfielders (ELIAS)...Has converted all 305 total chances in the outfield since his last error on May 11, 2015 as a member of the Yankees.

ERRORLESS GAMES STREAKS (ACTIVE STREAKS ENTERING 2018)

Player	Games
Chris Heisey	325
Chris Young	213
Jon Jay	187
Brett Gardner	186
Peter Bourjos	181

(STATS LLC)



2018 ANGELS



- ◆ Was only Boston positional player with no errors in 100 or more games...115-game errorless streak was the longest by any positional player to start their Red Sox career since Jacoby Ellsbury in 2007-09 (232 games).
- ◆ Posted his highest career mark against RHP with a .793 OPS.
- ◆ Ranked fourth among A.L. hitters in pinch-hit OBP (min. 15 PA)...Reached base in 10-of-19 pinch-hit PA, going 5-for-14 (.357) with three walks and two HBP.
- ◆ Recorded his 500th career walk on July 18 in a game versus Toronto.
- ◆ In a win on Aug. 6 vs. the White Sox, batted 3-for-5 with two home runs...Tied career highs with five RBI and three extra-base hits.

CAREER HIGHLIGHTS

- ◆ Earned All-Star accolades as a member of the Diamondbacks in 2010...Hit 27 HR with a career-high 91 RBI and 28 SB.
- ◆ Hit career-best 32 home runs as a rookie in 2007...Reached 30 HR and 25 SB through his 134th game of the 2007 season (Sept. 12), becoming the fastest rookie in MLB history to reach those marks in the same season.
- ◆ Of his 1090 career hits, 494 (45.3%) have gone for extra bases...Marks second highest percentage among all active players (min. 1000 H), trailing only Chris Davis (46.7%).
- ◆ In 15 career postseason games, holds a .313 batting average (15-for-48), with five HR, three doubles, nine RBI and four SB.
- ◆ In 2014, became the 2nd player in Major League history to hit a home run for the Mets and the Yankees in the same season (Dave Kingman, 1977)
- ◆ Participated in 2010 Home Run Derby at Angel Stadium.

Player	% OF HITS AS XBH AMONG ACTIVES (MIN. 1000 H)		
	XBH	Hits	Pct.
Chris Davis	476	1020	46.7%
Chris Young	494	1090	45.3%
Jose Bautista	642	1430	44.9%
Jay Bruce	578	1294	44.7%
Mike Napoli	502	1125	44.6%

MAJOR LEAGUE SUMMARY

2016

- ◆ In first season with **Red Sox**, posted a .276/.352/.498 slash line.
- ◆ Batted .407 with 1.393 OPS in 10 interleague games.
- ◆ Combined to hit .391 and slug .717 in the 8th and 9th innings (18-for-46, 6 2B, 3 HR).
- ◆ Debuted for Boston on Apr. 6 as a pinch-hitter against Cleveland...Doubled in his only at-bat and scored the game-tying run.
- ◆ On June 1, hit two HR and one double, marking his 13th career multi-home run game and first since June 24, 2014 with the Mets...Recorded 10+ bases for the 5th time in his career.
- ◆ Broke up Toronto's Marco Estrada's no-hit bid with an eighth inning homer on June 5...In th following inning, singled to mark the 1,000th hit of his career.

2015

- ◆ Served his first full season with **Yankees**, appearing in 140 games.
- ◆ Finished the season ranked sixth among qualified A.L. batters against LHP in slugging percentage (.575), and ninth in batting average (.327) and OBP (.397)...His .972 OPS ranked 10th in all of the Majors and was his highest single season mark since 2006.
- ◆ Became the first Yankee to bat in every single spot in the lineup in a single season since Ken Griffey in 1983.
- ◆ Was one of 17 Major Leaguers to hit at least two grand slams during the 2015 season.
- ◆ Earned a .994 fielding percentage while recording four assists during his 46 starts in left field, 22 in right field, and nine in center field.
- ◆ Became the fifth Yankee since 1914 to record multiple games with at least four runs, three hits, and three runs batted in (July 28 at Texas; Aug. 4 vs. Boston)...Alex Rodriguez (2007), Tino Martinez (1997), Lou Gehrig (1929, 1933, 1934) and Babe Ruth (1926) were the others to accomplish the feat.

2014

- ◆ Combined with **Mets** and **Yankees** to bat .222 in 111 games.
- ◆ Began the season with the Mets...Released on Aug. 15...Later signed by the Yankees as a minor league free agent on Aug. 28...Debuted as pinch hitter for the Yankees on Sept. 2 against Boston.
- ◆ Hit his first home run as a Yankee and went 3-for-4 in a Sept. 10 win vs. Tampa Bay...According to Elias, became the second player to hit a home run for both the Yankees and the Mets in the same season (Dave Kingman, nine HR with NYM; four HR with NYY in 1977).
- ◆ His first three hits against his former team, Oakland, was a home run...Hit two home runs on June 24 and one on June 25.
- ◆ Matched a career-high by homering in three consecutive games (Sept. 10-12).
- ◆ On Sept. 11 vs. Tampa Bay, hit a walk-off, three-run home run...In the same game, recorded the Yankees' first hit of the game, a one-out double in the eighth inning...Became the first Yankee to break up a no-hitter in the eighth inning or later and then produce a game-ending RBI since Horace Clarke on June 4, 1970 vs. Kansas City (ELIAS).





2018 ANGELS



2013

- ◆ Appeared in 103 games with **Athletics**, making his A.L. debut.
- ◆ Became the 20th player in A's history to hit a home run in his first game with the club (Sept. 3 vs. Seattle).
- ◆ Started in left field on Apr. 4 vs. the Mariners, marking his first appearance at a position other than centerfield since playing in one game in left field for Double-A Birmingham in 2005...Also made his right field professional debut on Apr. 4 against the Angels.

2012

- ◆ Despite a month long stint on the DL, appeared in 101 games in final season for **Diamondbacks**.
- ◆ Before going on the DL on Apr. 18, reached base in each of his first 11 games...Posted a .410/.500/.897 line from Apr. 6-17.
- ◆ Returned from the DL on May 18 and batted .206/.284/.371 for the remainder of the season (90 games).
- ◆ Hit six HR in a 20 game span from June 27-July 24...Batted .267 with a .480 slugging percentage in his final 51 games of the season.

2011

- ◆ Played in 156 games with **Diamondbacks**, helping team reach the postseason...Led the club in walks (80) and SB (22)...Ranked among leaders in runs (2nd, 89), doubles (2nd, 38), home runs (2nd, 20) and RBI (3rd, 71).
- ◆ Finished second in Rawlings Gold Glove Award voting for his efforts in centerfield.
- ◆ Was one of two Major Leaguers (Boston's Dustin Pedroia) with at least 20 HR, 20 SB, 35 doubles, and 80 walks for the season.
- ◆ Hit seven home runs in month of April...Batted .300 with a .386 OBP throughout 27 games in June...During his final 17 games of the regular season, hit .346 (18-for-52) with a .500 OBP.

2010

- ◆ With **Diamondbacks**, was named an All-Star for the first time in his career.
- ◆ Led Arizona in games (156), runs scored (94) and stolen bases (28)...Also ranked among club leaders in hits (3rd, 150), doubles (3rd, 33), home runs (2nd, 27), runs batted in (2nd, 91) and walks (3rd, 74).
- ◆ Along with Colorado's Carlos Gonzalez, was one of two players in the Major League with at least 25 doubles, 25 home runs, and 25 stolen bases for the regular season...Also reached those marks in 2007...First player in franchise history to reach those marks since Eric Byrnes in 2006 (37 doubles, 26 HR, 25 SB).
- ◆ Led the National League outfielders with six double plays, also tied for M.L. lead with Adam Jones from the Orioles...Achieved a career-best 10 assists.
- ◆ Only one of seven players in 2010 with as many as three games with five or more RBI...One of only six players with at least six games with four or more RBI.
- ◆ Served as part of the N.L. All-Star team that won its first All-Star Game since 1996...Went 0-for-2 as a defensive replacement in a 3-1 win at Angel Stadium on July 13.
- ◆ Reached base safely in a career-best 21 consecutive games (July 21-Aug. 12).
- ◆ Became the first player in D-backs history to hit both a leadoff HR (off Clayton Richard) and a walk-off HR (off Luke Gregerson)...Accomplished the feat against San Diego on Aug. 7.

2009

- ◆ In fourth campaign with **Diamondbacks**, finished season ranked fourth among National League centerfielders with .993 fielding percentage (two errors in 292 total chances).
- ◆ Batted .292 (28-for-107) with a .406 OBP and .514 slugging percentage against LHP.
- ◆ During a two game stretch against Kansas City from July 17-18, reached base in nine of 10 PA (5-for-6, four BB, five runs scored, two doubles, one triple).
- ◆ Was optioned to Triple-A **Reno** on Aug. 10 and recalled on Aug. 29...In 13 games with the Aces, batted .370.
- ◆ Became the first player in Major League history to hit three HR while owning a sub-.200 average (min. 300 at-bats), going 3-for-3 with two walks and three solo HR on Sept. 6 against Colorado after entering the game with a .191 BA...Also tied the club record for home runs in a single game (8th time).
- ◆ Starting on Sept. 4, posted a .297 average (30-for-101) with a .377 OBP and a .584 slugging percentage in final 27 games of the season.





2018 ANGELS



2008

- ◆ Led **Diamondbacks** in games played (160) and stolen bases (14)...Also ranked second in doubles (47), triples (7), home runs (22), extra-base hits (71), runs batted in (85), game-winning RBI (11) and walks (62).
- ◆ Homered on Opening Day at Cincinnati...Hit four HR in his first seven games, including three straight games from May 7-9.
- ◆ In a three-game series against Colorado (May 13-15), scored seven runs...Matched the D-backs record for runs scored in a three-game series (6th time; since broken by Paul Goldschmidt in 2016, 8 runs from Aug. 15-17 vs. NYM).
- ◆ Hit first career grand slam on Aug. 16 at Houston off Brandon Backe.

2007

- ◆ In first full Major League season with **Diamondbacks**, finished fourth in N.L. Rookie of the Year voting...Set single-season rookie records for Arizona in home runs (32), runs scored (85) and steals (27).
- ◆ Ranked among M.L. rookie leaders in HR (2nd), extra-base hits (2nd, 64), slugging percentage (2nd, .467), SB (T2nd), runs (4th), walks (5th, 43), RBI (6th, 68) and hits (7th, 135).
- ◆ Led the club in in home runs and ranked among team leaders in runs (2nd), hits (3rd), doubles (T2nd, 29), RBI (2nd) and SB (2nd).
- ◆ One of only six Major Leaguers with as many as five multi-HR games...Alex Rodriguez was the only player with more at eight games.
- ◆ Slashed a pair of 10th inning, walk-off home runs within 14 days of each other (June 5 vs. Giants; June 19 vs. Rays).
- ◆ Hit nine leadoff home runs, including three in July and four in Aug.
- ◆ Led the M.L. with nine HR in a 12-game span from Aug. 14-26, posting three multi-HR games in that time...No other player had more than six home runs during the same stretch.
- ◆ Achieved 30 HR and 25 SB through his 134th game of the season (on Sept. 12), becoming the fastest rookie in M.L. history to reach those marks in a single season.

2006

- ◆ Made his Major League debut with **Diamondbacks** on Aug. 18 against San Diego...As the starting centerfielder went 1-for-3 with a run scored...Hit first M.L. career single off Woody Williams in the 8th inning.
- ◆ Batted .243 (17-for-70) with two home runs in 30 games with the club, the first with Arizona organization.
- ◆ Hit first M.L. home run on Aug. 23 at San Francisco off of Jason Schmidt.
- ◆ In his first nine M.L. games, slashed to a .409 average...Went 3-for-5 against Washington on Sept. 2, with two doubles and five RBI.
- ◆ Prior to being called up, hit 20 HR and 30 doubles while slugging above .500 in the minors for the 3rd consecutive season...Hit grand slams on July 9 vs. Las Vegas and July 23 at Salt Lake.
- ◆ Named a *Baseball America* Triple-A All-Star after spending a majority of the season with Tucson.
- ◆ At the conclusion of the season, was ranked by *Baseball America* as the #12 prospect in all of baseball...Also rated the best defensive outfielder and #2 prospect in Diamondbacks organization.

POSTSEASON SUMMARY

- ◆ In **2017** playoffs with **Red Sox**, appeared as a DH in Game 2 of the ALDS vs. Houston...Batted 1-for-2 with a double, one SB, and one run scored.
- ◆ In **2016** playoffs with **Red Sox**, made his lone postseason appearance as a pinch hitter in Game 3 of the ALDS (0-for-1, walk)...Replaced Andrew Benintendi in the seventh inning and remained in the game in left field.
- ◆ In **2015** A.L. Wild Card game with **Yankees**, started the game in left field in a 3-0 loss to the Astros...Finished the game going 0-for-2 with a walk.
- ◆ In **2011** playoffs with **Arizona**, batted .389 (7-for-18) with three HR, one double, and four RBI in five NLDS games against Milwaukee...His three home runs are a Arizona postseason record for a single playoff series...Hit two home runs in Game 4 at Chase Field...Is the only player in franchise history to hit multiple home runs in a single postseason game.
- ◆ In **2007** playoffs with **Arizona**, made his postseason debut against the Cubs, posting a .284 average (7-for-25) with two HR and a .455 OBP and .560 slugging percentage in seven games...Reached base at least twice in six of the seven games, and at least once in all seven...Hit a home run in Game 2 and Game 3 victories.

WILD CARD GAME TOTALS

Year	Club, Opp	AVG	G	AB	R	H	2B	3B	HR	RBI	SH	SF	HBP	BB	IBB	SO	SB	CS	GDP	SLG	OBP	E
2015—	NY Yankees, Houston	.000	1	2	0	0	0	0	0	0	0	0	0	1	0	1	0	0	0	.000	.333	0





2018 ANGELS



DIVISION SERIES TOTALS

Year	Club, Opp	AVG	G	AB	R	H	2B	3B	HR	RBI	SH	SF	HBP	BB	IBB	SO	SB	CS	GDP	SLG	OBP	E
2007	—ARI, CHC	.273	3	11	3	3	0	0	2	4	0	0	0	3	0	8	1	0	0	.818	.429	0
2011	—ARI, MIL	.389	5	18	5	7	1	0	3	4	0	0	0	2	0	5	2	0	0	.944	.450	0
2016	—BOS, CLE	.000	1	1	0	0	0	0	0	0	0	0	0	1	0	0	0	0	0	.000	.500	0
2017	—BOS, HOU	.500	1	2	1	1	1	0	0	0	0	0	0	0	0	0	1	0	0	1.000	.500	0
Totals		.344	10	32	9	11	2	0	5	8	0	0	0	6	0	13	4	0	0	.875	.447	0

LEAGUE CHAMPIONSHIP SERIES TOTALS

Year	Club, Opp	AVG	G	AB	R	H	2B	3B	HR	RBI	SH	SF	HBP	BB	IBB	SO	SB	CS	GDP	SLG	OBP	E
2007	—ARI, COL	.286	4	14	1	4	1	0	0	1	0	0	1	4	0	5	0	2	0	.357	.474	0

NOTABLE MINOR LEAGUE AWARDS AND HONORS

- ◆ **2006** *Baseball America* Triple-A All-Star.
- ◆ **2005** Futures Game Selection...*Baseball America* Minor League All-Star...*Baseball America* Double-A All-Star.

CAREER TRANSACTIONS

- ◆ June 5, 2001...Selected by the **White Sox** in 16th round of the First-Year Player Draft (signed Aug. 19, 2001).
- ◆ Dec. 20, 2005...Traded by **White Sox** with RHP Orlando Hernandez and RHP Luis Vizcaino to **Diamondbacks** for RHP Javier Vazquez.
- ◆ Oct. 20, 2012...Traded by **Diamondbacks** with cash considerations to **Athletics** in three-team trade...Marlins received INF Yordy Cabrera from Oakland and RHP Heath Bell from Arizona...Diamondbacks received INF Cliff Pennington from Oakland.
- ◆ Nov. 26, 2013...Signed one-year contract with **Mets**.
- ◆ Aug. 27, 2014...Signed with **Yankees** as minor league free agent.
- ◆ Dec. 2, 2015...Signed two-year contract with **Red Sox**.
- ◆ Feb. 18, 2018...Signed one-year contract with **Angels**.

PERSONAL/MISC

- ◆ Christopher Brandon Young.
- ◆ Signed by Joe Butler and Paul Provas (White Sox).
- ◆ Graduated from Bellaire High School (TX)... Participated in MLB's RBI program while growing up in Houston.
- ◆ Hosted and narrated MLB's primetime special *Hitting Home with RBI*, which aired on ESPN 2 in Sept. 2010.
- ◆ Served as studio analyst for MLB Network during the 2010 postseason.
- ◆ Attended Red Sox Winter Weekend in Jan. 2017, signing autographs, taking pictures with fans and participating in a game show with teammates and coaches.
- ◆ In 2014, met with students from Nike Alternative High School Program and helped plant a garden as part of a Hurricane Sandy restoration effort.
- ◆ Throughout 2012 season, hosted members of Boys and Girls Club of Metro Phoenix for games at Chase Field.

MISCELLANEOUS STATS

CAREER MULTIPLE-HOME RUN GAMES (15)

TWO-HR GAMES (14)

Aug. 6, 2017 vs. Chicago (A.L.)
 June 24, 2014 vs. Oakland
 Aug. 7, 2010 vs. San Diego
 Aug. 26, 2007 vs. Chicago (N.L.)
 May 11, 2007 at Houston

May 6, 2017 at Minnesota
 Apr. 24, 2013 at Boston
 June 13, 2010 vs. St. Louis
 Aug. 17, 2007 at Atlanta
 Apr. 30, 2007 at Los Angeles (N.L.)

June 1, 2016 at Baltimore
 Apr. 27, 2011 vs. Philadelphia
 Apr. 5, 2008 at Colorado
 Aug. 14, 2007 at Florida

THREE-HR GAMES (1)

Sept. 6, 2009 at Colorado

CAREER GRAND SLAMS (4)

July 28, 2015 at Texas
 Aug. 16, 2008 at Houston

Apr. 18, 2015 at Tampa Bay

Apr. 9, 2010 vs. Pittsburgh

CAREER LEADOFF HOME RUNS (14)

Aug. 12, 2013 at Toronto
 May 25, 2008 at Atlanta
 Aug. 26, 2007 vs. Chicago (N.L.)
 Aug. 14, 2007 at Florida
 July 16, 2007 at Milwaukee

Aug. 7, 2010 vs. San Diego
 Apr. 5, 2008 at Colorado
 Aug. 22, 2007 vs. Milwaukee
 July 28, 2007 vs. Atlanta
 Apr. 30, 2007 at Los Angeles (N.L.)

July 21, 2010 vs. New York (N.L.)
 Sept. 22, 2007 vs. Los Angeles (N.L.)
 Aug. 16, 2007 at Florida
 July 25, 2007 vs. Florida



2018 ANGELS



CAREER WALK-OFF HITS/RBI (7)

Sept. 11, 2014 vs. Tampa Bay (3-run HR, 9th inn.)
 Aug. 7, 2010 vs. San Diego (Solo HR, 9th inn.)
 Sept. 28, 2008 vs. Colorado (Walk; 9th inn.)
 June 5, 2007 vs. San Francisco (Solo HR, 10th inn.)

Aug. 11, 2011 vs. Houston (3-run HR, 10th inn.)
 June 13, 2010 vs. St. Louis (2-run HR, 9th inn.)
 June 19, 2007 vs. Tampa Bay (2-run HR, 10th inn.)

ALL-STAR GAME RECORD

Year	Club, Site	AVG	G	AB	R	H	2B	3B	HR	RBI	SH	SF	HBP	BB	IBB	SO	SB	CS	GDP	SLG	OBP	E
2010	N.L., LAA	.000	1	2	0	0	0	0	0	0	0	0	0	0	0	1	0	0	0	.000	.000	0

CAREER FIELDING

POS	PCT	G	PO	A	E	TC	DP
OF	.990	1288	2839	46	28	2913	18

YOUNG'S CAREER HIGHS

	SEASON
AVG	.282 — 2014
H	155 — 2008
R	94 — 2010
2B	42 — 2008
HR	32 — 2007
RBI	91 — 2010

	GAME
H	4 — 4 times; last, 9/12/16 vs. BAL
HR	3 — 9/6/09 at COL
R	4 — 5 times; 8/4/15 at BOS
2B	3 — 7/23/08 vs. CHC
RBI	5 — 6 times; last, 8/6/17 vs. CWS
Hit Streak	10 — June 18-27, 2015

YOUNG





2018 ANGELS



ERIC YOUNG JR.

OF

9

OPENING DAY AGE: 32

BORN: May 25, 1985

BIRTHPLACE: Piscataway, NJ

RESIDES: Scottsdale, AZ

MARRIED: Victoria

ACQUIRED: Signed as a minor league free agent, Jan. 24, 2017

SIGNED THRU: 2018

MLB SERVICE: 5 years, 163 days

HEIGHT: 5-10

WEIGHT: 190

BATS: SWITCH

THROWS: RIGHT

NON-ROSTER INVITEE

YOUNG'S LIFETIME PLAYING RECORD

Year	Club	AVG	G	AB	R	H	2B	3B	HR	RBI	SH	SF	HBP	BB	IBB	SO	SB	CS	GDP	SLG	OBP	E
2004	Casper	.264	23	87	20	23	5	1	0	7	2	0	1	20	0	13	13	14	0	.345	.407	7
2005	Casper	.301	63	219	48	66	7	7	3	25	4	2	4	35	0	52	25	10	4	.438	.404	22
2006	Asheville	.295	128	482	92	142	28	6	5	49	9	1	10	67	0	75	87*	31*	1	.409	.391	27
2007	Modesto	.291	130	540	113	157	29	11*	8	63	12	2	13	46	1	105	73*	18	5	.430	.359	25
2008	Tulsa	.290	105	403	74	117	24	4	3	33	6	0	6	61	1	77	46	16	6	.392	.391	14
2009	Colorado Springs	.299	119	472	118*	141	21	10	7	43	12	0	12	56	1	79	58*	14*	2	.430	.387	17
	COLORADO	.246	30	57	7	14	1	0	1	1	0	0	4	0	12	4	4	1	.316	.295	0	
2010	Colorado Springs	.252	33	123	20	31	5	1	1	9	1	1	2	15	0	32	10	0	1	.333	.340	5
	COLORADO	.244	41	172	26	42	5	1	0	8	0	0	17	0	32	17	6	2	.285	.312	7	
	Tulsa (1)	.231	4	13	2	3	0	0	0	0	0	0	1	0	1	0	0	0	.231	.286	1	
2011	Colorado Springs	.363	58	223	61	81	18	9	2	28	6	5	2	39	0	36	17	1	3	.552	.454	8
	COLORADO	.247	77	198	34	49	4	3	0	10	1	1	3	26	0	38	27	4	1	.298	.342	4
2012	COLORADO	.316	98	174	36	55	7	2	4	15	5	0	4	13	0	31	14	2	1	.448	.357	0
2013	COLORADO	.242	57	165	22	40	9	3	1	6	4	0	0	11	0	33	8*	4	1	.352	.290	2
	NEW YORK (NL)	.251	91	374	48	94	18	4	1	26	6	1	2	35	1	67	38*	7	5	.329	.318	2
2014	NEW YORK (NL)	.229	100	280	48	64	10	5	1	17	5	2	5	24	1	60	30	6	2	.311	.299	1
	St. Lucie (1)	.250	1	4	2	1	0	0	0	0	0	0	0	1	0	0	0	0	0	.250	.400	0
	Binghamton (1)	.000	3	9	2	0	0	0	0	0	0	0	0	2	0	3	1	0	0	.000	.182	0
2015	ATLANTA	.169	35	77	7	13	4	2	0	5	2	0	0	6	1	17	3	0	1	.273	.229	0
	Gwinnett	.248	67	234	36	58	6	3	1	27	8	1	4	33	1	43	23	3	7	.312	.349	4
	Las Vegas	.261	8	23	1	6	2	0	1	0	0	0	0	4	0	2	3	1	0	.348	.370	0
	NEW YORK (NL)	.000	18	8	9	0	0	0	0	0	0	0	1	0	0	1	3	2	0	.000	.111	0
2016	Colorado Springs	.263	116	289	48	76	9	2	3	30	4	2	3	31	2	51	23	6	3	.339	.338	0
	NEW YORK (AL)	.000	6	1	2	0	0	0	0	0	0	0	0	0	0	1	0	0	0	.000	.000	0
2017	Salt Lake	.305	83	341	67	104	15	5	8	52	4	1	6	33	0	56	20	7	12	.449	.375	1
	LAA	.264	47	110	24	29	5	0	4	16	3	0	7	5	0	31	12	3	0	.418	.336	0
MAJOR TOTALS		.248	610	1616	263	400	63	20	12	104	26	4	22	141	6	322	157	38	14	.334	.316	16
MINOR TOTALS		.291	941	3462	704	1006	169	59	41	367	68	15	63	444	6	626	400	108	44	.409	.380	131

(1) rehab assignment

* led or tied for league lead

◆ Eric Orlando Young Jr...On Twitter: @EYJr

◆ Originally selected by Colorado in 30th round of 2003 Draft...Signed by Mike Garlatti and Mike Ericson.

◆ Eric Jr. has appeared in big leagues with Angels, Colorado, New York Mets, Atlanta and New York Yankees...Was an NRI in Brewers camp in 2016...Signed as free agent with Milwaukee Jan. 5, 2016...Contract purchased by New York Yankees from Milwaukee on Aug. 31, 2016.

◆ Opened 2017 season with Triple-A Salt Lake before a call-up to Angels on May 29...Hit .305 (104/341) with 15 doubles, five triples, eight home runs and 52 RBI in 83 games...Posted 20+ stolen bases for 12th time in minor leagues.

◆ Hit .323 (20/62) with three doubles, three HR and 10 RBI in first 20 games with Angels (.323/.417/.516)...Four HR on season tied career best set in 2012 with Colorado...Hit game-tying home run in the eighth inning and walk-off RBI single in the 11th on June 13 vs. NYY.

◆ Signed as free agent with Atlanta Feb. 22, 2015...Acquired by Mets in exchange for cash Aug. 22, 2015.

◆ Swiped an N.L.-best 46 bases in 2013 in a split season with Rockies and Mets...Stole 30 bases the following campaign with Mets...Acquired by Mets from Colorado in exchange for RHP Collin McHugh on June 18, 2013.

◆ Missed over two months of 2010 season with a fractured right tibia (May 13-July 23).

◆ On 15-day DL from Aug. 22 through end of 2012 season with a left intercostal muscle strain...Was hitting a career MLB-best .316 at the time.

◆ Made Major League debut Aug. 25, 2009 for Rockies in CF...First career hit came in 5th inning...Hit first career HR in 6th inning on Sept. 8 against Cincinnati.

◆ Appeared in 2009 Futures Game, hitting a three-run home run.

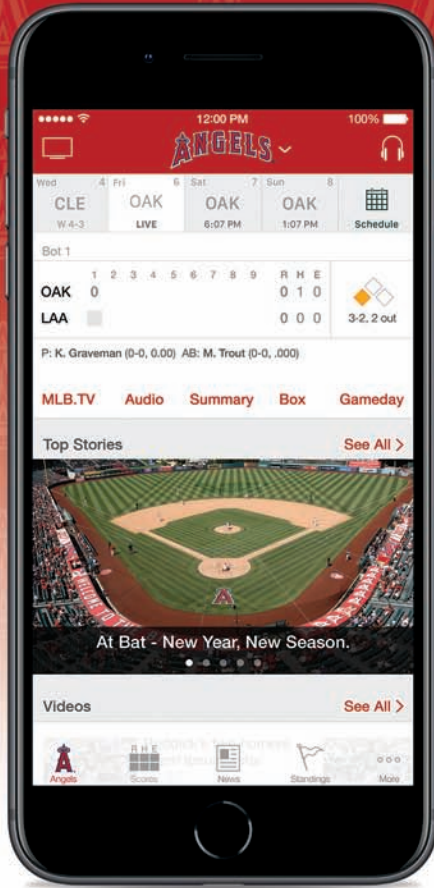
◆ Stole over 50 bases in a season on three occasions in minors...Stole 87 bases with Asheville in 2006 to lead minor leagues...Won 2006 Arizona Fall League batting title, finishing with a .430 average.

◆ Attended Chandler Gilbert Community College (AZ) after turning down a football scholarship (running back) to Villanova University.

◆ Graduated from Piscataway HS (NJ), where he also played football and basketball.

◆ Son of Eric Young, who played in Major Leagues from 1992-2006 as a second baseman/outfielder with Los Angeles Dodgers, Colorado, Chicago (N.L.), Milwaukee, San Francisco, Texas and San Diego.

◆ The Youngs are only father/son combo ever to lead their league in stolen bases (Eric Young Sr. led N.L. with 53 SB in 1996).



The #1 App for Live Angels Baseball





40-MAN ROSTER



MANAGER: Mike Scioscia (#14) **BENCH COACH:** Josh Paul (#88) **HITTING COACH:** Eric Hinske (#77) **PITCHING COACH:** Charles Nagy (#41) **1st BASE COACH:** Alfredo Griffin (#44) **3rd BASE COACH:** Dino Ebel (#21)
ASSISTANT HITTING COACH: Paul Sorrento (#55) **CATCHING & INFORMATION COACH:** Steve Sotiz (#61) **BULLPEN COACH:** Scott Radinsky (#63) **BULLPEN CATCHERS:** Tom Gregorio (#70) & Abel De Los Santos (#92)
PHYSICAL, SPORT SCIENCE & PERFORMANCE/HEAD PHYSICAL THERAPIST: Bernard Li **CERTIFIED ATHLETIC TRAINERS:** Adam Neiva & Rick Smith **HEAD STRENGTH & CONDITIONING COACH:** Lee Flocchi
PHYSICAL THERAPIST/ASST. STRENGTH & CONDITIONING COACH: Sean Johnson **CERTIFIED ASST. ATHLETIC TRAINER:** Eric Munson **EQUIPMENT MANAGER:** Keith Tarter

No.	PITCHERS (23)	B	T	Ht.	Wt.	Born	Birthplace	Residence	2017 Club(s)	W-L	ERA	G	GS	CG	SHO	SV	IP	H	R	ER	BB	SO	SERVICE	
48	Alvarez, Jose	L	L	5-11	180	5/6/89	Barcelona, VZ	Barcelona, VZ	LAA	0-3	3.88	64	0	0	0	0	48.2	50	23	21	12	45	3,035	
		R	R	6-3	200	11/13/90	Charlotte, NC	Orange Park, FL	Salt Lake	0-0	2.31	9	0	0	0	0	11.2	10	3	3	2	10	40	
90	Bard, Luke	R	R	6-3	200	11/13/90	Charlotte, NC	Orange Park, FL	Chattanooga	4-0	2.58	33	0	0	0	5	52.1	58	16	15	20	28	0,000	
		R	R	6-1	210	7/18/96	Panama City, Panama	Panama City, Panama	Inland Empire	4-3	2.48	11	11	0	0	0	65.1	68	20	18	13	47	0,000	
72	Barris, Jaime	R	R	6-1	210	7/18/96	Panama City, Panama	Panama City, Panama	Mobile	1-6	3.21	12	12	1	1	0	61.2	62	27	22	15	57	0,000	
		R	R	6-0	230	10/2/91	Senolia, GA	Senolia, GA	Salt Lake	2-0	2.45	3	3	0	0	0	14.2	11	5	4	3	13	2,153	
32	Bedrosian, Cam	R	R	6-0	230	10/2/91	Senolia, GA	Senolia, GA	LAA	6-5	4.43	48	0	0	0	6	44.2	41	26	22	17	53	2,153	
		R	R	6-4	185	8/2/91	Hereford, TX	Hereford, TX	Inland Empire	0-0	7.36	4	1	0	0	0	4	10	3	3	0	7	0,104	
62	Birdwell, Parker	R	R	6-4	185	8/2/91	Hereford, TX	Hereford, TX	Mobile	0-1	2.00	3	3	0	0	0	9	9	2	1	2	1	6	0,104
		R	R	6-2	165	8/27/95	San Felix, VZ	Valencia, VZ	Salt Lake	2-3	4.28	6	5	0	0	0	9	9	2	1	2	1	7	0,104
71	Castillo, Jesus	R	R	6-2	165	8/27/95	San Felix, VZ	Valencia, VZ	LAA	10-3	3.64	21	20	0	0	0	27.1	26	16	13	8	24	0,000	
		R	R	5-10	195	2/10/89	Cartagena, Colombia	Cartagena, Colombia	Burlington	1-1	2.37	4	4	0	0	0	12.1	11.5	52	49	30	73	0,000	
57	Diaz, Dayan	R	R	5-10	195	2/10/89	Cartagena, Colombia	Cartagena, Colombia	Inland Empire	8-3	3.62	16	15	0	0	0	8.2	8.6	45	33	18	74	0,054	
		L	L	6-2	185	6/5/91	Oklahoma City, OK	Oklahoma City, OK	Mobile	0-2	3.04	5	5	0	0	0	23.2	27	14	8	6	22	2,150	
28	Heaney, Andrew	L	L	6-2	185	6/5/91	Oklahoma City, OK	Oklahoma City, OK	Fresno	4-3	4.13	35	0	0	0	2	4.8	47	22	22	18	52	0,054	
		R	R	6-3	200	5/16/93	Norman, OK	Norman, OK	HOUSTON	1-1	9.00	10	1	0	0	0	13	17	14	13	4	20	2,150	
74	Jewell, Jake	R	R	6-3	200	5/16/93	Norman, OK	Norman, OK	Angels (AZL)	0-1	1.74	3	3	0	0	0	10.1	11	7	3	2	1	15	2,150
		R	R	6-6	250	6/27/83	Johnson City, NY	Bradenton, FL	Salt Lake	1-1	3.12	3	3	0	0	0	17.1	17	7	6	4	14	0,150	
33	Johnson, Jim	R	R	6-6	250	6/27/83	Johnson City, NY	Bradenton, FL	LAA	1-2	7.06	5	5	0	0	0	21.2	27	17	9	27	9	27	0,150
23	Meyer, Alex (60-day DL)	R	R	6-9	225	1/3/90	Greensburg, IN	Greensburg, IN	Inland Empire	0-1	2.25	3	3	0	0	0	16	11	6	4	3	15	0,000	
		R	R	6-2	215	9/12/93	Millwaukie, OR	Portland, OR	Mobile	6-8	4.84	24	23	1	1	0	124.2	136	73	67	41	81	9,161	
39	Middleton, Keynan	R	R	6-2	215	9/12/93	Millwaukie, OR	Portland, OR	Atlanta	4-3	5.56	61	0	0	0	22	56.2	59	39	35	25	61	1,013	
		R	R	6-1	230	3/6/95	Valera, VZ	El Dividive, VZ	Salt Lake	0-1	6.00	1	1	0	0	0	24	30	17	16	9	31	0,150	
60	Paredes, Eduardo	R	R	6-1	230	3/6/95	Valera, VZ	El Dividive, VZ	LAA	4-5	3.74	13	13	0	0	0	67.1	48	30	28	42	75	0,150	
		R	R	6-3	225	6/19/85	Fayetteville, AR	Fayetteville, AR	Salt Lake	0-0	2.84	10	0	0	0	0	12.2	11	5	4	4	8	0,150	
53	Parker, Blake	R	R	6-3	225	6/19/85	Fayetteville, AR	Fayetteville, AR	LAA	0-0	1.92	9	0	0	0	0	3	58.1	60	25	25	18	63	0,070
64	Peña, Felix	R	R	6-2	185	2/25/90	San Pedro de Macoris, DR	San Pedro de Macoris, DR	Mobile	1-0	2.92	25	0	0	0	2	37	27	13	12	17	38	0,070	
		R	R	6-4	250	8/16/88	Managua, Nicaragua	Managua, Nicaragua	LAA	0-1	4.43	18	0	0	0	0	22.1	21	11	11	6	17	3,036	
66	Ramirez, JC	R	R	6-4	250	8/16/88	Managua, Nicaragua	Managua, Nicaragua	LAA	3-3	2.54	71	0	0	0	8	67.1	40	20	19	16	86	0,132	
25	Ramirez, Noé	R	R	6-3	195	12/22/89	Los Angeles, CA	Los Angeles, CA	CHICAGO (N.L.)	2-1	5.24	25	0	0	0	6	39.1	42	24	24	14	0,132		
		R	R	6-3	195	12/22/89	Los Angeles, CA	Los Angeles, CA	LAA	11-10	4.15	27	24	0	0	0	147.1	149	72	68	49	105	2,139	
43	Richards, Garrett	R	R	6-3	210	5/27/88	Riverside, CA	Edmond, OK	BOSTON	0-0	3.86	2	0	0	0	0	4.2	3	2	2	1	4	0,139	
		R	R	6-3	195	7/2/91	Washington Depot, CT	Washington Depot, CT	Pawtucket	3-3	3.51	33	0	0	0	5	48.2	40	19	19	16	57	4	
38	Scribner, Troy	R	R	6-3	195	7/2/91	Washington Depot, CT	Washington Depot, CT	Salt Lake	0-0	2.16	10	6	0	0	0	4.1	2	0	0	0	2	4	
		R	R	6-3	195	7/2/91	Washington Depot, CT	Washington Depot, CT	LAA	0-2	2.28	6	6	0	0	0	8.1	3	3	3	2	7	5,148	
		R	R	6-3	195	7/2/91	Washington Depot, CT	Washington Depot, CT	LAA	0-0	0.00	1	1	0	0	0	2	5	0	0	0	0	103	
		R	R	6-3	195	7/2/91	Washington Depot, CT	Washington Depot, CT	LAA	11-4	4.35	20	19	0	0	0	103.1	100	52	50	38	102	0,065	
		R	R	6-3	195	7/2/91	Washington Depot, CT	Washington Depot, CT	LAA	2-1	4.18	10	4	0	0	0	23.2	17	14	11	10	18	0,065	

No.	B	T	Ht.	Wt.	Born	Birthplace	Residence	2017 Club(s)	WL	ERA	G	AB	R	H	2B	3B	HR	RBI	IP	H	R	ER	BB	SO	CS	SV	SO SERVICE
52	R	R	6-2	225	9/27/86	Wyandotte, MI	Rockwood, MI	LAA	6-3	4.52	14	14	14	14	0	0	0	77.2	73	41	39	28	69	3	1.66		
	R	R	6-4	200	7/13/91	Woodland Hills, CA	Los Angeles, CA	Inland Empire	0-0	0.00	1	0	0	0	0	0	0	3	2	0	0	0	5	0	5		
45	L	L	6-4	200	7/13/91	Woodland Hills, CA	Los Angeles, CA	LAA	2-6	4.55	16	16	16	16	0	0	0	85	90	46	43	28	76	3	1.35		
	R	R	6-4	200	8/27/90	West Islip, NY	West Islip, NY	Angels (AZL)	0-0	4.91	1	0	0	0	0	0	0	3.2	2	2	2	0	6	0	6		
	R	R	6-5	233	8/8/85	Atlanta, GA	Suwanee, GA	Salt Lake	0-1	8.10	3	3	3	3	0	0	0	10	14	10	5	6	7	0			
35	R	R	6-4	200	8/27/90	West Islip, NY	West Islip, NY	LAA	1-4	5.65	55	55	55	55	0	0	0	57.1	64	40	36	29	62	5	5.131		
46	R	R	6-5	233	8/8/85	Atlanta, GA	Suwanee, GA	LAA	2-0	4.76	17	17	17	17	0	0	0	17	20	9	9	4	4	22	0		

No.	CATCHERS (4)	B	T	Ht.	Wt.	Born	Birthplace	Residence	2017 Club(s)	AVG	G	AB	R	H	2B	3B	HR	RBI	BB	SO	SB	CS	SV	CS SERVICE	
13	R	R	6-1	205	2/14/89	Maracay, VZ	Aragua, VZ	Buffalo	429	.429	14	2	6	6	0	0	0	0	0	0	1	0	0	0	1.037
	R	R	6-0	230	8/16/86	Naguabo, Puerto Rico	Naguabo, Puerto Rico	LAA	202	.48	84	84	84	84	17	4	0	0	10	10	13	0	0	0	0
12	R	R	6-0	230	8/16/86	Naguabo, Puerto Rico	Naguabo, Puerto Rico	LAA	221	.138	429	43	95	19	1	14	38	15	119	0	0	0	2	5.156	
58	R	R	6-0	210	10/27/90	Valencia, VZ	Valencia, VZ	LAA	100	.11	70	1	2	0	0	0	1	3	1	6	0	0	0	2.021	
	R	R	5-10	215	7/31/83	Bayamon, Puerto Rico	Bayamon, Puerto Rico	Salt Lake	352	.68	261	40	92	18	3	5	40	32	38	4	1	0	1	6.070	
44	R	R	5-10	215	7/31/83	Bayamon, Puerto Rico	Bayamon, Puerto Rico	NEWYORK (N.L.)	330	.54	174	15	40	4	0	0	23	9	54	0	0	0	0	0	
	R	R	5-10	215	11/30/85	Chicago (N.L.)	Chicago (N.L.)	CHICAGO (N.L.)	341	.20	44	8	15	5	0	0	2	12	5	16	0	0	0	0	

No.	INFELDERS (8)	B	T	Ht.	Wt.	Born	Birthplace	Residence	2017 Club(s)	AVG	G	AB	R	H	2B	3B	HR	RBI	BB	SO	SB	CS	SV	CS SERVICE
22	R	R	6-3	225	6/2/92	Adel, GA	Adel, GA	Salt Lake	311	.50	367	65	114	25	1	12	57	44	73	19	5	0	0	0.170
	R	R	6-0	205	8/12/85	Memphis, TN	Brentwood, TN	CINCINNATI	225	.50	102	18	23	5	1	3	11	10	28	4	2	0	0	0
7	L	R	5-11	195	6/6/91	Richardson, TX	Winters Garden, FL	Salt Lake	297	.122	438	80	130	24	7	24	63	62	78	3	0	0	0	6.084
16	R	R	5-11	195	6/6/91	Richardson, TX	Winters Garden, FL	LAA	271	.105	361	82	98	26	4	10	51	75	97	14	2	0	0	0.040
	R	R	6-0	200	6/22/82	Tucson, AZ	Dallas, TX	LAA	050	.12	20	1	1	0	0	0	1	1	3	8	1	1	0	0
3	R	R	6-1	220	6/21/91	La Romana, DR	La Romana, DR	DETROIT	236	.139	551	90	130	25	3	22	52	55	86	14	1	0	0	12.000
19	R	R	6-1	220	6/21/91	La Romana, DR	La Romana, DR	LAA	173	.45	127	10	22	5	0	4	14	13	34	6	1	0	0	1.146
	R	R	6-3	240	1/16/80	St. Louis County, MO	St. Louis County, MO	Salt Lake	265	.45	185	26	49	10	0	9	39	17	32	6	1	0	0	17.000
5	R	R	6-2	200	9/4/89	Mundo-Noboo, Curacao	Mundo-Noboo, Curacao	LAA	241	.149	593	53	143	17	0	23	101	37	93	3	0	0	0	5.125
2	R	R	6-2	200	9/4/89	Mundo-Noboo, Curacao	Mundo-Noboo, Curacao	LAA	278	.158	589	77	164	38	2	14	69	47	67	19	0	0	0	7.148
18	L	R	5-10	215	11/30/85	Sucre, VZ	Sucre, VZ	Inland Empire	348	.6	23	5	8	3	0	0	6	1	4	0	0	0	0	0
	R	R	6-2	235	7/4/89	St. Thomas, U.S. Virgin Islands	St. Thomas, U.S. Virgin Islands	LAA	199	.117	347	42	69	15	0	22	65	48	106	0	0	0	0	0

No.	OUTFIELDERS (6)	B	T	Ht.	Wt.	Born	Birthplace	Residence	2017 Club(s)	AVG	G	AB	R	H	2B	3B	HR	RBI	BB	SO	SB	CS	SV	CS SERVICE
54	R	R	6-5	235	7/4/89	St. Thomas, U.S. Virgin Islands	St. Thomas, U.S. Virgin Islands	El Paso	285	.72	235	53	67	16	1	20	62	48	88	3	2	0	0	1.023
	L	L	5-10	200	10/14/87	Buckeye, AZ	Buckeye, AZ	SAN DIEGO	213	.61	164	24	35	6	0	5	16	28	66	5	1	2	0	4.130
56	R	R	5-11	190	1/17/95	Mesa, AZ	Mesa, AZ	Inland Empire	244	.155	569	77	139	23	2	19	71	71	134	5	2	0	0	0.000
84	R	R	5-11	190	1/17/95	Mesa, AZ	Mesa, AZ	Mobile	321	.13	53	5	17	6	0	0	4	9	15	5	2	0	0	0
	R	R	6-2	235	8/7/91	Millville, NJ	Millville, NJ	Salt Lake	248	.77	278	40	69	13	2	4	26	40	73	21	9	2	0	0
27	R	R	6-2	235	8/7/91	Millville, NJ	Millville, NJ	Inland Empire	306	.114	402	92	123	25	3	33	72	94	90	22	4	0	0	6.070
	R	R	6-2	205	8/25/87	Norfolk, VA	Scottsdale, AZ	Inland Empire	222	.4	9	5	2	1	1	0	0	4	2	0	0	0	0	0
8	R	R	6-2	205	8/25/87	Norfolk, VA	Scottsdale, AZ	DETROIT	279	.125	459	81	128	37	0	28	94	57	147	10	5	0	0	10.060
	R	R	6-2	195	9/5/83	Houston, TX	Houston, TX	LAA	245	.27	98	19	24	7	0	7	15	17	33	4	0	0	0	0
24	R	R	6-2	195	9/5/83	Houston, TX	Houston, TX	BOSTON	235	.90	243	30	57	12	2	7	25	30	55	3	2	0	0	11.039

40-MAN ROSTER



NON-ROSTER INVITEES

No.	PITCHERS (6)			2017 Club(s)		Residence		W-L	ERA	G	GS	CG	SHO	SV	IP	H	R	ER	BB	SO	SERVICE	
	B	T	Ht.	Born	Birthplace																	
81	Campos, Vicente	R	R	6-3	2/27/92	La Guaira, VZ	La Sabana, VZ	0-1	16.20	1	1	0	0	0	1.2	3	3	3	3	3	0.029	
75	Hofacker, Adam	R	R	6-1	2/18/94	Corona, CA	Inland Empire	0-0	8.27	6	4	3	0	0	0	16.1	23	15	12	9		
							Angels (AZL)	0-0	5.40	4	3	0	0	0	5	6	4	3	2	7	0.000	
47	Krol, Ian	L	L	6-1	5/9/91	Hinsdale, IL	Inland Empire	2-1	2.29	10	10	0	0	0	38.2	36	13	4	8	9		
							Salt Lake	0-2	6.75	11	10	0	0	0	34.2	20	11	2	8	37		
49	Lamb, John	L	L	6-4	7/10/90	La Palma, CA	Braves (GCL)	2-2	5.33	51	0	0	0	0	49	50	34	29	21	44	3.149	
							Florida	0-0	0.00	2	0	0	0	0	2	1	0	0	0	0	0	0
89	Morales, Osmer	R	R	6-3	10/30/92	Villa de Cura, VZ	Gwinnett	1-0	0.00	1	0	0	0	0	2	1	0	0	0	2	0	
							Salt Lake	6-3	3.33	13	13	0	0	0	70.1	95	44	42	26	48	0.160	
40	Pinder, Branden	R	R	6-4	1/26/89	Corona, CA	San Francisco de Asi, VZ	2-4	3.93	16	0	0	0	0	50.1	37	14	13	21	31	0.000	
							Staten Island	0-0	0.00	3	0	0	0	0	50.1	43	21	0	2	4	1.091	
17	Ohtani, Shohei	L	R	6-4	7/5/94	Ōshū, Japan	Trenton	1-0	0.00	3	0	0	0	1	4.1	3	0	0	4	3	0	
							Salt Lake	1-0	5.40	8	0	0	0	0	8.1	11	7	5	7	2		
PITCHER/DH (1)																						
3-2 3.20 5 5 1 1 0 25.1 13 9 9 19 29 0.000																						
AVG G AB R H 2B 3B HR RBI BB SO SB CS																						
.332 65 202 24 67 16 1 8 31 24 63 0 1																						
CATCHERS (5)																						
AVG G AB R H 2B 3B HR RBI BB SO SB CS SERVICE																						
96	Arcia, Francisco	L	R	5-11	200 9/14/89	Maiquetia, VZ	Catria La Mar, VZ	15	52	4	10	1	0	0	1	3	10	1	0	0.000		
97	Barash, Michael	R	R	6-1	2/12/94	Boca Raton, FL	Mobile	238	80	15	19	3	0	0	3	9	17	1	2	0.000		
							Inland Empire	367	84	31	76	19	0	10	42	7	75	1	0	0.000		
95	Briceno, Jose	R	R	6-1	9/19/92	Caracas, VZ	Mobile	194	92	35	34	12	2	0	41	23	73	7	0	0.000		
							Salt Lake	200	3	10	1	0	0	0	0	0	1	0	0	0.000		
98	Kruger, Jack	R	R	6-1	1/85 10/26/94	Los Angeles, CA	Burlington	232	69	267	34	62	13	2	4	23	21	54	2	1	0.000	
							Inland Empire	255	35	137	21	35	4	1	1	16	18	26	0	0	0.000	
99	Ward, Taylor	R	R	5-10	190 12/14/93	Dayton, OH	Inland Empire	242	54	207	32	50	11	1	6	30	35	43	0	0	0.000	
							Mobile	286	33	119	14	34	3	1	3	19	22	17	0	0	0.000	
INFELDERS (5)																						
AVG G AB R H 2B 3B HR RBI BB SO SB CS SERVICE																						
31	Carter, Chris	R	R	6-4	245 12/18/86	Redwood City, CA	Las Vegas, NV	62	184	20	37	5	1	8	26	20	76	0	0	5.087		
83	Fernandez, Jose	L	R	5-11	200 4/27/88	Villa Clara, Cuba	Nashville	252	36	131	21	33	5	1	9	22	19	49	0	0	0.000	
							Oklahoma City	306	90	333	47	102	16	0	16	64	24	31	0	2	0.000	
86	Fletcher, David	R	R	5-10	175 5/31/94	Orange, CA	Mobile	276	63	243	32	67	14	1	12	21	30	12	1	0.000		
							Salt Lake	254	47	205	27	52	16	1	2	17	6	25	8	1	0.000	
85	Thaiss, Matt	L	R	6-0	200 5/6/95	Jackson, NJ	Inland Empire	265	84	336	46	89	13	4	8	48	40	59	4	3	0.000	
							Mobile	292	49	178	29	52	14	0	1	25	37	50	4	3	0.000	
51	Walsh, Colin	S	R	6-1	200 9/26/89	San Diego, CA	Jackson	273	68	242	49	66	17	0	11	31	65	70	5	2	0.063	
							Corpus Christi	146	12	41	5	6	2	0	1	4	10	14	0	1		
OUTFIELDERS (3)																						
AVG G AB R H 2B 3B HR RBI BB SO SB CS SERVICE																						
37	Jones, Jahmal	R	R	6-0	215 8/4/97	Roswell, GA	Roswell, GA	272	86	345	54	34	18	4	9	30	32	63	18	7	0.000	
87	Liriano, Rymel	R	R	6-0	220 6/20/91	Santo Domingo, DR	Inland Empire	256	123	449	67	115	11	3	17	52	42	433	7	6	1.079	
							Charlotte	220	21	41	4	9	2	0	6	5	14	1	0	7	5.163	
9	Young Jr., Eric	S	R	5-10	190 5/25/85	Piscataway, NJ	CHICAGO (A.L.)	320	83	341	67	104	15	0	8	52	33	56	20	7		
							Salt Lake	205	21	81	11	5	1	5	8	52	33	56	20	7		
LAA																						
.264 47 110 24 29 5 0 4 16 5 31 12 3																						



HOW THE 2018 ANGELS WERE BUILT



(40-MAN ROSTER; HOW ORIGINALLY ACQUIRED BY LAA)

AMATEUR FREE AGENT DRAFT (8)

Player	Draft	Phase	Round
RHP Cam Bedrosian	2010	Regular	1st (29th overall)
OF Kole Calhoun	2010	Regular	8th
INF Kaleb Cowart	2010	Regular	1st (18th overall)
OF Michael Hermosillo	2013	Regular	28th
RHP Jake Jewell	2014	Regular	5th
RHP Keynan Middleton	2013	Regular	3rd
RHP Garrett Richards	2009	Regular	1st (42nd overall)
OF Mike Trout	2009	Regular	1st (25th overall)

SIGNED AS MAJOR LEAGUE FREE AGENT (5)

Player	Previous Organization	Date
INF Zack Cozart	Cincinnati	Dec. 15, 2017
INF Albert Pujols	St. Louis	Dec. 10, 2011
C Rene Rivera	Chicago (NL)	Jan. 9, 2018
INF Luis Valbuena	Houston	Jan. 24, 2017
OF Chris Young	Boston	Feb. 18, 2018

SIGNED AS NON-DRAFTED/MINOR LEAGUE /INTERNATIONAL FREE AGENT (3)

Player	Previous Organization	Date
RHP Jaime Barria	None	Apr. 11, 2013
RHP Eduardo Paredes	None	Mar. 12, 2012
RHP Matt Shoemaker	None	Aug. 14, 2008

ACQUIRED VIA TRADE (18)

Player	From	Date	For
LHP Jose Alvarez	Detroit	Mar. 21, 2014	INF Andrew Romine
OF Jabari Blash	New York (A.L.)	Feb. 21, 2018	PTBNL or cash considerations
RHP Parker Bridwell	Baltimore	Apr. 17, 2017	PTBNL or cash
RHP Jesus Castillo	Chicago (N.L.)	Aug. 1, 2016	RHP Joe Smith
C Juan Graterol	Toronto	Apr. 18, 2017	PTBNL or cash
LHP Andrew Heaney	Los Angeles (N.L.)	Dec. 11, 2014	INF Howie Kendrick
RHP Jim Johnson	Atlanta	Nov. 30, 2017	LHP Justin Kelly & Int'l bonus pool space
INF Ian Kinsler	Detroit	Dec. 17, 2017	RHP Wilkel Hernandez & OF Troy Montgomery
INF Jefry Marte	Detroit	Jan. 27, 2016	INF Kody Eaves
C Martin Maldonado	Milwaukee	Dec. 13, 2016	C Jett Bandy
RHP Alex Meyer	Minnesota	Aug. 1, 2016	RHP Alan Busenitz
RHP Felix Pena	Chicago (N.L.)	Oct. 9, 2017	LHP Hector Santiago
C Carlos Perez	Houston	Nov. 5, 2014	PTBNL or cash
RHP Troy Scribner	Houston	Mar. 26, 2016	C Hank Conger
INF Andrelton Simmons	Atlanta	Nov. 12, 2015	Cash considerations
LHP Tyler Skaggs	Arizona	Dec. 10, 2013	INF Erick Aybar, LHP Sean Newcomb, RHP Chris Ellis & Cash
RHP Nick Tropeano	Houston	Nov. 5, 2014	OF Mark Trumbo & RHP A.J. Schugel
OF Justin Upton	Detroit	Aug. 31, 2017	C Hank Conger, RHP Grayson Long & RHP Elvin Rodriguez

CLAIMED OFF WAIVERS (6)

Player	Previous Organization	Date
RHP Dayan Diaz	Houston	Sept. 4, 2017
INF Nolan Fontana	Houston	Nov. 22, 2016
RHP Blake Parker	Milwaukee	Dec. 23, 2016
RHP JC Ramirez	Cincinnati	June 26, 2016
RHP Noe Ramirez	Boston	Aug. 18, 2017
RHP Blake Wood	Cincinnati	Aug. 25, 2017

RULE 5 DRAFT (1)

Player	Previous Organization	Date
RHP Luke Bard	Minnesota	Dec. 14, 2017



2018 NUMERICAL ROSTER



PLAYERS REPORTING TO SPRING TRAINING (61 AS OF 2/23/18)

2	SIMMONS, ANDRELTON	INF	48	ÁLVAREZ, JOSÉ	LHP
3	KINSLER, IAN	INF	49	LAMB, JOHN**	LHP
5	PUJOLS, ALBERT	INF	51	WALSH, COLIN**	INF
7	COZART, ZACK	INF	52	SHOEMAKER, MATT	RHP
8	UPTON, JUSTIN	OF	53	PARKER, BLAKE	RHP
9	YOUNG JR., ERIC**	OF	54	BLASH, JABARI	OF
12	MALDONADO, MARTÍN	C	56	CALHOUN, KOLE	OF
13	GRATEROL, JUAN	C	57	DÍAZ, DAYAN	RHP
16	FONTANA, NOLAN	INF	58	PÉREZ, CARLOS	C
17	OHTANI, SHOHEI**	RHP/DH	60	PEREDES, EDUARDO	RHP
18	VALBUENA, LUIS	INF	62	BRIDWELL, PARKER	RHP
19	MARTE, JEFREY	INF	64	PEÑA, FÉLIX	RHP
22	COWART, KALEB	INF	66	RAMÍREZ, JC	RHP
23	MEYER, ALEX	RHP	71	CASTILLO, JESUS	RHP
24	YOUNG, CHRIS	OF	72	BARRIA, JAIME	RHP
25	RAMÍREZ, NOÉ	RHP	74	JEWELL, JAKE	RHP
27	TROUT, MIKE	OF	76	JONES, JAHMAI**	OF
28	HEANEY, ANDREW	LHP	81	CAMPOS, VICENTE**	RHP
31	CARTER, CHRIS**	INF	82	HOFACKET, ADAM**	RHP
32	BEDROSIAN, CAM	RHP	83	FERNANDEZ, JOSE**	INF
33	JOHNSON, JIM	RHP	84	HERMOSILLO, MICHAEL	OF
35	TROPEANO, NICK	RHP	85	THAISS, MATT**	INF
37	LIRIANO, RYMER**	OF	86	FLETCHER, DAVID**	INF
38	SCRIBNER, TROY	RHP	89	MORALES, OSMER**	RHP
39	MIDDLETON, KEYNAN	RHP	90	BARD, LUKE	RHP
40	PINDER, BRANDEN**	RHP	95	BRICENO, JOSE**	C
43	RICHARDS, GARRETT	RHP	96	ARCIA, FRANCISCO**	C
44	RIVERA, RENÉ	C	97	BARASH, MICHAEL**	C
45	SKAGGS, TYLER	LHP	98	KRUGER, JACK**	C
46	WOOD, BLAKE	RHP	99	WARD, TAYLOR**	C
47	KROL, IAN**	LHP		** Non-Roster Invitees (20)	

PRONUNCIATIONS

Francisco ARCIA (are-SEE-uh)	Dino EBEL (EEE-bull)	Mike SCIOSCIA (SO-shuh)
Luke BARD (Rhymes with 'hard')	Andrew HEANEY (HEE-nee)	Andrelton (ANN-drull-ton) SIMMONS
Michael BARASH (BEAR-ish)	Adam HOFACKET (ho-fack-it)	Steve SOLIZ (sol-EEZ)
Jaime BARRIA (bar-EE-uh)	JAHMAI (juh-MY) Jones	Matt THAISS (like 'ice')
Jose BRICENO (bruH-SEE-no)	Jack KRUGER (CREW-gur)	Nick TROPEANO (troh-pee-AH-noh)
SHOHEI (show-HEY) OHTANI (oh-TAWN-ee)	RYMER (RYE-mur) Liriano	
Vicente CAMPOS (CAM-pose)	MARTÍN (mar-TEEN) Maldonado	
JESUS (hey-SOOS) Castillo	Eduardo PAREDES (Paw-RED-ess)	
ANEL (uh-nell) De Los Santos	Albert PUJOLS (POO-holes)	
DAYAN (die-ANN) Diaz	NOE (no-EH) Ramirez	

IN-SEASON BIRTHDAYS (40-MAN & COACHES)

March

3rd - Scott Radinsky
6th - Alfredo Griffin;
 Eduardo Paredes
20th - Dino Ebel

May

5th - Charles Nagy;
 Tom Gregorio
6th - Jose Alvarez
16th - Jake Jewell
19th - Josh Paul
27th - Garrett Richards

June

2nd - Kaleb Cowart
5th - Andrew Heaney
6th - Nolan Fontana
19th - Blake Parker;
 Anel De Los Santos
21st - Jeffrey Marte
22nd - Ian Kinsler
27th - Jim Johnson

July

2nd - Troy Scribner
 4th - Jabari Blash
13th - Tyler Skaggs
18th - Jaime Barria
31st - Rene Rivera

August

2nd - Parker Bridwell
5th - Eric Hinske
7th - Mike Trout
8th - Blake Wood
12th - Zack Cozart
16th - JC Ramirez;
 Martin Maldonado
25th - Justin Upton
27th - Nick Tropeano;
 Jesus Castillo

September

4th - Andrelton Simmons
12th - Keynan Middleton
27th - Matt Shoemaker

October

2nd - Cam Bedrosian
14th - Kole Calhoun
27th - Carlos Perez

MINOR LEAGUE SYSTEM



Angels 2017 first round pick
(10th overall) Jo Adell



MINOR LEAGUE INSTRUCTORS



FIELD COORDINATOR	Chad Tracy
FIELD COORDINATOR, LATIN AMERICAN	Humberto Miranda
PITCHING COORDINATOR	Matt Wise
ASSISTANT PITCHING COORDINATOR	Buddy Carlyle
HITTING COORDINATOR	Jeremy Reed
ASSISTANT HITTING COORDINATOR	Shawn Wooten
INFIELD COORDINATOR	David Newhan
OUTFIELD & BASE RUNNING COORDINATOR	Jon Nunnally
CATCHING COORDINATOR	Jose Molina
SPECIAL ASSIGNMENT INFIELD COACH	Bobby Knoop
SPECIAL ASSIGNMENT CATCHING INSTRUCTOR	Bill Lachemann
MEDICAL COORDINATOR	Geoff Hostetter
REHAB COACH	Kernan Ronan
REHAB COORDINATOR	Andrew Hawkins
REHAB STRENGTH & CONDITIONING COORDINATOR	Daniel Escobar
STRENGTH & CONDITIONING, PLAYER PERFORMANCE COORDINATOR	Ryan Crotin
MINOR LEAGUE EQUIPMENT MANAGER & AZ OPERATIONS	Brett Crane

MINOR LEAGUE AFFILIATES

SALT LAKE BEES

CLASS AAA — PACIFIC COAST LEAGUE

SMITH'S BALLPARK
77 West 1300 South
Salt Lake City, UT 84115
(801) 350-6900
(801) 485-6818 FAX
www.slbees.com



Owner	Gail Miller
President/General Manager	Marc Amicone
Sr. Vice President of Communications	Frank Zang
Director of Broadcasting	Steve Klauke
Communications Manager	Kraig Williams
Manager	Keith Johnson
Pitching Coach	Erik Bennett
Hitting Coach	Donnie Ecker
Defensive Coach	Ray Olmedo
Trainer	Brian Reinker
Strength and Conditioning Coach	Adam Auer
2017 Record:	72-70 (2nd place)

MOBILE BAYBEARS

CLASS AA — SOUTHERN LEAGUE

HANK AARON STADIUM
755 Bolling Brothers Blvd.
Mobile, AL 36606
(251) 479-2327
(251) 476-1147 FAX
www.mobilebaybears.com



General Manager	Chris Morgan
Broadcasting & Media Relations	Steve Goldberg
Manager	Lou Marson
Pitching Coach	Pat Rice
Hitting Coach	Lee Tinsley
Defensive Coach	Travis Adair
Trainer	Matt Morrell
Strength and Conditioning Coach	Dylan Cintula
Video Manager	Teddy Eley
2017 Record:	64-75 overall (4th place); 30-39 in 1st half, 34-36 in 2nd half

INLAND EMPIRE 66ERS

CLASS A — CALIFORNIA LEAGUE

SAN MANUEL STADIUM
280 South E. Street
San Bernardino, CA 92401
(909) 888-9922
(909) 888-5251 FAX
www.66ers.com



Co-Owner	Dave Elmore
Co-Owner	Donna Tuttle
General Manager	Joe Hudson
Director of Broadcasting	Steve Wendt
Manager	Ryan Barba
Pitching Coach	Chris Seddon
Hitting Coach	Brian Betancourth
Defensive Coach	TBD
Trainer	Yusuke Takahashi
Strength and Conditioning Coach	Adam Smith
2017 Record:	65-75 overall; 30-40 in 1st half (4th place), 35-35 in 2nd half (3rd place)



MINOR LEAGUE AFFILIATES



BURLINGTON BEES

CLASS A — MIDWEST LEAGUE

COMMUNITY FIELD
2712 Mt. Pleasant St.
Burlington, IA 52601
(319) 754-5705
(319) 754-5882 FAX
www.gobees.com



President	Scott Zaiser
General Manager	Chuck Brockett
Manager	Jack Howell
Pitching Coach	Jonathan Van Eaton
Hitting Coach	Matt Spring
Defensive Coach	Cole Garner
Trainer	Richard Gill
Strength and Conditioning Coach	Omar Porras
Video Manager	Bryan Rogers
2017 Record:	60-79 overall; 31-38 in 1st half (6th place), 29-41 in 2nd half (8th place)

OREM OWLZ

ADVANCED ROOKIE — PIONEER LEAGUE

HOME OF THE OWLZ
970 West University Parkway
Orem, UT 84058
(801) 377-BALL (2255)
(801) 377-2345 FAX
www.oremowlz.com



Owners	Jeff & Jyll Katofsky
General Manager	Rick Berry
Assistant General Manager	Julie Hatch
Manager	Dave Stapleton
Pitching Coach	Tyler Anderson
Pitching Coach	Michael Wuertz
Hitting Coach	Daniel Ortega
Hitting Coach	Manny Del Campo
Trainer	TBD
Strength and Conditioning	TBD
Video Manager	Teddy Eley
2017 Record:	49-26 overall; 26-11 in 1st half (1st place), 25-15 in 2nd half (2nd place); 0-2 in playoffs

TEMPE ANGELS

ROOKIE — ARIZONA LEAGUE

MINOR LEAGUE COMPLEX
2225 West Westcourt Way
Tempe, AZ 85282
(480) 858-7555
(480) 858-7550 FAX



Operations Manager	Brett Crane
Manager	Jack Santora
Pitching Coach	Jairo Cuevas
Pitching Coach	Jordan Oseguera
Hitting Coach	Alexis Gomez
Hitting Coach	Ryan Sebra
Trainer	Chris Wells
Strength and Conditioning	Andrea Nunez
2017 Record:	30-26 overall; 15-13 in 1st half (2nd place), 15-13 in 2nd half (2nd place); 2-2 in playoffs

SAN PEDRO DE MACORIS ANGELS

ROOKIE — DOMINICAN SUMMER LEAGUE

ANGELS DOMINICAN COMPLEX
El Penon, San Pedro de Macoris, DR
(809) 591-1785



Manager	Hector De La Cruz
Pitching Coach	Jose Marte
Pitching Coach	Enrique Gonzalez
Hitting Coach	Raywilly Gomez
Hitting Coach	Berbani Martinez
Defensive Coach	Sandy Martinez
Defensive Coach	Juan Zapata
Trainer	Rafael Abreu
Strength and Conditioning	Edison Oviedo & Chris Rodriguez
2017 Record:	35-35 overall (4th place)

MINOR LEAGUE



MINOR LEAGUE STAFF



BUDDY CARLYLE Assistant Pitching Coordinator

Nine-year Major League veteran, Buddy Carlyle enters second season in the Angels organization and first as Assistant Pitching Coordinator...Was Double-A Mobile's pitching coach during the 2017 campaign...During the season, worked with future Angels Eduardo Paredes, Parker Bridwell and Damien Magnifico...In 2016, made coaching debut after being hired by the Atlanta Braves as an assistant coach and manager of replay review protocol...Retired from baseball prior to the 2016 season...Appeared in 150 career games with the Padres, Dodgers, Braves, Yankees and Mets going 13-13 with 5.14 ERA...Also saw action across four different seasons in Japan (2001, 2002 and 2010) and Korea (2006)...Originally drafted by the Cincinnati Reds in the second round of the 1996 draft.



BOBBY KNOOP Special Assignment Infield Coach

Longtime Angel, Bobby Knoop, is in his sixth year back with the organization after a 15-year hiatus...2018 will mark his 30th season with the Angels and 23rd as a coach...Before rejoining the Angels in 2013, Knoop last held a position at the Major League level with the Colorado Rockies where he was a scout (2008) and later named Senior Advisor, Player Development (2009)...The former Angel second baseman's previous appearance in the coaching ranks was with the Blue Jays as first base coach under manager Jim Fregosi during 2000 season...Prior to his time with Toronto, spent 18 seasons (1975-76; 1979-96) as Angels' first and third base coach...Was the club's interim manager for two games in 1994, going 1-1...At the time of his departure, established the longest tenure in club history...Spent 1977-78 seasons as a Major League coach for White Sox before returning to Angels in 1979...Began his coaching career with Angels in 1975...Spent part of the '75 season as a minor league instructor before moving over to manage Quad Cities of the Midwest League in second half of the season...Led club to a first-place finish but lost in championship series...Managed El Paso to a second-place finish in Texas League during the 1976 season...Played nine years at the Major League level batting .236 (856/3622) with 56 home runs and 331 RBI with the Angels (1964-69), White Sox (1969-70) and Royals (1971-72)...Four-time recipient of the Angels' Owner's Trophy (1964-66 & 1968), presented annually to the club's MVP...He, Garret Anderson and Mike Trout are the only players to ever win the award four times...Originally signed by Milwaukee Braves as an amateur free agent before the 1956 season and was a Rule 5 Draft pick by the Angels from the Braves on Dec. 2, 1963...The former Halo second baseman was introduced as the 11th member of the Angels Hall of Fame on Sept. 5, 2013.

MINOR LEAGUE



BILL LACHEMANN Special Assignment Catching Coordinator

Returns for 34th season in Angels organization (since 1985) and 15th as Angels' Special Assignment Catching Coordinator...Spent two seasons as coach at Salt Lake (2001-02) and two seasons at Erie (1999-2000)...Managed rookie-level Butte for two seasons (1997-98), compiling 56-92 record...Served as bullpen coach for Angels in 1995 and 1996, joining brother Marcel Lachemann's staff, Sept. 22, 1994...Bill has also guided Angels affiliates in Mesa (1990-94), Palm Springs (1987-89) and Quad Cities (1985-86)...Led Palm Springs to first half title in 1988...Before joining Angels organization, spent nine seasons as minor league coach with San Francisco (1976-84)...Coached at Great Falls (1976-81), Fresno (1982) and Clinton (1983-84)...Played six minor league seasons (1955-61) in Dodgers organization...In 1982, played in one game as back-up catcher with Fresno in first playing appearance in 19 years and handled one putout while not recording a plate appearance...Graduated from College of Great Falls (MT) in 1971 with bachelor's degree in teaching...Earned All-City honors as catcher at Dorsey High in Los Angeles (CA), where he was a teammate of Hall of Fame manager Sparky Anderson...Brother Marcel is Angels' Special Assistant to the General Manager and brother Rene was a former manager of the Marlins, Brewers and Mariners...Bill has three children (Colleen, Bill and Tim)...Resides in Great Falls, MT...Full name is William Charles Lachemann.



MINOR LEAGUE STAFF



JOSE MOLINA Catching Coordinator

Jose Molina returns for his third season as the Angels' Catching Coordinator...2018 marks his third season as a coach...He played 15 seasons in the Major Leagues with the Cubs (1999), Angels (2001-07), Yankees (2007-09), Blue Jays (2010-11) and Rays (2012-14)...Molina compiled a career batting average of .233 (592/2546) with 39 home runs and 223 RBI across 947 games...He was a member of the Angels 2002 World Series Championship club as well as Yankees World Series winning squad in 2009...Behind the plate, Molina posted a career 37% (224/609) caught stealing percentage and a .994 career fielding percentage, with just 39 errors...Since 1999, the 37% caught stealing rate is tied for sixth (min. 4000 innings caught) while his 25 career catcher pickoffs rank tied with Thurman Munson for 10th most all-time...Molina and his brothers (Bengie & Yadier) are one of 18 trios of brothers in Major League history...He and his wife, Yalicia, reside in Dorado, Puerto Rico.



DAVID NEWHAN Infield Coordinator

Enters second season with the Angels organization as Infield Coordinator after spending the previous two years (2015-16) as the Assistant Hitting Coach for the Detroit Tigers...During 2016, worked with former Angel Cameron Maybin in a season which the outfielder saw his batting average improve from .267 in 2015 to .315 in 2016...In first season as Assistant Hitting Coach for the Tigers, Miguel Cabrera won the American League's batting crown with a .338 batting average...Prior to big league coaching stint, was the manager of the 2014 Single-A Vermont Lake Monsters...Served as the Hitting Coach for the San Diego's Single-A Lake Elsinore Storm from 2011-13...Played 14 seasons of professional baseball, including part of eight seasons with the Padres (1999-2000), Phillies (2000-01), Orioles (2004-06), Mets (2007) and Astros (2008)...He and wife, Karen, reside in Vista, CA with their two children, Nico and Gianna...Father, Ross Newhan, a former columnist for the *Long Beach Press-Telegram* and *Los Angeles Times*, was awarded the 2000 J.T. Taylor Spink Award by the National Baseball Hall of Fame.



JON NUNNALLY Outfield Coordinator

Returns for second season as Outfield Coordinator for the Angels...Spent 2015 and 2016 seasons coaching in the Boston Red Sox minor league system...2018 will mark his 11th year as a coach in professional baseball...Assumed the role as hitting coach for Boston's Double-A Portland Sea Dogs in 2016 after serving in the same capacity for High-A Salem in 2015...Tabbed as Toronto's Double-A hitting coach for the 2014 campaign following a year as hitting coach for Triple-A Buffalo in 2013...Joined the Blue Jays organization in 2012 as hitting coach for Double-A New Hampshire...During the 2010 and 2011 seasons, was the Cleveland Indians batting coach...Served on Manny Acta's staff along with current Angels Bullpen Coach Scott Radinsky for both the 2011 and 2012 campaigns...Held Hitting Coach duties for Cleveland's Triple-A affiliate during the '09 season following a two-year stint (2007-08) as Hitting Coach for the Kinston Indians...The former outfielder played parts of six Major League seasons (1995-2000) for the Royals (1995-97), Cincinnati Reds (1997-98) and the New York Mets (2000)...Was originally drafted by the Indians in the third round of the 1992 First-Year Player Draft...Full name is Jonathan Keith Nunnally...Has two daughters, Kristen and Josie, and a son, Jonathan Jr.

MINOR LEAGUE



MINOR LEAGUE STAFF



JEREMY REED

Hitting Coordinator

Former big league outfielder enters second season as Hitting Coordinator with the Angels following three seasons (2014-16) as the Hitting Coordinator for the Milwaukee Brewers...Joined the Brewers organization after playing parts of eight big league seasons (2004-11) with the Mariners (2004-08), Mets (2009), Blue Jays (2010) and Brewers (2011)...Announced retirement from baseball Mar. 16, 2013 after participating in Spring Training with the Diamondbacks...Played collegiate baseball at Long Beach State University, where he earned First Team All-Big West honors in 2002...Prepped at Bonita High School in La Verne, CA (28 miles East of Angel Stadium)...Resides in

Phoenix, AZ...Full name is Jeremy Thomas Reed.



KERNAN RONAN

Rehab Coach

Begins 30th season with the Angels and second with title of Rehab Coach...Spent four years as Angels Rehab Pitching Coordinator...Previous six seasons was the organization's Roving Pitching Coordinator...Winner of 2009 Mara Forcay Award for Minor League Employee of the Year, given to member of staff for outstanding commitment and dedication...Spent 2005 and 2006 as pitching coach for Single-A Cedar Rapids...Previously was pitching coach at Double-A Arkansas (2004), Rookie-level Provo (2002-03), Single-A Rancho Cucamonga (2001),


Single-A Lake Elsinore (1998-2000), Rookie-level Butte (1997), Double-A Midland (1991-96) and Single-A Palm Springs (1989-90)...Before joining Angels, he coached one season (1987) at South Mountain Community College...Played five seasons in Giants organization (1981-1985) after being selected in 18th round of 1981 June amateur draft...Pitched two seasons (1980-81) at Northern Arizona University and two seasons (1978-79) at Glendale Community College... Also played quarterback for Glendale football team one season...Earned business degree from Arizona State University in 1989...Attended Brophy Prep School in Phoenix, AZ...Served as pitching coach for 2005 Surprise Scorpions in Arizona Fall League...Has also coached winter leagues in Dominican Republic, Venezuela and Mexico...Resides in Phoenix, AZ with wife, Diane.



CHAD TRACY

Field Coordinator

2018 marks fourth season in the Angels organization and first as Field Coordinator...Managed Single-A (Adv.) Inland Empire in 2016 and 2017 after making managerial debut in 2015 with Single-A Burlington...2017 66ers went 65-70 and finished third in the South Division...Club's .265 team average ranked second in the California League...In 2015, during first stint as a manager with Burlington, went 63-76 and managed future big leaguers Keynan Middleton and Eduardo Paredes...Originally drafted by Texas in the third round of the 2006 First-Year Player Draft out of Pepperdine University, he spent six seasons in the Rangers system and played at the Triple-A level with Oklahoma City and Round Rock in 2010 and 2011...Played the 2012 season with Rockies Triple-A affiliate Colorado Springs and started 2013 with Royals Triple-A affiliate Omaha...In his nine seasons as a professional, compiled a .267 career average with 159 home runs and 706 RBI...Is the son of Jim Tracy, who has managed 11 seasons in the Majors with the Dodgers (2001-05), Pirates (2006-07) and Rockies (2009-12) and was named National League Manager of the Year in 2009.



MATTHEW WISE

Pitching Coordinator

Matt Wise begins his seventh season in the Angels organization and first as Pitching Coordinator... Since joining the Angels in 2012, Wise has held various pitching coach roles throughout the organization...During 2017 season, was the organization's Pitching Programs Coordinator...In 2016, Wise returned to his role as Co-Pitching Coach of the Arizona League Angels where he saw his Club fashion

a collective 3.48 ERA (497 IP - 192 ER)...Was promoted to Pitching Coach for Single-A Inland Empire from 2014-15, where he worked with future Halos Cam Bedrosian, Mike Morin and Greg Mahle...Began professional coaching career as Pitching Coach for the Arizona League Angels where he held the role for both the 2012 and 2013 campaigns...Appeared in parts of eight big league seasons after being drafted by the Angels in the sixth round of the 1997 First-Year Player Draft...Made appearances across three different seasons with the Angels from 2000-02, including seven regular season games during the Club's 2002 World Series run...Also played four years with Milwaukee (2004-07) and one season with the Mets (2008) before retiring from baseball prior to the 2009 season...Played college baseball for both Cal State Fullerton and Pepperdine University and prepped at Bonita High School (28 miles East of Angel Stadium).

MINOR LEAGUE



MINOR LEAGUE MANAGERS



RYAN BARBA Single-A Inland Empire

Barba begins sixth season in the Angels organization and first as manager of Inland Empire...2018 represents first season in a managerial role...Previously was the hitting coach for Double-A Mobile (2017), Single-A Inland Empire (2016), Single-A Burlington (2015), Rookie-level Orem (2014) and the AFL Angels (2013)...Prior to professional coaching debut, was an assistant coach in 2011 and 2012 at alma mater, the University of New Mexico...Played four minor league seasons with the Brewers (2006-07) and Braves (2009-10)...Middle infielder tallied a career .205 (157/766) average with 34 doubles, four triples, three home runs and 71 RBI in 242 minor league games...Signed with the Brewers as a non-drafted free agent prior to the 2006 season...Between stints with the Brewers and Braves, played one season (2008) of independent league baseball with the Yuma Scorpions of the Golden Baseball League...Attended the University of New Mexico after prepping at Chatsworth High School (CA).



HECTOR DE LA CRUZ Dominican Summer League

Hector De La Cruz begins his third season in Angels organization as manager of DSL Angels...Across the two seasons, DSL Angels have combined to post a 74-66 (.529) record...In 2017, Club went 35-35 for a fourth place finish in the South division...DSL Angels finished at .500 or better in consecutive seasons for the first time since 2012 and 2013...Led Angels to 39-31 record in 2016 in first year as skipper, marking first winning season for DSL Angels since 2013...The .557 win percentage in 2016 was highest for any Angels affiliate club...Coached in Dominican Winter League with Gigantes del Cibao (2012) and Estrellas Orientales (2013-14)...Spent 13 seasons coaching in Arizona Diamondbacks system, including seven years as a manager...Prior to 2016, last managed with Arizona Summer League D-backs in 2012...Spent two seasons (2010-11) at the helm of Rookie-level Missoula in Pioneer League and two years (2008-09) managing Double-A Mobile...In 2007, led Adv.-A Visalia to California League North Division Championship and swept Modesto in first round of playoffs before losing to San Jose in Championship Series...Won Pioneer League Championship in 2006 as manager at Missoula...Served as hitting coach with Single-A South Bend from 2003-04...Was hitting coach with Missoula in 2002...Began coaching career for DSL D-backs in 2000...Played seven seasons in Toronto Blue Jays system from 1984-90...Played in five games during 1991 season with Yomiuri Giants in Japanese Central League...Ended playing career in Mexican League in 1999.

MINOR LEAGUE

DE LA CRUZ'S MANAGERIAL RECORD

Year	Club	League	Won	Lost	Pct.	Finish
2006	Missoula	Pioneer	42	34	.553	2nd
2007	Visalia	California	77	63	.550	1st*
2008	Mobile	Southern	58	79	.423	5th
2009	Mobile	Southern	66	74	.471	3rd
2010	Missoula	Pioneer	28	47	.373	4th
2011	Missoula	Pioneer	41	35	.539	3rd*
2012	Diamondbacks (DSL)	Dominican Summer	27	29	.482	4th
2016	Angels (DSL)	Dominican Summer	39	31	.557	3rd
2017	Angels (DSL)	Dominican Summer	35	35	.500	4th
TOTALS (9 seasons)			413	427	.492	

*Reached playoffs



MINOR LEAGUE MANAGERS



JACK HOWELL Single-A Burlington

Former Angels infielder Jack Howell returns for his third season with the Halos organization and first as manager of the Bees...Was the organization's Field Coordinator in 2016 and 2017 after spending the previous four years (2012-15) as Field Coordinator for the Seattle Mariners...In 2011, held title of minor league hitting coordinator in the Florida Marlins system...Worked in Arizona Diamondbacks organization for nine seasons (2002-10) including two seasons as the Major League hitting coach (2009-10)...

Served as Diamondbacks Minor League Field Coordinator from 2005-08 after a season as the Minor League Hitting Coordinator in 2004...Was hitting coach at Triple-A Tucson in 2003...Managed Adv.-Rookie Missoula in Pioneer League in 2002, leading the Osprey to a 35-41 record...Had an 11-year Major League playing career with Angels (1985-91, '96-97), Padres (1991) and Astros (1998-99)...Hit .239 (632/2639) with 108 home runs and 337 RBI in 941 career MLB games...Played four seasons in Japan with Yakult (1992-94) and Yomiuri (1995) and hit 100 home runs, including a league-leading 38 homers in 1992 for the Swallows...Was named the Nippon Professional Baseball Central League MVP in 1992, becoming one of four American-born players to win the award...In 1993 helped lead Yakult to Japan Series championship...Originally signed by Angels in 1983 as a non-drafted free agent out of the University of Arizona where he played one season, following two years at Pima Community College (Tucson)...Howell is a member of the University of Arizona Sports Ring of Honor...His father Jack Sr., played basketball at the University of Arizona from 1948-52 and helped lead the Wildcats to three postseason appearances...His mother, Melba, is in the Pima County (AZ) Sports Hall of Fame as a bowler...A native of Tucson, AZ, Howell now resides in Show Low, AZ with his wife, Kelly...He has four children, Joshua (Lori), Dallas, Hunter and Haley and two grandchildren, Keira and Easton...Jack and Kelly Howell host a Celebrity Golf Tournament each year raising support for Tucson Alliance for Autism (TAFA) in honor of their daughter Haley.

HOWELL'S MANAGERIAL RECORD

Year	Club	League	Won	Lost	Pct.	Finish
2002	Missoula	Pioneer	35	41	.461	T6th



LOU MARSON Double-A Mobile

Former big league catcher enters first season at the helm of Double-A Mobile...2018 marks first season as a manager at any level after holding title of hitting coach for the Halos' Triple-A Salt Lake Bees in 2017...Under tutelage saw several Bees hit over .300 last season including Carlos Perez, Shane Robinson, Ramon Flores and Kaleb Cowart...Retired from baseball in 2016 following a six-year big league career with the Indians and Phillies...Compiled a career .219 (168/768) average with 39 doubles, four triples,

five home runs and 60 RBI across 261 Major League games...Signed with the Angels as a free agent Feb. 8, 2016 before retiring from baseball.



MINOR LEAGUE MANAGERS



KEITH JOHNSON

Triple-A Salt Lake

Keith Johnson enters his 15th season in Angels organization in 2018...Across parts of 10 seasons as a minor league manager, owns a 630-680 (.481) record...In midst of second stint as manager at Triple-A Salt Lake (returned in 2016)...In 2017, managed the Bees to their first winning season (72-70) since 2013...Club finished one game behind El Paso for the Pacific Southern division title...In 2016, returned as Bees manager...Previously managed Salt Lake from 2011-14...Began 2015 season as Infield Instructor before joining Angels Major League staff following the All-Star Break as Player Information Coach...Prior to his first stint with Salt Lake, spent two seasons as manager at Rancho Cucamonga...In 2014, the Bees finished with a 60-86 record...Compiled a 78-66 record in 2013 at the helm of Salt Lake, leading the club to its 17th winning season and a trip to the Pacific Coast League Finals...The 78 wins were the most victories by a Bees club since 2008 (84-60)...Johnson was named the 2013 Pacific Coast League 'Manager of the Year' by his league peers and by Baseball America...Before taking over as manager of Salt Lake, led Rancho Cucamonga Quakes to Cal League Championship Series where they lost in the fifth game of a five game series to the San Jose Giants...Posted a 139-141 record in two seasons at Rancho Cucamonga...Spent 2008 season at Single-A Cedar Rapids, where he led theernels, who reached playoffs as wild card winner in second half, to a 72-66 overall mark and a sweep in the Western Division Semifinals (team lost in Division Finals series)...He spent the previous two seasons (2006-07) as hitting coach at Double-A Arkansas...In 2006, Travelers led all Double-A baseball with 158 home runs...Took over as Arkansas' interim manager for final 32 games of 2006 season (after Ty Boykin took leave of absence)...Travelers posted 11-21 record under Johnson during final month of season...Spent 2005 as batting coach for Pioneer League champion Orem Owlz...Was hitting coach for Mesa Angels in rookie Arizona League in 2004...Played professionally for 11 seasons as infielder with Los Angeles Dodgers (1993-98, 2001), Arizona Diamondbacks (1999) and Angels (2000, 2002-03)...Batted .262 with 125 home runs and 640 RBI in 1,340 minor league games...Appeared for Angels in six games in 2000, batting .500 (2/4) with two runs scored...Made Major League debut, Apr. 17, 2000 versus Toronto as pinch-runner and defensive replacement...Was originally drafted by Los Angeles Dodgers in fourth round of 1992 free agent draft and signed June 4, 1992...Retired as player after 2003 season...Attended University of Pacific in Stockton, CA, where he majored in sports medicine and played three seasons (1990-92) for the UOP baseball team...Prepped at Hanford (CA) High where he played baseball (infielder), basketball (guard) and football (quarterback) and graduated in 1992...Resides in Salt Lake City, UT, with wife, Malena, and four children Maya, Korey, Jeremy and Kodee.

MINOR LEAGUE

JOHNSON'S MANAGERIAL RECORD

Year	Club	League	Won	Lost	Pct.	Finish
2006	Arkansas	Texas	11	21	.344	3rd [^]
2008	Cedar Rapids	Midwest	72	66	.522	5th/2nd*
2009	Cucamonga	California	61	79	.436	4th/T3rd
2010	Cucamonga	California	78	62	.436	2nd/1st
2011	Salt Lake	Pacific Coast	62	82	.431	4th
2012	Salt Lake	Pacific Coast	73	71	.507	3rd
2013	Salt Lake	Pacific Coast	78	66	.542	1st*
2014	Salt Lake	Pacific Coast	60	84	.417	4th
2016	Salt Lake	Pacific Coast	63	79	.444	4th
2017	Salt Lake	Pacific Coast	72	70	.507	2nd
TOTALS (10 seasons)			630	680	.481	

*Reached playoffs

[^]Interim Manager



Smith's Ballpark - Home of the Salt Lake Bees



MINOR LEAGUE MANAGERS



JACK SANTORA

Rookie Level Orem

Jack Santora begins his second season in the Angels organization, with 2018 marking his professional managerial debut...Spent the 2017 campaign with Single-A Burlington as a defensive coach...Prior to coaching career, spent eight seasons (2007-13 & 2016) playing in the Italian Baseball League for Telemarket Rimini and T&A San Marino...Played six seasons in the minor leagues for Arizona (1999-02), San Diego (2003) and Philadelphia (2004)... Finished the 2003 season playing independent baseball for the Newark Bears of the Atlantic League...Was a member of the Italian National Team for the 2006, 2010 and 2013 World Baseball Classics...Originally drafted by the Arizona Diamondbacks in the 19th round of the 1999 First-Year Player Draft out of UCLA...Was college teammates with former Angel Troy Glaus...Prepped at Monterey High School (CA).



DAVE STAPLETON

Rookie Level Tempe

Dave Stapleton enters his fifth season in Angels organization and second as manager in the Arizona Summer League...In first campaign at helm of the AZL Angels, Club won 30 games and finished second in the East Division...Managed Orem in Pioneer League in 2014, 2015 and 2016... In 2016, led Orem to Pioneer League Championship with sweep of Billings in Championship Series...In 2015, led Owlz to a 24-14 first-half record, winning the first-half title but fell in the Pioneer League South division playoff series...Guided Owlz to a 42-33 record and a playoff berth in 2014, where Owlz were defeated by Billings in the Championship Series...Previously coached his alma mater Grand Canyon University for 17 seasons, including more than 10 years as head coach with a 256-290 (.469) record with the Antelopes...The GCU softball stadium, Stapleton-Pierson Stadium, is partially named after him...Spent six seasons in the Milwaukee Brewers organization as a left-handed relief pitcher from 1984-89...Pitched 10 Major League games for Milwaukee (1987-88), finishing with a 2-0 record and 3.81 (28.1 IP - 12 ER) career ERA...In 1987, across Double-A, Triple-A and the Majors, went 13-3 with a 3.68 ERA...Lives in Arizona with wife, Patti, and their two kids, Kadi and Dakota.

STAPLETON'S MANAGERIAL RECORD

Year	Club	League	Won	Lost	Pct.	Finish
2014	Orem	Pioneer	42	33	.560	2nd*
2015	Orem	Pioneer	41	35	.539	2nd*
2016	Orem	Pioneer	38	38	.500	#T2nd*
2017	AZL Angels	Arizona	30	26	.536	2nd
TOTALS (4 Seasons)			151	132	.534	
#Won League Championship			* Reached playoffs			



Hank Aaron Stadium - Home of the Mobile BayBears



MINOR LEAGUE STAFF



Rafael Abreu
Dominican
Athletic Trainer



Travis Adair
Mobile (AA)
Defensive Coach



Tyler Anderson
Orem (R)
Pitching Coach



Adam Auer
Salt Lake (AAA)
Strength & Conditioning



Erik Bennett
Salt Lake (AAA)
Pitching Coach



Fausto Betances
Dominican
Administrator




Brian Betancourth
Inland Empire (A)
Hitting Coach



Tim Chiarolanza
Orem (R)
Strength & Conditioning



Dylan Cintula
Mobile (AA)
Strength & Conditioning



Brett Crane
Minor League Equip.
Manager & AZ Operations



Ryan Crotin
Strength & Conditioning,
Player Performance
Coordinator



Jairo Cuevas
Tempe (R)
Pitching Coach



Manny Del Campo
Orem (R)
Hitting Coach



Donnie Ecker
Salt Lake (AAA)
Hitting Coach



Daniel Escobar
Rehab Strength &
Conditioning Coord.



Cole Garner
Burlington (A)
Defensive Coach



Richard Gill
Burlington (A)
Athletic Trainer



Alexis Gomez
Tempe (R)
Hitting Coach



Raywilly Gomez
Dominican
Hitting Coach



Enrique Gonzalez
Dominican
Assistant Pitching Coach



Andrew Hawkins
Rehab Coordinator



Geoff Hostetter
Medical Coordinator



Adam Hunt
Minor League
Video Coordinator



Jose Marte
Dominican
Pitching Coach



Berbani Martinez
Dominican
Asst. Hitting Coach

MINOR LEAGUE



MINOR LEAGUE STAFF



Sandy Martinez
Dominican
Catching Coach




Humberto Miranda
Latin American
Field Coordinator



Matt Morrell
Mobile (AA)
Athletic Trainer




Michael Noboa
Latin American
Operations Coordinator



Andrea Nunez
Tempe (R)
Strength & Conditioning



Ray Olmedo
Salt Lake (AAA)
Defensive Coach



Daniel Ortega
Orem (R)
Hitting Coach



Jordan Oseguera
Tempe (R)
Pitching Coach



Edinson Oviedo
Dominican
Strength & Conditioning



Omar Porras
Burlington (A)
Strength & Conditioning



Brian Reinker
Salt Lake (AAA)
Athletic Trainer



Pat Rice
Mobile (AA)
Pitching Coach



Chris Rodriguez
Dominican
Strength & Conditioning



Ryan Sebra
Tempe (R)
Hitting Coach



Chris Seddon
Orem (R)
Pitching Coach



Adam Smith
Inland Empire (A)
Strength & Conditioning



Matt Spring
Burlington (A)
Hitting Coach



Yusuke Takahashi
Inland Empire (A)
Athletic Trainer



Lee Tinsley
Mobile (AA)
Hitting Coach



Jonathan Van Eaton
Burlington (A)
Pitching Coach



Chris Wells
Tempe (R)
Athletic Trainer



Aaron Wiedeman
Minor League
Asst. Clubhouse & Equip.



Shawn Wooten
Assistant Hitting
Coordinator



Michael Wuertz
Orem (R)
Pitching Coach



Juan Zapata
Dominican
Outfield Coach

MINOR LEAGUE

CONNECT WITH THE ANGELS ON SOCIAL MEDIA

Follow us for the latest Angels news, highlights
behind-the-scenes photos and more!

angels.com/connect



LIKE the Angels
for up to dates
news and more at
facebook.com/angels



Follow @Angels
to join the conversation
with other Halo fans



Follow @Angels and
tag your photos with
#AtTheBigA to share
your experiences with us
at angels.com/instagram



Add [angelsmlb](https://www.snapchat.com/add/angelsmlb) on
Snapchat for
behind-the-scenes
access and more



Follow @angelsbaseball
and repin your
favorite Angels gear,
photos and more

THE HALO WAY
THE OFFICIAL PHOTO BLOG OF  THE LOS ANGELES ANGELS OF ANAHEIM

Subscribe to the Angels official photo blog to see exclusive content,
unique photos and behind-the-scenes action at thelaway.com



2017 MINOR LEAGUE REVIEW



The Angels' farm system concluded the 2017 season with a 375-386 (.493) record overall and a 0-2 mark in the playoffs. The Orem Owlz finished first in the overall standings of the Pioneer League and were the sole farm system to reach the postseason. Salt Lake and the AZL Club would finish second in their respective leagues.

SALT LAKE BEES (72-70): The Salt Lake Bees, led by manager Keith Johnson (in his sixth season at Salt Lake), finished with a 72-70 record for a second place finish in the Pacific Southern Division of the Pacific Coast League. The 2017 campaign marked its first winning record and 70+ win for the Club since 2013 (78-66). The Bees held at least a share of first place for 131 days, including 96 consecutive days from May 28-Sept. 2. A total of 32 players spent time with both the Bees and the Angels in 2017.

INF Kaleb Cowart hit .311 with 25 doubles, a triple, a team leading 12 home runs, 57 RBI, 65 runs and 19 stolen bases in 90 games for the Bees. On June 22 at Las Vegas, Cowart recorded his first career cycle, going 6-for-6 with three doubles, a triple, a home run, five RBI and five runs. It was the seventh cycle in franchise history.

RHP Troy Scribner recorded 11 wins for the Bees and finished tied for the PCL lead. Scribner became the first Bees pitcher since Matt Shoemaker in 2013 to hit the 11 win mark. He was the first Salt Lake starting pitcher to make the PCL All-Star team since Joe Saunders in 2006. At the time of his initial Major League promotion (July 29), his 98 strikeouts and 1.27 WHIP ranked fifth in the PCL, while his .240 batting average against ranked fourth.

MOBILE BAYBEARS (64-75): The BayBears, led by manager Sal Fasano (in his first season at Mobile) finished fourth overall in the Southern League South for its inaugural season as the Angels' Double-A affiliate. The Club produced a 64-75 record, going 30-39 in the first half and 34-36 in the second half. During the second half, Mobile recorded winning records at home (18-17) and against division opponents (19-17).

INF Zach Houchins led the BayBears in games (125), at-bats (474), runs (46), hits (119), doubles (28), triples (4), home runs (14), RBI (77) and total bases (197). He also led the Club with 33 multi-hit games and 21 multi-RBI games. On June 12, Houchins was named Southern League Player of the Week, slashing .346/.414/.769 with a walk-off home run and 12 RBI from June 5-11. He was also named to the Post-Season All-Star team and the Southern League's Best Utility Player.

RHP Grayson Long finished the season with a Southern League leading 2.52 ERA (121.2 IP - 34 ER). He also finished the season tied for fifth in wins (8) and games started (23), fifth in WHIP (1.13) and tied for 10th in strikeouts (111). Long was named to the 2017 South Division, Southern League Mid-Season All-Star roster. He earned the title of Pitcher of the Week for his contributions during the week of July 10-16. Long allowed three-or-fewer earned runs in 20 of his 23 outings with Mobile and was the Angels' organizational leader in ERA.

INLAND EMPIRE 66ERS (65-75): The Inland Empire 66ers, led by manager Chad Tracy (second season with the 66ers), finished with a 65-75 overall record, going 30-40 in the first half and 35-35 in the second half. Offensively, the 66ers ranked second in hits (1,285), triples (51), base on balls (500), stolen bases (133), on-base percentage (.340) and average (.265) in the California League.

INF Jose Rojas led the team in hits (101) and total bases (152) while also ranking second in doubles (20) and RBI (50) and third in runs (44), triples (5), average (.319), SLG (.479) and OPS (.835) (min. 200 PA). He was named to the Mid-Season, and Post-Season, All-Star rosters. Rojas also earned the title of California League Player of the Week for June 26 - July 2, for hitting .379 (11/29) with four doubles, a triple, a home run, 10 RBI and eight runs.

RHP Jesus Castillo appeared in 16 games (15 starts) for the 66ers while logging an 8-3 record. Amongst Inland Empire's starting pitchers, Castillo ranked tied for first in wins, second in ERA (3.62), third in strikeouts (74) and fourth in innings pitched (82) (min. 10 GS). His eight wins also ranked tied for fifth in the California League.



2017 MINOR LEAGUE REVIEW



BURLINGTON BEES (60-79): The Burlington Bees, managed by Adam Melhuse (second season as manager), compiled a 60-79 record, going 31-38 in the first half and 29-41 in the second half.

OF Jahmai Jones led the Bees in multiple offensive categories before his promotion to Inland Empire. Jones led Burlington in hits (94), doubles (18), runs (54), total bases (147) and stolen bases (18). Jones would finish the season as the Angels No. 2 prospect overall.

RHP Jackson Zarubin compiled a 6-1 record in a team leading 32 appearances while posting a 2.07 ERA (61 IP - 14 ER). His 61 innings pitched ranked fifth for Burlington while his 54 strikeouts ranked sixth. Zarubin went on to pitch two-or-more innings in 27 of his 33 appearances.

OREM OWLZ (49-26; 0-2 in playoffs): The Orem Owlz, managed by Tom Nieto (first season as manager), finished with a 49-26 overall record. The 49 wins are the third most in franchise history and most since 2009 (51). Orem won the South Division in the first half of the season with a 26-11 record. The Owlz also finished first in the South's full-season standings. Orem faced off against Ogden in the first round of the playoffs, but were eliminated in two games. Tom Nieto was awarded Pioneer League Manager of the Year.

OF Torii Hunter Jr. produced a .352 batting average (75/213) with 10 doubles, three triples, a home run, 28 RBI, 48 runs and 13 stolen bases in 52 games. His batting average ranked fifth overall in the Pioneer League as well as ranking in the top 10 in several other offensive categories. Hunter would finish the season with the second best average in the Angels organization.

RHP Elvin Rodriguez went 5-1 with a 2.50 ERA with 49 strikeouts in 11 starts. Rodriguez allowed one run or less in nine of his 11 starts for Orem. His five wins ranked third among Pioneer League starting pitchers, while his strikeouts ranked 10th. He was named to the Pioneer League Mid-Season and Post-Season, All Star rosters.

ARIZONA ANGELS (30-26): The Arizona League Angels, managed by Dave Stapleton (first season as manager), finished the season with a 30-26 record. The Angels went 15-13, and finished second, in both halves of the Arizona Summer League. It was the Club's first 30 win season since 2014 (30-25).

INF Julio Garcia led the Angels offense in games (47), hits (45), doubles (10), RBI (23), runs (31), total bases (66) and walks (21), while setting career highs in nearly every offensive category.

RHP Wilkel Hernandez posted a 3-1 record over 11 appearances (seven starts) with a 2.61 ERA (41.1 IP - 12 ER) for the Angels. He collected a team leading 42 strikeouts and allowed two-or-fewer earned runs in six of seven starts.

DOMINICAN ANGELS (35-35): The Dominican League Angels, led by manager Hector De La Cruz (second season as manager), finished with a 35-35 record, good for fourth place in the South Division. It was the Club's first season with 35-or-more wins since 2013 (36-35).

OF Cristian Gomez led the Angels offense in games (70), at-bats (261), hits (65), doubles (13), home runs (4), RBI (35) and total bases (94). He logged at least one hit in 15 of his last 20 games of the season.

RHP Emilker Guzman finished his first year of professional baseball with a 6-0 record along with a team leading 1.02 ERA (44 IP - 5 ER). Working primarily out of the bullpen, Guzman pitched in 17 games (one start) and logged two-or-more innings in 12 of his 16 relief appearances. He allowed no earned runs in 13 of his 17 appearances and collected at least one strikeout in 15 of his 16 relief appearances.



2017 MINOR LEAGUE AWARDS & HONORS



ANGELS ORGANIZATIONAL PLAYERS OF THE YEAR

Minor League Player of the Year Jahmai Jones
 Minor League Pitcher of the Year Jaime Barria
 Minor League Defensive Player of the Year David Fletcher

MONTHLY ORGANIZATION HONORS

APRIL

Player of the Month..... INF Kaleb Cowart (.330, 5 2B, 3 HR, 11 RBI, 15 BB, 15 R)
 Pitcher of the Month..... RHP Jesus Castillo (1-1, 2.37 ERA, 2 BB, 22 SO, 19 IP, 5 ER)
 Defensive Player of the Month..... C Jose Briceno

MAY

Player of the Month..... OF Jahmai Jones (.327, 11 2B, 2 3B, 1 HR, 9 RBI, 21 R, 6 SB)
 Pitcher of the Month..... RHP Jaime Barria (3-1, 1.86 ERA, 7 BB, 34 SO, 38.2 IP, 8 ER)
 Defensive Player of the Month..... INF David Fletcher

JUNE

Player of the Month..... OF Brendon Sanger (.424, 6 2B, 1 3B, 5 HR, 16 RBI, 15 R)
 Pitcher of the Month..... RHP Jaime Barria (1-1, 0.76 ERA, 3 BB, 19 SO, 23.2 IP, 2 ER)
 Defensive Player of the Month..... INF David Fletcher

JULY

Player of the Month..... OF Jahmai Jones (.309, 4 2B, 1 HR, 8 RBI, 9 R)
 Pitcher of the Month..... RHP Jesus Castillo (5-1, 3.48 ERA, 7 BB, 31 SO, 33.2 IP, 13 ER)
 Defensive Player of the Month..... INF Kaleb Cowart

AUGUST

Player of the Month..... C Taylor Ward (.324, 3 2B, 3 HR, 13 RBI, 15 BB, 10 R)
 Pitcher of the Month..... RHP Luis Pena (2-2, 2.78 ERA, 15 BB, 42 SO, 32.1 IP, 10 ER)
 Defensive Player of the Month..... C Jack Kruger

ANGELS' MINOR LEAGUE AFFILIATE HISTORY

Triple-A	Double-A	High-A	Low-A
Salt Lake, 2001-Edmonton, 1999-2000	Mobile, 2017-Arkansas, 2001-2016	Inland Empire, 2011-Rancho Cucamonga, 2001-10	Burlington, 2013-Cedar Rapids, 1993-2012
Vancouver, 1993-98	Erie, 1999-2000	Lake Elsinore, 1994-2000	Quad Cities, 1985-92
Edmonton, 1983-92	Midland, 1985-1998	Palm Springs, 1990-93	Palm Springs, 1985-89
Spokane, 1982	Waterbury, 1984		Redwood, 1981-85
Salt Lake, 1971-81	Nashua, 1983		Peoria, 1983-84
Hawaii, 1969-70	Holyoke, 1981-82		Danville, 1982
Seattle, 1965-68	El Paso, 1973-80		Salinas, 1973-80
Hawaii, 1962-64	Shreveport, 1971-72		Quad Cities, 1963-78
Dallas-FW, 1961	El Paso, 1965-70		Stockton, 1972
	Reynosa, 1963-65		San Jose, 1963-69
	Nashville, 1963		Tri-City, 1963-64
			Class D Quad City, 1962
	Advanced Rookie	Rookie	Class C San Jose Bees, 1962
	Orem, 2005-	AZL Angels, 2001-	Class D Statesville Owls, 1961
	Provo, 2001-2004	DSL Angels, 1998-	
	Butte, 1997-2000	AZL Angels, 1989-96	
		Idaho Falls, 1967-81	



2017 MINOR LEAGUE AWARDS & HONORS



ANGELS INDIVIDUAL HONORS

Forrest Allday, OF	Southern League Mid-Season All-Star Selection
Roberto Baldoquin, INF	Midwest League Mid-Season All-Star Selection
Jaime Barria, RHP	2017 Futures Game World Team Selection California League Mid-Season All-Star Selection California League Pitcher of the Week May 15-21 Organizational Pitcher of the Month (May) Organizational Pitcher of the Month (June)
Jose Briceno, C	Organizational Defensive Player of the Month (April)
Jesus Castillo, RHP	Organizational Pitcher of the Month (April) Organizational Pitcher of the Month (July)
Kaleb Cowart, INF	Organizational Player of the Month (April) Organizational Defensive Player of the Month (July)
Samil De Los Santos, RHP	Arizona Fall League Rising Stars Game Selection
Luis Diaz, RHP	Southern League Pitcher of the Week April 6-16
David Fletcher, INF	Organizational Defensive Player of the Month (May) Organizational Defensive Player of the Month (June)
Zach Houchins, RHP	Southern League Best Utility Player Southern League Post-Season All-Star Selection Southern League Batter of the Week June 5-11
Jahmai Jones, OF	Organizational Player of the Month (May) Organizational Player of the Month (July)
Jordan Kipper, RHP	2017 MiLB Rawlings Gold Glove Award
Jack Kruger, C	Organizational Defensive Player of the Month (August)
Grayson Long, RHP	Southern League Mid-Season All-Star Selection Southern League Pitcher of the Week July 10-16
Erik Manoah, RHP	Midwest League Mid-Season All-Star Selection
Issac Mattson, RHP	Pioneer League Post-Season All-Star Selection
Tom Nieto, Manager	Pioneer League Manager of the Year
Luis Pena, RHP	Organizational Pitcher of the Month (August)
Elvin Rodriguez, RHP	Pioneer League Mid-Season All-Star Selection Pioneer League Post-Season All-Star Selection
Jose Rodriguez, RHP	California League Mid-Season All-Star Selection
Jose Rojas, INF	California League Mid-Season All-Star Selection California League Post-Season All-Star Selection California League Batter of the Week June 26 - July 2
Jeyson Sanchez, INF	Pioneer League Batter of the Week July 24-30
Brendon Sanger, OF	Organizational Player of the Month (June)
Troy Scribner, RHP	Pacific Coast League Mid-Season All-Star Selection
Ryan Vega, OF	Pioneer League Mid-Season All-Star Selection Pioneer League Post-Season All-Star Selection
Andrew Vinson, INF	Midwest League Pitcher of the Week July 17-23
Taylor Ward, C	Organizational Player of the Month (August)

MINOR LEAGUE

HOWIE GERSHBERG MINOR LEAGUE PITCHER OF THE YEAR AWARD

The Angels' Minor League Pitcher of the Year award has been re-named the "Howie Gershberg Minor League Pitcher of the Year" award after the Angels' late minor league pitching instructor. Gershberg joined the Angels' farm system in 1985 and during his tenure, served as a minor league pitching coach and coordinator. He served the organization faithfully for 19 seasons before succumbing to cancer on Nov. 19, 2003. Gershberg's playing career included stints with the Brooklyn Dodgers and New York Giants in the 1950's. He had a passion for the game and dedicated his life to working with and developing quality pitchers including: John Franco, Chuck Finley, Troy Percival, Scot Shields, John Lackey and Francisco Rodriguez.



2017 MINOR LEAGUE LEADERS



ANGELS 2017 ORGANIZATIONAL LEADERS

BATTING TOP 10 (min. 2.7 PA/ team game)

BATTER, CLUB	AVG	HR	RBI
Manuel Guzman, ORM	.360	5	40
Torii Hunter Jr., ORM	.352	1	28
Jo Adell, ORM	.325	5	30
Shane Robinson, SL	.319	2	47
Gleyvin Pineda, AZL	.316	0	14
Ryan Vega, ORM	.313	5	58
Ramon Flores, SL	.312	10	71
Jared Walsh, IE	.311	11	61
Kaleb Cowart, SL	.311	12	57
Brennon Lund, MOB	.308	6	47

PITCHING TOP 10 (min. 0.8 IP/team game)

PITCHER, CLUB	W-L	ERA
Grayson Long, MOB	8-8	2.69
Jaime Barria, SL	7-9	2.80
Jesus Castillo, MOB	9-6	3.32
Joe Gatto, IE	8-9	3.43
Osmer Morales, SL	6-5	4.19
Alex Klonowski, SL	6-9	4.38
Erik Manoah, IE	6-10	4.42
Jake Jewell, MOB	7-9	4.54
Andrew Vinson, BUR	9-11	4.58
Nate Bertness, IE	6-11	4.74

HOME RUNS

PLAYER	CLUB	HR
Jeyson Sanchez	ORM	15
Zach Houchins	SL	14
Jahmai Jones	IE	14
Harrison Wenson	ORM	13
Kaleb Cowart	SL	12

WINS

PLAYER	CLUB	WINS
Troy Scribner	SL	11
Greg Mahle	SL	10
Jesus Castillo	MOB	9
Andrew Vinson	BUR	9

Three others tied at 8

RBI

PLAYER	CLUB	RBI
Rey Navarro	SL	82
Zach Houchins	SL	79
Matt Thaiss	MOB	73
Ramon Flores	SL	71
Jordan Zimmerman	IE	71

SAVES

PLAYER	CLUB	SV
Samil De Los Santos	IE	12
Justin Miller	SL	9
Nathan Bates	IE	8
Blake Smith	IE	8

Two others tied at 7

STOLEN BASES

PLAYER	CLUB	SB
Michael Herмосillo	SL	35
Jahmai Jones	IE	27
Keith Grieshaber	IE	25
Bo Way	MOB	21

Three others tied at 20

STRIKEOUTS

PLAYER	CLUB	SO
Luis Pena	MOB	167
Jose Rodriguez	IE	134
Grayson Long	MOB	125
Osmer Morales	SL	121
Jesus Castillo	MOB	118

BASEBALL AMERICA'S TOP ANGELS PROSPECTS

2011

1. Mike Trout, OF
2. Tyler Chatwood, RHP
3. Jean Segura, 2B
4. Hank Conger, C
5. Jordan Walden, RHP
6. Kaleb Cowart, 3B
7. Garrett Richards, RHP
8. Fabio Martinez, RHP
9. Mark Trumbo, 1B/OF
10. Cam Bedrosian, RHP

2012

1. Mike Trout, OF
2. Jean Segura, SS
3. Garrett Richards, RHP
4. Johnny Hellweg, RHP
5. C.J. Cron, 1B
6. Kaleb Cowart, 3B
7. Taylor Lindsey, 2B
8. Daniel Tillman, RHP
9. Ariel Pena, RHP
10. Nick Maronde, LHP

2013

1. Kaleb Cowart, 3B
2. Nick Maronde, LHP
3. C.J. Cron, 1B
4. Mike Clevinger, RHP
5. Austin Wood, RHP
6. Randal Grichuk, OF
7. Taylor Lindsey, 2B
8. R.J. Alvarez, RHP
9. Mark Sappington, RHP
10. Alex Yarbrough, 2B

2014

1. Taylor Lindsey, 2B
2. C.J. Cron, 1B
3. Kaleb Cowart, 3B
4. R.J. Alvarez, RHP
5. Mark Sappington, RHP
6. Hunter Green, LHP
7. Ricardo Sanchez, RHP
8. Alex Yarbrough, 2B
9. Zach Borenstein, OF
10. Cam Bedrosian, RHP

2015

1. Andrew Heaney, LHP
2. Sean Newcomb, LHP
3. Cam Bedrosian, RHP
4. Chris Ellis, RHP
5. Joe Gatto, RHP
6. Victor Alcantara, RHP
7. Kyle Kubitz, 3B
8. Roberto Baldoquin, SS
9. Alex Yarbrough, 2B
10. Nick Tropeano, RHP

2016

1. Taylor Ward, C
2. Jahmai Jones, OF
3. Nate Smith, LHP
4. Victor Alcantara, RHP
5. Jake Jewell, RHP
6. Grayson Long, RHP
7. Joe Gatto, RHP
8. Kaleb Cowart, 3B
9. Jaime Barria, RHP
10. Chad Hinshaw, OF

2017

1. Jahmai Jones, OF
2. Matt Thaiss, 1B
3. Alex Meyer, RHP
4. Brandon Marsh, OF
5. Nate Smith, LHP
6. Taylor Ward, C
7. Grayson Long, RHP
8. Chris Rodriguez, RHP
9. Keynan Middleton, RHP
10. Jaime Barria, RHP

2018

1. Shohei Ohtani, RHP/DP
2. Jo Adell, OF
3. Jahmai Jones, OF
4. Kevin Maitan, SS
5. Brandon Marsh, OF
6. Jaime Barria, RHP
7. Chris Rodriguez, RHP
8. Matt Thaiss, 1B
9. Griffen Canning, RHP
10. Michael Herмосillo, OF



2017 MINOR LEAGUE AWARDS



PRESTON GOMEZ MINOR LEAGUE MANAGER OF THE YEAR AWARD

The Preston Gomez Minor League Manager of the Year Award was established in 2009 in memory of a man who devoted over 65 years of his life to professional baseball. Preston spent his last 28 years in baseball with the Angels, first as a Major League coach and later as a special assistant to the General Manager. This award given in his honor is determined by members of the Angels Baseball Operations staff. It recognizes one of the organization's seven minor league managers for a standard of excellence in the areas of leadership, player development and professionalism exhibited throughout the course of the season. Past winners:

2009 — Tom Kotchman	2012 — Mike Micucci	2015 — Dave Stapleton
2010 — Charlie Romero	2013 — Denny Hocking	2016 — Keith Johnson
2011 — Ty Boykin	2014 — Carson Vitale	2017 — Hector De La Cruz

KENNY MYERS MEMORIAL MINOR LEAGUE PLAYER OF THE YEAR AWARD

The Kenny Myers Memorial Award is given each year to the minor league player judged best in the Angels organization. Myers, who joined the Angels in 1969 as a scout and minor league hitting instructor, died in July, 1972. Past winners:

1972 — Doug Howard (inf)	1996 — Larry Barnes (inf)/Dennis Springer (rhp)
1973 — Frank Tanana (lhp)	1997 — Norm Hutchins (of)/Ramon Ortiz (rhp)
1974 — Bruce Bochte (of-1b)	1998 — Troy Glaus (inf)/Steve Fish (rhp)
1975 — Dave Collins (of)	1999 — Larry Barnes (inf)/Scot Shields (rhp)
1976 — Willie Aikens (1b)	2000 — Gary Johnson (of)/John Lackey (rhp)
1977 — Rance Mulliniks (inf)	2001 — Jose Fernandez (inf)/ Alfredo Amezaga (def.)
1978 — Bob Clark (of)	2002 — Robb Quinlan (of)/Jose Molina (c; def.)
1979 — Mike Bishop (1b)	2003 — Alberto Callaspo (inf)/Dallas McPherson (inf)/ Jeff Mathis (c; def.)
1980 — Daryl Sconiers (1b)	2004 — Dallas McPherson (inf)/Casey Kotchman (inf; def.)
1981 — Tom Brunansky (of)	2005 — Brandon Wood (inf)/Howard Kendrick (inf)/ Jeff Mathis (c; def.)
1982 — Steve Lubratich (inf)/Dick Schofield (inf)	2006 — Sean Rodriguez (inf)/Jeff Mathis (c; def.)
1983 — Mike Brown (of)	2007 — Chris Pettit (of)/Hainley Statia (inf; def.)
1984 — Wally Joyner (inf)	2008 — Freddy Sandoval (inf)/Efren Navarro (inf; def.)
1985 — Reggie Montgomery (of)	2009 — Alexi Amarista (inf)/Peter Bourjos (of; def.)
1986 — Dante Bichette (of)/ Willie Fraser (rhp)	2010 — Mark Trumbo (inf)/Gabriel Jacobo (inf; def.)
1987 — Bryan Harvey (rhp)	2011 — Kole Calhoun (of)/Efren Navarro (inf; def.)
1988 — Colin Charland (lhp)/Jeff Manto (inf)	2012 — Kaleb Cowart (inf)/Efren Navarro (inf; def.)
1989 — Glenn Carter (rhp)/Bobby Rose (inf)	2013 — Zach Borenstein (of)/Eric Stamets (inf; def.)
1990 — Marcus Moore (rhp)	2014 — Alex Yarbrough (inf)/Jett Bandy (c; def.)
1991 — Don Vidmar (rhp)/Mark Howie (inf)	2015 — Kaleb Cowart (inf)/Sherman Johnson (inf; def.)
1992 — John Fritz (rhp)/Tim Salmon (of)	2016 — Michael Hermsillo (of)/Jose Briceno (c; def.)
1993 — Mark Sweeney (of)/Bryan Harris (lhp)	2017 — Jahmai Jones (of)/David Fletcher (inf; def.)
1994 — Todd Greene (c)/Andrew Lorraine (lhp)	
1995 — Todd Greene (c)/Jason Dickson (rhp)	

MINOR LEAGUE

MARA FORCEY AWARD

The Mara Forcey Award recognizes a member of the minor league staff for their outstanding dedication to the organization.

The award is named after an Angels staff member who lost her battle with cancer in 1993. Forcey was a model employee and friend to all.

2017 Mara Forcey Award Winner: Jeremy Reed



2017 DRAFT SELECTIONS



RD	PLAYER	POS.	B/T	HT.	WT.	BORN	SCHOOL (HOMETOWN)
1 (10)	Jordan Adell	OF	R/R	6-2	195	4/8/99	Ballard HS (Prospect, KY)
2	Griffin Canning	RHS	R/R	6-1	170	5/11/96	UCLA (Coto de Caza, CA)
3	Jacob Pearson	CF	R/R	5-11	192	6/1/98	West Monroe HS (West Monroe, LA)
4	John Swanda	RHS	R/R	6-2	185	3/18/99	Theodore Roosevelt HS (Des Moines, IA)
5	Joseph Booker	RHS	R/R	6-3	190	9/11/98	T.R. Miller HS (Brewton, AL)
6	Jonah Todd	CF	L/L	5-9	180	9/18/95	Auburn University (Mulga, AL)
7	Dennis Brady	RHS	R/R	6-1	208	1/18/97	Mercer County CC (Vineland, NJ)
8	Connor Riley	RHS	R/R	5-11	180	5/7/95	University of South Carolina Aiken (Aurora, IL)
9	Brett Hanewich	RHS	S/R	6-3	200	12/15/94	Stanford University (Bradenton, FL)
10	Daniel Procopio	RHS	R/R	5-11	185	9/18/95	Niagra University (Toronto, ON)
11	Jerryell Rivera	LHS	L/L	6-3	180	4/19/99	Maria Teresa Pineiro HS (Toa Baja, PR)
12	Keith Rogalla	RHS	R/R	6-3	205	9/15/95	Creighton University (Oak Park, IL)
13	Kevin Williams	LF	R/R	6-0	190	6/17/96	Samford University (Homewood, AL)
14	Sam Fuller	RHS	R/R	6-0	195	10/20/98	Whitefield Academy (Smyrna, GA)
15	Hunter Brittain	C	R/R	5-9	185	9/18/98	T.R. Miller HS (Brewton, AL)
16	Spencer Griffin	CF	R/R	6-1	170	10/24/96	Wharton County JC (Richmond, TX)
17	Caleb Scires	CF	L/L	6-0	195	9/1/98	Navarro College (Fairfield, TX)
18	Tyler Stevens	RHS	L/L	6-0	225	4/4/96	University of New Mexico (Fort Collins, CO)
19	Isaac Mattson	RHS	R/R	6-2	210	7/14/95	University of Pittsburgh (Erie, PA)
20	Mitchell Traver	RHS	R/R	6-7	250	5/3/94	Texas Christian University (Navasota, TX)
21	Devon Perez	RHS	R/R	6-5	200	5/15/96	University of Oklahoma (Ashburn, VA)
22	James Ziemba	LHS	R/L	6-10	230	8/10/94	Duke University (Hillsborough, NJ)
23	Zachary Ryan	RHS	R/R	6-2	210	5/28/94	Georgia Tech (Valparaiso, IN)
24	Harrison Wenson	C	R/R	6-3	235	4/21/95	University of Michigan (Farmington Hills, MI)
25	Matt McCann	C	R/R	6-0	215	1/12/95	Fairleigh Dickinson University (West Windson, NJ)
26	Zane Gurwitz	2B	R/R	5-9	185	12/1/94	University of Texas, Austin (San Antonio, TX)
27	Brandon Sandoval	CF	R/R	6-1	180	6/24/95	Vanguard University (Fallbrook, CA)
28	Bernabe Camargo	SS	R/R	6-2	185	1/22/96	Galveston College (Galveston, TX)
29	Cobi Johnson	RHS	R/R	6-4	195	11/6/95	Florida State University (Holiday, FL)
30	Jeremy Beasley	RHS	R/R	6-3	215	11/20/95	Clemson University (Lyons, GA)
31	Jon Malmin	LHS	R/L	6-0	180	9/2/94	University of Texas, Austin (Troy, TX)
32	David MacKinnon	1B	R/R	6-2	210	12/15/94	University of Hartford (Eastham, MA)
33	Tyler Walsh	CF	R/R	6-5	215	4/11/95	Belmont University (Evansville, IN)
34	Weston Smith	LHS	L/L	6-3	180	2/16/99	Sandra Day O'Connor HS (San Antonio, TX)
35	Brady Feigl	RHS	R/R	6-5	215	11/27/95	University of Mississippi (Chesterfield, MO)
36	Steven Rivas	OF	L/L	6-1	180	6/28/99	Etiwanda HS (Rancho Cucamonga, CA)
37	Peyton Glavine	LHS	R/L	5-11	175	3/23/99	Blessed Trinity HS (Alpharetta, GA)
38	Jacob Rogers	3B	R/R	6-4	180	2/8/99	Liberty HS (Las Vegas, NV)
39	Josh Hatcher	OF	R/R	6-1	180	9/3/98	Lee County HS (Albany, GA)
40	Matt Russell	RHS	R/R	6-2	190	4/1/99	Staley HS (Kansas City, MO)

(Bold indicates signed player)

MINOR LEAGUE



BURLINGTON BEES



W-L Record: 60-79

BATTERS	AVG	G	AB	R	--GAMES BY POSITION--										E														
					H	2B	3B	HR	RBI	TB	BB	IBB	SO	CS		OBP	SLG	OPS	SF	SAC	HBP	DP	1B	2B	3B	SS	OF	C	
Almao, Angel	.176	22	68	6	12	3	0	0	6	15	10	0	21	0	2	.282	.221	503	0	1	0	0	6	11	3	0	0	6	
Baldouin, Roberto	.253	52	178	19	45	8	1	4	12	67	12	0	42	6	4	.307	.376	684	0	4	2	6	0	5	0	45	0	0	9
*Fecteau, Richard	.315	58	222	29	70	11	2	8	44	109	15	2	31	2	2	.367	.491	858	3	1	5	5	14	2	35	0	0	0	8
Grieshaber, Keith	.274	36	135	22	37	13	0	2	9	56	13	0	22	12	6	.380	.415	795	0	0	10	3	0	0	30	6	0	0	10
Gurwitz, Zane	.192	8	26	2	5	0	0	0	1	5	0	0	5	0	1	.222	.192	415	0	0	1	0	0	6	0	0	0	0	1
Jenkins, Derek	.288	52	184	15	53	3	1	0	11	58	17	0	43	13	4	.358	.315	673	0	4	3	2	0	0	0	0	49	0	1
Jones, Jahmai	.272	86	346	54	94	18	4	9	30	147	32	1	63	18	7	.338	.425	763	1	5	3	7	0	0	0	0	81	0	3
Kadhodaiyan, Artemis	.228	44	158	17	36	5	0	3	14	50	14	0	37	8	1	.307	.316	624	2	0	5	5	0	26	1	11	0	0	7
Kerr, Stephen	.263	22	80	10	21	5	0	1	11	29	5	0	15	1	0	.314	.363	676	0	1	1	0	6	5	10	1	0	0	5
Kruger, Jack	.232	69	267	34	62	13	2	4	23	91	21	0	54	2	1	.296	.341	637	2	2	4	11	0	0	0	0	0	63	6
Leon, Julian	.304	44	161	21	49	14	0	5	23	78	17	0	41	0	0	.386	.484	870	1	0	5	4	0	0	0	0	0	37	9
*Lund, Brennan	.306	46	173	25	53	7	4	2	18	74	24	1	26	14	3	.400	.428	828	0	1	3	3	0	0	0	0	45	0	2
McCann, Matt	.211	6	19	3	4	0	0	0	1	4	5	0	7	0	3	.400	.211	611	0	0	1	0	0	1	3	1	0	0	0
*McDonnell, Sam	.247	104	369	41	91	13	5	6	42	132	44	1	84	8	4	.329	.358	687	3	0	3	1	0	0	0	0	78	0	5
*Merrigan, Josh	.197	20	61	5	12	4	2	0	9	20	7	0	20	0	0	.279	.328	607	0	1	0	4	0	0	0	0	15	0	1
*Montgomery, Troy	.256	15	43	6	11	1	1	2	4	20	12	1	4	2	1	.418	.465	883	0	1	0	0	0	0	0	0	15	0	1
Moreno, Juan	.164	93	299	27	49	8	0	1	21	60	21	0	65	5	5	.221	.201	422	4	7	2	9	0	15	25	52	0	0	18
Morgan, Brennan	.230	106	391	36	90	18	2	4	50	124	36	0	83	2	2	.310	.317	627	2	0	10	14	9	6	0	0	0	0	12
#Navarro, Franklin	.257	22	70	9	18	5	0	0	9	23	6	0	15	0	0	.316	.329	644	0	1	0	4	0	0	0	0	0	22	0
#Rivas, Leonardo	.267	26	90	24	24	5	0	0	7	29	20	0	22	8	1	.412	.322	735	1	2	3	1	0	4	0	21	0	0	6
Sanchez, Jeyson	.153	48	157	11	24	5	0	2	10	35	21	0	36	3	1	.269	.233	492	0	0	4	5	23	0	16	0	0	2	8
Sandoval, Brandon	.323	24	96	12	31	3	2	0	8	38	4	0	16	5	3	.350	.396	746	0	1	0	3	0	0	0	0	21	0	0
Sanjurjo, Mario	.149	22	74	3	11	2	0	0	7	13	5	0	18	0	0	.213	.176	388	0	0	1	3	0	0	0	0	0	20	3
Schuknecht, John	.171	96	346	40	59	12	1	10	37	103	32	0	119	3	3	.257	.298	555	2	0	9	3	0	0	0	0	78	0	3
Serena, Jonah	.091	13	44	2	4	1	0	1	5	8	1	0	15	0	1	.149	.182	331	0	0	2	1	0	2	9	0	0	0	0
*Todd, Jonah	.257	44	175	20	45	7	0	0	17	52	17	0	40	4	3	.330	.297	627	0	4	2	4	0	0	0	0	38	0	1
Zimmerman, Jordan	.270	85	326	43	88	13	6	5	43	128	27	1	79	8	4	.325	.393	718	3	2	1	5	0	69	0	0	0	0	8
Team Total	.241	139	4559	536	1098	197	33	69	472	1568	439	7	1024	120	63	.317	.344	661	24	38	80	103						158	

PITCHERS	W	L	ERA	G	GS	CG	SHO	SV	SVO	IP	H	R	ER	HR	HB	BB	IBB	SO	BK	WP	GO/AB	DP	UHP	AVG	AB	TBF	SF	G	HLD	
																														WP
*Almeida, Adrian	1	3	5.31	27	0	0	0	0	2	42.1	43	30	25	1	3	32	0	50	0	9	2.14	7	1.77	.265	162	197	0	8	3	
Barkell, Ty	2	6	5.25	22	0	0	0	1	6	48	55	30	28	4	4	20	0	39	0	2	0.71	8	1.56	.299	184	212	3	5	1	
Bates, Nathan	0	1	2.03	8	0	0	0	1	1	13.1	9	4	3	0	0	6	1	18	0	3	0.67	1	1.13	.188	48	55	1	4	2	
Belton, Greg	1	2	4.55	17	0	0	0	3	5	29.2	33	15	15	3	0	7	0	43	0	3	0.86	1	1.35	.284	116	124	1	13	0	
*Berness, Nate	5	9	5.15	21	19	0	0	0	0	94.1	108	68	54	10	5	39	0	84	1	4	0.68	7	1.56	.292	370	424	9	2	0	
*Bethell, Max	0	0	4.50	1	1	0	0	0	0	4	5	3	2	1	0	1	0	1	0	0	0.38	0	0.50	.294	17	18	0	0	0	
Castillo, Jesus	1	1	2.37	4	4	0	0	0	0	19	13	5	5	1	1	2	0	22	0	1	1.54	1	1.079	.191	68	71	0	0	0	
De Los Santos, Samil	0	0	0.00	8	0	0	0	2	2	14.1	5	0	0	0	0	3	0	18	0	0	0.50	1	0.56	.109	46	50	0	0	0	
Eregua, Greyfer	0	0	3.00	3	0	0	0	0	0	9	8	3	3	1	0	0	0	9	0	2	2.60	0	0.89	.229	35	35	0	2	1	
Gatto, Joe	5	7	3.46	21	21	0	0	0	0	96.1	90	42	37	2	2	45	0	78	1	11	1.93	8	1.40	.247	364	414	2	0	0	
*Glenn, Ronnie	2	2	5.09	26	1	0	0	1	4	58.1	57	38	33	6	2	25	1	44	1	6	1.86	11	1.41	.261	218	248	2	8	3	
Halbohn, Kyle	1	1	5.83	20	0	0	0	1	2	29.1	31	19	19	0	1	15	0	36	0	5	0.73	3	1.57	.284	109	128	3	5	0	
Herrin, Travis	2	4	3.61	10	6	0	0	2	2	42.1	41	18	17	6	4	11	0	51	0	6	1.48	2	1.23	.252	163	179	0	2	0	
Isaac, Sean	0	0	0.81	11	0	0	0	3	3	22.1	14	4	2	0	0	9	0	33	0	5	0.76	1	1.03	.187	75	86	1	8	0	
Kaelin, Mike	3	1	4.33	19	1	0	0	2	3	35.1	30	19	17	2	2	12	0	37	0	0	0.62	3	1.19	.234	128	144	2	6	1	
*Kelly, Justin	2	3	2.43	11	3	0	0	2	2	29.2	26	12	8	1	3	11	0	26	2	3	0.83	1	1.25	.230	113	130	0	5	0	
Madero, Luis	1	2	7.76	6	6	0	0	0	0	26.2	42	24	23	3	0	9	0	18	2	2	1.57	2	0.91	.362	116	128	3	0	0	
Manoah, Erik	5	8	3.81	23	20	0	0	0	0	104	88	53	44	8	7	56	0	84	8	11	0.89	5	1.38	.331	381	449	5	2	0	
Moreno, Juan	1	0	22.50	1	0	0	0	1	2	3	5	5	1	0	4	0	2	1	0	0.00	0	0.50	.333	9	13	0	0	0		
Pastrone, Sam	1	5	8.92	14	9	0	0	0	0	38.1	47	43	38	5	2	35	0	27	2	6	1.08	4	2.14	.313	150	190	2	3	0	
Riley, Connor	0	2	6.11	9	1	0	0	0	1	17.2	24	15	12	0	0	6	0	23	0	3	1.38	1	1.70	.308	78	84	0	5	0	
Rodriguez, Chris	1	2	5.84	6	6	0	0	0	0	24.2	32	17	16	1	2	7	0	24	1	0	2.07	3	3.58	.314	102	111	0	0	0	
Rodriguez, Elvin	0	2	4.50	3	3	0	0	0	0	14	20	9	7	1	1	3	0	12	0	4	0.69	2	1.64	.345	58	63	1	0	0	
Ryan, Zac	2	0	1.63	14	1	0	0	1	1	28.2	19	10	2	2	1	12	1	33	0	2	1.08	2	1.08	.218	181	105	119	1	8	1
Salazar, Carlos	2	0	3.24	20	0	0	0	1	2	32.1	23	13	12	2	2	24	0	48	0	8	0.63	1	1.45	.200	115	141	0	3	3	
Smith, Blake	1	2	3.33	26	0	0	0	8	8	48.2	40	20	18	7	0	13	0	43	0	3	0.34	1	1.09	.221	181	198	2	19	0	
Stevens, Tyler	0	1	2.40	7	0	0	0	0	0	15	8	4	4	1	0	1	0	18	0	1	0.44	0	1.60	.154	52	54	0	4	1	
*Suarez, Jose	5	1	3.62	12	0	0	0	0	0</																					



OREM OWLZ



W-L Record: 49-26

BATTERS											GI										---GAMES BY POSITION---									
	AVG	G	AB	R	H	2B	3B	HR	RBI	TB	BB	IBB	SO	SB	CS	OBP	SLG	OPS	SF	SAC	HBP	DP	2B	3B	SS	OF	C	E		
Adell, Jo	.376	18	85	25	32	5	2	1	9	44	4	0	17	3	2	411	.518	.929	0	0	1	3	0	1	0	4	0	0	0	
*Fecteau, Richard	.333	6	27	9	9	1	0	2	9	16	4	0	4	0	0	406	.593	.999	1	0	0	1	0	0	4	0	0	0		
#Garcia, Julio	.329	16	70	13	23	9	0	0	11	32	3	0	19	0	1	360	.457	.817	1	2	1	2	0	3	1	13	0	0		
Griffin, Spencer	.206	26	102	17	21	5	2	1	6	33	8	0	37	3	1	281	.324	.604	1	1	3	4	0	0	0	0	23	0		
#Guzman, Manuel	.360	60	228	46	82	13	5	5	40	120	41	0	28	7	6	459	.526	.986	0	4	1	6	0	23	16	24	0	0		
Hunter, Torii	.352	52	213	48	75	10	3	1	28	94	23	1	44	13	2	432	.441	.873	0	4	7	4	0	0	0	0	49	0		
Kerr, Stephen	.229	14	48	9	11	3	0	1	6	17	10	0	13	0	0	362	.354	.716	0	0	0	3	0	13	2	0	0	0		
MacKinnon, David	.398	33	113	29	45	7	2	2	27	62	25	0	11	1	0	514	.549	1.062	4	0	6	2	31	0	0	0	0	0		
*Marsh, Brandon	.350	39	177	47	62	13	5	4	44	97	9	1	35	10	2	396	.548	.944	1	0	5	1	0	0	0	0	37	0		
McCann, Matt	.261	41	134	26	35	5	0	1	13	43	26	1	26	5	1	389	.321	.710	3	1	4	6	0	27	0	15	0	0		
Molina, Angel	.315	28	108	15	34	10	0	3	24	53	5	0	23	0	1	353	.491	.844	3	1	3	1	24	0	3	0	0	0		
#Navarro, Franklin	.314	11	35	7	11	2	0	0	6	13	7	0	9	0	0	419	.371	.790	1	0	0	0	1	0	0	0	0	0		
Pina, Keiner	.292	48	185	34	54	7	0	0	33	61	23	0	19	1	0	388	.330	.718	3	0	8	4	0	0	0	0	0	0		
#Rivas, Leonardo	.299	35	137	37	41	6	4	2	29	61	39	1	22	11	0	462	.445	.907	2	1	4	3	0	8	0	0	28	0		
*Roper, Erven	.000	2	5	0	0	0	0	0	0	0	0	0	5	0	0	000	.000	.000	0	0	0	0	0	0	0	0	0	0		
Sanchez, Jayson	.360	30	114	28	41	11	0	13	43	91	9	0	30	1	0	419	.798	1.217	2	1	4	1	12	0	12	0	0	0		
Sandoval, Brandon	.328	32	131	29	43	8	2	2	22	61	16	0	24	3	1	405	.466	.871	3	0	3	2	0	0	0	0	0	0		
Santana, Yefry	.167	5	18	2	3	0	0	1	2	6	1	0	8	1	0	211	.333	.544	0	0	0	1	0	0	0	0	0	0		
*Todd, Jonah	.306	25	98	25	30	6	3	0	22	42	25	0	12	1	0	440	.429	.869	2	0	0	4	0	0	0	0	0	0		
Torres, Franklin	.292	66	271	47	79	20	1	5	47	116	21	0	34	4	0	339	.428	.767	5	2	1	16	12	9	46	0	0	0		
Vega, Ryan	.313	64	268	55	84	12	3	5	58	117	37	3	52	6	5	401	.437	.837	6	0	6	7	0	0	0	0	0	0		
Wenson, Harrison	.286	36	133	34	38	8	0	13	48	85	25	1	38	0	0	413	.639	1.052	3	0	6	1	1	0	0	0	0	0		
Williams, Cam	.292	8	24	10	7	1	0	1	5	11	6	0	9	1	1	438	.458	.896	1	0	1	0	0	0	0	0	0	0		
Williams, Kevin	.322	15	59	15	19	3	0	4	8	34	5	0	16	1	0	385	.576	.964	0	1	1	1	0	0	0	0	0	0		
Team Total	.316	76	2783	607	879	165	32	67	540	1309	372	8	535	72	25	403	.470	.874	42	18	65	73						83		

PITCHERS																														
	W	L	ERA	G	GS	CG	SHO	SVO	IP	H	R	ER	HR	HB	BB	IBB	SO	BK	WP	GO/AB	DP	WHIP	AVG	AB	TB	SF	BF	GF	HLD	
Adams, Austin	0	0	0.00	1	0	0	0	0	0.2	1	0	0	0	0	0	0	0	0	0.00	0	1.50	500	2	2	0	0	0	0		
Agosto, Edrick	0	1	6.00	14	10	0	0	0	48	60	37	32	7	5	31	0	38	1	6.145	9	190	319	188	227	3	0	0			
Alexander, Jason	1	0	1.02	6	0	0	0	1	17.2	10	2	0	0	1	0	16	0	1.311	1	0.62	159	63	64	0	4	0	0			
Beasley, Jeremy	2	1	3.12	13	0	0	0	1	26	21	12	9	3	1	12	0	31	0	1.20	2	1.27	119	96	109	0	6	1			
*Bethell, Max	1	0	9.00	4	0	0	0	0	7	13	8	7	3	1	3	0	9	0	2.00	1	2.29	382	34	38	0	0	0			
Brady, Denny	1	1	4.43	13	0	0	0	0	20.1	23	14	10	2	1	4	0	24	0	2.133	1	1.33	284	81	87	0	2	2			
Carpenter, Tyler	1	1	3.21	4	4	0	0	0	14	11	5	3	1	1	0	11	0	0.76	2	0.86	212	52	54	0	0	0	0			
Duensing, Cole	3	5	10.74	9	9	0	0	0	32.2	42	39	39	9	7	17	1	22	0	5.116	3	3.81	323	130	157	3	0	0			
*Gonzalez, Jorge	1	1	18.00	6	0	0	0	1	1	8	12	16	16	1	0	15	0	11	0	3.160	0	3.38	333	36	51	0	0	0		
*Grendell, Kevin	0	0	5.63	8	1	0	0	0	8	4	5	5	1	0	13	1	13	0	0.900	2	2.13	148	27	40	0	3	0			
Hanewich, Brett	2	1	7.18	18	0	0	0	0	26.1	31	21	21	2	1	18	0	30	0	9.167	1	1.86	290	107	128	1	10	1			
Heredia, Andres	1	3	10.61	6	5	0	0	0	18.2	33	24	22	1	1	10	0	14	1	2.144	2	2.30	393	84	97	2	0	0			
Hernandez, Wilkel	1	0	3.00	1	0	0	0	0	3	2	1	1	0	0	2	0	2	0	0.200	0	1.33	222	9	12	1	0	0			
*Kelly, Justin	3	0	1.86	8	2	0	0	0	19.1	14	5	4	0	0	8	0	19	0	1.075	1	1.14	206	68	76	0	1	2			
Kerr, Stephen	0	0	36.00	1	0	0	0	0	1	5	4	1	0	1	0	0	0	0.000	0	6.00	625	8	9	0	1	0	0			
Lind, Luke	1	0	8.88	9	0	0	0	0	24.1	30	24	24	6	2	15	0	39	0	0.45	1	1.85	297	101	118	0	1	2			
*Malmin, Jon	0	0	0.00	2	0	0	0	0	2.2	2	0	0	0	0	1	0	2	0	0.150	1	1.13	222	9	10	0	0	0			
Mathews, Simon	3	1	3.97	10	6	0	0	0	34	40	16	15	4	2	9	0	34	0	0.237	3	1.44	290	138	149	0	1	1			
Mattson, Isaac	1	0	1.35	17	0	0	0	6	26.2	16	4	4	1	1	10	1	40	0	0.177	3	0.97	174	92	103	0	8	1			
Mieses, Crusito	0	0	6.23	5	0	0	0	0	4.1	5	3	1	1	8	0	3	0	1.050	0	3.00	294	17	26	0	0	0	0			
Molina, Cristopher	1	3	11.12	8	5	0	0	0	28.1	43	41	35	10	5	20	0	40	1	6.884	0	2.22	371	116	143	1	1	0			
Morell, Johnny	1	0	5.40	2	1	0	0	0	6.2	8	5	4	1	0	4	0	1	0	2.171	1	1.80	286	28	32	0	0	0			
Perez, David	0	0	6.75	10	0	0	0	0	13.1	19	12	10	3	2	10	0	11	0	2.100	1	2.18	339	56	68	0	3	0			
Perez, Mayka	5	1	5.67	15	8	0	0	0	46	54	31	29	4	4	19	0	26	0	5.168	5	1.59	302	179	205	3	2	0			
Procopio, Daniel	2	2	2.49	16	0	0	0	3	4	21.2	14	7	6	1	0	14	0	0.32	4	0.57	1	1.29	177	79	93	0	11	0		
Riley, Connor	2	0	2.03	9	0	0	0	0	13.1	10	4	3	1	0	6	0	13	0	0.333	1	1.20	196	51	57	0	3	1			
Rodriguez, Chris	4	1	6.40	8	8	0	0	0	32.1	35	24	23	1	7	7	0	32	1	2.117	1	1.30	271	129	146	3	0	0			
Rodriguez, Elvin	5	1	2.50	11	11	0	0	0	54	45	18	15	5	6	11	0	49	1	1.102	4	1.04	224	201	218	0	0	0			
Rogalla, Keith	0	1	4.38	14	0	0	0	0	24.2	21	12	12	1	1	18	1	26	0	2.096	1	1.58	228	92	111	0	2	1			
Ryan, Zac	0	1	6.48	7	0	0	0	2	8.1	9	6	6	2	0	3	1	11	0	1.063	1	1.44	273	33	36	0	0	0			
*Smith, Evan	1	0	9.78	12	0	0	0	0	19.1	26	21	21	4	1	9	0	20	0	2.113	2	1.81	325	80	90	0	0	0			
Soriano, Jose	0	0	2.70	1	1	0	0	0	3.1	4	1	1	0	0	4	0	2	0	0.700	1	2.40	308	13	17	0	0	0			
Stevens, Tyler	1	0	5.51	12	0	0	0	0	16.1	20	10	10	3	0	4	0	19	0	1.082	0	1.47	299	67	74	1	0	4			
Traver, Mitchell	0	1	7.20	4	4	0	0	0	15	22	13	12	2	2	5															



DOMINICAN ANGELS



W-L Record: 35-35

BATTERS											GI										---GAMES BY POSITION---								
	AVG	G	AB	R	H	2B	3B	HR	RBI	TB	BB	IBB	SO	SB	CS	OBP	SLG	OPS	SF	SAC	HBP	DP	1B	2B	3B	SS	OF	C	E
Arias, Kevin	.296	7	27	6	8	0	2	0	1	12	4	0	8	3	1	.406	.444	.851	0	0	1	0	0	3	1	3	0	0	3
Bisay, Edwin	.168	33	95	15	16	3	0	0	5	19	18	1	42	3	1	.336	.200	.536	0	0	6	1	0	1	0	0	0	19	5
Borges, Joel	.141	33	85	8	12	2	0	0	7	14	14	0	27	2	0	.275	.165	.439	1	2	2	1	17	0	0	0	0	15	5
*Carmona, Oliver	.281	68	231	29	65	9	3	3	31	89	43	2	39	14	9	.393	.385	.778	7	3	4	0	8	0	59	0	0	24	
Castillo, Oscarier	.255	50	157	23	40	6	2	2	21	56	23	0	45	14	7	.360	.357	.717	2	1	4	2	0	0	0	0	41	0	1
De La Cruz, Julio	.249	57	181	31	45	7	7	2	28	72	34	0	61	11	8	.377	.398	.775	1	1	4	3	0	39	6	2	0	8	
#De La Cruz, Miguel	.240	63	217	44	52	11	8	3	28	88	48	1	57	18	11	.379	.406	.785	2	0	2	3	0	0	1	0	58	0	3
*Diaz, Luis	.193	24	83	4	16	2	0	0	9	18	5	0	27	0	2	.244	.217	.461	1	0	1	0	0	0	0	0	16	0	0
*Gomez, Cristian	.249	70	261	31	65	13	2	4	35	94	19	1	48	12	6	.321	.360	.681	1	0	9	4	0	0	0	0	64	0	4
Marcano, Marlon	.174	31	86	5	15	2	0	0	7	17	11	1	22	2	3	.265	.198	.463	1	1	0	1	0	0	0	0	0	26	7
Mendoza, William	.206	37	107	10	22	2	0	1	11	27	8	1	25	2	5	.271	.252	.524	1	1	2	4	3	0	0	0	1	24	4
Nunez, Jesus	.248	40	117	20	29	2	1	0	8	33	20	1	25	11	3	.353	.282	.635	2	0	0	0	1	8	4	19	2	0	8
Oliva, Osvaldo	.259	58	205	30	53	6	1	0	13	61	15	0	35	13	3	.314	.298	.611	1	2	2	5	46	4	0	1	8	0	6
*Ozoria, Daniel	.247	60	219	31	54	6	3	0	22	66	23	0	42	21	10	.332	.301	.633	2	2	6	6	0	7	1	48	4	0	13
Quezada, Jose	.267	22	86	13	23	2	2	0	7	29	10	0	22	10	4	.347	.337	.684	1	0	1	0	0	0	0	2	20	0	2
#Santana, Adlerlin	.209	15	43	6	9	2	0	0	4	11	13	0	18	2	1	.386	.256	.642	1	0	0	0	9	0	1	0	0	0	4
Team Total	.238	70	2200	306	524	75	31	15	237	706	308	8	543	138	74	.340	.321	.661	24	13	44	30							131

PITCHERS	W		L		ERA		G		GS		CG		SHO		SV		SVO		IP		H		R		ER		HR		HB		BB		IBB		SO		BK		WP		GO/AO		DP		WHIP		AVG		AB		RF		SF		GF		HLD	
	2	2	5.14	12	0	0	0	1	2	21	25	17	12	2	2	12	0	17	1	7	0.83	3.176	.301	83	98	1	6	1																														
Agramonte, Galvi	0	1	16.20	8	0	0	0	0	0	5	6	12	9	1	0	12	0	8	0	13	1.00	0.360	.300	20	32	0	3	0																														
Aquino, Steward	0	2	4.56	7	4	0	0	0	0	23.2	25	14	12	1	2	9	0	29	0	4.111	1.144	.272	92	103	0	0	0																															
Arvelaez, Kiber	5	3	1.56	24	0	0	0	7	9	40.1	31	12	7	0	3	13	0	37	2	5.181	3.109	.221	140	160	2	21	0																															
Bonilla, Christopher	2	2	3.92	18	0	0	0	2	4	41.1	35	22	18	1	6	26	0	38	0	12.119	5.148	.240	146	184	4	7	0																															
*De Leon, Yoel	2	1	2.58	12	11	0	0	0	0	45.1	35	15	13	1	0	17	0	50	0	2.229	5.115	.213	164	181	0	1	0																															
*Espinal, Andersson	0	2	9.92	9	0	0	0	0	2	16.1	29	21	18	2	3	11	0	11	0	5.150	0.245	.392	74	89	1	1	0																															
Fortunato, Rafael	1	4	2.56	14	13	0	0	0	0	52.2	45	19	15	2	2	14	0	40	0	4.120	3.112	.233	193	211	1	0	0																															
Franco, Sadrac	1	3	3.45	7	1	0	0	0	1	15.2	15	8	6	0	0	3	0	14	0	0.833	1.115	.246	61	65	0	1	0																															
Guzman, Emiker	6	0	1.02	17	1	1	0	0	1	44	24	8	5	0	0	11	3	30	0	2.113	2.080	.162	148	166	1	8	2																															
Mendoza, Reyember	2	2	5.16	10	4	0	0	0	0	22.2	23	18	13	2	3	12	0	15	0	8.135	1.154	.280	82	100	2	0	0																															
Natera, Jose	2	0	2.57	7	4	0	0	0	0	28	24	12	8	0	3	4	0	33	0	6.342	2.100	.218	110	117	0	1	0																															
Nova, Luis	2	5	3.60	13	9	0	0	0	1	45	38	26	18	4	6	17	0	36	1	6.104	1.122	.230	165	193	3	0	1																															
Pena, Andres	4	1	3.20	18	3	0	0	0	0	39.1	33	16	14	1	9	15	0	29	0	11.079	0.122	.232	142	170	2	3	1																															
Pina, Robinson	1	2	3.68	15	11	0	0	0	0	51.1	35	26	21	0	3	24	0	47	1	8.123	2.115	.188	186	214	0	0	1																															
*Pina, Shakiro	3	2	4.54	21	0	0	0	1	1	33.2	33	20	17	2	3	13	0	45	0	8.247	2.137	.260	127	146	0	9	2																															
Pineda, Roberto	2	0	2.57	8	0	0	0	0	1	14	18	9	4	0	2	4	0	12	1	2.100	2.157	.316	57	64	0	3	0																															
Santa Maria, Tulio	0	3	2.65	14	9	0	0	0	0	51	41	23	15	1	11	19	1	41	0	7.151	7.118	.230	178	210	0	1	0																															
Villar, Yogeiry	0	0	10.00	7	0	0	0	0	0	9	8	10	10	1	1	12	0	6	1	2.082	0.222	.250	32	47	0	4	0																															
Team Total	35	35	3.51	70	70	1	6	11	22	599.1	523	308	234	21	62	248	4	538	7	112	1.79	40	1.29	238	2200	2550	17	69	8																													

KEY: * - lefthanded hitter/pitcher, # - switch hitter

MINOR LEAGUE



ORGANIZATIONAL PLAYERS



JO ADELL

OF

AGE: 18 BORN: Apr. 8, 1999 in Shelby, NC

RESIDES: Prospect, KY

HT.: 6-2 WT.: 200

BATS & THROWS: Right

ACQUIRED: First round (10th overall) of 2017 First-Year Player Draft

HIGH SCHOOL: Ballard HS (KY)

COLLEGE: —

FULL NAME: Jordan Scott Adell

SIGNED BY: John Burden (Angels)

Year	Club	AVG	G	AB	R	H	2B	3B	HR	RBI	SH	SF	HBP	BB	IBB	SO	SB	CS	GDP	SLG	OBP	E
2017	—Angels (AZL)	.288	31	118	18	34	6	6	4	21	1	1	2	10	1	32	5	0	0	.542	.351	-
	Orem	.376	18	85	25	32	5	2	1	9	0	0	1	4	0	17	3	2	3	.518	.411	-
MINOR TOTALS		.325	49	203	43	66	11	8	5	30	1	1	3	14	1	49	8	2	3	.532	.376	-

GALVI AGRAMONTE

RHP

AGE: 19 BORN: May 19, 1998 in Cotui, DR

RESIDES: Cotui, DR

HT.: 5-11 WT.: 185

BATS & THROWS: Right

ACQUIRED: Signed as international free agent, July 3, 2017

HIGH SCHOOL: —

COLLEGE: —

FULL NAME: Galvi Gabriel Agramonte

SIGNED BY: Jochy Cabrera (Angels)

Year	Club	W-L	ERA	G	GS	CG	GF	SHO	SV	IP	H	R	ER	HR	HB	BB	IBB	SO	WP	BK	BAA
2017	—Angels (DSL)	2-2	5.14	12	0	0	6	0	1	21	25	17	12	2	2	12	0	17	7	1	.301

JASON ALEXANDER

RHP

AGE: 25 BORN: Mar. 1, 1993 in Windsor, CA

RESIDES: Windsor, CA

HT.: 6-3 WT.: 200

BATS & THROWS: Right

ACQUIRED: Signed as non-drafted free agent, June 21, 2017

HIGH SCHOOL: Cardinal Newman HS (CA)

COLLEGE: Menlo College (CA), Long Beach State University (CA), Santa Rosa JC (CA)

FULL NAME: Jason Raymond Alexander

SIGNED BY: Ben Diggins (Angels)

Year	Club	W-L	ERA	G	GS	CG	GF	SHO	SV	IP	H	R	ER	HR	HB	BB	IBB	SO	WP	BK	BAA
2017	—Angels (AZL)	1-1	4.79	10	0	0	1	0	1	20.2	23	11	11	0	0	2	0	19	2	1	.277
	Inland Empire	0-0	6.75	2	0	0	0	0	0	5.1	8	7	4	0	0	1	0	2	0	0	.333
	Orem	1-0	1.02	6	0	0	4	0	1	17.2	10	2	2	0	0	1	0	16	1	0	.159
MINOR TOTALS		2-1	3.50	18	0	0	5	0	2	43.2	41	20	17	0	0	4	0	37	3	1	.241

ADRIAN ALMEIDA

LHP

AGE: 23 BORN: Feb. 25, 1995 in Puerto Cabello, VZ

RESIDES: Tucacas, VZ

HT.: 6-0 WT.: 160

BATS & THROWS: Left

ACQUIRED: From New York Mets in AAA Rule 5 Draft, Dec. 8, 2016

HIGH SCHOOL: —

COLLEGE: —

FULL NAME: Adrian Jose (Mendoza) Almeida

SIGNED BY: Hector Rincones (Mets)

Year	Club	W-L	ERA	G	GS	CG	GF	SHO	SV	IP	H	R	ER	HR	HB	BB	IBB	SO	WP	BK	BAA
2012	—Mets 1 (DSL)	0-3	2.50	12	12	0	0	0	0	39.2	35	14	11	0	3	24	0	33	3	1	.255
2013	—Mets 1 (DSL)	3-2	4.55	8	8	0	0	0	0	27.2	23	14	14	0	6	18	0	26	10	1	.232
	Mets 2 (DSL)	0-1	2.57	4	4	0	0	0	0	14	8	5	4	0	0	9	0	17	4	0	.167
2014	—Mets (GCL)	3-2	2.13	10	7	0	0	0	0	38	26	14	9	0	7	23	1	40	4	1	.198
2015	—Kingsport	2-1	5.94	9	0	0	5	0	1	16.2	13	13	11	0	2	18	0	17	2	1	.217
2016	—Brooklyn Kingsport	0-1	3.86	3	0	0	1	0	0	2.1	3	1	0	1	0	3	0	5	1	0	.273
	Kingsport	0-3	6.14	18	0	0	7	0	2	22	21	18	15	3	6	13	0	29	5	0	.247
2017	—Burlington	1-3	5.31	27	0	0	8	0	0	42.1	43	30	25	1	3	32	0	50	9	0	.265
MINOR TOTALS		9-16	4.00	91	31	0	21	0	3	202.2	172	109	90	4	28	140	1	217	38	4	.235

JUSTIN ANDERSON

RHP

AGE: 25 BORN: Sept. 28, 1992 in Houston, TX

RESIDES: Houston, TX

HT.: 6-3 WT.: 205

BATS: Left THROWS: Right

ACQUIRED: 14th round of 2014 First-Year Player Draft

HIGH SCHOOL: St. Pius X HS (TX)

COLLEGE: University of Texas at San Antonio

FULL NAME: Justin Charles Anderson

SIGNED BY: Rudy Vasquez (Angels)

Year	Club	W-L	ERA	G	GS	CG	GF	SHO	SV	IP	H	R	ER	HR	HB	BB	IBB	SO	WP	BK	BAA
2014	—Orem	1-4	9.00	11	5	0	0	0	0	22	31	29	22	1	1	12	0	13	6	0	.316
	Angels (AZL)	0-0	5.14	2	2	0	0	0	0	7	9	4	4	0	0	3	0	6	2	0	.310
2015	—Burlington	9-9	3.41	28	22	0	3	0	0	142.2	148	68	54	4	7	51	0	112	8	0	.273
2016	—Inland Empire	8-12	5.70	28	27	0	0	0	0	145.1	193	99	92	15	8	48	0	107	5	1	.322
2017	—Inland Empire	0-0	5.06	4	0	0	2	0	1	5.1	4	4	3	0	0	2	0	6	2	0	.174
	Mobile	3-2	5.06	42	0	0	11	0	1	58.2	56	35	33	7	5	29	1	36	3	0	.255
MINOR TOTALS		21-27	4.91	115	56	0	16	0	2	381	441	239	208	27	21	145	1	280	26	1	.292

FAUSTINO ANTIGUA

RHP

AGE: 18 BORN: May 23, 1999 in Santo Domingo, DR

RESIDES: Santo Domingo, DR

HT.: 6-5 WT.: 185

BATS & THROWS: Right

ACQUIRED: Signed as international free agent, Jan. 4, 2017

HIGH SCHOOL: —

COLLEGE: —

FULL NAME: Faustino Antigua

SIGNED BY: Francisco Tejada (Angels)

Year	Club	W-L	ERA	G	GS	CG	GF	SHO	SV	IP	H	R	ER	HR	HB	BB	IBB	SO	WP	BK	BAA
2017	—Angels (DSL)	0-1	16.20	8	0	0	3	0	0	5	6	12	9	1	0	12	0	8	13	0	.300



ORGANIZATIONAL PLAYERS



SAMY APOLINAR

AGE: 20 **BORN:** Dec. 1, 1997, in Santo Domingo, DR **RESIDES:** Santo Domingo, DR **HT.:** 5-11 **WT.:** 195
BATS: Left **THROWS:** Right **ACQUIRED:** Signed as international free agent, Feb. 16, 2017
HIGH SCHOOL: — **COLLEGE:** —
FULL NAME: Samy Junior Apolinar **SIGNED BY:** Alfredo Ulloa (Angels)
Year Club AVG G AB R H 2B 3B HR RBI SH SF HBP BB IBB SO SB CS GDP SLG OBP E
 Will make professional debut in 2018

EDWDY AQUINO

AGE: 18 **BORN:** Feb. 24, 2000 in Dajabon, DR **RESIDES:** Dajabon, DR **HT.:** 5-11 **WT.:** 160
BATS & THROWS: Right **ACQUIRED:** Signed as international free agent, Aug. 1, 2016
HIGH SCHOOL: — **COLLEGE:** —
FULL NAME: Edwy Aquino **SIGNED BY:** Domingo Garcia and Alfredo Ulloa (Angels)
Year Club W-L ERA G GS CG GF SHO SV IP H R ER HR HB BB IBB SO WP BK BAA
 Will make professional debut in 2018

STIWARD AQUINO

AGE: 18 **BORN:** June 20, 1999 in Sabana Grande de Palenque, DR **RESIDES:** Sabana Grande de Palenque, DR **HT.:** 6-6 **WT.:** 175
BATS & THROWS: Right **ACQUIRED:** Signed as international free agent, Dec. 30, 2016
HIGH SCHOOL: — **COLLEGE:** —
FULL NAME: Stiward Aquino **SIGNED BY:** Domingo Garcia and Frankie Thon (Angels)
Year Club W-L ERA G GS CG GF SHO SV IP H R ER HR HB BB IBB SO WP BK BAA
 2017—Angels (DSL) 0-2 4.56 7 4 0 0 0 0 0 23.2 25 14 12 1 2 9 0 29 4 0 .272
 Angels (AZL) 1-0 1.59 2 0 0 0 0 0 0 5.2 5 1 1 0 0 4 0 2 0 1 .250
MINOR TOTALS 1-2 3.99 9 4 0 0 0 0 29.1 30 15 13 1 2 13 0 31 4 1 .268

TIM ARAKAWA

AGE: 24 **BORN:** Apr. 18, 1993 in Honolulu, Hawaii **RESIDES:** Honolulu, HI **HT.:** 5-8 **WT.:** 175
BATS: Left **THROWS:** Right **ACQUIRED:** 23rd round of the 2015 First-Year Player Draft
HIGH SCHOOL: Moanalua HS (HI) **COLLEGE:** Oklahoma State University (Stillwater, OK)
FULL NAME: Timothy Andrew Arakawa **SIGNED BY:** Drew Chadd (Angels)
Year Club AVG G AB R H 2B 3B HR RBI SH SF HBP BB IBB SO SB CS GDP SLG OBP E
 2015—Orem .250 4 12 3 3 0 0 0 1 0 0 0 0 0 4 0 0 0 .250 .250 0
 Burlington .279 64 240 39 67 15 1 4 30 0 3 2 40 0 52 2 3 7 .400 .382 5
 2016—Inland Empire .254 83 315 49 80 13 3 2 25 2 2 0 46 0 46 10 5 5 .333 .347 9
 Arkansas .173 27 98 8 17 4 0 0 7 4 0 0 1 13 0 18 6 1 1 .214 .277 0
 Salt Lake .176 16 51 3 9 1 1 0 4 1 1 0 4 0 13 1 0 1 .235 .232 1
 2017—Mobile .245 76 237 31 58 4 1 4 15 4 3 1 37 4 73 8 7 3 .321 .345 10
 Salt Lake .333 1 3 0 1 0 0 0 0 0 0 0 0 1 0 0 0 0 .333 .500 0
MINOR TOTALS .246 271 956 133 235 37 6 10 82 11 9 4 141 4 224 27 16 17 .328 .342 25

FRANCISCO ARCIA

For information, see 2018 Angels Players Section.

KEVIN ARIAS

AGE: 19 **BORN:** Feb. 18, 1999 in Maracay, VZ **RESIDES:** Maracay, VZ **HT.:** 5-10 **WT.:** 150
BATS & THROWS: Right **ACQUIRED:** Signed as international free agent, July 2, 2015
HIGH SCHOOL: — **COLLEGE:** —
FULL NAME: Kevin Javier Arias **SIGNED BY:** Carlos Ramirez and Marlon Urdaneta (Angels)
Year Club AVG G AB R H 2B 3B HR RBI SH SF HBP BB IBB SO SB CS GDP SLG OBP E
 2016—Angels (DSL) .218 53 165 19 36 6 0 1 8 4 0 0 6 15 0 40 12 5 0 .273 .306 13
 2017—Angels (DSL) .296 7 27 6 8 0 2 0 1 0 0 0 1 4 0 8 3 1 0 .444 .406 3
 Angels (AZL) .205 13 39 7 8 1 2 0 2 1 0 1 4 0 15 4 1 0 .333 .295 3
MINOR TOTALS .225 73 231 32 52 7 4 1 11 5 0 8 23 0 63 19 7 0 .303 .317 19

KIBER ARVELAEZ

AGE: 19 **BORN:** May 9, 1998 in El Tigre, TZ **RESIDES:** El Tigre, VZ **HT.:** 5-10 **WT.:** 165
BATS & THROWS: Right **ACQUIRED:** Signed as international free agent, Oct. 1, 2015
HIGH SCHOOL: — **COLLEGE:** —
FULL NAME: Kiber Jose Arvelaez **SIGNED BY:** Carlos Ramirez, Alfredo Ulloa and Frank Tejada (Angels)
Year Club W-L ERA G GS CG GF SHO SV IP H R ER HR HB BB IBB SO WP BK BAA
 2016—Angels (DSL) 5-2 2.01 16 4 0 6 0 1 49.1 44 14 11 2 2 11 0 41 3 1 .243
 2017—Angels (DSL) 5-3 1.56 24 0 0 21 0 7 40.1 31 12 7 0 3 13 0 37 5 2 .221
MINOR TOTALS 10-5 1.81 40 4 0 27 0 8 89.2 75 26 18 2 5 24 0 78 8 3 .234

MINOR LEAGUE

ORGANIZATIONAL PLAYERS



ROBERTO BALDOQUIN

INF

AGE: 23 BORN: May 14, 1994 in Las Tunas, Cuba

RESIDES: Miami, FL

HT: 5-11 WT: 200

BATS & THROWS: Right

ACQUIRED: Signed as international free agent, Dec. 19, 2014

HIGH SCHOOL: —

COLLEGE: —

SIGNED BY: Alfredo Ulloa (Angels)

FULL NAME: Roberto Sulibnan Baldoquin

Year	Club	AVG	G	AB	R	H	2B	3B	HR	RBI	SH	SF	HBP	BB	IBB	SO	SB	CS	GDP	SLG	OBP	E	
2015	—Angels (AZL)	.139	25	79	7	11	1	0	1	7	0	0	1	8	0	32	2	2	0	.190	.227	2	
2015	—Las Tunas (Cuba)	.167	19	12	3	2	0	0	0	1	0	0	1	1	0	4	0	1	0	.167	.286	0	
2012	—Las Tunas (Cuba)	.248	43	109	21	27	2	4	0	13	2	1	4	9	0	11	3	2	2	.339	.325	0	
2013	—Las Tunas (Cuba)	.279	23	68	11	19	0	0	1	8	1	0	6	4	0	10	2	2	4	.324	.372	7	
CUBAN TOTALS		.254	85	189	35	48	2	4	1	22	3	1	11	14	0	25	5	5	6	.323	.340	7	
2014—		<i>DID NOT PLAY</i>																					
2015	—Inland Empire	.235	77	289	23	68	12	1	1	27	4	3	4	9	0	70	4	5	7	.294	.266	12	
2016	—Inland Empire	.198	64	227	19	45	6	1	0	15	3	1	3	21	0	62	3	3	5	.233	.274	5	
2017	—Burlington	.253	52	178	19	45	8	1	4	12	4	0	2	12	0	42	6	4	6	.376	.307	9	
MINOR TOTALS		.228	193	694	61	158	26	3	5	54	11	4	9	42	0	174	13	12	18	.295	.279	26	

MATT BALL

RHP

AGE: 23 BORN: Jan. 23, 1995 in San Diego, CA

RESIDES: San Diego, CA

HT: 6-5 WT: 200

BATS & THROWS: Right

ACQUIRED: From Texas in AAA Rule 5 Draft, Dec. 14, 2017

HIGH SCHOOL: Bonita Vista HS (CA)

COLLEGE: —

SIGNED BY: George Kachigian (White Sox)

FULL NAME: Matthew James Ball

Year	Club	W-L	ERA	G	GS	CG	GF	SHO	SV	IP	H	R	ER	HR	HB	BB	IBB	SO	WP	BK	BAA
2013	—Bristol	0-1	4.84	14	0	0	5	0	0	22.1	25	18	12	1	3	8	0	23	2	1	.272
2014	—Great Falls	3-6	7.26	14	13	0	0	0	0	57	81	60	46	6	1	21	0	42	3	1	.319
2015	—Great Falls	2-9	8.16	15	15	0	0	0	0	60.2	80	61	55	7	6	34	0	52	8	2	.325
2016	—Kannapolis	0-1	4.50	10	0	0	6	0	1	16	17	15	8	1	2	5	0	24	3	0	.250
	Hickory	4-1	1.60	21	4	0	5	0	3	50.2	51	11	9	2	3	17	1	39	3	0	.271
2017	—Hickory	0-1	5.67	11	5	0	3	0	3	33.1	39	26	21	4	6	10	0	38	3	0	.283
MINOR TOTALS		9-19	5.66	85	37	0	19	0	7	240	293	191	151	21	21	95	1	218	22	4	.297

MICHAEL BARASH

C

For information, see 2018 Angels Players Section.

JIMMY BARNES

OF

AGE: 20 BORN: June 16, 1997 in Chesapeake, VA

RESIDES: Chesapeake, VA

HT: 6-4 WT: 190

BATS & THROWS: Right

ACQUIRED: 11th round of 2015 First-Year Player Draft

HIGH SCHOOL: Deep Creek HS (VA)

COLLEGE: —

SIGNED BY: Nick Horneaut (Angels)

FULL NAME: James Leland Barnes

Year	Club	AVG	G	AB	R	H	2B	3B	HR	RBI	SH	SF	HBP	BB	IBB	SO	SB	CS	GDP	SLG	OBP	E	
2015	—Angels (AZL)	.139	25	79	7	11	1	0	1	7	0	0	1	8	0	32	2	2	0	.190	.227	2	
2016—		<i>INJURED — DID NOT PLAY</i>																					
2017	—Angels (AZL)	.273	38	139	20	38	7	4	4	15	0	1	1	13	0	47	6	2	0	.468	.338	6	
MINOR TOTALS		.225	63	218	27	49	8	4	5	22	0	1	2	21	0	79	8	4	0	.367	.298	8	

NATHAN BATES

RHP

AGE: 24 BORN: Mar. 1, 1994 in Jackson, MS

RESIDES: Sharpsburg, GA

HT: 6-8 WT: 205

BATS & THROWS: Right

ACQUIRED: 15th round of 2015 First-Year Player Draft

HIGH SCHOOL: Starr's Mill HS (GA)

COLLEGE: Georgia State University

SIGNED BY: Todd Hogan (Angels)

FULL NAME: Nathan Douglas Bates

Year	Club	W-L	ERA	G	GS	CG	GF	SHO	SV	IP	H	R	ER	HR	HB	BB	IBB	SO	WP	BK	BAA
2015	—Orem	1-3	5.40	14	2	0	0	0	0	26.2	26	17	16	0	2	6	0	16	1	2	.252
2016	—Angels (AZL)	0-0	10.80	2	0	0	1	0	0	1.2	3	2	2	0	0	0	0	3	2	0	.375
	Orem	1-0	0.00	3	0	0	2	0	0	3.1	3	1	0	0	0	2	0	1	0	0	.231
2017	—Burlington	0-1	2.03	8	0	0	4	0	1	13.1	9	4	3	0	0	6	1	18	3	0	.188
	Inland Empire	0-5	6.53	33	0	0	17	0	7	51	65	38	37	5	1	22	0	58	2	0	.308
MINOR TOTALS		2-9	5.44	60	2	0	24	0	8	96	106	62	58	5	3	36	1	96	8	2	.277

JEREMY BEASLEY

RHP

AGE: 22 BORN: Nov. 20, 1995 in Lyons, GA

RESIDES: Lyons, GA

HT: 6-3 WT: 215

BATS & THROWS: Right

ACQUIRED: 30th round of 2017 First-Year Player Draft

HIGH SCHOOL: Toombs County HS (GA)

COLLEGE: Clemson University (SC)

SIGNED BY: Chris McAlpin (Angels)

FULL NAME: Jeremy Lonnie Beasley

Year	Club	W-L	ERA	G	GS	CG	GF	SHO	SV	IP	H	R	ER	HR	HB	BB	IBB	SO	WP	BK	BAA
2017	—Angels (AZL)	1-0	3.18	4	0	0	2	0	0	5.2	3	2	2	0	0	0	0	6	1	0	.150
	Orem	2-1	3.12	13	0	0	6	0	1	26	21	12	9	3	1	12	0	31	0	0	.219
MINOR TOTALS		3-1	3.13	17	0	0	8	0	1	31.2	24	14	11	3	1	12	0	37	1	0	.207



ORGANIZATIONAL PLAYERS



GREG BELTON

RHP

AGE: 25 BORN: Dec. 31, 1992 in Conroe, TX

RESIDES: Montgomery, TX HT.: 5-10 WT.: 190

BATS & THROWS: Right

ACQUIRED: 27th round of 2016 First-Year Player Draft

HIGH SCHOOL: Conroe HS (TX)

COLLEGE: Sam Houston State University

FULL NAME: Gregory Joseph Belton

SIGNED BY: Rudy Vasquez (Angels)

Year	Club	W-L	ERA	G	GS	CG	GF	SHO	SV	IP	H	R	ER	HR	HB	BB	IBB	SO	WP	BK	BAA
2016	—Orem	2-3	2.27	22	1	0	11	0	5	39.2	28	11	10	3	0	6	0	43	2	0	.193
2017	—Burlington	1-2	4.55	17	0	0	13	0	3	29.2	33	15	15	3	0	7	0	43	3	0	.284
	Inland Empire	0-0	0.00	1	0	0	0	0	0	2	0	0	0	0	0	1	0	4	0	0	.000
MINOR TOTALS		3-5	3.15	40	1	0	24	0	8	71.1	61	26	25	6	0	14	0	90	5	0	.228

NATE BERTNESS

LHP

AGE: 22 BORN: Aug. 4, 1995 in Sugar Land, TX

RESIDES: Richmond, TX HT.: 6-6 WT.: 205

BATS & THROWS: Left

ACQUIRED: 16th round of 2015 First-Year Player Draft

HIGH SCHOOL: Travis High School (TX)

COLLEGE: McLennan Community College (Waco, TX)

FULL NAME: Nathaniel Lee Bertness

SIGNED BY: Rudy Vasquez (Angels)

Year	Club	W-L	ERA	G	GS	CG	GF	SHO	SV	IP	H	R	ER	HR	HB	BB	IBB	SO	WP	BK	BAA
2015	—Angels (AZL)	0-1	4.13	12	3	0	0	0	0	28.1	38	21	13	2	2	12	0	27	3	0	.330
2016	—Orem	5-1	3.64	12	10	0	0	0	0	54.1	61	22	22	2	4	15	0	41	3	0	.290
2017	—Burlington	5-9	5.15	21	19	0	2	0	0	94.1	108	68	54	10	5	39	0	84	4	1	.292
	Inland Empire	1-2	3.55	6	6	0	0	0	0	33	37	20	13	2	1	8	0	31	0	0	.280
MINOR TOTALS		11-13	4.37	51	38	0	2	0	0	210	244	131	102	16	12	74	0	183	10	1	.295

EDWIN BISAY

C

AGE: 18 BORN: Mar. 8, 2000 in Turmero, VZ

RESIDES: Turmero, VZ HT.: 6-0 WT.: 175

BATS: Switch THROWS: Right

ACQUIRED: Signed as an international free agent, July 2, 2016

HIGH SCHOOL: —

COLLEGE: —

FULL NAME: Edwin Alexander Bisay

SIGNED BY: Carlos Ramirez and Marlon Urdaneta (Angels)

Year	Club	AVG	G	AB	R	H	2B	3B	HR	RBI	SH	SF	HBP	BB	IBB	SO	SB	CS	GDP	SLG	OBP	E	
2017	—Angels (DSL)	.168	33	95	15	16	3	0	0	5	0	0	0	6	18	1	42	3	1	1	.200	.336	5

CHRISTOPHER BONILLA

RHP

AGE: 19 BORN: Jan. 13, 1999 in Santiago de los Caballeros, DR

RESIDES: Santiago de los Caballeros, DR HT.: 6-0 WT.: 180

BATS & THROWS: Right

ACQUIRED: Signed as international free agent, Oct. 11, 2015

HIGH SCHOOL: —

COLLEGE: —

FULL NAME: Christopher Bonilla

SIGNED BY: Jochy Cabrera and Alfredo Ulloa (Angels)

Year	Club	W-L	ERA	G	GS	CG	GF	SHO	SV	IP	H	R	ER	HR	HB	BB	IBB	SO	WP	BK	BAA
2016	—Angels (DSL)	4-4	5.11	14	10	0	0	0	0	49.1	39	29	28	4	3	26	0	39	14	0	.219
2017	—Angels (DSL)	2-2	3.92	18	0	0	7	0	2	41.1	35	22	18	1	6	26	0	38	12	0	.240
MINOR TOTALS		6-6	4.57	32	10	0	7	0	2	90.2	74	51	46	5	9	52	0	77	26	0	.228

DENNY BRADY

RHP

AGE: 20 BORN: Jan. 18, 1997 in Vineland, NJ

RESIDES: Vineland, NJ HT.: 6-1 WT.: 210

BATS & THROWS: Right

ACQUIRED: Seventh round of 2017 First-Year Player Draft

HIGH SCHOOL: Buena Regional HS (NJ)

COLLEGE: Mercer County CC (NJ), East Carolina University (NC)

FULL NAME: Dennis Francis Brady

SIGNED BY: Ryan Leahy (Angels)

Year	Club	W-L	ERA	G	GS	CG	GF	SHO	SV	IP	H	R	ER	HR	HB	BB	IBB	SO	WP	BK	BAA
2017	—Orem	1-1	4.43	13	0	0	2	0	0	20.1	23	14	10	2	1	4	0	24	2	0	.284

JOSE BRICENO

C

For information, see 2018 Angels Players Section.

BERNABE CAMARGO

INF

AGE: 22 BORN: Jan. 22, 1996 in Falcon, VZ

RESIDES: Galveston, TX HT.: 6-2 WT.: 185

BATS & THROWS: Right

ACQUIRED: 28th round of 2017 First-Year Player Draft

HIGH SCHOOL: Calusa Prep Academy (FL)

COLLEGE: Galveston College (TX)

FULL NAME: Bernabe Jose Camargo

SIGNED BY: Rudy Vasquez (Angels)

Year	Club	AVG	G	AB	R	H	2B	3B	HR	RBI	SH	SF	HBP	BB	IBB	SO	SB	CS	GDP	SLG	OBP	E
Will make professional debut in 2018																						

VICENTE CAMPOS

RHP

For information, see 2018 Angels Players Section.

ORGANIZATIONAL PLAYERS



GRIFFIN CANNING

RHP

AGE: 21 BORN: May 11, 1996 in Mission Viejo, CA

RESIDES: Coto de Caza, CA

HT.: 6-1 WT.: 170

BATS & THROWS: Right

ACQUIRED: Second round of 2017 First-Year Player Draft

HIGH SCHOOL: Santa Margarita Catholic HS (CA)

COLLEGE: UCLA

FULL NAME: Griffin Alexander Canning

SIGNED BY: Ben Diggins (Angels)

Year	Club	W-L	ERA	G	GS	CG	GF	SHO	SV	IP	H	R	ER	HR	HB	BB	IBB	SO	WP	BK	BAA
Will make professional debut in 2018																					

OLIVER CARMONA

INF

AGE: 20 BORN: Feb. 28, 1998 in Bani, DR

RESIDES: Bani, DR

HT.: 6-0 WT.: 160

BATS & THROWS: Right

ACQUIRED: Signed as international free agent, Apr. 22, 2016

HIGH SCHOOL: —

COLLEGE: —

FULL NAME: Oliver Aleiky (Baez) Carmona

SIGNED BY: Frank Tejeda and Alredo Ulloa (Angels)

Year	Club	AVG	G	AB	R	H	2B	3B	HR	RBI	SH	SF	HBP	BB	IBB	SO	SB	CS	GDP	SLG	OBP	E
2016	—Angels (DSL)	.214	55	187	20	40	7	2	0	23	4	2	4	24	0	28	9	4	3	.273	.313	25
2017	—Angels (DSL)	.281	68	231	29	65	9	3	3	31	3	7	4	43	2	39	14	9	0	.385	.393	24
MINOR TOTALS		.251	123	418	49	105	16	5	3	54	7	9	8	67	2	67	23	13	3	.385	.359	49

TYLER CARPENTER

RHP

AGE: 26 BORN: Feb. 25, 1992 in Alpharetta, GA

RESIDES: Alpharetta, GA

HT.: 6-5 WT.: 225

BATS & THROWS: Right

ACQUIRED: 25th round of 2014 First-Year Player Draft

HIGH SCHOOL: Milton HS (GA)

COLLEGE: Georgia Gwinnett College (GA)

FULL NAME: Tyler Hadley Carpenter

SIGNED BY: Todd Hogan (Angels)

Year	Club	W-L	ERA	G	GS	CG	GF	SHO	SV	IP	H	R	ER	HR	HB	BB	IBB	SO	WP	BK	BAA
2014	—Orem	0-0	3.74	10	0	0	2	0	1	21.2	26	11	9	2	1	2	0	18	4	1	.270
	Angels (AZL)	1-0	0.00	2	0	0	0	0	0	3	1	0	0	0	0	0	0	3	0	0	.100
2015	—Burlington	1-1	2.97	20	0	0	10	0	0	30.1	33	13	10	0	0	11	0	21	0	1	.275
	Inland Empire	0-0	6.91	16	0	0	5	0	0	27.1	36	22	21	4	0	7	0	31	3	0	.310
2016	—Inland Empire	2-0	0.82	5	5	0	0	0	0	33	19	3	3	1	0	3	0	27	0	0	.176
	Arkansas	4-9	5.58	15	15	0	0	0	0	71	93	46	44	6	2	17	0	50	4	1	.323
2017	—Mobile	2-6	4.46	14	14	0	0	0	0	70.2	78	39	35	6	4	21	0	40	0	2	.282
	Orem	1-1	3.21	4	4	0	0	0	0	14	11	5	5	3	1	1	0	11	0	0	.212
MINOR TOTALS		11-17	4.22	86	38	0	17	0	3	217	297	139	127	22	8	62	0	198	11	5	.280

RYAN CLARK

RHP

AGE: 24 BORN: Dec. 9, 1993 in Johnson City, NY

RESIDES: Johnson City, NY

HT.: 6-5 WT.: 205

BATS & THROWS: Right

ACQUIRED: Signed as minor league free agent, Mar. 30, 2017

HIGH SCHOOL: Johnson City Senior HS (NY)

COLLEGE: University of North Carolina at Greensboro

FULL NAME: Ryan Anthony Clark

SIGNED BY: Rick Sellers (Braves)

Year	Club	W-L	ERA	G	GS	CG	GF	SHO	SV	IP	H	R	ER	HR	HB	BB	IBB	SO	WP	BK	BAA
2015	—Danville	6-1	3.08	13	7	0	0	0	0	52.2	43	23	18	2	0	10	1	40	2	0	.221
2016	—Carolina	2-13	5.75	26	25	1	0	0	0	134.2	151	94	86	16	13	46	1	95	16	0	.282
2017	—Angels (AZL)	1-1	4.38	4	1	0	0	0	0	12.1	15	7	6	0	2	4	0	11	1	0	.294
	Inland Empire	1-4	8.27	10	9	0	1	0	0	37	58	41	34	12	3	16	1	29	3	1	.356
MINOR TOTALS		10-19	5.48	53	42	1	1	0	0	236.2	267	165	144	30	18	76	3	175	22	1	.283

AARON COX

RHP

AGE: 23 BORN: Aug. 5, 1994 in Vineland, NJ

RESIDES: Dorchester, NJ

HT.: 6-3 WT.: 205

BATS & THROWS: Right

ACQUIRED: 19th round of 2015 First-Year Player Draft

HIGH SCHOOL: Millville Senior High (NJ)

COLLEGE: Gannon University (PA)

FULL NAME: Aaron Joseph Cox

SIGNED BY: Ryan Layne (Angels)

Year	Club	W-L	ERA	G	GS	CG	GF	SHO	SV	IP	H	R	ER	HR	HB	BB	IBB	SO	WP	BK	BA
2015	—Orem	4-0	3.08	24	0	0	5	0	0	38	32	14	13	5	3	15	1	35	4	1	.239
2016	—Burlington	3-2	3.94	33	0	0	18	0	10	48	47	22	21	1	2	14	0	40	4	2	.255
2017	—									INJURED — DID NOT PLAY											
MINOR TOTALS		7-2	3.56	57	0	0	23	0	10	86	79	36	34	6	5	29	1	75	8	3	.248

MATT CUSTRED

RHP

AGE: 24 BORN: Sept. 8, 1993 in Houston, TX

RESIDES: Keller, TX

HT.: 6-6 WT.: 240

BATS & THROWS: Right

ACQUIRED: Signed as minor league free agent, Jan. 17, 2018

HIGH SCHOOL: Keller HS (TX)

COLLEGE: Texas Tech University

FULL NAME: Matthew James Custred

SIGNED BY: Nate Dion (Braves)

Year	Club	W-L	ERA	G	GS	CG	GF	SHO	SV	IP	H	R	ER	HR	HB	BB	IBB	SO	WP	BK	BA
2015	—Brawley (GCL)	0-0	0.00	1	0	0	0	0	0	1	1	0	0	0	0	0	0	1	0	0	.250
	Danville	1-0	1.42	18	0	0	13	0	4	31.2	16	8	5	0	0	9	0	45	3	0	.148
2016	—Rome	5-3	3.18	40	1	0	17	0	2	56.2	34	22	20	3	1	36	1	64	8	1	.173
2017	—Rome	1-3	1.16	24	0	0	17	0	2	38.2	19	8	5	1	0	15	0	48	5	0	.144
MINOR TOTALS		7-6	2.11	83	1	0	47	0	8	128	70	38	30	4	1	60	1	158	16	1	.159



ORGANIZATIONAL PLAYERS



JULIO DE LA CRUZ

AGE: 17 **BORN:** Aug. 3, 2000 in San Pedro de Macoris, DR **RESIDES:** La Ramona, DR **HT:** 5-11 **WT:** 160
BATS & THROWS: Right **ACQUIRED:** Signed as an international free agent, Aug. 5, 2016
HIGH SCHOOL: — **COLLEGE:** —
SIGNED BY: Frank Tejeda and Alfredo Ulloa (Angels)
FULL NAME: Julio Cesar De La Cruz

Year	Club	AVG	G	AB	R	H	2B	3B	HR	RBI	SH	SF	HBP	BB	IBB	SO	SB	CS	GDP	SLG	OBP	E
2017	—Angels (DSL)	.249	57	181	31	45	7	7	2	28	1	1	4	34	0	61	11	8	3	.398	.377	8

INF

KIDA DE LA CRUZ

AGE: 23 **BORN:** Aug. 10, 1994 in Miami, FL **RESIDES:** Miami, FL **HT:** 6-5 **WT:** 240
BATS & THROWS: Right **ACQUIRED:** Signed as minor league free agent, Feb. 28, 2017
HIGH SCHOOL: Somerset Academy HS (FL) **COLLEGE:** Volunteer State CC (TN)
SIGNED BY: Reed Dunn (Nationals)
FULL NAME: Kida De La Cruz

Year	Club	W-L	ERA	G	GS	CG	GF	SHO	SV	IP	H	R	ER	HR	HB	BB	IBB	SO	WP	BK	BAA
2014	—Nationals (GCL)	0-0	4.50	13	0	0	1	0	0	18	19	11	9	0	3	11	1	12	3	0	.288
2015	—Nationals (GCL)	0-0	5.40	3	0	0	1	0	0	1.2	0	1	1	0	1	2	0	0	0	0	.000
2016	—Vallejo (Ind.)	3-4	6.65	14	14	0	0	0	0	69	76	53	51	4	9	60	0	58	12	1	-
2017	—Angels (AZL)	2-2	4.64	18	0	0	10	0	2	21.1	16	14	11	1	2	14	0	30	2	1	.200
MINOR TOTALS	2-2	4.61	34	0	0	12	0	2	41	35	26	21	1	6	27	1	42	5	1	.233	

RHP

YOEL DE LEON

AGE: 20 **BORN:** Nov. 23, 1997 in Canoa, DR **RESIDES:** Canoa, DR **HT:** 6-2 **WT:** 200
BATS & THROWS: Left **ACQUIRED:** Signed as international free agent, Feb. 15, 2017
HIGH SCHOOL: — **COLLEGE:** —
SIGNED BY: Domingo Garcia (Angels)
FULL NAME: Yoel Anardo De Leon

Year	Club	W-L	ERA	G	GS	CG	GF	SHO	SV	IP	H	R	ER	HR	HB	BB	IBB	SO	WP	BK	BAA
2017	—Angels (DSL)	2-1	2.58	12	11	0	1	0	0	45.1	35	15	13	1	0	17	0	50	2	0	.213
	Angels (AZL)	0-2	4.66	3	1	0	0	0	0	9.2	10	6	5	1	1	2	0	6	2	0	.256
MINOR TOTALS	2-3	2.95	15	12	0	1	0	0	0	55	45	21	18	2	1	19	0	56	4	0	.222

LHP

SAMIL DE LOS SANTOS

AGE: 24 **BORN:** Jan. 8, 1994 in San Cristobal, DR **RESIDES:** San Cristobal, DR **HT:** 6-4 **WT:** 175
BATS & THROWS: Right **ACQUIRED:** Signed as a minor league free agent, Mar. 24, 2016
HIGH SCHOOL: — **COLLEGE:** —
SIGNED BY: Felix Francisco, Rafael Belen & Julio De La Cruz (Astros)
FULL NAME: Samil Alexander De Los Santos

Year	Club	W-L	ERA	G	GS	CG	GF	SHO	SV	IP	H	R	ER	HR	HB	BB	IBB	SO	WP	BK	BAA
2011	—Astros (DSL)	1-3	7.04	9	2	0	0	0	0	15.1	13	19	12	0	1	20	0	13	1	1	.245
2012	—Astros (DSL)	2-3	2.50	12	9	0	0	0	0	57.2	42	21	16	1	5	20	1	63	9	1	.197
2013	—Astros (GCL)	3-2	7.86	14	2	0	2	0	0	26.1	34	25	23	1	2	7	0	28	3	0	.312
2014	—Astros (GCL)	1-1	3.38	11	1	0	2	0	0	13.1	13	6	5	0	0	8	0	15	3	0	.255
	Greeneville	0-1	7.11	4	0	0	1	0	0	6.1	6	5	5	0	0	4	0	13	3	0	.240
2015	—Greeneville	1-3	3.72	16	0	0	11	0	4	19.1	13	9	8	4	1	9	1	25	13	1	.181
2016	—Orem	0-0	8.31	13	0	0	6	0	11	13	18	13	12	3	1	6	1	21	12	0	.316
	Burlington	0-0	10.80	3	0	0	1	0	0	3.1	7	6	4	1	0	3	0	4	1	1	.412
2017	—Burlington	0-0	0.00	8	0	0	6	0	2	14.1	5	0	0	0	0	3	0	18	0	0	.109
	Inland Empire	3-2	4.08	32	0	0	24	0	10	46.1	49	21	21	4	2	20	2	52	7	1	.272
MINOR TOTALS	11-15	4.43	122	14	0	53	0	17	215.1	200	125	106	13	11	96	4	253	43	4	.243	

RHP

FRANCISCO DEL VALLE

AGE: 19 **BORN:** Aug. 18, 1998 in Ponce, PR **RESIDES:** Ponce, PR **HT:** 6-1 **WT:** 185
BATS & THROWS: Left **ACQUIRED:** 14th round of 2016 First-Year Player Draft
HIGH SCHOOL: Puerto Rico Baseball Academy (PR) **COLLEGE:** —
SIGNED BY: Omar Rodriguez (Angels)
FULL NAME: Francisco Del Valle

Year	Club	AVG	G	AB	R	H	2B	3B	HR	RBI	SH	SF	HBP	BB	IBB	SO	SB	CS	GDP	SLG	OBP	E
2016	—Angels (AZL)	.250	9	32	4	8	2	0	0	3	1	0	1	1	0	6	0	0	0	.313	.294	1
2017	—Angels (AZL)	.206	31	102	12	21	2	1	2	15	0	2	0	10	0	20	2	0	0	.304	.272	1
MINOR TOTALS	.216	40	134	16	29	4	1	2	18	1	2	1	11	0	26	2	0	0	.306	.277	2	

OF

TRENT DEVEAUX

AGE: 17 **BORN:** May 4, 2000 in New Providence, Bahamas **RESIDES:** New Providence, Bahamas **HT:** 6-2 **WT:** 175
BATS & THROWS: Right **ACQUIRED:** Signed as international free agent, July 2, 2017
HIGH SCHOOL: — **COLLEGE:** —
SIGNED BY: Carlos Gomez (Angels)
FULL NAME: Trent Louron Deveaux

Year	Club	AVG	G	AB	R	H	2B	3B	HR	RBI	SH	SF	HBP	BB	IBB	SO	SB	CS	GDP	SLG	OBP	E
Will make professional debut in 2018.																						

OF

MINOR LEAGUE

ORGANIZATIONAL PLAYERS



LUIS DIAZ

OF

AGE: 18 BORN: Jan. 13, 2000 in La Victoria, VZ
 BATS: Left THROWS: Right

RESIDES: Los Teques, VZ HT: 6-1 WT: 175
 ACQUIRED: Signed an international free agent, July 3, 2016

HIGH SCHOOL: —

COLLEGE: —

FULL NAME: Luis Augusto Diaz

SIGNED BY: Carlos Ramirez and Marlon Urdaneta (Angels)

Year	Club	AVG	G	AB	R	H	2B	3B	HR	RBI	SH	SF	HBP	BB	IBB	SO	SB	CS	GDP	SLG	OBP	E
2017	—Angels (DSL)	.193	24	83	4	16	2	0	0	9	0	1	1	5	0	27	0	2	0	.217	.244	0

COLE DUENSING

RHP

AGE: 19 BORN: June 16, 1998 in Overland Park, KS

RESIDES: Overland Park, KS HT: 6-4 WT: 175

BATS: Left THROWS: Right

ACQUIRED: 6th round of 2016 MLB June Amateur Draft

HIGH SCHOOL: Blue Valley Northwest HS (KS)

COLLEGE: —

FULL NAME: Cole Duensing

SIGNED BY: Drew Chadd (Angels)

Year	Club	W-L	ERA	G	GS	CG	GF	SHO	SV	IP	H	R	ER	HR	HB	BB	IBB	SO	WP	BK	BAA
2016	—Angels (AZL)	2-0	1.38	8	4	0	0	0	0	13	13	3	2	0	1	5	0	11	1	0	.250
2017	—Angels (AZL)	0-1	3.12	4	1	0	0	0	0	8.2	8	3	3	1	1	8	0	3	1	0	.242
	Orem	3-5	10.74	9	9	0	0	0	0	32.2	42	39	39	9	7	17	1	22	5	0	.323
MINOR TOTALS		5-6	7.29	21	14	0	0	0	0	54.1	63	45	44	10	9	30	1	36	7	0	.293

EMMANUEL DURAN

RHP

AGE: 17 BORN: Oct. 9, 2000 in Zulia, Venezuela

RESIDES: Zulia, Venezuela HT: 6-1 WT: 165

BATS & THROWS: Right

ACQUIRED: Signed as international free agent, July 6, 2017

HIGH SCHOOL: —

COLLEGE: —

FULL NAME: Emmanuel Alejandro Duran

SIGNED BY: Marlon Urdaneta (Angels)

Year	Club	W-L	ERA	G	GS	CG	GF	SHO	SV	IP	H	R	ER	HR	HB	BB	IBB	SO	WP	BK	BAA
Will make professional debut in 2018.																					

GREYFER EREGUA

RHP

AGE: 24 BORN: Oct. 15, 1993 in San Carlos, Venezuela

RESIDES: San Carlos, Venezuela HT: 5-11 WT: 160

BATS & THROWS: Right

ACQUIRED: Signed as minor league free agent, Mar. 31, 2017

HIGH SCHOOL: —

COLLEGE: —

FULL NAME: Greyfer Jose Eregua

SIGNED BY: Jose Serra, Gian Guzman and Jose Estevez (Cubs)

Year	Club	W-L	ERA	G	GS	CG	GF	SHO	SV	IP	H	R	ER	HR	HB	BB	IBB	SO	WP	BK	BAA
2012	—Cubs 2 (DSL)	3-2	3.48	10	9	0	0	0	0	44	39	20	17	3	2	8	0	36	4	0	.247
2014	—Cubs (VSL)	2-1	1.45	11	6	0	0	0	0	43.1	34	9	7	1	3	3	0	42	3	1	.217
	Boise	1-0	6.23	7	0	0	0	0	0	13	11	9	9	4	0	5	0	13	1	0	.224
2015	—Eugene	0-3	2.47	17	0	0	5	0	2	43.2	31	15	12	0	1	14	0	45	4	0	.197
2016	—South Bend	3-4	3.77	34	0	0	14	0	3	74	68	35	31	6	7	13	1	67	4	2	.247
2017	—Burlington	0-0	3.00	3	0	0	2	0	0	9	8	3	3	1	0	0	0	9	2	0	.229
	Inland Empire	0-3	5.02	17	9	0	3	0	3	52	53	31	29	7	2	18	0	53	1	0	.265
MINOR TOTALS		9-13	3.48	99	24	0	24	0	8	279	244	122	108	22	15	61	1	265	19	3	.237

ANDERSSON ESPINAL

LHP

AGE: 18 BORN: Sept. 1, 1999 in Bonao, DR

RESIDES: Bonao, DR HT: 6-1 WT: 170

BATS & THROWS: Left

ACQUIRED: Signed as an international free agent, July 12, 2016

HIGH SCHOOL: —

COLLEGE: —

FULL NAME: Andersson Luis Espinal

SIGNED BY: Jochy Cabrera and Alredo Ulloa (Angels)

Year	Club	W-L	ERA	G	GS	CG	GF	SHO	SV	IP	H	R	ER	HR	HB	BB	IBB	SO	WP	BK	BAA
2017	—Angels (DSL)	0-2	9.92	9	0	0	1	0	0	16.1	29	21	18	2	3	11	0	11	5	0	.392

RICHARD FECTEAU

INF

AGE: 24 BORN: Mar. 17, 1994 in Newbury, MA

RESIDES: Newbury, MA HT: 5-10 WT: 190

BATS: Left THROWS: Right

ACQUIRED: 39th round of 2016 First-Year Player Draft

HIGH SCHOOL: Triton Regional (MA)

COLLEGE: Salem State College (MA)

FULL NAME: Richard Fecteau

SIGNED BY: Ryan Leahy (Angels)

Year	Club	AVG	G	AB	R	H	2B	3B	HR	RBI	SH	SF	HBP	BB	IBB	SO	SB	CS	GDP	SLG	OBP	E
2016	—Angels (AZL)	.188	34	112	14	21	6	2	0	9	2	0	1	21	1	20	2	3	3	.277	.321	12
2017	—Orem	.333	6	27	9	9	1	0	2	9	0	1	0	4	0	4	0	0	1	.593	.406	0
	Angels (AZL)	.286	4	14	0	4	0	0	0	0	0	1	2	0	6	0	0	1	.286	.412	3	
	Burlington	.315	58	222	29	70	11	2	8	44	1	3	5	15	2	31	2	2	5	.491	.367	8
MINOR TOTALS		.277	102	375	52	104	18	4	10	62	3	4	7	42	3	61	4	5	10	.427	.357	23

JOSE FERNANDEZ

INF

For information, see 2018 Angels Players Section.



ORGANIZATIONAL PLAYERS



CONNOR FITZSIMONS

AGE: 23 BORN: Aug. 29, 1994 in Jacksonville, NC

BATS & THROWS: Right

HIGH SCHOOL: Bristol Eastern HS (CT)

FULL NAME: Connor Michael Fitzsimons

RESIDES: Bristol, CT

HT: 5-10 WT: 190

ACQUIRED: Signed as non-drafted free agent, June 25, 2016

COLLEGE: Central Connecticut State University

SIGNED BY: Nick Gorneault (Angels)

Year	Club	AVG	G	AB	R	H	2B	3B	HR	RBI	SH	SF	HBP	BB	IBB	SO	SB	CS	GDP	SLG	OBP	E
2016	—Angels (AZL)	.103	11	29	1	3	1	0	0	1	0	0	1	2	0	7	0	0	1	.138	.188	3
2017	—Angels (AZL)	.243	33	107	15	26	4	3	1	9	0	1	6	9	1	36	1	0	1	.364	.333	4
MINOR TOTALS		.213	44	136	16	29	5	3	1	10	0	1	7	11	1	43	1	0	2	.316	.303	7

DAVID FLETCHER

For information, see 2018 Angels Players Section.

JEANS FLORES

AGE: 20 BORN: Mar. 20, 1998 in Villa de Cura, VZ

BATS & THROWS: Right

HIGH SCHOOL: —

FULL NAME: Jeans Carlos Flores

RESIDES: Villa de Cura, VZ

HT: 5-11 WT: 165

ACQUIRED: Signed as international free agent, July 4, 2014

COLLEGE: —

SIGNED BY: Carlos Ramirez and Lebi Ochoa (Angels)

Year	Club	AVG	G	AB	R	H	2B	3B	HR	RBI	SH	SF	HBP	BB	IBB	SO	SB	CS	GDP	SLG	OBP	E	
2015	—Angels (DSL)	.237	50	169	27	40	3	2	1	13	0	3	7	20	0	24	11	5	5	.296	.337	9	
2016	—	<i>INJURED — DID NOT PLAY</i>																					
2017	—	<i>INJURED — DID NOT PLAY</i>																					

JARED FOSTER

AGE: 25 BORN: Nov. 2, 1992 in Lake Charles, LA

BATS & THROWS: Right

HIGH SCHOOL: Barbe HS (LA)

FULL NAME: Jared Kent Foster

RESIDES: Lake Charles, LA

HT: 6-1 WT: 200

ACQUIRED: Fifth round of 2015 First-Year Player Draft

COLLEGE: Louisiana State University

SIGNED BY: J.T. Zink (Angels)

Year	Club	AVG	G	AB	R	H	2B	3B	HR	RBI	SH	SF	HBP	BB	IBB	SO	SB	CS	GDP	SLG	OBP	E
2015	—Orem	.259	57	232	36	60	11	1	6	38	0	2	1	16	0	42	13	5	7	.392	.307	7
2016	—Burlington	.266	69	267	26	71	20	2	5	33	0	4	1	20	0	48	3	8	5	.412	.315	2
	—Inland Empire	.294	40	160	23	47	7	2	4	23	3	4	4	4	0	33	6	2	0	.438	.320	3
2017	—Inland Empire	.275	33	138	15	38	7	1	4	18	0	0	2	9	1	29	4	2	4	.428	.329	1
	—Angels (AZL)	.111	3	9	2	1	0	0	0	2	0	1	0	1	0	1	1	0	0	.111	.182	0
MINOR TOTALS		.269	202	806	102	217	45	6	19	114	3	11	8	50	1	153	27	17	16	.411	.314	13

SANDRAC FRANCO

AGE: 17 BORN: June 4, 2000 in Chiriqui, Panama

BATS & THROWS: Right

HIGH SCHOOL: —

FULL NAME: Sandrac Daniel Franco

RESIDES: Chiriqui, Panama

HT: 6-0 WT: 155

ACQUIRED: Signed as international free agent, July 2, 2017

COLLEGE: —

SIGNED BY: Carlos Gomez (Angels)

Year	Club	W-L	ERA	G	GS	CG	GF	SHO	SV	IP	H	R	ER	HR	HB	BB	IBB	SO	WP	BK	BAA
Will make professional debut in 2018.																					

SAM FULLER

AGE: 19 BORN: Oct. 20, 1998 in Smyrna, GA

BATS & THROWS: Right

HIGH SCHOOL: Whitefield Academy (GA)

FULL NAME: Sam Adrian Fuller

RESIDES: Smyrna, GA

HT: 6-0 WT: 195

ACQUIRED: 14th round of 2017 First-Year Player Draft

COLLEGE: —

SIGNED BY: Todd Hogan (Angels)

Year	Club	W-L	ERA	G	GS	CG	GF	SHO	SV	IP	H	R	ER	HR	HB	BB	IBB	SO	WP	BK	BAA
2017	—Angels (AZL)	0-0	0.00	2	0	0	0	0	0	2	2	2	0	0	0	0	0	0	0	0	.250

JULIO GARCIA

AGE: 20 BORN: July 31, 1997 in Santo Domingo, DR

BATS & THROWS: Right

HIGH SCHOOL: —

FULL NAME: Julio Garcia

RESIDES: Santo Domingo, DR

HT: 6-0 WT: 175

ACQUIRED: Signed as international free agent, July 2, 2014

COLLEGE: —

SIGNED BY: Domingo Garcia and Alfredo Ulloa (Angels)

Year	Club	AVG	G	AB	R	H	2B	3B	HR	RBI	SH	SF	HBP	BB	IBB	SO	SB	CS	GDP	SLG	OBP	E
2014	—Angels (DSL)	.162	18	68	6	11	1	0	0	5	2	2	0	7	0	19	2	2	2	.176	.234	5
2015	—Angels (DSL)	.214	32	117	14	25	1	2	0	6	3	2	1	4	0	28	11	2	0	.256	.242	14
	—Angels (AZL)	.224	14	58	5	13	2	0	0	6	1	0	0	2	0	16	4	0	2	.259	.250	5
2016	—Angels (AZL)	.149	14	47	2	7	3	0	0	7	0	0	0	4	0	13	1	0	2	.213	.216	8
2017	—Angels (AZL)	.283	47	159	31	45	10	4	1	23	2	4	0	21	0	34	3	2	3	.415	.359	11
	—Orem	.329	16	70	13	23	9	0	0	11	2	1	1	3	0	19	0	1	2	.457	.360	3
MINOR TOTALS		.239	141	519	71	124	26	6	1	58	10	9	2	41	0	129	21	7	11	.318	.292	46

ORGANIZATIONAL PLAYERS



JOE GATTO

RHP

AGE: 22 **BORN:** June 14, 1995 in Hammonton, NJ
BATS & THROWS: Right
HIGH SCHOOL: St. Augustine College Preparatory School (NJ)
FULL NAME: Joe John Gatto

RESIDES: Hammonton, NJ **HT.:** 6-3 **WT.:** 220
ACQUIRED: Second round of 2014 First-Year Player Draft
COLLEGE: —
SIGNED BY: Nick Gorneault (Angels)

Year	Club	W-L	ERA	G	GS	CG	GF	SHO	SV	IP	H	R	ER	HR	HB	BB	IBB	SO	WP	BK	BAA
2014—Angels (ASL)		2-1	5.40	10	6	0	0	0	0	25	33	17	15	1	1	9	0	15	9	1	.320
	Orem	0-0	4.50	1	1	0	0	0	0	2	3	1	1	1	0	0	0	1	0	0	.375
2015—Orem		2-3	4.31	12	12	0	0	0	0	54.1	73	31	26	4	0	17	0	38	5	0	.340
2016—Burlington		3-8	7.03	15	15	0	0	0	0	64	88	62	50	5	0	33	0	54	16	0	.321
2017—Burlington		5-7	3.46	21	21	0	0	0	0	96.1	90	42	37	2	2	45	0	78	11	1	.247
	Inland Empire	3-2	3.34	6	6	0	0	0	0	32.1	31	17	12	1	1	14	0	23	1	2	.258
MINOR TOTALS		15-21	4.63	65	61	0	0	0	0	274	318	170	141	14	4	118	0	209	42	4	.293

ZACH GIBBONS

OF

AGE: 24 **BORN:** Oct. 14, 1993 in Scottsdale, AZ
BATS & THROWS: Right
HIGH SCHOOL: Saguaro HS (AZ)

RESIDES: Scottsdale, AZ **HT.:** 5-8 **WT.:** 186
ACQUIRED: 17th round of 2016 First-Year Player Draft
COLLEGE: University of Arizona

SIGNED BY: Chad Hermansen (Angels)

Year	Club	AVG	G	AB	R	H	2B	3B	HR	RBI	SH	SF	HBP	BB	IBB	SO	SB	CS	GDP	SLG	OBP	E
2016—Orem		.351	50	191	37	67	12	2	5	30	1	0	2	29	0	22	17	9	4	.513	.441	2
2017—Inland Empire		.339	27	115	20	39	6	3	1	10	0	1	0	12	0	15	5	0	3	.470	.398	1
	Mobile	.236	79	301	31	71	18	0	3	31	1	2	1	25	0	47	6	2	11	.326	.295	0
	Angels (AZL)	.000	1	1	0	0	0	0	0	0	0	0	0	0	0	0	0	0	0	.000	.000	0
MINOR TOTALS		.362	157	608	88	177	36	5	9	71	2	3	3	66	0	84	28	11	18	.411	.362	3

STARLIN GILL

INF

AGE: 18 **BORN:** Mar. 16, 2000 in San Rafael del Yuma, DR
BATS & THROWS: Right
HIGH SCHOOL: —

RESIDES: Higüey, DR **HT.:** 5-10 **WT.:** 150
ACQUIRED: Signed as international free agent, Aug. 25, 2017
COLLEGE: —

SIGNED BY: Domingo Garcia (Angels)

Year	Club	AVG	G	AB	R	H	2B	3B	HR	RBI	SH	SF	HBP	BB	IBB	SO	SB	CS	GDP	SLG	OBP	E
Will make professional debut in 2018.																						

CRISTIAN GOMEZ

OF

AGE: 21 **BORN:** Oct. 29, 1996 in Santo Domingo, DR
BATS: Left **THROWS:** Right
HIGH SCHOOL: —

RESIDES: Manoguayabo, DR **HT.:** 6-2 **WT.:** 190
ACQUIRED: Signed as international free agent, Aug. 25, 2015
COLLEGE: —

SIGNED BY: Frank Tejada and Alfredo Ulloa (Angels)

Year	Club	AVG	G	AB	R	H	2B	3B	HR	RBI	SH	SF	HBP	BB	IBB	SO	SB	CS	GDP	SLG	OBP	E
2016—Angels (DSL)		.200	61	215	13	43	10	4	1	27	0	1	6	14	1	36	4	7	5	.298	.267	3
2017—Angels (DSL)		.249	70	261	31	65	13	2	4	35	0	1	9	19	1	48	12	6	4	.360	.321	4
MINOR TOTALS		.227	131	476	44	108	23	6	5	62	0	2	15	33	2	84	16	13	9	.332	.297	7

VICTOR GOMEZ

RHP

AGE: 17 **BORN:** Oct. 19, 2000 in Monte Cristi, DR
BATS & THROWS: Right
HIGH SCHOOL: —

RESIDES: Monte Cristi, DR **HT.:** 5-11 **WT.:** 150
ACQUIRED: Signed as international free agent, July 3, 2017
COLLEGE: —

SIGNED BY: Jochy Cabrera (Angels)

Year	Club	W-L	ERA	G	GS	CG	GF	SHO	SV	IP	H	R	ER	HR	HB	BB	IBB	SO	WP	BK	BAA	
Will make professional debut in 2018.																						

WILSON GOMEZ

LHP

AGE: 16 **BORN:** Apr. 20, 2001 in Miranda, Venezuela
BATS & THROWS: Left
HIGH SCHOOL: —

RESIDES: Miranda, Venezuela **HT.:** 6-0 **WT.:** 165
ACQUIRED: Signed as international free agent, July 6, 2017
COLLEGE: —

SIGNED BY: Marlon Urdaneta (Angels)

Year	Club	W-L	ERA	G	GS	CG	GF	SHO	SV	IP	H	R	ER	HR	HB	BB	IBB	SO	WP	BK	BAA	
Will make professional debut in 2018.																						

JENRRY GONZALEZ

LHP

AGE: 16 **BORN:** June 7, 2001 in Merida, Venezuela
BATS & THROWS: Left
HIGH SCHOOL: —

RESIDES: Merida, Venezuela **HT.:** 5-10 **WT.:** 160
ACQUIRED: Signed as international free agent, July 6, 2017
COLLEGE: —

SIGNED BY: Marlon Urdaneta (Angels)

Year	Club	W-L	ERA	G	GS	CG	GF	SHO	SV	IP	H	R	ER	HR	HB	BB	IBB	SO	WP	BK	BAA	
Will make professional debut in 2018.																						



ORGANIZATIONAL PLAYERS



KEITH GRIESHABER

INF

AGE: 22 BORN: June 29, 1995 in Chesterfield, MO

RESIDES: Chesterfield, MO

HT.: 6-1 WT.: 168

BATS & THROWS: Right

ACQUIRED: 16th round of 2016 First-Year Player Draft

HIGH SCHOOL: Marquette Senior HS (MO)

COLLEGE: Jefferson College (MO)

FULL NAME: Keith Samuel Grieshaber

SIGNED BY: Joel Murrie (Angels)

Year	Club	AVG	G	AB	R	H	2B	3B	HR	RBI	SH	SF	HBP	BB	IBB	SO	SB	CS	GDP	SLG	OBP	E
2016	—Angels (AZL)	.356	17	73	9	26	5	0	0	11	0	0	1	6	0	10	5	1	1	.425	.413	4
	Orem	.295	37	132	15	39	7	3	0	17	2	6	5	6	0	27	7	3	5	.394	.336	8
2017	—Burlington	.274	36	135	22	37	13	0	2	9	0	0	10	13	0	22	12	6	3	.415	.380	10
	Inland Empire	.294	45	163	20	48	10	1	2	27	1	2	5	13	0	25	13	3	4	.405	.361	10
MINOR TOTALS		.298	135	503	66	150	35	4	4	64	3	8	21	38	0	84	37	13	15	.408	.367	32

SPENCER GRIFFIN

OF

AGE: 21 BORN: Oct. 24, 1996 in Richmond, TX

RESIDES: Richmond, TX

HT.: 6-1 WT.: 170

BATS & THROWS: Right

ACQUIRED: 16th round of 2017 First-Year Player Draft

HIGH SCHOOL: Travis HS (TX)

COLLEGE: Wharton County JC (TX)

FULL NAME: Spencer Randazzo Griffin

SIGNED BY: Rudy Vasquez (Angels)

Year	Club	AVG	G	AB	R	H	2B	3B	HR	RBI	SH	SF	HBP	BB	IBB	SO	SB	CS	GDP	SLG	OBP	E
2017	—Orem	.206	26	102	17	21	5	2	1	6	1	1	3	8	0	37	3	1	4	.324	.281	1

ZANE GURWITZ

OF

AGE: 23 BORN: Dec. 1, 1994 in San Antonio, TX

RESIDES: San Antonio, TX

HT.: 5-9 WT.: 185

BATS & THROWS: Right

ACQUIRED: 26th round of 2017 First-Year Player Draft

HIGH SCHOOL: Winston Churchill HS TX

COLLEGE: University of Texas at Austin

FULL NAME: Zane Harrison Gurwitz

SIGNED BY: Rudy Vasquez (Angels)

Year	Club	AVG	G	AB	R	H	2B	3B	HR	RBI	SH	SF	HBP	BB	IBB	SO	SB	CS	GDP	SLG	OBP	E
2017	—Angels (AZL)	.386	23	88	15	34	7	2	2	17	0	0	3	7	1	11	7	2	1	.580	.449	1
	Burlington	.192	8	26	2	5	0	0	0	1	0	0	1	0	0	5	0	1	0	.192	.222	1
MINOR TOTALS		.342	31	114	17	39	7	2	2	18	0	0	4	7	1	16	7	3	1	.491	.400	2

EMILKER GUZMAN

RHP

AGE: 19 BORN: Feb. 10, 1999 in Caracas, Venezuela

RESIDES: Caracas, Venezuela

HT.: 5-10 WT.: 160

BATS & THROWS: Right

ACQUIRED: Signed as international free agent, May 9, 2017

HIGH SCHOOL: —

COLLEGE: —

FULL NAME: Emilker Jose Guzman

SIGNED BY: Marlon Urdaneta (Angels)

Year	Club	W-L	ERA	G	GS	CG	GF	SHO	SV	IP	H	R	ER	HR	HB	BB	IBB	SO	WP	BK	BAA
2017	—Angels (DSL)	6-0	1.02	17	1	1	8	0	0	44	24	8	5	0	3	11	3	30	2	0	.162

MANUEL GUZMAN

INF

AGE: 23 BORN: Feb. 10, 1995 in Santo Domingo, DR

RESIDES: Santo Domingo, DR

HT.: 5-10 WT.: 175

BATS: Switch THROWS: Right

ACQUIRED: Signed as minor league free agent, Jan. 18, 2017

HIGH SCHOOL: —

COLLEGE: —

FULL NAME: Manuel Angel Guzman

SIGNED BY: Fred Guerrero (Twins)

Year	Club	AVG	G	AB	R	H	2B	3B	HR	RBI	SH	SF	HBP	BB	IBB	SO	SB	CS	GDP	SLG	OBP	E
2013	—Twins (DSL)	.291	44	151	29	44	4	3	1	16	5	2	3	24	0	19	14	11	1	.377	.394	10
2014	—Twins (GCL)	.283	47	145	26	41	5	2	0	13	4	0	2	22	0	19	18	8	5	.345	.385	7
2015	—Elizabethon	.275	50	178	27	49	6	1	1	14	3	0	1	28	0	34	19	4	1	.337	.377	12
2016	—Cedar Rapids	.182	30	88	14	16	1	0	0	3	0	1	0	14	0	12	4	3	1	.193	.291	3
	Twins (GCL)	.200	11	35	4	7	0	0	0	1	0	0	1	3	0	4	5	4	1	.200	.282	1
	Elizabethon	.333	5	18	1	6	1	0	0	1	0	0	2	0	2	0	0	0	0	.389	.400	3
2017	—Orem	.360	60	228	46	82	13	5	5	40	4	0	1	41	0	28	7	6	6	.526	.459	8
MINOR TOTALS		.291	247	843	147	245	30	11	7	88	16	3	8	134	0	118	67	36	15	.377	.392	44

KYLE HALBOHN

RHP

AGE: 25 BORN: Jan. 19, 1993 in Georgetown, SC

RESIDES: Pawleys Island, SC

HT.: 6-8 WT.: 230

BATS & THROWS: Right

ACQUIRED: Signed as minor league free agent, Mar. 22, 2017

HIGH SCHOOL: Plainedge HS (NY)

COLLEGE: Belmont Abbey College (NC)

FULL NAME: Kyle Halbohn

SIGNED BY: N/A (Yankees)

Year	Club	W-L	ERA	G	GS	CG	GF	SHO	SV	IP	H	R	ER	HR	HB	BB	IBB	SO	WP	BK	BAA
2016	—Yankees East (GCL)	0-3	3.54	13	0	0	4	0	0	20.1	22	15	8	1	1	3	0	18	4	1	.272
2017	—Burlington	1-1	5.83	20	0	0	5	0	1	29.1	31	19	19	0	1	15	0	36	5	0	.284
MINOR TOTALS		1-4	4.89	33	0	0	9	0	1	49.2	53	34	27	1	2	18	0	54	9	1	.279

ORGANIZATIONAL PLAYERS



BRETT HANEWICH

RHP

AGE: 23	BORN: Dec. 15, 1994 in Bradenton, FL	RESIDES: Bradenton, FL	HT.: 6-3	WT.: 200																	
BATS: Switch	THROWS: Right	ACQUIRED: Ninth round of 2017 First-Year Player Draft																			
HIGH SCHOOL: IMG Academy (FL)		COLLEGE: Stanford University																			
FULL NAME: Brett Hanewich		SIGNED BY: Brian Tripp (Angels)																			
Year	Club	W-L	ERA	G	GS	CG	GF	SHO	SV	IP	H	R	ER	HR	HB	BB	IBB	SO	WP	BK	BAA
2017—	Orem	2-1	7.18	18	0	0	10	0	0	26.1	31	21	21	2	1	18	0	30	9	0	.290

MANUEL HERAZO

C

AGE: 23	BORN: Mar. 17, 1995, in Barranquilla, Colombia	RESIDES: Barranquilla, Colombia	HT.: 5-10	WT.: 175																		
BATS: Switch	THROWS: Right	ACQUIRED: Signed as minor league free agent, Feb. 28, 2017																				
HIGH SCHOOL: —		COLLEGE: —																				
FULL NAME: Manuel de Jesus Herazo		SIGNED BY: Ismael Cruz and Sandy Rosario (Blue Jays)																				
Year	Club	AVG	G	AB	R	H	2B	3B	HR	RBI	SH	SF	HBP	BB	IBB	SO	SB	CS	GDP	SLG	OBP	E
2014—	Blue Jays (DSL)	.250	28	92	15	23	3	0	0	17	0	4	7	6	0	30	4	1	0	.283	.330	8
2015—	Blue Jays (DSL)	.282	48	149	26	42	7	0	0	15	3	0	9	23	0	32	6	6	2	.329	.409	8
2016—	Blue Jays (GCL)	.257	38	70	7	18	3	0	1	10	1	1	3	2	0	17	0	0	1	.343	.303	3
2017—	Angels (AZL)	.292	11	24	3	7	0	0	1	2	0	0	1	4	0	10	1	0	1	.417	.414	0
MINOR TOTALS		.269	125	335	51	90	13	0	2	44	4	5	20	35	0	89	11	7	4	.325	.367	19

TRAVIS HERRIN

RHP

AGE: 22	BORN: Apr. 29, 1995 in Lebanon, IN	RESIDES: Lebanon, IN	HT.: 6-2	WT.: 220																	
BATS & THROWS: Right	HIGH SCHOOL: Lebanon HS (IN)	ACQUIRED: 18th round of 2015 First-Year Player Draft, June 13, 2015																			
FULL NAME: Travis Gene Herrin		COLLEGE: Wabash Valley College (IL)																			
		SIGNED BY: Joel Murrie (Angels)																			
Year	Club	W-L	ERA	G	GS	CG	GF	SHO	SV	IP	H	R	ER	HR	HB	BB	IBB	SO	WP	BK	BAA
2015—	Orem	1-1	11.57	9	0	0	3	0	0	9.1	16	12	12	5	0	5	0	8	3	0	.364
	Angels (AZL)	1-1	3.93	9	1	0	2	0	0	18.1	20	10	8	1	0	4	0	12	3	2	.278
2016—	Orem	3-4	5.67	14	14	0	0	0	0	60.1	82	40	38	6	1	15	0	50	3	1	.329
2017—	Burlington	2-4	3.61	10	6	0	2	0	2	42.1	41	18	17	6	4	11	0	51	6	0	.252
MINOR TOTALS		7-10	5.18	42	21	0	7	0	2	130.1	159	80	75	18	5	35	0	121	15	3	.301

MAX HERRMANN

RHP

AGE: 24	BORN: July 17, 1993 in Rutherford, NJ	RESIDES: Rutherford, NJ	HT.: 6-3	WT.: 210																	
BATS & THROWS: Left	HIGH SCHOOL: Montclair Kimberley Academy (NJ)	ACQUIRED: Signed as non-drafted free agent, July 18, 2017																			
FULL NAME: Max Joseph Herrmann		COLLEGE: Rutgers University (NJ)																			
		SIGNED BY: Ryan Leahy (Angels)																			
Year	Club	W-L	ERA	G	GS	CG	GF	SHO	SV	IP	H	R	ER	HR	HB	BB	IBB	SO	WP	BK	BAA
2017—	Angels (AZL)	2-1	5.06	10	0	0	5	0	1	16	17	10	9	1	4	12	1	17	3	0	.283

ADAM HOFACKET

RHP

For information, see 2018 Angels Players Section.

ZACH HOUCINS

INF

AGE: 25	BORN: Sept. 16, 1992 in Wilson, NC	RESIDES: Wilson, NC	HT.: 6-2	WT.: 210																		
BATS & THROWS: Right	HIGH SCHOOL: James B. Hunt HS (NC)	ACQUIRED: 13th round of 2014 First-Year Player Draft																				
FULL NAME: Zachary Michael Houcins		COLLEGE: East Carolina University (NC)																				
		SIGNED BY: Dan Ratcliff (Angels)																				
Year	Club	AVG	G	AB	R	H	2B	3B	HR	RBI	SH	SF	HBP	BB	IBB	SO	SB	CS	GDP	SLG	OBP	E
2014—	Orem	.388	36	139	39	54	13	1	6	39	0	2	13	0	15	1	0	1	.626	.442	12	
	Burlington	.200	28	110	8	22	6	0	0	10	0	1	2	7	0	26	3	0	2	.255	.258	4
2015—	Burlington	.253	131	494	69	125	27	2	14	66	0	6	7	39	0	67	0	0	16	.401	.313	15
2016—	Inland Empire	.262	134	511	69	134	24	2	18	84	0	5	4	35	0	94	2	0	10	.423	.312	15
2017—	Mobile	.251	125	474	46	119	28	4	14	77	1	4	2	37	2	82	7	8	14	.416	.306	12
	Salt Lake	.500	4	14	5	7	1	3	0	2	0	0	1	2	0	2	0	0	1	1.000	.588	0
MINOR TOTALS		.265	458	1742	236	461	99	12	52	278	1	18	18	133	2	286	13	8	44	.425	.320	58

DUSTIN HUNT

RHP

AGE: 23	BORN: Aug. 2, 1994 in Andover, MA	RESIDES: Andover, MA	HT.: 6-5	WT.: 195																	
BATS & THROWS: Right	HIGH SCHOOL: St. John's Preparatory School (MA)	ACQUIRED: Signed as minor league free agent, Jan. 10, 2018																			
FULL NAME: Dustin Douglas Hunt		COLLEGE: Northeastern University (MA)																			
		SIGNED BY: Zach Clark (Astros)																			
Year	Club	W-L	ERA	G	GS	CG	GF	SHO	SV	IP	H	R	ER	HR	HB	BB	IBB	SO	WP	BK	BAA
2016—	Tri-City	1-1	4.11	13	5	0	1	0	1	35	36	19	16	2	2	23	0	29	2	0	.261
2017—	Quad Cities	0-7	5.91	25	8	0	4	0	0	70	75	48	46	10	8	50	1	82	3	0	.276
MINOR TOTALS		1-8	5.31	38	13	0	5	0	1	105	111	67	62	12	10	73	1	111	5	0	.271



ORGANIZATIONAL PLAYERS



TORII HUNTER JR.

OF**AGE:** 22 **BORN:** June 7, 1995 in Prosper, TX**RESIDES:** Prosper, TX**HT.:** 6-2 **WT.:** 180**BATS & THROWS:** Right**ACQUIRED:** 23rd round of 2016 First-Year Player Draft**HIGH SCHOOL:** Prosper HS (TX)**COLLEGE:** University of Notre Dame**FULL NAME:** Torii Kedar Hunter**SIGNED BY:** Jared Barnes (Angels)

Year	Club	AVG	G	AB	R	H	2B	3B	HR	RBI	SH	SF	HBP	BB	IBB	SO	SB	CS	GDP	SLG	OBP	E
2017	Orem	.352	52	213	48	75	10	3	1	28	4	0	7	23	1	44	13	2	4	.441	.432	3

SEAN ISAAC

RHP**AGE:** 25 **BORN:** Dec. 17, 1992 in Torrance, CA**RESIDES:** Redondo Beach, CA**HT.:** 6-4 **WT.:** 225**BATS & THROWS:** Right**ACQUIRED:** 35th round of 2016 First-Year Player Draft**HIGH SCHOOL:** Mira Costa HS (CA)**COLLEGE:** Vanguard University (CA)**FULL NAME:** Sean Isaac**SIGNED BY:** Ben Diggins (Angels)

Year	Club	W-L	ERA	G	GS	CG	GF	SHO	SV	IP	H	R	ER	HR	HB	BB	IBB	SO	WP	BK	BAA
2016	Angels (AZL)	4-0	4.56	13	0	0	1	0	0	23.2	22	13	12	0	0	10	0	30	3	0	.247
	Orem	0-1	6.75	3	0	0	2	0	0	4	5	3	3	2	1	2	0	5	0	0	.333
2017	Inland Empire	1-0	5.02	18	1	0	4	0	1	37.2	33	23	21	3	0	18	1	52	6	0	.234
	Salt Lake	0-0	1.69	3	0	0	1	0	0	5.1	4	1	1	1	0	5	0	5	0	0	.211
	Burlington	0-0	0.81	11	0	0	8	0	3	22.1	14	4	2	0	0	9	0	33	5	0	.187
MINOR TOTALS		5-1	3.77	48	1	0	16	0	4	93	78	44	39	6	1	44	1	125	14	0	.230

DEREK JENKINS

OF**AGE:** 24 **BORN:** Feb. 4, 1994 in Naperville, IL**RESIDES:** Annandale, NJ**HT.:** 5-8 **WT.:** 155**BATS & THROWS:** Right**ACQUIRED:** 26th round of 2016 First-Year Player Draft**HIGH SCHOOL:** North Hunterdon HS (NJ)**COLLEGE:** Seton Hall University**FULL NAME:** Derek Jenkins**SIGNED BY:** Ryan Leahy (Angels)

Year	Club	AVG	G	AB	R	H	2B	3B	HR	RBI	SH	SF	HBP	BB	IBB	SO	SB	CS	GDP	SLG	OBP	E
2016	Angels (AZL)	.265	33	113	13	30	1	0	0	14	2	1	1	10	0	18	14	5	2	.274	.328	3
2017	Burlington	.288	52	184	15	53	3	1	0	11	4	0	3	17	0	43	13	4	2	.315	.358	1
	Inland Empire	.200	18	65	4	13	2	0	0	3	0	1	0	2	0	15	4	0	2	.231	.221	1
	Mobile	.182	3	11	1	2	0	0	0	0	0	0	0	1	0	6	1	1	0	.182	.250	0
MINOR TOTALS		.263	106	373	33	98	6	1	0	28	6	2	4	30	0	82	32	10	6	.284	.323	5

SHERMAN JOHNSON

INF**AGE:** 27 **BORN:** July 15, 1990 in Tampa, FL**RESIDES:** Tampa, FL**HT.:** 5-10 **WT.:** 190**BATS:** Left **THROWS:** Right**ACQUIRED:** 14th round of 2012 First-Year Player Draft**HIGH SCHOOL:** Braulio Alonso HS (FL)**COLLEGE:** Florida State University**FULL NAME:** Sherman Lee Johnson**SIGNED BY:** Tom Kotchman (Angels)

Year	Club	AVG	G	AB	R	H	2B	3B	HR	RBI	SH	SF	HBP	BB	IBB	SO	SB	CS	GDP	SLG	OBP	E
2012	Orem	.269	54	182	38	49	12	2	3	20	6	1	2	49	0	40	8	1	5	.407	.427	8
2013	Burlington	.261	105	398	74	104	20	6	4	32	4	4	6	66	0	87	14	4	4	.372	.371	15
	Inland Empire	.308	6	26	3	8	3	1	0	2	1	1	0	3	0	5	0	0	0	.500	.367	0
2014	Inland Empire	.276	136	529	107	146	23	13	17	78	4	3	5	88	1	104	26	12	4	.382	.465	5
2015	Arkansas	.204	135	490	75	100	29	2	7	53	3	7	2	89	2	102	20	3	2	.325	.314	15
2016	Arkansas	.369	19	65	18	24	4	2	4	9	1	0	0	14	0	13	2	1	0	.677	.481	3
	Salt Lake	.226	108	394	54	89	17	3	8	45	3	5	5	60	0	85	16	3	4	.345	.332	9
2017	Salt Lake	.244	88	287	48	70	15	3	3	39	4	0	2	48	0	66	12	4	6	.348	.356	4
	Mobile	.296	32	108	14	32	6	0	2	18	1	0	2	15	1	22	2	1	2	.407	.392	1
MINOR TOTALS		.251	683	2479	431	622	129	32	48	296	27	21	24	432	4	524	100	29	27	.387	.365	60

JAHMAI JONES

OF

For information, see 2018 Angels Players Section.

CONNOR JUSTUS

OF**AGE:** 23 **BORN:** Nov. 2, 1994 in Cartersville, GA**RESIDES:** Cartersville, GA**HT.:** 6-0 **WT.:** 190**BATS & THROWS:** Right**ACQUIRED:** Fifth round of 2016 First-Year Player Draft**HIGH SCHOOL:** Cartersville HS (GA)**COLLEGE:** Georgia Institute of Technology**FULL NAME:** Connor David Justus**SIGNED BY:** Todd Hogan (Angels)

Year	Club	AVG	G	AB	R	H	2B	3B	HR	RBI	SH	SF	HBP	BB	IBB	SO	SB	CS	GDP	SLG	OBP	E
2016	Orem	.344	26	93	19	32	6	1	0	23	0	0	3	18	1	19	0	2	1	.430	.465	4
	Burlington	.230	42	139	19	32	3	1	2	9	2	1	11	14	0	34	1	2	1	.309	.345	9
2017	Inland Empire	.202	116	411	52	83	19	3	5	34	5	3	11	61	0	110	15	6	9	.299	.319	20
MINOR TOTALS		.229	184	643	90	147	28	5	7	66	7	4	25	93	1	163	16	10	11	.320	.346	33

MINOR LEAGUE

ORGANIZATIONAL PLAYERS



ARTEMIS KADKHODAIAIN

INF

AGE: 23 BORN: Nov. 21, 1994 in Fayetteville, GA

RESIDES: Fayetteville, GA

HT.: 5-10 WT.: 175

BATS & THROWS: Right

ACQUIRED: Signed as non-drafted free agent, June 30, 2017

HIGH SCHOOL: Starr's Mill HS (GA)

COLLEGE: University of West Georgia

FULL NAME: Artemis Dean Kadkhodaian

SIGNED BY: Chris McAlpin (Angels)

Year	Club	AVG	G	AB	R	H	2B	3B	HR	RBI	SH	SF	HBP	BB	IBB	SO	SB	CS	GDP	SLG	OBP	E
2017	—Angels (AZL)	.222	5	18	4	4	2	1	0	4	1	0	0	1	0	5	1	0	0	.444	.263	1
	Burlington	.228	44	158	17	36	5	0	3	14	0	2	5	14	0	37	8	1	5	.316	.307	7
MINOR TOTALS		.227	49	176	21	40	7	1	3	18	1	2	5	15	0	42	9	1	5	.330	.303	8

MIKE KAELIN

RHP

AGE: 24 BORN: Mar. 30, 1994 in Amherst, NY

RESIDES: Cheekpowaga, NY

HT.: 5-9 WT.: 185

BATS & THROWS: Right

ACQUIRED: 15th round of 2016 First-Year Player Draft

HIGH SCHOOL: Cheektowaga HS (NY)

COLLEGE: SUNY Buffalo (NY)

FULL NAME: Mike Kaelin

SIGNED BY: Ryan Leahy (Angels)

Year	Club	W-L	ERA	G	GS	CG	GF	SHO	SV	IP	H	R	ER	HR	HB	BB	IBB	SO	WP	BK	BAA
2016	—Orem	0-0	4.50	3	0	0	0	0	0	4	4	2	2	0	0	0	0	3	0	0	.235
	Burlington	1-1	2.16	18	0	0	4	0	0	33.1	39	11	8	1	0	8	1	25	0	0	.291
2017	—Burlington	3-1	4.33	19	1	0	6	0	2	35.1	30	19	17	2	2	12	0	37	0	0	.234
	Inland Empire	1-1	4.76	20	0	0	6	0	2	34	36	19	18	3	0	15	0	36	7	1	.277
MINOR TOTALS		5-3	3.80	60	1	0	16	0	4	106.2	109	51	45	6	2	35	1	101	7	1	.267

ALEX KLONOWSKI

RHP

AGE: 25 BORN: Apr. 1, 1992 in Kansas City, MO

RESIDES: Kearney, MO

HT.: 6-4 WT.: 195

BATS & THROWS: Right

ACQUIRED: 29th round of 2014 First-Year Player Draft

HIGH SCHOOL: Kearney HS (MO)

COLLEGE: Northern Illinois University

FULL NAME: Alex Michael Klonowski

SIGNED BY: Jared Barnes (Angels)

Year	Club	W-L	ERA	G	GS	CG	GF	SHO	SV	IP	H	R	ER	HR	HB	BB	IBB	SO	WP	BK	BAA
2014	—Orem	1-2	6.00	14	2	0	4	0	1	27	31	19	18	0	4	11	0	26	1	0	.290
2015	—Burlington	2-5	3.98	31	1	0	10	0	0	63.1	59	36	28	6	0	23	2	78	10	0	.251
2016	—Inland Empire	8-11	5.57	23	22	0	1	0	0	127.2	127	82	79	15	14	38	0	106	6	0	.259
	Arkansas	1-3	5.31	5	5	0	0	0	0	20.1	26	12	12	0	2	8	0	14	0	0	.321
2017	—Mobile	5-8	4.17	20	17	0	2	0	2	103.2	102	52	48	15	6	25	1	73	4	0	.255
	Salt Lake	1-1	5.26	5	4	0	0	0	0	25.2	31	15	15	3	0	5	0	17	2	1	.301
MINOR TOTALS		18-30	4.90	98	51	0	17	0	3	367.2	376	216	200	39	26	110	3	314	23	1	.266

D'SHAWN KNOWLES

OF

AGE: 17 BORN: Jan. 16, 2001 in New Providence, Bahamas

RESIDES: New Providence, Bahamas

HT.: 6-0 WT.: 165

BATS: Switch THROWS: Right

ACQUIRED: Signed as international free agent, July 2, 2017

HIGH SCHOOL: —

COLLEGE: —

FULL NAME: D' Shawn Bertram Knowles

SIGNED BY: Carlos Gomez (Angels)

Year	Club	AVG	G	AB	R	H	2B	3B	HR	RBI	SH	SF	HBP	BB	IBB	SO	SB	CS	GDP	SLG	OBP	E
Will make professional debut in 2018.																						

JACK KRUGER

C

For information, see 2018 Angels Players Section.

DUSTIN KRZEMINSKI

RHP

AGE: 21 BORN: Sept. 30, 1996 in Atlanta, GA

RESIDES: Roswell, GA

HT.: 6-2 WT.: 210

BATS & THROWS: Right

ACQUIRED: Signed as non-drafted free agent, June 21, 2017

HIGH SCHOOL: Roswell HS (GA)

COLLEGE: Gulf Coast State College (FL)

FULL NAME: Austin Michael Krzeminski

SIGNED BY: Brandon McArthur (Angels)

Year	Club	W-L	ERA	G	GS	CG	GF	SHO	SV	IP	H	R	ER	HR	HB	BB	IBB	SO	WP	BK	BAA
2017	—Angels (AZL)	1-2	1.78	16	0	0	10	0	3	30.1	28	10	6	0	3	3	1	26	3	0	.250

JOHN LAMB

LHP

For information, see 2018 Angels Players Section.

MINOR LEAGUE



ORGANIZATIONAL PLAYERS



WINSTON LAVENDIER

LHP**AGE:** 25 **BORN:** Aug. 7, 1992 in San Valley, CA**RESIDES:** Lancaster, CA **HT:** 6-2 **WT:** 225**BATS & THROWS:** Left**ACQUIRED:** 33rd round of 2015 First-Year Player Draft**HIGH SCHOOL:** Eastside HS (CA)**COLLEGE:** Cal State University Dominguez Hills**FULL NAME:** Winston Blake Lavendier**SIGNED BY:** Ben Diggins (Angels)

Year	Club	W-L	ERA	G	GS	CG	GF	SHO	SV	IP	H	R	ER	HR	HB	BB	IBB	SO	WP	BK	BAA
2015—Angels (AZL)	2-1	1.65	17	0	0	11	0	2	27.1	19	12	5	0	0	4	0	27	3	0	.190	
2015—Orem	1-0	5.06	3	0	0	0	0	0	5.1	6	3	3	1	0	1	0	3	0	0	.300	
2016—Burlington	1-2	3.16	24	0	0	12	0	0	42.2	46	21	15	2	4	14	0	45	4	0	.275	
Inland Empire	1-2	4.15	21	0	0	9	0	2	26	21	12	12	4	0	15	1	26	1	0	.221	
2017—Inland Empire	4-2	6.16	39	0	0	16	0	0	57	63	39	39	7	1	29	0	60	7	0	.281	
MINOR TOTALS	9-7	4.21	104	0	0	48	0	4	158.1	155	87	74	14	5	63	1	161	15	0	.256	

JESUS LEON

LHP**AGE:** 17 **BORN:** Feb. 6, 2001 in Barinas, Venezuela**RESIDES:** Barinas, Venezuela **HT:** 5-10 **WT:** 160**BATS & THROWS:** Left**ACQUIRED:** Signed as international free agent, July 6, 2017**HIGH SCHOOL:** —**COLLEGE:** —**FULL NAME:** Jesus Alberto Leon**SIGNED BY:** Marlon Urdaneta (Angels)

Year	Club	W-L	ERA	G	GS	CG	GF	SHO	SV	IP	H	R	ER	HR	HB	BB	IBB	SO	WP	BK	BAA
------	------	-----	-----	---	----	----	----	-----	----	----	---	---	----	----	----	----	-----	----	----	----	-----

Will make professional debut in 2018.

JULIAN LEON

C**AGE:** 22 **BORN:** Jan. 24, 1996 in Hermosillo, Mexico**RESIDES:** Hermosillo, Mexico **HT:** 5-11 **WT:** 200**BATS & THROWS:** Right**ACQUIRED:** From Dodgers for RHP Zach Hartman, Mar. 30, 2017**HIGH SCHOOL:** —**COLLEGE:** —**FULL NAME:** Julian Francisco (Camacho) Leon**SIGNED BY:** Mike Brito (Dodgers)

Year	Club	W-L	ERA	G	AB	R	H	2B	3B	HR	RBI	SH	SF	HBP	BB	IBB	SO	SB	CS	GDP	SLG	OBP	E
2013—Dodgers (AZL)	.247	26	81	12	20	3	1	3	19	0	3	7	0	21	0	1	5	.420	.319	4			
2014—Ogden	.332	63	223	39	74	14	1	12	57	0	4	6	31	0	53	1	1	3	.565	.420	4		
2015—Great Lakes	.201	83	309	30	62	15	0	5	26	1	0	7	22	0	107	0	1	8	.298	.269	6		
2016—R. Cucamonga	.223	61	220	28	49	12	0	8	27	0	1	3	13	0	87	0	1	4	.386	.274	11		
2017—Inland Empire	.196	14	46	6	9	1	0	1	3	0	1	0	6	0	18	0	0	1	.283	.283	1		
Burlington	.304	44	161	21	49	14	0	5	23	0	1	5	17	0	41	0	0	4	.484	.386	9		
MINOR TOTALS	.253	291	1040	136	263	59	2	34	155	1	10	24	96	0	327	1	4	25	.412	.327	35		

CONNOR LILLIS-WHITE

LHP**AGE:** 25 **BORN:** July 22, 1992 in Toronto, ON**RESIDES:** Toronto, ON **HT:** 6-4 **WT:** 220**BATS & THROWS:** Left**ACQUIRED:** 32nd round of 2015 First-Year Player Draft**HIGH SCHOOL:** Oakwood Collegiate Institute (ON)**COLLEGE:** University of British Columbia**FULL NAME:** Ian Connor Lillis-White**SIGNED BY:** Jason Ellison (Angels)

Year	Club	W-L	ERA	G	GS	CG	GF	SHO	SV	IP	H	R	ER	HR	HB	BB	IBB	SO	WP	BK	BAA
2015—Angels (AZL)	0-1	2.93	8	0	0	1	0	0	0	15.1	14	7	5	0	0	4	0	18	3	0	.233
2016—Angels (AZL)	0-0	1.93	8	0	0	2	0	0	0	18.2	19	6	4	0	1	4	0	28	2	0	.250
Orem	0-0	2.08	3	0	0	0	0	0	0	8.2	7	3	2	0	0	1	0	12	1	0	.206
Burlington	1-0	3.00	6	0	0	1	0	0	0	9	7	3	3	1	0	6	0	15	0	0	.226
2017—Inland Empire	2-0	3.63	13	0	0	5	0	0	0	22.1	16	9	9	3	0	5	0	27	1	0	.205
Mobile	3-4	4.03	26	1	0	10	0	2	44.2	26	21	20	4	2	32	1	54	10	0	.167	
MINOR TOTALS	6-5	3.26	64	1	0	19	0	2	118.2	89	49	43	8	3	52	1	154	17	0	.205	

LUKE LIND

RHP**AGE:** 23 **BORN:** Jan. 26, 1995 in Eden Prairie, MN**RESIDES:** Eden Prairie, MN **HT:** 6-6 **WT:** 225**BATS:** Left **THROWS:** Right**ACQUIRED:** Signed as non-drafted free agent, June 21, 2017**HIGH SCHOOL:** Eden Prairie HS (MN)**COLLEGE:** North Dakota State University**FULL NAME:** Luke Allan Lind**SIGNED BY:** Drew Dominguez (Angels)

Year	Club	W-L	ERA	G	GS	CG	GF	SHO	SV	IP	H	R	ER	HR	HB	BB	IBB	SO	WP	BK	BAA
2017—Angels (AZL)	0-2	1.98	9	0	0	5	0	1	13.2	11	4	3	1	0	0	0	23	0	0	.224	
Orem	1-0	8.88	9	0	0	1	0	0	0	24.1	30	24	24	6	2	15	0	39	0	0	.297
MINOR TOTALS	1-2	6.39	18	0	0	6	0	1	38	41	28	27	7	2	15	0	62	0	0	.273	

RYMER LIRIANO

OF

For information, see 2018 Angels Players Section.

ORGANIZATIONAL PLAYERS



JEAN CARLOS LUCAS

RHP

AGE: 17 **BORN:** Dec. 2, 2000 in San Cristobal, DR **RESIDES:** San Cristobal, DR **HT:** 6-3 **WT:** 175
BATS & THROWS: Right **ACQUIRED:** Signed as international free agent, July 2, 2017
HIGH SCHOOL: — **COLLEGE:** —
FULL NAME: Jean Carlos Lucas **SIGNED BY:** Francisco Tejada (Angels)
Year Club W-L ERA G GS CG GF SHO SV IP H R ER HR HB BB IBB SO WP BK BAA
 Will make professional debut in 2018.

BRENNON LUND

OF

AGE: 23 **BORN:** Nov. 27, 1994 in Salt Lake City, UT **RESIDES:** South Jordan, UT **HT:** 5-10 **WT:** 185
BATS: Left **THROWS:** Right **ACQUIRED:** 11th round of 2016 First-Year Player Draft
HIGH SCHOOL: Bingham HS (UT) **COLLEGE:** Brigham Young University
FULL NAME: Brennon Reed Lund **SIGNED BY:** Chad Hermansen (Angels)
Year Club AVG G AB R H 2B 3B HR RBI SH SF HBP BB IBB SO SB CS GDP SLG OBP E
 2016—Orem .397 18 73 15 29 3 0 2 11 2 0 2 7 0 11 7 2 0 .521 .463 1
 Burlington .271 45 181 19 49 9 2 1 19 4 2 1 12 0 33 8 1 4 .359 .316 1
 2017—Burlington .306 46 173 25 53 7 4 2 18 1 0 3 24 1 26 14 3 3 .425 .400 2
 Inland Empire .321 46 196 26 63 11 0 3 23 0 1 5 16 0 41 5 4 3 .423 .385 4
 Mobile .287 29 122 17 35 3 0 1 6 0 2 2 3 0 33 1 2 0 .336 .310 1
MINOR TOTALS .307 184 745 102 229 33 6 9 77 7 5 13 62 1 144 35 12 10 .404 .368 9

DAVID MACKINNON

INF

AGE: 23 **BORN:** Dec. 15, 1994 in Easton, MA **RESIDES:** Easton, MA **HT:** 6-2 **WT:** 200
BATS & THROWS: Right **ACQUIRED:** 32nd round of 2017 First-Year Player Draft
HIGH SCHOOL: Oliver Ames HS (MA) **COLLEGE:** University of Hartford
FULL NAME: David Christopher MacKinnon **SIGNED BY:** Ryan Leahy (Angels)
Year Club AVG G AB R H 2B 3B HR RBI SH SF HBP BB IBB SO SB CS GDP SLG OBP E
 2017—Orem .398 33 113 29 45 7 2 2 27 0 4 6 25 0 11 1 0 2 .549 .514 3
 Angels (AZL) .286 2 7 0 2 0 0 0 0 0 0 0 0 0 2 0 0 0 .286 .286 0
MINOR TOTALS .392 35 120 29 47 7 2 2 27 0 4 6 25 0 13 1 0 2 .533 .503 3

LUIS MADERO

RHP

AGE: 20 **BORN:** Apr. 15, 1997 in Maracay, Venezuela **RESIDES:** Maracay, Venezuela **HT:** 6-3 **WT:** 175
BATS & THROWS: Right **ACQUIRED:** From Arizona for RHP David Hernandez, July 31, 2017
HIGH SCHOOL: — **COLLEGE:** —
FULL NAME: Luis Alejandro (Sanabria) Madero **SIGNED BY:** Marlon Urdaneta and Andres Garcia (Diamondbacks)
Year Club W-L ERA G GS CG GF SHO SV IP H R ER HR HB BB IBB SO WP BK BAA
 2014—D-backs (DSL) 6-4 2.70 13 13 0 0 0 0 66.2 46 21 20 0 13 22 0 76 8 0 .192
 2015—D-backs (AZL) 5-5 2.30 13 2 0 0 0 0 54.2 40 21 14 0 1 14 0 46 5 2 .204
 2016—Missoula 0-2 11.07 5 5 0 0 0 0 20.1 32 26 25 3 5 15 0 9 4 0 .364
 D-backs (AZL) 3-2 3.61 9 6 0 0 0 0 42.1 46 19 17 2 2 15 0 34 5 1 .275
 2017—Missoula 3-1 3.99 5 5 0 0 0 0 29.1 29 16 13 3 3 6 0 28 1 0 .261
 Hillsboro 1-1 8.24 4 4 0 0 0 0 19.2 28 22 18 2 3 5 0 17 0 0 .337
 Burlington 1-2 7.76 6 6 0 0 0 0 26.2 42 24 23 3 0 9 0 18 2 2 .362
MINOR TOTALS 19-17 4.51 55 41 0 0 0 0 259.2 263 149 130 13 27 86 0 228 25 5 .263

GREG MAHLE

LHP

AGE: 24 **BORN:** Apr. 17, 1993 in Westminster, CA **RESIDES:** Westminster, CA **HT:** 6-2 **WT:** 210
BATS & THROWS: Left **ACQUIRED:** 15th round of 2014 First-Year Player Draft
HIGH SCHOOL: Westminster HS (CA) **COLLEGE:** University of California, Santa Barbara
FULL NAME: Gregory Norman Mahle **SIGNED BY:** Dan Cox (Angels)
Year Club W-L ERA G GS CG GF SHO SV IP H R ER HR HB BB IBB SO WP BK BAA
 2014—Orem 1-1 0.00 5 0 0 5 0 1 8.0 5 5 0 0 1 3 0 11 2 0 .172
 Burlington 0-1 3.38 18 0 0 5 0 1 29.1 20 12 11 1 2 12 0 38 6 0 .190
 2015—Inland Empire 0-1 3.57 21 0 0 18 0 9 22.2 26 10 9 1 2 3 0 31 2 2 .299
 Arkansas 3-3 3.06 31 0 0 26 0 16 35.1 34 16 12 1 0 11 0 36 3 0 .258
 2016—Salt Lake 1-1 7.71 30 0 0 11 0 2 32.2 48 29 28 7 2 12 0 24 1 1 .353
 LAA 1-0 5.40 24 0 0 1 0 0 18.1 23 13 11 4 2 10 2 14 1 0 .315
 2017—Mobile 6-0 2.66 30 0 0 13 0 4 44 31 14 13 2 2 10 1 39 2 0 .203
 Salt Lake 4-4 8.13 20 1 0 3 0 0 27.2 40 26 25 4 1 15 2 13 4 1 .354
MAJOR TOTALS 1-0 4.42 24 0 0 1 0 0 18.1 23 13 11 4 2 10 2 14 1 0 .315
MINOR TOTALS 15-11 4.42 155 1 0 81 0 33 199.2 204 112 98 16 10 66 3 192 20 2 .270

MINOR LEAGUE



ORGANIZATIONAL PLAYERS



KEVIN MAITAN

INF

AGE: 18 **BORN:** Feb. 12, 2000 in Puerto Cabello, Venezuela **RESIDES:** Puerto Cabello, Venezuela **HT.:** 6-2 **WT.:** 190
BATS: Switch **THROWS:** Right **ACQUIRED:** Signed as minor league free agent, Dec. 15, 2017
HIGH SCHOOL: — **COLLEGE:** —
FULL NAME: Kevin Francisco (Hernandez) Maitan **SIGNED BY:** Rolando Petit (Braves)

Year	Club	AVG	G	AB	R	H	2B	3B	HR	RBI	SH	SF	HBP	BB	IBB	SO	SB	CS	GDP	SLG	OBP	E
2017	—Braves (GCL)	.314	9	35	5	11	3	0	0	3	0	0	0	2	0	10	1	0	1	.400	.351	2
	Danville	.220	33	127	10	28	5	1	2	15	0	2	1	9	1	39	1	0	2	.323	.273	10
MINOR TOTALS		.241	42	162	15	39	8	1	2	18	0	2	1	11	1	49	2	0	3	.340	.290	12

JON MALMIN

LHP

AGE: 23 **BORN:** Sept. 2, 1994 in Troy, TX **RESIDES:** Troy, TX **HT.:** 6-1 **WT.:** 170
BATS: Right **THROWS:** Left **ACQUIRED:** 31st round of 2017 First-Year Player Draft
HIGH SCHOOL: Troy HS (TX) **COLLEGE:** University of Texas at Austin
FULL NAME: Jon Paul Malmin **SIGNED BY:** Rudy Vasquez (Angels)

Year	Club	W-L	ERA	G	GS	CG	GF	SHO	SV	IP	H	R	ER	HR	HB	BB	IBB	SO	WP	BK	BAA
2017	—Orem	0-0	0.00	2	0	0	2	0	0	2.2	2	0	0	0	0	1	0	2	0	0	.222
	Angels (AZL)	4-1	3.24	16	0	0	5	0	1	25	19	16	9	1	4	14	0	26	2	3	.211
MINOR TOTALS		4-1	2.93	18	0	0	7	0	1	27.2	21	16	9	1	4	15	0	28	2	3	.212

ERIK MANOAH

RHP

AGE: 22 **BORN:** Dec. 22, 1995 in Miami, FL **RESIDES:** Homestead, FL **HT.:** 6-2 **WT.:** 215
BATS & THROWS: Right **ACQUIRED:** From New York Mets in exchange for RHP Fernando Salas, Aug. 31, 2016
HIGH SCHOOL: South Dade HS (FL) **COLLEGE:** —
FULL NAME: Erik Isaac Manoah Jr. **SIGNED BY:** Cesar Aranguren (Mets)

Year	Club	W-L	ERA	G	GS	CG	GF	SHO	SV	IP	H	R	ER	HR	HB	BB	IBB	SO	WP	BK	BAA
2014	—Mets (GCL)	3-0	2.62	8	3	0	1	0	0	24	20	8	7	0	4	10	0	18	0	1	.238
2015	—Kingsport	1-4	5.34	13	9	0	3	0	3	59	56	43	35	7	9	28	0	51	1	3	.255
	Brooklyn	0-1	10.50	1	1	0	0	0	0	6	8	7	7	0	1	3	0	7	0	0	.308
2016	—Brooklyn	5-5	5.37	13	12	0	0	0	0	62	71	40	37	4	4	27	0	63	7	1	.291
	Burlington	0-1	6.00	1	1	0	0	0	0	3	5	2	2	0	1	2	0	3	0	0	.385
2017	—Burlington	5-8	3.81	23	20	0	2	0	0	104	88	53	44	8	7	56	0	84	11	8	.231
	Inland Empire	1-2	9.75	3	3	0	0	0	0	12	17	13	13	1	3	7	0	9	2	1	.347
MINOR TOTALS		15-21	4.83	62	49	0	6	0	3	270	265	166	145	20	29	133	0	235	21	14	.261

MARLON MARCANO

C

AGE: 18 **BORN:** Sept. 14, 1999 in Zulia, Venezuela **RESIDES:** Zulia, Venezuela **HT.:** 5-10 **WT.:** 180
BATS & THROWS: Right **ACQUIRED:** Signed as international free agent, Mar. 17, 2017
HIGH SCHOOL: — **COLLEGE:** —
FULL NAME: Marlon Jose (Contreras) Marciano **SIGNED BY:** Marlon Urdaneta (Angels)

Year	Club	AVG	G	AB	R	H	2B	3B	HR	RBI	SH	SF	HBP	BB	IBB	SO	SB	CS	GDP	SLG	OBP	E
2017	—Angels (DSL)	.174	31	86	5	15	2	0	0	7	1	1	0	11	1	22	2	3	1	.198	.265	7

BRANDON MARSH

OF

AGE: 20 **BORN:** Dec. 18, 1997 in Buford, GA **RESIDES:** Buford, GA **HT.:** 6-2 **WT.:** 190
BATS: Left **THROWS:** Right **ACQUIRED:** Second round of 2016 First-Year Player Draft
HIGH SCHOOL: Buford HS (GA) **COLLEGE:** —
FULL NAME: Brandon Chase Marsh **SIGNED BY:** Todd Hoagn (Angels)

Year	Club	AVG	G	AB	R	H	2B	3B	HR	RBI	SH	SF	HBP	BB	IBB	SO	SB	CS	GDP	SLG	OBP	E
2016	<i>INJURED — DID NOT PLAY</i>																					
2017	—Orem	.350	39	177	47	62	13	5	4	44	0	1	5	9	1	35	10	2	1	.548	.396	0

ORLANDO MARTINEZ

OF

AGE: 20 **BORN:** Feb. 17, 1998 in La Habana, Cuba **RESIDES:** New Providence, Bahamas **HT.:** 6-0 **WT.:** 185
BATS & THROWS: Left **ACQUIRED:** Signed as international free agent, Aug. 30, 2017
HIGH SCHOOL: — **COLLEGE:** —
FULL NAME: Orlando Martinez **SIGNED BY:** Carlos Gomez (Angels)

Year	Club	AVG	G	AB	R	H	2B	3B	HR	RBI	SH	SF	HBP	BB	IBB	SO	SB	CS	GDP	SLG	OBP	E
<i>Will make professional debut in 2018.</i>																						

MINOR LEAGUE

ORGANIZATIONAL PLAYERS



SIMON MATHEWS

RHP

AGE: 22 BORN: Sept. 24, 1995 in Hartford, CT

RESIDES: West Haven, CT

HT: 6-2 WT: 180

BATS & THROWS: Right

ACQUIRED: Signed as non-drafted free agent, June 21, 2017

HIGH SCHOOL: Hopkins School (CT)

COLLEGE: Georgetown University

FULL NAME: Simon Ambrose Mathews

SIGNED BY: Jared Barnes (Angels)

Year	Club	W-L	ERA	G	GS	CG	GF	SHO	SV	IP	H	R	ER	HR	HB	BB	IBB	SO	WP	BK	BAA
2017	—Angels (AZL)	3-0	0.64	6	0	0	2	0	0	14	7	2	1	0	0	3	0	18	1	0	.146
	Orem	3-1	3.97	10	6	0	1	0	0	34	40	16	15	4	2	9	0	34	0	0	.290
	Mobile	1-0	3.00	1	0	0	0	0	0	3	3	1	1	1	0	3	0	3	0	0	.250
MINOR TOTALS		7-1	3.00	17	6	0	3	0	0	51	50	19	17	5	2	15	0	55	1	0	.253

ISAAC MATTTSON

RHP

AGE: 22 BORN: July 14, 1995 in Harbor Creek, PA

RESIDES: Erie, PA

HT: 6-3 WT: 205

BATS & THROWS: Right

ACQUIRED: 19th round of 2017 First-Year Player Draft

HIGH SCHOOL: Harbor Creek Senior HS (PA)

COLLEGE: University of Pittsburgh

FULL NAME: Isaac Mattsson

SIGNED BY: Jared Barnes (Angels)

Year	Club	W-L	ERA	G	GS	CG	GF	SHO	SV	IP	H	R	ER	HR	HB	BB	IBB	SO	WP	BK	BAA
2017	—Orem	1-0	1.35	17	0	0	8	0	6	26.2	16	4	4	4	1	10	1	40	0	0	.174
	Angels (AZL)	0-0	1.93	3	0	0	2	0	1	4.2	3	1	1	0	0	1	0	7	2	0	.176
MINOR TOTALS		1-0	1.44	20	0	0	10	0	7	31.1	19	5	5	4	1	11	1	47	2	0	.174

MATT MCCANN

INF

AGE: 23 BORN: Jan. 12, 1995 in West Windson, NJ

RESIDES: West Windson, NJ

HT: 5-9 WT: 170

BATS & THROWS: Right

ACQUIRED: 25th round of 2017 First-Year Player Draft

HIGH SCHOOL: West Windson-Plainsboro South HS (NJ)

COLLEGE: Fairleigh Dickinson University (NJ)

FULL NAME: Matthew Sean McCann

SIGNED BY: Ryan Leahy (Angels)

Year	Club	AVG	G	AB	R	H	2B	3B	HR	RBI	SH	SF	HBP	BB	IBB	SO	SB	CS	GDP	SLG	OBP	E
2017	—Orem	.261	41	134	26	35	5	0	1	13	1	3	4	26	1	26	5	1	6	.321	.389	3
	Inland Empire	.250	2	8	1	2	0	0	0	0	0	0	0	1	0	2	0	0	0	.250	.333	0
	Burlington	.211	6	19	3	4	0	0	0	1	0	0	1	5	0	7	0	3	0	.211	.400	0
	Mobile	.167	5	18	2	3	0	0	0	0	0	0	1	0	0	5	1	1	0	.167	.211	1
MINOR TOTALS		.246	54	179	32	44	5	0	1	14	1	3	6	32	1	40	6	5	6	.291	.373	4

SAM MCDONNELL

OF

AGE: 22 BORN: Aug. 10, 1995 in Littleton, CO

RESIDES: Georgetown, TX

HT: 6-0 WT: 185

BATS & THROWS: Right

ACQUIRED: 36th round of 2015 First-Year Player Draft

HIGH SCHOOL: Georgetown HS (TX)

COLLEGE: Navarro College (TX)

FULL NAME: Samuel Andrew McDonnell

SIGNED BY: Rudy Vasquez (Angels)

Year	Club	AVG	G	AB	R	H	2B	3B	HR	RBI	SH	SF	HBP	BB	IBB	SO	SB	CS	GDP	SLG	OBP	E
2015	—Angels (AZL)	.261	27	92	8	24	3	1	0	12	0	1	0	13	0	17	5	5	1	.315	.349	0
2016	—Orem	.265	41	132	17	35	11	4	1	22	1	1	2	26	0	30	5	2	1	.432	.391	1
2017	—Burlington	.247	104	369	41	91	13	5	6	42	0	3	3	44	1	84	8	4	1	.358	.329	5
MINOR TOTALS		.253	172	593	66	150	27	10	7	76	1	5	5	83	1	131	18	11	3	.368	.347	6

REYEMBER MENDOZA

RHP

AGE: 19 BORN: Feb. 20, 1999 in Barquisimeto, Venezuela

RESIDES: Quibor, Venezuela

HT: 6-1 WT: 175

BATS & THROWS: Right

ACQUIRED: Signed as international free agent, July 3, 2015

HIGH SCHOOL: —

COLLEGE: —

FULL NAME: Reyember Mendoza

SIGNED BY: Jochy Cabrera, Alfredo Ulloa & Marlon Urdaneta (Angels)

Year	Club	W-L	ERA	G	GS	CG	GF	SHO	SV	IP	H	R	ER	HR	HB	BB	IBB	SO	WP	BK	BAA
2016	—Angels (DSL)	0-3	16.68	7	4	0	0	0	0	11.1	13	26	21	1	7	19	0	12	6	2	.295
2017	—Angels (DSL)	2-2	5.16	10	4	0	0	0	0	22.2	23	18	13	2	3	12	0	15	8	0	.280
MINOR TOTALS		2-5	9.00	17	8	0	0	0	0	34	36	44	34	3	10	31	0	27	14	2	.286

WILLIAN MENDOZA

C

AGE: 20 BORN: Dec. 1, 1997 in Valencia, Venezuela

RESIDES: Tocuyito, Venezuela

HT: 5-11 WT: 175

BATS & THROWS: Right

ACQUIRED: Signed as international free agent, Apr. 17, 2015

HIGH SCHOOL: —

COLLEGE: —

FULL NAME: Willian Gabriel (Castiollo) Mendoza

SIGNED BY: Carlos Ramirez & Marlon Urdaneta (Angels)

Year	Club	AVG	G	AB	R	H	2B	3B	HR	RBI	SH	SF	HBP	BB	IBB	SO	SB	CS	GDP	SLG	OBP	E
2015	—Angels (DSL)	.231	18	39	3	9	1	0	0	2	0	0	4	5	0	12	1	2	2	.256	.375	1
2016	—Angels (DSL)	.240	45	150	13	36	5	0	1	11	0	1	4	7	1	43	3	2	5	.293	.290	3
2017	—Angels (DSL)	.206	37	107	10	22	2	0	1	11	1	1	2	8	1	25	2	5	4	.252	.271	4
MINOR TOTALS		.226	100	296	26	67	8	0	2	24	1	2	10	20	2	80	6	9	11	.274	.296	8



ORGANIZATIONAL PLAYERS



ANGEL MOLINA

AGE: 20 BORN: Aug. 20, 1997 in Puerto Cabello, Venezuela RESIDES: Puerto Cabello, Venezuela HT.: 6-0 WT.: 175

BATS & THROWS: Right

ACQUIRED: Signed as international free agent Dec. 10, 2013

HIGH SCHOOL: —

COLLEGE: —

FULL NAME: Angel Eduardo Molina

SIGNED BY: Carlos Ramirez and Lebi Ochoa (Angels)

Year	Club	AVG	G	AB	R	H	2B	3B	HR	RBI	SH	SF	HBP	BB	IBB	SO	SB	CS	GDP	SLG	OBP	E
2014	—Angels (DSL)	.241	18	54	6	13	2	0	0	8	0	0	0	3	0	8	5	0	0	.278	.281	1
2015	—Angels (DSL)	.273	51	183	29	50	13	0	4	22	1	3	11	21	2	41	7	3	7	.410	.376	8
2016	—Angels (DSL)	.207	60	217	28	45	8	1	4	35	4	4	6	12	0	35	21	6	3	.309	.264	6
2017	—Angels (AZL)	.111	12	45	2	5	0	1	0	5	0	0	0	3	1	5	0	0	0	.156	.167	2
	Orem	.315	28	108	15	34	10	0	3	24	1	3	3	5	0	23	0	1	1	.491	.353	4
MINOR TOTALS		.242	169	607	80	147	33	2	11	94	6	10	20	44	3	112	33	10	11	.357	.310	21

CRISTOPHER MOLINA

AGE: 20 BORN: June 10, 1997 in Moca, DR

RESIDES: Moca, DR

HT.: 6-3 WT.: 170

BATS & THROWS: Right

ACQUIRED: Signed as international free agent Nov. 13, 2013

HIGH SCHOOL: —

COLLEGE: —

FULL NAME: Christopher Junior Molina

SIGNED BY: Rene Rojas (Angels)

Year	Club	W-L	ERA	G	GS	CG	GF	SHO	SV	IP	H	R	ER	HR	HB	BB	IBB	SO	WP	BK	BAA
2014	—Angels (DSL)	1-3	3.49	13	11	0	0	0	0	49	42	29	19	2	7	22	0	43	9	1	.228
2015	—Angels (DSL)	1-3	3.86	15	15	0	0	0	0	60.2	59	38	26	0	7	32	2	52	13	0	.255
2016	—Angels (DSL)	2-3	5.48	12	6	0	1	0	1	46	50	39	28	1	3	19	0	41	7	1	.276
2017	—Orem	1-3	11.12	8	5	0	1	0	0	28.1	43	41	35	10	5	20	0	40	6	1	.371
	Angels (AZL)	0-1	11.42	4	3	0	0	0	0	8.2	7	11	11	1	1	6	0	10	3	0	.206
MINOR TOTALS		5-13	5.56	52	40	0	2	0	1	192.2	201	158	119	14	23	99	2	186	38	3	.269

OSMER MORALES

For information, see 2018 Angels Players Section.

JOHNNY MORELL

AGE: 20 BORN: Oct. 30, 1997 in Riverside, CA

RESIDES: Chandler, AZ

HT.: 6-2 WT.: 200

BATS & THROWS: Right

ACQUIRED: 31st round of 2016 First-Year Player Draft

HIGH SCHOOL: Basha HS (AZ)

COLLEGE: —

FULL NAME: Johnathan Donald Morell

SIGNED BY: Chad Hermansen (Angels)

Year	Club	W-L	ERA	G	GS	CG	GF	SHO	SV	IP	H	R	ER	HR	HB	BB	IBB	SO	WP	BK	BAA
2016	—Angels (AZL)	1-1	4.02	9	5	0	0	0	0	15.2	15	9	7	0	2	9	0	10	1	0	.263
2017	—Angels (AZL)	1-0	1.95	10	5	0	0	0	0	27.2	17	8	6	1	2	15	0	24	8	0	.179
	Orem	1-0	5.40	2	1	0	0	0	0	6.2	8	5	4	1	0	4	0	1	2	0	.286
MINOR TOTALS		3-1	3.06	21	11	0	0	0	0	50	40	22	17	2	4	28	0	35	11	0	.222

JUAN MORENO

AGE: 23 BORN: Nov. 17, 1994 in Maracay, VZ

RESIDES: Maracay, VZ

HT.: 6-1 WT.: 160

BATS & THROWS: Right

ACQUIRED: Signed as international free agent Mar. 12, 2012

HIGH SCHOOL: —

COLLEGE: —

FULL NAME: Juan Manuel Moreno Guerra

SIGNED BY: Mauro Zerpa (Angels)

Year	Club	AVG	G	AB	R	H	2B	3B	HR	RBI	SH	SF	HBP	BB	IBB	SO	SB	CS	GDP	SLG	OBP	E
2012	—Angels (DSL)	.173	20	52	3	9	0	0	0	4	3	1	1	5	1	7	1	1	1	.173	.254	4
2013	—Angels (DSL)	.273	38	132	21	36	4	1	0	13	3	0	4	20	0	19	12	5	3	.318	.385	5
2014	—Angels (AZL)	.245	44	159	28	39	10	0	0	23	1	3	0	22	0	30	10	6	6	.308	.332	15
	Orem	.200	10	20	4	4	1	0	0	3	0	0	0	0	0	4	0	0	0	.250	.200	1
2015	—Burlington	.280	8	25	3	7	2	0	0	4	1	0	0	1	0	9	0	0	1	.360	.308	1
	Inland Empire	.162	13	37	7	6	0	0	0	1	2	0	0	4	0	11	2	0	0	.162	.244	3
	Orem	.314	43	156	23	49	3	0	0	14	0	1	0	16	0	22	13	4	6	.333	.376	18
2016	—Burlington	.167	40	150	10	25	2	0	0	9	7	0	1	9	0	34	5	5	3	.180	.219	8
	Orem	.198	48	162	18	32	4	0	2	10	6	1	2	3	0	24	1	1	3	.259	.220	18
2017	—Burlington	.164	93	299	27	49	8	0	1	21	7	4	2	21	0	65	5	5	9	.201	.221	18
MINOR TOTALS		.215	352	1192	144	256	34	1	3	102	30	10	10	101	1	221	49	27	32	.253	.280	91

BRENNAN MORGAN

AGE: 23 BORN: Apr. 13, 1994 in Princeton, NJ

RESIDES: Peachtree City, GA

HT.: 6-4 WT.: 230

BATS & THROWS: Right

ACQUIRED: 24th round of 2016 First-Year Player Draft

HIGH SCHOOL: McIntosh HS (GA)

COLLEGE: Kennesaw State University (GA)

FULL NAME: Brennan Patrick Morgan

SIGNED BY: Todd Hogan (Angels)

Year	Club	AVG	G	AB	R	H	2B	3B	HR	RBI	SH	SF	HBP	BB	IBB	SO	SB	CS	GDP	SLG	OBP	E
2016	—Orem	.277	44	155	27	43	10	0	4	20	0	1	5	20	0	35	4	0	4	.419	.376	13
2017	—Burlington	.230	106	391	36	90	18	2	4	50	0	2	10	36	0	83	2	2	14	.317	.310	12
	Angels (AZL)	.120	9	25	2	3	2	0	0	0	0	0	0	3	0	8	1	0	0	.200	.214	0
MINOR TOTALS		.238	159	571	65	136	30	2	8	70	0	3	15	59	0	126	7	2	18	.340	.324	25

ORGANIZATIONAL PLAYERS



HUTTON MOYER

INF

AGE: 24 BORN: Apr. 30, 1993 in Rochester, NY

RESIDES: Rancho Santa Fe, CA HT: 6-1 WT: 180

BATS: Switch THROWS: Right

ACQUIRED: Seventh round 2015 First-Year Player Draft

HIGH SCHOOL: Cathedral Catholic HS (CA)

COLLEGE: Pepperdine University (CA)

FULL NAME: Hutton Scott Moyer

SIGNED BY: Ben Diggins (Angels)

Year	Club	AVG	G	AB	R	H	2B	3B	HR	RBI	SH	SF	HBP	BB	IBB	SO	SB	CS	GDP	SLG	OBP	E
2015	Orem	.241	35	137	27	33	7	4	4	29	0	1	8	9	1	33	4	2	3	.438	.323	7
2016	Burlington	.313	26	96	15	30	8	1	3	13	1	0	3	6	0	20	2	1	1	.510	.371	8
	Inland Empire	.267	98	389	60	104	25	3	14	59	0	3	11	29	1	123	11	3	12	.455	.333	13
2017	Mobile	.207	24	92	9	19	6	1	0	6	0	1	0	8	0	25	9	1	1	.293	.267	2
MINOR TOTALS		.261	183	714	111	186	46	9	21	107	1	5	22	52	2	201	26	7	17	.438	.328	30

JOSE NATERA

RHP

AGE: 18 BORN: Nov. 3, 1999 in Aragua de Barcelona, VZ

RESIDES: Aragua de Barcelona, VZ HT: 6-1 WT: 180

BATS & THROWS: Right

ACQUIRED: Signed as an international free agent, July 2, 2016

HIGH SCHOOL: —

COLLEGE: —

FULL NAME: Jose Rafael Natera

SIGNED BY: Ender Gonzalez and Marlon Urdaneta (Angels)

Year	Club	W-L	ERA	G	GS	CG	GF	SHO	SV	IP	H	R	ER	HR	HB	BB	IBB	SO	WP	BK	BAA
2017	Angels (DSL)	2-0	2.57	7	4	0	1	0	0	28	24	12	8	0	3	4	0	33	6	0	.218
	Angels (AZL)	0-3	8.55	7	5	0	0	0	0	20	25	22	19	1	2	13	0	20	5	5	.305
MINOR TOTALS		2-3	5.06	14	9	0	1	0	0	48	49	34	27	1	5	17	0	53	11	5	.255

FRANKLIN NAVARRO

C

AGE: 23 BORN: Oct. 17, 1994 in Caracas, Venezuela

RESIDES: Miranda, Venezuela HT: 5-11 WT: 170

BATS & THROWS: Right

ACQUIRED: Signed as minor league free agent, Apr. 21, 2017

HIGH SCHOOL: —

COLLEGE: —

FULL NAME: Franklin Rafael Navarro

SIGNED BY: Jesus Mendoza (Tigers)

Year	Club	AVG	G	AB	R	H	2B	3B	HR	RBI	SH	SF	HBP	BB	IBB	SO	SB	CS	GDP	SLG	OBP	E
2012	Tigers (VSL)	.315	62	241	31	76	19	1	4	33	0	2	2	16	0	51	2	2	6	.452	.360	3
2013	Tigers (GCL)	.258	33	97	13	25	1	2	2	15	1	2	5	6	0	25	0	1	3	.371	.327	0
2014	Connecticut	.250	45	172	14	43	10	1	3	23	4	0	0	5	0	25	0	0	2	.372	.271	4
2015	West Michigan	.172	43	145	11	25	5	0	0	11	4	2	0	6	0	26	1	1	9	.207	.203	4
	Connecticut	.125	8	24	1	3	1	0	0	2	0	0	1	2	0	3	0	0	0	.167	.222	0
2016	West Michigan	.272	25	92	9	25	5	1	2	13	0	1	0	3	0	18	0	1	1	.413	.292	0
	Connecticut	.364	3	11	0	4	0	0	0	2	0	0	0	0	0	2	0	0	0	.364	.364	0
	Lakeland	.200	1	5	0	1	0	0	0	0	0	0	0	0	0	0	0	0	0	.200	.200	1
2017	Orem	.314	11	35	7	11	2	0	0	6	0	1	0	7	0	9	0	0	0	.371	.419	0
	Burlington	.257	22	70	9	18	5	0	0	9	1	0	0	6	0	15	0	0	4	.329	.316	0
MINOR TOTALS		.259	253	892	95	231	48	5	11	114	10	8	8	51	0	174	3	5	25	.361	.302	12

JESUS NUNEZ

INF

AGE: 18 BORN: Dec. 25, 1999 in San Francisco de Macoris, DR RESIDES: San Francisco de Macoris, DR HT: 5-11 WT: 150

BATS & THROWS: Right

ACQUIRED: Signed as international free agent, Mar. 18, 2017

HIGH SCHOOL: —

COLLEGE: —

FULL NAME: Jesus Reinaldo (Serrano) Nunez

SIGNED BY: Jochy Cabrera (Angels)

Year	Club	AVG	G	AB	R	H	2B	3B	HR	RBI	SH	SF	HBP	BB	IBB	SO	SB	CS	GDP	SLG	OBP	E
2017	Angels (DSL)	.248	40	117	20	29	2	1	0	8	0	2	0	20	1	25	11	3	0	.282	.353	8

GARRETT NUSS

RHP

AGE: 24 BORN: Apr. 15, 1993 in Winter Park, FL

RESIDES: Sorrento, FL HT: 6-2 WT: 200

BATS & THROWS: Right

ACQUIRED: Seventh round of 2013 First-Year Player Draft

HIGH SCHOOL: Mount Dora HS (FL)

COLLEGE: Seminole State College (FL)

FULL NAME: Garrett Guy Nuss

SIGNED BY: Brandon McArthur (Angels)

Year	Club	W-L	ERA	G	GS	CG	GF	SHO	SV	IP	H	R	ER	HR	HB	BB	IBB	SO	WP	BK	BAA
2013	Orem	3-4	5.15	13	9	0	0	0	0	50.2	66	36	29	2	0	13	0	44	7	0	.319
2014	Burlington	5-1	3.76	20	20	0	0	0	0	105.1	105	51	44	4	6	39	0	85	8	0	.265
2015	Burlington	1-0	1.88	6	2	0	3	0	1	28.2	18	7	6	1	0	14	0	27	2	0	.186
	Inland Empire	0-7	9.56	23	9	0	5	0	1	53.2	82	63	57	9	8	36	0	45	8	0	.307
2016	Inland Empire	3-3	5.82	9	9	0	0	0	0	43.1	48	31	28	3	3	19	0	34	4	0	.277
	Orem	1-0	3.27	3	3	0	0	0	0	11	10	6	4	0	1	3	0	6	0	1	.256
2017	Inland Empire	5-2	5.36	28	0	0	4	0	1	48.2	71	44	29	6	1	18	1	49	2	0	.341
	Salt Lake	0-1	4.50	3	1	0	1	0	0	4	3	2	2	1	1	0	0	4	2	0	.200
	Mobile	0-1	9.00	1	0	0	1	0	0	2	1	2	2	0	1	1	0	3	0	0	.143
MINOR TOTALS		18-19	5.21	106	53	0	14	0	3	347.1	404	242	201	26	21	143	1	297	33	1	.295

SHOHEI OHTANI

RHP/DH

For information, see 2018 Angels Players Section.



ORGANIZATIONAL PLAYERS



OLIVER ORTEGA

RHP

AGE: 21 BORN: Oct. 2, 1996 in Nagua, DR

RESIDES: Nagua, DR HT.: 6-0 WT.: 165

BATS & THROWS: Right

ACQUIRED: Signed as international free agent Dec. 10, 2014

HIGH SCHOOL: —

COLLEGE: —

FULL NAME: Oliver Ortega

SIGNED BY: Domingio Garcia and Alfredo Ulloa (Angels)

Year	Club	W-L	ERA	G	GS	CG	GF	SHO	SV	IP	H	R	ER	HR	HB	BB	IBB	SO	WP	BK	BAA
2015	—Angels (DSL)	1-3	4.33	19	2	0	2	0	0	43.2	43	31	21	0	1	18	1	37	5	1	.254
2016	—Angels (AZL)	2-3	2.83	8	5	0	1	0	0	28.2	15	9	9	1	2	10	0	27	3	0	.156
MINOR TOTALS																					
INJURED — DID NOT PLAY																					
72.1 58 40 30 1 3 28 1 64 8 1 .219																					

DANIEL OZORIA

INF

AGE: 17 BORN: Aug. 24, 2000 in Santo Domingo, DR

RESIDES: Boca Chica, DR HT.: 5-10 WT.: 150

BATS & THROWS: Right

ACQUIRED: Signed as a international free agent, Aug. 25, 2016

HIGH SCHOOL: —

COLLEGE: —

FULL NAME: Daniel Ozoria

SIGNED BY: Domingio Garcia and Alfredo Ulloa (Angels)

Year	Club	AVG	G	AB	R	H	2B	3B	HR	RBI	SH	SF	HBP	BB	IBB	SO	SB	CS	GDP	SLG	OBP	E
2017	—Angels (DSL)	.247	60	219	31	54	6	3	0	22	2	2	6	23	0	42	21	10	6	.301	.332	13

SAMUEL PASTRONE

RHP

AGE: 20 BORN: June 28, 1997 in Las Vegas, NV

RESIDES: Las Vegas, NV HT.: 6-0 WT.: 180

BATS & THROWS: Right

ACQUIRED: 17th round of 2015 First-Year Player Draft, June 16, 2015

HIGH SCHOOL: Arbor View HS (NV)

COLLEGE: —

FULL NAME: Samuel Louis Pastrone

SIGNED BY: Chad Hermansen (Angels)

Year	Club	W-L	ERA	G	GS	CG	GF	SHO	SV	IP	H	R	ER	HR	HB	BB	IBB	SO	WP	BK	BAA
2015	—Angels (AZL)	0-2	3.56	10	10	0	0	0	0	30.1	30	12	11	0	6	8	0	22	4	0	.265
2016	—Orem	3-4	6.00	14	13	0	0	0	0	57	77	51	38	4	2	21	0	45	4	0	.322
2017	—Burlington	1-5	8.92	14	9	0	3	0	0	38.1	47	43	38	5	2	35	0	27	6	2	.313
MINOR TOTALS																					
4-11 6.23 38 32 0 3 0 0 125.2 154 106 87 9 10 64 0 94 14 2 .307																					

ANDRES PENA

RHP

AGE: 18 BORN: Oct. 22, 1999 in Caracas, Venezuela

RESIDES: Caracas, Venezuela HT.: 6-1 WT.: 160

BATS & THROWS: Right

ACQUIRED: Signed as international free agent, Apr. 29, 2017

HIGH SCHOOL: —

COLLEGE: —

FULL NAME: Andres Jose (Arnal) Pena

SIGNED BY: Marlon Urdaneta (Angels)

Year	Club	W-L	ERA	G	GS	CG	GF	SHO	SV	IP	H	R	ER	HR	HB	BB	IBB	SO	WP	BK	BAA
2017	—Angels (DSL)	4-1	3.20	18	3	0	3	0	0	39.1	33	16	14	1	9	15	0	29	11	0	.232

ELIAN PENA

RHP

AGE: 18 BORN: Mar. 12, 2000 in San Ignacio de Sabaneta, DR

RESIDES: Santo Domingo, DR HT.: 6-4 WT.: 175

BATS & THROWS: Right

ACQUIRED: Signed as international free agent, Nov. 6, 2017

HIGH SCHOOL: —

COLLEGE: —

FULL NAME: Elian Miguel Pena

SIGNED BY: Alfredo Ulloa (Angels)

Year	Club	W-L	ERA	G	GS	CG	GF	SHO	SV	IP	H	R	ER	HR	HB	BB	IBB	SO	WP	BK	BAA
Will make professional debut in 2018.																					

LUIS PENA

RHP

AGE: 22 BORN: Aug. 24, 1995 in Bonao, DR

RESIDES: Bonao, DR HT.: 5-11 WT.: 170

BATS & THROWS: Right

ACQUIRED: Signed as international free agent Oct. 2, 2013

HIGH SCHOOL: —

COLLEGE: —

FULL NAME: Luis Alberto Pena

SIGNED BY: Rene Rojas (Angels)

Year	Club	W-L	ERA	G	GS	CG	GF	SHO	SV	IP	H	R	ER	HR	HB	BB	IBB	SO	WP	BK	BAA
2014	—Angels (DSL)	1-0	0.55	10	0	0	4	0	2	16.1	7	1	1	0	1	3	0	12	2	0	.130
2015	—Angels (AZL)	1-0	1.80	7	0	0	6	0	2	10	7	2	2	0	0	1	0	12	2	0	.194
	Orem	0-2	5.04	19	0	0	10	0	1	25	28	16	14	0	2	8	0	25	2	2	.280
2016	—Burlington	5-9	4.02	27	16	0	3	0	1	100.2	89	50	45	6	6	43	1	118	14	1	.239
2017	—Inland Empire	6-10	5.28	25	25	1	0	0	0	131.1	138	84	77	15	3	58	0	148	10	0	.267
	Mobile	1-3	3.15	4	4	0	0	0	0	20	16	9	7	3	0	9	0	19	1	0	.213
MINOR TOTALS																					
14-24 4.33 92 45 1 23 0 6 303.1 285 162 146 24 12 122 1 334 31 3 .247																					

ORGANIZATIONAL PLAYERS



MAYKY PEREZ

RHP

AGE: 21 BORN: Sept. 26, 1996 in San Pedro de Macoris, DR RESIDES: San Pedro de Macoris, DR HT.: 6-5 WT.: 235
 BATS & THROWS: Right ACQUIRED: Signed as minor league free agent, Mar. 21, 2017
 HIGH SCHOOL: — COLLEGE: —
 FULL NAME: Mayky Arjelis (Rosario) Perez SIGNED BY: Randy Smith, Felix Feliz and Jose Salado (Padres)

Year	Club	W-L	ERA	G	GS	CG	GF	SHO	SV	IP	H	R	ER	HR	HB	BB	IBB	SO	WP	BK	BAA
2014—Padres (DSL)		0-1	9.00	2	2	0	0	0	0	4	7	5	4	0	0	3	0	4	1	0	.368
	Padres (AZL)	0-3	7.08	11	4	0	0	0	0	34.1	46	31	27	4	3	15	0	30	8	2	.315
2015—Padres (AZL)		0-0	0.00	2	0	0	0	0	0	2	0	0	0	0	0	1	0	0	0	0	.000
2016—Padres (AZL)		2-2	3.94	9	6	0	0	0	0	29.2	30	23	13	1	2	15	0	31	3	0	.250
	Tri-City	0-0	2.57	4	0	0	1	0	0	7	10	7	2	0	1	4	0	7	2	0	.303
2017—Orem		5-1	5.67	15	8	0	2	0	0	46	54	31	29	4	4	19	0	26	5	0	.302
MINOR TOTALS		7-7	5.49	43	20	0	3	0	0	123	147	97	75	9	10	57	0	98	19	2	.292

KEINNER PINA

C

AGE: 21 BORN: Feb. 12, 1997 in Barquisimeto, VZ RESIDES: Barquisimeto, VZ HT.: 5-10 WT.: 165
 BATS & THROWS: Right ACQUIRED: Signed as international free agent Oct. 17, 2013
 HIGH SCHOOL: — COLLEGE: —
 FULL NAME: Keinner Jose Pina SIGNED BY: Carlos Ramirez and Lebi Ochoa (Angels)

Year	Club	AVG	G	AB	R	H	2B	3B	HR	RBI	SH	SF	HBP	BB	IBB	SO	SB	CS	GDP	SLG	OBP	E
2014—Angels (DSL)		.214	47	154	19	33	1	0	0	14	1	1	7	31	1	34	8	9	3	.221	.368	2
2015—Angels (DSL)		.246	35	122	15	30	2	1	0	13	0	1	1	21	0	21	7	4	1	.279	.259	6
	Angels (AZL)	.108	12	37	4	4	0	0	0	2	1	1	0	3	0	10	0	1	3	.108	.171	1
2016—Angels (AZL)		.296	37	142	19	42	4	1	0	17	0	1	1	12	0	26	5	2	5	.338	.353	3
	Orem	.250	3	12	0	3	0	0	0	2	0	0	0	1	0	4	0	0	0	.250	.308	2
2017—Orem		.292	48	185	34	54	7	0	0	33	0	3	8	23	0	19	1	0	4	.330	.388	1
MINOR TOTALS		.255	182	652	91	166	14	2	0	81	2	7	17	91	1	114	21	16	16	.282	.357	15

ROBINSON PINA

RHP

AGE: 19 BORN: Nov. 26, 1998 in San Cristobal, DR RESIDES: San Cristobal, DR HT.: 6-4 WT.: 180
 BATS & THROWS: Right ACQUIRED: Signed as international free agent, Feb. 15, 2017
 HIGH SCHOOL: — COLLEGE: —
 FULL NAME: Robinson (De Jesus) Pina SIGNED BY: Francisco Tejada (Angels)

Year	Club	W-L	ERA	G	GS	CG	GF	SHO	SV	IP	H	R	ER	HR	HB	BB	IBB	SO	WP	BK	BAA
2017—Angels (DSL)		1-2	3.68	15	11	0	0	0	0	51.1	35	26	21	0	3	24	0	47	8	1	.188

BRANDEN PINDER

RHP

For information, see 2018 Angels Players Section.

GLEYYVIN PINEDA

INF

AGE: 21 BORN: Aug. 19, 1996 in Azua, DR RESIDES: Azua, DR HT.: 5-11 WT.: 160
 BATS: Left THROWS: Right ACQUIRED: Signed as international free agent Aug. 11, 2014
 HIGH SCHOOL: — COLLEGE: —
 FULL NAME: Gleyvin Fernando Pineda SIGNED BY: Rene Rojas and Alfredo Ulloa (Angels)

Year	Club	AVG	G	AB	R	H	2B	3B	HR	RBI	SH	SF	HBP	BB	IBB	SO	SB	CS	GDP	SLG	OBP	E
2016—Angels (DSL)		.221	60	208	18	46	5	3	1	17	0	0	2	37	0	39	8	9	3	.288	.344	17
2016—Angels (AZL)		.236	40	148	25	35	3	0	0	13	1	1	3	20	0	40	12	4	0	.257	.337	10
2017—Angels (AZL)		.316	40	133	20	42	7	1	0	14	2	0	0	18	0	29	4	3	3	.383	.397	8
MINOR TOTALS		.252	140	489	63	123	15	4	1	44	3	1	5	75	0	108	24	16	6	.305	.356	35

SAMIR PORTORREAL

RHP

AGE: 18 BORN: May 29, 1999 in Santo Domingo, DR RESIDES: Santo Domingo, DR HT.: 6-1 WT.: 180
 BATS & THROWS: Right ACQUIRED: Signed as international free agent, July 2, 2015
 HIGH SCHOOL: — COLLEGE: —
 FULL NAME: Samir A. Portorreal SIGNED BY: Domingo Garcia and Alfredo Ulloa (Angels)

Year	Club	W-L	ERA	G	GS	CG	GF	SHO	SV	IP	H	R	ER	HR	HB	BB	IBB	SO	WP	BK	BAA
2016—Angels (DSL)		0-1	5.25	11	3	0	3	0	0	24	18	19	14	3	3	16	0	16	4	0	.198
2017—																					

INJURED — DID NOT PLAY

DANIEL PROCOPIO

RHP

AGE: 22 BORN: Sept. 18, 1995 in Toronto, ON, Canada RESIDES: Toronto, ON, Canada HT.: 6-0 WT.: 190
 BATS & THROWS: Right ACQUIRED: 10th round of 2017 First-Year Player Draft
 HIGH SCHOOL: Central Technical School (Toronto, ON, Canada) COLLEGE: Niagara University (NY)
 FULL NAME: Daniel Kazumi Rico Procopio SIGNED BY: Ryan Leahy (Angels)

Year	Club	W-L	ERA	G	GS	CG	GF	SHO	SV	IP	H	R	ER	HR	HB	BB	IBB	SO	WP	BK	BAA
2017—Orem		2-2	2.49	16	0	0	11	0	3	21.2	14	7	6	1	0	14	0	32	4	0	.177



ORGANIZATIONAL PLAYERS



JOSE QUEZADA

OF

AGE: 19 BORN: July 26, 1998 in Azua, DR

RESIDES: Azua, DR

HT: 5-9 WT: 145

BATS & THROWS: Right

ACQUIRED: Signed as international free agent, June 14, 2017

HIGH SCHOOL: —

COLLEGE: —

FULL NAME: Jose Augusto (De Leon) Quezada

SIGNED BY: Francisco Tejeda (Angels)

Year	Club	AVG	G	AB	R	H	2B	3B	HR	RBI	SH	SF	HBP	BB	IBB	SO	SB	CS	GDP	SLG	OBP	E
2017	—	.267	22	86	13	23	2	2	0	7	0	1	1	10	0	22	10	4	0	.337	.347	2

JOSE REYES

OF

AGE: 18 BORN: Sept. 22, 2000 in Santiago, DR

RESIDES: Santiago, DR

HT: 6-2 WT: 180

BATS & THROWS: Right

ACQUIRED: Signed as international free agent, July 2, 2017

HIGH SCHOOL: —

COLLEGE: —

FULL NAME: Jose Simon Reyes

SIGNED BY: Jochy Cabrera (Angels)

Year	Club	AVG	G	AB	R	H	2B	3B	HR	RBI	SH	SF	HBP	BB	IBB	SO	SB	CS	GDP	SLG	OBP	E
Will make professional debut in 2018.																						

JEREMY RHOADES

RHP

AGE: 25 BORN: Feb. 12, 1993 in Wheaton, IL

RESIDES: Wheaton, IL

HT: 6-4 WT: 225

BATS & THROWS: Right

ACQUIRED: Fourth round of 2014 First-Year Player Draft

HIGH SCHOOL: Wheaton Warrenville South HS (IL)

COLLEGE: Illinois State University

FULL NAME: Jeremy Scott Rhoades

SIGNED BY: Joel Murrie (Angels)

Year	Club	W-L	ERA	G	GS	CG	GF	SHO	SV	IP	H	R	ER	HR	HB	BB	IBB	SO	WP	BK	BAA
2014	—	Orem	2-1	4.42	14	7	0	0	0	38.2	43	25	19	3	2	15	0	40	10	0	.279
2015	—	Burlington	5-5	2.79	16	15	0	0	0	87	75	27	26	4	5	19	0	78	9	0	.231
		Inland Empire	4-5	8.35	10	10	0	0	0	50.2	65	49	47	14	6	18	0	57	10	0	.310
2016	—	Inland Empire	5-12	5.72	31	24	0	1	0	141.2	156	102	90	15	6	44	0	91	11	0	.277
2017	—	Inland Empire	3-3	7.31	19	0	0	9	0	5	32	39	26	26	4	4	6	1	35	2	.295
		Mobile	1-0	6.08	20	0	0	4	0	2	26.2	29	20	18	4	1	14	1	23	4	.271
MINOR TOTALS		20-26	5.40	110	56	0	14	0	5	376.2	407	249	226	44	24	116	2	324	46	1	.273

CONNOR RILEY

RHP

AGE: 22 BORN: May 7, 1995 in Aurora, IL

RESIDES: Aurora, IL

HT: 6-0 WT: 185

BATS & THROWS: Right

ACQUIRED: Eighth round of 2017 First-Year Player Draft

HIGH SCHOOL: Marmion Academy (IL)

COLLEGE: University of South Carolina, Aiken

FULL NAME: Connor Christian Riley

SIGNED BY: Chris McAlpin (Angels)

Year	Club	W-L	ERA	G	GS	CG	GF	SHO	SV	IP	H	R	ER	HR	HB	BB	IBB	SO	WP	BK	BAA
2017	—	Orem	2-0	2.03	9	0	0	3	0	13.1	10	4	3	1	0	6	0	13	0	0	.196
		Burlington	0-2	6.11	9	1	0	5	0	17.2	24	15	12	0	0	6	0	23	3	0	.308
MINOR TOTALS		2-2	4.35	18	1	0	8	0	1	31	34	19	15	1	0	12	0	36	3	0	.264

LEONARDO RIVAS

INF

AGE: 20 BORN: Oct. 10, 1997 in Maracay, Aragua, VZ

RESIDES: Maracay, Aragua, VZ

HT: 5-10 WT: 150

BATS: Switch THROWS: Right

ACQUIRED: Signed as international free agent July 11, 2014

HIGH SCHOOL: —

COLLEGE: —

FULL NAME: Leonardo Andres Rivas Briceno

SIGNED BY: Carlos Ramirez and Lebi Ochoa (Angels)

Year	Club	AVG	G	AB	R	H	2B	3B	HR	RBI	SH	SF	HBP	BB	IBB	SO	SB	CS	GDP	SLG	OBP	E	
2015	—	Angels (DSL)	.258	65	213	38	55	8	7	1	31	4	5	17	37	3	53	21	12	4	.376	.401	16
2016	—	Angels (DSL)	.323	33	99	26	32	3	3	0	15	4	0	4	20	0	23	20	5	1	.414	.455	7
		Angels (AZL)	.253	26	91	22	23	5	0	1	4	1	0	0	16	0	16	6	3	1	.341	.364	3
2017	—	Orem	.299	35	137	37	41	6	4	2	29	1	2	4	39	1	22	11	0	3	.445	.462	5
		Burlington	.267	26	90	24	24	5	0	0	7	2	1	3	20	0	22	8	1	1	.322	.412	6
MINOR TOTALS		.278	185	630	147	175	27	14	4	86	12	8	28	132	4	136	66	21	10	.384	.420	37	

RAINIER RIVAS

OF

AGE: 16 BORN: June 29, 2001 in Maracaibo, VZ

RESIDES: Maracaibo, VZ

HT: 6-3 WT: 180

BATS & THROWS: Left

ACQUIRED: Signed as international free agent, July 6, 2017

HIGH SCHOOL: —

COLLEGE: —

FULL NAME: Rainier Andres Rivas

SIGNED BY: Marlon Urdaneta (Angels)

Year	Club	AVG	G	AB	R	H	2B	3B	HR	RBI	SH	SF	HBP	BB	IBB	SO	SB	CS	GDP	SLG	OBP	E
Will make professional debut in 2018.																						

ORGANIZATIONAL PLAYERS



JERRYELL RIVERA

LHP

AGE: 18 BORN: Apr. 19, 1999 in Bayamon, Puerto Rico

RESIDES: Toa Baja, Puerto Rico

HT.: 6-3 WT.: 180

BATS & THROWS: Left

ACQUIRED: 11th round of 2017 First-Year Player Draft

HIGH SCHOOL: Maria Teresa Pineiro HS (Puerto Rico)

COLLEGE: —

FULL NAME: Jerryell Antonio (Gonzalez) Rivera

SIGNED BY: Ralph Reyes (Angels)

Year	Club	W-L	ERA	G	GS	CG	GF	SHO	SV	IP	H	R	ER	HR	HB	BB	IBB	SO	WP	BK	BAA
2017	—Angels (AZL)	1-0	1.64	8	1	0	0	0	0	11	7	2	2	0	0	3	0	11	2	0	.175

CHRIS RODRIGUEZ

RHP

AGE: 19 BORN: July 20, 1998 in Miami, FL

RESIDES: Miami, FL

HT.: 6-2 WT.: 185

BATS & THROWS: Right

ACQUIRED: Fourth round of 2016 First-Year Player Draft

HIGH SCHOOL: Monsignor Pace HS (FL)

COLLEGE: —

FULL NAME: Christopher Rodriguez

SIGNED BY: Ralph Reyes (Angels)

Year	Club	W-L	ERA	G	GS	CG	GF	SHO	SV	IP	H	R	ER	HR	HB	BB	IBB	SO	WP	BK	BAA
2016	—Angels (AZL)	0-0	1.59	7	5	0	0	0	0	11.1	6	3	2	0	0	3	0	17	1	0	.154
2017	—Orem	4-0	6.40	8	8	0	0	0	0	32.1	35	24	23	1	7	7	0	32	2	1	.271
	Burlington	1-2	5.84	6	6	0	0	0	0	24.2	32	17	16	1	2	7	0	24	0	1	.314
MINOR TOTALS		5-3	5.40	21	19	0	0	0	0	68.1	73	44	41	2	9	17	0	73	3	2	.270

JOSE D. RODRIGUEZ

RHP

AGE: 22 BORN: Aug. 29, 1995 in Bolivar, VZ

RESIDES: Bolivar, VZ

HT.: 6-2 WT.: 155

BATS & THROWS: Right

ACQUIRED: Signed as international free agent Dec. 3, 2012

HIGH SCHOOL: —

COLLEGE: —

FULL NAME: Jose Daniel Rodriguez

SIGNED BY: Lebi Ochoa and Mauro Zerpa (Angels)

Year	Club	W-L	ERA	G	GS	CG	GF	SHO	SV	IP	H	R	ER	HR	HB	BB	IBB	SO	WP	BK	BAA
2013	—Angels (DSL)	3-3	1.64	22	2	0	4	0	1	44	33	10	8	1	3	12	0	38	2	1	.213
2014	—Angels (AZL)	2-1	4.85	9	4	0	1	0	1	26	34	15	14	1	1	5	0	29	3	0	.312
2015	—Orem	3-3	4.79	15	15	0	0	0	0	62	77	35	33	5	2	16	0	58	5	1	.312
2016	Burlington	7-5	3.14	27	27	0	0	0	0	131.2	135	53	46	4	2	32	0	115	4	3	.263
2017	Inland Empire	8-12	5.18	27	27	0	0	0	0	149.1	178	97	86	11	4	44	0	134	2	0	.295
MINOR TOTALS		23-24	4.08	100	75	0	5	0	2	413	457	210	187	22	12	109	0	374	16	5	.281

JOSE M. RODRIGUEZ

RHP

AGE: 17 BORN: Sept. 8, 2000 in Santiago, DR

RESIDES: Santiago, DR

HT.: 6-3 WT.: 195

BATS & THROWS: Right

ACQUIRED: Signed as international free agent, July 2, 2017

HIGH SCHOOL: —

COLLEGE: —

FULL NAME: Jose Manuel Rodriguez

SIGNED BY: Jochy Cabrera (Angels)

Year	Club	W-L	ERA	G	GS	CG	GF	SHO	SV	IP	H	R	ER	HR	HB	BB	IBB	SO	WP	BK	BAA
Will make professional debut in 2018.																					

KEITH ROGALLA

RHP

AGE: 22 BORN: Sept. 15, 1995 in Oak Park, IL

RESIDES: Oak Park, IL

HT.: 6-3 WT.: 205

BATS & THROWS: Right

ACQUIRED: 12th round of 2017 First-Year Player Draft

HIGH SCHOOL: Oak Park-River Forest HS (IL)

COLLEGE: Creighton University

FULL NAME: Keith Edward Rogalla

SIGNED BY: Joel Murrie (Angels)

Year	Club	W-L	ERA	G	GS	CG	GF	SHO	SV	IP	H	R	ER	HR	HB	BB	IBB	SO	WP	BK	BAA
2017	—Orem	0-1	4.38	14	0	0	2	0	0	24.2	21	12	12	1	1	18	1	26	2	0	.228

JOSE ROJAS

INF

AGE: 25 BORN: Feb. 24, 1993 in Anaheim, CA

RESIDES: Anaheim, CA

HT.: 6-0 WT.: 200

BATS: Left THROWS: Right

ACQUIRED: 36th round of 2016 First-Year Player Draft

HIGH SCHOOL: Anaheim HS (CA)

COLLEGE: Vanguard University (CA)

FULL NAME: Jose Rojas

SIGNED BY: Ben Diggins (Angels)

Year	Club	AVG	G	AB	R	H	2B	3B	HR	RBI	SH	SF	HBP	BB	IBB	SO	SB	CS	GDP	SLG	OBP	E
2016	—Orem	.308	59	221	45	68	15	3	5	31	3	2	2	22	0	29	9	4	5	.471	.372	11
2017	—Inland Empire	.319	79	317	44	101	20	5	7	50	1	2	2	17	0	64	4	8	6	.479	.355	8
	Mobile	.227	44	172	16	39	9	1	4	20	0	4	3	6	1	35	0	1	3	.360	.259	6
MINOR TOTALS		.293	182	710	105	208	44	9	16	101	4	8	7	45	1	128	13	13	14	.448	.338	25

ERVEN ROPER

C

AGE: 23 BORN: Feb. 28, 1995 in Easley, SC

RESIDES: Easley, SC

HT.: 6-0 WT.: 205

BATS: Left THROWS: Right

ACQUIRED: Signed as non-drafted free agent, June 29, 2017

HIGH SCHOOL: Wren HS (SC)

COLLEGE: College of Charleston (SC)

FULL NAME: Thomas Erven Roper

SIGNED BY: Nick Gorneault (Angels)

Year	Club	AVG	G	AB	R	H	2B	3B	HR	RBI	SH	SF	HBP	BB	IBB	SO	SB	CS	GDP	SLG	OBP	E
2017	—Angels (AZL)	.233	9	30	5	7	1	1	1	6	1	1	1	2	0	11	0	0	0	.433	.294	0
	Orem	.000	2	5	0	0	0	0	0	0	0	0	0	0	0	5	0	0	0	.000	.000	0
MINOR TOTALS		.200	11	35	5	7	1	1	1	6	1	1	1	2	0	16	0	0	0	.371	.256	0



ORGANIZATIONAL PLAYERS



RAYNELDY ROSARIO

OF

AGE: 19 BORN: Apr. 30, 1998 in Santiago de los Caballeros, DR RESIDES: Santiago de los Caballeros, DR HT.: 5-10 WT.: 155

BATS & THROWS: Left ACQUIRED: Signed as international free agent, Jan. 29, 2015

HIGH SCHOOL: — COLLEGE: —

SIGNED BY: Jochy Cabrera and Alfredo Ulloa (Angels)

Year	Club	AVG	G	AB	R	H	2B	3B	HR	RBI	SH	SF	HBP	BB	IBB	SO	SB	CS	GDP	SLG	OBP	E
2016	—Angels (DSL)	.315	63	216	44	68	6	2	0	16	7	0	7	17	0	38	25	11	1	.361	.383	3
2017	—Angels (AZL)	.203	25	64	7	13	0	0	0	5	1	0	0	3	0	12	3	3	0	.203	.239	2
MINOR TOTALS		.289	88	280	51	81	6	2	0	21	8	0	7	20	0	50	28	14	1	.325	.352	5

ZAC RYAN

RHP

AGE: 23 BORN: May 28, 1994 in Merrillville, IN RESIDES: Valparaíso, IN HT.: 6-1 WT.: 200

BATS & THROWS: Right ACQUIRED: 23rd round of 2017 First-Year Player Draft

HIGH SCHOOL: Andean HS (IN) COLLEGE: Georgia Tech

FULL NAME: Zachary Alexander Ryan SIGNED BY: Todd Hogan (Angels)

Year	Club	W-L	ERA	G	GS	CG	GF	SHO	SV	IP	H	R	ER	HR	HB	BB	IBB	SO	WP	BK	BAA
2017	—Orem	0-1	6.48	7	0	0	6	0	2	8.1	9	6	6	2	0	3	1	11	1	0	.273
	Burlington	2-1	0.63	14	1	0	8	0	1	28.2	19	10	2	2	1	12	1	33	2	0	.181
MINOR TOTALS		2-2	1.95	21	1	0	14	0	3	37	28	16	8	4	1	15	2	44	3	0	.203

JOHAN SALA

OF

AGE: 20 BORN: Dec. 17, 1997 in San Isidro, DR RESIDES: San Isidro, Santo Domingo, DR HT.: 6-1 WT.: 175

BATS & THROWS: Right ACQUIRED: Signed as international free agent July 2, 2014

HIGH SCHOOL: — COLLEGE: —

SIGNED BY: Rene Rojas and Alfredo Ulloa (Angels)

Year	Club	AVG	G	AB	R	H	2B	3B	HR	RBI	SH	SF	HBP	BB	IBB	SO	SB	CS	GDP	SLG	OBP	E
2015	—Angels (DSL)	.223	63	229	23	51	8	1	0	13	1	1	3	19	0	54	15	11	6	.266	.290	4
2016	—Angels (DSL)	.308	66	247	39	76	8	2	1	25	5	3	7	29	1	40	15	8	6	.368	.392	5
2017	—Angels (AZL)	.248	36	129	15	32	5	2	0	9	0	0	2	12	1	31	3	4	4	.318	.322	3
MINOR TOTALS		.263	165	605	77	159	21	5	1	47	6	4	12	60	2	125	33	23	16	.319	.339	12

CARLOS SALAZAR

RHP

AGE: 23 BORN: Nov. 23, 1994 in Guasave, Mexico RESIDES: Kerman, CA HT.: 6-0 WT.: 230

BATS & THROWS: Right ACQUIRED: Signed as minor league free agent, May 15, 2017

HIGH SCHOOL: Kerman HS (CA) COLLEGE: —

SIGNED BY: Brett Evert (Braves)

Year	Club	W-L	ERA	G	GS	CG	GF	SHO	SV	IP	H	R	ER	HR	HB	BB	IBB	SO	WP	BK	BAA
2013	—Braves (GCL)	0-3	6.92	8	4	0	0	0	0	13	18	12	10	0	1	5	0	14	2	0	.321
2014	—Rome	1-6	10.60	10	10	0	0	0	0	35.2	47	45	42	2	4	38	0	27	10	1	.320
	Danville	2-1	2.51	17	0	0	3	0	0	28.2	15	14	8	0	2	18	0	34	7	0	.147
2015	—Rome	1-4	2.23	23	0	0	3	0	0	44.1	22	17	11	1	5	29	1	46	9	0	.146
	Carolina	1-1	4.38	10	0	0	4	0	1	12.1	8	6	6	0	0	21	2	14	3	0	.190
2016	—Carolina	3-4	4.06	39	0	0	12	0	1	51	36	28	23	5	2	58	1	72	6	2	.198
2017	—Florida	0-0	4.15	4	0	0	2	0	0	4.1	4	5	2	0	0	7	0	5	2	0	.222
	Burlington	2-0	3.34	20	0	0	3	0	1	32.1	23	13	12	2	2	24	0	48	8	0	.200
MINOR TOTALS		10-19	4.63	131	14	0	27	0	3	221.2	173	140	114	10	16	200	4	260	47	3	.213

JEYSON SANCHEZ

C

AGE: 23 BORN: July 4, 1994 in Santiago, DR RESIDES: Santiago, DR HT.: 5-10 WT.: 174

BATS & THROWS: Right ACQUIRED: Signed as international free agent, May 29, 2014

HIGH SCHOOL: — COLLEGE: —

SIGNED BY: Ralph Reyes (Angels)

Year	Club	AVG	G	AB	R	H	2B	3B	HR	RBI	SH	SF	HBP	BB	IBB	SO	SB	CS	GDP	SLG	OBP	E
2014	—Angels (DSL)	.219	66	224	32	49	12	1	1	23	0	4	13	32	1	26	12	2	1	.295	.344	8
2015	—Angels (AZL)	.556	6	9	4	5	3	0	0	3	0	1	1	2	0	1	0	0	0	.889	.615	0
2016	—Angels (AZL)	.264	30	110	15	29	11	1	1	14	0	2	3	10	0	18	1	2	2	.409	.336	6
2017	—Burlington	.153	48	157	11	24	5	0	2	10	0	0	4	21	0	36	3	1	5	.223	.269	8
	Orem	.360	30	114	28	41	11	0	13	43	1	2	4	9	0	30	1	0	1	.798	.419	6
MINOR TOTALS		.241	180	614	90	148	42	2	17	93	1	9	25	74	1	111	17	5	9	.399	.342	28

MINOR LEAGUE

ORGANIZATIONAL PLAYERS



BRANDON SANDOVAL

OF

AGE: 22 BORN: June 24, 1995 in Fallbrook, CA

RESIDES: Fallbrook, CA

HT: 6-1

WT: 180

BATS & THROWS: Right

ACQUIRED: 27th round of 2017 First-Year Player Draft

HIGH SCHOOL: Fallbrook HS (CA)

COLLEGE: Vanguard University (CA)

FULL NAME: Brandon Azael Sandoval

SIGNED BY: Ben Diggins (Angels)

Year	Club	AVG	G	AB	R	H	2B	3B	HR	RBI	SH	SF	HBP	BB	IBB	SO	SB	CS	GDP	SLG	OBP	E
2017	Orem	.328	32	131	29	43	8	2	2	22	0	3	3	16	0	24	3	1	2	466	.405	1
	Inland Empire	.385	7	26	5	10	0	0	1	7	0	0	0	2	0	4	0	1	0	500	.429	2
	Burlington	.323	24	96	12	31	3	2	0	8	1	0	0	4	0	16	5	3	3	396	.350	0
MINOR TOTALS		.332	63	253	46	84	11	4	3	37	0	3	3	22	0	44	8	5	5	.443	.388	3

BRENDON SANGER

OF

AGE: 24 BORN: Sept. 11, 1993 in York, PA

RESIDES: Fort Myers, FL

HT: 6-0

WT: 185

BATS & THROWS: Right

ACQUIRED: Fourth round of 2015 First-Year Player Draft

HIGH SCHOOL: Fort Myers HS (FL)

COLLEGE: Florida Atlantic University

FULL NAME: Brendon K. Sanger

SIGNED BY: Jochy Cabrera and Alfredo Ulloa (Angels)

Year	Club	AVG	G	AB	R	H	2B	3B	HR	RBI	SH	SF	HBP	BB	IBB	SO	SB	CS	GDP	SLG	OBP	E
2015	Orem	.300	60	217	45	65	20	1	4	29	1	4	3	45	0	39	13	3	2	456	.420	3
2016	Burlington	.230	124	443	47	102	24	3	4	39	5	1	7	59	2	89	4	5	7	.325	.329	29
2017	Inland Empire	.277	63	206	29	57	11	1	10	42	1	2	2	27	0	64	1	0	3	485	.363	4
	Mobile	.182	3	11	0	2	0	0	2	0	0	0	0	2	0	5	0	0	1	364	.308	0
	Angels (AZL)	.148	7	27	3	4	1	0	1	2	0	0	0	2	0	10	0	0	0	.296	.207	0
MINOR TOTALS		.254	257	904	124	230	58	5	19	114	7	7	12	135	2	207	18	8	13	.393	.356	36

MARIO SANJUR

C

AGE: 22 BORN: Dec. 23, 1995 in Puerto Armuelles, Panama

RESIDES: Puerto Armuelles, Panama

HT: 5-9

WT: 165

BATS & THROWS: Right

ACQUIRED: From Detroit in AAA Rule 5 Draft, Dec. 8, 2016

HIGH SCHOOL: —

COLLEGE: —

FULL NAME: Mario Alberto Sanjur

SIGNED BY: Ramon Webster (Tigers)

Year	Club	AVG	G	AB	R	H	2B	3B	HR	RBI	SH	SF	HBP	BB	IBB	SO	SB	CS	GDP	SLG	OBP	E
2013	Tigers (VSL)	.207	41	116	17	24	4	1	1	12	1	1	3	19	0	26	0	1	1	284	.331	1
2014	Tigers (DSL)	.230	49	135	19	31	7	1	1	26	3	3	1	19	0	12	6	2	3	319	.323	2
2015	Tigers (GCL)	.276	31	95	13	19	3	0	1	7	1	0	2	8	0	13	3	0	3	.263	.276	5
2016	Connecticut	.294	31	95	8	21	3	0	0	8	0	3	3	8	0	13	0	0	1	.253	.294	2
2017	Burlington	.149	22	74	3	11	2	0	0	7	0	0	1	5	0	18	0	0	3	.176	.213	3
	Angels (AZL)	.196	20	56	7	11	1	0	2	8	0	1	0	2	0	8	1	1	5	.321	.220	0
	Inland Empire	.000	1	1	0	0	0	0	0	0	0	0	0	0	0	0	0	0	0	.000	.000	0
MINOR TOTALS		.205	195	572	67	117	20	2	5	68	5	8	10	16	0	90	10	4	16	.273	.289	13

TULIO SANTA MARIA

RHP

AGE: 17 BORN: June 6, 2000 in Araure, VZ

RESIDES: Araure, VZ

HT: 6-4

WT: 165

BATS & THROWS: Right

ACQUIRED: Signed as an international free agent, July 3, 2016

HIGH SCHOOL: —

COLLEGE: —

FULL NAME: Tulio Cesar Santa Maria

SIGNED BY: Marlon Urdaneta (Angels)

Year	Club	W-L	ERA	G	GS	CG	GF	SHO	SV	IP	H	R	ER	HR	HB	BB	IBB	SO	WP	BK	BAA
2017	Angels (DSL)	0-3	2.65	14	9	0	1	0	0	51	41	23	15	1	11	19	1	41	7	0	.230

ADDERLIN SANTANA

OF

AGE: 17 BORN: May 31, 2000 in San Pedro de Macoris, DR

RESIDES: San Pedro de Macoris, DR

HT: 5-11

WT: 160

BATS & THROWS: Right

ACQUIRED: Signed as international free agent, July 2, 2016

HIGH SCHOOL: —

COLLEGE: —

FULL NAME: Adderlin Eliono Santana

SIGNED BY: Domingo Garcia and Alfredo Ulloa (Angels)

Year	Club	AVG	G	AB	R	H	2B	3B	HR	RBI	SH	SF	HBP	BB	IBB	SO	SB	CS	GDP	SLG	OBP	E
2017	Angels (DSL)	.209	15	57	6	9	2	0	0	4	0	1	0	13	0	18	2	1	0	.256	.386	4

JOHN SCHUKNECHT

OF

AGE: 23 BORN: July 12, 1994 in La Quinta, CA

RESIDES: La Quinta, CA

HT: 6-0

WT: 200

BATS & THROWS: Right

ACQUIRED: 37th round of 2016 First-Year Player Draft

HIGH SCHOOL: Palm Desert HS (CA)

COLLEGE: California Polytechnic State University, San Luis Obispo

FULL NAME: John Jeffrey Schuknecht

SIGNED BY: Ben Diggins (Angels)

Year	Club	AVG	G	AB	R	H	2B	3B	HR	RBI	SH	SF	HBP	BB	IBB	SO	SB	CS	GDP	SLG	OBP	E
2016	Angels (AZL)	.318	33	110	22	35	16	1	0	18	0	3	4	13	0	28	6	3	0	482	.400	4
	Orem	.309	18	68	13	21	4	0	8	14	0	0	1	5	0	18	4	1	0	.721	.365	2
2017	Burlington	.171	96	346	40	59	12	1	10	37	0	2	9	32	0	119	3	3	3	.298	.257	3
MINOR TOTALS		.219	147	524	75	115	32	2	18	69	0	5	14	50	0	165	13	7	3	.391	.302	9



ORGANIZATIONAL PLAYERS



CALEB SCIRES

OF

AGE: 19 BORN: Sept. 1, 1998 in Fairfield, TX

RESIDES: Fairfield, TX

HT.: 6-0 WT.: 195

BATS & THROWS: Left

ACQUIRED: 17th round of 2017 First-Year Player Draft

HIGH SCHOOL: Fairfield HS (TX)

COLLEGE: Navarro College (TX)

FULL NAME: Caleb Christopher Scires

SIGNED BY: Rudy Vasquez (Angels)

Year	Club	AVG	G	AB	R	H	2B	3B	HR	RBI	SH	SF	HBP	BB	IBB	SO	SB	CS	GDP	SLG	OBP	E
2017	—Angels (AZL)	.236	19	55	12	13	1	2	1	3	0	1	0	12	0	17	4	2	0	.382	.368	0

JORDAN SERENA

OF

AGE: 25 BORN: Aug. 4, 1992 in Littleton, CO

RESIDES: Parker, CO

HT.: 6-1 WT.: 185

BATS & THROWS: Right

ACQUIRED: 35th round of 2015 First-Year Player Draft

HIGH SCHOOL: Chaparral HS (CO)

COLLEGE: Columbia University (NY)

FULL NAME: Jordan Lee Serena

SIGNED BY: Ryan Leahy (Angels)

Year	Club	AVG	G	AB	R	H	2B	3B	HR	RBI	SH	SF	HBP	BB	IBB	SO	SB	CS	GDP	SLG	OBP	E
2015	—Angels (AZL)	.232	24	82	14	19	4	2	0	10	2	0	8	11	1	26	14	0	1	.329	.376	11
	Orem	.169	20	71	5	12	0	1	0	3	2	0	1	6	0	17	4	4	2	.197	.244	3
2016	—Burlington	.253	110	380	60	96	21	1	2	22	5	4	9	38	0	95	10	6	14	.329	.332	14
2017	—Burlington	.091	13	44	2	4	1	0	1	5	0	0	2	1	0	15	0	1	1	.182	.149	0
	Inland Empire	.228	59	206	28	47	5	4	2	30	2	1	5	13	0	58	8	1	4	.320	.289	5
	Mobile	.333	3	9	2	3	2	0	1	1	0	0	0	1	0	3	0	0	0	.889	.400	0
MINOR TOTALS		.229	229	792	111	181	33	8	6	71	11	5	25	70	1	214	36	12	22	.313	.309	33

BLAKE SMITH

RHP

AGE: 25 BORN: Aug. 12, 1992 in Dallas, TX

RESIDES: Tyler, TX

HT.: 6-5 WT.: 240

BATS & THROWS: Right

ACQUIRED: 29th round of 2016 First-Year Player Draft

HIGH SCHOOL: Robert E. Lee HS (TX)

COLLEGE: West Virginia University

FULL NAME: Blake Arthur Smith

SIGNED BY: Nick Gorneault (Angels)

Year	Club	W-L	ERA	G	GS	CG	GF	SHO	SV	IP	H	R	ER	HR	HB	BB	IBB	SO	WP	BK	BAA
2016	—Orem	2-0	4.70	8	0	0	3	0	0	15.1	23	8	8	0	0	3	0	16	2	0	.348
	Burlington	4-2	1.52	15	0	0	5	0	1	29.2	20	6	5	1	1	7	1	19	0	0	.192
2017	—Burlington	1-2	3.33	26	0	0	19	0	8	48.2	40	20	18	7	0	13	0	43	3	0	.221
	Inland Empire	0-0	2.66	12	0	0	4	0	0	20.1	14	6	6	2	0	11	0	18	2	0	.187
MINOR TOTALS		7-4	2.92	61	0	0	31	0	9	114	97	40	37	10	1	34	1	96	7	0	.228

NATE SMITH

LHP

AGE: 26 BORN: Aug. 28, 1991 in Spokane, WA

RESIDES: West Chester, OH

HT.: 6-3 WT.: 210

BATS & THROWS: Left

ACQUIRED: Eighth round of 2013 First-Year Player Draft

HIGH SCHOOL: Lakota West HS (OH)

COLLEGE: Furman University (SC)

FULL NAME: Nathan David Smith

SIGNED BY: Todd Hogan (Angels)

Year	Club	W-L	ERA	G	GS	CG	GF	SHO	SV	IP	H	R	ER	HR	HB	BB	IBB	SO	WP	BK	BAA
2013	—Orem	2-2	3.86	15	9	0	1	0	0	35	34	19	15	4	4	7	0	31	6	0	.264
2014	—Inland Empire	6-3	3.07	10	10	0	0	0	0	55.2	41	22	19	3	0	14	1	51	5	0	.201
	Arkansas	5-3	2.89	11	11	0	0	0	0	62.1	48	21	20	3	0	30	0	67	3	0	.218
2015	—Arkansas	8-4	2.48	17	17	1	0	0	0	101.2	82	31	28	10	3	28	0	81	6	1	.216
	Salt Lake	2-4	7.75	7	7	0	0	0	0	36	48	36	31	7	0	15	0	23	0	0	.308
2016	—Salt Lake	8-9	4.61	26	26	0	0	0	0	150.1	166	85	77	18	4	44	0	122	5	1	.283
2017	—Salt Lake	1-0	0.00	1	1	0	0	0	0	5.2	1	0	0	0	0	0	0	4	0	0	.056
	Angels (AZL)	0-0	0.00	3	3	0	0	0	0	9.1	3	0	0	0	0	2	0	10	1	0	.094
MINOR TOTALS		32-25	3.75	90	84	1	1	0	0	456	423	214	190	45	11	140	1	389	26	2	.245

JOSE SORIANO

RHP

AGE: 19 BORN: Oct. 20, 1998 in Santo Domingo, DR

RESIDES: Boca Chica, DR

HT.: 6-3 WT.: 170

BATS & THROWS: Right

ACQUIRED: Signed as an international free agent, Mar. 4, 2016

HIGH SCHOOL: —

COLLEGE: —

FULL NAME: Jose Joaquin Soriano

SIGNED BY: Domingo Garcia and Alfredo Ulloa (Angels)

Year	Club	W-L	ERA	G	GS	CG	GF	SHO	SV	IP	H	R	ER	HR	HB	BB	IBB	SO	WP	BK	BAA
2016	—Angels (DSL)	3-5	1.58	14	14	0	0	0	0	57	37	22	10	2	7	30	0	45	8	0	.187
2017	—Angels (AZL)	2-2	2.94	12	10	0	0	0	0	49	43	23	16	2	2	14	0	37	9	1	.234
	Orem	0-0	2.70	1	1	0	0	0	0	3.1	4	1	1	0	0	4	0	2	0	0	.308
MINOR TOTALS		5-7	2.22	27	25	0	0	0	0	109.1	84	46	27	4	9	48	0	84	17	1	.213

LIVAN SOTO

INF

AGE: 17 BORN: June 22, 2000 in Valencia, Venezuela

RESIDES: Valencia, Venezuela

HT.: 6-0 WT.: 160

BATS: Left THROWS: Right

ACQUIRED: Signed as minor league free agent, Dec. 15, 2017

HIGH SCHOOL: —

COLLEGE: —

FULL NAME: Livan Enrique (Flores) Soto

SIGNED BY: Rolando Petit (Braves)

Year	Club	AVG	G	AB	R	H	2B	3B	HR	RBI	SH	SF	HBP	BB	IBB	SO	SB	CS	GDP	SLG	OBP	E
2017	—Braves (GCL)	.225	47	173	24	39	5	0	0	14	3	3	2	27	0	26	7	3	3	.254	.332	12

ORGANIZATIONAL PLAYERS



TYLER STEVENS

RHP

AGE: 21 **BORN:** Apr. 4, 1996 in Alamosa, CO
BATS & THROWS: Right
HIGH SCHOOL: Rocky Mountain HS (CO)
FULL NAME: Tyler Thomas Stevens

RESIDES: Fort Collins, CO **HT.:** 6-0 **WT.:** 225
ACQUIRED: 18th round of 2017 First-Year Player Draft
COLLEGE: University of New Mexico
SIGNED BY: Chad Hermansen (Angels)

Year	Club	W-L	ERA	G	GS	CG	GF	SHO	SV	IP	H	R	ER	HR	HB	BB	IBB	SO	WP	BK	BAA
2017	Orem	1-0	5.51	12	0	0	0	0	0	16.1	20	10	10	3	0	4	0	19	1	0	.299
	Burlington	0-1	2.40	7	0	0	4	0	0	15	8	4	4	1	0	1	0	18	1	0	.154
MINOR TOTALS		1-1	4.02	19	0	0	4	0	0	31.1	28	14	14	4	0	5	0	37	2	0	.235

JOSE SUAREZ

LHP

AGE: 20 **BORN:** Jan. 3, 1998 in Naguanagua, VZ
BATS & THROWS: Left
HIGH SCHOOL: —
FULL NAME: Jose Rances Suarez

RESIDES: San Diego, VZ **HT.:** 5-10 **WT.:** 170
ACQUIRED: Signed as international free agent July 3, 2014
COLLEGE: —
SIGNED BY: Carlos Ramirez, Mauro Zerpa and Lebi Ochoa (Angels)

Year	Club	W-L	ERA	G	GS	CG	GF	SHO	SV	IP	H	R	ER	HR	HB	BB	IBB	SO	WP	BK	BAA
2015	Angels (DSL)	2-2	2.13	11	11	0	0	0	0	55	43	18	13	0	3	8	0	34	3	0	.215
	Angels (AZL)	1-1	5.60	4	2	0	0	0	0	17.2	28	15	11	0	2	4	0	12	4	1	.364
2016	Angels (AZL)	1-3	5.36	11	5	0	0	0	0	40.1	48	31	24	1	1	13	0	46	1	2	.296
	Orem	0-1	0.00	1	1	0	0	0	0	4.1	6	5	0	0	0	1	0	7	0	0	.300
2017	Burlington	5-1	3.62	12	12	0	0	0	0	54.2	49	25	22	7	2	18	0	71	1	1	.243
	Angels (AZL)	1-0	1.93	3	3	0	0	0	0	14	10	3	3	1	0	4	0	19	0	0	.208
MINOR TOTALS		10-8	3.53	42	34	0	0	0	0	186	184	97	73	9	8	48	0	189	9	4	.260

KYLE SURVANCE

OF

AGE: 24 **BORN:** Dec. 6, 1993 in Houston, TX
BATS & THROWS: Right
HIGH SCHOOL: Jersey Village HS (TX)
FULL NAME: Kyle Ray Survance Jr.

RESIDES: Houston, TX **HT.:** 6-1 **WT.:** 190
ACQUIRED: Eighth round of 2015 First-Year Player Draft
COLLEGE: University of Houston
SIGNED BY: Rudy Vasquez (Angels)

Year	Club	AVG	G	AB	R	H	2B	3B	HR	RBI	SH	SF	HBP	BB	IBB	SO	SB	CS	GDP	SLG	OBP	E	
2015	Orem	.343	29	124	27	45	7	1	2	21	0	2	2	15	1	23	17	5	0	.484	.434	1	
2016		INJURED — DID NOT PLAY																					
2017	Inland Empire	.207	76	305	39	63	16	4	4	37	1	2	3	20	0	107	17	2	7	.325	.261	1	
MINOR TOTALS		.252	105	429	66	108	23	5	6	58	1	4	5	35	1	130	17	7	7	.371	.313	2	

JOHN SWANDA

RHP

AGE: 18 **BORN:** Mar. 18, 1999 in Des Moines, IA
BATS & THROWS: Right
HIGH SCHOOL: Theodore Roosevelt HS (IA)
FULL NAME: John Thomas Swanda

RESIDES: Des Moines, IA **HT.:** 6-2 **WT.:** 185
ACQUIRED: Fourth round of 2017 First-Year Player Draft
COLLEGE: —
SIGNED BY: Joel Murrie (Angels)

Year	Club	W-L	ERA	G	GS	CG	GF	SHO	SV	IP	H	R	ER	HR	HB	BB	IBB	SO	WP	BK	BAA
2017	Angels (AZL)	1-2	9.31	7	1	0	0	0	0	9.2	13	10	10	1	1	6	1	6	3	0	.333

JORGE TAVAREZ

RHP

AGE: 22 **BORN:** Aug. 4, 1995 in Loma de Cabrera, DR
BATS & THROWS: Right
HIGH SCHOOL: —

RESIDES: Moca, DR **HT.:** 5-10 **WT.:** 150
ACQUIRED: Signed as an international free agent, May 15, 2015
COLLEGE: —

Year	Club	W-L	ERA	G	GS	CG	GF	SHO	SV	IP	H	R	ER	HR	HB	BB	IBB	SO	WP	BK	BAA
2015	Angels (DSL)	3-3	5.93	23	0	0	12	0	6	30.1	38	24	20	1	1	11	1	38	4	2	.314
2016	Angels (DSL)	4-3	2.05	21	0	0	16	0	9	44	35	15	10	0	3	7	0	49	4	0	.215
2017	Angels (AZL)	1-0	1.99	19	0	0	9	0	3	22.2	23	9	5	1	0	6	0	35	2	0	.253
MINOR TOTALS		8-6	3.25	63	0	0	37	0	18	97	96	48	35	2	4	24	1	122	10	2	.256

MATT THAISS

INF

For information, see 2018 Angels Players Section.

JONAH TODD

OF

AGE: 22 **BORN:** Sept. 18, 1995 in Birmingham, AL
BATS & THROWS: Left
HIGH SCHOOL: Oak Grove HS (AL)
FULL NAME: Jonah David Todd

RESIDES: Mulga, AL **HT.:** 6-0 **WT.:** 185
ACQUIRED: Sixth round of 2017 First-Year Player Draft
COLLEGE: Auburn University (AL)
SIGNED BY: Chris McAlpin (Angels)

Year	Club	AVG	G	AB	R	H	2B	3B	HR	RBI	SH	SF	HBP	BB	IBB	SO	SB	CS	GDP	SLG	OBP	E
2017	Orem	.306	25	98	25	30	6	3	0	22	0	2	0	25	0	12	1	0	4	.429	.440	0
	Burlington	.257	44	175	20	45	7	0	0	17	4	0	2	17	0	40	0	4	4	.297	.330	1
MINOR TOTALS		.275	69	273	45	75	13	3	0	39	0	2	2	42	0	52	1	4	8	.344	.373	1



ORGANIZATIONAL PLAYERS



FRANKLIN TORRES

INF**AGE:** 21 **BORN:** Oct. 27, 1996 in Maracay, VZ**RESIDES:** Maracay, VZ**HT.:** 6-1 **WT.:** 170**BATS & THROWS:** Right**ACQUIRED:** Signed as international free agent July 27, 2013**HIGH SCHOOL:** —**COLLEGE:** —**FULL NAME:** Franklin Jesus (Lopez) Torres**SIGNED BY:** Carlos Ramirez, Mauro Zerpa and Lebi Ochoa (Angels)

Year	Club	AVG	G	AB	R	H	2B	3B	HR	RBI	SH	SF	HBP	BB	IBB	SO	SB	CS	GDP	SLG	OBP	E
2014	—Angels (AZL)	.254	32	114	12	29	1	2	0	11	0	1	0	17	0	27	3	3	5	.298	.348	16
2015	—Angels (AZL)	.279	39	147	24	41	6	2	0	13	2	1	3	13	0	23	11	1	3	.347	.348	8
	Orem	.179	8	28	2	5	0	0	0	3	0	0	2	4	0	9	2	1	1	.179	.324	4
2016	—Orem	.225	29	111	17	25	5	0	0	16	3	1	0	12	0	24	2	2	2	.270	.298	11
2017	—Orem	.292	66	271	47	79	20	1	5	47	2	5	1	21	0	34	4	0	16	.428	.339	15
MINOR TOTALS		.267	174	671	102	179	32	5	5	90	7	8	6	67	0	117	22	7	27	.352	.335	54

MITCHELL TRAVER

RHP**AGE:** 23 **BORN:** May 3, 1994 in Navasota, TX**RESIDES:** Navasota, TX**HT.:** 6-7 **WT.:** 255**BATS & THROWS:** Right**ACQUIRED:** 20th round of 2017 First-Year Player Draft**HIGH SCHOOL:** Houston Christian HS (TX)**COLLEGE:** Texas Christian University**FULL NAME:** Mitchell Riley Traver**SIGNED BY:** Rudy Vasquez (Angels)

Year	Club	W-L	ERA	G	GS	CG	GF	SHO	SV	IP	H	R	ER	HR	HB	BB	IBB	SO	WP	BK	BAA
2017	—Angels (AZL)	1-1	9.00	4	0	0	0	0	0	7	10	7	7	1	0	3	0	4	0	0	.370
	Orem	0-1	7.20	4	4	0	0	0	0	15	22	13	12	2	2	5	0	14	0	0	.349
MINOR TOTALS		1-2	7.77	8	4	0	0	0	0	22	32	20	19	3	2	8	0	18	0	0	.356

ALBERTO TRIUNFEL

OF**AGE:** 24 **BORN:** Feb. 1, 1994 in Santiago, DR**RESIDES:** Lacey Al Medio, DR**HT.:** 5-11 **WT.:** 160**BATS & THROWS:** Right**ACQUIRED:** Signed as minor league free agent, Apr. 10, 2017**HIGH SCHOOL:** —**COLLEGE:** —**FULL NAME:** Alberto DeJesus (Reyes) Triunfel**SIGNED BY:** Rodolfo Rosario (Rangers)

Year	Club	AVG	G	AB	R	H	2B	3B	HR	RBI	SH	SF	HBP	BB	IBB	SO	SB	CS	GDP	SLG	OBP	E
2011	—Rangers (DSL)	.257	43	148	28	38	8	1	0	20	5	2	7	11	0	21	8	2	4	.324	.333	4
2012	—Rangers (AZL)	.224	42	147	23	33	8	2	2	19	5	5	5	16	0	25	6	4	2	.347	.312	11
2013	—Spokane	.217	32	115	14	25	7	1	2	18	3	1	2	12	0	23	2	6	2	.348	.300	8
2014	—Myrtle Beach	.235	5	17	3	4	0	0	2	2	0	0	0	0	0	3	1	0	0	.588	.235	0
	Spokane	.255	13	47	7	12	3	0	1	10	0	2	0	2	0	6	1	1	0	.383	.275	4
2015	—Rangers 2 (DSL)	.444	7	18	3	8	4	0	0	2	0	0	0	3	0	1	3	0	1	.667	.524	3
	High Desert	.250	56	208	33	52	13	3	7	26	2	4	4	23	0	44	3	3	3	.442	.331	16
2016	—Frisco	.184	87	293	22	54	12	0	1	21	2	1	3	12	0	64	4	2	6	.235	.223	15
2017	—Mobile	.243	89	301	27	73	10	3	3	36	5	1	0	18	0	64	3	8	5	.326	.284	10
MINOR TOTALS		.231	374	1294	160	299	65	10	18	154	22	16	21	97	0	251	31	26	23	.338	.292	71

BO TUCKER

LHP**AGE:** 22 **BORN:** May 23, 1995 in Rome, GA**RESIDES:** Rome, GA**HT.:** 6-4 **WT.:** 210**BATS & THROWS:** Left**ACQUIRED:** 12th round of 2016 First-Year Player Draft**HIGH SCHOOL:** Rome HS (GA)**COLLEGE:** University of Georgia**FULL NAME:** Robert Samuel Tucker**SIGNED BY:** Todd Hogan (Angels)

Year	Club	W-L	ERA	G	GS	CG	GF	SHO	SV	IP	H	R	ER	HR	HB	BB	IBB	SO	WP	BK	BAA
2016	—Orem	3-3	5.17	17	0	0	3	0	0	31.1	36	25	18	2	1	12	0	29	1	0	.283
<i>INJURED — DID NOT PLAY</i>																					

RAIDER UCETA

OF**AGE:** 17 **BORN:** Jan. 29, 2001 in Santo Domingo, DR**RESIDES:** Santo Domingo, DR**HT.:** 6-0 **WT.:** 215**BATS & THROWS:** Left**ACQUIRED:** Signed as international free agent, July 2, 2017**HIGH SCHOOL:** —**COLLEGE:** —**FULL NAME:** Raider Wesly Uceta**SIGNED BY:** Alfredo Ulloa (Angels)

Year	Club	AVG	G	AB	R	H	2B	3B	HR	RBI	SH	SF	HBP	BB	IBB	SO	SB	CS	GDP	SLG	OBP	E
<i>Will make professional debut in 2018.</i>																						

MINOR LEAGUE

ORGANIZATIONAL PLAYERS



RILEY UNROE

INF

AGE: 22 BORN: Aug. 3, 1995 in New Orleans, LA

RESIDES: Mesa, AZ

HT.: 5-11 WT.: 180

BATS: Switch THROWS: Right

ACQUIRED: From Tampa Bay in Rule 5 Draft, Dec. 14, 2017

HIGH SCHOOL: Desert Ridge HS (AZ)

COLLEGE: —

SIGNED BY: Jayson Durocher (Rays)

Year	Club	AVG	G	AB	R	H	2B	3B	HR	RBI	SH	SF	HBP	BB	IBB	SO	SB	CS	GDP	SLG	OBP	E
2013	—Rays (GCL)	.246	46	167	34	41	7	3	1	15	0	0	2	33	0	43	7	2	1	.341	.376	8
2014	—Princeton	.226	61	243	32	55	11	2	3	19	0	1	3	29	0	47	7	5	4	.325	.315	10
2015	—Bowling Green	.255	116	439	45	112	13	2	4	35	5	4	2	51	0	99	13	9	3	.321	.333	11
2016	—Charlotte	.220	105	369	42	81	12	3	4	31	8	5	4	47	0	91	18	9	3	.301	.311	11
2017	—Montgomery	.224	75	245	33	55	10	3	2	30	7	3	2	41	0	69	6	5	0	.314	.337	8
	Charlotte	.141	20	71	8	10	3	1	1	2	2	0	1	7	0	25	3	0	1	.254	.228	3
MINOR TOTALS		.231	423	1534	194	354	56	14	15	132	22	13	14	208	0	374	54	31	12	.315	.326	51

DYLAN UNSWORTH

RHP

AGE: 25 BORN: Sept. 23, 1992 in Durban, South Africa

RESIDES: Cape Town, South Africa

HT.: 6-1 WT.: 190

BATS & THROWS: Right

ACQUIRED: Signed as minor league free agent, Jan. 16, 2018

HIGH SCHOOL: Milnerton HS (South Africa)

COLLEGE: —

SIGNED BY: Wayne Norton and Phillip Biersteker (Mariners)

Year	Club	W-L	ERA	G	GS	CG	GF	SHO	SV	IP	H	R	ER	HR	HB	BB	IBB	SO	WP	BK	BAA
2010	—Mariners (AZL)	2-5	3.93	11	10	0	1	0	0	50.1	71	27	22	1	1	1	0	44	2	0	.340
2011	—Pulaski	6-5	5.16	12	12	0	0	0	0	61	73	37	35	7	1	10	0	46	0	1	.294
2012	—Everett	7-2	3.90	14	14	0	0	0	0	85.1	76	40	37	9	5	19	0	67	0	3	.235
2013	—Clinton	4-1	2.32	11	11	1	0	0	0	66	58	18	17	2	0	2	0	46	1	0	.237
	Mariners (AZL)	0-0	4.50	3	3	0	0	0	0	6	4	3	3	1	1	0	0	10	0	0	.190
2014	—High Desert	6-9	5.88	26	26	0	0	0	0	119.1	153	87	78	17	6	19	0	119	3	1	.309
2015	—Jackson	4-7	4.34	13	13	0	0	0	0	66.1	78	39	32	6	2	13	0	51	2	1	.299
	Bakersfield	1-3	3.32	11	5	0	2	0	0	40.2	40	19	15	4	1	4	0	44	1	0	.256
2016	—Jackson	3-1	1.16	9	9	1	0	1	0	46.2	42	9	6	2	2	7	0	35	0	0	.241
2017	—Tacoma	0-1	3.12	2	2	0	0	0	0	8.2	10	3	3	0	1	2	0	4	0	0	.323
	Arkansas	9-8	3.31	20	20	1	0	0	0	119.2	112	49	44	9	8	20	0	86	1	2	.240
MINOR TOTALS		42-42	3.92	132	125	3	3	1	0	670	717	331	292	58	28	97	0	552	10	8	.273

RYAN VEGA

OF

AGE: 21 BORN: Sept. 17, 1996 in Manati, Puerto Rico

RESIDES: Manati, Puerto Rico

HT.: 6-2 WT.: 180

BATS & THROWS: Right

ACQUIRED: 14th round of 2015 First-Year Player Draft

HIGH SCHOOL: Carlos Beltran Baseball Academy (PR)

COLLEGE: El Paso CC (TX)

FULL NAME: Ryan Jose Vega

SIGNED BY: Rudy Vasquez (Angels)

Year	Club	AVG	G	AB	R	H	2B	3B	HR	RBI	SH	SF	HBP	BB	IBB	SO	SB	CS	GDP	SLG	OBP	E
2015	—Angels (AZL)	.188	28	96	11	18	4	0	0	5	0	1	3	7	0	17	4	0	3	.229	.262	3
2016	—Angels (AZL)	.413	21	80	19	33	5	2	2	22	0	1	3	4	0	12	5	0	1	.600	.455	0
	Orem	.191	12	47	4	9	2	0	2	7	0	0	5	0	10	0	5	2	.362	.269	0	
2017	—Orem	.313	64	268	55	84	12	3	5	58	0	6	6	37	3	52	6	5	7	.437	.401	8
MINOR TOTALS		.293	125	491	89	144	23	5	9	92	0	8	12	53	3	91	15	5	13	.415	.371	11

JOSE VERRIER

OF

AGE: 20 BORN: Dec. 2, 1997 in Matanzas, Cuba

RESIDES: Cartagena, Colombia

HT.: 6-1 WT.: 180

BATS & THROWS: Right

ACQUIRED: Signed as international free agent, June 14, 2017

HIGH SCHOOL: —

COLLEGE: —

FULL NAME: Jose Antonio Verrier

SIGNED BY: Rudy Vasquez (Angels)

Year	Club	AVG	G	AB	R	H	2B	3B	HR	RBI	SH	SF	HBP	BB	IBB	SO	SB	CS	GDP	SLG	OBP	E
Will make professional debut in 2018.																						

ANDREW VINSON

RHP

AGE: 24 BORN: Nov. 12, 1993 in Lewisville, TX

RESIDES: Flower Mound, TX

HT.: 5-10 WT.: 160

BATS: Left THROWS: Right

ACQUIRED: 10th round of 2016 First-Year Player Draft

HIGH SCHOOL: Flower Mound HS (TX)

COLLEGE: Texas A&M University

FULL NAME: Andrew Elliott Vinson

SIGNED BY: Rudy Vasquez (Angels)

Year	Club	W-L	ERA	G	GS	CG	GF	SHO	SV	IP	H	R	ER	HR	HB	BB	IBB	SO	WP	BK	BAA
2016	—Orem	4-1	3.68	13	0	0	9	0	2	22	26	9	9	1	0	4	1	20	2	0	.292
	Burlington	0-3	3.60	9	0	0	5	0	0	15	12	9	6	1	0	3	0	9	0	0	.214
2017	—Burlington	9-11	4.58	25	25	0	0	0	0	114	128	70	58	9	1	32	0	92	10	2	.284
MINOR TOTALS		13-15	4.35	47	25	0	14	0	2	151	166	88	73	11	1	39	1	121	12	2	.279

COLIN WALSH

INF

For information, see 2018 Angels Players Section.



ORGANIZATIONAL PLAYERS



JARED WALSH

AGE: 24 BORN: July 7, 1993 in Milwaukee, WI

BATS & THROWS: Left

HIGH SCHOOL: Peachtree Ridge HS (GA)

FULL NAME: Jared Jones Walsh

Year	Club	AVG	G	AB	R	H	2B	3B	HR	RBI	SH	SF	HBP	BB	IBB	SO	SB	CS	GDP	SLG	OBP	E
2015—	Angels (AZL)	.339	30	109	19	37	12	4	2	28	1	3	2	11	1	17	0	0	2	.578	.400	1
	Orem	.182	3	11	1	2	0	0	0	1	0	1	0	1	0	2	0	0	0	.182	.231	1
2016—	Burlington	.290	109	393	55	114	30	1	7	36	3	1	2	31	0	81	2	0	8	.425	.344	10
2017—	Inland Empire	.331	70	275	43	91	29	1	8	52	0	1	4	26	0	72	1	0	6	.531	.395	7
	Mobile	.232	20	69	7	16	3	0	3	9	1	0	1	3	0	29	1	0	0	.406	.274	2
MINOR TOTALS		.303	232	857	125	260	74	6	20	126	5	6	9	72	1	201	4	0	16	.474	.361	21

TYLER WALSH

AGE: 22 BORN: Apr. 11, 1995 in Albany, NY

BATS & THROWS: Right

HIGH SCHOOL: Mater Dei HS (IN)

FULL NAME: Tyler Anthony Walsh

Year	Club	W-L	ERA	G	GS	CG	GF	SHO	SV	IP	H	R	ER	HR	HB	BB	IBB	SO	WP	BK	BAA
2017—	Angels (AZL)	0-0	1.93	6	0	0	0	0	0	9.1	4	2	2	0	1	5	0	8	0	0	.138

TAYLOR WARD

For information, see 2018 Angels Players Section.

TYLER WARMOTH

AGE: 25 BORN: June 4, 1992 in Orlando, FL

BATS: Switch THROWS: Right

HIGH SCHOOL: Lake Brantley HS (FL)

FULL NAME: Tyler Brooks Warmoth

Year	Club	W-L	ERA	G	GS	CG	GF	SHO	SV	IP	H	R	ER	HR	HB	BB	IBB	SO	WP	BK	BAA
2016—	Angels (AZL)	0-0	0.00	3	0	0	3	0	2	6	4	0	0	0	0	0	0	6	1	0	.190
	Inland Empire	0-0	3.00	2	0	0	1	0	0	3	3	1	1	0	0	1	0	4	1	0	.250
	Orem	1-0	1.00	15	0	0	6	0	3	27	17	4	3	0	0	11	0	31	3	0	.185
2017—	Inland Empire	1-1	1.08	4	0	0	1	0	0	8.1	6	1	1	0	3	2	0	11	0	0	.207
	Salt Lake	0-0	0.00	1	0	0	0	0	0	2.2	0	0	0	0	0	1	0	2	0	0	.000
	Mobile	1-2	3.44	33	1	0	11	0	1	49.2	46	22	19	6	1	18	1	49	5	0	.240
MINOR TOTALS		3-3	2.23	58	1	0	22	0	6	96.2	76	28	24	6	4	33	1	103	10	0	.215

WADE WASS

AGE: 26 BORN: Sept. 23, 1991 in Pensacola, FL

BATS & THROWS: Right

HIGH SCHOOL: Pensacola Catholic HS (GA)

FULL NAME: Wade Thomas Wass

Year	Club	AVG	G	AB	R	H	2B	3B	HR	RBI	SH	SF	HBP	BB	IBB	SO	SB	CS	GDP	SLG	OBP	E
2014—	Orem	.341	39	132	21	45	14	0	7	20	0	2	10	21	0	42	0	0	1	.461	.606	6
2015—	Burlington	.257	79	269	32	69	18	2	7	37	1	2	8	39	1	82	1	1	7	.365	.416	15
	Inland Empire	.289	13	38	8	11	3	0	4	6	0	0	0	2	0	8	0	0	2	.325	.684	0
2016—	Arkansas	.189	41	127	13	24	2	1	1	13	1	3	3	19	0	49	4	2	1	.244	.303	1
	Inland Empire	.259	53	193	25	50	15	1	8	32	0	1	8	22	1	71	2	1	6	.472	.357	5
2017—	Mobile	.257	59	191	36	49	8	1	11	24	1	1	10	23	0	69	9	4	3	.482	.364	3
MINOR TOTALS		.261	284	950	135	148	60	5	38	132	3	9	39	126	2	321	16	8	20	.455	.367	30

BO WAY

AGE: 26 BORN: Nov. 17, 1991 in Brunswick, GA

BATS & THROWS: Left

HIGH SCHOOL: Glynn Academy (GA)

FULL NAME: James Edward Way

Year	Club	AVG	G	AB	R	H	2B	3B	HR	RBI	SH	SF	HBP	BB	IBB	SO	SB	CS	GDP	SLG	OBP	E
2014—	Orem	.354	32	130	29	46	12	4	2	27	6	1	2	8	0	13	7	5	3	.554	.397	4
	Burlington	.339	29	115	21	39	4	2	2	10	1	0	4	13	0	16	6	4	3	.461	.424	0
2015—	Inland Empire	.277	135	520	80	144	25	9	2	52	10	3	10	49	0	90	27	19	8	.371	.349	4
2016—	Arkansas	.261	130	425	41	111	11	4	2	36	8	1	6	31	2	87	21	14	7	.320	.320	4
2017—	Mobile	.221	67	213	25	47	6	3	1	20	7	3	4	20	1	35	12	6	4	.291	.296	1
	Salt Lake	.298	42	151	20	45	4	0	0	20	6	1	1	8	0	29	9	8	2	.325	.335	2
MINOR TOTALS		.278	435	1554	216	432	62	22	9	165	38	9	27	129	3	270	82	56	27	.364	.342	15

ORGANIZATIONAL PLAYERS



HARRISON WENSON

AGE: 22 BORN: Apr. 21, 1995 in Farmington Hills, MI

RESIDES: Farmington Hills, MI

HT.: 6-3

WT.: 235

BATS & THROWS: Right

ACQUIRED: 24th round of 2017 First-Year Player Draft

HIGH SCHOOL: University of Detroit Jesuit HS (MI)

COLLEGE: University of Michigan

FULL NAME: Harrison Paul Wenson

SIGNED BY: Drew Dominguez (Angels)

Year	Club	AVG	G	AB	R	H	2B	3B	HR	RBI	SH	SF	HBP	BB	IBB	SO	SB	CS	GDP	SLG	OBP	E
2017—	Orem	.286	36	133	34	38	8	0	13	48	0	3	6	25	1	38	0	0	1	.639	.413	9
	Angels (AZL)	.200	2	5	1	1	0	0	0	1	0	1	1	1	0	0	0	0	0	.200	.375	1
MINOR TOTALS		.283	38	138	35	39	8	0	13	49	0	4	7	26	1	38	0	0	1	.623	.411	10

JONAH WESELY

AGE: 23 BORN: Dec. 8, 1994 in Tracy, CA

RESIDES: Tracy, CA

HT.: 6-1

WT.: 210

BATS & THROWS: Left

ACQUIRED: 11th round of 2013 First-Year Player Draft

HIGH SCHOOL: Tracy HS (CA)

COLLEGE: —

FULL NAME: Jonah Alexander Wesely

SIGNED BY: Scott Richardson (Angels)

Year	Club	W-L	ERA	G	GS	CG	GF	SHO	SV	IP	H	R	ER	HR	HB	BB	IBB	SO	WP	BK	BAA	
2013—	Angels (AZL)	0-0	0.00	1	1	0	0	0	0	1	1	0	0	0	0	1	0	0	0	0	0	.250
2014—	Orem	0-0	4.08	16	2	0	7	0	2	35.1	29	19	16	3	3	18	0	38	6	0	.218	
2015—	Burlington	4-2	2.97	22	0	0	8	0	0	30.1	23	16	10	1	3	13	0	43	5	0	.205	
2016—	Orem	0-2	6.62	12	5	0	1	0	0	17.2	22	13	13	2	0	8	0	31	3	0	.301	
2017—	Burlington	1-1	4.32	23	0	0	3	0	2	41.2	32	21	20	0	4	24	1	49	4	0	.215	
	Inland Empire	1-0	4.05	12	0	0	2	0	0	20	27	9	9	1	2	5	0	28	2	0	.321	
MINOR TOTALS		6-5	4.19	86	8	0	21	0	4	146	134	78	68	7	12	69	1	189	20	0	.241	

DOUG WILLEY

AGE: 26 BORN: Jan. 27, 1992 in Shelburne, NH

RESIDES: Shelburne, NH

HT.: 6-2

WT.: 220

BATS & THROWS: Right

ACQUIRED: 32nd round of 2016 First-Year Player Draft

HIGH SCHOOL: Gorham HS (NH)

COLLEGE: University of Arkansas

FULL NAME: Douglas Richard Willey

SIGNED BY: Drew Chadd (Angels)

Year	Club	W-L	ERA	G	GS	CG	GF	SHO	SV	IP	H	R	ER	HR	HB	BB	IBB	SO	WP	BK	BAA	
2016—	Orem	1-1	6.53	17	0	0	7	0	2	30.1	40	24	22	1	4	6	0	20	1	0	.308	
2017—	<i>INJURED — DID NOT PLAY</i>																					

CAM WILLIAMS

AGE: 21 BORN: Jan. 16, 1997 in Victoria, TX

RESIDES: Victoria, TX

HT.: 5-11

WT.: 185

BATS & THROWS: Right

ACQUIRED: 25th round of 2016 First-Year Player Draft

HIGH SCHOOL: Calhoun HS (TX)

COLLEGE: Howard College (TX)

FULL NAME: Cameron Drake Williams

SIGNED BY: Rudy Vasquez (Angels)

Year	Club	AVG	G	AB	R	H	2B	3B	HR	RBI	SH	SF	HBP	BB	IBB	SO	SB	CS	GDP	SLG	OBP	E
2016—	Angels (AZL)	.235	23	68	15	16	3	1	0	10	1	1	1	12	0	26	9	2	0	.309	.354	2
2017—	Orem	.292	8	24	10	7	1	0	1	5	0	1	1	6	0	9	1	1	0	.458	.438	2
MINOR TOTALS		.250	31	92	25	23	4	1	1	15	1	2	2	18	0	35	10	3	0	.348	.377	4

KEVIN WILLIAMS

AGE: 21 BORN: June 17, 1996 in Miami, FL

RESIDES: Homewood, AL

HT.: 6-0

WT.: 190

BATS & THROWS: Right

ACQUIRED: 13th round of 2017 First-Year Player Draft

HIGH SCHOOL: American Senior HS (FL)

COLLEGE: Samford University (AL)

FULL NAME: Kevin Ray Williams

SIGNED BY: Chris McAlpin (Angels)

Year	Club	AVG	G	AB	R	H	2B	3B	HR	RBI	SH	SF	HBP	BB	IBB	SO	SB	CS	GDP	SLG	OBP	E
2017—	Orem	.322	15	59	15	19	3	0	4	8	1	0	1	5	0	16	1	0	1	.576	.385	2

NONIE WILLIAMS

AGE: 19 BORN: May 22, 1998 in Kansas City, KS

RESIDES: Kansas City, KS

HT.: 6-2

WT.: 200

BATS: Switch THROWS: Right

ACQUIRED: Third round of 2016 First-Year Player Draft

HIGH SCHOOL: Turner HS (KS)

COLLEGE: —

FULL NAME: Nolan Williams

SIGNED BY: Drew Chadd (Angels)

Year	Club	AVG	G	AB	R	H	2B	3B	HR	RBI	SH	SF	HBP	BB	IBB	SO	SB	CS	GDP	SLG	OBP	E
2016—	Angels (AZL)	.244	38	156	23	38	4	1	0	11	0	0	0	8	0	40	8	3	1	.282	.280	19
2017—	Angels (AZL)	.220	43	168	22	37	3	2	1	15	0	1	2	14	0	53	11	3	4	.280	.286	10
MINOR TOTALS		.231	81	324	45	75	7	3	1	26	0	1	2	22	0	93	19	6	5	.281	.284	29

MINOR LEAGUE



ORGANIZATIONAL PLAYERS



JAKE YACINICH

AGE: 25 BORN: Mar. 2, 1993 in Des Moines, IA

BATS & THROWS: Right

HIGH SCHOOL: Dowling Catholic HS (IA)

FULL NAME: Jacob Andrew Yacinich

Year	Club	AVG	G	AB	R	H	2B	3B	HR
2014—Orem		.176	6	17	5	3	1	0	0
2015—Burlington		.268	82	328	49	88	8	4	2
	Inland Empire	.259	10	27	5	7	3	0	0
2016—Burlington		.241	51	199	21	48	7	0	4
2017—Inland Empire		.264	92	326	43	86	10	6	5
	Salt Lake	.250	6	20	3	5	0	0	0
MINOR TOTALS		.258	247	917	126	237	29	10	11

RESIDES: Des Moines, IA

ACQUIRED: Eighth round of 2014 First-Year Player Draft

COLLEGE: University of Iowa

SIGNED BY: Joel Murrie (Angels)

RBI	SH	SF	HBP	BB	IBB	SO	SB	CS	GDP	SLG	OBP	E
2	0	0	1	4	0	6	1	0	1	.235	.364	7
26	5	1	2	19	0	55	6	3	8	.335	.311	17
3	1	0	0	1	0	6	1	0	1	.370	.286	0
27	2	0	3	8	0	34	5	2	2	.337	.281	11
31	5	2	5	21	1	90	13	5	6	.377	.316	16
3	1	0	0	1	0	2	0	1	0	.250	.286	0
92	14	3	11	54	1	193	26	11	18	.348	.307	51

INF

HECTOR YAN

AGE: 18 BORN: Apr. 26, 1999 in La Romana, DR

BATS & THROWS: Left

HIGH SCHOOL: —

FULL NAME: Hector M. Yan

Year	Club	W-L	ERA	G	GS	CG	GF	SHO	SV
2016—Angels (DSL)		2-0	0.89	7	7	0	0	0	0
2017—Angels (AZL)		0-1	4.96	10	5	0	1	0	1
MINOR TOTALS		2-1	2.31	17	12	0	1	0	1

RESIDES: La Romana, DR

ACQUIRED: Signed as international free agent, Aug. 20, 2015

COLLEGE: —

SIGNED BY: Alfredo Ulloa (Angels)

IP	H	R	ER	HR	HB	BB	IBB	SO	WP	BK	BAA
30.1	23	5	3	0	3	15	0	33	4	0	.217
16.1	10	10	9	0	5	11	0	21	2	1	.179
46.2	33	15	12	0	8	26	0	54	6	1	.204

LHP

ERIC YOUNG JR.

For information, see 2018 Angels Players Section.

JACKSON ZARUBIN

AGE: 25 BORN: Jan. 8, 1993 in Pleasanton, CA

BATS & THROWS: Right

HIGH SCHOOL: Foothill HS (Pleasanton, CA)

FULL NAME: Jackson Zarubin

Year	Club	W-L	ERA	G	GS	CG	GF	SHO	SV
2016—Angels (AZL)		2-4	5.96	20	0	0	13	0	1
	Orem	0-0	40.50	2	1	0	0	0	0
2017—Burlington		6-1	2.07	32	0	0	17	0	2
	Mobile	1-0	0.00	1	0	0	0	0	0
MINOR TOTALS		9-5	3.16	55	1	0	30	0	3

RESIDES: Pleasanton, CA

ACQUIRED: Signed as non-drafted free agent, June 24, 2016

COLLEGE: Sonoma State University

SIGNED BY: Brian Tripp (Angels)

IP	H	R	ER	HR	HB	BB	IBB	SO	WP	BK	BAA
25.2	27	17	12	3	2	3	0	33	3	0	.265
1.1	7	6	6	0	1	1	0	1	3	0	.636
61	63	22	14	2	7	16	0	54	5	0	.270
3	1	0	0	0	1	2	0	2	1	0	.125
91	98	45	32	5	11	22	0	90	10	0	.277

RHP

JAMES ZIEMBA

AGE: 23 BORN: Aug. 10, 1994 in New Brunswick, NJ

BATS: Right THROWS: Left

HIGH SCHOOL: St. Joseph's HS (NJ)

FULL NAME: James John Ziemba

Year	Club	W-L	ERA	G	GS	CG	GF	SHO	SV
2017—Orem		5-0	1.99	20	1	0	7	0	1

RESIDES: Hillsborough, NJ

ACQUIRED: 22nd round of 2017 First-Year Player Draft

COLLEGE: Duke University

SIGNED BY: Nick Gorneault (Angels)

IP	H	R	ER	HR	HB	BB	IBB	SO	WP	BK	BAA
31.2	26	8	7	1	1	13	0	35	2	0	.224

LHP

JORDAN ZIMMERMAN

AGE: 23 BORN: Nov. 21, 1994 in Chandler, AZ

BATS & THROWS: Right

HIGH SCHOOL: Red Mountain HS (AZ)

FULL NAME: Jordan Paul Zimmerman

Year	Club	AVG	G	AB	R	H	2B	3B	HR
2016—Orem		.422	19	83	22	35	4	1	4
	Burlington	.154	37	130	15	20	5	1	0
2017—Burlington		.270	85	326	43	88	13	6	5
	Inland Empire	.293	42	184	30	54	16	1	4
MINOR TOTALS		.272	183	723	110	197	38	9	13

RESIDES: Mesa, AZ

ACQUIRED: Seventh round of 2016 First-Year Player Draft

COLLEGE: Michigan State University

SIGNED BY: Joel Murrie (Angels)

RBI	SH	SF	HBP	BB	IBB	SO	SB	CS	GDP	SLG	OBP	E
22	0	0	3	6	0	12	4	1	0	.639	.478	0
13	0	3	2	13	0	34	0	3	4	.208	.236	2
43	2	3	1	27	1	79	8	4	5	.393	.325	8
28	1	1	2	10	0	41	1	0	2	.457	.335	3
106	3	7	8	56	1	166	13	8	11	.404	.329	13

INF

MINOR LEAGUE



IT'S ALL ME.

WINNING FEELS GREAT WHEN YOU CAN ENJOY
IT WITH A CLEAR CONSCIENCE. THAT'S WHY I
COMPETE WITHOUT THE USE OF APPEARANCE AND
PERFORMANCE ENHANCING SUBSTANCES. NOT ONLY DO
THEY RUIN PLAYERS' BODIES, THEY RUIN THE GAME.

IF YOU WANT TO BE LIKE ME AND LIVE AND COMPETE
APPEARANCE AND PERFORMANCE ENHANCING
SUBSTANCE FREE, GO TO ALLMELEAGUE.COM TO
TAKE THE PLEDGE AND JOIN THE ALL ME LEAGUE.

MATT SHOEMAKER
LOS ANGELES ANGELS



TAYLOR HOOTON FOUNDATION

ALL ME LEAGUE

ALLMELEAGUE.COM



PHOTO: SEAN M. HAFFEY/GETTY IMAGES

The All Me League was created by the Taylor Hooton Foundation, a 501(c)3 Non-Profit Organization, to raise awareness about the dangers of Appearance and Performance Enhancing Substances. To learn more about the Taylor Hooton Foundation and the All Me League, visit taylorhooton.org and allmeleague.com

2017 IN REVIEW



On June 3, 2017, Albert Pujols became the ninth player in Major League history to hit 600 career home runs



2017 REVIEW



BOTTOM ROW (L-R): Cristian Barron, Vince Willet, Jim Greer, T.J. Jara, Geoff Bennett, Hector Vazquez, Shane Demmitt, Kris Constanti, Tim Peters, Angel Miranda, Andrew Jimenez

SECOND ROW (L-R): Rick Smith, Anel de los Santos, Tom Gregorio, Steve Soliz, Alfredo Griffin, Ron Roenicke, Mike Scioscia, Dino Ebel, Dave Hansen, Charles Nagy, Scott Radinsky, Paul Sorrento, Mike Ashman

THIRD ROW (L-R): Dr. Craig Milhouse, Dr. Brian Schulz, Sean Johnson, Bernard Li, Bud Norris, Eric Young Jr., Kole Calhoun, Ben Revere, Luis Valbuena, Jose Alvarez, Cliff Pennington, Keynan Middleton, Brian "Bubba" Harkins, Diego Lopez, Tom Taylor, Dr. Steve Yoon, Adam Nevala, Dr. Ronald Kvitne

FOURTH ROW (L-R): Yoichi Terada, Lee Fiocchi, Ricky Nolasco, Juan Graterol, Martin Maldonado, Andrelton Simmons, Albert Pujols, Mike Trout, Matt Shoemaker, Cameron Maybin, Yusemeiro Petit, Cam Bedrosian, Eric Munson, Keith Tarter

FIFTH ROW (L-R): Alex Meyer, Blake Parker, Jesse Chavez, Kaleb Cowart, C.J. Cron, Parker Bridwell, Tyler Skaggs, Troy Scribner, Andrew Heaney, Blake Wood

ANGELS OVERALL The 2017 Angels completed their 57th MLB campaign (52nd in Anaheim) with an 80-82 mark, in second place in the A.L. West (-21.0)...LAA finished under .500 in consecutive full seasons for first time since 1992-93 and a sub .500 record for just fourth time in last 14 seasons...Club was not eliminated from playoff contention until Game #158 (finished 5.0 games back of Wild Card)...LAA has been held to one playoff appearance in last eight seasons (2014)...Angels dropped 11 of 15 and 16 of final 24 games to fall out of race...Club went 11-17 in September after an 18-10 August...Halos went 45-47 in first half and 35-35 after the break...LAA was 39-37 against A.L. West, 11-23 vs. A.L. Central, 19-13 vs. A.L. East and 11-9 against National League opponents...Halos posted two winning months in April (14-13) & August (18-10) and finished 20-24-8 in overall series play.

LIVING DANGEROUSLY Angels' 47 comeback wins led MLB (also tied Club record set in 2009)...Halos also set a Club record with 10 comeback victories when trailing by four or more runs (most in MLB)...LAA had 28 one-run wins and 10 wins when trailing after seven frames...LAA's most thrilling win arguably came in the second week of the season, when rallying for seven runs in the bottom of the ninth to stun the Mariners, 10-9, and complete a three-game home sweep.

SEEING RED Angels reached the three million mark in home attendance (3,019,585) for the 15th consecutive season, an active streak matched only by the New York Yankees (19 consecutive seasons).

ALL HANDS ON DECK Halos used a Club-record 55 players in 2017 (31 pitchers), passing previous mark of 54 in 2014...31 pitchers used also tied the Club mark in 2014...13 different pitchers made starts for the Club...Total of 253 transactions were made for the 40-man roster, most in team history.

SHELVED Just like 2016, the Halo pitching staff was riddled with injuries during 2017...By May 24, nine Halo hurlers were on the disabled list, including four of the five projected in starting rotation (**Richards, Skaggs, Heaney & Tropeano**)...When **Mike Trout** was placed on the DL in May, he was already the 12th Halo "regular" sidelined.

MR. 1000 On Opening Day, **Ben Revere** became the 1,000th different player in Angels history with his pinch-hit appearance in the 9th inning...Angels entered 2017 having used 995 different players in franchise history.

PITCHING POINTS Despite several injuries to the starting rotation and bullpen staff, the Halos' pitching staff ranked sixth in A.L. in ERA (4.20), fourth in shutouts (10), seventh in strikeouts (1,313), third in fewest walks surrendered (470), fifth in stolen hits allowed (1,373), seventh in innings pitched (1,440.2), second in relief appearances (543), fourth in saves (43) and sixth in batting average against (.251).

REMARKABLE ROOKIE **Parker Bridwell**, acquired Apr. 17, 2016 for PTBNL or cash from Baltimore, led A.L. rookies with 10 wins...Halos went 17-3 in his starts (18-3 overall)...Became first rookie with a team record in starts of 17-3 in a season since Ted Wilks (18-3) for the 1944 St. Louis Cardinals (STATS LLC)...Did not allow an opposing baserunner to steal a base all season...Yielded two-or-fewer earned runs in 14 of 21 appearances overall.

NICK ADENHART AWARD The Nick Adenhardt Award, annually voted on by Angels players, goes to the top pitching performer for the season...2017 recipient was **Yusemeiro Petit**, just the second Halo reliever to win the award (Huston Street in 2015)...Petit finished 5-2 with four saves, 14 holds and a 2.89 ERA in 87.1 IP (led all MLB relievers).

2017 REVIEW



2017 REVIEW



SOMETHING'S FISHY

Despite being placed on the DL for the first time in his career (missed 39 games), **Mike Trout** posted significant numbers in 2017...Some notes on the six-time All-Star...

- Led American League in on-base pct. (.442) and slugging pct. (.630), breaking his own club records in each category... Reached base safely in 103 of his 114 games...He also established new career bests in home run rate, walk rate, and strikeout rate, and for first time, walked more often than struck out for season.
- With 33 home runs, joined Alex Rodriguez, Jimmie Foxx, Jose Canseco and Joe DiMaggio as the only players in A.L. history to hit 30 home runs 4+ times before their age-26 season.
- Logged second 30 HR/20 SB season of career...One of five players all-time with two 30 HR/20 SB campaigns prior to age-26 season: Alex Rodriguez, Andruw Jones, Mike Schmidt, Bobby Bonds and Willie Mays.
- Only eighth player in Major League history with 200 home runs before age-26 season: Alex Rodriguez (241), Eddie Mathews (222), Jimmie Foxx (222), Mel Ott (211), Mickey Mantle (207), Frank Robinson (202) and Albert Pujols (201).
- 692 career runs rank sixth all-time by a player prior to their age-26 season: Mel Ott (799), Mickey Mantle (763), Alex Rodriguez (760), Ty Cobb (738) and Jimmie Foxx (737).
- One of two players all-time to log four seasons of 25 home run and 20 stolen bases prior to age-26 season - Darryl Strawberry is the other.
- Passed Eddie Mathews (561) for sole possession of fourth for walks by a player prior to their age-26 season: Mickey Mantle (670), Mel Ott (622), Eddie Yost (620)...61 career intentional free passes are third most by an A.L. player before their age-26 season: Ken Griffey Jr. (106) and John Olerud (71).
- Through six full seasons, Trout has ascended up several of the Club's all-time rankings: average; .306 (3rd), runs; 692 (5th), total bases; 1,923 (6th), extra-base hits; 441 (4th), triples; 40 (4th), home runs; 201 (4th), walks; 571 (4th), stolen bases; 165 (5th), on-base pct.; .410 (1st), slugging pct.; .566 (1st) and on-base + slugging; .976 (1st).

ALL-STAR REGULAR Trout is the sixth A.L. player to start at least four All-Star Games before turning 25, joining Hall of Famers Ken Griffey Jr. (5), Joe DiMaggio (4), Mickey Mantle (4), Al Kaline (4) and Ivan Rodriguez (4).

TROUT AT WAR Trout's 6.7 WAR ranked fifth among A.L. position players just falling short of 7.4 he needed to surpass Ty Cobb as the most valuable 25-year-old player of all time... Trout surpassed 30 Hall of Famers in career WAR over the course of the 2017 season after surpassing 32 Hall of Famers in career WAR in 2016 (source - For The Win)...Notable Hall of Famers Trout passed in career WAR in 2017: Mickey Cochrane, Tony Perez, Willie Keeler, Kirby Puckett, Bobby Doerr, Nellie Fox, Sandy Koufax, Bob Lemon, Ralph Kiner, Larry Doby, Tony Lazzeri, Orlando Cepeda.

TROUT JOINS ELITE CLUB (ESPN Stats & Info)

1,000 hits & 200 HR by Age 25-season

- 2017 Mike Trout 1,040 hits/201 HR
- 2001 Alex Rodriguez 1,167 hits/241 HR
- 1957 Mickey Mantle 1,080 hits/207 HR
- 1934 Mel Ott 1,249 hits/211 HR
- 1933 Jimmie Foxx 1,127 hits/222 HR

ANGELS AT A GLANCE

Final record	80-82
Home record	43-38
Road record	37-44
Pre-ASB record	45-47
Post-ASB record	35-35
Last 5 games	2-3
Last 10 games	4-6
Number of Days...	
In First place	7
In Second place	121
In Third place	47
In Fourth place	13
In Fifth place	0

WHEN ANGELS...

Score First	49-27
Score Second or Shutout	31-55
Score 3 runs or fewer	15-59
Score 4 runs or more	65-23
Allow 3 runs or fewer	52-18
Allow 4 runs or more	28-64
Lead after 6 innings	52-11
Trail after 6 innings	15-60
Tied after 6 innings	13-11
Lead after 7 innings	60-9
Trail after 7 innings	10-62
Tied after 7 innings	10-11
Lead after 8 innings	69-3
Trail after 8 innings	5-71
Tied after 8 innings	6-8
Extra innings	8-7
Comeback wins/losses	47-38
Win/lose in final at-bat	20-16
Walk-off wins/losses	7-6
Vs. LHSP	24-24
Vs. RHSP	56-58
Out-hit opponent	49-13
Out-hit by opponent	20-61
Opponent has equal hits	11-8
Collect 10-or-more hits	38-15
Allow 10-or-more hits	17-40
Hit a home run	67-44
Allow a home run	56-74
Commit an error	27-34
No errors	53-48

MONTHLY RECORDS

Mar./Apr.	14-13 (11-13 in '16)
May	14-15 (13-15 in '16)
June	14-14 (8-19 in '16)
July	9-13 (15-11in '16)
Aug.	18-10 (12-16 in '16)
Sept.	11-17 (15-14 in '16)

2017 SERIES RECORD

20-24-8

2017 REVIEW



2017 REVIEW



PITCHING COMPARISON

with A.L. Ranking

	2016	2017
ERA	4.28 (12th)	4.20 (6th)
BAA	.269 (14th)	.251 (6th)
WHIP	1.39 (14th)	1.28 (6th)
ERA - SP	4.60 (11th)	4.38 (6th)
ERA - RP	3.77 (9th)	3.92 (5th)
BB	471 (11th)	483 (3rd)
SO	991 (15th)	1,312 (7th)

OFFENSIVE COMPARISON

with A.L. Ranking

	2016	2017
RUNS	717 (10th)	710 (11th)
AVG	.260 (6th)	.243 (14th)
HR	156 (14th)	186 (13th)
SLG	.405 (13th)	.397 (15th)
OBP	.322 (6th)	.315 (11th)
XBH	455 (13th)	451 (15th)
OPS	.726 (12th)	.712 (15th)

TEAM BATTING 2017 Halos completed the season batting .243 with 710 runs, 1,314 hits, 186 home runs, 451 extra-base hits, 678 RBI and 136 stolen bases...1,314 hits were second-fewest in MLB, while the .243 batting average was third-lowest in baseball...710 runs ranked 11th in A.L. as did Club's on-base percentage (.315)...Angels had lowest OPS in junior circuit (.712) as well as lowest slugging pct. (.397) & fewest extra-base hits...Club posted a .251 average with RISP to finish 11th in A.L.

THE MANAGER Mike Scioscia completed the 2017 campaign as the longest tenured manager in the Majors (18th season)...Angels finished with a losing mark in consecutive seasons for first time in his tenure (just sixth losing record in his 18 years as skipper)...His .538 winning pct. is tops in franchise history (1,570-1,346)...One of only three managers all-time to reach 1,500 wins with one team (Walter Alston & Tommy Lasorda)...Scioscia enters 2018 ranked 22nd on all-time wins list (Dick Williams is 21st with 1,571).

MOST GAMES MANAGED FOR ONE FRANCHISE

- Connie Mack, Athletics – 7,466
- John McGraw, Giants – 4,424
- Bobby Cox, Braves – 3,860
- Walter Alston, Dodgers – 3,658
- Tommy Lasorda, Dodgers – 3,040
- Mike Scioscia, Angels – 2,916

DEEP SIX'D On June 3rd, Albert Pujols became the ninth player in MLB history to hit 600 home runs, joining Barry Bonds (762), Hank Aaron (755), Babe Ruth (714), Alex Rodriguez (696), Willie Mays (660), Ken Griffey Jr. (630), Jim Thome (612) and Sammy Sosa (609)...At 37 years and 138 days old, fourth-youngest player to ever reach the 600 mark, just behind Alex Rodriguez (35-008), Babe Ruth (36-196) and Hank Aaron (37-081)...Home run marked 14th career grand-slam...First player all-time to hit a grand slam for 600th home run (no player had previously hit a grand slam for 500th, 600th, or 700th career home run).

ALL-TIME HOME RUNS (entering 2018)

- 6th Ken Griffey Jr. 630
- 7th Albert Pujols 614
- 8th Jim Thome 612

In 2017, Pujols (614 HR) passed Sammy Sosa (609 HR) and Jim Thome (612 HR) to move into seventh place on the all-time HR list...Ken Griffey Jr. (630 HR) ranks sixth all-time.

QUEST FOR 3,000 Pujols enters 2018 with 2,968 hits...Vying to become 32nd player all time with 3,000 hits, the sixth foreign born player to accomplish the feat and the second player to do so in an Angels uniform (Rod Carew in 1985)...Only 10 players have logged 3,000 hits in their first 18 seasons (2018 will mark Pujols' 18th season)...Can become the fourth player to tally 3,000 hits and 600 home runs in a career: Hank Aaron, Willie Mays and Alex Rodriguez.

RBI MACHINE Pujols reached 100 RBI for the 14th time in his career in 2017...He joins Alex Rodriguez as the only players ever to log 14 100-RBI seasons...Pujols also joined Lou Gehrig (1,995 RBI) as only players to drive in 1,900 RBI in first 17 seasons.

2017 OFFENSIVE LEADERS

AVG	.306	Trout
RUNS	92	Trout
HITS	164	Simmons
XBH	61	Trout
HR	33	Trout
RBI	101	Pujols
OBP	.442	Trout
SLG	.629	Trout
OPS	1.071	Trout

2017 PITCHING LEADERS

WINS	11	J Ramirez
GAMES	71	Parker
ERA - SP	3.64	Bridwell
ERA - RP	2.54	Parker
BAA	.172	Parker
INNINGS	181.0	Nolasco
K's	143	Nolasco
WHIP	0.82	Parker
SAVES	19	Norris

2017 REVIEW



2017 REVIEW



GOLD STANDARD Shortstop **Andrelton Simmons** and catcher **Martin Maldonado** were named winners of 2017 A.L. Gold Glove Awards®...Marks third career honor for Simmons (also 2013 & 2014) and first for Maldonado...Represents sixth time in franchise history Halos have captured multiple Gold Gloves and first since Darin Erstad (OF) and Bengie Molina (C) in 2002...Simmons is the fourth Angels shortstop to win a Gold Glove, joining Jim Fregosi (1967), Orlando Cabrera (2007) and Erick Aybar (2011)...Simmons posted a .980 fielding percentage, committing just 14 errors in 685 total chances...According to *FanGraphs*, Simmons led MLB with 33 defensive runs saved and ranked second in the Majors with a 15.5 Ultimate Zone Rating...Maldonado joins Bob Boone (1982, 1986, 1987 & 1988) and Bengie Molina (2002 & 2003) as the only catchers in franchise history to receive the honor...He logged an MLB-high 137 games caught, led A.L. with a 38.7 caught stealing percentage (min. 100 G) and a .998 fielding pct...The .998 mark was second-best by a backstop in franchise history, trailing only Molina's .999 showing in 2002.

SIMBA SHINES **Andrelton Simmons** put up several career offensive marks, batting .278 with a career-high .752 OPS and 14 home runs, his most since hitting 17 with Atlanta in 2013...Simmons' 38 doubles and 19 stolen bases were also career bests, and he finished with a slugging percentage (.421) more than 40 points higher than his career average.

BULLPEN BITS Angels' bullpen ranked among the league's best in 2017...Led MLB and set a team record with 36 relief wins (prev. 33 in 1966)...LAA ranked fifth in innings pitched in A.L. (569.0), fourth with a 1.20 WHIP ratio and tied for fifth with a 3.92 ERA...The Halo 'pen tied for the MLB lead in inherited runners scored percentage (24%)...LAA stranded 167 of 222 inherited runners.

PARKER & PETIT **Blake Parker** and **Yusmeiro Petit** became a formidable bullpen duo in 2017...Petit led Majors with 33 relief outings of at least 1.1 innings (24 outings without an earned run)...Petit led all MLB relievers with 87.1 innings pitched (2.89 ERA) while holding opponents to a .208 average against (0.95 WHIP)...Parker (0.83 WHIP) ranked T3rd among A.L. relievers with a 0.83 WHIP - also ranks second-best in Club annals - while appearing in 71 games.

TEAM MVPs For the ninth time in team history and first time since 2005 (Colon & Figgins), the Angels voted dual Most Valuable Players in 2017 in **Mike Trout** & **Andrelton Simmons**...For Trout, he received the honor for the sixth straight campaign, extending his club record...His six MVP tallies also extends his own team mark.

FIELD GOOD STORY Halos' .986 fielding pct. ranked fourth in A.L. behind Cleveland, Minnesota & KC (.987)...Angels' Club record for a season is .986 last done in 2014...Committed just 79 errors (fewest in a full season in Club history is 83 in 2014)...Halos' 101 errorless games led A.L. and are a new Club record (prev. 97 in 2014)...LAA tied Club record for consecutive errorless games with 14, July 1-22 (prev. 2006).

STOLEN GOODS Halos led MLB with 136 stolen bases (136/1780; 75%)...Had just 73 SB in 2016.

STRAIGHT TO HALL **Vladimir Guerrero** became the 15th individual inducted into Angels Hall of Fame on Aug. 26, 2017...Guerrero remains among Angels all-time leaders in several key offensive categories including average (1st, .319), total bases (7th, 1,767), extra-base hits (7th, 377), home runs (6th, 173) and slugging pct. (2nd, .526).

2018 ROSTER OUTLOOK (end of 2017 campaign)

SIGNED CF Mike Trout, DH Albert Pujols, SS Andrelton Simmons, RF Kole Calhoun, IF Luis Valbuena

TEAM OPTIONS RHP Ricky Nolasco, RHP Huston Street

OPT-OUT LF Justin Upton

ARBITRATION-ELIGIBLE RHP Garrett Richards (4th year), C Martin Maldonado (4th), RHP Matt Shoemaker (2nd), RHP Blake Wood (2nd), LHP Jose Alvarez (1st), RHP Cam Bedrosian (1st), 1B C.J. Cron (1st), LHP Andrew Heaney (1st), RHP Blake Parker (1st), RHP JC Ramirez (1st), LHP Tyler Skaggs (1st)

FREE AGENTS RHP Andrew Bailey, RHP Jesse Chavez, 3B Yunel Escobar, RHP Bud Norris, IF Cliff Pennington, RHP Yusmeiro Petit, 2B Brandon Phillips, OF Ben Revere



2017 REVIEW



2017 DAY-BY-DAY



Game	Date	Opp.	W-L	Score	WINNER	LOSER	Rec.	Pos.	GA/GB	Attd.	Total
1	4/3	@OAK	L	2-4	Graveman (1-0)	Nolasco (0-1)	0-1	T3	-1	36,067	36,067
2	4/4	@OAK	W	7-6	Bailey (1-0)	Dull (0-1)	1-1	T2	-1	11,225	47,292
3	4/5	@OAK	W	5-0	Ramirez (1-0)	Cotton (0-1)	2-1	2	-1	13,405	60,697
4	4/6	@OAK	L	1-5	Triggs (1-0)	Skaggs (0-1)	2-2	T2	-1	13,292	73,989
5	4/7	SEA	W	5-1	Chavez (1-0)	Gallardo (0-1)	3-2	T1	-	*43,911	43,911
6	4/8	SEA	W	5-4	Ramirez (2-0)	Scribner (0-1)	4-2	1	+1	42,668	86,579
7	4/9	SEA	W	10-9	Bailey (2-0)	Diaz (0-1)	5-2	1	+1	37,175	123,754
-	4/10			OFF DAY							
8	4/11	TEX	W	6-5 (10)	Bedrosian (1-0)	Jeffress (0-1)	6-2	1	+1.5	34,044	157,798
9	4/12	TEX	L	3-8	Griffin (1-0)	Chavez (1-1)	6-3	1	+0.5	34,599	192,397
10	4/13	TEX	L	3-8	Darvish (1-1)	Nolasco (0-2)	6-4	T1	-	30,255	222,652
11	4/14	@KC	L	1-7	Duffy (2-0)	Ramirez (2-1)	6-5	2	-1	26,838	100,827
12	4/15	@KC	L	2-3	Soria (1-0)	Alvarez (0-1)	6-6	2	-2	24,162	124,989
13	4/16	@KC	L	0-1	Herrera (1-0)	Parker (0-1)	6-7	2	-2.5	27,950	152,939
14	4/17	@HOU	L	0-3	Morton (1-1)	Chavez (1-2)	6-8	T2	-3.5	23,501	176,440
15	4/18	@HOU	W	5-2	Nolasco (1-2)	Musgrove (1-1)	7-8	2	-2.5	21,760	198,200
16	4/19	@HOU	L	1-5	Keuchel (3-0)	Ramirez (2-2)	7-9	T3	-3.5	24,028	222,228
17	4/20	@HOU	L	1-2	McCullers (2-0)	Shoemaker (0-1)	7-10	T3	-4.5	23,137	245,365
18	4/21	TOR	L	7-8 (13)	Tepera (1-0)	Chavez (1-3)	7-11	T4	-5.5	40,176	262,828
19	4/22	TOR	W	5-4	Skaggs (1-1)	Lawrence (0-2)	8-11	4	-4.5	41,345	304,173
20	4/23	TOR	L	2-6	STROMAN (2-2)	Guerra (0-1)	8-12	T4	-5.5	35,304	339,207
21	4/24	TOR	W	2-1	Chavez (2-3)	Liriano (1-2)	9-12	4	-5.0	25,304	364,511
22	4/25	OAK	W	2-1 (11)	Pounders (1-0)	Madson (0-2)	10-12	3	-5	30,124	394,635
23	4/26	OAK	W	8-5	Shoemaker (1-1)	Manaea (1-2)	11-12	T2	-4	30,248	424,883
24	4/27	OAK	W	2-1	Nolasco (2-2)	Graveman (2-1)	12-12	2	-3	37,603	462,486
25	4/28	@TEX	W	6-3	Guerra (1-1)	Jeffress (0-2)	13-12	2	-3	28,968	274,333
26	4/29	@TEX	L	3-6	Darvish (3-2)	Chavez (2-4)	13-13	2	-3	44,597	318,930
27	4/30	@TEX	W	5-2	Ramirez (3-2)	Perez (1-4)	14-13	2	-3	39,804	358,734

APRIL TOTALS	W-L	AVG	HR	RUNS PER GAME	ERA	STARTERS	RELIEVERS
	14-13	.239	23	3.7	3.95	3.86	4.11

-	5/1			OFF DAY							
28	5/2	@SEA	W	6-4 (11)	Guerra (2-1)	Pazos (0-1)	15-13	2	-3.5	15,080	373,814
29	5/3	@SEA	L	7-8	Machi (1-0)	Parker (0-2)	15-14	2	-4.5	13,799	387,613
30	5/4	@SEA	L	3-11	Miranda (3-2)	Meyer (0-1)	15-15	2	-4.5	15,915	403,528
31	5/5	HOU	L	6-7 (10)	Giles (1-1)	Norris (0-1)	15-16	2	-5.5	34,556	497,042
32	5/6	HOU	W	2-1	Norris (1-1)	Devenski (2-2)	16-16	2	-4.5	41,097	538,139
33	5/7	HOU	L	3-5	Fiers (1-1)	Shoemaker (1-2)	16-17	2	-5.5	38,385	576,524
34	5/8	@OAK	L	2-3 (11)	Hendricks (1-0)	Guerra (2-2)	16-18	T2	-6	10,292	413,820
35	5/9	@OAK	W	7-3	Meyer (1-1)	Cotton (3-4)	17-18	T2	-6	11,383	425,203
36	5/10	@OAK	L	1-3	Triggs (5-2)	Chavez (2-5)	17-19	T3	-7	11,061	436,264
37	5/11	DET	L	1-7	Fulmer (4-1)	Ramirez (3-3)	17-20	4	-8	30,207	606,731
38	5/12	DET	W	7-0	Shoemaker (2-2)	Zimmermann (3-2)	18-20	T2	-8	*44,311	651,042
39	5/13	DET	L	3-4	Wilson (1-1)	Norris (1-2)	18-21	3	-8.5	40,251	691,293
40	5/14	DET	W	4-1	Meyer (2-1)	Verlander (3-3)	19-21	3	-8	36,215	727,508
41	5/15	CWS	W	5-3	Chavez (3-5)	Pelfrey (0-4)	20-21	T2	-8	29,445	756,953
42	5/16	CWS	W	7-6 (11)	Petit (1-0)	Robertson (2-1)	21-21	T2	-8.5	36,089	793,042
43	5/17	CWS	W	12-8	Shoemaker (3-2)	Gonzalez (3-4)	22-21	T2	-8	33,234	826,276
-	5/18			OFF DAY							
44	5/19	@NYM	L	0-3	deGrom (3-1)	Nolasco (2-3)	22-22	3	-8	36,542	472,806
45	5/20	@NYM	L	5-7	Wheeler (3-2)	Meyer (2-2)	22-23	3	-8	37,264	510,070
46	5/21	@NYM	W	12-5	Chavez (4-5)	Milone (1-2)	23-23	3	-7	39,501	549,571
47	5/22	@TB	W	3-2	Ramirez (4-3)	Diaz (0-3)	24-23	3	-7	12,249	561,820
48	5/23	@TB	W	4-0	Shoemaker (4-2)	Cobb (4-4)	25-23	T2	-7	9,014	570,834
49	5/24	@TB	L	2-5	Ramirez (3-0)	Nolasco (2-4)	25-24	T2	-7	9,975	580,809
50	5/25	@TB	L	0-4	Andriese (5-1)	Wright (0-1)	25-25	T2	-8	9,459	590,268
51	5/26	@MIA	L	5-8	Straily (3-3)	Chavez (4-6)	25-26	T2	-9	18,346	608,614
52	5/27	@MIA	W	5-2	Ramirez (5-3)	Worley (0-2)	26-26	2	-9	19,366	627,980
53	5/28	@MIA	L	2-9	Urena (3-2)	Shoemaker (4-3)	26-27	T2	-10	20,444	648,424
54	5/29	ATL	L	3-6	Teheran (4-4)	Nolasco (2-5)	26-28	T2	-11	38,251	864,527
55	5/30	ATL	W	9-3	Bridwell (1-0)	Colon (2-6)	27-28	T2	-11	32,028	896,555
56	5/31	ATL	W	2-1	Parker (1-2)	Vizcaino (2-2)	28-28	2	-11	35,795	932,350

MAY TOTALS	W-L	AVG	HR	RUNS PER GAME	ERA	STARTERS	RELIEVERS
	14-15	.233	37	4.4	4.18	4.51	3.58

Pitchers in CAPS represent complete game
 *Denotes home sellout



2017 DAY-BY-DAY



Game	Date	Opp.	W-L	Score	WINNER	LOSER	Rec.	Pos.	GA/GB	Attd.	Total
57	6/1	MIN	L	2-4	Rogers (3-1)	Alvarez (0-2)	28-29	2	-11.5	33,426	965,776
58	6/2	MIN	L	5-11	Gibson (2-4)	Ramirez (5-4)	28-30	2	-12.5	39,042	1,004,818
59	6/3	MIN	W	7-2	Shoemaker (5-3)	Santana (7-3)	29-30	2	-12.5	40,236	1,045,054
60	6/4	MIN	L	2-3	Berrios (4-1)	Nolasco (2-6)	29-31	T2	-13.5	39,701	1,084,755
-	6/5			OFF DAY							
61	6/6	@DET	W	5-3	Chavez (5-6)	Norris (2-4)	30-31	T2	-13	24,175	672,599
62	6/7	@DET	L	0-4	Farmer (2-0)	Meyer (2-3)	30-32	3	-13	24,958	697,557
63	6/8	@DET	W	11-4	Ramirez (6-4)	Fulmer (6-4)	31-32	T2	-13	34,810	732,367
64	6/9	@HOU	W	9-4	Shoemaker (6-3)	Peacock (3-1)	32-32	T2	-12	40,786	773,153
65	6/10	@HOU	L	1-3	Fiers (4-2)	Nolasco (2-7)	32-33	T2	-13	41,296	814,449
66	6/11	@HOU	W	12-6	Middleton (1-0)	Feliz (2-1)	33-33	2	-12	32,425	846,874
67	6/12	NYN	L	3-5	Clippard (1-3)	Alvarez (0-3)	33-34	T2	-12	36,245	1,121,000
68	6/13	NYN	W	3-2 (11)	Middleton (2-0)	Shreve (1-1)	34-34	T2	-11	33,159	1,154,159
69	6/14	NYN	W	7-5	Parker (2-2)	Herrera (0-1)	35-34	2	-11	*43,851	1,198,010
70	6/15	KC	L	2-7	Strahm (2-3)	Nolasco (2-8)	35-35	2	-11.5	34,884	1,232,894
71	6/16	KC	L	1-3	Kennedy (1-6)	Chavez (5-7)	35-36	3	-11.5	34,184	1,267,078
72	6/17	KC	W	9-0	Meyer (3-3)	Junis (2-1)	36-36	3	-11.5	41,209	1,308,287
73	6/18	KC	L	3-7	Vargas (10-3)	Ramirez (6-5)	36-37	3	-11.5	40,178	1,348,465
-	6/19			OFF DAY							
74	6/20	@NYN	W	8-3	Parker (3-2)	Clippard (1-4)	37-37	T2	-12	39,853	886,727
75	6/21	@NYN	L	4-8	Montgomery (5-4)	Nolasco (2-9)	37-38	T3	-13	39,911	926,638
76	6/22	@NYN	W	10-5	Petit (2-0)	Severino (5-3)	38-38	T3	-13	43,051	969,689
77	6/23	@BOS	L	4-9	Porcello (4-9)	Meyer (3-4)	38-39	T3	-13	37,034	1,006,723
78	6/24	@BOS	W	6-3	Ramirez (7-5)	Price (2-2)	39-39	T3	-13	36,868	1,043,591
79	6/25	@BOS	W	4-2	Bridwell (2-0)	Fister (0-1)	40-39	T2	-13	36,474	1,080,065
80	6/26	@LAD	W	4-0	Nolasco (3-9)	Hill (4-4)	41-39	2	-12.5	43,126	1,123,191
81	6/27	@LAD	L	0-4	Maeda (6-3)	Chavez (5-8)	41-40	T2	-12.5	47,245	1,170,435
82	6/28	LAD	W	3-2	Bedrosian (2-0)	Vaez (2-1)	42-40	2	-12.5	*44,669	1,393,134
83	6/29	LAD	L	2-6	Kershaw (12-2)	Ramirez (7-6)	42-41	2	-13.5	*44,807	1,437,941
84	6/30	SEA	L	0-10	Miranda (7-4)	Bridwell (2-1)	42-42	2	-13.5	40,059	1,478,000

JUNE TOTALS	W-L	AVG	HR	RUNS PER GAME	ERA	STARTERS	RELIEVERS
	14-14	.256	26	4.5	4.34	4.89	3.46

85	7/1	SEA	W	4-0	NOLASCO (4-9)	Gaviglio (3-3)	43-42	2	-13.5	*44,644	1,522,644
86	7/2	SEA	L	3-9	Paxton (6-3)	Chavez (5-9)	43-43	2	-14.5	39,279	1,561,923
87	7/3	@MIN	L	5-5	Mejia (4-3)	Meyer (3-5)	43-44	2	-15	36,182	1,206,617
88	7/4	@MIN	L	4-5	Gibson (5-6)	Ramirez (7-7)	43-45	2	-16	25,013	1,231,630
89	7/5	@MIN	W	2-1	Bridwell (3-1)	SANTANA (10-6)	44-45	2	-16	19,106	1,250,736
-	7/6			OFF DAY							
90	7/7	@TEX	L	0-10	Hamels (4-0)	Nolasco (4-10)	44-46	T2	-16.5	40,276	1,291,012
91	7/8	@TEX	L	2-5	Ross (2-1)	Chavez (5-10)	44-47	3	-16.5	36,817	1,327,829
92	7/9	@TEX	W	3-0	Ramirez (8-7)	Darvish (6-8)	45-47	T2	-16.5	28,384	1,356,213

- 7/10 - 7/13 ALL-STAR BREAK

93	7/14	TB	L	1-2 (10)	Boxberger (2-0)	Bedrosian (2-1)	45-48	T3	-17.5	38,119	1,600,042
94	7/15	TB	L	3-6	Cobb (8-6)	Ramirez (8-8)	45-49	4	-17.5	38,515	1,638,557
95	7/16	TB	W	4-3	Hernandez (1-0)	Diaz (1-4)	46-49	4	-17.5	36,178	1,674,735
-	7/17			OFF DAY							
96	7/18	WSH	L	3-4	Jackson (1-0)	Bedrosian (2-2)	46-50	4	-18	43,345	1,718,080
97	7/19	WSH	W	7-0	Meyer (4-5)	Gonzalez (8-5)	47-50	3	-17	41,065	1,759,145
-	7/20			OFF DAY							
98	7/21	BOS	L	2-6	Sale (12-4)	Nolasco (4-11)	47-51	T3	-18	37,714	1,796,859
99	7/22	BOS	W	7-3	Ramirez (9-8)	Price (5-3)	48-51	T3	-18	*43,829	1,840,688
100	7/23	BOS	W	3-2	Bridwell (4-1)	PORCELLO (4-13)	49-51	T2	-17	40,471	1,881,159
-	7/24			OFF DAY							
101	7/25	@CLE	L	7-11 (11)	Otero (2-0)	Norris (1-3)	49-52	4	-18.5	22,364	1,378,577
102	7/26	@CLE	L	4-10	Shaw (4-4)	Nolasco (4-12)	49-53	4	-18.5	22,658	1,401,235
103	7/27	@CLE	L	1-2	Bauer (9-8)	Ramirez (9-9)	49-54	4	-19	28,083	1,429,318
104	7/28	@TOR	W	7-2	Bridwell (5-1)	Happ (3-8)	50-54	4	-19	29,828	1,459,146
105	7/29	@TOR	W	6-5	Scribner (1-0)	Osuna (3-1)	51-54	T3	-18	46,502	1,505,648
106	7/30	@TOR	L	10-11	Dermody (1-0)	Norris (1-4)	51-55	T3	-18	46,852	1,552,500
-	7/31			OFF DAY							

JULY TOTALS	W-L	AVG	HR	RUNS PER GAME	ERA	STARTERS	RELIEVERS
	9-13	.243	27	4.0	4.61	4.14	5.45

Pitchers in CAPS represent complete game
*Denotes home sellout

2017 REVIEW



2017 DAY-BY-DAY



Game	Date	Opp.	W-L	Score	WINNER	LOSER	Rec.	Pos.	GA/GB	Attd.	Total
107	8/1	PHI	W	7-1	Nolasco (5-12)	Nola (8-7)	52-55	3	-17.5	36,344	1,917,503
108	8/2	PHI	W	7-0	Ramirez (10-9)	Thompson (1-1)	53-55	3	-16.5	34,623	1,952,126
109	8/3	PHI	W	5-4	Petit (3-0)	Garcia (1-2)	54-55	3	-15.5	34,710	1,986,836
110	8/4	OAK	W	8-6	Chavez (6-10)	Coulombe (2-2)	55-55	3	-15.5	43,330	2,030,166
111	8/5	OAK	L	0-5	Blackburn (3-1)	Skaggs (1-2)	55-56	3	-15.5	39,180	2,069,346
112	8/6	OAK	L	10-11	Smith (2-0)	Norris (1-5)	55-57	3	-16.5	38,278	2,107,624
113	8/7	BAL	L	2-6	Bundy (11-8)	Ramirez (10-10)	55-58	3	-17	34,142	2,141,766
114	8/8	BAL	W	3-2	Bridwell (6-1)	Hellickson (7-6)	56-58	3	-16	35,723	2,177,489
115	8/9	BAL	W	5-1	Scribner (1-0)	Gausman (8-8)	57-58	3	-15	36,202	2,213,691
116	8/10	@SEA	W	6-3	Norris (2-5)	Diaz (2-5)	58-58	3	-14	35,021	1,587,521
117	8/11	@SEA	W	6-5	Middleton (3-0)	Pazos (3-4)	59-58	T2	-13	38,206	1,625,727
118	8/12	@SEA	W	6-3	Middleton (4-0)	Zych (5-3)	60-58	2	-12	45,388	1,671,115
119	8/13	@SEA	W	4-2	Bridwell (7-1)	Miranda (7-6)	61-58	2	-11.5	43,199	1,714,314
-	8/14			OFF DAY							
120	8/15	@WSH	L	1-3	Gonzalez (11-5)	Skaggs (1-3)	61-59	2	-12.5	32,355	1,746,669
121	8/16	@WSH	W	3-2	Nolasco (6-12)	Roark (9-8)	62-59	2	-12.5	30,307	1,776,976
-	8/17			OFF DAY							
122	8/18	@BAL	L	7-9	O'Day (2-3)	Middleton (4-1)	62-60	2	-13	26,185	1,803,161
123	8/19	@BAL	W	5-1	Ramirez (11-10)	Gausman (9-9)	63-60	2	-13	43,929	1,847,090
124	8/20	@BAL	W	5-4	Bedrosian (3-2)	Brach (3-4)	64-60	2	-12	24,715	1,871,805
125	8/21	TEX	L	3-5	Hamels (9-1)	Skaggs (1-4)	64-61	2	-12.5	35,204	2,248,895
126	8/22	TEX	W	10-1	Middleton (5-1)	Ross (3-3)	65-61	2	-11.5	37,033	2,285,928
127	8/23	TEX	L	5-7 (10)	Claudio (3-1)	Paredes (0-1)	65-62	2	-12.5	35,497	2,321,425
128	8/24	TEX	L	0-3	Perez (9-10)	Scribner (2-1)	65-63	T2	-12.5	34,032	2,355,457
129	8/25	HOU	L	1-2	McHugh (2-2)	Bridwell (7-2)	65-64	3	-13.5	42,333	2,397,790
130	8/26	HOU	W	7-6	Wood (1-0)	Clippard (2-8)	66-64	T2	-12.5	41,101	2,438,891
131	8/27	HOU	L	5-7	Musgrove (6-8)	Bedrosian (3-3)	66-65	T2	-13.5	37,606	2,476,497
132	8/28	OAK	W	3-1	Heaney (1-0)	Gossett (3-7)	67-65	2	-13	33,719	2,510,216
133	8/29	OAK	W	8-2	Chavez (7-10)	Smith (0-4)	68-65	2	-12	36,229	2,546,445
134	8/30	OAK	W	10-8	Bedrosian (4-3)	Hatcher (0-2)	69-65	2	-11	36,022	2,582,467
-	8/31			OFF DAY							

AUG. TOTALS	W-L	AVG	HR	RUNS PER GAME	ERA	STARTERS	RELIEVERS
	18-10	.250	41	5.0	3.62	4.61	2.18

135	9/1	@TEX	L	9-10	Claudio (4-1)	Bedrosian (4-4)	69-66	2	-12	32,240	1,904,045
136	9/2	@TEX	W	7-4 (10)	Petit (4-0)	Leclerc (2-3)	70-66	2	-12.5	25,138	1,929,183
137	9/3	@TEX	L	6-7	Perez (11-10)	Heaney (1-1)	70-67	2	-13.5	28,783	1,957,966
138	9/4	@OAK	W	11-9 (11)	Salas (2-2)	Treinen (1-5)	71-67	2	-13.5	14,571	1,972,537
139	9/5	@OAK	W	8-7 (10)	Bedrosian (5-4)	Treinen (1-6)	72-67	2	-13.5	11,110	1,983,647
140	9/6	@OAK	L	1-3	Manaea (10-9)	Skaggs (1-5)	72-68	2	-14.5	10,544	1,994,191
-	9/7			OFF DAY							
141	9/8	@SEA	L	3-4	Leake (9-12)	Nolasco (6-13)	72-69	2	-14.5	21,396	2,015,587
142	9/9	@SEA	L	1-8	Albers (4-1)	Heaney (1-2)	72-70	2	-14	26,248	2,041,835
143	9/10	@SEA	W	5-3	Bedrosian (6-4)	Vincent (3-2)	73-70	2	-13	20,094	2,061,929
-	9/11			OFF DAY							
144	9/12	HOU	L	0-1	Verlander (12-8)	Richards (0-1)	73-71	2	-14	36,088	2,618,555
145	9/13	HOU	W	9-1	Skaggs (2-5)	Fiers (8-10)	74-71	2	-13	33,899	2,652,454
146	9/14	HOU	L	2-5	Peacock (11-2)	Nolasco (6-14)	74-72	2	-14	35,715	2,688,169
147	9/15	TEX	W	7-6	Petit (5-0)	Mendez (0-1)	75-72	2	-14	41,409	2,729,578
148	9/16	TEX	W	2-0	Bridwell (8-2)	Hamels (10-4)	76-72	2	-14	40,719	2,770,297
149	9/17	TEX	L	2-4	Gonzalez (8-11)	Richards (0-2)	76-73	2	-15	36,709	2,807,006
-	9/18			OFF DAY							
150	9/19	CLE	L	3-6	Clevinger (11-5)	Skaggs (2-6)	76-74	2	-16	36,171	2,843,177
151	9/20	CLE	L	5-6	Olson (1-0)	Petit (5-1)	76-75	2	-17	38,424	2,881,601
152	9/21	CLE	L	1-4	McAllister (2-2)	Bridwell (8-3)	76-76	T2	-17	29,863	2,911,464
153	9/22	@HOU	L	0-3	Verlander (14-8)	Petit (5-2)	76-77	T2	-18	34,127	2,096,056
154	9/23	@HOU	L	2-6	Morton (13-7)	Norris (2-6)	76-78	T2	-19	34,035	2,130,091
155	9/24	@HOU	W	7-5	Middleton (6-1)	Devenski (8-5)	77-78	2	-18	36,756	2,166,847
156	9/25	@CWS	L	2-4	Shields (5-7)	Nolasco (6-15)	77-79	2	-19	13,443	2,180,290
157	9/26	@CWS	W	9-3	Bridwell (9-3)	Volstad (1-1)	78-79	2	-19	13,786	2,194,076
158	9/27	@CWS	L	4-6 (10)	Farquhar (4-2)	Parker (3-3)	78-80	2	-20	17,012	2,211,088
159	9/28	@CWS	L	4-5	Infante (2-1)	Chavez (7-11)	78-81	2	-21	19,596	2,230,684
160	9/29	SEA	W	6-5	Wood (2-0)	Rzepczynski (2-2)	79-81	2	-21	35,106	2,946,570
161	9/30	SEA	L	4-6	Lawrence (2-3)	Bedrosian (6-5)	79-82	2	-21	38,075	2,984,645
162	10/1	SEA	W	6-2	Bridwell (10-3)	Simmons (0-2)	80-82	2	-21	34,940	3,019,585

SEPT./OCT. TOTALS	W-L	AVG	HR	RUNS PER GAME	ERA	STARTERS	RELIEVERS
	11-17	.234	32	4.5	4.59	4.17	5.07

Pitchers in CAPS represent complete game
*Denotes home sellout



2017 HIGHS & LOWS



TEAM BATTING

Runs, Game, Angels	12	-	Three times; last, 6/11 at HOU
Runs, Game, Opponents	11	-	Five times; last, 8/6 vs. OAK
Runs, Inning, Angels	9	-	5/30 vs. ATL (3rd inning)
Runs, Inning, Opponents	8	-	8/30 vs. OAK (4th inning)
Hits, Game, Angels	16	-	8/22 vs. TEX
Hits, Game, Opponents	18	-	8/6 vs. OAK
Hits, Inning, Angels	7	-	Twice; 5/3 at SEA (6th) & 8/2 vs. PHI (3rd)
Hits, Inning, Opponents	7	-	7/26 at CLE (8th)
Extra-Base Hits, Game, Angels	8	-	9/13 vs. HOU
Extra-Base Hits, Game, Opponents	10	-	8/6 vs. OAK
Home Runs, Game, Angels	5	-	8/18 at BAL
Home Runs, Game, Opponents	5	-	8/18 at BAL
Home Runs, Inning, Angels	3	-	Twice; 8/2 vs. PHI (3rd) & 9/26 at CWS (2nd)
Home Runs, Inning, Opponents	3	-	9/5 at OAK
Singles, Game, Angels	12	-	6/8 at DET
Singles, Game, Opponents	14	-	7/26 at CLE
Doubles, Game, Angels	6	-	9/13 vs. HOU
Doubles, Game, Opponents	7	-	8/6 vs. OAK
Triples, Game, Angels	1	-	14 times; last, 9/6 at OAK
Triples, Game, Opponents	2	-	4/12 vs. TEX
Total Bases, Game, Angels	28	-	8/18 at BAL
Total Bases, Game, Opponents	34	-	8/6 vs. OAK
Left on Base, Angels	13	-	Four times; last, 9/1 at TEX
Left on Base, Opponents	14	-	6/12 vs. NYY
Stolen Bases, Game, Angels	5	-	5/14 vs. DET
Stolen Bases, Game, Opponents	4	-	Three times; last, 9/1 at TEX
Stolen Bases, Inning, Angels	3	-	5/29 vs. ATL (5th inning)
Stolen Bases, Inning, Opponents	3	-	9/1 at TEX (1st inning)
Caught Stealing, Game, Angels	2	-	Five times; last, 9/19 vs. CLE
Caught Stealing, Game, Opponents	2	-	Five times; last, 9/3 at TEX
Sacrifice Hits, Game, Angels	1	-	17 times; last 9/26 at CWS
Sacrifice Hits, Game, Opponents	2	-	Twice; 5/19 at NYM & 8/23 vs. TEX
Sacrifice Flies, Game, Angels	2	-	Six times; last, 10/1 vs. SEA
Sacrifice Flies, Game, Opponents	2	-	Three times; last 9/15 vs. TEX
Pinch-Hits, Game, Angels	2	-	7/26 at CLE
Pinch-Hitters Used, Game, Angels	3	-	Six times; last, 9/20 vs. CLE

TEAM FIELDING

Double Plays, Game, Angels	4	-	Twice; 4/22 vs. TOR & 9/28 at CWS
Double Plays, Game, Opponents	3	-	Nine times; last 9/17 vs. TEX
Errors, Game, Angels	3	-	Twice; 4/13 vs. TEX & 9/2 at TEX
Errors, Inning, Angels	2	-	Five times; last 9/2 at TEX (8th inning)
Errors, Game, Individual	2	-	Jefry Marte, 6/1 vs. MIN

TEAM PITCHING

Strikeouts, Game, Angels	15	-	9/17 vs. TEX
Strikeouts, Game, Opponents	15	-	6/29 vs. LAD
Base on Balls, Game, Angels	10	-	7/25 at CLE
Base on Balls, Game, Opponents	9	-	Three times; last, 8/20 vs. BAL
Hit Batters, Game, Angels	2	-	Five times; last, 9/24 at HOU
Fewest Hits Allowed, 9 innings, Angels	1	-	7/19 vs. WSH
Fewest Hits Allowed, 9 innings, Opponents	2	-	Four times; last, 9/22 at HOU
Fewest Hits Allowed, Extra Innings, Angels	4	-	7/14 vs. TB (10 inn.)
Fewest Hits Allowed, Extra Innings, Opponents	5	-	Twice; last, 7/14 vs. TB (10 inn.)
Pitchers Used, Game, Angels	12	-	9/4 at OAK

2017 REVIEW



2017 HIGHS & LOWS



INDIVIDUAL BATTING

At-Bats, Game	7	- Pujols, 4/21 at TOR
Runs, Game	4	- Twice; last, Trout, 8/30 vs. OAK
Hits, Game	5	- Maybin, 5/16 vs. CWS
Hits, Inning	2	- Three times; last, Maldonado, 8/2 vs. PHI (3rd)
Doubles, Game	3	- Maybin, 5/16 vs. CWS
Triples, Game	1	- 14 times; last, Calhoun, 9/6 at OAK
Home Runs, Game	2	- 13 times; last, Trout, 9/29 vs. SEA
RBI, Game	5	- Pujols, 8/1 vs. PHI
Extra-Base Hits, Game	3	- Twice; last, Maldonado, 6/21 at NYY
Total Bases, Game	10	- Maldonado, 6/21 at NYY
Base on Balls, Game	3	- Eight times; last, Upton, 9/3 at TEX
Strikeouts, Game	4	- Three times; last, Trout, 9/27 at CWS
Stolen Bases, Game	4	- Maybin, 6/9 at HOU
Caught Stealing, Game	1	- 25 times; last, Cron, 9/21 vs. CLE
Longest Hitting Streak	17	- Trout, 4/17 - 5/5
Grand Slams	1	- Four times; last, Pennington, 8/30 vs. OAK
Walk-Off HR	-	-
Pinch-Hit HR	1	- Cron, 7/16 vs. TB
Inside-the-Park HR	-	-

INDIVIDUAL PITCHING

Strikeouts, Game (Starter)	10	- Twice; last, Heaney, 8/28 vs. OAK
Strikeouts, Game (Reliever)	6	- Chavez, 8/21 vs. TEX
Base on Balls, Game	6	- J.C. Ramirez, 7/27 at CLE
Base on Balls, Inning	4	- Chavez, 7/28 at CLE (2nd inning)
Earned Runs Allowed, Game	8	- Nolasco, 7/7 at TEX
Earned Runs Allowed, Inning	7	- Twice; last, Bridwell, 8/30 vs. OAK (4th inning)
Hits Allowed, Game	11	- Bridwell, 6/30 vs. SEA
Hits Allowed, Inning	6	- Twice; last, Nolasco, 7/21 vs. BOS (1st inning)
Home Runs Allowed, Game	4	- Heaney, 8/18 at BAL
Home Runs Allowed, Inning	3	- Wood, 9/5 at OAK (5th inning)
Hit Batters, Game	2	- Four times; last, Skaggs, 9/24 at HOU
Fewest Hits Allowed, Complete Game	3	- Nolasco, 7/1 vs. SEA
Innings Pitched, Starter	9	- Nolasco, 7/1 vs. SEA
Innings Pitched, Reliever	4	- Three times; last, Chavez, 8/29 vs. OAK
Fewest Innings Pitched, Starter	1.2	- Nolasco, 7/7 at TEX
Longest Winning Streak	5	- Twice; last, Petit, 5/16 - 9/15
Longest Losing Streak	7	- Nolasco, 5/19 - 6/21
Consecutive Scoreless Innings, Starter	15.1	- Nolasco, 6/26 - 7/1
Consecutive Scoreless Innings, Reliever	19.1	- Parker, 5/6 - 6/17

TEAM MISCELLANEOUS

Longest Winning Streak	6	- 8/8 - 8/13
Longest Home Winning Streak	6	- 7/22 - 8/4
Longest Road Winning Streak	4	- 8/10 - 8/13
Longest Losing Streak	6	- Twice; 4/12 - 4/17 & 9/17 - 9/23
Longest Home Losing Streak	4	- 9/17 - 9/21
Longest Road Losing Streak	5	- 4/6 - 4/17
Most Games over .500	5	- Last, 9/5 (72-67)
Longest Game, Innings	13	- 4/21 vs. TOR
Longest Game, Time, Nine Innings	4:33	- 9/1 at TEX
Longest Game, Time, Extra Innings	5:36	- 4/21 at TOR (13 inn.)
Shortest Game, Time	2:13	- 7/23 vs. BOS
Largest Margin, Victory	9	- Twice; last, 8/22 vs. TEX (10-1)
Largest Margin, Loss	10	- Twice; last, 7/7 at TEX (0-10)
Largest Crowd, Angel Stadium	44,807	- 6/29 vs. LAD
Smallest Crowd, Angel Stadium	25,304	- 4/24 vs. TOR
Largest Crowd, Road	47,245	- 6/27 at LAD
Smallest Crowd, Road	9,014	- 5/23 at TB
Largest Deficit Overcome To Win	7	- 4/9 vs. SEA (trailed 8-1, won 10-9)
Most Players Used, Game	25	- 9/4 at OAK



2017 STARTERS BY POSITION AND BATTING ORDER WITH TEAM RECORDS



BY POSITION

- C: Maldonado (66-65), Graterol (13-13), Perez (1-4)
 1B: Cron (49-43), Valbuena (18-22), Marte (11-13), Pujols (2-4)
 2B: Espinosa (34-30), Pennington (17-18), Cowart (14-12), Phillips (9-15), Franklin (4-4), Fontana (2-3)
 3B: Escobar (39-48), Valbuena (29-24), Pennington (5-6), Marte (5-4), Cowart (2-0)
 SS: Simmons (79-79), Pennington (1-3)
 LF: Revere (28-37), Maybin (26-18), Upton (11-16), Young Jr. (12-8), Robinson (2-2), Marte (0-1), Puello (1-0)
 CF: Trout (55-53), Maybin (19-21), Young Jr. (3-7), Robinson (2-1), Revere (1-0)
 RF: Calhoun (75-78), Maybin (1-3), Flores (3-0), Robinson (1-1)
 DH: Pujols (79-69), Trout (2-4), Valbuena (0-2), Escobar (1-0), Marte (0-1)

BATTING ORDER

- 1st: Maybin (28-28), Escobar (25-26), Phillips (7-10), Revere (10-4), Calhoun (4-7), Simmons (4-5), Trout (1-1), Young Jr. (1-1)
 2nd: Calhoun (37-38), Trout (36-35), Simmons (4-2), Revere (2-3), Maybin (0-2), Upton (1-1), Pennington (0-1)
 3rd: Pujols (48-42), Trout (20-21), Upton (10-15), Simmons (2-0), Escobar (0-2), Valbuena (0-1), Calhoun (0-1)
 4th: Pujols (27-31), Escobar (14-17), Calhoun (13-12), Valbuena (14-11), Cron (8-6), Marte (2-4), Simmons (2-1)
 5th: Simmons (35-37), Cron (16-10), Calhoun (9-11), Valbuena (9-9), Marte (6-6), Phillips (2-5), Escobar (1-3), Maldonado (2-0), Maybin (0-1)
 6th: Simmons (26-30), Valbuena (12-11), Maldonado (5-12), Maybin (9-5), Revere (6-7), Cron (8-5), Calhoun (8-4), Marte (4-6), Espinosa (2-0), Cowart (0-1), Fontana (0-1)
 7th: Valbuena (11-15), Revere (5-17), Cron (9-12), Maldonado (11-6), Espinosa (7-7), Maybin (6-6), Simmons (6-4), Calhoun (4-5), Pennington (6-3), Marte (4-3), Young Jr. (5-2), Cowart (3-0), Robinson (2-1), Franklin (0-1), Puello (1-0)
 8th: Maldonado (24-24), Espinosa (21-19), Cron (8-10), Pennington (6-7), Young Jr. (5-6), Graterol (2-6), Revere (2-4), Maybin (3-0), Cowart (3-0), Robinson (2-1), Fontana (1-2), Valbuena (1-1), Franklin (1-0), Perez (0-1), Flores (1-0), Skaggs (0-1)
 9th: Maldonado (24-23), Pennington (11-16), Cowart (10-11), Graterol (11-7), Young Jr. (4-6), Espinosa (4-4), Revere (4-2), Franklin (3-3), Perez (1-3), Robinson (1-2), Chavez (1-2), Nolasco (2-1), Flores (2-0), Fontana (1-0), Ramirez (1-0), Meyer (0-1), Shoemaker (0-1)

ANGELS REPLAY CHALLENGES

41 plays challenged
 7 calls STAND (17.1%)
 12 calls CONFIRMED (29.3%)
 22 calls OVERTURNED (53.7%)

2017 DISABLING INJURY LIST

PLAYER	INJURY	DISABLED	GAMES MISSED
Vicente Campos	Right elbow median nerve irritation	4/1 (retro to 3/30) - 4/24	20
Andrew Heaney	Left elbow UCL injury	4/1 (retro to 3/30) - 8/18	121
Huston Street	Right lat strain	4/1 (retro to 3/30) - 6/22	75
	Right adductor/groin strain	7/5 (retro to 7/3) - end of season	75
Nick Tropeano	Right elbow UCL injury	4/1 (retro to 3/30) - end of season	162
Luis Valbuena	Right hamstring strain	4/1 (retro to 3/30) - 5/2	27
Garrett Richards	Right biceps strain	4/7 (retro to 4/6) - 9/5	135
Andrew Bailey	Right shoulder inflammation	4/12 (retro to 4/10) - 8/12	110
	Right shoulder strain	8/21 (retro to 8/18) - end of season	41
Mike Morin	Neck tightness	4/21 (retro to 4/20) - 5/27	35
Cam Bedrosian	Right groin strain	4/22 - 6/17	53
Tyler Skaggs	Right oblique muscle strain	4/29 - 8/5	85
C.J. Cron	Left foot contusion	4/29 - 5/14	14
Yunel Escobar	Left hamstring strain	5/15 - 6/1	16
	Right oblique strain	8/8 - end of season	48
Alex Meyer	Back spasms	5/24 (retro to 5/21) - 6/1	11
	Right shoulder inflammation	7/24 (retro to 7/21) - end of season	63
Mike Trout	Left thumb ligament injury	5/29 - 7/14	39
Cameron Maybin	Left oblique muscle contusion	6/1 (retro to 5/30) - 6/9	10
	Right knee MCL sprain	7/19 - 8/7	16
Matt Shoemaker	Right forearm extensor strain	6/17 (retro to 6/15) - end of season	90
Bud Norris	Right knee inflammation	6/20 (retro to 6/19) - 7/1	11
	Right knee inflammation	8/29 (retro to 8/27) - 9/6	9
JC Ramirez	Right elbow strain	8/21 (retro to 8/20) - end of season	38
Jefry Marte	Left foot fracture	9/8 (retro to 9/5) - end of season	24

2017 REVIEW



2017 FINAL STATS



+ = ROOKIE, # = MULT. TEAMS

PLAYER	AVG	G	AB	R	H	TB	2B	3B	HR	RBI	SH	SF	HP	BB	IBB	SO	CS	SB	CS	GI DP	E	SLG	OBP	AB	PINCH HIT		
																									H	HR	RBI
Calhoun, K	.244	155	569	77	139	223	23	2	19	71	0	6	8	71	4	134	5	1	10	4	.392	.333	2	1	0	1	
Chavez, J	.000	38	5	0	0	0	0	0	0	0	1	0	0	0	0	5	0	0	0	0	.000	.000	0	0	0	0	
Cowart, K	.225	50	102	18	23	39	5	1	3	11	2	0	3	10	1	28	4	2	4	2	.382	.313	4	0	0	1	
LEFT	.167	18	3	3	3	3	0	0	2	0	0	1	0	1	0	7	0	0	0	0	.167	.211	0	0	0	0	
RIGHT	.225	84	20	36	5	1	3	9	2	0	3	0	9	1	21	2	2	2	2	.429	.333	4	0	0	1		
Cron, C	.248	100	339	39	84	148	14	1	16	56	0	3	7	22	0	96	3	2	5	4	.437	.305	4	2	1	2	
Escobar, Y	.274	89	350	43	96	139	20	1	7	31	0	0	0	2	29	0	51	1	4	15	.397	.333	1	0	0	0	
# Espinosa, D	.173	93	266	30	46	74	10	0	6	31	1	2	5	21	1	109	4	5	2	6	.278	.245	8	1	0	1	
LAA	.162	77	228	27	37	63	8	0	6	29	1	2	4	19	1	91	3	5	2	2	.276	.237	6	0	0	0	
RIGHT	.163	80	13	21	5	1	3	1	0	1	6	0	2	0	0	26	2	2	2	.262	.227	0	0	0	0		
LEFT	.162	148	24	42	3	0	5	23	1	1	3	13	1	65	2	.284	.242	2	0	.000	.111	0	0	0	0		
Flores, R	.125	3	8	0	1	1	0	0	0	1	0	1	0	0	0	1	0	0	0	.125	.111	0	0	0	0		
+Fontana, N	.050	12	20	1	1	4	0	0	1	1	0	0	0	3	0	8	1	1	1	.200	.174	1	0	0	0		
Franklin, N	.125	13	24	2	3	4	1	0	2	0	0	1	5	0	3	0	0	0	0	.167	.300	2	0	2	2		
RIGHT	.000	1	4	0	0	0	0	0	0	0	0	0	0	0	0	0	0	0	0	.000	.000	0	0	0	0		
LEFT	.130	23	3	4	1	0	0	2	0	0	1	5	0	3	0	.174	.310	3	2	0	.174	.310	3	2	0	2	
+Graterol, J	.202	48	84	5	17	21	4	0	10	0	2	0	1	0	1	13	0	0	4	1	.250	.207	0	0	0	0	
Maldonado, M	.221	138	429	43	95	158	19	1	14	38	8	1	18	15	1	119	0	2	12	2	.368	.276	3	0	0	0	
Marte, J	.173	45	127	10	22	39	5	0	4	14	0	1	4	13	0	34	1	0	2	2	.307	.269	6	2	3	3	
# Maybin, C	.228	114	395	63	90	144	20	2	10	35	1	1	2	51	1	94	33	8	12	3	.365	.318	5	0	1	0	
LAA	.235	93	336	57	79	118	19	1	6	22	0	1	2	48	1	78	29	5	11	3	.351	.333	4	1	0	1	
+Meyer, A	.500	13	2	0	1	1	0	0	0	0	0	0	0	0	0	1	0	0	0	.500	.500	0	0	0	0	0	
Nolasco, R	.000	33	5	0	0	0	0	0	0	0	0	0	0	2	2	0	0	0	0	.000	.286	0	0	0	0		
Pennington, C	.253	87	194	23	49	64	6	0	3	21	1	5	1	16	0	58	3	1	2	4	.330	.306	12	3	0	1	
RIGHT	.146	1	4	0	1	1	0	0	0	0	0	0	0	0	0	1	2	0	0	.250	.250	0	0	0	0		
LEFT	.256	133	34	48	5	0	3	18	1	3	1	15	0	42	0	.361	.329	8	3	0	.146	.329	8	3	0	1	
Perez, C	.100	11	20	1	2	5	0	0	1	3	0	0	0	1	0	6	0	0	0	.250	.143	2	0	0	0		
Phillips, B	.255	24	102	13	26	39	7	0	2	8	1	0	0	2	0	16	1	0	2	1	.382	.269	0	0	0	0	
+Puello, C	.206	17	34	6	7	7	0	0	3	0	0	1	4	0	12	2	0	2	0	.206	.308	4	1	0	1		
LAA	.250	1	4	0	1	1	0	0	0	1	0	0	0	0	0	0	0	0	0	.250	.250	0	0	0	0		
Pujols, A	.241	149	593	53	143	229	17	0	23	101	0	4	2	37	5	93	3	0	26	3	.386	.286	1	0	0	0	
Ramirez, J	.000	27	3	0	0	0	0	0	0	0	0	0	0	0	0	1	0	0	0	.000	.000	0	0	0	0		
Revere, B	.275	109	291	37	80	100	13	2	1	20	0	2	0	15	0	25	21	6	7	3	.344	.308	29	10	0	2	
Robinson, S	.194	20	31	7	6	6	0	0	0	1	0	3	0	0	5	2	0	1	0	.194	.257	1	0	0	0		
Shoemaker, M	.000	14	2	0	0	0	0	0	0	0	0	0	0	0	0	0	0	0	0	.000	.000	0	0	0	0		
Simmons, A	.278	158	589	77	164	248	38	2	14	69	0	8	3	47	0	67	19	6	20	14	.421	.331	0	0	0	0	
Skaggs, T	.000	16	1	0	0	0	0	0	0	0	0	0	0	0	0	1	0	0	0	.000	.000	0	0	0	0		
Trout, M	.306	114	402	92	123	253	25	3	33	72	0	4	7	94	15	90	22	4	8	1	.629	.442	0	0	0	0	
# Upton, J	.273	152	557	100	152	301	44	0	33	109	0	1	3	74	3	180	14	5	9	8	.540	.361	1	0	0	0	
LAA	.245	27	98	19	24	52	7	0	7	15	0	0	17	1	33	4	3	1	.531	.357	0	0	0	0	0	0	
Valbuena, L	.199	117	347	42	69	150	15	0	22	65	0	5	1	48	1	106	0	2	6	7	.432	.294	16	3	0	6	
Young Jr, E	.264	47	110	24	29	46	5	0	4	16	3	0	7	5	0	31	12	3	0	0	.418	.336	4	1	0	0	
RIGHT	.216	37	8	12	1	0	1	0	0	4	0	0	10	0	0	.324	.293	1	1	0	.000	.000	1	1	0	0	
LEFT	.288	73	21	34	4	0	3	16	2	0	7	1	0	21	0	.466	.358	3	0	0	.000	.150	0	0	0	0	
PITCHERS	.056	162	18	0	1	0	0	0	0	1	0	0	2	0	11	0	0	0	0	12.056	.150	0	0	0	0	0	
LOS ANGELES	.243	162	5415	710	1314	2151	251	14	186	678	17	46	70	523	30	1198	136	44	141	80	.397	.315	99	25	1	19	
OPPONENTS	.251	162	5460	709	1373	2344	265	17	224	673	24	30	44	470	25	1312	71	43	114	105	.429	.314	50	9	1	4	
DH	.239	162	603	57	144	234	18	0	24	102	0	5	3	42	5	97	9	1	25	0	.388	.289	3	0	0	0	
PITCHER	R/L	W	L	ERA	G	GS	CG	GF	SHO	SV	IP	H	R	ER	HR	HB	BB	IBB	SO	WP	BK	OPP	AVG				
Alvarez, J	L	0	3	3.88	64	0	0	12	0	1	48.2	50	23	21	7	0	12	5	45	1	0	.263					
Ballard, A	R	2	0	0.00	4	0	0	2	0	0	4.0	1	0	0	0	0	0	0	2	0	0	.077					
Bedrosian, C	R	6	5	4.43	48	0	0	13	0	6	44.2	41	26	22	5	0	17	1	53	7	0	.240					
+Bridwell, P	R	10	3	3.64	21	20	0	0	0	0	121.0	115	52	49	19	4	30	0	73	4	0	.252					
Chavez, J	R	7	11	5.35	38	21	0	6	0	0	138.0	148	83	28	2	45	2	119	1	0	0	.276					
Guerra, D	R	2	2	4.68	19	0	0	5	0	0	25.0	20	13	13	4	0	12	0	22	2	0	.217					
+Gurka, J	L	0	0	0.00	3	0	0	0	0	0	0.2	2	0	0	0	0	1	0	0	0	0	.500					
Heaney, A	L	1	2	7.06	5	5	0	0	0	0	21.2	27	17	12	0	9	0	27	2	0	0	.300					
Hernandez, D	R	1	0	2.23	38	0	0	10	0	1	36.1	29	10	9	0	1	8	0	37	3	0	.223					
+Magnifico, D	R	0	0	0.00	1	0	0	0	0	0	0.1	0	0	0	0	0	0	0	2	0	0	.000					
+Meyer, A	R	4	5	3.74	13	13	0	0	0	0	67.1	48	30	28	6	4	42	0	75	5	0	.197					
+Middleton, K	R	6	1	3.86	64	0	0	17	0	3	58.1	60	25	25	11	0	18	2	63	2	0	.265					
# Morin, M	R	0	0	7.20	16	0	0	8	0	0	20.0	29	16	16	3	1	5	1	16	0	0	.345					
LAA	R	0	0	6.91	10	0	0	3	0	0	14.1	21	11	11	3	1	2	1	10	0	0	.350					
Nolasco, R	R	6	15	4.92	33	33	1	0	1	0	181.0	205	102	99	35	3	58	3	143	4	0	.286					
Norris, B	R	2	6	4.21	60	3	0	35	0	19	62.0	56	29	29	8	27	3	74	6	0	0	.236					
+Paredes, E	R	0	1	4.43	18	0	0	6	0	1	22.1	21	11	11	2	3	6	1	17	0	0	.259					
Parker, B	R	3	3	2.54	71	0	0	17	0	8	67.1	40	20	19	7	1	16	0	86	4	0	.172					
Petit, Y	R	5	2	2.76	60	1	0	10	0	4	91.1	69	32	28	9	1	18	4	101</								



2017 WON-LOST BREAKDOWN



	HOME			AWAY			TOTALS		
	W	L	PCT.	W	L	PCT.	W	L	PCT.
Season	43	38	.531	37	44	.457	80	82	.494
Day Games	6	10	.375	13	13	.500	19	23	.452
Night Games	37	28	.569	24	31	.436	61	59	.508
vs. LH Starters	12	13	.480	12	11	.522	24	24	.500
vs. RH Starters	31	25	.554	25	33	.431	56	58	.491
One-Run Games	19	10	.655	8	12	.400	27	22	.551
Two-Run Games	6	10	.375	7	9	.438	13	19	.406
Extra Innings	4	4	.500	4	3	.571	8	7	.533
Shutouts	6	4	.600	4	8	.333	10	12	.455
In April	9	4	.692	5	9	.357	14	13	.519
May	8	5	.615	6	10	.375	14	15	.483
June	5	9	.357	9	5	.643	14	14	.500
July	5	5	.500	4	8	.333	9	13	.409
Aug.	11	8	.579	7	2	.778	18	10	.643
Sept./Oct.	5	7	.417	6	10	.375	11	17	.393
Pre All-Star Break	23	19	.548	22	28	.440	45	47	.489
Post All-Star Break	20	19	.513	15	16	.484	35	35	.500
Vs. Houston	3	6	.333	4	6	.400	7	12	.368
Oakland	7	2	.778	5	5	.500	12	7	.632
Seattle	6	3	.667	6	4	.600	12	7	.632
Texas	4	6	.400	4	5	.444	8	11	.421
AL WEST	20	17	.541	19	20	.487	39	37	.513
Vs. Chicago	3	0	1.000	1	3	.250	4	3	.571
Cleveland	0	3	.000	0	3	.000	0	6	.000
Detroit	2	2	.500	2	1	.667	4	3	.571
Kansas City	1	3	.250	0	3	.000	1	6	.143
Minnesota	1	3	.250	1	2	.333	2	5	.286
AL CENTRAL	7	11	.389	4	12	.250	11	23	.324
Vs. Baltimore	2	1	.667	2	1	.667	4	2	.667
Boston	2	1	.667	2	1	.667	4	2	.667
New York	2	1	.667	2	1	.667	4	2	.667
Tampa Bay	1	2	.333	2	2	.500	3	4	.429
Toronto	2	2	.500	2	1	.667	4	3	.571
AL EAST	9	7	.563	10	6	.625	19	13	.594
Vs. Atlanta	2	1	.667	0	0	---	2	1	.667
Los Angeles	1	1	.500	1	1	.500	2	2	.500
Miami	0	0	---	1	2	.333	1	2	.333
New York	0	0	---	1	2	.333	1	2	.333
Philadelphia	3	0	1.000	0	0	---	3	0	1.000
Washington	1	1	.500	1	1	.500	2	2	.500
NATIONAL LEAGUE	7	3	.700	4	6	.400	11	9	.550

2017 REVIEW



2017 AMERICAN LEAGUE STANDINGS



2017 FINAL

WEST	W	L	PCT.	GB	CENTRAL	W	L	PCT.	GB	EAST	W	L	PCT.	GB
Houston	101	61	.623	--	Cleveland	102	60	.630	--	Boston	93	69	.573	--
ANGELS	80	82	.494	21	Minnesota	85	77	.525	17	New York	91	71	.562	2
Seattle	78	84	.481	23	Kansas City	80	82	.494	22	Tampa Bay	80	82	.494	13
Texas	78	84	.481	23	Chicago	67	95	.414	35	Toronto	76	86	.469	17
Oakland	75	87	.463	26	Detroit	64	98	.395	38	Baltimore	75	87	.463	18

ALL-STAR BREAK

WEST	W	L	PCT.	GB	CENTRAL	W	L	PCT.	GB	EAST	W	L	PCT.	GB
Houston	60	29	.674	--	Cleveland	47	40	.540	--	Boston	50	39	.562	--
Texas	43	45	.489	16.5	Minnesota	45	43	.511	2.5	New York	45	41	.523	3.5
ANGELS	45	47	.489	16.5	Kansas City	44	43	.506	3	Tampa Bay	47	43	.522	3.5
Seattle	43	47	.478	17.5	Detroit	39	48	.448	8	Baltimore	42	46	.477	7.5
Oakland	39	50	.438	21	Chicago	38	49	.437	9	Toronto	41	47	.466	8.5

POST-ALL-STAR BREAK

WEST	W	L	PCT.	GB	CENTRAL	W	L	PCT.	GB	EAST	W	L	PCT.	GB
Houston	41	32	.562	--	Cleveland	55	20	.733	--	New York	46	30	.605	--
ANGELS	35	35	.500	4.5	Minnesota	40	34	.541	14.5	Boston	43	30	.589	1.5
Oakland	36	37	.493	5	Kansas City	36	39	.480	19	Toronto	35	39	.473	10
Seattle	35	37	.486	5.5	Chicago	29	46	.387	26	Tampa Bay	33	39	.458	11
Texas	35	39	.473	6.5	Detroit	25	50	.333	30	Baltimore	33	41	.446	12

END OF APRIL

WEST	W	L	PCT.	GB	CENTRAL	W	L	PCT.	GB	EAST	W	L	PCT.	GB
Houston	16	9	.640	--	Cleveland	14	10	.583	--	Baltimore	15	8	.652	--
ANGELS	14	13	.519	3	Chicago	13	10	.565	0.5	New York	15	8	.652	--
Texas	11	14	.440	5	Minnesota	12	11	.522	1.5	Boston	13	11	.542	2.5
Oakland	11	14	.440	5	Detroit	12	12	.500	2	Tampa Bay	12	14	.462	4.5
Seattle	11	15	.423	5.5	Kansas City	7	16	.304	6.5	Toronto	8	17	.320	8

END OF MAY

WEST	W	L	PCT.	GB	CENTRAL	W	L	PCT.	GB	EAST	W	L	PCT.	GB
Houston	38	16	.704	--	Minnesota	26	23	.531	--	New York	30	20	.600	--
ANGELS	28	28	.500	11	Cleveland	27	24	.529	--	Boston	29	23	.558	2
Texas	26	28	.481	12	Detroit	25	28	.472	3	Baltimore	27	24	.529	3.5
Seattle	25	29	.463	13	Chicago	24	28	.462	3.5	Tampa Bay	29	27	.518	4
Oakland	23	29	.442	14	Kansas City	22	30	.423	5.5	Toronto	26	27	.491	5.5

END OF JUNE

WEST	W	L	PCT.	GB	CENTRAL	W	L	PCT.	GB	EAST	W	L	PCT.	GB
Houston	54	27	.667	--	Cleveland	42	36	.538	--	Boston	45	35	.563	--
ANGELS	42	42	.500	13.5	Minnesota	40	38	.513	2	New York	43	35	.551	1
Seattle	40	41	.494	14	Kansas City	39	39	.500	3	Tampa Bay	42	40	.512	4
Texas	39	41	.488	14.5	Detroit	35	43	.449	7	Baltimore	39	40	.494	5.5
Oakland	35	45	.438	18.5	Chicago	35	44	.443	7.5	Toronto	37	42	.468	7.5

END OF JULY

WEST	W	L	PCT.	GB	CENTRAL	W	L	PCT.	GB	EAST	W	L	PCT.	GB
Houston	69	36	.657	--	Cleveland	57	47	.548	--	New York	57	47	.548	--
Seattle	54	53	.505	16	Kansas City	55	49	.529	2	Boston	58	49	.542	0.5
ANGELS	51	55	.481	18.5	Minnesota	50	53	.485	6.5	Tampa Bay	54	53	.505	4.5
Texas	50	55	.476	19	Detroit	47	57	.452	10	Baltimore	51	54	.486	6.5
Oakland	47	59	.443	22.5	Chicago	41	62	.398	15.5	Toronto	49	57	.462	9

END OF AUGUST

WEST	W	L	PCT.	GB	CENTRAL	W	L	PCT.	GB	EAST	W	L	PCT.	GB
Houston	80	53	.602	--	Cleveland	76	56	.576	--	Boston	76	58	.567	--
ANGELS	69	65	.515	11.5	Minnesota	70	63	.526	6.5	New York	71	62	.534	4.5
Texas	66	67	.496	14	Kansas City	65	67	.492	11	Baltimore	68	66	.507	8
Seattle	66	68	.493	14.5	Detroit	58	74	.439	18	Tampa Bay	67	68	.496	9.5
Oakland	58	75	.436	22	Chicago	52	80	.394	24	Toronto	62	72	.463	14

2017 REVIEW



2017 A.L. BATTING LEADERS



BATTING AVERAGE		HOME RUNS		RUNS BATTED IN		MULTI HIT GAMES	
.346	Altuve, J HOU	52	Judge, A NYY	119	Cruz, N SEA	59	Altuve, J HOU
.330	Garcia, A CWS	43	Davis, K OAK	114	Judge, A NYY	58	Abreu, J CWS
.318	Hosmer, E KC	41	Gallo, J TEX	110	Davis, K OAK	54	Andrus, E TEX
.318	Ramirez, J CLE	39	Cruz, N SEA	109	Upton, J LAA	53	Schoop, J BAL
.314	Reddick, J HOU	38	Moustakas, M KC	107	Encarnacio, E CLE	53	Hosmer, E KC
.306	Trout, M LAA	38	Morrison, L TB	105	Schoop, J BAL	52	Ramirez, J CLE
.305	Mauer, J MIN	38	Smook, J TOR	102	Abreu, J CWS	52	Garcia, A CWS
.304	Abreu, J CWS	38	Encarnacio, E CLE	102	Betts, M BOS	51	Dickerson, C TB
.303	Gonzalez, M HOU	35	Upton, J LAA	101 (03)	PLAYERS TIED	50	Lindor, F CLE
.300	Cain, L KC	34 (02)	PLAYERS TIED			50	Cabrera, M KC
RUNS		HITS		TOTAL BASES		GRAND SLAMS	
128	Judge, A NYY	204	Altuve, J HOU	343	Abreu, J CWS	3	Machado, M BAL
112	Springer, G HOU	192	Hosmer, E KC	341	Ramirez, J CLE	3	Upton, J LAA
112	Altuve, J HOU	191	Andrus, E TEX	340	Judge, A NYY	2	Motter, T SEA
107	Ramirez, J CLE	189	Abreu, J CWS	329	Lindor, F CLE	2	Goins, R TOR
106	Dozier, B MIN	186	Ramirez, J CLE	323	Altuve, J HOU	2	Seimien, M OAK
101	Betts, M BOS	182	Schoop, J BAL	313	Schoop, J BAL	2	Pearce, S TOR
100	Andrus, E TEX	178	Lindor, F CLE	306	Dozier, B MIN	1 (52)	PLAYERS TIED
100	Upton, J LAA	177	Cabrera, M KC	305	Cruz, N SEA		
99	Lindor, F CLE	175	Cain, L KC	303	Andrus, E TEX		
98	Hosmer, E KC	171	Garcia, A CWS	301 (02)	PLAYERS TIED		
DOUBLES		TRIPLES		STOLEN BASES		HITTING STREAKS	
56	Ramirez, J CLE	10	Castellano, N DET	34	Merrifield, W KC	59	Merrifield, W KC
49	Lowrie, J OAK	8	Sanchez, Y CWS	33	Maybin, C HOU	05/13 - 06/04	
46	Betts, M BOS	6	Abreu, J CWS	32	Altuve, J HOU	19	Altuve, J HOU
44	Lindor, F CLE	6	Buxton, B MIN	29	Buxton, B MIN	07/02 - 07/28	
44	Andrus, E TEX	6	Ramirez, J CLE	29	Deshields, D TEX	17 (05)	STREAKS TIED
44	Upton, J LAA	6	Merrifield, W KC	29	Davis, R BOS		
43	Gurriel, Y HOU	6	Bogaerts, X BOS	28	Dyson, J SEA		
43	Abreu, J CWS	6	Mahtook, M DET	26	Betts, M BOS		
39	Bregman, A HOU	5 (07)	PLAYERS TIED	26	Cain, L KC		
39	Altuve, J HOU			25	Andrus, E TEX		
WALKS		ON BASE PERCENTAGE		SLUGGING PERCENTAGE		EXTRA BASE HITS	
127	Judge, A NYY	.442	Trout, M LAA	.629	Trout, M LAA	91	Ramirez, J CLE
104	Encarnacio, E CLE	.422	Judge, A NYY	.627	Judge, A NYY	82	Abreu, J CWS
94	Trout, M LAA	.410	Altuve, J HOU	.583	Ramirez, J CLE	81	Lindor, F CLE
88	Santana, C CLE	.385	Hosmer, E KC	.552	Abreu, J CWS	79	Judge, A NYY
84	Souza, S TB	.384	Mauer, J MIN	.549	Cruz, N SEA	79	Upton, J LAA
84	Bautista, A TOR	.380	Garcia, A CWS	.547	Altuve, J HOU	72	Betts, M BOS
83	Frazier, T NYY	.377	Encarnacio, E CLE	.540	Upton, J LAA	72	Castellano, N DET
81	Morrison, L TB	.377	Gonzalez, M HOU	.537	Gallo, J TEX	72	Davis, K OAK
78	Dozier, B MIN	.375	Cruz, N SEA	.531	Sanchez, G NYY	68 (03)	PLAYERS TIED
77 (02)	PLAYERS TIED	.374	Ramirez, J CLE	.530	Gonzalez, M HOU		
OUTFIELD ASSISTS		HOME BATTING AVG		ROAD BATTING AVG.		RISP BATTING AVG	
13	Garcia, A CWS	.344	Reddick, J HOU	.381	Altuve, J HOU	.361	Jones, A BAL
12	Gardner, B NYY	.333	Garcia, A CWS	.327	Garcia, A CWS	.360	Gonzalez, M HOU
12	Cabrera, M KC	.332	Rosario, E MIN	.326	Hosmer, E KC	.357	Abreu, J CWS
11	Dyson, J SEA	.314	Ramirez, J CLE	.326	Gonzalez, M HOU	.355	Betts, M BOS
11	Benintendi, A BOS	.313	Segura, J SEA	.322	Ramirez, J CLE	.351	Benintendi, A BOS
10	Calhoun, K LAA	.312	Judge, A NYY	.321	Gregorius, D NYY	.346	Reddick, J HOU
10	Bautista, J TOR	.312	Trout, M LAA	.313	Abreu, J CWS	.340	Cruz, N SEA
9	Upton, J LAA	.311	Cain, L KC	.312	Gurriel, Y HOU	.340	Mancini, T BAL
9	Garcia, L CWS	.311	Altuve, J HOU	.309	Mauer, J MIN	.338	Schoop, J BAL
9	Deshields, D TEX	.310	Hosmer, E KC	.304	Mancini, T BAL	.336	Upton, J LAA
DAY BATTING AVG		NIGHT BATTING AVG		VS RIGHTY AVG		VS LEFTY AVG.	
.364	Hosmer, E KC	.349	Garcia, A CWS	.344	Altuve, J HOU	.424	Garcia, A CWS
.358	Altuve, J HOU	.341	Altuve, J HOU	.335	Hosmer, E KC	.362	Morales, K TOR
.349	Ramirez, J CLE	.330	Reddick, J HOU	.322	Gonzalez, M HOU	.356	Abreu, J CWS
.318	Cain, L KC	.314	Bregman, A HOU	.317	Gurriel, Y HOU	.353	Altuve, J HOU
.316	Mauer, J MIN	.314	Abreu, J CWS	.314	Reddick, J HOU	.344	Upton, J LAA
.310	Healy, R OAK	.313	Trout, M LAA	.313	Trout, M LAA	.336	Pillar, K TOR
.303	Springer, G HOU	.311	Gonzalez, M HOU	.312	Ramirez, J CLE	.331	Dozier, B MIN
.301	Cano, R SEA	.307	Segura, J SEA	.312	Caño, F SEA	.331	Bregman, A HOU
.301	Castellano, N DET	.303	Beckham, T BAL	.306	Cain, L KC	.331	Smook, J TOR
.298	Schoop, J BAL	.303	Ramirez, J CLE	.306	Cruz, N SEA	.329	Ramirez, J CLE

2017 REVIEW



2017 A.L. PITCHING LEADERS



EARNED RUN AVERAGE

2.25 Kluber, C	CLE
2.90 Sale, C	BOS
2.98 Severino, L	NY
3.09 Stroman, M	TOR
3.28 Santana, E	MIN
3.29 Carrasco, C	CLE
3.32 Pomeranz, D	BOS
3.36 Verlander, J	HOU
3.40 Cashner, A	TEX
3.55 Gray, S	NY

SAVES

47 Colome, A	TB
39 Osuna, R	TOR
35 Kimbrel, C	BOS
34 Diaz, E	SEA
34 Giles, K	HOU
30 Allen, C	CLE
28 Kintzler, B	MIN
26 Herrera, K	KC
22 Chapman, A	NY
19 Norris, B	LAA

GAMES

79 Shaw, B	B	CLE
79 Moylan, P	K	CLE
77 Jennings, D	TB	TOR
73 Tepera, R	TOR	OAK
72 Coulombe, D	OAK	DET
71 Greene, S	DET	LAA
71 Parker, B	LAA	TOR
70 (04) PLAYERS	TIED	

WINNING PERCENTAGE

.867 Peacock, B	HOU	(13-02)
.818 Kluber, C	CLE	(18-04)
.750 Carrasco, C	CLE	(18-06)
.739 Pomeranz, D	BOS	(17-06)
.737 Keuchel, D	HOU	(14-05)
.737 Sabathia, C	NY	(14-05)
.706 Paxton, J	SEA	(12-05)
.700 Severino, L	NY	(14-06)
.680 Sale, C	BOS	(17-08)
.667 (03) PLAYERS	TIED	

HOME EARNED RUN AVERAGE

1.81 Kluber, C	CLE
2.45 Verlander, J	HOU
2.46 Cobb, A	TB
2.63 Stroman, M	TOR
2.72 Cashner, A	TEX
3.16 Sale, C	BOS
3.22 Tanaka, M	NY
3.26 Archer, C	TB
3.34 Morton, C	HOU
3.43 Montgomery, J	NY

DAY EARNED RUN AVERAGE

1.85 Sale, C	BOS
1.89 Kluber, C	CLE
2.49 Santana, E	MIN
2.61 Porcello, R	BOS
2.64 Gray, S	NY
2.87 Carrasco, C	CLE
3.04 Rodriguez, E	BOS
3.16 Cobb, A	TB
3.42 Fulmer, M	DET
3.48 Pomeranz, D	BOS

WINS

18 Kluber, C	CLE
18 Vargas, J	KC
18 Carrasco, C	CLE
17 Bauer, T	CLE
17 Sale, C	BOS
17 Pomeranz, D	BOS
16 Santana, E	MIN
15 Verlander, J	HOU
14 (05) PLAYERS	TIED

GAMES STARTED

34 Gausman, K	BAL
34 Archer, C	TB
33 Stroman, M	TOR
33 Porcello, R	BOS
33 Estrada, M	TOR
33 Verlander, J	HOU
33 Nolasco, R	LAA
33 Santana, E	MIN
32 (07) PLAYERS	TIED

INNINGS PITCHED

214.1 Sale, C	BOS
211.1 Santana, E	MIN
206.0 Verlander, J	HOU
203.2 Kluber, C	CLE
203.1 Porcello, R	BOS
201.0 Stroman, M	TOR
201.0 Archer, C	TB
200.0 Carrasco, C	CLE
193.1 Severino, L	NY
186.2 Gausman, K	BAL

SHUTOUTS

3 Kluber, C	CLE
3 Santana, E	MIN
1 Tanaka, M	NY
1 Mengden, D	OAK
1 Bundy, D	BAL
1 Boyd, M	DET
1 Johnson, B	BOS
1 Griffin, A	TEX
1 Vargas, J	KC
1 Nolasco, R	LAA

ROAD EARNED RUN AVERAGE

2.24 Severino, L	NY
2.65 Carrasco, C	CLE
2.71 Santana, E	MIN
2.71 Sale, C	BOS
2.83 Kluber, C	CLE
3.19 Pomeranz, D	BOS
3.67 Porcello, R	BOS
3.72 Stroman, M	TOR
4.06 Duffy, D	KC
4.07 Cashner, A	TEX

NIGHT EARNED RUN AVERAGE

2.37 Severino, L	NY
2.41 Kluber, C	CLE
2.59 Stroman, M	TOR
3.15 Verlander, J	HOU
3.24 Pomeranz, D	BOS
3.34 Sale, C	BOS
3.54 Cashner, A	TEX
3.55 Bundy, D	BAL
3.57 Carrasco, C	CLE
3.76 Santana, E	MIN

WINNING STREAKS

9 Bauer, T	CLE
07/21 - 09/10	
9 Keuchel, D	HOU
04/03 - 06/02	
8 Pomeranz, D	BOS
06/27 - 08/28	
7 (07) STREAKS	TIED

COMPLETE GAMES

5 Kluber, C	CLE
5 Santana, E	MIN
2 Stroman, M	TOR
2 Porcello, R	BOS
1 (18) PLAYERS	TIED

STRIKEOUTS

308 Sale, C	BOS
265 Kluber, C	CLE
249 Archer, C	TB
230 Severino, L	NY
226 Carrasco, C	CLE
219 Verlander, J	HOU
196 Bauer, T	CLE
194 Tanaka, M	NY
181 Porcello, R	BOS
179 Gausman, K	BAL

OPPONENTS BATTING AVERAGE AGAINST

.193 Kluber, C	CLE
.208 Sale, C	BOS
.208 Severino, L	NY
.221 Verlander, J	HOU
.225 Santana, E	MIN
.226 Gray, S	NY
.235 Carrasco, C	CLE
.240 Bundy, D	BAL
.243 Fulmer, M	DET
.246 Archer, C	TB

2017 REVIEW



2017 A.L. TEAM LEADERS



CLUB	GF																									
	AVG	G	AB	R	OR	H	TB	2B	3B	HR	GS	RBI	SH	SF	HP	BP	IBB	SO	SB	CS	DP	LOB	SHO	SLG	OBP	
HOUSTON	.282	162	5611	896	700	1581	2681	346	20	238	5	854	11	61	70	509	27	1087	98	42	139	1094	6	.478	.346	
CLEVELAND	.263	162	5511	818	564	1449	2476	333	29	212	5	780	23	45	50	604	30	1153	88	23	125	1158	6	.449	.339	
NEW YORK	.262	162	5594	858	660	1463	2498	266	23	241	4	821	18	56	64	616	22	1386	90	22	119	1184	3	.447	.339	
BALTIMORE	.260	162	5650	743	841	1469	2458	269	12	232	6	713	10	37	50	592	12	1412	32	13	138	1041	12	.435	.312	
MINNESOTA	.260	162	5557	815	788	1443	2409	286	31	206	4	781	26	39	46	593	26	1342	95	28	105	1147	2	.434	.334	
KANSAS CITY	.259	162	5536	702	791	1436	2323	260	24	193	5	660	17	37	45	390	19	1166	91	31	160	1005	15	.420	.311	
SEATTLE	.258	162	5551	750	772	1436	2351	281	17	200	5	714	14	35	78	487	31	1267	89	35	131	1084	11	.424	.324	
DETROIT	.258	162	5556	735	894	1435	2355	289	35	187	7	699	11	27	52	503	21	1313	65	34	128	1104	12	.424	.324	
BOSTON	.258	162	5669	785	668	1461	2305	302	19	168	0	735	9	36	53	571	48	1224	106	31	141	1134	10	.407	.329	
CHICAGO	.256	162	5513	706	820	1412	2300	256	37	186	1	670	35	33	76	401	17	1397	71	31	124	1055	8	.417	.314	
OAKLAND	.245	162	5464	739	826	1394	2381	305	15	234	6	708	13	40	43	565	15	1491	57	22	129	1075	6	.436	.319	
TAMPA BAY	.245	162	5478	694	704	1340	2314	226	32	228	4	671	16	48	55	545	33	1538	88	34	115	1114	11	.422	.317	
TEXAS	.244	162	5430	799	816	1326	2334	255	21	237	3	756	27	39	81	544	18	1493	113	44	110	1015	6	.430	.320	
LOS ANGELES	.243	162	5415	710	709	1314	2151	251	14	186	4	678	17	46	70	542	30	1198	136	44	141	1033	12	.397	.315	
TORONTO	.240	162	5499	693	784	1320	2265	269	5	222	7	661	25	35	51	542	12	1327	53	24	153	1064	9	.412	.312	
TOTALS	.256	83034	11337	11837	35601	334	66	272	884	361	1272	1958	129	324	1215	11443	21229	4194	3170	10901	614	7785	19794	458	16307	429

CLUB PITCHING

CLUB	W	L	ERA	G	CG	SHO	REL	SV	IP	H	R	ER	HR	HB	BB	IBB	SO	WP	BK	OPP	AVG
CLEVELAND	102	60	3.30	162	7	19	497	37	1440.2	1267	564	529	163	45	406	15	1614	48	1	236	
BOSTON	93	69	3.70	162	5	11	515	39	1482.1	1384	668	610	195	49	465	18	1580	43	3	245	
NEW YORK	91	71	3.72	162	2	7	477	36	1448.2	1248	660	599	192	53	504	18	1560	83	4	228	
TAMPA BAY	80	82	3.97	162	0	9	511	53	1445.0	1324	704	638	193	48	503	37	1352	83	4	242	
HOUSTON	101	61	4.12	162	1	9	519	45	1446.0	1314	700	662	192	70	522	17	1593	86	4	240	
LOS ANGELES	80	82	4.20	162	1	10	543	43	1440.2	1373	709	672	224	44	470	25	1312	57	6	251	
TORONTO	76	86	4.42	162	2	6	578	45	1465.0	1460	784	720	203	48	549	25	1372	53	4	258	
SEATTLE	78	84	4.46	162	1	9	527	39	1440.1	1399	772	713	237	53	490	28	1244	73	7	254	
MINNESOTA	85	77	4.59	162	6	11	520	42	1436.0	1487	788	732	224	69	483	37	1166	52	8	266	
KANSAS CITY	80	82	4.61	162	1	6	538	39	1437.2	1480	791	737	196	52	519	24	1216	48	6	265	
TEXAS	78	84	4.66	162	2	6	464	29	1434.1	1443	816	742	214	74	559	22	1107	63	7	261	
OAKLAND	75	87	4.67	162	1	6	525	35	1431.0	1444	826	743	210	61	502	17	1202	84	3	261	
CHICAGO	67	95	4.78	162	0	3	520	25	1421.2	1384	829	755	242	68	632	36	1193	67	5	254	
BALTIMORE	75	87	4.97	162	1	10	492	35	1441.0	1505	841	795	242	60	579	21	1233	53	6	269	
DETROIT	64	98	5.36	162	2	4	510	32	1420.1	1586	894	846	218	61	538	42	1202	53	4	282	
TOTALS	1225	1205	4.37	1215	32	126	7736	574	21630.2	21098	11337	10493	3145	855	7721	382	19946	946	72	254	

CLUB FIELDING

CLUB	PCT	G	PO	A	E	TC	DP	TP	PB
CLEVELAND	.987	162	4322	1447	76	5845	167	0	9
MINNESOTA	.987	162	4308	1477	78	5863	143	1	16
KANSAS CITY	.987	162	4313	1525	79	5917	145	0	11
LOS ANGELES	.986	162	4322	1462	80	5864	135	0	10
DETROIT	.985	162	4261	1389	85	5735	146	1	14
TORONTO	.985	162	4395	1570	92	6057	145	0	8
BALTIMORE	.984	162	4323	1609	95	6027	175	2	8
NEW YORK	.984	162	4346	1468	95	5909	102	0	21
HOUSTON	.983	162	4338	1526	99	5963	153	0	16
TAMPA BAY	.983	162	4335	1433	100	5868	129	0	15
SEATTLE	.982	162	4321	1422	103	5846	147	0	15
TEXAS	.982	162	4303	1616	108	6027	173	0	8
BOSTON	.982	162	4447	1390	107	5944	126	1	19
CHICAGO	.981	162	4265	1541	114	5920	157	0	11
OAKLAND	.980	162	4293	1597	121	6011	162	0	16
TOTALS	.984	1215	64892	22472	1432	88796	2205	5	197



2017 REVIEW

My husband was an AL umpire for 15 years. Since we married after he retired I am not eligible to receive his pension now that he has passed. After three heart attacks, I learned that I have atrial fibrillation and high blood pressure. Disability expired and I am on a three year waiting list for housing assistance. Without the help of B.A.T., I do not know what I would do or how I would live.

I am a widow to an umpire

I am a member of the Baseball Family

I am a B.A.T. grant recipient



The Baseball Assistance Team provides members of the Baseball Family with medical, financial and psychological assistance through charitable contributions from corporations, foundations and individuals. If you know of a member of the Baseball Family in need of assistance please contact B.A.T. at 866-605-4594. All grants are confidential.



Connect with us on Facebook and Twitter
www.baseballassistanceteam.com

ANGELS RECORDS

Nolan Ryan owns several franchise and Major League records

RED SOX
ANGELS

SS	BURLES
2B	REMY
LF	RICE
1B	YASTRZ
C	FISK
CF	LYNN
DH	BROHAM
RF	EVANS
3B	HOBSON





ANGELS RECORDS



(Editor's Note: All Records Exclusive of 1972, 1981, 1994 & 1995 Seasons Unless Otherwise Noted)

CLUB GENERAL

SINGLE-SEASON GAMES WON-LOST

Most Games Played	163	1974 & 1969
Most Games Won	100	2008
Fewest Games Won	65	1980
Most Games Won, Home	54	2007 & 2002
Fewest Games Won, Home	30	1980
Most Games Won, Road	50	2008
Fewest Games Won, Road	24	1961
Best Record, Home	54-27	2007 & 2002
Best Record, Road	50-31	2008
Most Games Won, Before All-Star Break	57	2014 & 2008
Most Games Over .500 at All-Star Break	20 (57-37)	2014
Highest Won-Lost Pct.	617 (100-62)	2008
Lowest Won-Lost Pct.	406 (65-95)	1980
Most Games Lost	95	1980 & 1968
Most Games Lost, Home	51	1980
Fewest Games Lost, Home	27	2007 & 2002
Most Games Lost, Road	55	1961
Most Shutouts Participated	44	1964
Most Shutouts Won	28	1964
Most Shutouts Won, Home	18	1964
Most Shutouts Won, Road	12	1989
Most Shutouts Lost	23	1971
Most Shutouts Lost, Home	11	1972 & 1971
Most Shutouts Lost, Road	15	1969
Fewest Times Shutout	3	2014 & 1982
Fewest Times Shutout, Road	0	2014
Most One-Run Games	63	1967 & 1964
Most One-Run Games Won	37	1967
Most Games Won vs. One Club	15	2010 (Seattle) 2005 (Texas) 1967 (Oakland)
Most Games Won vs. One Club, Home	9	2014 (Texas)
Most Games Won vs. One Club, Road	9	2013 (Texas) 2001 (Seattle)
Most Games Lost vs. One Club	15	2001 (Seattle) 1975 (Kansas City)
Most Games Lost vs. One Club, Home	8	2013 (Texas) 1965 (Chicago)
Most Games Lost vs. One Club, Road	9	1961 (New York)
Most Extra-Inning Games Won	13	1976
Best Extra-Inning Record	11-3 (.786)	1985
Most Extra-Inning Games Lost	14	1983
Most 1-0 Games Won	10	1964
Most 1-0 Games Lost	5	1971, 1968 & 1967
Most Games Won, Homestand	11	2011 (June 27-July 20) 1962 (July 6-25)
Best Homestand Record	7-0	2004 (May 3-9)
Most Games Lost, Homestand	11	1988 (Sept. 13-25) 1963 (Aug. 2-18)
Worst Homestand Record	1-9	1980 (June 6-15)
Most Games Won, Road Trip	14	1962 (June 15-July 4)
Best Road Trip Record	6-0	2013 (June 25-30) 2002 (Sept. 3-8) 1979 (Apr. 13-19)
Most Games Lost, Road Trip	18	1961 (May 30-June 18)
Worst Road Trip Record	0-10	1969 (May 16-25)
Most Four-Game Sweeps	5	2014
Best Month	22-6	1998 (June)
Worst Month	7-20	1988 (Sept.)
Most Games Won vs. RHP	75	2007
Most Games Lost vs. RHP	75	1999
Most Games Won vs. LHP	37	2009
Most Games Lost vs. LHP	36	1974
Most Players Used	55	2017
Fewest Players Used	32	1978
Most Pitchers Used	31	2017 & 2014
Fewest Pitchers Used	13	1978
Most Times Using Disabled List	25	2017 & 2016

ANGELS RECORDS



ANGELS RECORDS



SEASON

SINGLE-SEASON TEAM BATTING

Highest Average2852009
Lowest Average2271968
Highest Average with RISP2972009
Highest Slugging Pct.4722000
Lowest Slugging Pct.3181976 & 1968
Most At-Bats5,6861996
Most Runs8832009
Fewest Runs4981968
Most Total Bases2,6592000
Most Hits1,6042009
Fewest Hits1,2091968
Most Players, 100-or-more Hits102009
Most Players, 50-or-more RBI112009 (MLB Record)
Most One-Base Hits1,1322004
Most Two-Base Hits3332002
Most Three-Base Hits541966
Most Home Runs2362000
Fewest Home Runs551975
Most Grand Slams81983 & 1979
Most Home Runs, Home:		
Angel Stadium of Anaheim1302000
Anaheim Stadium1041996
Chavez Ravine501962
Wrigley Field1221961
Fewest Home Runs, Home241976, 1975 & 1963
Most Home Runs, Road1062000
Fewest Home Runs, Road311975
Most Extra-Base Hits5792000
Most Runs Batted In8412009
Most Game-Winning RBI982002
Most Pinch-Hits581961
Fewest Pinch-Hits112011
Most PH Home Runs91987
Most PH RBI381973
Highest PH Average3331982
Most Hits, DH1961979
Fewest Hits, DH1212001
Most Home Runs, DH371979
Fewest Home Runs, DH82001
Most RBI, DH1341979
Fewest RBI, DH562001
Highest Average, DH3181979
Most Strikeouts1,2662014
Most Players, 100-or-more Strikeouts52014
Fewest Strikeouts6821978
Most Stolen Bases2201975
Highest Stolen Base Pct.80.2 (134/167)2012
Most Caught Stealing1081975
Most Sacrifice Hits1141982
Most Sacrifice Flies652007
Most Base on Balls6811961
Fewest Base on Balls4161992
Most Hit by Pitcher772001
Most Grounded into Double Plays1502013
Fewest Grounded into Double Plays981975
Most Left on Base1,2181996
Fewest Left on Base9751992



ANGELS RECORDS



SEASON

CLUB FIELDING

Highest Percentage	.986	2017, 2014, 2009, 2005 & 2002
Lowest Percentage	.969	1961
Most Putouts	4,448	2014
Fewest Putouts	4,264	2016
Most Assists	2,077	1983
Fewest Assists	1,462	2017
Most Total Chances	6,653	1983
Fewest Total Chances	5,844	2016
Most Errors	192	1961
Fewest Errors	80	2017
Most Errorless Games	101	2017
Most Double Plays	203	1985
Fewest Double Plays	55	1963
Most Passed Balls	30	1969
Fewest Passed Balls	4	1984 & 1982

CLUB PITCHING

Lowest ERA	2.91	1964
Highest ERA	5.30	1996
WHIP (Walks/Hits per IP)	1.22	2014 & 1968
Most Complete Games	72	1973
Fewest Complete Games	1	2017
Most Innings Pitched	1,482.2	2014
Fewest Innings Pitched	1,421.1	2016
Most Hits	1,636	1983
Fewest Hits	1,234	1968
Most Runs	943	1996
Fewest Runs	551	1964
Most Earned Runs	847	1996
Fewest Earned Runs	469	1964
Most Base on Balls	713	1961
Fewest Base on Balls	443	2005
Most Strikeouts	1,342	2014
Fewest Strikeouts	668	1983
Most Strikeouts, Starters	855	1973
Most Strikeouts, Relievers	601	2017
Most Strikeouts per 9 IP	8.20	2017
Most Holds	84	2016
Most Saves	66	2008
Fewest Saves	12	1974
Most Blown Saves	28	1988
Most Shutouts	28	1964
Fewest Shutouts	1	2001
Most Home Runs	228	2000
Fewest Home Runs	91	1965
Most Grand Slams	10	2003
Most Hit Batsmen	84	1996
Most Wild Pitches	85	2006
Most Balks	37	1988
Most Pitchers Used	31	2017 & 2014
Most Starting Pitchers Used	17	1967
Fewest Starting Pitchers Used	6	2004
Most Starters, 10-or-more wins	5	2008
Most Pitchers, 10-or-more wins	6	2008

MOST HOME RUNS IN A MONTH BY AN ANGEL PLAYER

MONTH	PLAYER	HR	YEAR
April	Albert Pujols	9	2014
	Brian Downing	9	1987
May	Mo Vaughn	13	2000
June	Albert Pujols	13	2015
	Tim Salmon	13	1996
July	Mike Trout	12	2015
August	Bobby Bonds	12	1977
September	Vladimir Guerrero	10	2004
	Mo Vaughn	10	1999
Sept./Oct.	Vladimir Guerrero	11	2004
	Mo Vaughn	11	1999

MOST RBI IN A MONTH BY AN ANGEL

MONTH	PLAYER	RBI	YEAR
April	Don Baylor	28	1979
May	Mo Vaughn	28	1999
June	Vladimir Guerrero	30	2004
July	Jim Edmonds	34	1995
	Don Baylor	34	1979
August	Kendrys Morales	33	2009
September	Garret Anderson	27	2000
	Mo Vaughn	27	1999
	Don Baylor	27	1978
	Bob Oliver	27	1973
	Frank Robinson	27	1973
Sept./Oct.	Mo Vaughn	29	1999

ANGELS RECORDS



ANGELS RECORDS



SEASON

INDIVIDUAL BATTING

HIGHEST AVERAGE

Right-Handed	337	2004 (Vladimir Guerrero)
Left-Handed	355	2000 (Darin Erstad)
Switch-Hitter	330	2007 (Chone Figgins)
Most Games	162	1979 (Don Baylor) 1971 & 1970 (Sandy Alomar) 1966 (Jim Fregosi) 1964 (Bobby Knoop) 1971 (Sandy Alomar)
Most At-Bats	689	1971 (Sandy Alomar)
Most Runs	129	2012 (Mike Trout)

MOST HITS

Right-Handed	206	2004 (Vladimir Guerrero)
Left-Handed	240	2000 (Darin Erstad)
Switch Hitter	186	2005 (Chone Figgins)

MOST ONE-BASE HITS

Right-Handed	156	1970 (Alex Johnson)
Left-Handed	170	2000 (Darin Erstad)
Switch Hitter	148	1971 (Sandy Alomar)

MOST TWO-BASE HITS

Right-Handed	50	2012 (Albert Pujols)
Left-Handed	56	2002 (Garret Anderson)
Switch Hitter	43	2009 (Kendrys Morales)

MOST THREE-BASE HITS

Right-Handed	13	1968 (Jim Fregosi)
Left-Handed	13	1975 (Mickey Rivers)
Switch Hitter	17	2004 (Chone Figgins)

MOST HOME RUNS

Right-Handed	47	2000 (Troy Glaus)
Left-Handed	39	1982 (Reggie Jackson)
Switch Hitter	34	2009 (Kendrys Morales)
Leadoff Position	30	2012 (Mike Trout)
Leading Off Game	7	1987 (Brian Downing)
Road	24	1963 & 1962 (Leon Wagner)
Month	13	2015 (June - Albert Pujols) 2000 (May - Mo Vaughn) 1996 (June - Tim Salmon)
Grand Slams	3	2002 (David Eckstein) 1979 & 1978 (Joe Rudi)

MOST HOME RUNS, HOME

Angel Stadium	24	2000 (Troy Glaus)
Anaheim Stadium	23	1993 (Tim Salmon)
Chavez Ravine	13	1962 (Leon Wagner)
Wrigley Field	19	1961 (Leon Wagner)

MOST EXTRA-BASE HITS

Most Extra-Base Hits	88	2002 (Garret Anderson)
----------------------	----	------------------------

MOST RBI

Right-Handed	139	1979 (Don Baylor)
Left-Handed	123	2002 & 2001 (Garret Anderson)
Switch Hitter	112	1993 (Chili Davis)
Month	34	1979 (July - Don Baylor) 1995 (July - Jim Edmonds)
Most Game-Winning RBI	21	1982 (Don Baylor)

MOST TOTAL BASES

Right-Handed	366	2004 (Vladimir Guerrero)
Left-Handed	366	2000 (Darin Erstad)
Switch Hitter	322	2009 (Kendrys Morales)

MISC.

Highest Slugging Pct.	629	2017 (Mike Trout)
Highest On-Base Pct.	442	2017 (Mike Trout)
Highest Pinch-Hit Average (20+ AB)	435	1964 (Willie Smith; 10/23)
Most At-Bats Pinch-Hitter	56	1973 (Winston Llenas)
Most Hits, PH	16	1973 (Winston Llenas)
Most Home Runs, PH	4	1996 (Jack Howell)
Most RBI, PH	18	1973 (Winston Llenas)

ANGELS RECORDS



ANGELS RECORDS



SEASON

INDIVIDUAL BATTING CONTINUED

Most Times On Base	309	2013 (Mike Trout)
Most Runs Created	142	2013 (Mike Trout)
Highest Designated Hitter Average★	349	1979 (Don Baylor)
Most At-Bats, DH	608	1982 (Don Baylor)
Most Hits, DH	160	1982 (Don Baylor)
Most Home Runs, DH	28	1996 (Chili Davis)
Most RBI, DH	112	1993 (Chili Davis)
Most Strikeouts	184	2014 (Mike Trout), 2013 (Mark Trumbo)
Most Stolen Bases	70	1975 (Mickey Rivers)
Highest Stolen Base Pct.	90.7 (49/54)	2012 (Mike Trout)
Most Caught Stealing	24	1993 (Chad Curtis & Luis Polonia)
Most Base on Balls	116	2016 (Mike Trout)
Most Intentional Base on Balls	28	2007 (Vladimir Guerrero)
Most Sacrifice Hits	26	1982 (Tim Foli)
Most Sacrifice Flies	13	1979 (Dan Ford)
Most Hit by Pitch	27	2002 (David Eckstein)
Most Grounded Into Double Plays	28	2014 (Albert Pujols)

★ Based on 250-or-more At-Bats

INDIVIDUAL PITCHING

LOWEST ERA

Starter (in starts only)	1.57	1964 (Dean Chance)
Reliever (in relief outings only)	1.31	1964 (Bob Lee)

MOST GAMES WON

RHP	22	1974 (Nolan Ryan)
LHP	22	1970 (Clyde Wright)
Home	13	1973 & 1972 (Nolan Ryan)
Road	13	2002 (Jarrod Washburn)
Reliever	12	1967 (Minnie Rojas) 1966 (Jack Sanford)

MOST GAMES LOST

RHP	19	1991 (Kirk McCaskill)
LHP	19	1974 (Frank Tanana) 1973 (Clyde Wright) 1967 (George Brunet)

ANGELS RECORDS

Most Games	78	2005 (Scot Shields)
Most Games Started	41	1974 (Nolan Ryan)
Most Complete Games	26	1974 & 1973 (Nolan Ryan)
Most Scoreless Appearances	67	2014 (Joe Smith)
Most Saves, RHP	62 (MLB Record)	2008 (Francisco Rodriguez)
Most Saves, LHP	48	2009 (Brian Fuentes)
Most Saves, Month	12	2008 (July - Francisco Rodriguez) 2006 (Aug. - Francisco Rodriguez) 2005 (Sept. - Francisco Rodriguez) 1991 (Sept. - Bryan Harvey)
Best Save Pct. (min. 30 SVO)	.929 (39/42)	2001 (Troy Percival)
Most Shutouts	11	1964 (Dean Chance)
Most Innings	332.2	1974 (Nolan Ryan)
Most Hits	287	1983 (Tommy John)
Fewest Hits★	160	1971 (Rudy May)
Most Runs	130	1988 (Mike Witt)
Fewest Runs★	56	1964 (Dean Chance)
Most Earned Runs	118	1996 (Jim Abbott)
Fewest Earned Runs★	51	1964 (Dean Chance)
Most Base on Balls	204	1977 (Nolan Ryan)
Fewest Base on Balls★	28	2005 (Paul Byrd)
Most Strikeouts	383 (MLB Record)	1973 (Nolan Ryan)
Fewest Strikeouts★	65	1973 (Clyde Wright)
Most Games, 10-or-more Strikeouts	23	1973 (Nolan Ryan)
Most Home Runs	40	2002 (Ramon Ortiz) 1996 (Shawn Boskie) 1969 (Tom Murphy)
Most Hit Batsmen	21	1969 (Tom Murphy)
Most Wild Pitches		
Starter	22	2014 (Garrett Richards)
Reliever	13	2004 (Kevin Gregg)
Most 1-0 Victories	6	1964 (Dean Chance)
Most Games Finished	69	2008 (Francisco Rodriguez)
Highest Won-Lost Percentage (min. 15 decisions)	.800 (20-5)	2012 (Jered Weaver)
	.800 (16-4)	2014 (Matt Shoemaker)



ANGELS RECORDS



GAME

CLUB GENERAL

Players Used, Game	25	2017 (Sept. 4 at OAK) 1986 (Sept. 10 at CLE)
Longest Game Time, Home (9 innings)	4:12	2017 (Aug. 6 vs. OAK)
Longest Game Time, Road (9 innings)	4:33	2017 (Sept. 1 at TEX)
Shortest Game Time, Home (9 innings)	1:31	1972 (May 6 vs. MIL)
Shortest Game Time, Road (9 innings)	1:38	1963 (Sept. 25 at NYY)
Longest Game Time, Extra-Innings, Home	6:32	2014 (Aug. 9 vs. BOS; 19 inn.)
Longest Game Time, Extra-Innings, Road	6:32	2013 (Apr. 29 at OAK; 19 inn.)
Longest Game, Innings, Home	20	1982 (Apr. 13 vs. SEA)
Longest Game, Innings, Road	20	1971 (July 9 at OAK)
Most Left On Base (9 innings)	17	1986 (Aug. 15 at MIN) 1982 (Sept. 18 at TOR)
Most Left On Base, Extra-Innings	20	1968 (Aug. 21 vs. BAL - 15 inn.)
Most Double Plays Turned by Angels	6	1998 (May 12 at CWS) 1975 (Aug. 8 vs. NYY) 1966 (May 1 at BOS) 1963 (Aug. 23 at WAS)
Largest Winning Margin	22 (24-2)	1979 (Aug. 25 at TOR)
Largest Winning Margin, Home	19 (19-0)	2002 (May 10 vs. CWS)
Largest Losing Margin	16 (18-2)	1996 (June 27 vs. OAK) 1993 (June 17 vs. TEX)
Largest Deficit Overcome, Win	8	1986 (Aug. 29 vs. DET; 13-12 win; Trailed 3-11 after 6 1/2)
Largest Deficit Overcome, Loss	9	1997 (July 31 vs. CWS; 14-12 loss)
Most Runs, Both Clubs	30 (9-21)	2000 (Sept. 30 vs. SEA)
Most Errors, 9 innings	6	1975 (June 27 vs. OAK)
Most Errors, Extra-Innings	6	1963 (Apr. 16 at MIN - 13 inn.)

CLUB BATTING

Most Runs	24 (24-2)	1979 (Aug. 25 at TOR)
Most Runs, Home	21 (21-6)	2004 (Aug. 25 vs. KC)
Most Runs, Inning	13	1997 (May 12 vs. CWS - 7th inn.) 1978 (Sept. 14 at TEX - 9th inn.)
Most Runs, Extra Inning (Single Inning)	9	2009 (Aug. 16 at BAL, 13th inn.)
Most Hits	26	1980 (June 20 at BOS) 1979 (Aug. 25 at TOR)
Most Hits, Inning	11	1997 (May 12 vs. CWS - 7th inn.) 1966 (Apr. 30 at BOS - 8th inn.)
Most Hits, First Inning	10	2013 (Apr. 20 vs. DET)
Most Total Bases	52	1980 (June 20 at BOS)
Most Total Bases, Inning	24	1966 (Apr. 30 at BOS - 8th inn.)
Most One-Base Hits	20	1967 (Aug. 23 at CLE)
Most Two-Base Hits	10	1999 (Apr. 12 at TEX)
Most Three-Base Hits	3 (16th time)	2011 (Sept. 2 vs. MIN)
Most Home Runs	7	2003 (June 4 at MON - Puerto Rico)
Most Home Runs, Inning	4	2000 (May 28 at KC - 5th inn.)
Most Home Runs, Both Clubs	11	1994 (July 1 at BAL; Cal - 5, Bal - 6)
Most Walks, 9 Innings	14	2000 (Sept. 23 at TEX)
Most Walks, Extra-Innings	14	1976 (May 8 vs. CLE - 13 inn.)
Most Strikeouts, 9 Innings	18	1978 (June 16 at NYY - Guidry)
Most Strikeouts, Extra-Innings	26	1971 (July 9 at OAK - 20 inn.)
Most Stolen Bases	7	1981 (Aug. 25 vs. BOS)
Most Stolen Bases, Inning	4 (last time)	1997 (June 28 at SEA, 7th inn.)
Most Steals of Home	2	1966 (Sept. 3 vs. WAS)
Most Steals by Opponent	8	2016 (Aug. 12 at CLE)
Most Extra-Base Hits	13	1980 (June 20 at BOS) 1979 (Aug. 25 at TOR)
Most Pinch-Hitters Used	7	1968 (Sept. 4 vs. CLE)

ANGELS RECORDS



ANGELS RECORDS



GAME

CLUB PITCHING

Most Runs Allowed	21	2000 (Sept. 30 vs. SEA)
Most Runs Allowed, Home	21	2000 (Sept. 30 vs. SEA)
Most Runs Allowed, Road	20	1990 (July 8 at MIL)
Most Runs Allowed, Inning	13	1996 (July 5 at OAK - 1st inn.) 1990 (July 8 at MIL - 5th inn.)
Most Hits Allowed	26	1980 (Aug. 28 at BAL)
Most Hits Allowed, Inning	10	1990 (July 8 at MIL - 5th inn.)
Most Two-Base Hits Allowed	8	1994 (Aug. 9 vs. KC) 1980 (Aug. 28 at BAL)
Most Home Runs Allowed	8	2005 (June 30 at TEX) 1996 (June 27 vs. OAK)
Most Home Runs Allowed, Inning	4	2000 (May 26 at KC - 6th inn.) 1995 (Sept. 5 at BAL - 2nd inn.) 1963 (July 31 at CLE - 3rd inn.)
Most Base on Balls Allowed, 9 Innings	12 (last time)	2000 (Sept. 30 vs. SEA)
Most Base on Balls Allowed, Extra-Innings	13	1994 (Aug. 6 vs. CWS, 10 inn.) 1992 (July 12 at DET, 10 inn.)
Most Strikeouts, 9 Innings	20	2012 (Sept. 25 at SEA)
Most Strikeouts, Extra-Innings	26	2004 (June 8 vs. MIL, 17 inn.)
Most Hit Batsmen	4 (last time)	1999 (June 13 vs. ARI, 13 inn.)
Most Wild Pitches	6	1991 (Apr. 13 at MIN)
Most Pitchers Used, 9 Innings	9 (last time)	2015 (Oct. 3 at TEX)
Most Pitchers Used, Extra-Innings	12	2017 (Sept. 4 at OAK, 11 inn.)

INDIVIDUAL BATTING

Most At-Bats (9 inn.)	7	Jim Edmonds	1995 (June 29 at TEX)
		Wally Joyner	1986 (Aug. 5 at MIN)
		Don Baylor	1979 (Aug. 25 at TOR)
		Albie Pearson	1961 (July 21 vs. WAS)
Most At-Bats (Extras)	9	Albert Pujols	2014 (Aug. 9 vs. BOS; 19 inn.)
		Brendan Harris, Howie Kendrick	2013 (Apr. 29 at OAK; 19 inn.)
		Don Baylor	1982 (Apr. 13 vs. SEA; 20 inn.)
Most Runs	5	C.J. Cron	2016 (July 2 at BOS)
		Mark Trumbo	2013 (Sept. 10 at TOR)
		Erick Aybar	2011 (Sept. 18 at BAL)
		Tim Salmon	1998 (Apr. 12 at CLE)
Most Hits	6	C.J. Cron	2016 (July 2 at BOS - 9 inn.)
		Chone Figgins	2007 (June 18 vs. HOU - 9 inn.)
		Garret Anderson	1996 (Sept. 27 at TEX - 15 inn.)
Most Hits, Inning	2	Several times; last - Martin Maldonado	2017 (Aug. 2 vs. PHI - 3rd inn.)
Most Hits, Extra-Innings	6	Garret Anderson	1996 (Sept. 27 at TEX)
Most Two-Base Hits	3	Several times; last - Cameron Maybin	2017 (May 16 vs. CWS)
Most Three-Base Hits	2	Several times; last - Erick Aybar	2011 (Sept. 2 vs. MIN)
Most Home Runs, Game	3	Torii Hunter	2009 (June 13 vs. SD)
		Garret Anderson	2003 (June 4 at MON - Puerto Rico)
		Troy Glaus	2002 (Sept. 15 vs. TEX)
		Dave Winfield	1991 (Apr. 13 at MIN)
		Wally Joyner	1987 (Oct. 3 vs. CLE)
		Reggie Jackson	1986 (Sept. 18 vs. KC)
		Doug DeCinces	1982 (Aug. 8 at SEA) 1982 (Aug. 3 vs. MIN)
		Fred Patek	1980 (June 20 at BOS)
		Carney Lansford	1979 (Sept. 1 at CLE)
		Leroy Stanton	1973 (July 10 at BAL)
		Lee Thomas	1961 (Sept. 5 at KC)
Most Extra-Base Hits	4	10 times; last - Mark Trumbo	2013 (Sept. 10 at TOR)
Most Total Bases	15	Dave Winfield	1991 (Apr. 13 at MIN)
Most RBI	10	Garret Anderson	2007 (Aug. 21 vs. NYY)
Most Base on Balls, 9 Innings	4	Several times; last - David Freese	2014 (June 8 vs. CWS)
Most Base on Balls, Extra Innings	5	Albie Pearson	1963 (Apr. 24 at DET - 14 inn.) 1961 (June 25 vs. BAL - 15 inn.)
Most Intentional Base on Balls	3	6 times; last - Albert Pujols	2013 (Apr. 6 at TEX)
Most Strikeouts, 9 Innings	4	Several times; last - Cameron Maybin	2017 (June 28 vs. LAD)
Most Strikeouts, Extra-Innings	6	Bill Cowan	1971 (July 9 at OAK)
		Rick Reichardt	1966 (May 31 vs. CLE)
Most Grounded Into Double Plays	3	4 times; last - Josh Hamilton	2013 (June 18 vs. SEA)
Most Stolen Bases	4	4 times; last - Cameron Maybin	2017 (June 9 at HOU)
Most Caught Stealing	3	Luis Polonia	1993 (May 24 at SEA)
Players Hitting for Cycle		Mike Trout	2013 (May 21 vs. SEA)
		Chone Figgins	2006 (Sept. 16 at TEX)
		Jeff DaVanon	2004 (Aug. 25 vs. KC)
		Dave Winfield	1991 (June 24 at KC)
		Dan Ford	1979 (Aug. 10 vs. SEA)
		Jim Fregosi	1968 (May 20 vs. BOS)

ANGELS RECORDS



ANGELS RECORDS



GAME

5-for-5 Game	Yunel Escobar	2016 (Aug. 17 vs. SEA) 2016 (July 26 at KC)
Erick Aybar	2015 (July 3, 2015 at TEX)	
Mark Trumbo	2013 (Sept. 10 at TOR)	
Bobby Abreu	2011 (Apr. 3 at KC)	
Kendrys Morales	2009 (Aug. 28 vs. OAK)	
Casey Kotchman	2008 (July 23 vs. CLE)	
Chone Figgins	2007 (June 18 vs. HOU - 6-for-6)	
David Eckstein	2004 (June 2 vs. BOS)	
Darin Erstad	2002 (Aug. 27 vs. TB)	
Tim Salmon	2002 (July 19 vs. SEA)	
Mo Vaughn	2000 (May 24 at MIN)	
Gary DiSarcina	1998 (Sept. 24 at OAK) 1998 (June 13 at TEX)	
Darin Erstad	1998 (June 9 at ARI)	
Rex Hudler	1996 (May 26 vs. BOS)	
Tony Phillips	1995 (June 14 vs. MIN)	
Chili Davis	1995 (May 10 vs. TEX)	
Chris Turner	1994 (July 5 at BOS)	
Tim Salmon	1994 (May 13 at SEA)	
Dave Winfield	1991 (June 24 at KC)	
Dave Gallagher	1991 (May 19 at BAL)	
Bob Boone	1988 (June 17 at KC)	
Juan Beniquez	1984 (May 29 vs. NYY)	
Rod Carew	1981 (Aug. 21 vs. CLE)	
Rick Burleson	1981 (June 3 at TOR)	
Dickie Thon	1980 (May 28 vs. TEX)	
Brian Downing	1979 (Apr. 15 at OAK)	
Mario Guerrero	1977 (June 14 at MIN)	
Richie Scheinblum	1973 (July 28 at KC)	
Tom Satriano	1968 (Aug. 11 at BAL)	
Lee Thomas	1961 (Sept. 5 at KC)	

INDIVIDUAL PITCHING

Perfect Game	Mike Witt	1984 (Sept. 30 at TEX)
No-Hitters, Angels (incl. combined)	Jered Weaver	2012 (May 2 vs. MIN)
	Ervin Santana	2011 (July 27 at CLE)
	Jered Weaver, Jose Arredondo (unofficial)	2008 (June 28 at LAD, 8 IP)
	Mark Langston, Mike Witt	1990 (Apr. 11 vs. SEA)
	Mike Witt	1984 (Sept. 30 at TEX - Perfect Game)
	Nolan Ryan	1975 (June 1 vs. BAL) 1974 (Sept. 28 vs. MIN) 1973 (July 15 at DET) 1973 (May 15 at KC)
	Clyde Wright	1970 (July 3 vs. OAK)
	Bo Belinsky	1962 (May 5 vs. BAL)
No-Hitters, Opponents (incl. combined)	Eric Milton	1999 (Sept. 11 at MIN)
	Kenny Rogers	1994 (July 28 at TEX - Perfect Game)
	Joe Cowley	1986 (Sept. 19 vs. CWS)
	Bert Blyleven	1977 (Sept. 22 vs. CLE)
	Dennis Eckersley	1977 (May 30 at CLE)
	Vida Blue	1975 (Sept. 28 at OAK)
	Glenn Abbott	
	Paul Lindblad	
	Rollie Fingers	
	Earl Wilson	1962 (June 26 at BOS)
One-Hitters, Angels (individual)	(last time - Ervin Santana)	2012 (June 16 vs. ARI)
One-Hitters, Opponents (individual)	(last time - Justin Verlander)	2015 (Aug. 26 at DET)
Most Earned Runs Allowed	13 Scott Kazmir	2010 (July 10 at OAK)
Most Hits Allowed	15 John Lackey	2008 (July 10 at TEX - 5.2 IP)
	Paul Hartzell	1976 (Sept. 9 at KC - 8.2 IP)
Most Home Runs Allowed	5 Willie Fraser	1988 (Aug. 16 at NYY)
Most Base on Balls, 9 Innings	10 Andy Hassler	1974 (Sept. 4 at OAK)
	Nolan Ryan	1974 (Apr. 5 at CWS)
Most Base on Balls, Extra-Innings	11 Rudy May	1973 (Sept. 17 at OAK - 12.2 IP)
Most Base on Balls, Inning (No IBB)	5 (last time - Zack Greinke)	2012 (Aug. 8 at OAK)
Most Strikeouts, 9 Innings	19 Nolan Ryan	1974 (Aug. 12 vs. BOS)
Most Strikeouts, Extra-Innings	19 Nolan Ryan	1977 (June 8 vs. TOR - 10 IP) 1974 (Aug. 20 vs. DET - 11 IP) 1974 (June 14 vs. BOS - 13 IP)
Most Strikeouts, Inning	4 Zack Greinke	2012 (Sept. 25 vs. SEA)
	Scot Shields	2008 (June 21 at PHI, 8th inn.)
	Chuck Finley	1999 (Aug. 15 vs. DET, 1st inn.) 1999 (May 12 at NYY, 3rd inn.)
	Ryne Duren	1961 (May 18 vs. CWS, 7th inn.)
Most Hit Batsmen	4 Scott Schoeneweis	2001 (June 7 vs. OAK)
	Omar Olivares	1999 (June 13 vs. ARI)
	Steve Sparks	1999 (May 22 at TB)
	Ken McBride	1964 (Apr. 23 vs. CLE)
Striking Out the Side, 9 Pitches	Garrett Richards	2014 (June 4 at HOU - 2nd inn.)
	Nolan Ryan	1972 (July 9 vs. BOS - 2nd inn.)

ANGELS RECORDS



ANGELS RECORDS



CONSECUTIVE

CLUB GENERAL	
Games Won	11 1964 (June 16-26)
Games Won, Home	12 1967 (July 4-Aug. 4)
Games Won, Road	11 1988 (July 6-Aug. 2)
Games Won vs. One Club	14 vs. DET (May 8, 2002-Aug. 23, 2003)
Games Won vs. One Club, Home	11 vs. DET (May 8, 2002-May 5, 2004)
Games Won vs. One Club, Road	9 1965 (KC - 3) 1964 (KC - 6)
Double-Headers Won	5 1964 (July 12-26)
Come-From-Behind Wins	7 1996 (June 9-15)
Games Lost	13 1988-89 (Sept. 19-Apr. 4)
Games Lost, Home	15 1974 (June 30-July 28)
Games Lost, Road	14 1969 (Apr. 29-June 8)
Games Lost vs. One Club, Home	13 1975 (CLE - 6) 1974 (CLE - 6) 1973 (CLE - 1)
Games Lost vs. One Club, Road	12 1966 (CWS - 1) 1965 (CWS - 9) 1964 (CWS - 2)
Errorless Games	14 4 times; last, 2017 (July 1-21)
Games Making Double Plays	18 1963 (Aug. 13-Sept. 1 - 38 DP)

CLUB BATTING	
Hits, Game (No BB/SF/HBP)	7 2009 (June 12 vs. SD - 4th inn.) 2002 (Aug. 31 vs. BAL - 2nd inn.) 1998 (July 29 vs. NYY - 4th inn.) 1988 (Aug. 27 vs. NYY - 2nd inn.) 1979 (May 13 at NYY - 9th inn.)
Hits, Game (Including BB/SF/HBP)	11 1997 (May 12 vs. CWS - 7th inn.)
Consecutive Batters Reaching Base Safely, Game	10 1979 (July 4 vs. OAK - 8th inn.) 1978 (Sept. 14 at TEX - 9th inn.)
Games with a Home Run	18 July 26-Aug. 13, 1982 (30 Total)
Games with a Double	28 July 26-Aug. 24, 1990 (43 Total)
Consecutive Home Runs	3 Kole Calhoun, Mike Trout, Albert Pujols 2016 (Sept. 3 at SEA) Juan Rivera, Kendrys Morales, Mike Napoli 2009 (July 27 vs. CLE) Kendrys Morales, Mike Napoli, Brandon Wood 2008 (Sept. 18 at OAK) Vladimir Guerrero, Jose Guillen, Jeff DaVanon 2004 (May 24 at TOR) Troy Glaus, Darin Erstad, Garret Anderson 2001 (July 26 vs. TB) Garret Anderson, Troy Glaus, Scott Spiezio 2000 (June 24 vs. MIN) Mo Vaughn, Tim Salmon, Garret Anderson 2000 (May 28 at KC) Reggie Jackson, Bobby Grich, Brian Downing 1984 (Apr. 24 at BOS) Bobby Bonds, Don Baylor, Ron Jackson 1977 (May 11 vs. BAL) Lee Thomas, Leon Wagner, Bob Rodgers 1962 (Aug. 28 vs. KC)
Stolen Bases	18 1991 (May 30-June 22)

CLUB PITCHING	
Complete Games	7 1972 (Sept. 21-27)
Shutouts	3 1974 (Sept. 28-Oct. 1) 1965 (July 9-11)
Shutout Innings Pitched	32.2 1974 (Sept. 28-Oct. 2)
Games With Save	6 2005 (Sept. 17-23) 1996 (June 10-15)
Innings, No Home Runs	100.2 1974 (July 22-Aug. 6)
Games Allowing a Home Run	17 2017 (May 30-June 16; 24 total) 2017 (Aug. 23-Sept. 10; 32 total) 1994 (July 5-24; 28 total)
Games Allowing a Home Run (Starters)	16 1994 (July 5-23; 23 total)

INDIVIDUAL BATTING	
Games Played	648 Sandy Alomar May 16, 1969-May 21, 1973
Games Hitting Safely	28 Garret Anderson 1998 (June 28-July 31)
Games Reaching Base Safely	63 Orlando Cabrera 2006 (Apr. 25-July 6)
Hits (Consecutive PAs - no BB/SF/HBP)	9 Bengie Molina 2001 (Aug. 20-23)
Times on Base Safely	12 Bobby Grich 1984 (Sept. 14-17)
Games with Home Run	5 Bobby Bonds 1977 (Aug. 2-7)
Games with RBI	12 Garret Anderson 2007 (Aug. 26-Sept. 7)
Games with One-or-More Runs	15 Mike Trout 2012 (July 5-23)
Stolen Bases	30 Mike Trout 2012 (June 5-Aug. 21)

ANGELS RECORDS



ANGELS RECORDS



CONSECUTIVE

INDIVIDUAL PITCHING	
Games Won	14 Chuck Finley 1997-98 (July 1-May 2)
Games Won, Season	12 Jarrrod Washburn 2002 (Apr. 19-July 21)
Games Won, Start of Season	9 Jered Weaver (12 starts) 2006 (May 27-Aug. 18)
Games Won, Reliever	10 Darren Oliver May 6, 2008-July 18, 2009
	Jack Sanford 1966 (May 6-Aug. 4)
Complete Games Won	7 Nolan Ryan 1973 (Aug. 29-Sept. 27)
Games Lost	17 Andy Hassler May 4, 1975-July 2, 1976
Games Appeared	7 Clyde Wright 1969 (Aug. 1-9)
Complete Games	14 Frank Tanana 1977 (Apr. 29-July 3)
Shutouts	3 Nolan Ryan Sept. 29, 1976-Apr. 7, 1977
	Rudy May Apr. 23-May 4, 1973
	Nolan Ryan Aug. 22-31, 1972
	Jim McGlothlin May 28-June 7, 1967
	Dean Chance July 11-19, 1964
Shutout Innings	36 Jim McGlothlin
Innings, No Home Runs	105.2 Greg Minton June 18, 1988-June 10, 1989
Strikeouts	8 Cam Bedrosian 2016 (July 28-Aug. 2)
	Nolan Ryan 1973 (Aug. 7 at Milwaukee)
	1972 (July 9 vs. Boston)
Strikeouts, Two Consecutive Games	32 Nolan Ryan 1974 (Aug. 7 vs. CWS - 13 & Aug. 12 vs. BOS - 19)
Strikeouts, Three Consecutive Games	47 Nolan Ryan 1974 (Aug. 12 vs. BOS - 19, Aug. 16 vs. MIL - 9 & Aug. 20 vs. DET - 19)
Saves	25 Francisco Rodriguez 2008 (Apr. 14-June 11)

ROOKIE SEASON

INDIVIDUAL BATTING	
Highest Average	.326 2012 (Mike Trout)
Highest On-Base Percentage	.399 2012 (Mike Trout)
Highest Slugging Percentage	.564 2012 (Mike Trout)
Highest OPS	.963 2012 (Mike Trout)
Most Games	162 1964 (Bobby Knoop)
Most At-Bats	639 1987 (Devon White)
Most Runs	129 2012 (Mike Trout)
Most Hits	182 2012 (Mike Trout)
Most Multi-Hit Games	56 2012 (Mike Trout)
Most Extra-Base Hits	67 1993 (Tim Salmon)
Most Two-Base Hits	35 1993 (Tim Salmon)
Most Three-Base Hits	11 2000 (Adam Kennedy)
Most Home Runs	31 1993 (Tim Salmon)
Most Consecutive Games w/ One-or-More HR	4 (5 total) 1993 (Tim Salmon; Aug. 16-19)
Most Total Bases	315 2012 (Mike Trout)
Most Runs Batted In	100 1986 (Wally Joyner)
Most Game-Winning RBI	14 1986 (Wally Joyner)
Most Stolen Bases	49 2012 (Mike Trout)
Longest Hitting Streak	21 2004 (Robb Quinlan)
Most Sacrifice Hits	16 2001 (David Eckstein)
Most Sacrifice Flies	12 1986 (Wally Joyner)
Most Hit by Pitch	21 2001 (David Eckstein)
Most Base on Balls	82 1993 (Tim Salmon)
Most Strikeouts	139 2012 (Mike Trout)

LONGEST HITTING STREAKS IN ANGELS HISTORY

28 - Garret Anderson (1998)	21 - Darin Erstad (2005)	18 - Howie Kendrick (2011)
25 - Rod Carew (1982)	Robb Quinlan (2004)	Torii Hunter (2011)
23 - Garret Anderson (2008)	Randy Velarde (1996)	David Eckstein (2004)
Jim Edmonds (1995)	Bobby Grich (1981)	Chad Curtis (1993)
22 - Sandy Alomar (1970)	20 - Kendrys Morales (2009)	Fred Lynn (1982)
	Vladimir Guerrero (2006)	Rod Carew (1980)
	Tim Salmon (2003)	Sandy Alomar (1971)
	Bobby Grich (1979)	Buck Rodgers (1964)
	19 - Rod Carew (1982)	



ANGELS RECORDS



ROOKIE SEASON

STARTERS (BASED ON 200-OR-MORE INNINGS PITCHED)

Lowest ERA	2.93	1965 (Marcelino Lopez)
Most Games Won	16	2014 (Matt Shoemaker)
Best Winning Pct.	800 (16-4)	2014 (Matt Shoemaker)
Consecutive Wins to Start Career	9	2006 (Jered Weaver)
Most Games Lost	19	1974 (Frank Tanana)
Fewest Games Lost	10	1987 (Willie Fraser) 1962 (Dean Chance)
Most Games ★	39	1974 (Frank Tanana)
Most Starts	36	1961 (Ken McBride)
Most Complete Games	12	1974 (Frank Tanana)
Most Innings Pitched	268.2	1974 (Frank Tanana)
Most Hits Allowed	262	1974 (Frank Tanana)
Fewest Hits Allowed	185	1965 (Marcelino Lopez)
Most Runs Allowed	113	1961 (Ken McBride)
Fewest Runs Allowed	79	1965 (Marcelino Lopez)
Most Earned Runs	97	1961 (Ken McBride)
Fewest Earned Runs	68	1962 (Dean Chance)
Most Base on Balls	122	1962 (Bo Belinsky)
Fewest Base on Balls	61	1984 (Ron Romanick)
Most Strikeouts	180	1974 (Frank Tanana) 1961 (Ken McBride)
Most Shutouts	4	1974 (Frank Tanana)
Lowest Batting Average Against	233	1965 (Marcelino Lopez)
No-Hitter	Bo Belinsky	1962 (May 5 vs. BAL)

★ Tanana's total includes four relief appearances.

ROOKIE SEASON

RELIEVERS (BASED ON 40-OR-MORE GAMES)

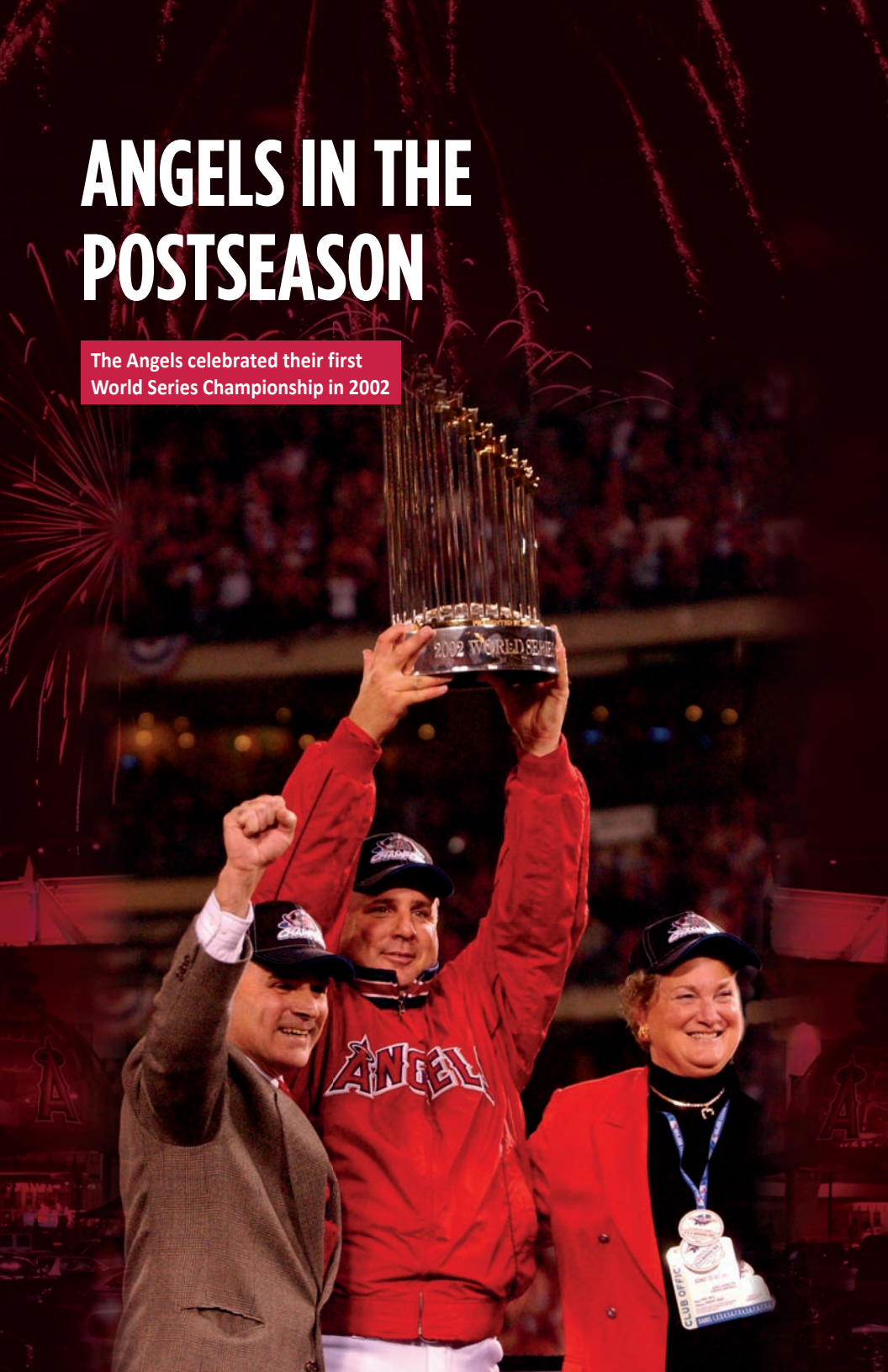
Lowest ERA	1.33	1964 (Bob Lee)
Most Games Won	11	1979 (Mark Clear)
Most Games	75	2013 (Dane De La Rosa)
Most Saves	32	2011 (Jordan Walden)
Most Innings Pitched	114	1987 (DeWayne Buice)
Most Hits Allowed	89	1982 (Luis Sanchez)
Fewest Hits Allowed	32	2002 (Brendan Donnelly)
Most Runs Allowed	48	1979 (Mark Clear)
Fewest Runs Allowed	13	2002 (Brendan Donnelly) 1969 (Ken Tatum)
Most Earned Runs	44	1979 (Mark Clear)
Fewest Earned Runs	11	2008 (Jose Arredondo)
Most Base on Balls	68	1979 (Mark Clear)
Fewest Base on Balls	14	1966 (Minnie Rojas)
Most Strikeouts	109	1987 (DeWayne Buice)
Most Home Runs Allowed	12	2003 (Francisco Rodriguez) 1987 (DeWayne Buice)
Lowest Batting Average Against	147	1995 (Troy Percival)

BEST ANGELS CAREER EARNED RUN AVERAGES (100 OR MORE GAMES STARTED)

NAME	ERA	GS	INN	ER
1 Andy Messersmith	2.78	123	972.1	300
2 Dean Chance	2.83	168	1236.2	389
3 Nolan Ryan	3.07	288	2181.1	743
4 Frank Tanana	3.08	218	1615.1	553
5 George Brunet	3.13	157	1047.1	364
6 Clyde Wright	3.28	189	1403.1	512
7 Jim McGlothlin	3.37	110	692.1	259
8 Jered Weaver	3.55	322	2025	798
9 Kelvim Escobar	3.60	101	658	263
10 Geoff Zahn	3.64	121	830	336

ANGELS IN THE POSTSEASON

The Angels celebrated their first
World Series Championship in 2002





ANGELS IN THE POSTSEASON



1979 CALIFORNIA ANGELS

Following entry into the American League as an expansion club in 1961, the first postseason berth for the Angels franchise came in 1979. The Angels featured an offense that led the American League in runs scored with 866 and registered a .282 team average, both marks establishing club records.

The magical season, considered by Owner Gene Autry as one of his proudest memories, was led by the MVP season of Don Baylor who recorded a .296 average with 36 home runs, and a league-leading 162 games played, 120 runs scored and 139 RBI. His 28 RBI in April set a league record, while his 34 RBI in July established a club record. Baylor's accomplishments led to his selection as A.L. "Player of the Month" twice in '79.

Baylor, Dan Ford (101) and Bobby Grich (101) paced the club in RBI, while Baylor, Ford (100) and Carney Lansford (114) led the club in runs scored. The season would mark the first in an Angels' uniform for future Hall of Famer Rod Carew and the last for another headed to the Hall in Nolan Ryan.

The season featured countless memorable moments, both from an individual and team perspective. During an impressive three-game series prior to the All-Star break, the Angels swept the defending World Champion New York Yankees. Ryan would be denied his fifth no-hitter with the Angels in the ninth inning of a 6-1 win, July 13. Three home runs and a five-run eighth against Cleveland, Aug. 31 aided a 9-8 win that would put the club into first to stay. Frank Tanana was on the mound Sept. 25, collecting a 4-1 division-clinching victory against Kansas City, solidifying the Angels' first trip to the American League Championship Series.

Despite leading in each of the first three games of the ALCS against Baltimore, the Angels were defeated by the Orioles, three games to one. Their performance against a club that finished regular season play with a 102-57 record was more than most expected.

In Game One at Baltimore, pinch-hitter John Lowenstein's three-run homer in the bottom of the 10th was the decisive blow in a 6-3 Baltimore win. California battled back from a 9-1 deficit in Game Two, scoring six runs in the final three innings during a 9-8 loss in Memorial Stadium.

Larry Harlow's dramatic run-scoring double in the bottom of the ninth in Anaheim in Game Three accounted for the only California win as the Orioles, behind Scott McGregor's six-hitter, won Game Four, 8-0.



A slogan often seen and heard during the 1979 campaign.



ANGELS IN THE POSTSEASON (1979)



1979 ALCS - BALTIMORE VS. CALIFORNIA (BEST-OF-FIVE)

GAME 1 - Wednesday, October 3 at Baltimore (N)

CALIFORNIA	1	0	1	0	0	1	0	0	0	0	0	—	3	7	1
BALTIMORE	0	0	2	1	0	0	0	0	0	3	—	—	6	6	0

Ryan, Montague (8), and Downing; Palmer, Stanhouse (10) and Dempsey. WP—Stanhouse. LP—Montague. GWRBI—Lowenstein. HR—Ford, Lowenstein.

Time—3:10 Attendance—52,787

GAME 2 - Thursday, October 4 at Baltimore (D)

CALIFORNIA	1	0	0	0	0	1	1	3	2	—	—	—	8	10	1
BALTIMORE	4	4	1	0	0	0	0	0	x	—	—	—	9	11	1

Frost, Clear (2), Aase (8) and Downing; Flanagan, Stanhouse (8) and Dempsey. WP—Flanagan. LP—Frost. SV—Stanhouse. GWRBI—Kelly. HR—Ford, Murray.

Time—2:51 Attendance—52,108

GAME 3 - Friday, October 5 at California (N)

BALTIMORE	0	0	0	1	0	1	1	0	0	—	—	—	3	8	3
CALIFORNIA	1	0	0	1	0	0	0	0	2	—	—	—	4	9	0

D.Martinez, Stanhouse (9) and Skaggs; Tanana, Aase (6) and Downing. WP—Aase. LP—Stanhouse. GWRBI—Harlow. HR—Baylor.

Time—2:59 Attendance—43,199

GAME 4 - Saturday, October 6 at California (D)

BALTIMORE	0	0	2	1	0	0	5	0	0	—	—	—	8	12	1
CALIFORNIA	0	0	0	0	0	0	0	0	0	—	—	—	0	6	0

McGregor and Dempsey; Knapp, LaRoche (3), Frost (4), Montague (7), Barlow (9) and Downing. WP—McGregor. LP—Knapp. GWRBI—Singleton. HR—Kelly.

Time—2:56 Attendance—43,199

ANGELS 1979 CHAMPIONSHIP SERIES STATISTICS

PLAYER-POSITION	G	AB	R	H	2B	3B	HR	RBI	AVG
Davis, ph	2	2	1	1	1	0	0	0	.500
Carew, 1b	4	17	4	7	3	0	0	1	.412
Ford, rf	4	17	2	5	1	0	2	4	.294
Lansford, 3b	4	17	2	5	0	0	0	3	.294
Miller, cf	4	16	2	4	0	0	0	0	.250
Downing, c	4	15	1	3	0	0	0	1	.200
Baylor, dh-1f	4	16	2	3	0	0	1	2	.188
Grich, 2b	4	13	0	2	1	0	0	2	.154
Harlow, lf-ph	3	8	0	1	1	0	0	1	.125
Anderson, ss	4	11	0	1	0	0	0	0	.091
Thon, pr-ss	1	0	1	0	0	0	0	0	.000
Campaneris, ss	1	0	0	0	0	0	0	0	.000
Rettenmund, ph-dh	2	2	0	0	0	0	0	0	.000
Clark, lf	1	3	0	0	0	0	0	0	.000
Totals	4	137	15	32	7	0	3	14	.234

PITCHER	G	IP	H	R	ER	BB	SO	W	L	ERA
Barlow	1	1	0	0	0	0	0	0	0	0.00
Ryan	1	7	4	3	1	3	8	0	0	1.29
Aase	2	5	4	1	1	2	6	1	0	1.80
Tanana	1	5	6	2	2	2	3	0	0	3.60
Clear	1	5.2	4	3	3	2	3	0	0	4.76
LaRoche	1	1.1	2	1	1	1	1	0	0	6.75
Knapp	1	2.1	5	2	2	1	0	0	1	7.71
Montague	2	4	4	4	2	2	2	0	1	9.00
Frost	2	4.1	8	10	9	5	1	0	1	18.69
Totals	4	35.2	37	26	23	18	24	1	3	5.80

No shutouts or saves.



ANGELS IN THE POSTSEASON



1982 CALIFORNIA ANGELS

Considered by many as the best team in club history, the 1982 Angels were a solid group of established veterans and stars. In fact, the club boasted four former American League Most Valuable Players in the lineup (Don Baylor, Rod Carew, Reggie Jackson and Fred Lynn).

The '82 version of the Angels featured a punishing offense that saw nine players register at least 100 hits. Victory was especially satisfying for manager Gene Mauch, who last tasted success with the Philadelphia Phillies in 1964. Despite winning 93 games, the race for postseason play with Kansas City came down to the second to final game of the season when the Angels defeated Texas at home, 6-4.

It was the 1982 Angels, led by Baylor, who asked to have uniform No. 26 retired in order to honor Owner Gene Autry as the 26th player on the club. The gesture came on the final day of the season.

Each of California's nine starting position players registered at least 138 games played while five of them played 150-or-more games (Brian Downing - 158, Baylor - 157, Doug DeCinces & Reggie Jackson - 153 and Tim Lincecum - 150).

Outfielder Reggie Jackson, who ended his five tumultuous years with the Yankees by signing a four-year contract with the Angels, tied for the American League lead in home runs and set an Angels' record with 39. His 101 RBI also led the club.

Mauch's Angels used power and also created the phrase "little ball" as his offense led the A.L. with 114 sacrifice bunts. While Foli (26) and Bob Boone (23) combined for 49 sacrifices, 13 other Angels totaled at least one sacrifice, including Carew and Juan Beniquez, each with 16.

Two crowds of over 64,000 per game watched the Angels jump out to a 2-0 series lead against the Milwaukee Brewers. Baylor's five RBI in Game One led to an 8-3 triumph as left-hander Tommy John tossed a complete-game seven-hitter.

The following night, right-hander Bruce Kison limited Milwaukee to five hits during a 4-2 win in a game played in two hours and six minutes. The Angels had a commanding 2-0 series lead heading to Milwaukee.

With the series seemingly under control, the LCS shifted to County Stadium where the Brewers won Game Three, 5-3, behind a solid outing from Don Sutton. A pair of three-run innings and three California errors resulted in a 9-5 setback in Game Four, setting the stage for a dramatic and decisive Game Five. Cecil Cooper's two-run single in the seventh off Luis Sanchez was the difference in a 4-3 Brewers' series clinching win.

Despite not moving on to the World Series, outfielder Fred Lynn was honored as the series Most Valuable Player with his .611 average (11/18).



L-R: Fred Lynn, Don Baylor, Reggie Jackson, Rod Carew



ANGELS IN THE POSTSEASON (1982)



1982 ALCS RECAP

CALIFORNIA ANGELS VS. MILWAUKEE BREWERS

GAME 1 - Tuesday, October 5 at California (D)

MILWAUKEE	0	2	1	0	0	0	0	0	0	—	3	7	2	
CALIFORNIA	1	0	4	2	1	0	0	0	0	x	—	8	10	0

Caldwell, Slaton (4), Ladd (7), Bernard (8) and Simmons; John and Boone. WP—John. LP—Caldwell. GWRBI—Baylor. HR—Thomas, Lynn.
Time—2:31 Attendance—64,406

GAME 2 - Wednesday, October 6 at California (D)

MILWAUKEE	0	0	0	0	2	0	0	0	0	0	—	2	5	0
CALIFORNIA	0	2	1	1	0	0	0	0	0	x	—	4	6	0

Vuckovich and Simmons; Kison and Boone. WP—Kison. LP—Vuckovich. GWRBI—Foli. HR—Re. Jackson, Molitor.
Time—2:06 Attendance—64,179

GAME 3 - Friday, October 8 at Milwaukee (D)

CALIFORNIA	0	0	0	0	0	0	0	3	0	—	3	8	0
MILWAUKEE	0	0	0	3	0	0	2	0	x	—	5	6	0

Zahn, Witt (4), Hassler (7), and Boone; Sutton, Ladd (8) and Simmons. WP—Sutton. LP—Zahn. SV—Ladd. GWRBI—Cooper. HR—Molitor, Boone.
Time—2:41 Attendance—51,003

GAME 4 - Saturday, October 9 at Milwaukee (D)

CALIFORNIA	0	0	0	0	0	1	0	4	0	—	5	5	3
MILWAUKEE	0	3	0	3	0	1	0	2	x	—	9	9	2

John, Goltz (4), Sanchez (8), and Boone; Haas, Slaton (8) and Simmons. WP—Haas. LP—John. SV—Slaton. GWRBI—Brouhard. HR—Baylor, Brouhard.
Time—3:10 Attendance—51,003

GAME 5 - Sunday, October 10 at Milwaukee (D)

CALIFORNIA	1	0	1	1	0	0	0	0	0	—	3	11	1
MILWAUKEE	1	0	0	1	0	0	2	0	x	—	4	6	4

Kison, Sanchez (6), Hassler (7) and Boone; Vuckovich, McClure (7), Ladd (9) and Simmons. WP—McClure. LP—Sanchez. SV—Ladd. GWRBI—Cooper. HR—Oglivie.
Time—3:01 Attendance—54,968

ANGELS 1982 LEAGUE CHAMPIONSHIP SERIES

PLAYER-POSITION	G	AB	R	H	2B	3B	HR	RBI	AVG
Ro. Jackson, ph	1	1	0	1	0	0	0	0	1.000
Lynn, cf	5	18	5	11	2	0	1	5	.611
DeCinces, 3b	5	19	5	6	2	0	0	0	.316
Baylor, dh	5	17	2	5	1	1	1	10	.294
Boone, c	5	16	3	4	0	0	1	4	.250
Grich, 2b	5	15	1	3	1	0	0	1	.200
Carew, 1b	5	17	2	3	1	0	0	0	.176
Downing, lf	5	19	3	3	1	0	0	0	.158
Foli, ss	5	16	0	2	0	0	0	1	.125
Re. Jackson, rf	5	18	2	2	0	0	1	2	.111
Beniquez, lf	2	0	0	0	0	0	0	0	.000
Clark, rf	2	0	0	0	0	0	0	0	.000
TOTALS	5	157	23	40	8	1	4	23	.255

PITCHER	G	IP	H	R	ER	BB	SO	W	L	ERA
Hassler	2	2.2	0	0	0	0	2	0	0	0.00
Kison	2	14	8	4	3	3	12	1	0	1.93
John	2	12.1	11	9	7	6	6	1	1	5.11
Witt	1	3	2	2	2	2	3	0	0	6.00
Sanchez	2	2.2	4	2	2	1	1	0	1	6.75
Goltz	1	3.2	4	3	3	2	2	0	0	7.36
Zahn	1	3.2	4	3	3	1	2	0	1	7.36
TOTALS	5	42	33	23	20	15	28	2	3	4.29

No shutouts or saves.

CLUB POSTSEASON



ANGELS IN THE POSTSEASON



1986 CALIFORNIA ANGELS

The 1986 campaign was an exciting season featuring some of the most memorable performances in Club history. A dramatic American League Championship Series also resulted in one of the most memorable postseasons in baseball history.

Bolstered by several veterans such as Bob Boone, Rick Burleson, Doug DeCinces, Brian Downing, Bobby Grich and Reggie Jackson, '86 saw the emergence of a young first baseman named Wally Joyner who captivated the baseball world with his solid first-half performance after replacing the legendary Rod Carew.

An eventual runner-up in Rookie of the Year voting behind Jose Canseco, Joyner recorded a .290 average with 22 home runs and 100 RBI. His clutch hitting and spectacular defense made him a favorite among Angels' fans immediately. Fans around the country eventually showed much of the same fondness.

After finishing in second place, one game back, in 1985, the Angels vowed in spring training to make up that one game in '86. Combined with a solid offense, California's starting rotation of Kirk McCaskill (17-10), Mike Witt (18-10), Don Sutton (15-11) and John Candelaria (10-2 in 16 starts) enabled the ballclub to finish with a 92-70 record.

Defense also contributed as the Angels sported two Gold Glove winners in Bob Boone and Gary Pettis, while Dick Schofield played an equally solid shortstop.

On April 26, a game between California and Minnesota was delayed for nine minutes in the Metrodome when strong winds tore a hole in the Metrodome roof, causing suspended lights and speakers to sag toward the field. When the game resumed in the top of the ninth, California struck for a trio of two-run homers and a 7-6 win. On May 14, Jackson homered off Boston's Roger Clemens to move past Mickey Mantle on the all-time list with 537. Wally Joyner broke up Walt Terrell's bid for a no-hitter with two outs in the ninth during a 3-0 loss. For the second time in his career, Jackson hit three home runs in a game, Sept. 18 vs. Kansas City. At the age of 40 years and four months, he joined Stan Musial and Babe Ruth as the only 40-plus players to accomplish the feat.

The excitement of the regular season spilled into the ALCS as the Angels jumped out to a 3-1 series lead over Boston. An incredible come-from-behind win in Game 4 by California after trailing 3-0 in the bottom of the ninth enabled the Angels to find themselves one game away from the World Series.

With the Angels leading 5-2 in the ninth inning of Game 5, the Red Sox staged one of the most improbable comebacks in postseason history, winning 7-6 in 11 innings. After Don Baylor's ninth-inning home run pulled Boston to 5-4, Dave Henderson slammed a two-run homer off reliever Donnie Moore for a 6-5 lead. The Angels were within one strike of victory.

Despite having the score tied in the bottom of the ninth, the Red Sox were able to squeeze out of a bases-loaded, one-out situation and send the game into extra-innings. The Angels were unable to regain their magic in Games 6 & 7 in Boston as the Red Sox advanced to the World Series where they would later experience some of the same heartbreak that befell the Angels.



1986 California Angels



ANGELS IN THE POSTSEASON (1986)



1986 ALCS RECAP

CALIFORNIA ANGELS VS. BOSTON RED SOX

GAME 1 - Tuesday, October 7 at Boston (N)

CALIFORNIA	0	4	1	0	0	0	0	0	3	0	—	8	11	0
BOSTON	0	0	0	0	0	1	0	0	0	0	—	1	5	1

Witt and Boone; Clemens, Sambito (8), Sweeney (8) and Gedman. WP—Witt. LP—Clemens. GWRBI—Jones.
Time—2:52 Attendance—32,993

GAME 2 - Wednesday, October 8 at Boston (D)

CALIFORNIA	0	0	0	1	1	0	0	0	0	0	—	2	11	3
BOSTON	1	1	0	0	1	0	3	3	x	—	—	9	13	2

McCaskill, Lucas (8), Corbett (8) and Boone; Hurst and Gedman. WP—Hurst. LP—McCaskill. GWRBI—Dw. Evans. HR—Joyner, Rice.
Time—2:47 Attendance—32,786

GAME 3 - Friday, October 10 at California (D)

BOSTON	0	1	0	0	0	0	0	2	0	—	—	3	9	1
CALIFORNIA	0	0	0	0	0	1	3	1	x	—	—	5	8	0

Boyd, Sambito (7), Schiraldi (8) and Gedman; Candelaria, Moore (8) and Boone. WP—Candelaria. LP—Boyd. SV—Moore. GWRBI—Schofield.
HR—Schofield, Pettis.
Time—2:48 Attendance—64,206

GAME 4 - Saturday, October 11 at California (D)

BOSTON	0	0	0	0	0	1	0	2	0	0	0	—	3	6	1
CALIFORNIA	0	0	0	0	0	0	0	0	3	0	1	—	4	11	2

Clemens, Schiraldi (9) and Gedman; Sutton, Lucas (7), Finley (8), Corbett (8), Boone and Narron (11). WP—Corbett. LP—Schiraldi. GWRBI—Grich. HR—DeCinces.
Time—3:50 Attendance—64,223

GAME 5 - Sunday, October 12 at California (D)

BOSTON	0	2	0	0	0	0	0	0	4	0	1	—	7	12	0
CALIFORNIA	0	0	1	0	0	2	2	0	1	0	0	—	6	13	0

Hurst, Stanley (7), Sambito (9), Schiraldi (11) and Gedman; Witt, Lucas (9), Moore (9), Finley (11), Boone and Narron (10). WP—Crawford. LP—Moore. S—Schiraldi. GWRBI—D. Henderson. HR—Gedman, Baylor, D. Henderson, Boone, Grich.
Time—3:54 Attendance—64,233

GAME 6 - Tuesday, October 14 at Boston (D)

CALIFORNIA	2	0	0	0	0	0	1	1	0	—	—	4	11	1
BOSTON	2	0	5	0	1	0	2	0	x	—	—	10	16	1

McCaskill, Lucas (3), Corbett (4), Finley (7), Boone and Narron (8); Boyd, Stanley (8) and Gedman. WP—Boyd. LP—McCaskill. GWRBI—Barrett.
HR—Downing.
Time—3:23 Attendance—32,998

GAME 7 - Wednesday, October 15 at Boston (D)

CALIFORNIA	0	0	0	0	0	0	0	1	0	—	—	1	6	2
BOSTON	0	3	0	4	0	0	1	0	x	—	—	8	8	1

Candelaria, Sutton (4), Moore (8) and Boone; Clemens, Schiraldi (8) and Gedman. WP—Clemens. LP—Candelaria. GWRBI—Gedman. HR—Rice, Dw. Evans.
Time—2:39 Attendance—33,001

ANGELS 1986 LEAGUE CHAMPIONSHIP SERIES

PLAYER-POSITION	G	AB	R	H	2B	3B	HR	RBI	AVG
Boone, c	7	22	4	10	0	0	1	2	.455
Burleson, ph-dh-2b	4	11	0	3	0	0	0	0	.273
DeCinces, 3b	7	32	2	9	3	0	1	3	.281
Downing, lf	7	27	2	6	0	0	1	7	.222
Grich, 2b-1b	6	24	1	5	0	0	1	3	.208
Hendrick, rf-1b	3	12	0	1	0	0	0	0	.083
Howell, ph	2	1	0	0	0	0	0	0	.000
Re. Jackson, dh	6	26	2	5	2	0	0	2	.192
Jones, rf-pr	6	17	4	3	1	0	0	2	.176
Joyner, 1b	3	11	3	5	2	0	1	2	.455
Narron, c-ph	4	2	1	1	0	0	0	0	.500
Pettis, cf	7	26	4	9	1	0	1	4	.346
Schofield, ss	7	30	4	9	1	0	1	2	.300
White, rf-pr	4	2	2	1	0	0	0	0	.500
Wilfong, 2b-ph	4	13	1	4	1	0	0	2	.308
TOTALS	7	256	30	71	11	0	7	29	.277

PITCHER	G	IP	H	R	ER	BB	SO	W	L	ERA
Candelaria	2	10.2	11	8	1	6	7	1	1	0.84
Corbett	3	6.2	9	4	4	2	2	1	0	5.40
Finley	3	2	1	0	0	0	1	0	0	0.00
Lucas	4	2.1	3	3	3	1	2	0	0	11.57
McCaskill	2	9.1	16	13	8	5	7	0	2	7.71
Moore	3	5	8	4	4	2	0	0	1	7.20
Ruhle	1	.2	2	2	1	0	0	0	0	13.50
Sutton	2	9.2	6	2	2	1	4	0	0	1.86
Witt	2	17.2	13	5	5	2	8	1	0	2.55
TOTALS	7	64	69	41	28	19	31	3	4	3.94

No shutouts. Saves—Moore.

CLUB POSTSEASON



ANGELS IN THE POSTSEASON



2002 SEASON

The Angels finished the 2002 campaign with a 99-63 record, claiming the American League Wild Card, finishing four games behind Oakland in the Western Division. The Club's 99 wins established a franchise record (surpassed in 2008 with 100). On April 23, the Halos sat at 6-14 (worst start in club history after 20 games), 10.5 games behind Seattle. After that, the Angels were 44 games above .500 (93-49) over their final 142 games.

SEASON NOTES: Angels tallied 43 comeback wins, 12 when trailing after six innings...Club posted three win streaks of eight-or-more games for first time in Club history...Halos finished first in A.L. with a Club-record victory .282 batting average (also 1979)...Angels finished with a 3.69 ERA, ranking second in Junior Circuit (Oakland, 3.68) and first in saves with a Club-record 54...Troy Percival led the way with 40 saves...Relievers posted a 27-16 mark and 2.98 ERA, the best ERA in the A.L. and second in MLB (Atlanta)...Jarrod Washburn set a club record for road wins (13) and the longest single-season win streak (12, Apr. 19-July 21)...Garret Anderson finished with a .306 average (194/638), 93 runs scored, 56 doubles, three triples, 29 home runs, 123 RBI, 30 walks and six stolen bases in 158 games to be named as team MVP, finishing fourth in A.L. MVP voting.

POSTSEASON

ALDS: In their first postseason appearance in 16 years, the Angels defeated the New York Yankees in the Division Series (three games to one) to claim the first postseason series victory in club history. The Angels dropped Game 1 in New York before rolling off three consecutive wins to move to the Championship Series. The offense scored 31 runs in four games and hit .376 (56-for-149), a record for a team in any postseason series.

SERIES NOTES: In Game 1, Troy Glaus became the first Angel to collect two home runs in a postseason game and seventh player in Major League history to accomplish the feat in his first career playoff game...

Francisco Rodriguez became the second pitcher in MLB history to win two play-off games before the age of 21 (also Fernando Valenzuela in 1981)...Rodriguez also became the first pitcher in MLB history to win two postseason games without owning a regular season victory...In Game 4, the club set a Division Series single-inning record with eight runs on a Major League postseason record 10 hits (also set by Philadelphia A's in Game 4 of 1929 World Series) during the fifth frame.

ALCS: The Angels defeated the Minnesota Twins (four games to one) to claim their first ever pennant and earn a spot in the Fall Classic. The franchise, established in 1961, had been tied with the Senators/Rangers franchise for longest tenure by an expansion team without reaching the World Series. It marked the first time in the history of the best-of-seven format that a team won four straight games after losing the opener in a Championship Series.

SERIES NOTES: Francisco Rodriguez became the first pitcher in Major League history to win his first three games in postseason play...In Game 5, the Angels scored 10 runs on 10 hits in the 7th inning establishing or tying several postseason records during the frame, including postseason marks for runs in an inning, singles in an inning and plate appearances in an inning...Adam Kennedy was named Most Valuable Player of the ALCS, the second Angel to be named ALCS MVP (also Fred Lynn in 1982 ALCS, the only MVP in ALCS history from the losing team)...Kennedy became the third player in history to hit three home runs in an LCS contest in Game 5, the sixth time in postseason history that a player homered three times in a contest...The Angels' bullpen combined to allow four runs in 14.1 innings in the series, fanning 18 batters...Halo pitchers did not allow a home run in the series.

WORLD SERIES: The All-California Series matched the Angels with the San Francisco Giants in the 99th edition of the Fall Classic. 42 years of waiting for a World Series crown came to a close for Angels fans in Game 7 when Darin Erstad caught Kenny Lofton's fly ball with two on and two out in the top of the ninth inning to preserve the Angels 4-1 series clinching victory in front of 44,598 raucous fans. Game 7 win was keyed by Garret Anderson's three-run double in the third inning. John Lackey received the win, becoming just the second rookie pitcher to win Game 7 of the World Series (also accomplished by Babe Adams with Pittsburgh in 1909).

SERIES NOTES: At 20 years, 286 days, Francisco Rodriguez became the youngest pitcher ever to win a World Series contest in Game 2...The win was his fifth of postseason, tying Randy Johnson (2001) for the most ever in a single postseason...In Game 6, Angels' 6-5 comeback win was biggest ever by a team facing Series elimination...It marked second time in 2002 postseason the Club overcame a five-run deficit to win (also trailed 6-1 in Game 3 of ALDS to NYY and won 9-6), the first team ever to rally from two five-run deficits in a single postseason...With his three-run homer in the seventh inning of Game 6, Scott Spiezio tied Cleveland's Sandy Alomar Jr. (1997) for most RBI (19) in a single postseason...Angels' manager Mike Scioscia became the 28th individual to play for and manage a World Series Championship team...Angels became the first team since 1912 Boston Red Sox to win World Series with no players with previous World Series experience...Halo third baseman Troy Glaus was named MVP of the Fall Classic after hitting .385 (10/26) with seven runs, three doubles, three home runs and eight RBI in seven games - sixth player to hit a pair of home runs in his first World Series game.

Did You Know? The Angels finished with an 8-1 record at home during postseason play in 2002.




Photo courtesy of Tom Haudt/MLB.com

A jubilant Troy Percival and Bengie Molina commence celebration of the Angels' first world title.

CLUB POSTSEASON



ANGELS IN THE POSTSEASON (2002)



2002 ALDS RECAP ANAHEIM ANGELS VS. NEW YORK YANKEES Oct. 1-5, 2002



GAME 1 - Tuesday, October 1 at Bronx (N)

ANAHEIM	0	0	1	0	2	1	0	1	0	—	5	12	0
NEW YORK	1	0	0	2	1	0	0	4	X	—	8	8	1

E: Posada. DP: Anaheim 4; New York 2. LOB: Anaheim 8; New York 0. HR: Jeter (off Washburn), Giambi (off Washburn), White (off Washburn), Glaus 2 (off Clemens, off Mendoza), Williams (off Donnelly). SB: Erstad, Eckstein; Soriano. S: Erstad. GDP: Anderson, Fullmer; Williams, Soriano, Posada, Giambi.

WP - Karsay, LP - Weber, S - Rivera. T—3:27 A—56,710

GAME 2 - Wednesday, October 2 at Bronx (N)

ANAHEIM	1	2	1	0	0	0	0	3	1	—	8	17	1
NEW YORK	0	0	1	2	0	2	0	0	1	—	6	12	1

E: Gil; Jeter. DP: New York 1. LOB: Anaheim 8; New York 11. HR: Salmon (off Pettitte), Spiezio (off Pettitte), Jeter (off Applier), Soriano (off Rodriguez), Anderson (off Hernandez), Glaus (off Hernandez). SB: Figgins. SF: Kennedy. HB: by Applier (Mondesi), by Percival (Soriano).

WP - Rodriguez, LP - Hernandez, S - Percival. T—4:11A—56,695

GAME 3 - Friday, October 4 at Anaheim (N)

NEW YORK	3	0	3	0	0	0	0	0	0	—	6	6	0
ANAHEIM	0	1	2	1	0	1	1	3	X	—	9	12	0

LOB: New York 6; Anaheim 8. HR: Kennedy (off Mussina), Salmon (off Karsay). SB: Kennedy. S: BMolina, Eckstein. SF: Posada, Ventura; Kennedy. HB: by Mussina (Glaus), by Weaver (Eckstein); by Ortiz (Mondesi). WP: Ortiz.

WP - Rodriguez, LP - Stanton, S - Percival. T—3:52 A—45,072

GAME 4 - Saturday, October 5 at Anaheim (D)

NEW YORK	0	1	0	0	1	1	1	0	0	1	—	5	12	2
ANAHEIM	0	0	1	0	8	0	0	0	0	X	—	9	15	1

E: Soriano, Wells; Glaus. DP: New York 2; Anaheim 2. LOB: New York 11; Anaheim 6. HR: Wooten (off Wells), Posada (off Donnelly). S: BMolina. SF: Jeter. GDP: Williams, Ventura; Erstad 2. HB: by Washburn (Giambi). WP: Rodriguez.

WP - Washburn, LP - Wells. T—3:37 A—45,067

ANGELS 2002 DIVISION SERIES

PLAYER	AVG	G	AB	R	H	TB	2B	3B	HR	RBI	SH	SF	HP	BB	IBB	SO	SB	CS	GI DP	E
Anderson, G	.389	4	18	5	7	12	2	0	1	4	0	0	0	1	0	3	0	0	1	0
Eckstein, D	.278	4	18	2	5	5	0	0	0	1	1	0	1	0	0	0	1	0	0	0
Erstad, D	.421	4	19	4	8	10	2	0	0	2	1	0	0	0	0	1	1	0	2	0
Figgins, C	.000	1	0	1	0	0	0	0	0	0	0	0	0	0	0	0	1	0	0	0
Fullmer, B	.286	3	7	1	2	3	1	0	0	0	0	0	0	1	1	1	0	0	1	0
Gil, B	.800	2	5	1	4	4	0	0	0	1	0	0	0	0	0	0	0	0	0	1
Glaus, T	.313	4	16	4	5	14	0	0	3	3	0	0	1	1	1	3	0	0	0	1
Kennedy, A	.500	4	8	4	4	8	1	0	1	3	0	2	0	1	0	2	1	0	0	0
Molina, B	.267	4	15	0	4	6	2	0	0	2	2	0	0	0	0	1	0	0	1	0
Molina, J	.000	0	0	0	0	0	0	0	0	0	0	0	0	0	0	0	0	0	0	0
Ochoa, A	.000	3	0	0	0	0	0	0	0	0	0	0	0	0	0	0	0	0	0	0
Palmeiro, O	.000	0	0	0	0	0	0	0	0	0	0	0	0	0	0	0	0	0	0	0
Salmon, T	.263	4	19	3	5	12	1	0	2	7	0	0	0	1	0	5	0	0	0	0
Spiezio, S	.400	4	15	2	6	10	1	0	1	6	0	0	0	2	0	1	0	0	0	0
Wooten, S	.667	3	9	4	6	9	0	0	1	2	0	0	0	0	0	1	0	0	0	0
TOTALS	.376	4	149	31	56	93	10	0	9	31	4	2	2	7	2	18	4	0	5	2

PITCHER	W	L	ERA	G	GS	CG	GF	SHO	SV	IP	H	R	ER	HR	HB	BB	IBB	SO	WP	BK	OPP AVG
Applier, K	0	0	5.40	1	1	0	0	0	0	5.0	5	3	3	1	1	3	0	3	0	0	.250
Donnelly, B	0	0	13.50	3	0	0	1	0	0	2.0	3	3	3	2	0	1	0	2	0	0	.333
Lackey, J	0	0	0.00	1	0	0	0	0	0	3.0	3	0	0	0	0	1	0	3	0	0	.250
Ortiz, R	0	0	20.25	1	1	0	0	0	0	2.2	3	6	6	0	1	4	0	1	1	0	.333
Percival, T	0	0	5.40	3	0	0	3	0	2	3.1	6	2	2	0	1	0	4	0	0	0	.375
Rodriguez, F	2	0	3.18	3	0	0	0	0	0	5.2	2	2	2	1	0	2	0	8	1	0	.105
Schoeneweis, S	0	0	27.00	3	0	0	0	0	0	0.1	2	1	1	0	0	0	0	0	0	0	.667
Shields, S	0	0	---	0	0	0	0	0	0	0.0	0	0	0	0	0	0	0	0	0	0	.000
Washburn, J	1	0	3.75	2	2	0	0	0	0	12.0	12	6	5	3	1	3	0	4	0	0	.286
Weber, B	0	1	18.00	2	0	0	0	0	0	1.0	2	2	2	0	0	2	0	0	0	0	.400
TOTALS	3	1	6.17	4	4	0	4	0	2	35.0	38	25	24	7	4	16	0	25	2	0	.281

CLUB POSTSEASON



ANGELS IN THE POSTSEASON (2002)



2002 WORLD SERIES RECAP SAN FRANCISCO GIANTS VS. ANAHEIM ANGELS Oct. 19-27, 2002



GAME 1 - Saturday, October 19 at Anaheim (N)

SAN FRANCISCO	0	2	0	0	0	2	0	0	0	—	4	6	0
ANAHEIM	0	1	0	0	0	2	0	0	0	—	3	9	0

LOB: San Francisco 5; Anaheim 8. HR: Bonds (off Washburn), Sanders (off Washburn), Snow (off Washburn); Glaus 2 (off Schmidt). SB: Fullmer. SH: Lofton.
WP - Schmidt, LP - Washburn, S - Nen. T—3:44 A—44,603

GAME 2 - Sunday, October 20 at Anaheim (N)

SAN FRANCISCO	0	4	1	0	4	0	0	0	1	—	10	12	1
ANAHEIM	5	2	0	0	1	1	0	2	X	—	11	16	1

E: Lofton; Anderson. DP: San Francisco 1; Anaheim 1. LOB: San Francisco 4; Anaheim 5. HR: Kent (off Appier), Sanders (off Appier), Bell (off Appier), Salmon 2 (off Ortiz, FeRodriguez), Bonds (off Percival). SB: Sanders; Fullmer, Spiezio. SF: Spiezio. GIDP: BMolina. PB: Santiago.
WP - FrRodriguez, LP - FeRodriguez, S - Percival. T—3:57 A—44,584

GAME 3 - Tuesday, October 22 at San Francisco (N)

ANAHEIM	0	0	4	4	0	1	0	1	0	—	10	16	0
SAN FRANCISCO	1	0	0	0	3	0	0	0	0	—	4	6	2

E: Bell, Santiago. DP: Anaheim 1; San Francisco 1. LOB: Anaheim 15; San Francisco 7. HR: Aurilia (off RaOrtiz), Bonds (off RaOrtiz). SB: Erstad, Salmon; Lofton. S: Hernandez. GIDP: Spiezio; Bell. HB: by Fultz (Kennedy).
WP - RaOrtiz, LP - Hernandez. T—3:37 A—42,707

GAME 4 - Wednesday, October 23 at San Francisco (N)

ANAHEIM	0	1	2	0	0	0	0	0	0	—	3	10	1
SAN FRANCISCO	0	0	0	0	3	0	0	1	X	—	4	12	1

E: Salmon; Bell. DP: Anaheim 3; San Francisco 3. LOB: Anaheim 5; San Francisco 8. HR: Glaus (off Rueter). SB: Goodwin. CS: Bell. SF: Eckstein; Kent. PB: BMolina.
WP - Worrell, LP - FrRodriguez, S - Nen. T—3:02 A—42,703

GAME 5 - Thursday, October 24 at San Francisco (N)

ANAHEIM	0	0	0	0	3	1	0	0	0	—	4	10	2
SAN FRANCISCO	3	3	0	0	0	2	4	4	X	—	16	16	0

E: Erstad, Glaus. LOB: Anaheim 9; San Francisco 8. HR: Kent 2 (off Weber, off Shields), Aurilia (off Shields). SB: Eckstein. S: Schmidt, Shinjo. SF: Erstad; Santiago, Sanders. HB: by Weber (Bell). WP: Schmidt.
WP - Zerbe, LP - Washburn. T—3:53 A—42,713

GAME 6 - Saturday, October 26 at Anaheim (N)

SAN FRANCISCO	0	0	0	0	3	1	1	0	0	—	5	8	1
ANAHEIM	0	0	0	0	0	0	3	3	X	—	6	10	1

E: Bonds; BMolina. DP: San Francisco 1; Anaheim 1. LOB: San Francisco 6; Anaheim 6. HR: Dunston (off Appier), Bonds (off FrRodriguez), Spiezio (off FeRodriguez), Erstad (off Worrell). SB: Lofton 2. S: JMolina. GIDP: Santiago; Anderson. WP: FrRodriguez.
WP - Donnelly, LP - Worrell, S - Percival. T—3:48 A—44,506

GAME 7 - Sunday, October 27 at Anaheim (N)

SAN FRANCISCO	0	1	0	0	0	0	0	0	0	—	1	6	0
ANAHEIM	0	1	3	0	0	0	0	0	X	—	4	5	0

DP: San Francisco 1. LOB: San Francisco 9; Anaheim 6. S: Erstad. SF: Sanders. HB: by Hernandez (Salmon).
WP - Lackey, LP - Hernandez, S - Percival. T—3:16 A—44,598



CLUB POSTSEASON



ANGELS IN THE POSTSEASON



ANGELS 2002 WORLD SERIES

PLAYER	AVG	G	AB	R	H	TB	2B	3B	HR	RBI	SH	SF	HP	BB	IBB	SO	SB	CS	GIDP	E
Anderson, G	.281	7	32	3	9	10	1	0	0	6	0	0	0	0	0	3	0	0	1	1
Eckstein, D	.310	7	29	6	9	9	0	0	0	3	0	1	0	3	0	2	1	0	0	0
Erstad, D	.300	7	30	6	9	15	3	0	1	3	1	1	0	1	0	4	1	0	0	1
Figgins, C	.000	2	0	1	0	0	0	0	0	0	0	0	0	0	0	0	0	0	0	0
Fullmer, B	.267	5	15	3	4	4	0	0	0	1	0	0	0	2	0	2	2	0	1	0
Gil, B	.800	3	5	1	4	5	1	0	0	0	0	0	0	0	0	1	0	0	0	0
Glaus, T	.385	7	26	7	10	22	3	0	3	8	0	0	0	4	1	6	0	0	1	1
Kennedy, A	.280	7	25	1	7	9	2	0	0	2	0	0	1	0	0	7	0	0	0	0
Molina, B	.286	7	21	2	6	8	2	0	0	2	0	0	0	3	2	1	0	0	0	2
Molina, J	.000	3	0	0	0	0	0	0	0	0	1	0	0	0	0	0	0	0	0	0
Ochoa, A	.000	5	1	0	0	0	0	0	0	0	0	0	0	0	0	0	0	0	0	0
Palmeiro, O	.250	4	4	1	1	2	1	0	0	0	0	0	0	0	0	2	0	0	0	0
Salmon, T	.346	7	26	7	9	16	1	0	2	5	0	0	1	4	1	7	1	0	0	1
Spiezo, S	.261	7	23	3	6	12	1	1	1	8	0	1	0	6	1	1	1	0	1	0
Wooten, S	.500	3	2	0	1	1	0	0	0	0	0	0	0	0	0	0	0	0	0	0
Lackey, J	.500	3	2	0	1	1	0	0	0	0	0	0	0	0	0	0	0	0	0	0
Ortiz, R	.000	1	3	0	0	0	0	0	0	0	0	0	0	0	0	2	0	0	0	0
Washburn, J	.000	2	1	0	0	0	0	0	0	0	0	0	0	0	0	0	0	0	0	0
PITCHERS	.167	7	6	0	1	1	0	0	0	0	0	0	0	0	0	2	0	0	0	0
TOTALS	.310	7	245	41	76	114	15	1	7	38	2	3	2	23	5	38	6	0	6	5

PITCHER	W	L	ERA	G	GS	CG	GF	SHO	SV	IP	H	R	ER	HR	HB	BB	IBB	SO	WP	BK	OPP AVG
Appier, K	0	0	11.37	2	2	0	0	0	0	6.1	9	8	8	4	0	5	1	4	0	0	.333
Donnelly, B	1	0	0.00	5	0	0	0	0	0	7.2	1	0	0	0	0	4	0	6	0	0	.042
Lackey, J	1	0	4.38	3	2	0	0	0	0	12.1	15	6	6	0	0	5	4	7	0	0	.319
Ortiz, R	1	0	7.20	1	1	0	0	0	0	5	5	4	4	2	0	4	1	3	0	0	.263
Percival, T	0	0	3.00	3	0	0	3	0	3	3	2	1	1	1	1	0	1	0	3	0	.182
Rodriguez, F	1	1	2.08	4	0	0	1	0	0	8.2	6	3	2	1	0	1	0	13	1	0	.194
Schoeneweis, S	0	0	0.00	2	0	0	1	0	0	2	1	0	0	0	0	1	0	2	0	0	.167
Shields, S	0	0	5.40	1	0	0	1	0	0	1.2	5	5	1	2	0	0	0	1	0	0	.455
Washburn, J	0	2	9.31	2	2	0	0	0	0	9.2	12	10	10	3	0	7	2	6	0	0	.324
Weber, B	0	0	13.50	4	0	0	1	0	0	4.2	10	7	7	1	1	2	1	5	0	0	.455
TOTALS	4	3	5.75	7	7	0	7	0	3	61	66	44	39	14	1	30	9	50	1	0	.281

CLUB POSTSEASON





ANGELS IN THE POSTSEASON (2002)



ANGELS 2002 CUMULATIVE POSTSEASON STATISTICS

PLAYER	AVG	G	AB	R	H	TB	2B	3B	HR	RBI	SH	SF	HP	BB	IBB	SO	SB	CS	GDP	E	SLG	PINCH HIT				
																						OBP	AB	H	HR	RBI
Anderson, G	.300	16	70	11	21	31	4	0	2	13	0	0	0	2	0	6	0	1	2	1	.443	.319	0	0	0	0
Eckstein, D	.294	16	68	9	20	20	0	0	0	6	1	1	2	3	0	4	2	0	0	1	.294	.338	0	0	0	0
Erstad, D	.352	16	71	14	25	36	5	0	2	7	2	1	0	1	0	8	3	0	2	1	.507	.356	0	0	0	0
Figgins, C	1.000	6	1	4	1	1	0	0	0	0	0	0	0	0	0	0	0	0	0	0	1.000	1.000	0	0	0	0
Fullmer, B	.294	12	34	6	10	16	3	0	1	5	0	0	0	3	1	5	2	0	3	0	.471	.351	1	0	0	0
Gil, B	.667	6	12	2	8	9	1	0	0	1	1	0	0	0	0	2	0	0	0	2	.750	.667	2	2	0	0
Glaus, T	.344	16	61	15	21	47	3	1	7	13	0	0	1	7	2	14	0	0	1	2	.770	.420	0	0	0	0
Kennedy, A	.340	15	47	10	16	31	3	0	4	10	1	2	1	1	0	11	2	0	0	0	.660	.353	3	1	0	0
Molina, B	.260	16	50	2	13	19	4	1	0	6	2	0	1	4	2	4	0	0	3	1	.380	.327	0	0	0	0
Molina, J	.000	6	1	0	0	0	0	0	0	0	1	0	0	0	0	0	0	0	0	0	.000	.000	0	0	0	0
Ochoa, A	.000	12	5	2	0	0	0	0	0	0	0	0	0	0	0	3	0	0	0	0	.000	.000	1	0	0	0
Palmeiro, O	.167	6	6	1	1	2	1	0	0	0	0	0	0	0	0	3	0	0	0	0	.333	.167	5	1	0	0
Salmon, T	.288	16	59	10	17	31	2	0	4	12	0	0	1	8	1	13	1	0	1	1	.525	.382	0	0	0	0
Wooten, S	.474	9	19	5	9	12	0	0	1	3	0	0	0	0	0	4	0	0	0	0	.632	.474	4	0	0	0
Lackey, J	.500	5	2	0	1	1	0	0	0	0	0	0	0	0	0	0	0	0	0	0	.500	.500	0	0	0	0
Ortiz, R	.000	3	3	0	0	0	0	0	0	0	0	0	0	0	0	2	0	0	0	0	.000	.000	0	0	0	0
Washburn, J	.000	5	1	0	0	0	0	0	0	0	0	0	0	0	0	0	0	0	0	0	.000	.000	0	0	0	0
ANGELS	.320	16	565	101	181	289	30	3	24	95	8	5	6	39	8	82	13	1	13	9	.512	.367	16	4	0	0
OPPONENTS	.266	16	530	81	141	226	20	1	21	77	6	9	6	53	9	113	7	2	14	13	.426	.334	18	0	0	1
DH	.360	7	50	12	18	27	3	0	2	8	0	0	0	3	1	9	3	0	2	0	.540	.396	3	0	0	0

PITCHER	W	L	ERA	G	GS	CG	GF	SHO	SV	IP	H	R	ER	HR	HB	BB	IBB	SO	WP	BK	OPP	AVG
																						AVG
Appier, K	0	1	6.23	5	5	0	0	0	0	21.2	24	15	15	5	1	12	1	10	2	0	.289	
Donnelly, B	1	0	4.15	11	0	0	1	0	0	13	7	6	6	2	1	5	0	13	1	0	.152	
Lackey, J	2	0	2.42	5	3	0	0	0	0	22.1	21	6	6	0	0	6	4	17	0	0	.256	
Ortiz, R	2	0	9.00	3	3	0	0	0	0	13	18	13	13	2	1	9	1	7	1	0	.353	
Percival, T	0	0	2.79	9	0	0	9	0	7	9.2	8	3	3	1	1	1	0	10	0	0	.216	
Rodriguez, F	5	1	1.93	11	0	0	1	0	0	18.2	10	5	4	2	0	5	0	28	3	0	.156	
Schoeneweis, S	0	0	3.00	6	0	0	1	0	0	3	3	1	1	0	0	1	0	2	0	0	.273	
Shields, S	0	0	5.40	1	0	0	1	0	0	1.2	5	5	1	2	0	0	0	1	0	0	.455	
Washburn, J	1	2	5.02	5	5	0	0	0	0	28.2	30	17	16	6	1	10	2	17	0	0	.278	
Weber, B	0	1	10.80	9	0	0	3	0	0	8.1	15	10	10	1	1	4	1	8	0	0	.405	
ANGELS	11	5	4.82	16	16	0	16	0	7	140	141	81	75	21	6	53	9	113	7	0	.266	
OPPONENTS	5	11	6.35	16	16	0	16	0	4	136	181	101	96	24	6	39	8	82	4	0	.320	



CLUB POSTSEASON



ANGELS IN THE POSTSEASON



2004 SEASON

The Angels clinched the American League West title with a 5-4 victory, October 2 at Oakland, despite numerous injuries to key players throughout the season (14 players went on disabled list). The division crown marked the organization's first in 18 seasons (1986), the Club's fourth division crown (1979, 1982 & 1986) and fifth trip to postseason (2002 Wild Card entrant). The clincher came 22 years to the day that Angels won the West in 1982.

SEASON NOTES: The final season series against the A's marked first time since 1980 two teams entered such week-end tied for division title and playing each other to close regular season (Philadelphia at Montreal; 2-1 Phillies)...Angels finished with a home attendance Club record of 3,375,677, second highest mark in A.L. and third highest in MLB...Club finished in a virtual tie for first place in the American League in batting average (.2824) with Boston (.2819)...The mark tied Club-record (.282) also set in 2002 and 1979...Angels ranked first in A.L. for fewest strikeouts (942) for the third straight season (838 in 2003 & 805 in 2002)...Club led league with 143 stolen bases, marking the second time in Club history (220 in 1975)...Vladimir Guerrero set or tied Angels' season records in average by a right-handed hitter (.337), runs scored (124, led league), hits by right-hander (206) and total bases (366-tied Club record and led league)...He would become the second player in Club history bestowed with A.L. MVP honors (Baylor, 1979)...Halos finished with a 4.28 ERA, ranking fourth in A.L. (4.28 in 2003, 6th)...Bartolo Colon posted 18 wins, most by a first-year Angel since Bill Singer with 20 in 1973...The bullpen finished 25-16 with a 3.47 ERA (590.1 IP – 189 ER) with 50 saves (3rd in A.L.) in 67 chances (75%)...The bullpen ERA led Junior Circuit for the third straight season...Angels ranked first in A.L. in strikeouts with a club-record 1,164, led by Kelvim Escobar (191)...Angels ranked tied for second in league with a .985 fielding percentage...Halos committed just 90 errors in 162 games...Darin Erstad earned Gold Glove honors at first base.

POSTSEASON 2004 DIVISION SERIES

After a postseason absence in 2003, the Angels returned to the playoffs in the 2004 Division Series to face the A.L. Wild Card entrant Boston Red Sox... In Game 1 at Angel Stadium, the Angels fell to Boston, 9-3, after a seven-run fourth inning put the Sox up 8-0...Five of the runs in the inning were unearned, after the Angels led the Major Leagues by allowing just 36 unearned runs during the season...Troy Glaus and Darin Erstad homered off Curt Schilling to account for two of the three Angel runs...In Game 2, the Angels took a 3-1 lead against Pedro Martinez, courtesy of a two-run Vladimir Guerrero single in the fifth, into the sixth inning before the Red Sox posted seven unanswered runs over the final four frames...The torrid Red Sox offense put Boston up 6-1 after six innings in Game 3 at Fenway Park...A dramatic grand slam from Guerrero in the seventh frame tied the game at 6-6 but a 10th inning, walk-off home run off the bat of David Ortiz sealed the Angels' fate as Boston was on their way to the ALCS and eventual World Series title...The game would mark the Angel farewells to Troy Percival, David Eckstein, Troy Glaus and Ramon Ortiz.

SERIES NOTES: 2004 was the Angels' second Division Series appearance (2002 vs. New York) and second postseason matchup against Boston (lost in '86 ALCS, 4-3)... Angels were swept for the first time in postseason play...Halos' DS roster featured 10 players making their postseason debuts: Alfredo Amezaga, Jeff DaVanon, Kelvim Escobar, Kevin Gregg, Vladimir Guerrero, Casey Kotchman, Dallas McPherson, Josh Paul, Curtis Pride and Adam Riggs.



Guerrero's grand slam in Game 3

CLUB POSTSEASON



ANGELS IN THE POSTSEASON (2004)



2004 ALDS RECAP BOSTON RED SOX VS. ANAHEIM ANGELS Oct. 5-8, 2004



GAME 1 - Tuesday, October 5 at Anaheim (D)

BOSTON	1	0	0	7	0	0	0	1	0	—	9	11	1
ANAHEIM	0	0	0	1	0	0	2	0	0	—	3	9	1

E: Figgins, Schilling. LOB: Boston 9; Anaheim 9. HR: Millar (off Washburn), Ramirez (off Shields), Glaus (off Schilling), Erstad (off Schilling) SB: Damon, Figgins. WP: Gregg,

WP- Schilling, LP - Washburn. T: 3:04 A: 44,608.

GAME 2 - Wednesday, October 6 at Anaheim (N)

BOSTON	0	1	0	0	0	2	1	0	4	—	8	12	0
ANAHEIM	0	1	0	0	2	0	0	0	0	—	3	7	0

DP: Boston 2; Anaheim 1. GDP: Nixon. LOB: Boston 10; Anaheim 5. HR: Varitek (off Colon). SB: Damon. CS: DaVanon. PO: Bellhorn. SF: Ramirez. HB: by Martinez (Erstad); by Rodriguez (Varitek). WP: Rodriguez 2, Donnelly.

WP - Martinez, LP - Rodriguez. T: 3:48. A: 45,118.

GAME 3 - Friday, October 8 at Boston (D)

ANAHEIM	0	0	0	1	0	0	5	0	0	0	—	6	8	2
BOSTON	0	0	2	3	1	0	0	0	0	2	—	8	12	0

E: Figgins, Eckstein. DP: Anaheim 1. GDP: Varitek. LOB: Boston 10; Boston 12. HR: Glaus (off Arroyo), Guerrero (off Timlin), Ortiz (off Washburn). SB: Kennedy. S: Damon. SF: Ramirez. SH: Amezaga. HB: by Arroyo (Figgins).

WP - Lowe, LP - Rodriguez. T: 4:11. A: 35,547.

ANGELS 2004 DIVISION SERIES

PLAYER	AVG	G	AB	R	H	TB	2B	3B	HR	RBI	SH	SF	HP	BB	IBB	SO	SB	CS	GIDP	E
Amezaga, A	.000	2	2	0	0	0	0	0	0	0	1	0	0	0	0	2	0	0	0	0
Anderson, G	.154	3	13	1	2	2	0	0	0	0	0	0	0	0	0	3	0	0	0	0
DaVanon, J	.200	3	10	1	2	2	0	0	0	0	0	0	2	0	1	0	1	0	0	0
Eckstein, D	.333	3	12	2	4	4	0	0	0	0	0	0	0	0	0	1	0	0	0	1
Erstad, D	.500	3	10	2	5	9	1	0	1	2	0	0	1	3	0	1	0	0	0	0
Figgins, C	.143	3	14	0	2	2	0	0	0	0	0	0	1	0	0	5	1	0	0	2
Glaus, T	.364	3	11	3	4	12	2	0	2	3	0	0	0	2	0	4	0	0	0	0
Guerrero, V	.167	3	12	1	2	5	0	0	1	6	0	0	0	2	1	4	0	0	0	0
Kotchman, C	.000	2	1	0	0	0	0	0	0	0	0	0	0	0	0	0	0	0	0	0
McPherson, D	.111	3	9	0	1	1	0	0	0	1	0	0	0	0	0	4	0	0	0	0
Molina, B	.167	3	6	0	1	1	0	0	0	0	0	0	0	0	0	2	0	0	0	0
Molina, J	.333	2	3	2	1	1	0	0	0	0	0	0	0	2	0	0	0	0	0	0
Pride, C	.000	2	2	0	0	0	0	0	0	0	0	0	0	0	0	1	0	0	0	0
Riggs, A	.000	2	1	0	0	0	0	0	0	0	0	0	0	0	0	0	0	0	0	0
TOTALS	.226	3	106	12	24	39	3	0	4	12	1	0	2	11	1	28	1	1	0	3

PITCHER	W	L	ERA	G	GS	CG	GF	SHO	SV	IP	H	R	ER	HR	HB	BB	IBB	SO	WP	BK	AVG
Colon, B	0	0	4.50	1	1	0	0	0	0	6	7	3	3	1	0	3	0	3	0	0	.304
Donnelly, B	0	0	10.80	2	0	0	1	0	0	3.1	3	4	4	0	0	2	2	5	1	0	.231
Escobar, K	0	0	8.10	1	1	0	0	0	0	3.1	5	5	3	0	0	5	1	4	0	0	.333
Gregg, K	0	0	0.00	1	0	0	0	0	0	2	3	0	0	0	0	1	0	0	1	0	.333
Ortiz, R	0	0	4.50	1	0	0	1	0	0	2	2	1	1	0	0	1	1	0	0	0	.250
Rodriguez, F	0	2	3.86	1	0	0	0	0	0	4.2	4	2	2	0	1	3	1	5	2	0	.235
Shields, S	0	0	6.00	2	0	0	0	0	0	3	5	2	2	1	0	2	1	3	0	0	.357
Washburn, J	0	1	10.80	2	1	0	1	0	0	3.1	6	8	4	2	0	3	0	3	0	0	.353
TOTALS	0	3	5.86	3	3	0	3	0	0	27.2	35	25	18	4	1	20	6	23	4	0	.302

CLUB POSTSEASON



ANGELS IN THE POSTSEASON



2005 SEASON

The Angels clinched second straight A.L. West title with a 4-3 victory Sept. 27 at Oakland, marking the Club's fifth Western Division crown and sixth overall trip to the postseason (2002 Wild Card entrant). The Halos finished with a 95-67 record, seven games ahead of Oakland in the West. The 95 wins marked the second most in Club history (99 in 2002) while the seven-game division lead was the biggest game differential during a division title.

SEASON NOTES: The Club was in first place 171 of 183 days of the season...Halos went 22-9 to finish regular season (14-2 over final 16 games)...44 of 95 wins were in comeback fashion, including 16 when trailing after six innings (most in MLB)...Halos led MLB batting .296 with RISP and .279 with RISP and two outs...The Club also led MLB with 161 stolen bases...Garret Anderson set or extended the Angels' all-time records in hits (1,929), total bases (3,062), extra-base hits (565), doubles (403) and RBI (1,043)...Chone Figgins set the club record for base hits by a switch-hitter (186) and led MLB with 62 stolen bases...Despite missed time with a shoulder separation, Vlad Guerrero finished third in A.L. in average (.317), tied for 10th in home runs (32) and tied for ninth in RBI (108)...Figgins and Bartolo Colon shared team MVP honors...Angels finished with a 3.68 ERA, ranking third in A.L., and ranked first in strikeouts (1,126)...Francisco Rodriguez led the bullpen with 45 saves (T1st in A.L.), converting his last 18 opportunities...Scot Shields set a club record with 78 appearances...Seven Angel pitchers finished with a record above .500, led by Colon's 21-8 mark, the most wins in the A.L. and paving the way to his first Cy Young Award...Three Angels ranked in the top 10 in ERA in the A.L., including Jarrod Washburn (4th, 3.20), Lackey (6th, 3.44) and Colon (8th, 3.48)...Halos tied for first in league with Club-record-tying .986 fielding percentage...Orlando Cabrera tied the Club mark for fielding percentage by shortstop (.988, also David Eckstein in 2004), which also tied for MLB lead in 2005...Angels finished with a home attendance club record of 3,404,686, the second highest mark in the A.L. and third highest in MLB.



POSTSEASON

2005 DIVISION SERIES RECAP

The first round of the Division Series matched the Angels against the New York Yankees, a team they had defeated in the 2002 DS. The Halos' win on the last day of the regular season was crucial as it gave the Club home field advantage over New York for the series.

Game 1 matched Mike Mussina vs. Bartolo Colon at Angel Stadium. A first inning, bases-clearing double by Robinson Cano proved to be too much for the Angels to overcome as it lifted the Yankees to a 4-2 win and a 1-0 series lead. It marked the fifth consecutive postseason series the Angels dropped Game 1.

In Game 2, the Halos defeated the Yankees 5-3 rallying from 2-0 deficit. Bengie Molina's solo HR in the 8th inning marked his second postseason HR in as many games. His two-out RBI single in the sixth frame tied the score at 2-2 and Orlando Cabrera's two-run single in the eighth inning proved to be the game-winner.

As the series shifted to the Bronx for Game 3, a three-run home run by Garret Anderson off Randy Johnson in the first inning sparked the Halos' offense to 11 runs on 19 hits (19 hits established a franchise playoff best). Anderson finished with four hits and five RBI and Bengie Molina homered for the third straight game.

The Halos would have to wait out a day of rain before Game 4. John Lackey, pitching on three days rest for Jarrod Washburn (scratched due to throat infection), limited the Yankees to one run on two hits in 5.2 innings of work. New York rallied from a 2-0 deficit, scoring one run in the sixth inning and two runs in the seventh frame for a 4-3 win. Both clubs totaled just four hits in the game. The series was tied at 2-2 with Game 5 being played the next night, over 3,000 miles across country in Anaheim.

The deciding game of the series was a rematch of Game 1 starters in Mussina and Colon. Colon would leave after just 1+ IP due to a strained right shoulder. The season came down to 22 year-old Ervin Santana, who was summoned from the bullpen. After an early 2-0 lead taken by New York in the top of the second inning, the Halos put up three runs in the bottom half of the frame with Adam Kennedy's two-run triple serving as the key blow. Santana would settle in and work 5.1 innings, allowing just three runs. A solo HR by Derek Jeter in the 7th inning brought the score to 5-3 but Francisco Rodriguez closed the door with the tying runs on base in the 9th. For the second time in four seasons, the Angels bounced the Yankees from the first round of the playoffs.

Santana became the sixth rookie winning pitcher in a winner-take-all postseason game and third to do it in last 20 years, along with John Lackey (2002 World Series vs. Giants) and Jaret Wright (1997 ALDS vs. Yankees).



CLUB POSTSEASON



ANGELS IN THE POSTSEASON



2005 LEAGUE CHAMPIONSHIP SERIES RECAP

The Angels matched up with the Chicago White Sox in the American League Championship Series with hopes of advancing to the World Series for the second time in four seasons. A well-rested Chicago team awaited the Angels, who were playing three games in three cities (New York, Anaheim & Chicago) in consecutive days – the first time it occurred in Major League postseason history. The Angels would also be without Bartolo Colon for the remainder of the postseason.

In Game 1, Paul Byrd gave the club 6+ innings, allowing just two earned runs in lifting the club to a 3-2 win. Garret Anderson opened the scoring with a solo home run in the second inning and the Angels received RBIs from Vladimir Guerrero and Orlando Cabrera in the third frame. Neither team would score a run after the fourth inning as Scot Shields and Francisco Rodriguez combined on three scoreless frames to close out the victory.

Game 2 was shrouded with controversy as an apparent third strike call by umpire Doug Eddings to end the 9th inning resulted in A.J. Pierzynski reaching first base amidst mass confusion on the field. Pinch-runner Pablo Ozuna promptly stole second base and scored the game-winning run on Joe Crede's double. Mark Buehrle went the distance for Chicago to earn the win as the Halos were held to one run on five hits. The series was tied at 1-1 and shifting to Anaheim.

In Game 3, another strong pitching performance did in the Angels as Jon Garland tossed a complete game en route to a 5-2 White Sox win. Paul Konerko's three-run home run in the first inning was all the offense needed on this night as the Angels were limited to two runs (two-run HR by Cabrera) on four hits.

More of the same for the Halos in Game 4 as the offense posted just two runs on six hits off Freddy Garcia, the third straight White Sox starter to hurl a complete game. Konerko struck again in the first inning with another three-run shot off Ervin Santana as the Sox cruised to an 8-2 victory.

Game 5 saw the Angels take their first lead since Game 1, a 3-2 cushion entering the seventh inning. The White Sox seemed destined for the World Series as they scored four unanswered runs from the seventh frame on and Jose Contreras silenced the Angel bats, tossing the fourth straight complete game for Chicago. The Angels managed just 11 runs in the five-game series, the fewest by an ALCS team since Boston in 1990. For the second straight season, the Angels were eliminated from the playoffs by the eventual World Champion.



LEAGUE CHAMPIONSHIP SERIES 05

2005 ALCS RECAP CHICAGO WHITE SOX VS. LOS ANGELES ANGELS Oct. 11-16, 2005



LEAGUE CHAMPIONSHIP SERIES 05

GAME 1 - Tuesday, October 11 at Chicago (N)

LOS ANGELES	0	1	2	0	0	0	0	0	0	—	3	7	1
CHICAGO	0	0	1	1	0	0	0	0	0	—	2	7	0

E: Figgins. LOB: CWS 6, LAA 4. HR: Contreras (off Byrd), Crede (off Byrd). SB: Figgins, Erstad. CS: Podsednik, Pierzynski. SH: Figgins.
HB: Rowand (Byrd).
WP - Byrd, LP - Contreras, S - Rodriguez. T: 2:47 A: 40,659.

GAME 2 - Wednesday, October 12 at Chicago (N)

LOS ANGELES	0	0	0	0	1	0	0	0	0	—	1	5	3
CHICAGO	1	0	0	0	0	0	0	0	1	—	2	7	1

E: Washburn, Guerrero, Paul, Uribe. DP: CWS 2; LAA 1. GDP: Kennedy, Guerrero. LOB: CWS 4, LAA 7. HR: Quinlan (off Buehrle). SB: Ozuna. SH: Iguchi, Kennedy. HB: Iguchi (Washburn), B. Molina (Buehrle).
WP - Buehrle, LP - Escobar. T: 2:34 A: 41,013.

GAME 3 - Friday, October 14 at Anaheim (N)

CHICAGO	3	0	1	0	1	0	0	0	0	—	5	11	0	
LOS ANGELES	0	0	0	0	0	0	2	0	0	0	—	2	4	0

DP: CWS 1, LAA 2. GDP: Guerrero, Rowand. LOB: CWS 6, LAA 1. HR: Konerko (off Lackey), Cabrera (off Garland). SH: Iguchi.
WP - Garland, LP - Lackey. T: 2:42 A: 44,725.

GAME 4 - Saturday, October 15 at Anaheim (N)

CHICAGO	3	0	1	1	1	0	0	2	0	—	8	8	1
LOS ANGELES	0	1	0	1	0	0	0	0	0	—	2	6	1

E: Garcia, Cabrera. DP: LAA 1. GDP: Uribe. LOB: CWS 5, LAA. HR: Konerko (off Santana), Pierzynski (off Santana). SB: Podsednik 2, Dye. CS: Crede. HB: Iguchi (Santana).
WP - Garcia, LP - Santana. T: 2:46 A: 44,857.

GAME 5 - Sunday, October 16 at Anaheim (N)

CHICAGO	0	1	0	0	1	0	1	1	2	—	6	8	1
LOS ANGELES	0	0	1	0	2	0	0	0	0	—	3	5	2

E: Kennedy, Contreras, Escobar. DP: LAA 1. LOB: CWS 9, LAA 4. HR: Crede (off Escobar). SB: Podsednik. CS: Iguchi SF: Crede, Rowand, Anderson. SH: Figgins, Pierzynski. HB: Iguchi (Byrd). PB: Pierzynski.
WP - Contreras, LP - Escobar. T: 3:11 A: 44,712.

CLUB POSTSEASON



ANGELS IN THE POSTSEASON (2005)



ANGELS 2005 LEAGUE CHAMPIONSHIP SERIES

PLAYER	AVG	G	AB	R	H	TB	2B	3B	HR	RBI	SH	SF	HP	BB	IBB	SO	SB	CS	GIDP	E
Anderson, G	.176	5	17	2	3	6	0	0	1	2	0	1	0	1	0	5	0	0	0	0
Cabrera, O	.200	5	20	1	4	8	1	0	1	3	0	0	0	0	0	2	0	0	0	1
DaVanon, J	.000	3	1	0	0	0	0	0	0	0	0	0	0	0	0	0	0	0	0	0
Erstad, D	.235	5	17	1	4	5	1	0	0	0	0	0	0	1	0	2	1	0	0	0
Figgins, C	.118	5	17	1	2	3	1	0	0	1	2	0	0	1	0	3	1	0	0	1
Finley, S	.222	3	9	1	2	2	0	0	0	0	0	0	0	0	0	2	0	0	1	0
Guerrero, V	.050	5	20	0	1	1	0	0	0	1	0	0	0	0	0	1	0	0	2	1
Izturis, M	.000	1	0	0	0	0	0	0	0	0	0	0	0	0	0	0	0	0	0	0
Kennedy, A	.286	5	14	3	4	4	0	0	0	1	1	0	0	0	0	1	0	0	1	1
Kotchman, C	.286	2	7	0	2	3	1	0	0	1	0	0	0	1	0	1	0	0	0	0
Molina, B	.118	5	17	0	2	2	0	0	0	1	0	0	1	0	0	2	0	0	0	0
Molina, J	.333	1	3	0	1	1	0	0	0	0	0	0	0	0	0	0	0	0	0	0
Paul, J	.000	1	0	0	0	0	0	0	0	0	0	0	0	0	0	0	0	0	0	1
Quinlan, R	.333	1	3	1	1	4	0	0	1	1	0	0	0	0	0	2	0	0	0	0
Rivera, J	.111	3	9	1	1	2	1	0	0	0	0	0	0	0	0	1	0	0	0	0
TOTALS	.175	5	154	11	27	41	5	0	3	11	3	1	1	4	0	22	2	0	4	7

PITCHER	W	L	ERA	G	GS	CG	GF	SHO	SV	IP	H	R	ER	HR	HB	BB	IBB	SO	WP	OPP		AVG
																				BK	AVG	
Byrd, P	1	0	3.38	2	2	0	0	0	0	10.2	10	4	4	1	2	2	0	2	0	0	.256	
Donnelly, B	0	0	0.00	3	0	0	1	0	0	3.1	2	0	0	0	0	1	0	5	0	0	.182	
Escobar, K	0	2	2.08	2	0	0	1	0	0	4.1	4	3	1	1	0	2	0	10	0	0	.222	
Gregg, K	0	0	0.00	1	0	0	0	0	0	2.0	1	0	0	0	0	1	0	3	0	0	.143	
Lackey, J	0	1	9.00	1	1	0	0	0	0	5.0	8	5	5	1	0	1	0	3	0	0	.381	
Rodriguez, F	0	0	0.00	2	0	0	2	0	1	2.1	2	2	0	0	0	3	0	3	0	0	.250	
Santana, E	0	1	10.38	1	1	0	0	0	0	4.1	3	6	5	2	1	3	0	2	0	0	.188	
Shields, S	0	0	0.00	4	0	0	0	0	0	6.0	4	0	0	0	0	1	1	5	0	0	.200	
Washburn, J	0	0	0.00	1	1	0	0	0	0	4.2	4	1	0	0	1	1	0	1	0	0	.235	
Yan, E	0	0	9.00	1	0	0	1	0	0	2.0	3	2	2	0	0	1	0	2	0	0	.375	
TOTALS	1	4	3.43	5	5	0	5	0	1	44.2	41	23	17	5	4	16	1	36	0	0	.248	

ANGELS 2005 CUMULATIVE POSTSEASON STATISTICS

PLAYER	AVG	G	AB	R	H	TB	2B	3B	HR	RBI	SH	SF	HP	BB	IBB	SO	SB	CS	GIDP	E
Anderson, G	.222	10	36	4	8	19	0	1	3	9	0	2	0	1	0	5	0	0	0	0
Cabrera, O	.220	10	41	4	9	15	3	0	1	6	0	0	0	0	0	3	0	0	0	2
DaVanon, J	.000	4	1	1	0	0	0	0	0	0	0	0	0	0	0	0	0	0	0	0
Erstad, D	.270	10	37	2	10	13	3	0	0	3	0	0	0	0	0	8	1	0	1	0
Figgins, C	.132	10	38	3	5	9	2	1	0	3	2	0	0	2	0	11	1	1	1	1
Finley, S	.150	8	20	3	3	4	1	0	0	1	4	0	0	1	0	6	0	0	1	0
Guerrero, V	.184	10	38	5	7	7	0	0	0	1	0	0	1	2	1	3	1	1	2	1
Izturis, M	.000	1	0	0	0	0	0	0	0	0	0	0	0	0	0	0	0	0	0	0
Kennedy, A	.258	10	31	3	8	10	1	0	3	2	0	0	0	0	0	4	0	2	1	1
Kotchman, C	.222	4	9	0	2	3	1	0	0	1	0	0	0	1	0	1	0	0	0	0
Molina, B	.286	10	35	5	10	19	0	0	3	6	0	0	2	0	0	2	0	0	0	0
Molina, J	.500	2	4	1	2	2	0	0	0	1	0	0	0	0	0	0	0	0	0	0
Paul, J	.000	2	0	0	0	0	0	0	0	0	0	0	0	0	0	0	0	0	0	1
Quinlan, R	.400	3	5	1	2	5	0	0	1	1	0	0	0	0	0	2	0	0	0	0
Rivera, J	.269	8	26	4	7	12	2	0	1	1	0	0	0	1	0	3	0	0	0	0
TOTALS	.227	10	321	36	73	118	12	3	9	36	8	2	3	9	1	48	3	4	6	8

PITCHER	W	L	ERA	G	GS	CG	GF	SHO	SV	IP	H	R	ER	HR	HB	BB	IBB	SO	WP	BK	OPP	AVG
																					AVG	
Byrd, P	1	0	5.02	3	3	0	0	0	0	14.1	17	8	8	2	2	4	0	4	0	0	.298	
Colon, B	0	1	4.50	2	2	0	0	0	0	8	10	4	4	0	1	2	0	7	0	0	.313	
Donnelly, B	0	0	2.45	4	0	0	1	0	0	3.2	4	2	1	0	0	2	0	5	0	0	.286	
Escobar, K	1	2	1.59	6	0	0	2	0	0	11.1	6	4	2	2	0	7	0	15	2	0	.150	
Gregg, K	0	0	0.00	1	0	0	0	0	0	2	1	0	0	0	0	1	0	3	0	0	.143	
Lackey, J	0	1	4.41	3	3	0	0	0	0	16.1	15	8	8	1	0	10	0	12	2	0	.250	
Rodriguez, F	0	0	1.59	5	0	0	5	0	3	5.2	7	3	1	1	0	3	0	5	0	0	.318	
Santana, E	1	1	7.45	2	1	0	0	0	0	9.2	8	9	8	3	2	5	0	4	0	0	.229	
Shields, S	1	1	1.64	8	0	0	1	0	0	11	8	2	2	0	0	4	1	10	0	0	.205	
Washburn, J	0	0	0.00	1	1	0	0	0	0	4.2	4	1	0	0	1	1	0	1	0	0	.235	
Yan, E	0	0	9.00	1	0	0	1	0	0	2	3	2	2	0	0	1	0	2	0	0	.375	
TOTALS	4	6	3.65	10	10	0	10	0	3	88.2	83	43	36	9	6	40	1	68	4	0	.251	

CLUB POSTSEASON



ANGELS IN THE POSTSEASON (2007)



ANGELS 2007 DIVISION SERIES

PLAYER	AVG	G	AB	R	H	TB	2B	3B	HR	RBI	SH	SF	HP	BB	IBB	SO	SB	CS	GIDP	E
Anderson, G	.222	3	9	0	2	3	1	0	0	0	0	0	0	1	0	2	0	0	0	0
Aybar, E	.000	1	1	0	0	0	0	0	0	0	0	0	0	0	0	0	0	0	0	0
Cabrera, O	.250	3	12	0	3	4	1	0	0	1	0	0	0	1	0	1	0	0	0	0
Figgins, C	.231	3	13	1	3	5	2	0	0	1	0	0	0	0	0	4	0	0	0	0
Guerrero, V	.200	3	10	0	2	2	0	0	0	0	0	0	1	1	0	0	0	0	0	0
Haynes, N	.000	1	1	0	0	0	0	0	0	0	0	0	0	0	0	1	0	0	0	0
Izturis, M	.333	3	12	1	4	6	2	0	0	0	0	0	0	0	0	2	2	0	0	0
Kendrick, H	.200	3	10	0	2	2	0	0	0	1	0	1	0	0	0	1	2	0	1	0
Kotchman, C	.000	2	5	1	0	0	0	0	0	0	0	0	0	2	0	1	0	0	0	0
Mathis, J	.000	2	3	0	0	0	0	0	0	1	0	0	0	0	0	0	0	0	0	0
Morales, K	.111	3	9	1	1	1	0	0	0	0	0	0	0	0	0	2	0	0	0	0
Napoli, M	.167	3	6	0	1	1	0	0	0	0	0	0	0	0	0	3	0	0	0	0
Quinlan, R	.000	1	0	0	0	0	0	0	0	0	0	0	0	0	0	0	0	0	0	0
Rivera, J	.333	2	3	0	1	1	0	0	0	0	0	0	0	1	0	1	0	0	0	0
Willits, R	.000	3	4	0	0	0	0	0	0	0	0	0	0	1	0	2	1	0	0	0
TOTALS	.192	3	99	4	19	25	6	0	0	4	0	1	1	7	0	20	5	0	1	0

PITCHER	W	L	ERA	G	GS	CG	GF	SHO	SV	IP	H	R	ER	HR	HB	BB	IBB	SO	WP	BK	OPP	AVG
Escobar, K	0	0	5.40	1	1	0	0	0	0	5	4	3	3	0	0	5	1	5	0	0	.222	
Lackey, J	0	1	6.00	1	1	0	0	0	0	6	9	4	4	2	0	2	0	4	1	0	.391	
Moseley, D	0	0	0.00	1	0	0	1	0	0	1	1	0	0	0	0	0	0	1	0	0	.333	
Oliver, D	0	0	27.00	1	0	0	0	0	0	0.2	2	2	2	0	0	0	0	0	0	0	.400	
Rodriguez, F	0	0	54.00	1	0	0	1	0	0	0.1	1	2	2	1	0	1	1	1	0	0	.500	
Santana, E	0	0	0.00	1	0	0	1	0	0	2	0	0	0	0	0	0	0	2	0	0	.000	
Shields, S	0	0	2.25	2	0	0	0	0	0	4	0	1	1	0	0	4	0	4	0	0	.000	
Speier, J	0	1	27.00	2	0	0	0	0	0	1.2	4	5	5	0	0	1	0	0	0	0	.500	
Weaver, J	0	1	3.60	1	1	0	0	0	0	5	4	2	2	2	0	3	0	5	0	0	.222	
TOTALS	0	3	6.66	3	3	0	3	0	0	25.2	25	19	19	5	0	16	2	22	1	0	.269	

ANGELS RETIRED UNIFORM NUMBERS

No.	Individual	Year
26	Gene Autry	1982
29	Rod Carew	1986
30	Nolan Ryan	1992
50	Jimmie Reese	1995
11	Jim Fregosi	1998

Note: The Angels and Major League Baseball retired number 42 on Jackie Robinson's behalf in 1997.

ANGELS MEMORIAL UNIFORM MARKINGS

- 1965** - Black armband on left sleeve honoring passing of teammate **Dick Wantz**.
- 1974** - Black ribbon attached to left sleeve during Spring Training honoring passing of teammate **Bruce Heinbechner**.
- 1978** - Black armband on left sleeve honoring passing of teammate **Lyman Bostock**.
- 1992** - Initials "DJ" on left sleeve honoring passing of coach **Deron Johnson**.
- 1994-95** - Black armband with "REESE 50" in white on right sleeve and circular black patch with "REESE 50" in white on left sleeve (worn during second half of 1994 and spring of 1995) in honor of the late coach **Jimmie Reese**.
- 1999** - Caricature of **Gene Autry** with "26" in circular patch on right sleeve honoring the late owner.
- 2009** - Black encircled patch with white #34 in honor of the late **Nick Adenhart** (above the heart).
- 2009** - Diamond-shaped patch with "PRESTON" inscribed in honor of the late **Preston Gomez** (on right sleeve).
- 2013** - Black encircled patch with red "LEW" inscribed in honor of the late **Dr. Lewis Yocum** (above the heart).
- 2013** - White encircled patch outlined in red with "STAN MUSIAL" signature in middle with number "6" for passing of Cardinals' legend Stan Musial (above heart on BP tops; Angels played Cards that series).
- 2014** - White encircled patch with red "FREGOSI 11" inscribed in honor the late player and manager **Jim Fregosi** (above the heart).
- 2016** - Black encircled patch with white "DEAN CHANCE LA" inscribed in honoring passing of former player **Dean Chance**.
- 2017** - White encircled patch with red "BAYLOR 25" in honor of the late **Don Baylor** (above the heart).



ANGELS IN THE POSTSEASON



2008 DIVISION SERIES RECAP

For the third time in five seasons and fourth time in eight total playoff appearances (1986, 2004, 2007 & 2008), the Angels faced off against the Boston Red Sox (A.L. wild card entrant). The Halos entered the series with home-field advantage throughout the playoffs with the Majors' best record (100-62). The Angels also entered the 2008 postseason having dropped their last seven overall playoff games and last nine postseason affairs against Boston.

In Game 1 at Angel Stadium, the Angels offense sputtered at the hands of Red Sox starter Jon Lester (7 IP, 6 H, 1 R, 0 ER, 1 BB, 7 SO) in the 4-1 setback. John Lackey (6.2 IP, 4 H, 2 R, 2 ER, 1 HR, 3 BB, 5 SO) suffered the loss despite a solid outing. The Angels held a 1-0 lead through five innings, courtesy of a Torii Hunter RBI single, before Jason Bay put the Red Sox up for good with a two-run shot off Lackey in the top of the sixth. The Angels' 2 thru 5 hitters were 8-for-15 (.533) but the team went 1-for-7 with runners in scoring position, stranding nine baserunners.

In Game 2 at Angel Stadium, the Angels clawed back from an early four-run deficit to knot the game at 5-5 in the eighth inning. The momentum quickly evaporated as J.D. Drew's two-run home run off Francisco Rodriguez in the ninth proved to be the game-winner, giving the Red Sox a commanding 2-0 series lead. The loss was the ninth consecutive playoff setback for the Angels and 11th straight playoff loss to Boston. Chone Figgins' triple to lead off the eighth inning was the Angels' first extra-base hit of the series (first 19 hits were singles). The Angels were 3-for-14 with RISP while stranding 11 runners. Hunter logged RBI singles in the first and fifth innings and drove in three of the Angels' six runs over the first two games.

In Game 3 at Fenway Park, the Halos beat the Red Sox in the playoffs for the first time since Oct. 11, 1986 (Game 4 of ALCS), snapping an 11-game skid to Boston. The 5-4, 12-inning win (5 hr., 19 min.) marked the longest postseason game in club history. Erick Aybar's 12th-inning RBI single scoring Mike Napoli was the game-winner. Napoli connected for two home runs marking the fifth time an Angel logged a multi-HR playoff game. Napoli became just the sixth MLB catcher with a multi-HR game in the playoffs. Jered Weaver (2 IP, 1 H, 1 BB, 3 SO) earned the victory in the first relief appearance of his career.

Game 4 at Fenway Park would end in a fashion all too familiar to the Angels - a walk-off, series-clinching win for the Red Sox. A clutch two-out, two-run single by Hunter in the bottom of the eighth inning tied the game a 2-2. In the top of the ninth, the Halos looked poised to take the lead after a leadoff double from pinch-hitter Kendrys Morales. However, the scoring threat was foiled after a botched suicide squeeze ended the rally. In the ninth, Jed Lowrie's two-out RBI single plated Jason Bay from second base with the winning run. For the third time in five seasons, the Angels were eliminated from the first round of playoffs by the Red Sox.

2008 ALDS RECAP LOS ANGELES ANGELS VS. BOSTON RED SOX

Oct. 1-6, 2008



GAME 1 - Wednesday, October 1, 2008 at Anaheim (N)

BOSTON	0	0	0	0	0	2	0	0	2	—	4	8	1
LOS ANGELES	0	0	1	0	0	0	0	0	0	—	1	9	1

LOB: BOS 9, LAA 9. HR: Bay (off Lackey) E: Lowrie, Matthews SB: Ellsbury (2) HBP: Lowrie (by Lackey)
WP - Lester, LP - Lackey T: 3:14. A: 44,996.

GAME 2 - Friday, October 3, 2008 at Anaheim (N)

BOSTON	4	0	0	1	0	0	0	0	2	—	7	14	0
LOS ANGELES	1	0	0	1	1	0	1	1	0	—	5	11	2

LOB: BOS 10, LAA 11. HR: Bay (off Santana), Drew (off F. Rodriguez) E: Aybar, Hunter SB: Ellsbury. SF: Teixeira. GIDP: Varitek.
WP - Papelbon, LP - F. Rodriguez T: 3:51. A: 45,354.

GAME 3 - Sunday, October 5, 2008 at Boston (N)

LOS ANGELES	1	0	2	0	1	0	0	0	0	0	1	—	5	16	0
BOSTON	0	3	0	0	1	0	0	0	0	0	0	—	4	7	0

LOB: LAA 16, BOS 8. HR: Napoli (2 off Beckett) SB: Figgins, Guerrero, Crisp. CS: Ellsbury SH: Kendrick HBP: Pedroia (by Saunders), Napoli (by Delcarmen) GIDP: Varitek. Outfield Assist: Bay.
WP - Weaver, LP - Lopez T: 5:19. A: 39,067.

GAME 4 - Monday, October 6, 2008 at Boston (N)

LOS ANGELES	0	0	0	0	0	0	0	2	0	—	2	6	1
BOSTON	0	0	0	0	2	0	0	0	1	—	3	9	0

LOB: LAA 7, BOS 6. E: Figgins. CS: Willits. SH: Kendrick. GIDP: Kotsay, Ellsbury. PB: Varitek
WP - Delcarmen, LP - Shields T: 2:50. A: 38,785.

CLUB POSTSEASON



ANGELS IN THE POSTSEASON (2008)



ANGELS 2008 DIVISION SERIES

PLAYER	AVG	G	AB	R	H	TB	2B	3B	HR	RBI	SH	SF	HP	BB	IBB	SO	SB	CS	GIDP	E
Anderson, G	.158	4	19	1	3	3	0	0	0	0	0	0	0	1	0	4	0	0	0	0
Aybar, E	.111	4	18	0	2	2	0	0	0	1	0	0	0	0	0	2	0	0	0	1
Figgins, C	.333	4	21	2	7	10	1	1	0	1	0	0	0	0	6	1	0	0	1	
Guerrero, V	.467	4	15	2	7	8	1	0	0	0	0	0	4	0	1	1	0	0	0	
Hunter, T	.389	4	18	0	7	7	0	0	0	5	0	0	0	1	0	3	0	0	1	
Kendrick, H	.118	4	17	0	2	2	0	0	0	0	2	0	0	0	7	0	0	0	0	
Mathis, J	.500	1	2	0	1	0	0	0	0	0	0	0	0	0	0	1	0	0	0	
Mathews, G	.000	3	5	0	0	0	0	0	0	0	0	0	0	0	2	0	0	0	1	
Morales, K	.500	4	4	0	2	3	1	0	0	0	0	0	0	0	0	0	0	0	0	
Napoli, M	.250	4	12	3	3	9	0	0	2	4	0	0	1	2	0	3	0	0	0	
Rivera, J	.125	3	8	1	1	1	0	0	0	1	0	0	0	3	0	2	0	0	0	
Teixeira, M	.467	4	15	4	7	7	0	0	0	1	0	1	0	4	0	3	0	0	0	
Willits, R	---	3	0	0	0	0	0	0	0	0	0	0	0	0	0	0	1	0	0	
TOTALS	.273	4	154	13	42	53	3	1	2	13	2	1	1	15	0	34	2	1	0	4

PITCHER	W	L	ERA	G	GS	CG	GF	SHO	SV	IP	H	R	ER	HR	HB	BB	IBB	SO	WP	BK	OPP AVG
Arredondo, J	0	0	0.00	3	0	0	1	0	0	3.2	2	0	0	0	0	0	0	4	0	0	.154
Lackey, J	0	1	2.63	2	2	0	0	0	0	13.2	11	4	4	1	1	4	0	6	0	0	.212
Oliver, D	0	0	0.00	2	0	0	0	0	0	1.1	0	0	0	0	0	1	0	1	0	0	.000
Rodriguez, F	0	1	7.71	2	0	0	1	0	0	2.1	5	2	2	1	0	2	0	2	0	0	.455
Santana, E	0	0	8.44	1	1	0	0	0	0	5.1	8	5	5	1	0	0	0	3	0	0	.308
Saunders, J	0	0	7.71	1	1	0	0	0	0	4.2	5	4	4	0	1	4	0	2	0	0	.278
Shields, S	0	1	4.76	4	0	0	1	0	0	5.2	6	3	3	0	0	1	0	7	0	0	.273
Weaver, J	1	0	0.00	1	0	0	1	0	0	2	1	0	0	0	0	1	0	3	0	0	.143
TOTALS	1	3	4.19	4	4	0	4	0	0	38.2	38	18	18	3	2	15	0	28	0	0	.250

ANGELS WESTERN DIVISION CLINCHING DATES

Year	No.	Date	Details
1979	158	Sept. 25	Angels defeat Kansas City, 4-1, at Anaheim Stadium (Tanana over Chamberlain).
1982	161	Oct. 2	Angels defeat Texas, 6-4, at Anaheim Stadium (Goltz over Hough).
1986	153	Sept. 26	Angels defeat Texas, 8-3, at Anaheim Stadium (Candelaria over Mohorcic).
2004	161	Oct. 2	Angels defeat Oakland, 5-4 at Network Associates Coliseum (Donnelly over Rincon).
2005	157	Sept. 27	Angels defeat Oakland, 4-3 at McAfee Coliseum (Santana over Kennedy).
2007	156	Sept. 23	Angels defeat Seattle, 7-4 at Angel Stadium (Lackey over Jeff Weaver).
2008	145	Sept. 10	Angels defeat New York Yankees, 4-2 at Angel Stadium (Moseley over Pettitte).
2009	156	Sept. 28	Angels defeat Texas, 11-0 at Angel Stadium (Santana over Hunter).
2014	152	Sept. 17	Angels defeat Seattle, 5-0 at Angel Stadium (Wilson over Paxton).

CLUB POSTSEASON



ANGELS IN THE POSTSEASON (2009)



ANGELS 2009 DIVISION SERIES

PLAYER	AVG	G	AB	R	H	TB	2B	3B	HR	RBI	SH	SF	HP	BB	IBB	SO	SB	CS	GDP	E
Abreu, B	.556	3	9	4	5	7	2	0	0	1	0	0	0	4	0	0	0	1	0	0
Aybar, E	.364	3	11	2	4	7	1	1	0	2	0	0	0	0	0	1	0	0	0	0
Figgins, C	.000	3	12	1	0	0	0	0	0	0	1	0	0	1	0	6	0	0	0	0
Guerrero, V	.400	3	10	2	4	4	0	0	0	2	0	0	0	2	0	1	0	0	0	0
Hunter, T	.200	3	10	2	2	6	1	0	1	3	0	0	1	2	1	1	0	0	0	0
Izturis, M	.143	2	7	1	1	1	0	0	0	1	0	0	0	0	0	2	1	0	0	0
Kendrick, H	.200	2	5	1	1	1	0	0	0	0	0	0	0	0	0	2	1	0	0	0
Mathis, J	.333	2	3	0	1	1	0	0	0	0	1	0	0	0	0	2	0	0	0	1
Matthews, G	.000	1	1	0	0	0	0	0	0	0	0	0	0	0	0	0	0	0	0	0
Morales, K	.200	3	10	1	2	5	0	0	1	3	0	1	0	1	0	0	0	0	0	0
Napoli, M	.250	2	4	1	1	2	1	0	0	0	0	0	2	0	0	1	0	0	0	0
Rivera, J	.273	3	11	1	3	4	1	0	0	2	0	0	0	0	0	2	1	0	2	0
Willits, R	.000	1	0	0	0	0	0	0	0	0	0	0	0	0	0	0	0	0	0	0
Wood, B	.000	0	0	0	0	0	0	0	0	0	0	0	0	0	0	0	0	0	0	0
Totals	.258	3	93	16	24	38	6	1	2	14	2	1	3	10	1	18	3	1	2	1

																				OPP		
PITCHER	R/L	W	L	ERA	G	GS	CG	GF	SHO	SV	IP	H	R	ER	HR	HB	BB	IBB	SO	WP	BK	AVG
Bulger, J	R	0	0	0.00	1	0	0	0	0	0	1	0	0	0	0	0	1	0	1	0	0	.000
Fuentes, B	L	0	0	0.00	2	0	0	2	2	1.2	0	0	0	0	0	0	1	0	0	0	0	.000
Jepsen, K	R	0	0	6.75	2	0	0	0	0	0	1.1	3	1	1	0	0	0	0	1	0	0	.429
Kazmir, S	L	0	0	7.50	1	1	0	0	0	0	6	5	5	5	1	0	3	0	1	0	0	.217
Lackey, J	R	1	0	0.00	1	1	0	0	0	0	7.1	4	0	0	0	0	1	0	4	1	0	.160
Oliver, D	L	1	0	0.00	3	0	0	1	0	0	2.1	1	0	0	0	0	0	0	2	0	0	.125
Weaver, J	R	1	0	1.23	1	1	0	0	0	0	7.1	2	1	1	0	0	2	0	7	0	0	.083
Totals	3	0	2.33	3	3	0	3	1	2	27	15	7	7	1	0	8	0	16	1	0	.158	

2009 LEAGUE CHAMPIONSHIP SERIES RECAP

Following a three-game sweep of Boston in the Division Series, the Halos were headed to the ALCS for the sixth time in club history. It marked the third playoff matchup with the New York Yankees, the Angels winning both previous DS in 2002 & 2005. The Angels and Yankees were the two statistical leaders in several offensive categories during the 2009 campaign.

MISCUES LEAD TO 0-2: After setting a club record for fewest errors (85) committed during 2009 season, the Angels committed five errors leading to three unearned runs through the first two games in New York. While leading the Majors batting .297 with RISP during the regular season, the Halos hit .222 (4/18), stranding 21 runners after two games. The 2009 ALCS marked the fifth time Angels fell behind 0-2 in a playoff series.

ANOTHER GAME 3 COMEBACK: After spotting the Yankees a 3-0 lead through four innings, a solo HR by Howie Kendrick in the fifth inning put the Angels on the board. Vladimir Guerrero followed the next inning with a game-tying, two-run home run. The game would go to the bottom of the 11th inning where another "nobody on with two outs" rally took place. Kendrick lined a single up the middle and Jeff Mathis followed with a game-winning RBI double to get the Angels back in the series. The comeback win snapped the Halos' six-game LCS losing streak and marked the third walk-off hit in Club playoff history (also Game 3 of '79 ALCS & Game 4 of '86 LCS).

CLASSIC GAME 5: Following a shutdown performance by CC Sabathia in a 10-1 Game 4 loss (8 IP, 1 ER), the Angels were facing elimination down 3-1 in the series. The Angels put up a four-run first inning in Game 5. Starter John Lackey was lifted after 6.2 IP and that's when the trouble started - a six-run Yankee 7th inning put them up 6-4 after 6 1/2 frames. However, the Halos immediately responded in the bottom half of the seventh with a leadoff hit by Jeff Mathis (his 6th consecutive hit, an Angels' playoff club record) and key RBI singles by Vladimir Guerrero and Kendry Morales. Brian Fuentes worked through a dicey 9th inning (1 IP, 2 BB, 1 HB) to preserve the one-run save and send the series back to the Bronx. The win was the Halos' eighth all-time in the postseason vs. New York - all of which have been of the comeback variety.

YANKEES TAKE THE PENNANT: In Game 6 at New York, a strong pitching performance by Andy Pettitte (6.1 IP, 1 ER, 6 SO), timely hitting by the Yankees and another game of Angels miscues sent New York to the World Series for the 40th time. The Halos scratched across the game's first run with an RBI single from Bobby Abreu with two outs in the third. Starter Joe Saunders got out of jams in the first and second innings before the Yankees tagged him for three runs in the fourth, sparked by Johnny Damon's two-run single. No scoring took place during innings 5-7 before the Halos pulled within 3-2 on Guerrero's two-out RBI single in the eighth, his last at-bat of the postseason (his RBI off Mariano Rivera was the first postseason earned run off the Yankees' closer since Game 2 of the 2000 World Series). A comeback was not meant to be as New York capitalized on two crucial Angel errors in the bottom of the eighth (Kendrick fielding, Kazmir throwing) to push the lead to 5-2, it took only three outs for Rivera to get in the ninth to close out the series. The Angels fell to 1-5 in six League Championship Series.

CLUB POSTSEASON



ANGELS IN THE POSTSEASON (2009)



ANGELS 2009 CUMULATIVE STATISTICS

PLAYER	AVG	G	AB	R	H	TB	2B	3B	HR	RBI	SH	SF	HP	BB	IBB	SO	SB	CS	DP	GI			PINCH HIT			
																				E	SLG	OBP	AB	H	HR	RBI
Abreu, B	.265	9	34	6	9	13	4	0	0	3	0	0	0	8	3	8	0	1	0	1	.382	.405	0	0	0	0
Aybar, E	.290	9	31	4	9	13	2	1	0	3	2	0	0	1	0	2	3	0	2	0	.419	.313	0	0	0	0
Figgins, C	.086	9	35	3	3	3	0	0	0	1	3	0	1	4	0	9	0	0	0	1	.086	.200	0	0	0	0
Guerrero, V	.378	9	37	5	14	20	3	0	1	7	0	0	0	3	0	6	0	0	0	0	.541	.425	0	0	0	0
Hunter, T	.273	9	33	4	9	14	2	0	1	5	0	0	1	7	1	5	1	1	2	1	.424	.415	0	0	0	0
Izturis, M	.118	6	17	2	2	3	1	0	0	2	0	1	0	1	3	1	0	0	0	1	.176	.158	1	0	0	1
Kendrick, H	.263	6	19	4	5	10	0	1	1	1	0	0	0	1	0	3	1	0	0	1	.526	.300	0	0	0	0
Mathis, J	.533	7	15	2	8	13	5	0	0	1	1	0	0	0	0	4	0	0	0	1	.867	.533	0	0	0	0
Matthews, G	.000	4	5	1	0	0	0	0	0	0	0	0	0	1	0	3	0	0	0	0	.000	.167	4	0	0	0
Morales, K	.176	9	34	2	6	12	0	0	2	7	0	1	1	2	0	6	0	0	1	0	.353	.237	0	0	0	0
Napoli, M	.154	7	13	1	2	3	1	0	0	0	0	0	2	0	0	4	0	0	0	0	.231	.267	1	0	0	0
Quinlan, R	.000	0	0	0	0	0	0	0	0	0	0	0	0	0	0	0	0	0	0	0	.000	.000	0	0	0	0
Rivera, J	.222	9	36	1	8	10	2	0	0	2	0	0	0	0	0	3	1	0	4	1	.278	.222	0	0	0	0
Willits, R	.000	4	0	0	0	0	0	0	0	0	0	0	0	0	0	0	0	0	0	0	.000	.000	0	0	0	0
Wilson, R	.000	0	0	0	0	0	0	0	0	0	0	0	0	0	0	0	0	0	0	0	.000	.000	0	0	0	0
LAA	.243	9	309	35	75	114	20	2	5	32	6	2	5	28	5	56	7	2	9	9	.369	.314	6	0	0	1
OPPONENTS	.243	9	317	40	77	121	11	3	9	37	4	2	3	46	5	63	3	3	7	7	.382	.342	8	1	0	0
DH	.378	6	37	6	14	20	3	0	1	7	0	0	0	3	0	6	1	0	0	0	.541	.425	0	0	0	0

PITCHER	R/L	W	L	ERA	G	GS	CG	GF	SHO	SV	IP	H	R	ER	HR	HB	BB	IBB	SO	WP	BK	AVG
Fuentes, B	L	0	0	1.93	5	0	0	3	0	3	4.2	1	1	1	1	1	4	2	3	0	0	.067
Jepsen, K	R	1	0	3.60	5	0	0	0	0	0	5.0	8	2	2	1	0	2	0	3	0	0	.364
Kazmir, S	L	0	1	7.59	3	2	0	0	0	0	10.2	11	10	9	1	0	8	0	4	1	0	.268
Lackey, J	R	1	1	2.29	3	3	0	0	0	0	19.2	19	7	5	0	0	7	0	14	1	0	.253
Oliver, D	L	1	0	3.12	8	0	0	1	0	0	8.2	7	3	3	0	0	4	2	8	0	0	.226
Palmer, J	R	0	0	13.50	2	0	0	2	0	0	2.2	5	4	4	1	0	1	0	2	0	0	.385
Santana, E	R	1	1	1.59	4	0	0	2	0	0	5.2	5	3	1	0	1	4	1	5	0	0	.250
Saunders, J	L	0	1	4.35	2	2	0	0	0	0	10.1	13	5	5	1	0	6	0	5	0	0	.317
Weaver, J	R	1	0	2.63	4	2	0	1	0	0	13.2	7	4	4	3	0	6	0	14	0	0	.146
LAA		5	4	3.74	9	9	0	9	1	3	84.1	77	40	35	9	3	46	5	63	3	0	.243
OPPONENTS		4	5	3.76	9	9	0	9	0	2	83.2	75	35	35	5	5	28	5	56	2	0	.243



CLUB POSTSEASON

This red seat in Section 135 was dedicated in 2012 during the Angels' 10-year World Series Anniversary. It represents the location where Scott Spiezio's 3-run HR landed in Game 6 of the 2002 Fall Classic. The HR sparked the Angels in overcoming a 5-run deficit en route to the crucial comeback win.



ANGELS IN THE POSTSEASON



2014 DIVISION SERIES RECAP

The Angels would be paired up with one of baseball's hottest teams down the stretch, the Kansas City Royals, in the 2014 Division Series. The Halos clinched home field advantage throughout the playoffs by way of posting the best record in baseball at 98-64 (and of course an A.L. victory in the All-Star Game).

Game 1 at Angel Stadium called for a pitching matchup of Angels' Jered Weaver and former teammate Jason Vargas. Both hurlers posted quality starts but neither would fare in a decision as the game would go 11 frames. With the score tied at 2-2 in the 11th, Mike Moustakas' solo home run off Fernando Salas sealed the 3-2 win for Kansas City. Both teams collected just four hits in the game; two of the Angels' hits were solo shots from David Freese and Chris Iannetta.

Game 2 at Angel Stadium had a similar feel to the first contest as it went 11 innings as well. Matt Shoemaker, out since Sept. 15 with an oblique strain, took the ball for his first career postseason start (ND, 6 IP, 5 H, 1 R, 0 ER, 6 SO). With the Royals leading 1-0 in the 6th, Albert Pujols knotted the score with an RBI single, his 16th career game-tying or go-ahead hit in the playoffs. The score remained the same until a two-run home run off the bat of Eric Hosmer in the 11th (off Kevin Jepsen) put the Royals up 3-1. They would tack on another run in the 11th frame for the final score of 4-1. The Angels trailed 0-2 with the best of five series shifting to Kansas City.

Game 3 at Kauffman Stadium pitted C.J. Wilson vs. James Shields. The Halos struck first with a solo home run off the bat of Mike Trout in the first inning. The lead was short-lived as the Royals responded with three runs in the bottom half of the inning to chase Wilson from the game after recording just two outs. KC plated two more runs in the third inning to go up 5-1 before an Albert Pujols solo shot brought the score to 5-2 in the fourth. Yet again, the Royals answered in the bottom of the frame with two more runs and there was no looking back for Kansas City. The Angels were defeated 8-3 and swept out of the playoffs. It marked the third time the Halos were swept in a playoff series. The Club was limited to just six runs on 18 hits in the three games of the series after leading the Majors in runs (773) during the regular season. Halo pitchers limited the Royals to a .198 clip (21/106) in the three games.

2014 ALDS RECAP

KANSAS CITY ROYALS VS. LOS ANGELES ANGELS

Oct. 2-5, 2014

GAME 1 - Thursday, October 2, 2014 at Anaheim (N)

KANSAS CITY	0	0	1	0	1	0	0	0	0	0	1	—	3	4	0
LOS ANGELES	0	0	1	0	1	0	0	0	0	0	0	—	2	4	0

LOB: KC 3, LAA 8. HR: Moustakas (off Salas), Iannetta (off Vargas), Freese (off Vargas). SAC: Aybar (2). SF: Infante. SB: Gore. HBP: Beckham (by Collins). GIDP: Butler. WP: Davis.

WP - Duffy, LP - Salas, S - Holland. T: 4:05. A: 45,321.

GAME 2 - Friday, October 3, 2014 at Anaheim (N)

KANSAS CITY	0	1	0	0	0	0	0	0	0	0	3	—	4	8	1
LOS ANGELES	0	0	0	0	0	1	0	0	0	0	0	—	1	6	2

LOB: KC 7, LAA 4. HR: Hosmer (off Jepsen). SAC: Escobar. SB: Gordon (2). CS: Trout. GIDP: Freese, Hamilton. E: Infante, Calhoun, Iannetta.

WP - Finnegan, LP - Jepsen, S - Holland. T: 3:48. A: 45,361.

GAME 3 - Sunday, October 5, 2014 at Kansas City (N)

LOS ANGELES	1	0	0	1	0	0	0	1	0	—	3	8	0		
KANSAS CITY	3	0	2	2	0	1	0	0	x	—	8	9	0		

LOB: KC 6, LAA 8. HR: Trout (off Shields), Pujols (off Shields), Hosmer (off Santiago), Moustakas (off Morin). SF: Cain. SB: Aybar, Butler. HBP: Freese (by Shields). WP: Morin, Shields.

WP - Shields, LP - Wilson. T: 3:38. A: 40,657.



CLUB POSTSEASON



ANGELS IN THE POSTSEASON (2014)



ANGELS 2014 DIVISION SERIES

PLAYER	AVG	G	AB	R	H	TB	2B	3B	HR	RBI	SH	SF	HP	BB	IBB	SO	SB	CS	GIDPE	SLG	OBP	PINCH HIT				
																						AB	H	HR	RBI	
Aybar, E	.455	3	11	0	5	6	1	0	0	0	2	0	0	0	0	1	1	0	0	0	.545	.455	0	0	0	0
Beckham, G	.000	2	1	0	0	0	0	0	0	0	0	0	1	0	0	1	0	0	0	0	.000	.500	0	0	0	0
Calhoun, K	.333	3	15	1	5	5	0	0	0	0	0	0	0	0	0	1	0	0	0	0	.667	.333	0	0	0	0
Conger, H	.000	1	1	0	0	0	0	0	0	0	0	0	0	0	0	1	0	0	0	0	.000	.000	1	0	0	0
Cowgill, C	---	1	0	0	0	0	0	0	0	0	0	0	0	0	0	0	0	0	0	0	---	---	0	0	0	0
Cron, C.J.	.111	3	9	0	1	2	1	0	0	0	0	0	0	2	0	4	0	0	0	0	.222	.273	0	0	0	0
Freese, D	.125	3	8	1	1	4	0	0	1	1	0	0	1	2	0	4	0	0	1	0	.500	.364	0	0	0	0
Hamilton, J	.000	3	13	0	0	0	0	0	0	1	0	0	0	0	0	2	0	0	1	0	.000	.000	0	0	0	0
Iannetta, C	.100	3	10	1	1	4	0	0	1	1	0	0	0	1	0	2	0	0	0	1	.400	.182	0	0	0	0
Kendrick, H	.154	3	13	1	2	3	1	0	0	0	0	0	0	0	0	5	0	0	0	0	.231	.185	0	0	0	0
Navarro, E	.000	1	1	0	0	0	0	0	0	0	0	0	0	0	0	1	0	0	0	0	.000	.000	1	0	0	0
Pujols, A	.167	3	12	1	2	5	0	0	1	2	0	0	0	1	0	1	0	0	0	0	.417	.231	0	0	0	0
Trout, M	.083	3	12	1	1	4	0	0	1	1	0	0	0	3	0	2	0	1	0	0	.333	.267	0	0	0	0
LAA	.170	3	106	6	18	33	3	0	4	6	2	0	2	9	0	25	1	1	2	1	.311	.248	2	0	0	0
OPPONENTS	.198	3	106	15	21	35	4	0	4	15	1	2	0	12	2	26	5	0	1	1	.349	.275	1	0	0	0
DH	.100	3	10	1	1	2	1	0	0	0	0	0	0	2	0	5	0	0	0	0	.200	.250	0	0	0	0

PITCHER	R/L	W	L	ERA	G	GS	CG	GF	SHO	SV	IP	H	R	ER	HR	HB	BB	IBB	SO	WP	BK	OPP	
																						AVG	
Grilli, J	R	0	0	0.00	2	0	0	0	0	0	2	0	0	0	0	0	0	0	0	2	0	0	.000
Jepsen, K	R	0	1	13.50	3	0	0	0	0	0	2	4	4	3	1	0	4	1	2	0	0	0	.400
Morin, M	R	0	0	18.00	1	0	0	0	0	0	1	3	2	2	1	0	0	0	1	1	1	0	.600
Pestano, V	R	0	0	0.00	2	0	0	1	0	0	1	1	0	0	0	0	0	0	1	0	0	.250	
Rasmus, C	R	0	0	0.00	1	0	0	1	0	0	2.2	0	0	0	0	0	1	0	2	0	0	.000	
Salas, F	R	0	1	6.75	2	0	0	1	0	0	1.1	1	1	1	1	0	0	0	1	0	0	.200	
Shoemaker, M	R	0	0	1.50	1	1	0	0	0	0	6	5	1	1	0	0	0	0	6	0	0	.227	
Smith, J	R	0	0	.000	2	0	0	0	0	0	2	0	0	0	0	0	0	0	2	0	0	.000	
Street, H	R	0	0	0.00	2	0	0	0	0	0	3	0	0	0	0	0	2	1	3	0	0	.000	
Weaver, J	R	0	0	2.57	1	1	0	0	0	0	7	3	2	2	0	0	2	0	6	0	0	.143	
Wilson, C.J.	L	0	1	40.50	1	1	0	0	0	0	0.2	3	3	3	0	0	1	0	1	0	0	.600	
LAA	0	3	4.20	3	3	0	0	0	0	0	30	21	15	14	4	0	12	2	26	1	0	.198	
OPPONENTS	3	0	1.74	3	3	0	0	0	0	2	31	18	6	6	4	2	9	0	25	2	0	.170	



CLUB POSTSEASON



ANGELS ALL-TIME POSTSEASON GAME-BY-GAME



Pitchers in CAPS represent complete game

Bold = home game

GM	DATE	OPP	W-L	SCORE	WINNER	LOSER	RECORD	ATTN	CUMULATIVE
(1979 ALCS vs. BALTIMORE)									
1	10/3/79	BAL	L	3-6 (10)	Stanhouse	Montague	0-1	52,787	52,787
2	10/4/79	BAL	L	8-9	Flannigan	Frost	0-2	52,108	104,895
3	10/5/79	BAL	W	4-3	Aase	Stanhouse	1-2	43,199	148,094
4	10/6/79	BAL	L	0-8	MCGREGOR	Knapp	1-3	43,199	191,293
(1982 ALCS vs. MILWAUKEE)									
5	10/5/82	MIL	W	8-3	JOHN CALDWELL	Caldwell	1-0	64,406	255,699
6	10/6/82	MIL	W	4-2	KISON VUCKOVICH	Vuckovich	2-0	64,179	319,878
7	10/8/82	MIL	L	3-5	Sutton	Zahn	2-1	50,134	370,012
8	10/9/82	MIL	L	5-9	Haas	John	2-2	51,003	421,015
9	10/10/82	MIL	L	3-4	McClure	Sanchez	2-3	54,968	475,983
(1986 ALCS vs. BOSTON)									
10	10/7/86	BOS	W	8-1	WITT	Clemens	1-0	32,993	508,976
11	10/8/86	BOS	L	2-9	HURST	McCaskill	1-1	32,786	541,762
12	10/10/86	BOS	W	5-3	Candelaria	Boyd	2-1	64,206	605,968
13	10/11/86	BOS	W	4-3 (11)	Corbett	Schiraldi	3-1	64,223	670,191
14	10/12/86	BOS	L	6-7 (11)	Crawford	Moore	3-1	64,223	734,414
15	10/14/86	BOS	L	4-10	Boyd	McCaskill	3-2	32,998	767,412
16	10/15/86	BOS	L	1-8	Clemens	Candelaria	3-4	33,001	800,413
(2002 ALDS vs. NEW YORK)									
17	10/1/02	NYN	L	5-8	Karsay	Weber	0-1	56,710	857,123
18	10/2/02	NYN	W	8-6	Rodriguez	Hernandez	1-1	56,695	913,818
19	10/4/02	NYN	W	9-6	Rodriguez	Stanton	2-1	45,072	958,890
20	10/5/02	NYN	W	9-5	Washburn	Wells	3-1	45,067	1,003,957
(2002 ALCS vs. MINNESOTA)									
21	10/8/02	MIN	L	1-2	Mays	Appier	0-1	55,562	1,059,519
22	10/9/02	MIN	W	6-3	Ortiz	Reed	1-1	55,990	1,115,509
23	10/11/02	MIN	W	2-1	Rodriguez	Romero	2-1	44,234	1,159,743
24	10/12/02	MIN	W	7-1	Lackey	Radke	3-1	44,830	1,204,573
25	10/13/02	MIN	W	13-5	Rodriguez	Santana	4-1	44,835	1,249,408
(2002 WORLD SERIES vs. SAN FRANCISCO)									
26	10/19/02	SF	L	3-4	Washburn	Schmidt	0-1	44,603	1,294,011
27	10/20/02	SF	W	11-10	Rodriguez	Rodriguez	1-1	44,584	1,338,595
28	10/22/02	SF	W	10-4	Ortiz	Hernandez	2-1	42,707	1,381,302
29	10/23/02	SF	L	3-4	Worrell	Rodriguez	2-2	42,703	1,424,005
30	10/24/02	SF	L	4-16	Zerbe	Washburn	2-3	42,713	1,466,718
31	10/26/02	SF	W	6-5	Donnelly	Worrell	3-3	44,506	1,511,224
32	10/27/02	SF	W	4-1	Lackey	Hernandez	4-3	44,598	1,555,822
(2004 ALDS vs. BOSTON)									
33	10/5/04	BOS	L	3-9	Schilling	Washburn	0-1	44,608	1,600,430
34	10/6/04	BOS	L	3-8 (10)	Martinez	Rodriguez	0-2	45,118	1,645,548
35	10/8/04	BOS	L	6-8 (10)	Lowe	Rodriguez	0-3	35,547	1,681,095
(2005 ALDS vs. NEW YORK)									
36	10/4/05	NYN	L	2-4	Mussina	Colon	0-1	45,142	1,726,237
37	10/5/05	NYN	W	5-3	Escobar	Wang	1-1	45,150	1,771,387
38	10/7/05	NYN	W	11-7	Shields	Small	2-1	56,277	1,827,664
39	10/9/05	NYN	L	2-3	Leiter	Shields	2-2	56,226	1,883,890
40	10/10/05	NYN	W	5-3	Santana	Mussina	3-2	45,133	1,929,023
(2005 ALCS vs. CHICAGO)									
41	10/11/05	CWS	W	3-2	Byrd	Contreras	1-0	40,659	1,969,682
42	10/12/05	CWS	L	2-1	BUEHRLE	Escobar	1-1	41,013	2,010,695
43	10/14/05	CWS	L	2-5	GARLAND	Lackey	1-2	44,725	2,055,420
44	10/15/05	CWS	L	2-8	GARCIA	Santana	1-3	44,857	2,100,277
45	10/16/05	CWS	L	3-6	CONTRERAS	Escobar	1-4	44,712	2,144,989
(2007 ALDS vs. BOSTON)									
46	10/3/07	BOS	L	0-4	BECKETT	Lackey	0-1	37,597	2,182,586
47	10/5/07	BOS	L	3-6	Papelbon	Speier	0-2	37,706	2,220,292
48	10/7/07	BOS	L	1-9	Schilling	Weaver	0-3	45,262	2,265,554
(2008 ALDS vs. BOSTON)									
49	10/1/08	BOS	L	1-4	Lester	Lackey	0-1	44,996	2,310,550
50	10/3/08	BOS	L	5-7	Papelbon	Rodriguez	0-2	45,354	2,355,904
51	10/5/08	BOS	W	5-4 (12)	Weaver	Lopez	1-2	39,067	2,394,971
52	10/6/08	BOS	L	2-3	Delcarmen	Shields	1-3	38,785	2,433,756
(2009 ALDS vs. BOSTON)									
53	10/8/09	BOS	W	5-0	Lackey	Lester	1-0	45,070	2,478,826
54	10/9/09	BOS	W	4-1	Weaver	Beckett	2-0	45,223	2,524,049
55	10/11/09	BOS	W	7-6	Oliver	Papelbon	3-0	38,704	2,562,753
(2009 ALCS vs. NEW YORK)									
56	10/16/09	NYN	L	1-4	Sabathia	Lackey	0-1	49,588	2,612,341
57	10/17/09	NYN	L	3-4 (13)	Robertson	Santana	0-2	49,922	2,662,263
58	10/19/09	NYN	W	5-4 (11)	Santana	Aceves	1-2	44,911	2,568,960
59	10/20/09	NYN	L	1-10	Sabathia	Kazmir	1-3	45,160	2,614,120
60	10/22/09	NYN	W	7-6	Jepsen	Hughes	2-3	45,114	2,659,234
61	10/25/09	NYN	L	2-5	Pettitte	Saunders	2-4	50,173	2,712,436
(2014 ALDS vs. KANSAS CITY)									
62	10/2/14	KC	L	2-3 (11)	Duffy	Salas	0-1	45,321	2,704,555
63	10/3/14	KC	L	1-4 (11)	Finnegan	Jepsen	0-2	45,361	2,749,916
64	10/5/14	KC	L	3-8	Shields	Wilson	0-3	40,657	2,753,093

(27-37 in 64 all-time postseason games)

CLUB POSTSEASON



ANGELS ALL-TIME POSTSEASON HIGHS & LOWS



TEAM BATTING

Runs, Game, Angels	13	-	Gm. 5, 2002 LCS
Runs, Game, Opponents	16	-	Gm. 5, 2002 WS (SF)
Runs, Inning, Angels	10	-	Gm. 5, 2002 LCS
Runs, Inning, Opponents	7	-	Twice; last, Gm. 3, 2007 DS (BOS)
Hits, Game, Angels	19	-	Gm. 3, 2005 DS
Hits, Game, Opponents	16	-	Gm. 5, 2002 WS (SF)
Extra-Base Hits, Game, Angels	7	-	Gm. 3, 2005 DS
Extra-Base Hits, Game, Opponents	7	-	Gm. 5, 2002 WS (SF)
Home Runs, Game, Angels	4	-	Twice; last, Gm. 3, 2009 LCS (NYY)
Home Runs, Game, Opponents	4	-	3 times; last, Gm. 3, 2009 LCS (NYY)
Singles, Game, Angels	15	-	Gm. 5, 2002 LCS
Singles, Game, Opponents	14	-	Gm. 6, 1986 LCS (BOS)
Doubles, Game, Angels	5	-	Gm. 3, 2002 DS
Doubles, Game, Opponents	4	-	5 times; last, Gm. 4, 2009 LCS (NYY)
Triples, Game, Angels	2	-	Gm. 3, 2005 DS
Triples, Game, Opponents	1	-	Several times
Left on Base, Angels	16	-	Gm. 2, 2009 LCS & Gm. 3, 2008 DS
Left on Base, Opponents	12	-	Gm. 2, 2009 LCS (NYY)
Stolen Bases, Game, Angels	5	-	Gm. 2, 2007 DS
Stolen Bases, Game, Opponents	3	-	Gm. 2, 2014 DS (KC) & Gm. 4, 2005 LCS (CWS)

TEAM FIELDING

Double Plays, Game, Angels	4	-	Gm. 1, 2002 DS
Double Plays, Game, Opponents	3	-	Twice; last, Gm. 4, 2002 WS (SF)
Errors, Game, Angels	3	-	4 times; last, Gm. 1, 2009 LCS
Errors, Game, Opponents	4	-	Gm. 5, 1982 LCS (MIL)

TEAM PITCHING

Strikeouts, Game, Angels	13	-	Twice; last, Gm. 3, 2009 LCS
Strikeouts, Game, Opponents	12	-	Gm. 3, 2008 DS (BOS)
Base on Balls, Game, Angels	9	-	3 times; last, Gm. 6, 2009 LCS
Base on Balls, Game, Opponents	8	-	Gm. 3, 2002 WS (SF)

INDIVIDUAL HITTING

At-Bats, Game	7	-	Guerrero, Gm. 2, 2009 LCS & Figgins, Gm. 3, 2008 DS
Runs, Game	3	-	Several players
Hits, Game	4	-	3 times; last, Anderson, Gm. 3, 2005 DS
Doubles, Game	2	-	Several players
Triples, Game	1	-	Several players
Home Runs, Game	3	-	Kennedy, Gm. 5, 2002 LCS
Grand Slams	1	-	Guerrero, Gm. 3, 2004 DS & Baylor, Gm. 4, 1982 LCS
RBI, Game	5	-	3 times; last, Anderson, Gm. 3, 2005 DS
Base on Balls, Game	4	-	Abreu, Gm. 1, 2009 DS
Sac Bunts, Game	2	-	R. Jones, Gm. 4, 1986 LCS
Strikeouts, Game	4	-	Aybar, Gm. 1, 2014 DS
		-	Kendrick, Gm. 2, 2008 DS

INDIVIDUAL PITCHING

Innings Pitched	9	-	3 times (3 CG); last, Gm. 1, 1986 LCS
Strikeouts, Game	8	-	Ryan, Gm. 1, 1979 LCS & Kison, Gm. 2, 1982 LCS
Base on Balls, Game	5	-	6 times; last, Escobar, Gm. 6, 2007 LCS
Earned Runs Allowed, Game	6	-	Twice; last, Washburn, Gm. 5, 2002 WS
Hits Allowed, Game	10	-	Twice; last, Ortiz, Gm. 2, 2002 LCS
Home Runs Allowed, Game	3	-	4 times; last, Weaver, Gm. 3, 2009 LCS

TEAM MISCELLANEOUS

Longest Game, Innings	13	-	Gm. 2, 2009 LCS (NYY)
Largest Margin, Victory	8	-	Gm. 5, 2002 LCS (MIN)
Largest Margin, Loss	12	-	Gm. 5, 2002 WS (SF)
Largest Crowd, Home	64,406	-	Gm. 1, 1982 LCS
Largest Crowd, Home (since '98 renovation)	45,361	-	Gm. 2, 2014 DS
Smallest Crowd, Home	43,199	-	Gm. 3 & 4, 1979 LCS
Largest Crowd, Road	56,710	-	Gm. 1, 2002 DS (NYY)
Smallest Crowd, Road	32,786	-	Gm. 2, 1986 LCS (BOS)

CLUB POSTSEASON



ANGELS CAREER POSTSEASON LEADERS



BATTING (MINIMUM OF 25 AT-BATS)

BATTING AVERAGE

.368 (14/38)	Bob Boone	1982, 1986
.347 (25/72)	Troy Glaus	2002, 2004
.346 (9/26)	Gary Pettis	1986
.339 (40/118)	Darin Erstad	2002, 2004, 2005
.327 (18/55)	Scott Spiezio	2002
.314 (16/51)	Torii Hunter	2008-09
.308 (24/78)	Adam Kennedy	2002, 2005
.300 (24/80)	David Eckstein	2002, 2004

AT-BATS

147	Garret Anderson	2002, 2004-05, 2007-08
122	Chone Figgins	2002, 2004-05, 2007-09
118	Darin Erstad	2002, 2004, 2005
112	Vladimir Guerrero	2004-05, 2007-09
91	Bengie Molina	2002, 2004, 2005
80	David Eckstein	2002, 2004
72	Troy Glaus	2002, 2004

HITS

40	Darin Erstad	2002, 2004, 2005
36	Garret Anderson	2002, 2004-05, 2007-08
32	Vladimir Guerrero	2004-05, 2007-09
25	Troy Glaus	2002, 2004
24	Bengie Molina	2002, 2004, 2005
24	Adam Kennedy	2002, 2005
24	David Eckstein	2002, 2004
21	Chone Figgins	2002, 2004-05, 2007-09
18	Scott Spiezio	2002

PITCHING (MINIMUM OF 10 IP)

WINS

5	Francisco Rodriguez	2002, 2004-05, 2007-08
3	John Lackey	2002, 2004-05, 2007-08
2	Jered Weaver	2007-09, 2014
2	Ervin Santana	2005, 2007-09
2	Ramon Ortiz	2002, 2004
1	13 players tied	

LOSSES

4	Francisco Rodriguez	2002, 2004-05, 2007-08
4	John Lackey	2002, 2004-05, 2007-09
3	Jarrod Washburn	2002, 2004
2	Ervin Santana	2005, 2007-09
2	Scot Shields	2002, 2004-05, 2007-08
2	Kelvim Escobar	2004, 2005, 2007
2	Kirk McCaskill	1986

INNINGS PITCHED

78.0	John Lackey	2002, 2004-05, 2007-09
36.2	Jarrod Washburn	2002, 2004, 2005
31.2	Francisco Rodriguez	2002, 2004-05, 2007-08
27.2	Jered Weaver	2007-09, 2014
25.1	Scot Shields	2002, 2004-05, 2007-08
23.0	Ervin Santana	2005, 2007-09
21.2	Kevin Appier	2002
20.2	Jered Weaver	2007-09
20.2	Mike Witt	1982, 1986

HOME RUNS

9	Troy Glaus	2002, 2004
5	Garret Anderson	2002, 2004-05, 2007-08
4	Adam Kennedy	2002, 2005
4	Tim Salmon	2002
3	Bengie Molina	2002, 2004, 2005
3	Darin Erstad	2002, 2004, 2005
3	Scott Spiezio	2002

RUNS

18	Darin Erstad	2002, 2004, 2005
18	Troy Glaus	2002, 2004
17	Garret Anderson	2002, 2004-05, 2007-08
13	Adam Kennedy	2002, 2005
13	Vladimir Guerrero	2004-05, 2007-09
13	Chone Figgins	2002, 2004-05, 2007-09

DOUBLES

9	Darin Erstad	2002, 2004, 2005
6	Garret Anderson	2002, 2004-05, 2007-08
5	Jeff Mathis	2007-09
5	Chone Figgins	2002, 2004-05, 2007-09
5	Troy Glaus	2002, 2004
5	Doug DeCinces	1982, 1986

RUNS BATTED IN

22	Garret Anderson	2002, 2004-05, 2007-08
19	Scott Spiezio	2002
16	Troy Glaus	2002, 2004
14	Vladimir Guerrero	2004-05, 2007-09
13	Adam Kennedy	2002, 2005

GAMES

21	Francisco Rodriguez	2002, 2004-05, 2007-08
17	Scot Shields	2002, 2004-05, 2007-08
17	Brendan Donnelly	2002, 2004, 2005
14	John Lackey	2002, 2004-05, 2007-08
9	Troy Percival	2002, 2004
9	Ben Weber	2002

ERA

0.84 (10.2 IP/1 ER)	John Candelaria	1986
1.93 (14 IP/3 ER)	Bruce Kison	1982
2.60 (27.2 IP/8 ER)	Jered Weaver	2007-09, 2014
3.05 (20.2 IP/7 ER)	Mike Witt	1982, 1986
3.12 (78 IP/27 ER)	John Lackey	2002, 2004-05, 2007-09
3.13 (31.2 IP/11 ER)	F. Rodriguez	2002, 2004-05, 2007-08
3.20 (25.1 IP/9 ER)	Scot Shields	2002, 2004-05, 2007-08

STRIKEOUTS

53	John Lackey	2002, 2004-05, 2007-09
41	Francisco Rodriguez	2002, 2004-05, 2007-08
28	Jered Weaver	2007-09, 2014
25	Scot Shields	2002, 2004-05, 2007-08
24	Kelvim Escobar	2004, 2005, 2007
23	Brendan Donnelly	2002, 2004, 2005

SAVES

7	Troy Percival	2002, 2004
3	Brian Fuentes	2009
3	Francisco Rodriguez	2002, 2004-05, 2007-08
1	Donnie Moore	1986

CLUB POSTSEASON

CLUB HISTORY



Hall of Fame broadcaster Dick Enberg and Hall of Famer Reggie Jackson at Angel Stadium in 1985



START OF A FRANCHISE



In the winter of 1960, Gene Autry attended the American League expansion meeting in St. Louis seeking radio rights for his Golden West Broadcasting firm. On Dec. 6, 1960 he returned as Owner and Chairman of the Board of the expansion Los Angeles Angels.

Following is a chronological look at the beginning of the Los Angeles Angels:

1960

- Dec. 6** — At St. Louis, MO, the expansion Los Angeles Angels is awarded to Gene Autry, Robert O. Reynolds, Paul A. O'Bryan and associates.
- Dec. 8** — Fred Haney is named General Manager.
- Dec. 12** — Bill Rigney is named Field Manager.
- Dec. 14** — Haney and Rigney selected 28 players from the American League player pool at a meeting in Boston... Total cost: \$2,150,000 including two minor league draft picks...First player drafted is pitcher Eli Grba.
- Dec. 16** — Palm Springs, CA announced as Spring Training site.

1961

- Jan. 14** — Leonard K. Firestone becomes part owner and Vice President of the Angels.
- Jan. 24** — Angels announce signing of first two players - outfielders Bob Cerv and Albie Pearson.
- Feb. 6** — Angels hold first public tryout camp at Sawtelle Hospital...Over 300 prospects attend tryout...Six players are signed.
- Feb. 24** — Angels open spring training camp in Palm Springs.
- Mar. 11** — Angels defeat Chicago Cubs in first exhibition game, 8-3, before an overflow crowd at the Polo Grounds in Palm Springs...Club also wins second game on Mar. 12, 12-5.
- Apr. 11** — Behind the strong pitching of Eli Grba and power of Ted Kluszewski, the Angels rolled to a 7-2 victory in their first American League regular season game. Grba went the distance, allowing one earned run on six hits. Kluszewski hit a pair of home runs and collected five RBI. The Angels scored all seven runs in the first two frames, three in the first inning on back-to-back home runs by Kluszewski and Bob Cerv.

The Angels finished the 1961 season with a 70-91 record. The club's .435 winning percentage established and still stands as the best of any expansion team in Major League history.

The Angels played at Wrigley Field in Los Angeles in 1961, then moved to Chavez Ravine (now Dodger Stadium) in 1962 and remained there through the 1965 season. In 1966, the franchise moved south to Anaheim and played 32 seasons at Anaheim Stadium. The club opened the 1997 season as the Anaheim Angels and began play at Edison Field in 1998. Prior to the 2004 season the stadium name was changed to Angel Stadium of Anaheim. On Jan. 3, 2005 the official name of the franchise was changed to the Los Angeles Angels of Anaheim.

ANGELS ORIGINAL PLAYER DRAFT

The Angels drafted a total of 28 players from the existing American League clubs on Dec. 14, 1960. Owners of the new Los Angeles and Washington clubs as well as their recently appointed front offices and field bosses — General Manager Fred Haney and Manager Bill Rigney of the Angels and General Manager Ed Doherty and Manager Mickey Vernon of the Senators — attended the session held in the league offices.

A price of \$75,000 was set on the players to be picked and both of the new clubs were required to select 28. The players were picked by categories, starting with pitchers, then catchers, infielders and outfielders. A toss of the coin determined which club had first choice in each group, and then they alternated. Haney won the toss for three positions — all but for outfielders. Besides the 28 regular selections by both clubs, Los Angeles bought two players from the special minor league pool at \$25,000 apiece and Washington grabbed three. Thus, the Angels paid \$2,150,000 for their 30 players and the Senators shelled out \$2,175,000 for their 31 players in the unprecedented distribution.

Following is the order in which the Angels players were selected:

NOTE: Following the selections, Wilson notified the Angels and Cleveland that he intended to retire from the game. As a result, his selection was canceled several weeks later and the Indians sent pitcher Ted Bowsfield to the Angels as a replacement.

CLUB HISTORY

- | | |
|------------------------------|---|
| 1. Eli Grba, p, NY | 17. Jim Fregosi, inf, BOS |
| 2. Jerry Casale, p, BOS | 18. Bob Cerv, of, NY |
| 3. Duke Maas, p, NY | 19. Ken Hunt, of, NY |
| 4. Tex Clevenger, p, MIN | 20. Jim McAnany, of, CHI |
| 5. Bob Sprout, p, DET | 21. Earl Averill, c, CHI |
| 6. Audrey Gatewood, p, DET | 22. Faye Throneberry, of, MIN |
| 7. Ken McBride, p, CHI | 23. Ted Kluszewski, inf, CHI |
| 8. Ned Garver, p, KC | 24. Don Ross, inf, BAL |
| 9. Ron Moeller, p, BAL | 25. Julio Becquer, inf, MIN |
| 10. Bob Davis, p, KC | 26. Dean Chance, p, BAL |
| 11. Ed Sadowski, c, BOS | 27. Fred Newman, p, BOS |
| 12. Bob Rodgers, c, DET | 28. Bob Wilson, c, CLE |
| 13. Ed Yost, inf, DET | 29. Steve Bilko, 1b, DET from Denver |
| 14. Ken Aspromonte, inf, CLE | 30. Albie Pearson, of, BAL from Rochester |
| 15. Ken Hamlin, inf, KC | |
| 16. Gene Leek, inf, CLE | |





LA ANGELS INAUGURAL GAME



APR. 11, 1961

	1	2	3	4	5	6	7	8	9	R	H	E	LOB
LOS ANGELES	3	4	0	0	0	0	0	0	0	7	6	3	3
BALTIMORE	0	1	1	0	0	0	0	0	0	2	6	0	8

E: Los Angeles - Brickell 2, Aspromonte **DP:** Los Angeles - 1 Baltimore - 1
2B: B. Robinson **HR:** Kluszewski 2, Cerv
S: Rice, Grba **GDP:** B. Robinson, Brickell

LOS ANGELES	WLS	IP	H	R	ER	HR	BB	SO	HB	WP	BK
Grba	W	9	6	2	1	0	4	5	0	1	0
BALTIMORE	WLS	IP	H	R	ER	HR	BB	SO	HB	WP	BK
Pappas	L	1.2	3	6	6	2	4	1	0	0	0
Papa	—	.1	1	1	1	1	0	1	0	0	0
Stock	—	2	1	0	0	0	0	1	1	0	0
Hoefl	—	3	1	0	0	0	0	3	0	0	0
Wilhelm	—	2	0	0	0	0	0	0	0	0	0

HB: Hunt (by Stock)
TIME: 2:33

PB: Triandos
ATTENDANCE: 37,352

UMPIRES: Stevens, Rice, Napp, Schwartz

LOS ANGELES	AB	R	H	BI	BALTIMORE	AB	R	H	BI
Yost, 3b	4	0	0	0	Brandt, cf	5	1	2	0
Aspromonte, 2b	4	1	1	0	Snyder, rf	3	0	1	0
Pearson, rf	3	2	1	1	B. Robinson, 3b	4	0	1	0
Kluszewski, 1b	4	2	2	5	Gentile, 1b	4	1	1	0
Becquer, 1b	0	0	0	0	Triandos, c	4	0	0	0
Cerv, lf	4	1	1	1	Hansen, ss	4	0	0	0
Johnson, lf	0	0	0	0	Stephens, lf	2	0	1	0
Hunt, cf	2	0	0	0	Breeding, 2b	4	0	0	0
Brickell, ss	4	0	1	0	Pappas, p	0	0	0	0
Rice, c	2	0	0	0	Papa, p	0	0	0	0
Grba, p	3	1	0	0	Philly, ph	1	0	0	0
TOTALS	30	7	6	7	Stock, p	0	0	0	0
					E. Robinson, ph	1	0	0	0
					Hoefl, p	0	0	0	0
					Essegian, ph	1	0	0	0
					Wilhelm, p	0	0	0	0
					Zupo, ph	0	0	0	0
					TOTALS	33	2	6	0

1961 LOS ANGELES ANGELS' FIRSTS

TEAM

GAME - Apr. 11 at Baltimore (7-2 win)
PLATE UMPIRE - Johnny Stevens, Apr. 11 at Baltimore
GAME TIME - 2:33, Apr. 11 at Baltimore
WIN - Apr. 11 at Baltimore (7-2)
HOME GAME - Apr. 27 vs. Minnesota (4-2 loss)
HOME WIN - Apr. 28 vs. Minnesota (6-5; 12 inn.)
LOSS - Apr. 15 at Boston (3-0)
SERIES WIN - Apr. 27-29 vs. Minnesota (2-1)
ROAD SERIES WIN - June 5-7 at Baltimore (3-1)
SERIES SWEEP - July 3-4 vs. Kansas City (3-0)
ROAD SERIES SWEEP - July 5-6 at Minnesota (2-0)
HOMESTAND WIN - Apr. 27 - May 10 (8-6)
EXTRA INNING GAME - Apr. 23 at Detroit (3-2 loss; 11 inn.)
EXTRA INNING WIN - Apr. 28 vs. Minnesota (6-5; 12 inn.)
COMPLETE GAME - Eli Grba, Apr. 11 at Baltimore (7-2 win)
COMPLETE GAME (against) - Ike Delock, Apr. 15 at Boston (3-0 win)
SHUTOUT - May 23 vs. Cleveland (9-0; Ken McBride, 3-hitter)
SHUTOUT (against) - Apr. 15 at Boston (3-0; Ike Delock, 4-hitter)
LAST AT-BAT WIN - Apr. 28 vs. Minnesota (6-5; 2-runs in 12th)
DOUBLEHEADER - Apr. 20 at New York (lost 7-5 & 4-2)
HOME DOUBLEHEADER - Apr. 30 vs. Kansas City (split; 6-4 & 2-3)
DOUBLEHEADER SWEEP - May 19 vs. Chicago (won 4-3 & 5-3)
EJECTION - Ed Yost, Apr. 15 at Boston (8th inn. by plate umpire Jim Honochick)

BATTERS

BATTER - Ed Yost, Apr. 11 at Baltimore (pop-out to shortstop)
FIRST PITCH - Strike by Milt Pappas to Ed Yost, Apr. 11 at Baltimore
BASERUNNER - Albie Pearson, Apr. 11 at Baltimore (1st inn.; walk)
HIT - Ted Kluszewski, Apr. 11 at Baltimore (1st inn., 2-run HR)
RUN - Albie Pearson, Apr. 11 at Baltimore (1st inn., scored on 2-run HR)
RBI - Ted Kluszewski, Apr. 11 at Baltimore (1st inn., 2-run HR)
EXTRA BASE HIT - Ted Kluszewski, Apr. 11 at Baltimore (1st inn., 2-run HR)
SINGLE - Albie Pearson, Apr. 11 at Baltimore (2nd inn. to center)
BUNT SINGLE - Albie Pearson, Apr. 15 at Boston (6th inn.)
DOUBLE - Ken Hunt, Apr. 17 at Boston (3rd inn.)
TRIPLE - Ken Hunt, Apr. 20 at New York (8th inn., 2nd game)
HOME RUN - Ted Kluszewski, Apr. 11 at Baltimore (1st inn., 2-run, Milt Pappas)
SOLO HOME RUN - Bob Cerv, Apr. 11 at Baltimore (1st inn., Milt Pappas)
TWO-RUN HOME RUN - Ted Kluszewski, Apr. 11 at Baltimore (1st inn., Milt Pappas)
THREE-RUN HOME RUN - Ted Kluszewski, Apr. 11 at Baltimore (2nd inn., John Papa)
GRAND SLAM HOME RUN - Lee Thomas, June 6 at Baltimore (2nd inn., Milt Pappas)
GRAND SLAM HOME RUN AT HOME - George Thomas, Sept. 9 vs. Chicago (5th inn., Frank Baumann)
PINCH-HIT HOME RUN - Albie Pearson, Apr. 17 at Boston (9th inn., Mike Fornieles)

HOME RUN BY A PITCHER - Jerry Casale, May 9 vs. Boston (2nd inn., Ike Delock)
TWO-HOME RUN GAME - Ted Kluszewski, Apr. 11 at Baltimore (Milt Pappas), John Papa
THREE-HOME RUN GAME - Lee Thomas, Sept. 5 at Kansas City (Lew Krausse, Ed Rakow, Bill Fischer)
BACK-TO-BACK HOME RUNS - Ted Kluszewski & Bob Cerv, Apr. 11 at Baltimore (1st inn., Milt Pappas)
PINCH-HITTER - Faye Throneberry, Apr. 15 at Boston (7th inn., groundout to 2B)
PINCH-HIT - Steve Bilko, Apr. 17 at Boston (7th inn., double)
STOLEN BASE - Ken Hunt, Apr. 20 at New York (2nd game)
WALK - Albie Pearson, Apr. 11 at Baltimore (1st inn.)
STRIKEOUT - Ken Aspromonte, Apr. 11 at Baltimore (1st inn.)
SACRIFICE - Del Rice, Apr. 11 at Baltimore (6th inn., 1-3)
SACRIFICE FLY - Earl Averill, Apr. 30 vs. Kansas City (2nd game)
HIT BY PITCH - Ken Hunt, Apr. 11 at Baltimore (3rd inn., Wes Stock)
GROUNDING INTO DOUBLE PLAY - Fritz Brickell, Apr. 11 at Baltimore (3rd inn., 5-4-3)
PUTOUT - Fritz Brickell, Apr. 11 at Baltimore (force out - Aspromonte to Brickell; batter - Russ Snyder; runner - Jackie Brandt)
ASSIST - Ken Aspromonte, Apr. 11 at Baltimore (force out - Aspromonte to Brickell; batter - Russ Snyder; runner - Jackie Brandt)
ERROR - Fritz Brickell, Apr. 11 at Baltimore (2nd inn. ground ball hit by Marv Breeding)

PITCHERS

PITCHER - Eli Grba, Apr. 11 at Baltimore (7-2 win)
FIRST PITCH - Strike by Eli Grba to Jackie Brandt, Apr. 11 at Baltimore
WINNING PITCHER - Eli Grba, Apr. 11 at Baltimore (7-2 score)
LOSING PITCHER - Jerry Casale, Apr. 15 at Boston (3-0 score)
SAVE - Tom Morgan, Apr. 30 vs. Kansas City, 1st game (1 IP)
HIT - Jackie Brandt, Apr. 11 at Baltimore (1st inn., single to left; Eli Grba)
DOUBLE - Brooks Robinson, Apr. 11 at Baltimore (5th inn. to center; Eli Grba)
TRIPLE - Carl Vastrzemski, Apr. 15 at Boston (3rd inn.; Jerry Casale)
HOME RUN - Gary Geiger, Apr. 17 at Boston (7th inn., Tom Morgan)
RUN - Jim Gentile, Apr. 11 at Baltimore (2nd inn., scored on error)
WALK - Gene Stephens, Apr. 11 at Baltimore (2nd inn. Eli Grba)
STRIKEOUT - Jackie Brandt, Apr. 11 at Baltimore (5th inn.; Eli Grba)
HIT BATTER - Jerry Adair, May 2 vs. Baltimore (5th inn., Ted Bowsfield)
WILD PITCH - Eli Grba, Apr. 11 at Baltimore (6th inn.)

CLUB HISTORY



YEAR BY YEAR RECORDS/STANDINGS



Year	Pos.	W	L	Pct.	GA/GB	Manager	Home	Away
1961	8	70	91	.435	-38 1/2	Bill Rigney	46-36	24-55-1
1962	3	86	76	.531	-10	Bill Rigney	40-41	46-35
1963	9	70	91	.435	-34	Bill Rigney	39-42	31-49
1964	5	82	80	.506	-17	Bill Rigney	45-36	37-44
1965	7	75	87	.463	-27	Bill Rigney	46-34	29-53
1966	6	80	82	.494	-18	Bill Rigney	42-39	38-43
1967	5	84	77	.522	-7 1/2	Bill Rigney	53-30	31-47
1968	8	67	95	.414	-36	Bill Rigney	32-49	35-46
1969	3	71	91	.438	-26	Bill Rigney (11-28)	43-38	28-53-1
						Lefty Phillips (60-63)		
1970	3	86	76	.531	-12	Lefty Phillips	43-38	43-38
1971	4	76	86	.469	-25 1/2	Lefty Phillips	35-46	41-40
1972★	5	75	80	.484	-18	Del Rice	44-46	31-44
1973	4	79	83	.488	-15	Bob Winkles	43-38	36-45
1974	6	68	94	.420	-22	Bob Winkles (30-44)	36-45	32-49-1
						+Dick Williams (36-48)		
1975	6	72	89	.447	-25 1/2	Dick Williams	35-46	37-43
1976	T4	76	86	.469	-14	Dick Williams (39-57)	38-43	38-43
						Norm Sherry (37-29)		
1977	5	74	88	.457	-28	Norm Sherry (39-42)	39-42	35-46
						Dave Garcia (35-46)		
1978	T2	87	75	.537	-5	Dave Garcia (25-20)	50-31	37-44
						Jim Fregosi (62-55)		
1979	1	88	74	.543	+3	Jim Fregosi	49-32	39-42
1980	6	65	95	.406	-32	Jim Fregosi	30-51	35-44
1981★★	5	51	59	.464	-13 1/2	Jim Fregosi (22-25)	26-28	25-31
						Gene Mauch (29-34)		
1982	1	93	69	.574	+3	Gene Mauch	52-29	41-40
1983	T5	70	92	.432	-29	John McNamara	35-46	35-46
1984	T2	81	81	.500	-3	John McNamara	37-44	44-37
1985	2	90	72	.549	-1	Gene Mauch	49-30	41-42
1986	1	92	70	.568	+5	Gene Mauch	50-32	42-38
1987	T6	75	87	.463	-10	Gene Mauch	38-43	37-44
1988	4	75	87	.463	-29	++Cookie Rojas (75-79)	35-46	40-41
1989	3	91	71	.562	-8	Doug Rader	52-29	39-42
1990	4	80	82	.494	-23	Doug Rader	42-39	38-43
1991	7	81	81	.500	-14	Doug Rader (61-63)	40-41	41-40
						Buck Rodgers (20-18)		
1992	T5	72	90	.444	-24	+++Buck Rodgers (33-40)	41-40	31-50
1993	T5	71	91	.438	-23	Buck Rodgers	44-37	27-54
1994★★★★	4	47	68	.409	-5 1/2	Buck Rodgers (16-23)	23-40	24-28
						++++Marcel Lachemann (30-44)		
1995★★★★★	2	78	67	.538	-1	Marcel Lachemann	39-33	39-34
1996	4	70	91	.435	-19 1/2	++++Marcel Lachemann (52-59)	43-38	27-53
1997	2	84	78	.519	-6	Terry Collins	46-36	38-42
1998	2	85	77	.525	-3	+++++Terry Collins (79-75)	42-39	43-38
1999	4	70	92	.432	-25	+++++Terry Collins (51-82)	37-44	33-48
2000	3	82	80	.506	-9 1/2	Mike Scioscia	46-35	36-45
2001	3	75	87	.463	-41	Mike Scioscia	39-42	36-45
2002y\$	2	99	63	.611	-4	Mike Scioscia	54-27	45-36
2003	3	77	85	.475	-19	Mike Scioscia	45-37	32-48
2004	1	92	70	.569	+1	Mike Scioscia	45-36	47-34
2005	1	95	67	.586	+7	Mike Scioscia	49-32	46-35
2006	2	89	73	.549	-4	Mike Scioscia	45-36	44-37
2007	1	94	68	.580	+6	Mike Scioscia	54-27	40-41
2008	1	100	62	.617	+21	Mike Scioscia	50-31	50-31
2009	1	97	65	.599	+10	Mike Scioscia	49-32	48-33
2010	3	80	82	.494	-10	Mike Scioscia	43-38	37-44
2011	2	86	76	.531	-10	Mike Scioscia	45-36	41-40
2012	3	89	73	.549	-5	Mike Scioscia	46-35	43-38
2013	3	78	84	.481	-18	Mike Scioscia	39-42	39-42
2014	1	98	64	.605	+10	Mike Scioscia	52-29	46-35
2015	3	85	77	.525	-3	Mike Scioscia	49-32	36-45
2016	4	74	88	.457	-21	Mike Scioscia	40-41	34-47
2017	2	80	82	.494	-21	Mike Scioscia	43-38	37-44
Totals		*4557	4547	.501		16 Managers	2432-2133	2125-2414-3

*Tied three times in club history (6/8/61 @ Boston in 11 inn.; 9/12/69 @ Seattle in 10 inn.; 4/7/74 @ CWS in 10 inn.)

\$ World Series Champions

BOLD Western Division Champions

y Wild Card Entrant

++ Totals do not include 2-2 under interim manager Whitey Herzog.

+++ Totals do not include 0-8 under interim manager Moose Stubing.

++++ Totals do not include 36-49 under interim manager John Wathan or 3-1 under interim/interim manager Marcel Lachemann.

+++++ Totals do not include 1-1 under interim manager Bobby Knop.

+++++ Totals do not include 10-18 under interim manager John McNamara or 8-14 under interim/interim manager Joe Maddon.

+++++ Totals do not include 6-2 under interim manager Joe Maddon.

+++++ Totals do not include 19-10 under interim manager Joe Maddon.

★ Work stoppage, Apr. 1-13, 1972.

★★ Work stoppage, June 12-July 30, 1981.

★★★ Work stoppage, Aug. 12, 1994-remainder of season.

★★★★ Work stoppage, Apr. 2-24, 1995.

CLUB HISTORY



ANGELS ALL-TIME ROSTER



Includes every player who has been in at least one Major League game with the Angels since 1961.

BOLD: Indicates current players in organization **BATTING KEY:** # - Right * - Left + - Switch ^ - Interim manager

MANAGERS (2)

COLLINS, Terry (97-99)
 FREGOSI, Jim (78-81)
 GARCIA, Dave (77-78)
 HERZOG, Whitney (74)
 KNOOP, Bobby (94)
 LACHEMANN, Marcel (92*, '94-96)
 MADDON, Joe (96*, 98*, 99*)
 MAUCH, Gene (81-82, '85-87)
 McNAMARA, John (83-84, '96*)
 PHILLIPS, Lefty (69-71)
 RADER, Doug (89-91)
 RICE, Del (72)
 RIGNEY, Bill (61-69)
 RODGERS, Buck (91-94)
 ROJAS, Cookie (88)
 SCIOSCIA, Mike (00-1)
 SHERRY, Norm (76-77)
 STUBING, Moose (88*)
 WATHAN, John (92-93)
 WILLIAMS, Dick (74-76)
 WINKLES, Bob (73-74)

COACHES (7)

ADAIR, Jerry (75)
 BAYLOR, Don (14-15)
 BLACK, Bud (00-06)
 BOWA, Larry (97-99)
 BRIDGES, Rocky (62-63; 68-71)
 BURLESON, Rick (95-96)
 BUTCHER, Mike (06-15)
 CAREW, Rud (92-99)
 CLEAR, Bob (76-87)
 COLEMAN, Joe (87-90, '96-99)
 COUCHE, Mike (96)
 CRANDALL, Del (77)
 DISARCINA, Gary (14-16)
 DOWN, Rick (87-88)
 EBEL, Dino (06-1)
 ELLIOTT, Bob (61)
 EPPARD, Jim (12-13)
 ETCHEBARRREN, Andy (77)
 GARCIA, Dave (77)
 GOMEZ, Preston (81-84)
 GRIFFIN, Alfredo (00-1)
 GRISSOM, Marv (61-66; 69, '77-78)
 HANSEN, Dave (14-17)
 HATCHER, Mickey (00-12)
 HEFFNER, Don (67-68)
 HENDRICK, George (98-99)
 HERMAN, Billy (67)
 HERNANDEZ, Chuck (92-96)
 HERZOG, Whitney (74-75)
 HINES, Bruce (91)
 HOSCHET, Vern (76)
 JOHNSON, Deron (79-80, '89-92)
 KNOOP, Bobby (79-96)
 KOENIG, Fred (70-71)
 KRESS, Red (61)
 LACHEMANN, Bill (95-96)
 LACHEMANN, Marcel (84-92, '97-98)
 LEMON, Bob (67-68)
 LOWREY, Peanuts (72)
 MACHA, Ken (92-94)
 MADDON, Joe (94-05)
 McDERMOTT, Mickey (68)
 McNAMARA, John (78)
 MERCADO, Orlando (03-10)
 MORGAN, Tom (72-74, '81-83)
 MUFFETT, Billy (74-77)
 NAGY, Charles (16-1)
 OLIVERAS, Max (94)
 PAEPKE, Jack (61-66)
 PARKER, Dave (97)
 PARKER, Salty (64-66, 73-74)
 PICCIOLLO, Rob (11-13)
 POLE, Dick (99)
 RADINSKY, Scott (16-1)
 RAMOS, Bobby (00-02)
 REBERGER, Frank (91)
 REESE, Jimmie (72-94)

REISER, Pete (70-71)
 RESINGER, Grover (75-76)
 RICE, Del (62-66)
 ROARKE, Mike (67-69)
 ROBINSON, Frank (77)
 RODRIGUEZ, Eddie (96)
 ROENICKE, Ron (00-10, '16-17)
 ROSEBORN, John (72-74)
 SHERRY, Larry (79-80)
 SHERRY, Norm (70-71, '76)
 SKINNER, Bob (78)
 SOLIZ, Steve (11-1)
 SORRENTO, Paul (15-1)
 STUBING, Moose (85-90)
 WATHAN, John (92-93)
 WINKLES, Bob (72)

PLAYERS (1020)

-A-
 AASE, Don, rhp (78-82, '84)
 ABBOTT, Jim, lhp (89-92, '95-96)
 ABBOTT, Kyle, lhp (91, '96)
 ABRNER, Shawn, of (91*)
 ABREU, Bobby, of (09-12*)
 ACHTER, A.J., rhp (16)
 ADAMS, Ricky, inf (82-83)
 ADCOCK, Joe, inf (64-66)
 ADENHART, Nick, rhp (08-09)
 AIKENS, Willie, inf (77, '79)
 ALBURQUERQUE, Al, rhp (16*)
 ALDRETE, Mike, of (95-96*)
 ALDRIDGE, Cory, of (10*)
 ALFONZO, Edgardo, inf (06*)
 ALICEA, Luis, inf (97*)
 ALLAMANO, Andy, c (95*)
 ALLEN, Lloyd, rhp (83-84)
 ALLIETTA, Bob, c (75*)
 ALOMAR, Sandy, inf (69-74)+
 ALVAREZ, Jose, lhp (14-1)
 ALVAREZ, Juan, lhp (99)
 ALVAREZ, Orlando, of/dh (76*)
 AMARISTA, Alexi, inf (11-12*)
 AMARO, Ruben, inf (69*)
 AMARO, Ruben Jr., of (91)+
 AMEZAGA, Alfredo, inf (02-04)+
 ANDERSON, Brian, lhp (93-95)
 ANDERSON, Garret, of (94-08)*



Garret Anderson

ANDERSON, Jim, inf (78-79)
 ANDERSON, Kent, inf (89-90)
 APPIER, Kevin, rhp (02-03)
 ARDELL, Dan, inf (61*)
 ARIAS, George, inf (96-97*)
 ARMAS, Tony, of (87-89)
 ARREDONDO, Jose, rhp (08-09)
 ASPROMONTE, Ken, 2b (61*)
 AVERILL, Earl, of (61-62)
 AYBAR, Erick, inf (05-15)
 AZCUE, Joe, c (69-70, '72*)

-B-
 BAHNSEN, Stan, rhp (82)
 BAILES, Scott, lhp (90-92)
 BAILEY, Andrew, rhp (16-17)
 BAILEY, Ed, c (66*)
 BALAZ, John, of/dh (74-75)
 BANDY, Floyd, c (15-16)
 BANISTER, Jett, lhp (91*)
 BARBER, Steve, lhp (72-73)
 BARLOW, Mike, inf (77-79)
 BARNES, Larry, inf (01)*

BARR, Jim, rhp (79-80)
 BAUGHMAN, Justin, inf (98-00)
 BAYLOR, Don, of/dh (77-82)
 BEASLEY, Chris, rhp (91)
 BECKHAM, Gordon, inf (14*)
 BECOUER, Julio, inf (61*)
 BEDROSSIAN, Cam, rhp (14-1)
 BELCHER, Tim, rhp (99-00)
 BELUNSKY, Bo, lhp (62-64)
 BELL, Trevor, rhp (09-12)
 BELLINGR, Clay, inf of (02)
 BENQUEZ, Juan, of/dh (81-85)
 BENNETT, Dennis, lhp (68)
 BENNETT, Erik, rhp (95)
 BERGMAN, Dusty, lhp (04)
 BERRY, Ken, of (71-73)
 BICHETTE, Dante, of (88-90)
 BIELECKI, Mike, rhp (95)
 BILKO, Steve, inf (61-62)
 BLANTON, Joe, rhp (13)
 BLATERIC, Steve, rhp (75)
 BLYVELEN, Bert, rhp (89-92)
 BOCHT, Bruce, c (74-77*)
 BOESCH, Brennan, of (14*)
 BOLICK, Frank, inf (98-)*
 BONDS, Bobby, of/dh (76-77*)
 BOONE, Bob, c (92-88)
 BOOTCHECK, Chris, rhp (03-05-08)
 BORBON, Pedro, rhp (69)
 BORDERS, Pat, c (96*)
 BORLAND, rhp (01)
 BOSHERS, Buddy, lhp (13)
 BOSKIE, Shawn, rhp (95-96)
 BOSLEY, Thad, of (77, '88*)
 BOSTOCK, Lyman, of (78*)
 BOTTENFIELD, Kent, rhp (00)
 BOTTING, Ralph, lhp (79-80)
 BOTZ, Bob, rhp (62)
 BOYRIS, Peter, of (10-13)
 BOVIE, Mike, rhp (97)
 BOWSFIELD, Ted, lhp (61-62)
 BRADLEY, Tom, rhp (69-70)
 BRADY, Brian, of (89*)
 BRANNAN, Russell, inf/dh (11*)
 BRASIER, Ryan, rhp (13)
 BRETT, Ken, lhp (77-78)
 BREWER, Jim, lhp (75-76)
 BRICKELL, Fritz, inf (61*)
 BRIDGES, Rocky, inf (61*)
 BRIDWELL, Parker, rhp (17-1)
 BRIGGS, Dan, inf of (75-77*)
 BROOKS, Bobby, of (73*)
 BROOKS, Hubie, of/dh (92*)
 BROWN, Curt, rhp (83)
 BROWN, Matt, inf (07-08)
 BROWN, Mike, of (83-85, '88*)
 BROWN, Randy, c (69-70)
 BROWN, Steve, rhp (83-84)
 BRUNAMANTI, Tom, of (81*)
 BRUNET, George, lhp (64-69)
 BRYDEN, T.R., rhp (86)
 BUCKNER, Bill, inf/dh (87-88)*
 BUCKNER, Billy, rhp (13)
 BUICE, Ryan, c (07-10)
 BUDD, DeWayne, rhp (87-88)
 BULGER, Jason, rhp (06-11)
 BURDETTE, Lew, rhp (66-67)
 BURGESS, Tom, inf of (62*)
 BURGMIEER, Tom, lhp (68)
 BURKE, Jamie, inf (01-1)
 BURKE, Leo, of (61-62)*
 BURNETT, Sean, lhp (13-14)
 BURLESON, Rick, inf (81-86)
 BUSS, Nick, of (16*)
 BUTCHER, Mike, rhp (92-95)
 BUTERA, Drew, c (15)
 BYRD, Paul, rhp (05)

-C-

CABRERA, Orlando, inf (05-07)
 CADARETA, Greg, lhp (97-98)
 CALHOUN, Kole, of (12-)*
 CALLASPO, Alberto, inf (10-13)+

CALLAWAY, Mickey, rhp (02-03)
 CAMPANA, Tom, of (14*)
 CAMPANERIS, Bert, inf (79-81)
 CANDELARIA, John, lhp (85-87)
 CANERIA, John, rhp (77-78)
 CARDENAS, Jose, of (65-67)
 CARDENAS, Leo, inf (72*)
 CAREW, Rud, inf (79-85)*
 CARPENTER, David, rhp (12, '14)
 CASARCO, Hector, rhp (06-07)
 CASLE, Jerry, rhp (61)
 CASSEMAN, Bobby, rhp (10-12)
 CAUSEY, Wayne, inf (68*)
 CERY, Bob, of (61*)
 CHACIN, Jhoulys, rhp (16)
 CHADWICK, Ray, rhp (86)
 CHALK, Dave, inf (73-78)
 CHANCE, Bob, inf (69*)
 CHANCE, Dean, rhp (61-66)
 CHATWOOD, Tyler, rhp (11)
 CHAVEZ, Anthony, rhp (17)
 CHI, Ji-Man, inf (16*)
 CHOI, Ji-Hee, inf (16*)
 CHRISTENSEN, Bruce, inf (71*)
 CHRISTENSEN, Jason, lhp (05)
 CIMINO, Pete, rhp (67-68)
 CIMOLI, Gino, of (65*)
 CLARK, Bob, of (79-83)
 CLARK, Rick, rhp (67-69, '71-72)
 CLARK, Terry, rhp (88-89)
 CLARK, Tom, rhp (79-80, '90)
 CLEMENTE, Edgardo, of (00*)
 CLEMENTS, Pat, lhp (85)
 CLEVERGER, Rex, rhp (61)
 CLIBURN, Stan, c (80*)
 CLIBURN, Stewart, rhp (84-85; '88)
 CLINTON, Lou, of (64-65)
 COACHMAN, Pete, inf (90*)
 COATS, Jim, rhp (65-67)
 COELLO, Robert, rhp (13)
 COLOMANGO, Mike, of (99*)
 COLLETTA, Chris, of (72*)
 COLLINS, Dave, of/dh (75-76)+
 COLON, Bartolo, rhp (04-07)
 CONGER, Hank, c (10-14)+
 CONIGLARO, Tony, of (71*)
 CONSOLTO, Billy, inf of (62)
 COOK, Dennis, lhp (02)
 COOK, Mike, rhp (88-88)
 COOPER, Brian, rhp (99-01)
 CORBETT, Doug, rhp (82-86)
 CORRETT, Sherman, lhp (88-90)
 CORREIA, Art, inf (93-95)
 COTTIER, Chuck, inf (68-69)
 COUGHTRY, Marlan, inf (13*)
 COUSINS, Scott, of (62*)
 COWAN, Billy, inf of (69-72*)
 COWART, Kaleb, inf (15-1)+
 COWENS, Al, of (80*)
 COWLING, Collin, of (13-15)
 COX, Terry, rhp (70)
 CRIM, Chuck, rhp (92-93)
 CRIS, Chris, inf/dh (91*)
 CROX, C.J., inf/dh (13)
 CRUZ, Todd, rhp (80)
 CUELLAR, Mike, lhp (77)
 CUNNINGHAM, Todd, Of (74)
 CUNNINGHAM, Todd, Of (16)+
 CURTIS, Chad, of (92-94)
 CURTIS, John, lhp (82-84)

-D-

D'ACQUISTO, John, rhp (81)
 DADE, Paul, of/dh (75-76)
 DALESANDRO, Mark, c (94-95)
 DARWIN, Bob, rhp (62)
 DAVALLIO, Vic, of (69*)
 dAVANON, Jeff, of (99, '01-05)+
 dAVANON, Jerry, inf (73)+
 DAVIDSON, Daniel, lhp (09)
 DAVIS, Alvin, inf/dh (92*)
 DAVIS, Bob, c (81*)
 DAVIS, Chili, of/dh (88-90; 93-96)+
 DAVIS, Doug, inf/c (88*)
 DAVIS, Mark, of (91*)



David Eckstein

DAVIS, Tommy, inf/dh (76*)
 DAVIS, Willie, of/dh (79*)
 DEACINCES, Doug, inf (82-87)
 DECKER, Steve, c (99*)
 DEES, Charlie, inf (63-65)*
 deJesus, David (15)+
 DE LA ROSA, Dane, rhp (13-14)
 DELGADO, Wilson, inf (03-10)
 DeLUCA, Rich, rhp (97-98)
 DIAZ, Jairo, rhp (14)
 DICKSON, Jason, rhp (96-00)
 DIMICHELE, Frank, lhp (88)
 DISARCINA, Gary, inf (89-01)
 DOBSON, Chuck, rhp (74-75)
 DOHERTY, John, rhp (00-05)
 DONNELLY, Brendan, rhp (02-06)
 DONOHUE, Jim, rhp (61-62)
 DONOHUE, Tom, c (79-80-0)
 DOPSON, John, rhp (94)
 DORSETT, Brian, c (88*)
 DORSEY, Jim, rhp (80)
 DOWNING, Brian, c of (78-90)
 DOWNS, Scott, lhp (11-13)
 DOYLE, Denny, inf (74-75)
 DOYLE, Paul, lhp (70-72)
 DRAGO, Dick, rhp (76-77)
 DUCHEY, Rob, of/dh (92*)
 DUKES, Tom, rhp (61-62)
 DULIBA, Bob, rhp (63-64)
 DUNN, Scott, rhp (04)
 DUNNING, Steve, rhp (76)
 DUREN, Rye, rhp (61-62)
 DURRINGTON, Trent, inf (99-00, '03)*

-E-

EASLER, Mike, of (76)*
 EASLEY, Damon, inf (92-96)
 ECKSTEIN, David, inf (01-04)+
 EDDY, Steve, rhp (79)
 EDENFIELD, Ken, rhp (95-96)
 EDMONDS, Jim, of (93-99*)
 EGNACORN, Robert, inf (96-97)*
 EGAN, Dick, rhp (66*)
 EGAN, Tom, c (65-70; 74-75)
 EGE, Cody, lhp (16)
 EICHHORN, Mark, rhp (90-92; 96)
 ELLIS, Robert, rhp (96)
 ELLIS, Sammy, rhp (68*)
 ENCARNACION, Angelo c (97*)
 ENRIGHT, Barry, rhp (12-13)
 EPPARD, Jim, inf of (87-89)
 EPSTEIN, Mike, inf (74-75)
 ERSTAD, Darn, inf of (04-06)
 ESCOBAR, Kelvin, rhp (99-05)
 ESCOBAR, Yumel, inf (16-17)
 ESPINOSA, Danny, inf (17)+
 ETCHEBARRREN, Andy, c (75-77)*
 ETHERTON, Seth, rhp (00*)
 EVANS, Terry, Of (07-10)

-F-

FABREGAS, Jorge, c (94-97, '01-02)*
 FAIRLY, Ron, inf/dh (78*)
 FARELL, John, rhp (93-94)
 FASANO, Sal, c (02*)
 FEATHERSTON, Taylor (15)+
 FELIX, Junior, of (91-92)+
 FERGUSON, Joe, c (81-83)

CLUB HISTORY



ANGELS ALL-TIME ROSTER



FERNANDEZ, Jose, inf ('01)*
 FERRIS, Bob, rhp ('78-80)
 FETTERS, Mike, rhp ('89-91, '98)
 FIELD, Tommy, inf ('13)*
 FIEDLER, Cecil, inf/dh ('98)*
 FIGGINS, Chone, inf/dh ('02-09)*
 FIGUEROA, Ed, rhp ('74-75)*
 FIMPLE, Jack, c ('87)*
 FINLEY, Chuck, lhp ('86-99)
 FINLEY, Steve, of ('05)*
 FISCHER, Todd, rhp ('86)
 FISHER, Eddie, rhp ('69-72)
 FITZGERALD, Mike, of ('92)*
 FITZMORRIS, Al, rhp ('78)
 FLORA, Kevin, inf ('91, '95)*
 FLORES, Gil, of ('77)*
 FLORES, Ramon, of ('17)*
 FOILES, Hank, c ('63-64)*
 FOLI, Tim, inf ('82-83)*
FONTANA, Nolan, inf ('17-*)
 FORD, Dan, of/dh ('79-81)*
 FORSCH, Ken, rhp ('81-86)
 FORSTER, Terry, lhp ('86)
 FORTUNO, Tim, lhp ('92-93)
 FOSTER, Alan, rhp ('72)
 FOWLER, Art, rhp ('61-64)
 FOWLKES, Alan, rhp ('85)
 FOYACK, Paul, rhp ('63-64)
 FRAMSENS, Kevin, inf ('10)*
 FRANKLIN, Nick, inf ('17)*
 FRASER, Willie, rhp ('86-90)
 FRESSE, David, inf ('14-15)*
 FREGOSI, Jim, inf ('61-71)*
 FREY, Steve, lhp ('92-93)
 FRIERI, Ernesto, rhp ('12-14)
 FROHWIRTH, Todd, rhp ('96)

GOTAY, Julio, inf ('65)*
 GOTT, Trevor, rhp ('15)
 GRABARKEWITZ, Bill, inf ('73)*
 GRAHE, Joe, rhp ('90-94)
GRATEROL, Juan ('96-*)
 GRBA, Eli, rhp ('61-63)
 GREBECK, Craig, inf ('97)*
 GREEN, Grant, inf ('13-15)*
 GREEN, Lenny, of ('64)*
 GREEN, Steve, rhp ('01)
 GREENE, Todd, c/dh ('96-99)*
 GREGG, Kevin, rhp ('03-06)
 GREGORIO, Tom, C ('03)*
 GREINKE, Zack, rhp ('12)
 GRICH, Bob, inf ('77-86)*
 GRIFFIN, Doug, inf ('70)*
 GRIFPIN, Tom, rhp ('78)
 GRILLI, Jason, rhp ('14)
 GRIMSLEY, Jason, rhp ('96)
 GROSS, Kevin, rhp ('97)
 GRUBE, Jarrett, rhp ('14)
 GRUBER, Kelly, inf ('93)*
 GUBICZA, Mark, rhp ('97)
 GUERRA, Deolis, rhp ('16-17)
 GUERRA, Juan, rhp ('16)
 GUERRO, Ramon, inf/dh ('76-77)*
 GUERRERO, Vladimir, of ('04-09)*
 GUILLEN, Jose, of ('04)*
 GURKA, Jason, inf ('17)*
 GUTIERREZ, Juan, rhp ('13)
 GWIN, Marc, rhp ('07)

HOCKENBERRY, Chuck, rhp ('75)
 HOFFMAN, Glenn, inf ('89)*
 HOLLAND, Al, lhp ('85)*
 HOLLINS, Dave, inf ('97-98)*
 HULL, Mike, lhp ('96-01)
 HOLZEMER, Mark, lhp ('93, '95-96)
 HOWARD, Doug, inf/of ('72-74)*
 HOWELL, Jack, inf/dh ('85-91, '96-97)*
 HUDLER, Rex, inf/of ('94-96)*
 HUDSON, Charlie, lhp ('75)
 HUFF, David, lhp ('16)
 HUMPHREY, Terry, c ('76-79)*
 HUNT, Ken, of ('61-63)*
 HUNTER, Torii, of ('08-12)*
 HUSON, Jeff, inf ('99)*

—
 JANNETTA, Chris, c ('12-15)*
 IBANEZ, Edgar, of/dh ('14)*
 IBARRA, Edgar, lhp ('15)
 ISRINGHAUSEN, Jason, rhp ('12)
 IZTURIS, Maicer, inf ('05-12)*

—
 JACKSON, Bo, of/dh ('94)*
 JACKSON, Reggie, of/dh ('82-86)*
 JACKSON, Ron, of ('75-78, '82-84)*
 JACKSON, Ryan, inf ('15)*
 JAMES, Johnny, rhp ('61)
 JAMES, Mike, rhp ('95-99)



Wally Joyner

JAVIER, Stan, of ('93)*
 JEFFERIES, Gregg, inf/of ('98)*
 JEFFERSON, Jesse, rhp ('81)
 JEPSEN, Kevin, rhp ('08-14)
 JIMENEZ, Luis, inf ('13-14)*
 JOHN, Tommy, lhp ('82-85)
 JOHNSON, Alex, of ('70-71)*
 JOHNSON, Gary, of ('03)*
 JOHNSON, Keith, inf ('00)*
 JOHNSON, Lou, of ('61-69)*
 JOHNSON, Mark, inf ('98)*
 JOHNSTONE, Jay, of ('66-70)*
 JONES, Bob, of ('76-77)*
 JONES, Greg, rhp ('03, '05-07)
 JONES, Rupert, of ('85-87)*
 JOYCE, Matt, of ('15)*
 JOINER, Wally, inf ('86-91, '01)*
 JUDEN, Jeff, rhp ('98)

—
 KARL, Scott, lhp ('00)
 KAZMAMAN, Curt, rhp ('84)
 KAZMIR, Scott, lhp ('09-11)
 KEALEY, Steve, rhp ('68-70)
 KEEDY, Pat, inf/of ('85)*
 KELLEHER, Mick, inf ('82)*
 KELSO, Bill, rhp ('64-67)
 KENDRICK, Howie, inf ('06-06)*
 KENNEDY, Adam, inf ('04-14)*
 KINGMAN, Dave, of/dh ('77)*
 KIPPER, Bob, lhp ('85)
 KIRKPATRICK, Ed, c/of ('62-68)*
 KIRKWOOD, Don, rhp ('74-77)
 KLISON, Bruce, rhp ('80-84)
 KLINE, Ron, rhp ('61)
 KLUZSEWICK, Ted, inf ('61)*
 KNAPP Chris, rhp ('78-80)
 KNOOP, Bobby, inf ('64-69)*
 KOHN, Michael, rhp ('10-14)*
 KOPPE, Joe, inf ('61-65)*
 KOSCO, Adam, of ('72)*
 KOSTRO, Frank, of ('63)*
 KOTCHMAN, Casey, inf ('04-08)*
 KRAUSS, Marc, inf ('15)*

KRAWCZYK, Ray, rhp ('88)
 KREUTER, Chad, c ('97, '98)*
 KRIBITZ, Kyle, inf ('15)*
 KUBSKI, Gil, of ('80)*
 KUHAILUA, Fred, lhp ('77)
 KUSNYER, Art, c ('71-73)*

—
 LACEY, Bob, lhp ('83)
 LACEY, Richard, of/dh ('02-09)
 LACORTE, Frank, rhp ('84)
 LAHOUD, Joe, of/dh ('74-76)*
 LAURENCE, Alex, of ('77-78)*
 LANGE, Dick, rhp ('72-75)
 LANGERHANS, Ryan, inf ('12)*
 LANGSTON, Mark, lhp ('90-97)
 LANSFORD, Carney, inf ('78-80)*
 LAROCHE, Dave, lhp ('08-12)
 ('70-71, '77-80)
 LASHER, Fred, rhp ('71)
 LATMAN, Barry, rhp ('64-65)
 LOTS, Mat, rhp ('15)
 LAZORKO, Jack, rhp ('87-88)
 LEBLANC, Wade, lhp ('14)
 LEE, Bob, rhp ('64-66)
 LEE, Don, rhp ('62-65)
 LEE, Mike, lhp ('63)
 LEE, Gene, inf ('61-62)*
 LEFFERTS, Craig, lhp ('94)
 LEFTWICH, Phil, rhp ('93-94, '96)
 LEITER, Mark, rhp ('94)
 LEIA, Frank, inf ('62)*
 LEMANZYK, Dave, rhp ('80)
 LEVINE, Al, rhp ('99-02)
 LEWIS, Scott, rhp ('90-94)
 LEVITZ, Jim, c/dh ('97)*
 LINARES, Rufino, dh ('85)*
 LINCEUM, Tim, rhp ('16)
 LIND, Jose, inf ('95)*
 LINDON, Doug, rhp ('93)*
 LLENAS, Winston, inf/of ('68-69, '72-75)*
 LOCKE, Bobby, rhp ('67-68)
 LOCKWOOD, Skip, rhp ('74)
 LOPEZ, Carlos, of/dh ('76)*
 LOPEZ, Marcelino, lhp ('65-67)
 LOPEZ, Ramon, rhp ('66)
 LORRAINE, Andrew, lhp ('94-95)
 LOU, Shane, rhp ('08-09)
 LOVEALE, Vance, lhp ('88-89)
 LULLOVY, Terry, inf ('93)*
 LOWE, Mark, rhp ('13)
 LUBRATICH, Steve, inf ('81, '83)*
 LUCAS, Gary, lhp ('86-87)
 LUCIO, Urbano, rhp ('85-88)
 LUKASIEWICZ, Mark, lhp ('01-02)
 LUE, Matt, inf ('99)*
 LYUNDA, Keith, inf ('00)*
 LYNN, Ed, of ('81-84)*
 LYONS, Barry, inf ('91)*

—
 MACHEMER, Dave, inf ('78)*
 MACK, Tony, rhp ('85)
 MAGNANTE, Mike, lhp ('99)
 MAGNIFICCO, Damien, rhp ('17)
 MAGRANE, Joe, lhp ('93-94)

—
 MAHLE, Greg, lhp ('16)
 MAHLER, Mickey, lhp ('81-82)
MALDONADO, Martin, c ('17-*)
 MALZONE, Jim, rhp ('11)
 MALZONE, Frank, inf ('66)*
 MARSHALL, Mike, rhp ('91)
 MARTE, Alfredo, of ('15)*
MARTE, Jeffy, inf ('16)*
 MARTIN, Paco, inf ('98)

MARTINEZ, Carlos, inf/dh ('95)*
 MARTINEZ, Fred, rhp ('80-81)
 MARDONNE, Nick, inf ('12-14)
 MASHORE, Damon, of ('98)*
 MATTHEWS, Ryan, rhp ('15)
 MATHIS, Jeff, c ('05-11)*
 MATRANGA, David, inf ('05)*
 MATSU, Hideki, of ('10)*
 MATTHEWS JR., Gary, of ('07-09)*
 MAYBIN, Cameron, of ('17)*
 MAY, Carlos, of/dh ('77)*
 MAY, Darrell, lhp ('96-97)
 MAY, Rudy, inf ('65, '69-74)
 McAnulty, Paul, inf ('10)*
 McBRIDE, Ken, rhp ('61-65)
 McCASKILL, Kirk, rhp ('85-91)
 McCURE, Bob, lhp ('89-91)
 McCRAW, Tom, inf/of ('73-74)
 McDONALD, John, inf ('14)*
 McDOWELL, Chuck, rhp ('98-99)
 McFLORNE, lhp ('96-97)
 McFLARAN, Orlando, c ('67-68)*
 McGLOTHLIN, Jim, rhp ('65-69)
 McLAUGHLIN, Byron, rhp ('83)*
 McLEMORE, Gary, inf ('86-90)*
 McMULLEN, Ken, inf ('70)*
 McPHERSON, Dallas, inf ('04-07)*
 MELTON, Bill, inf/dh ('76)*
 MERLO, Rudy, inf ('71, '73-75)*
 MECKER, Jerry, lhp ('00)
 MERLONI, Lou, inf ('05)*
 MESSERSMITH, Andy, rhp ('68-72)
MEYER, Alex, rhp ('16-*)
 MEYER, Robert, lhp ('64)
 MIADICH, Brad, of ('01, '03)
MIDDLETON, Keynan, rhp ('17-*)
 MILEY, Mike, inf ('75-76)*
 MILLER, Darrell, c ('84-88)*
 MILLER, Dyar, rhp ('77-79)
 MILLER, Rick, of ('78-80)*
 MILLS, Brad, lhp ('12)
 MINCHER, Don, inf ('67-68)*
 MINTON, Greg, rhp ('87-90)
 MINTZ, Steve, rhp ('99)
 MOELLER, Ron, lhp ('61-63)
 MOLINA, Bengie, c ('98-05)*
 MOLINA, Jose, c ('01-07)*
 MONSIE, Raul, of ('04)*
 MONTE, Jim, lhp ('75-77)
 MONTAGUE, John, rhp ('79-80)
 MONTANEZ, Guillermo, inf ('66)*
 MONTEAGUDO, Aurelio, rhp ('73)
 MONTELEONE, Rick, rhp ('88-89, '95-96)

MOORE, Balor, lhp ('77)
 MOORE, Jeremy, of ('11)*
 MORALES, Kennedy, inf ('06-12)*
 MORAN, Billy, inf ('61-64)*
 MORENO, Angel, lhp ('81-82)*
 MORENO, Jose, inf/dh ('82)*
 MORGAN, Tom, rhp ('61-63)
 MORIN, Mike, rhp ('14-17)
 MORRIS, John, of ('92)*
 MORRIS, Bubba, of ('66-69)*
 MOSEBACH, Bobby, rhp ('09)
 MOSELEY, Dustin, rhp ('06-09)
 MOSES, Jerry, c ('71)*
 MOTTON, Curt, of ('72)*
 MULLINKS, Rance, inf ('17-79)*
 MURPHY, David, of ('75)*
 MURPHY, Tom, rhp ('68-72)*
 MURPHY, Tommy, of ('06-07)*
 MURRAY, Eddie, inf/dh ('97)*
 MYERS, Greg, c ('92-95)*

—
 NAPOLI, Mike, c ('06-10)*
 NARRON, Jerry, c ('83-86)*
 NAVA, Daniel, of ('16)*
 NAVARRO, Efrén, inf/of ('11-15)*
 NAVARRO, Julio, rhp ('62-64)
 NELSON, Chris, inf ('13)*
 NELSON, Gene, rhp ('93)
 NELSON, Mel, lhp ('63)
 NETTLES, Mel, of ('74-75)*
 NEWMAN, Phil, inf/c ('98)*
 NEWMAN, Fred, rhp ('62-67)
 NIELSEN, Jerry, lhp ('93)
 NIUENWENHUIS, Kirk, of ('15)*
 NIEVES, Jose, inf ('01-02)*

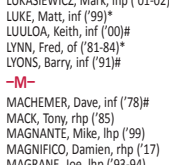


Vladimir Guerrero

FROST, Dave, rhp ('78-81)
 FUENTES, Brian, lhp ('09-10)
 FULLMER, Brad, dh/inf ('02-03)*
 FYHRIE, Mike, rhp ('99)

—
 GABRIELSON, Len, of ('67)*
 GAETTI, Gary, inf/dh ('91-93)*
 GALARRAGA, Andres, inf/dh ('04)*
 GALLAGHER, Al, inf ('73)*
 GALLAGHER, Dave, of ('91, '95)*
 GANT, Ron, of/dh ('00)*
 GARCIA, Carlos, inf ('98)*
 GARCIA, Miguel, lhp ('87)
 GARLAND, Jon, rhp ('08)
 GARR, Ralph, of/dh ('79-80)*
 GARRETT, Adrian, c/dh ('75-76)*
 GARRETT, Greg, lhp ('70)
 GARVER, Ned, rhp ('61)
 GATSWOOD, Aubrey, rhp ('63-65)
 GEISHERT, Vern, rhp ('12)
 GERBER, Craig, inf ('85)*
 GIAVOTELLA, Johnny, inf ('15-16)*
 GIL, Benji, inf ('00-03)*
 GILBRETH, Bill, lhp ('74)
 GILLASPIE, Conor, inf ('15)*
 GLAUS, Troy, inf ('98-04)*
 GLOVER, Gary, rhp ('03)
 GOHR, Greg, rhp ('96)
 GOLTZ, Dave, rhp ('82-83)
 GONZALES, Larry, c ('93)*
 GONZALES, Rene, inf ('92, '93, '95)*
 GONZALEZ, Jose, of ('92)*
 GONZALEZ, Tony, of ('70-71)*
 GOODWIN, Dan, inf/dh ('75, '77-78)*
 GORNEAULT, Nick, of ('07)*

HABYAN, John, rhp ('95)
 HALICKI, Ed, rhp ('80)
 HALL, Jimmie, of ('67-68)
 HALTER, Shane, inf ('04)*
 HAMILTON, Jack, rhp ('67-68)
 HAMILTON, Josh, of ('13-15)*
 HAMLIN, Ken, inf ('61)*
 HAMPTON, Ike, c ('75-79)*
 HANCOCK, Ryan, rhp ('96)
 HAND, Rich, rhp ('73)
 HANSON, Tommy, rhp ('13)
 HAREN, Dan, rhp ('10-12)
 HARKEY, Mike, rhp ('95)
 HARLOW, Larry, of ('79-81)*
 HARPER, Brian, of ('79, '81)*
 HARPER, Tommy, inf/dh ('75)*
 HARRISON, Bill, rhp ('68)
 HARRIS, Brendan, inf ('13)*
 HARRIS, John, inf ('79-81)*
 HARRIS, Pep, rhp ('96-99)
 HARTZELL, Paul, rhp ('76-78)*
 HARVEY, Bryan, rhp ('87-92)
 HASEGAWA, Shigetoshi, rhp ('97-01)
 HASSLER, Andy, lhp ('71, '73-76, '80-83)
 HATHAWAY, Hilly, lhp ('92-93)
 HAWKINS, LaTroy, rhp ('12)
 HAWPE, Brad, of ('13)*
 HAYNES, Nathan, of ('07)*
 HAYES, Von, of/dh ('92)*
HANEY, Andrew, lhp ('15-*)
 HEFFNER, Bob, rhp ('68)
 HEISE, Bob, inf ('74)*
 HELD, Woodie, inf/of ('67-68)*
 HEMAN, Russell, rhp ('61)*
 HENPHILL, Bret, c ('99)*
 HENDERSON, Rickey, of ('97)*
 HENDRICK, George, of/dh ('85-88)*
 HENSLEY, Matt, rhp ('04)
 HERNANDEZ, David, rhp ('17)
 HERNANDEZ, Jackie, inf ('65-66)*
 HERRERA, Yoslan, rhp ('14)
 HERRMANN, Ed, c ('76)*
 HESTER, John, c ('12-13)*
 HIATT, Jack, c/dh ('64, '72)*
 HIBBS, Jim, dh ('67)*
 HICKS, Jim, of ('69-70)*
 HILL, Donnie, inf ('90-91)*
 HILL, Glennan, of/dh ('01)*
 HILL, Ken, lhp ('14)
 HILL, Rich, lhp ('14)
 HILLENBRAND, Shea, inf ('07)*
 HINCHUFFE, Brett, rhp ('00)*
 HINTON, Chuck, inf/of ('68)*
 HOBSON, Butch, inf ('81)*



Bengie Molina

MAHLE, Greg, lhp ('16)
 MAHLER, Mickey, lhp ('81-82)
MALDONADO, Martin, c ('17-*)
 MALZONE, Jim, rhp ('11)
 MALZONE, Frank, inf ('66)*
 MARSHALL, Mike, rhp ('91)
 MARTE, Alfredo, of ('15)*
MARTE, Jeffy, inf ('16)*
 MARTIN, Paco, inf ('98)

CLUB HISTORY



ANGELS ALL-TIME ROSTER



NOBOA, Junior, inf ('88)#
 NOLAN, Gary, rhp ('77)#
 NOLGA, Ricky, rhp ('16-17)
 NORDBROOK, Tim, inf ('69)
 NORRIS, Bud, rhp ('17)
 NUXHALL, Joe, lhp ('62)*

-O-
 OBERHOLTZER, Brett, lhp ('16)
 OBERKFEHL, Ken, inf ('92)*
 O'BERRY, Mike, c ('83)#
 O'BRIEN, Charlie, c ('98-99)#
 O'BRIEN, Syd, inf ('71-72)#
 OCHOA, Alex, of ('02)#
 O'DAY, Darren, rhp ('08)
 OLIVERES, Omar, rhp ('98-99)#
 OLIVER, Bob, inf ('72-74)#
 OLIVER, Darren, lhp ('07-09)
 O'MALLEY, Shawn, inf ('14)
 ORTEGA, Anthony, rhp ('09)
 ORTEGA, Phil, rhp ('69)
 ORTEGA, Rafael, of ('16)*
 ORTIZ, Ramon, rhp ('99-04)
 ORTON, John, c ('89-93)#
 OSINSKI, Dan, rhp ('62-64)
 O'SULLIVAN, Sean, rhp ('09-10)
 OTT, Ed, c ('81)*
 OVERY, Mike, rhp ('76)
 OWEN, Spike, inf ('94-95)+
 OWENS, Eric, of ('03)#
 OYLER, Ray, inf ('70)#

-P-
 PACTWA, Joe, lhp ('75)
 PALMEIRO, Orlando, of ('95-02)
 PALMER, Matt, rhp ('09-11)
 PAREDES, Eduardo, rhp ('17-*)



Frank Robinson

PARKER, Blake, rhp ('17-*)
 PARKER, Billy, inf ('71-73)#
 PARKER, Dave, dh ('91)*
 PARRISH, Lance, c ('89-92)#
 PATEK, Fred, inf ('91)*
 PATTERSON, Bob, rhp ('94-95)
 PATTERSON, Ken, lhp ('93, '94)
 PATTIN, Marty, rhp ('68)
 PAUL, Josh, c ('04-05)#
 PAULLEY, David, rhp ('12)
 PEARSON, Albie, of ('61-66)*
 PENA, Orlando, rhp ('74-75)
 PENNINGTON, Brad, lhp ('96)
 PENNINGTON, Cliff, inf ('16-17)*
 PERALTA, Joel, rhp ('05)
 PERCIVAL, Troy, rhp ('95-04)
PEREZ, Carlos, c ('15-*)
 PEREZ, Eduardo, inf ('93-95)#
 PEREZ, Marty, inf ('69-70)#
 PERISHO, Matt, lhp ('97)
 PERRANOSKI, Ron, lhp ('73)
 PERRY, Bob, of ('63-64)#
 PESTANO, Vinnie, rhp ('14-15)
 PETKOVSEK, Mark, rhp ('99-00)
 PETRY, Dan, rhp ('88-89)
 PETIT, Gregorio, inf ('16)#
 PETIT, Yusmeiro, rhp ('17)
 PETTIT, Chris, of ('09-11)#
 PETTIS, Gary, of ('82-87)*
 PHILLIPS, Brandon, inf ('17)*
 PHILLIPS, Tony, of ('95-'97)+
 PICCIOLLO, Rob, inf ('84)#
 PICHE, Ron, rhp ('65)
 PIERSALL, Jimmy, of ('63-67)#
 PINA, Horacio, rhp ('74)
 PINERO, Joel, rhp ('10-11)
 PINSON, Vada, of ('72-73)*
 POLIDOR, Gustavo, inf ('85-88)#
 POLONIA, Luis, of ('90-93)*

POTE, Lou, rhp ('99-02)
 POUNDERS, Brooks, rhp ('17)
 POWER, Vic, inf ('64-65)#
 PRIDDY, Bob, rhp ('69)
 PRIDE, Curtis, of ('04-06)*
 PRIETO, Chris, of ('05)*
 PRINZ, Bret, rhp ('05)
 PRITCHETT, Chris, inf ('96, '98-99)*
 PUELLO, Cesar, of ('17)*
PJULOS, Albert, inf ('12-*)

-Q-
 QUEEN, Mel, rhp ('70-72)
 QUINLAN, Robb, inf ('03-10)
 QUINTANA, Luis, lhp ('74-75)

-R-
 RAMIREZ, Horacio, lhp ('11)
RAMIREZ, J.C., rhp ('16-*)
 RAMIREZ, Julio, of ('02)
RAMIREZ, Noel, rhp ('17-*)
 RAMIREZ, Orlando, inf ('74-77, '79)#
 RAMOS, Cesar, lhp ('15)
 RAMOS, Domingo, inf ('88)#
 RANREW, Merritt, c ('65)*
 RAPP, Pat, rhp ('91)
 RASMUS, Cory, rhp ('13-16)
 RAU, Doug, lhp ('81)
 RAY, Johnny, inf ('87-90)
 RAZIANO, Barry, rhp ('74)
 REDFIELD, Joe, inf ('88)#
 REED, Howie, rhp ('66)
 REICHHARDT, Rick, of ('64-70)#
 REMY, Jerry, inf ('75-77)*
 RENKO, Steve, rhp ('81-82)
 REPOZ, Roger, inf ('67-72)*
 RESOR, Chris, rhp ('07)
 RETTENMUND, Merv, of ('78-80)#

REUSS, Jerry, lhp ('87)
 REVERE, Ben, of ('17)+
 REYES, Jo Jo, lhp ('15)
 REYNOLDS, Archie, rhp ('71)
 REYNOLDS, Harold, inf ('90-91)
 REYNOLDS, Tom, of ('74-75)
 RICE, Del, c ('61)*
RICHARDS, Garrett, rhp ('11-*)
 RICHARDSON, John, rhp ('90)
 RIGGS, Adam, inf ('03-04)#
 RIVERA, Juan, of ('05-10)
 RIVERS, Mickey, of ('70-75)*
 ROBERTSON, Daniel, of ('15)#
 ROBERTSON, Rich, lhp ('98)
 ROBINSON, Don, rhp ('92)
 ROBINSON, Frank, of ('73-74)*
 ROBINSON, Jeff, rhp ('91)
 ROBINSON, Shane, OF ('16-17)#
 RODGERS, Buck, c ('61-69)
 RODNEY, Fernando, of ('10-11)
 RODRIGUEZ, Aurelio, inf ('67-70)#
 RODRIGUEZ, Ellie, c ('74-75)*
 RODRIGUEZ, Fernando, rhp ('09)
 RODRIGUEZ, Francisco J., rhp ('02-08)

RODRIGUEZ, Francisco, rhp ('10-11)
 RODRIGUEZ, Rafael, rhp ('09-10)
 RODRIGUEZ, Rich, lhp ('03)
 RODRIGUEZ, Sean, inf ('08-09)
 ROJAS, Minnie, rhp ('66-68)
 ROMANICK, Ron, rhp ('84-86)
 ROMINE, Andrew, inf ('10-13)+
 ROMERO, J.C., lhp ('06)
 ROOF, Phil, c ('65)#
 ROSE, Bobby, inf ('89-92)#
 ROSE, Don, rhp ('72)
 ROSS, Gary, rhp ('75-77)
 ROTH, Michael, lhp ('13-14)
 RUBIO, Jorge, rhp ('66-67)
 RUDI, Joe, of ('77-80)#
 RUCINSKI, Drew, rhp ('14-15)
 RUHLE, Vern, rhp ('86)
 RUIZ, Chico, inf ('70-71)+
 RYAL, Mark, of ('86-87)*
 RYAN, Brendan, inf ('16)#
 RYAN, Michael, of ('10)*
 RYAN, Nolan, rhp ('72-79)

-S-
 SADOWSKI, Bob, lhp ('63)

SADOWSKI, Ed, c ('61-63)#
 SALAS, Fernando, rhp ('14-16)
 SALMON, Tim, of ('92-06)#
 SAMPEN, Bill, rhp ('94)
 SANCHEZ, Luis, rhp ('81-85)
 SANDERS, Ken, rhp ('74)
 SANDERSON, Scott, rhp ('93, '95-96)

SANDEVAL, Freddy, inf ('08-09)+
 SANDS, Charlie, c/dh ('73-74)*
 SANFORD, Jack, rhp ('65-67)
 SANTANA, Ervin, rhp ('05-12)
 SANTIAGO, Hector, lhp ('14-16)
 SATRIANO, Tom, inf ('61-69)*
 SAUNDERS, Joe, lhp ('05-10)
 SCHAAL, Paul, inf ('64-68, '74)#
 SCHEINBLUM, Richie, of ('73-74)+
 SCHMIDT, Jeff, rhp ('96)
 SCHOENEWEIS, Scott, lhp ('99-03)
 SCHOFIELD, Dick, inf ('83-92, '96)#
 SCHROEDER, Bill, c/dh ('89-90)
 SCHU, Rick, inf ('90)#
 SCHULER, Dave, lhp ('79-80)
 SCHWARZ, Jeff, rhp ('94)
 SCHWENK, Darryl, inf ('81-85)*
 SCOTT, Darryl, rhp ('93)
 SCOTT, Mickey, lhp ('75-77)
SCRIBNER, Troy, rhp ('17-*)

SEGURA, Jean, inf ('12)#
 SELE, Aaron, rhp ('02-04)
 SELLS, Dave, rhp ('72-75)
 SELMA, Dick, rhp ('74)
 SEMPROCH, Roman, rhp ('61)
 SERRANO, Alex, rhp ('08)
 SHANK, Harvey, rhp ('70)
 SHEETS, Andy, inf ('99)#
 SHERRY, Larry, rhp ('68)
 SHIELDS, Scot, rhp ('01-10)
 SHIPLEY, Craig, inf ('98)#
 SHOCKLEY, Costen, inf ('65)*
SHOEMAKER, Matt, rhp ('13-*)
 SHUCK, J.B., of ('13-14)*
 SIEBERN, Norm, inf ('66)*
 SILVEREO, Tomas, of ('70-72)*
 SILVESTRI, Dave, inf ('99)#
SIMMONS, Andreton, ss ('16-*)
 SIMMONS, Curt, lhp ('67)
 SIMPSON, Dick, of ('62, '64-65)#
 SIMPSON, Wayne, rhp ('77)
 SINGER, Bill, rhp ('73-75)
 SKAGGOS, Dave, c ('80)#
SKAGGOS, Tyler, lhp ('14-*)
 SKOWRON, Bill, inf ('67)#

SLATON, Jim, rhp ('84-86)
 SLAUGHT, Don, c ('96)#
 SMITH, B.G., of ('55)#
 SMITH, Billy, inf ('75-76)
 SMITH, D.W., rhp ('84-85)
 SMITH, Dwight, of ('94)*
 SMITH, Joe, rhp ('14-16)
 SMITH, Lee, rhp ('95-96)
 SMITH, Willie, lhp ('64-66)
 SNOO, J.T., inf ('93-96)+
 SNOVA, Luis, inf ('91-92)
 SOTO, Geovany, c ('16)#
 SOLAITA, Tony, inf/dh ('76-78)*
 SPANENS, Zach, of ('05)+
 SPANGLER, Al, of ('65-66)*
 SPARKS, Steve, rhp ('98-99)
 SPEAR, Justin, rhp ('07-09)
 SPENCER, Jim, inf ('68-73)*
 SPIEZIO, Scott, inf/dh ('00-03)+
 SPRING, Jack, lhp ('61-64)
 SPRINGER, Dennis, rhp ('96-97)
 SPRINGER, Russ, rhp ('93-'95)
 SPROUT, Bob, lhp ('61)

STANGE, Daniel, rhp ('13)
 STANTON, Leroy, of ('72-76)#
 STEIRER, Ricky, rhp ('82-84)
 STELMASZEK, Rick, c ('73)*
 STEPHENSON, John, c ('71-73)*
 STEVENS, Lee, inf ('90-92)*
 STEWART, Ian, inf ('14)*

STILLWELL, Kurt, inf ('93)+
 STOCKER, Kevin, inf ('00)+
 STOKES, Brian, rhp ('10)
 STONEMAN, Bill, rhp ('74)
 STREET, Huston, rhp ('14-17)
 STUART, Dick, inf ('69)#

STUBING, Moose, inf ('67)*
 SUDAKIS, Bill, dh ('75-)*
 SULKSA, Ed, rhp ('64-65)
 SUTTON, Don, rhp ('85-87)*
 SWAN, Craig, rhp ('84)
 SWINGLE, Paul, rhp ('93)

-T-
 TAKAHASHI, Hisanori, lhp ('11-12)
 TANANA, Frank, lhp ('73-80)
 TANNER, Chuck, of ('61-62)*
 TATUM, Jarvis, of ('68-70)*
 TATUM, Ken, rhp ('69-70)
 TAYLOR, Andrew, lhp ('12)
 TAYLOR, Bob, c ('67)#
 TEIXEIRA, Mark, inf ('08)+
 THATCHER, Joe, lhp ('14)
 THOMAS, Derrrel, inf ('84)+
 THOMAS, George, of ('61-63)*
 THOMAS, Lee, inf ('61-64)*
 THOMPSON, Jason, inf/dh ('80)*
 THOMPSON, Rich, of ('07-12)
 THORN, Dickie, inf ('69-71)
 THRONBERGER, Faye, of ('61)*
 TIANT, Luis, rhp ('82)
 TINGLEY, Ron, c ('89-93)#



J.T. Snow

TORBERG, Jeff, c ('71-73)#
 TORRES, Felix, inf ('62-64)#
 TORRES, Rusty, of ('76-77)*
 TRAVERS, Bill, lhp ('83-83)
 TREVINO, Bobby, of ('68)#
TROPEAN, Nick, rhp ('15-*)
TROUT, Mike, of ('11-*)
 TRUMBO, Mark, lhp ('10-13)
 TURLEY, Bob, rhp ('63)
 TURNBOW, Derrick, rhp ('00, '03)
 TURNER, Chris, c ('93-97)*
 TURNER, Ken, lhp ('67)

-U-
 UNROE, Tim, inf ('99)#
UNTON, Justin, of ('17-*)

-V-
VALBUENA, Luis, inf ('17-*)
 VALDES, Ismael, rhp ('01)
 VALDEZ, Jose, rhp ('16)
 VALENTINE, Bobby, of ('73-75)#
 VALENTINE, Ellis, of ('83)+
 VALENZUELA, Fernando, lhp ('91)
 VALERIA, Julio, rhp ('92-95)
 VAN BURKLEO, Ty, inf ('93)*
 VAN RYN, Ben, lhp ('96)
 VARGAS, Jason, lhp ('13)
 VAUGHN, Mo, inf/dh ('99-01)*
 VELARDE, Randy, inf ('96-99)
 VELAZQUEZ, Gil, inf ('11)#
 VENABLE, Max, of ('89-91)*
 VERHOEFEN, John, rhp ('76-77)
 VICTORINO, Shane, of ('15)#
 VINSON, Charlie, inf ('66)
 VOSS, Bill, of ('69-70)*

-W-
 WAGNER, Leon, of ('61-63)+
 WALBECQ, Matt, c ('98-00)+
 WALDEN, Jordan, rhp ('10-12)
 WALEWANDER, Jim, inf ('93)+
 WALKER, Chico, of ('88)+
 STEVENS, Lee, inf ('90-92)*
 WALL, Don, rhp ('02)
 WALL, Joshe, rhp ('14)
 WALLACE, Don, inf ('67)*
 WALLACH, Tim, inf ('96)#
 WALTON, Jerome, of ('93)#
 WANTZ, Dick, rhp ('65)
 WARD, Bryan, lhp ('00)



Clyde Wright

WARNER, Jack, of ('66)#
 WASHBURN, Greg, rhp ('69)
 WASHBURN, Jarrod, lhp ('98-05)
 WASHINGTON, Claudell, of ('89-90)*
 WATSON, Allen, lhp ('98-98)
 WEAVER, Eric, rhp ('00)
 WEAVER, Jerry, rhp ('06)
 WEAVER, Jared, rhp ('06-16)
 WEAVER, Jim, lhp ('67-68)
 WEBER, Ben, rhp ('00-04)
 WELLS, Vernon, of ('11-12)#
 WERHAS, John, inf ('67)#
 WESSON, Barry, of ('03)#
 WHELOCK, Gary, rhp ('76)
 WHITE, Devon, of ('85-90)+
 WHITMER, Dan, c ('80)#
 WILFONG, Rob, inf ('82-86)*
 WILHELM, Hoyt, rhp ('69)
 WILK, Adam, lhp ('15)
 WILLETTE, Nick, lhp ('67)
 WILLIAMS, Jerome, rhp ('11-13)
 WILLIAMS, Mitch, lhp ('95)
 WILLIAMS, Reggie, of ('92, '98-99)#
 WILLIAMS, Shad, rhp ('96-97)
 WILLITS, Reggie, of ('06-11)+
 WILSHUSON, Terry, rhp ('73)
 WILSON, Bobby, c ('08-12)+
 WILSON, C.J., lhp ('12-15)
 WILSON, Tack, of ('87)#
 WILSON, Trevor, lhp ('98)
 WINDHORN, Gordon, of ('62)#
 WINFIELD, Dave, of/dh ('90-91)#
 WISE, Matt, rhp ('00-03)
 WITT, George, rhp ('62)
 WITT, Mike, lhp ('81-90)
 WOLF, Wally, rhp ('69-70)
WOOD, Blake, rhp ('17-*)
 WOOD, Brandon, inf ('07-11)#
 WOODS, Jake, lhp ('05)
 WOOTEN, Shawn, c/inf ('00-03)#
 WRIGHT, Clyde, lhp ('66-73)
 WRIGHT, Daniel, rhp ('16-17)
 WRIGHT, William, c ('15)
 WYNEGAR, Butch, c ('87-88)*
 WYNNIE, Billy, rhp ('71)

-Y-
 YAN, Esteban, rhp ('05-06)
 YATES, Kirby, rhp ('17)
 YOST, Eddie, inf ('61-62)
 YOUNG, Cliff, lhp ('90-91)
YOUNG, Jr, Eric, inf ('17-*)

-Z-
 ZAHN, Geoff, lhp ('81-85)

CLUB HISTORY



ANGELS OPENING DAY LINEUPS



1961	1962	1963	1964	1965	1966	1967	1968
Yost, 3b Aspromonte, 2b Pearson, rf Kuzewski, 1b Cerv, lf Hunt, cf Brettell, ss Rice, c Grba, p W, 7-2 @ Bal.	Pearson, rf Fregosi, ss L. Thomas, cf Wagner, lf Torres, 3b Yost, 1b Rodgers, c Moran, 2b Grba, p W, 4-1 @ CWS L, 2-1 @ CWS	Pearson, cf Moran, 2b L. Thomas, 1b Wagner, lf Rodgers, c G. Thomas, rf Fregosi, ss Fregosi, ss McBride, p W, 4-1 vs. Bos. @ L.A.	Pearson, lf Moran, 2b Fregosi, ss Adcock, 1b L. Thomas, rf Rodgers, c Simpson, 3b Knoop, 2b Newman, p W, 4-0 @ Was.	Cardenal, cf Fregosi, ss Smith, lf Shockley, 1b Clinton, rf Rodgers, c Schaal, 3b Knoop, 2b Newman, p L, 7-1 vs. Cle. @ L.A.	Cardenal, cf Fregosi, ss Fregosi, ss Adcock, 1b Reichardt, lf Warner, rf Schaal, 3b Rodgers, c Chance, p L, 3-2 @ CWS @ L.A.	Schaal, 3b Fregosi, ss Hall, rf Reichardt, lf Mincher, 1b Cardenal, cf Rodgers, c Knoop, 2b Brunet, p W, 4-5 vs. Det. @ Anaheim	Schaal, 3b Fregosi, ss Mincher, 1b Hinton, rf Reichardt, lf Repoz, cf Rodgers, c Knoop, 2b Brunet, p L, 1-0 @ NYY
1969	1970	1971	1972	1973	1974	1975	1976
Voss, rf Fregosi, ss Johnstone, cf Reichardt, lf Stuart, 1b Rodriguez, 3b Satriano, c Knoop, 2b McGlothlin, p L, 4-3 vs. Sea. Pilots @ Anaheim	Alomar, 2b Fregosi, ss Voss, rf A. Johnson, lf Spencer, 1b Repoz, cf Accue, c Rodriguez, 3b Messersmith, p W, 12-0 @ Mil.	Alomar, 2b Fregosi, ss A. Johnson, lf Conigliaro, rf Spencer, 1b McMullen, 3b Moses, c Berry, cf Wright, p L, 4-1 vs. K.C. @ Anaheim	Alomar, 2b Rivers, cf Cardenas, ss Spencer, 1b McMullen, 3b Pinson, lf Stanton, rf Torborg, c Messersmith, p W, 1-0 vs. Tex. @ Anaheim	Grabarkewitz, 3b Doyle, 2b Pinson, rf Robinson, lf McCraw, dh Spencer, 1b Berry, cf Stephenson, c Alomar, 2b Ryan, p W, 3-2 vs. K.C. @ Anaheim	Rivers, cf Doyle, 2b Valentine, lf Robinson, dh Epstein, 1b Spencer, 1b Stanton, rf Rodriguez, c Chalk, ss Ryan, p W, 8-2 @ CWS	Nettles, cf Valentine, lf Harper, dh Bochte, 1b Lahoud, rf Chalk, 3b Rodriguez, c Remy, 2b Ramirez, ss Ryan, p W, 2 vs. K.C. @ Anaheim	Collins, lf Cerv, 1b Bochte, 1b Melton, dh Herrmann, c Stanton, rf Chalk, 3b Torres, cf Ramirez, ss Tanana, p L, 5-2 vs. Oak. @ Anaheim
1977	1978	1979	1980	1981	1982	1983	1984
Remy, 2b Grieh, ss Bonds, cf Baylor, dh Rudi, lf Baylor, dh Solaleta, 1b Bochte, cf Chalk, 3b Mulliniks, ss Humphrey, c Tanana, p W, 7-0 @ Sea.	Miller, rf Ford, rf Bostock, cf Rudi, lf Rudi, lf Fairly, 1b Chalk, 3b Mulliniks, ss Humphrey, c Tanana, p W, 1-0 vs. Oak. @ Anaheim	Miller, cf Ford, rf Carew, 1b Baylor, dh Rudi, lf Lansford, 3b Downing, c Grieh, 2b Mulliniks, ss Tanana, p L, 5-4 @ Sea.	Collins, cf Lansford, 3b Ford, cf Baylor, dh Carew, 1b Downing, c Rudi, lf Grieh, 2b Patek, ss Frost, p W, 10-2 vs. Cle. @ Anaheim	Carew, 1b Burleson, ss Lynn, cf Baylor, dh Ford, rf Downing, c Brunansky, lf Grieh, 2b Hobson, 3b Zahn, p W, 6-2 @ Sea.	Burleson, ss Lynn, cf Jackson, rf Baylor, dh DeCinces, 3b Downing, lf Foli, ss Boone, c Forsch, p L, 3-2 @ Oak.	Downing, lf Clark, 3b Scoriers, 1b Jackson, dh Lynn, cf DeCinces, 3b Grieh, 2b Foli, ss Boone, c Kison, p W, 3-2 vs. Mil. @ Anaheim	Downing, dh Cerv, 1b Beniquez, lf Jackson, dh Lynn, cf Grieh, 2b Schoffield, ss Boone, c Pettis, cf Forsch, p W, 2-1 vs. Bos. @ Anaheim
1985	1986	1987	1988	1989	1990	1991	1992
Carew, 1b Beniquez, lf Grieh, 2b DeCinces, 3b Downing, dh Jackson, rf Schoffield, ss Boone, c Pettis, cf Witt, p L, 6-2 vs. Min. @ Anaheim	Grieh, 2b Jones, rf Joynier, 1b Jackson, dh DeCinces, 3b Downing, lf White, lf Wynegar, c Burleson, ss Boone, c Pettis, cf Witt, p L, 8-4 @ Sea.	Downing, dh Joynier, 1b DeCinces, 3b Hendrick, rf White, lf Wynegar, c Schoffield, ss Pettis, cf McLemore, 2b Witt, p W, 7-1 vs. Sea. @ Anaheim	McLemore, 2b Ray, lf Davis, rf Joynier, 1b Downing, dh White, cf Howell, 3b Kenny, cf Schoffield, ss Witt, p L, 8-5 @ CWS	Downing, dh Ray, 2b White, cf Joynier, 1b Armas, rf Bichette, lf Washington, rf Parrish, c Schu, 3b Schoffield, ss McLemore, ss Blyleven, p L, 7-4 vs. Sea. @ Anaheim	White, cf Ray, 2b Joynier, 1b Davis, dh Parker, dh Parrish, c Gaetti, 3b Felix, 2b Schoffield, ss Finley, p W, 3-2 @ Sea.	Polonia, lf Sojo, 2b Joynier, 1b Winfield, rf Parker, dh Parrish, c Gaetti, 3b Felix, 2b D'Sarcina, ss Langston, p L, 10-4 vs. CWS @ Anaheim	Polonia, lf Felix, cf Hayes, 1b Brooks, dh Stevens, 1b Gaetti, 3b Parrish, c Felix, 2b D'Sarcina, ss Langston, p L, 10-4 vs. CWS @ Anaheim
1993	1994	1995	1996	1997	1998	1999	2000
Polonia, lf Curtis, cf Pettis, cf Snow, 1b Davis, dh Salmon, rf Gonzales, 3b Easley, 2b D'Sarcina, ss Orton, c Langston, p W, 3-1 vs. Mil. @ Anaheim	Curtis, cf Easley, 2b Salmon, rf Davis, dh Jackson, lf Perez, 1b Myers, c Reynolds, 2b D'Sarcina, ss Langston, p W, 8-2 @ Min.	Phillips, lf Easley, 2b Edmonds, cf Davis, dh Salmon, rf Perez, 3b Snow, 1b Allanson, c D'Sarcina, ss Finley, p L, 5-4 vs. Det. @ Anaheim	Velarde, 2b Edmonds, cf Salmon, rf Davis, dh Snow, 1b Anderson, lf Arias, 3b Fabregas, c D'Sarcina, ss Finley, p L, 15-9 vs. Mil. @ Anaheim	Erstad, 2b Alicia, 2b Edmonds, cf Salmon, rf Hollins, 3b Anderson, lf Murray, dh Leyritz, c D'Sarcina, ss Langston, p L, 6-5 vs. Bos. @ Anaheim	Erstad, 1b Edmonds, cf Hollins, 3b Salmon, rf Fielder, dh Anderson, lf Martin, 2b Walbeck, c D'Sarcina, ss Finley, p W, 4-1 vs. NYY @ Anaheim	Erstad, lf Velarde, 2b Vaughn, 1b Salmon, rf Anderson, cf Greene, dh Glaus, 3b Walbeck, c Sheets, ss Belcher, p W, 6-5 vs. Cle. @ Anaheim	Erstad, lf Kennedy, 2b Vaughn, 1b Salmon, rf Anderson, cf Glaus, 3b Spiezio, dh B. Molina, c D'Sarcina, ss Hill, p L, 3-2 vs. NYY @ Anaheim
2001	2002	2003	2004	2005	2006	2007	2008
Erstad, cf Gil, ss Salmon, rf Glaus, 3b Anderson, lf Hill, dh B. Molina, c Spiezio, 1b Eckstein, 2b Kennedy, 2b Schoeneweis, p L, 3-2 @ Tex.	Eckstein, ss Erstad, cf Salmon, rf Anderson, lf Glaus, 3b Fullmer, dh Glaus, 3b Spiezio, 1b B. Molina, c Gil, 1b Kennedy, 2b Washburn, p L, 6-0 vs. Cle. @ Anaheim	Eckstein, ss Erstad, cf Salmon, rf Anderson, lf Fullmer, dh Glaus, 3b Glaus, 3b Spiezio, 1b B. Molina, c Kennedy, 2b Lackey, p L, 6-3 vs. Tex. @ Anaheim	Eckstein, ss Erstad, 1b Guerrero, rf Anderson, lf Finley, cf Glaus, 3b Quinlan, 3b Cabrera, ss B. Molina, c Figgins, 2b Colon, p W, 2-1 vs. Tex. @ Anaheim	Erstad, 2b DaVannio, dh Guerrero, rf Anderson, lf Finley, cf Quinlan, 3b Cabrera, ss B. Molina, c Figgins, 2b Colon, p W, 2-1 vs. Tex. @ Anaheim	Figgins, 3b Cabrera, ss Guerrero, dh Guerrero, lf Rivera, lf Erstad, cf Kotchman, 1b Cabrera, ss B. Molina, c Kennedy, 2b Colon, p W, 5-4 @ Sea.	Matthews Jr., cf Cabrera, ss Guerrero, lf Anderson, lf Hillenbrand, dh Kotchman, dh Kendrick, 2b Napoli, c Aybar, ss W, 4-1 vs. Tex. @ Anaheim	Figgins, 3b Matthews Jr., dh Guerrero, rf Anderson, lf Hunter, cf Kotchman, 1b Kendrick, 2b Napoli, c Aybar, ss Weaver, p L, 2-3 @ Min.
2009	2010	2011	2012	2013	2014	2015	2016
Figgins, 3b Kendrick, 2b Abreu, rf Guerrero, dh Hunter, cf Morales, 1b Rivera, lf Kendrick, 2b Mathis, c Aybar, ss Saunders, p W, 3-0 vs. Oak. @ Anaheim	Aybar, ss Kendrick, 2b Hunter, cf Matusz, dh Morales, 1b Rivera, lf Kendrick, 2b Wood, 3b Mathis, c Bourjos, cf Weaver, p W, 6-3 vs. Min. @ Anaheim	Itzuris, 3b Kendrick, 2b Abreu, dh Hunter, rf Wells, lf Aybar, ss Trumbo, 1b Mathis, c Bourjos, cf Weaver, p W, 4-2 @ K.C.	Aybar, ss Kendrick, 2b Pujols, 1b Hunter, rf Wells, lf J. Pujols, lf Morales, dh Trumbo, 1b lannetta, c Bourjos, cf Weaver, p W, 5-0 vs. K.C. @ Anaheim	Trout, cf Aybar, ss Pujols, 1b Hamilton, rf Trumbo, lf Kendrick, 2b Callaspo, 3b lannetta, c Weaver, p W, 3-1 @ Cin.	Calhoun, rf Trout, cf Pujols, 1b Joyce, lf Freese, 3b Ibanez, dh Kendrick, 2b Callaspo, 3b lannetta, c Aybar, ss Weaver, p L, 3-10 vs. Sea. @ Anaheim	Calhoun, rf Trout, cf Pujols, 1b Joyce, lf Freese, 3b Aybar, ss Cron, dh lannetta, c Givottella, 2b Weaver, p L, 1-4 @ Sea.	Escobar, 3b Nava, lf Trout, cf Pujols, 1b Calhoun, rf Cron, 1b Simmons, ss Perez, c Givottella, 2b Richards, p L, 0-9 vs. CHC @ Anaheim
2017							
Escobar, 3b Calhoun, rf Trout, cf Pujols, dh Cron, 1b Maybin, lf Simmons, ss Espinoza, 2b Maldonado, c Nolasco, p L, 2-4 @ Oak.							

CLUB HISTORY



YEAR-BY-YEAR STATISTICAL REVIEW



1961 ANGELS BATTING

PLAYER	AVG	G	AB	R	H	TB	2B	3B	HR	RBI	SH	SF	HP	BB	IBB	SO	SB	CS
Ardell	.250	7	4	1	1	1	0	0	0	0	1	0	0	1	0	2	0	0
Aspromonte	.223	66	238	29	53	69	10	0	2	14	3	0	2	33	1	21	0	0
Averill	.266	115	323	56	86	158	9	0	21	59	1	4	2	62	1	70	1	0
Beccquer	.000	11	8	0	0	0	0	0	0	0	0	0	0	1	0	5	0	0
Bilko	.279	114	294	49	82	160	16	1	20	59	0	2	0	58	2	81	1	1
Bowsfield	.137	46	51	5	7	10	1	1	0	2	2	0	0	2	0	19	0	0
Brickell	.122	21	49	3	6	6	0	0	0	3	0	0	0	6	0	9	0	0
Bridges	.240	84	229	20	55	68	5	1	2	15	4	0	1	26	0	37	1	0
Burke	.000	6	5	0	0	0	0	0	0	0	0	0	0	0	0	1	0	0
Casale	.462	13	13	2	6	11	2	0	1	2	0	0	0	1	0	4	0	0
Cerv	.158	18	57	3	9	18	3	0	2	6	1	1	0	1	0	8	0	0
Chance	.000	5	5	0	0	0	0	0	0	0	0	0	0	0	0	2	0	0
Clevenger	.000	12	3	0	0	0	0	0	0	0	0	0	0	0	0	1	0	0
Donohue	.148	38	27	0	4	5	1	0	0	1	0	0	0	0	0	7	0	0
Duren	.040	40	25	2	1	1	0	0	0	3	1	0	0	3	0	15	0	0
Fowler	.077	53	13	1	1	1	0	0	0	0	3	0	0	0	0	3	0	0
Fregosi	.222	11	27	7	6	6	0	0	0	3	1	0	0	1	0	4	0	0
Garver	.000	12	6	0	0	0	0	0	0	0	0	0	0	0	0	3	0	0
Grba	.234	42	64	8	15	24	3	0	2	11	8	1	1	6	0	17	0	0
Hamlin	.209	42	91	4	19	25	3	0	1	5	1	1	1	11	2	9	0	1
Heman	.000	6	1	0	0	0	0	0	0	0	0	0	0	0	0	1	0	0
Hunt	.255	149	479	70	122	232	29	3	25	84	3	6	4	49	1	120	8	2
James	.000	43	13	3	0	0	0	0	0	0	0	0	1	0	0	5	0	0
Johnson	.000	1	0	0	0	0	0	0	0	0	0	0	0	0	0	0	0	0
Kline	.097	26	31	0	3	3	0	0	0	0	3	0	0	1	0	17	0	0
Kluszewski	.243	107	263	32	64	121	12	0	15	39	0	3	0	24	5	23	0	0
Koppe	.251	91	338	46	85	116	12	2	5	40	6	2	1	45	0	77	3	3
Leek	.226	57	199	16	45	71	9	1	5	20	3	0	2	7	0	54	0	1
McBride	.084	45	83	5	7	10	3	0	0	2	6	0	0	3	0	35	0	0
Moeller	.207	35	29	2	6	7	1	0	0	2	1	0	0	8	0	14	0	0
Moran	.260	54	173	17	45	60	7	1	2	22	6	1	1	17	1	16	0	0
Morgan	.083	59	12	1	1	1	0	0	0	0	0	0	0	1	0	4	0	0
Pearson	.288	144	427	92	123	171	21	3	7	41	7	2	3	96	1	40	11	3
Rice	.241	44	83	11	20	36	4	0	4	11	3	1	0	20	5	19	0	1
Rodgers	.321	16	56	8	18	26	2	0	2	13	0	0	0	1	0	6	0	0
Sadowski	.232	69	164	16	38	63	13	0	4	12	2	1	0	11	1	33	2	3
Satirano	.198	35	96	15	19	29	5	1	1	8	1	0	1	12	0	16	2	0
Semproch	.000	2	0	0	0	0	0	0	0	0	0	0	0	0	0	0	0	0
Spring	.000	18	8	0	0	0	0	0	0	0	3	0	0	1	0	5	0	0
Sprout	.000	1	0	0	0	0	0	0	0	0	1	0	0	0	0	0	0	0
Tanner	.125	7	8	0	1	1	0	0	0	0	0	0	0	2	0	2	0	0
Thomas, G.	.280	79	282	39	79	132	12	1	13	59	3	2	3	21	1	66	3	6
Thomas, L.	.284	130	450	77	128	221	11	5	24	70	2	3	2	47	2	74	0	5
Throneberry	.194	24	31	1	6	7	1	0	0	1	0	0	0	5	0	10	0	0
Wagner	.280	133	453	74	127	234	19	2	28	79	0	7	3	48	2	65	5	1
Yost	.202	76	213	29	43	56	4	0	3	15	2	0	0	2	50	0	48	0
TOTALS	.245	161	5424	744	1331	2160	218	22	189	700	80	37	30	681	25	1068	37	28

1961 ANGELS PITCHING

PITCHER	W-L	ERA	G	GS	CG	SHO	SV	IP	H	R	ER	HR	HB	BB	IB	SO	WP	BK
Bowsfield	11-8	3.73	41	21	4	1	0	157	154	75	65	18	1	63	3	88	3	0
Casale	1-5	6.54	13	7	0	0	0	42.2	52	34	31	9	1	25	0	35	6	0
Chance	0-2	7.00	5	4	0	0	0	18	33	15	14	0	1	5	1	11	1	0
Clevenger	2-1	1.69	12	0	0	0	1	16	13	5	3	1	0	13	1	11	1	0
Donohue	4-6	4.31	38	7	0	0	1	100.1	93	48	48	16	0	50	5	79	2	0
Duren	6-12	5.18	40	14	1	1	2	99	87	70	57	13	3	75	1	108	7	0
Fowler	5-8	3.64	53	3	0	0	11	89	68	42	36	12	0	29	3	78	1	0
Garver	0-3	4.59	12	2	0	0	0	29	40	18	18	2	0	16	0	9	1	0
Grba	11-13	4.25	40	30	8	0	2	212	197	119	100	26	7	114	10★	105	6	1
Heman	0-0	1.80	6	0	0	0	0	10	4	3	2	1	1	2	0	2	0	0
James	0-2	5.30	36	3	0	0	0	71.1	66	44	42	12	2	54	1	41	5	0
Kline	3-6	4.90	26	12	0	0	0	104.2	119	62	57	16	1	44	5	70	2	1
McBride	12-15	3.64	38	36	11	1	1	242	229	114	98	28	7	102	4	180	8	0
Moeller	4-8	5.81	33	18	1	1	0	113	122	80	73	15	2	83	0	87	8	0
Morgan	8-2	2.35	59	0	0	0	10	92	74	31	24	7	5	17	3	39	0	0
Semproch	0-0	9.00	2	0	0	0	0	1	1	2	1	0	0	3	0	1	1	0
Spring	3-0	4.26	18	4	0	0	0	38	35	19	18	4	3	15	2	27	1	0
Sprout	0-0	4.50	1	1	0	0	0	4	4	3	2	0	0	3	0	2	0	0
TOTALS	70-91	4.31	161	161	25	4	28	1439	1391	784	689	180	34	713	39	973	53	2

WIN STREAK: 7, July 2-7
★ Led or tied league

LOSING STREAK: 9, June 11-16

CLUB HISTORY



YEAR-BY-YEAR STATISTICAL REVIEW



1962 ANGELS BATTING

PLAYER	AVG	G	AB	R	H	TB	2B	3B	HR	RBI	SH	SF	HP	BB	IBB	SO	SB	CS
Averill	.219	92	187	21	41	62	9	0	4	22	0	1	1	43	3	47	0	0
Belinsky	.167	34	60	1	10	10	0	0	0	2	2	0	7	0	24	0	0	
Bilko	.287	64	164	26	47	82	9	1	8	38	0	7	2	25	0	35	1	1
Botz	.000	35	9	1	0	0	0	0	0	0	1	0	0	0	0	3	0	0
Bowsfield	.162	44	37	7	6	7	1	0	0	1	4	0	0	6	0	15	0	0
Burgess	.196	87	143	17	28	43	7	1	2	13	2	2	0	36	8	20	2	0
Burke	.266	19	64	8	17	30	1	0	4	14	0	0	1	5	1	11	0	0
Chance	.062	50	65	1	4	4	0	0	0	1	7	0	0	3	0	29	0	0
Consolo	.100	28	20	4	2	2	0	0	0	0	0	0	0	3	0	11	2	0
Coughtry	.182	11	22	0	4	4	0	0	0	2	0	0	0	0	0	6	0	0
Darwin	.000	1	1	0	0	0	0	0	0	0	0	0	0	0	0	1	0	0
Donohue	.250	12	4	1	1	1	0	0	0	1	1	0	0	1	0	2	0	0
Duren	.067	42	15	1	1	2	1	0	0	0	1	0	0	0	0	9	0	0
Fowler	.273	48	11	1	3	3	0	0	0	4	0	0	0	1	0	2	0	0
Fregosi	.291	58	175	15	51	71	3	4	3	23	2	1	0	18	1	27	2	1
Grba	.207	42	58	5	12	16	1	0	1	7	3	0	0	4	0	14	0	0
Hunt	.182	13	11	4	2	5	0	0	1	1	0	0	0	1	0	5	1	0
Kirkpatrick	.000	3	6	0	0	0	0	0	0	0	0	0	0	0	0	2	0	0
Koppe	.227	128	375	47	85	113	16	0	4	40	9	5	2	73	3	84	2	1
Lee	.184	27	49	0	9	10	1	0	0	1	2	0	0	0	0	18	0	0
Leek	.143	7	14	0	2	2	0	0	0	0	0	0	0	0	0	6	0	0
Leja	.000	7	16	0	0	0	0	0	0	0	1	0	0	1	0	6	0	0
McBride	.164	24	55	6	9	14	2	0	1	2	0	0	0	0	0	23	0	0
Moran	.282	160	659	90	186	268	25	3	17	74	14	5	4	39	2	80	5	1
Morgan	.000	48	6	0	0	0	0	0	0	0	2	0	0	0	0	3	0	0
Navarro	.500	9	2	0	1	1	0	0	0	0	0	0	0	0	0	0	0	0
Newman	.000	4	1	0	0	0	0	0	0	0	0	0	0	0	0	0	0	0
Nuxhall	.000	5	0	0	0	0	0	0	0	0	0	0	0	0	0	0	0	0
Osinski	.000	33	11	1	0	0	0	0	0	0	1	0	1	1	0	3	0	0
Pearson	.261	160	614	115★	160	216	29	6	5	42	7	1	1	95	3	36	15	6
Rodgers	.258	155	565	65	146	210	34	6	6	61	6	8	0	45	6	68	1	8
Sadowski	.200	27	55	4	11	18	4	0	1	3	0	0	0	2	0	14	1	0
Satriano	.421	10	19	4	8	16	2	0	2	6	0	0	0	0	0	1	0	0
Simpson	.250	6	8	1	2	3	1	0	0	1	0	0	0	2	0	3	0	0
Spring	.091	57	11	0	1	1	0	0	0	0	1	0	0	0	0	7	0	0
Tanner	.125	7	8	0	1	1	0	0	0	0	0	0	0	0	0	0	0	0
Thomas, G.	.238	56	181	13	43	69	10	2	4	12	0	0	1	21	0	37	0	0
Thomas, L.	.290	160	583	88	169	272	21	2	26	104	4	4	6	55	3	74	6	1
Torres	.259	127	451	44	117	177	19	4	11	74	4	4	4	28	5	73	0	0
Wagner	.268	160	612	96	164	306	21	5	37	107	7	4	5	50	4	87	7	5
Windhorn	.178	40	45	9	8	14	6	0	0	1	1	0	0	7	1	10	1	1
Witt	.333	5	3	0	1	1	0	0	0	0	0	0	0	0	0	0	0	0
Yost	.240	52	104	22	25	36	9	1	0	10	0	1	1	30	0	21	0	2
TOTALS	.250	162	5499	718	1377	2090	232	35	137	667	82	43	29	602	40	917	46	27

1962 ANGELS PITCHING

PITCHER	W-L	ERA	G	GS	CG	SHO	SV	IP	H	R	ER	HR	HB	BB	IB	SO	WP	BK
Belinsky	10-11	3.56	33	31	5	3	1	187.1	149	86	74	12	13	122★	3	145	9	0
Botz	2-1	3.43	35	0	0	0	2	63	71	30	24	7	2	11	0	24	0	1
Bowsfield	9-8	4.40	34	25	1	0	1	139	154	82	68	12	2	40	0	52	3	0
Chance	14-10	2.96	50	24	6	2	8	207	195	83	68	14	5	66	5	127	2	0
Darwin	0-1	12.00	1	1	0	0	0	3.1	8	6	4	0	0	4	0	6	0	0
Donohue	1-0	3.70	12	1	0	0	0	24.1	24	14	10	4	2	11	0	14	1	0
Duren	2-9	4.44	42	3	0	0	8	71	53	38	35	1	6	57	2	74	4	1
Fowler	4-3	2.81	48	0	0	0	5	77	67	25	24	6	1	25	3	38	1	0
Grba	8-9	4.55	40	29	1	0	1	176	185	101	89	19	2	75	5	90	4	1
Lee	8-8	3.11	27	22	4	2	1	153.1	153	64	53	12	3	39	1	74	2	0
McBride	11-5	3.50	24	23	6	4	0	149.1	136	66	58	9	9	70	3	83	5	0
Morgan	5-2	2.90	48	0	0	0	9	59.1	53	23	19	6	1	19	6	29	2	0
Navarro	1-1	4.80	9	0	0	0	0	15	20	9	8	2	0	4	2	11	3	0
Newman	0-1	10.50	4	1	0	0	0	6.1	11	7	7	0	0	3	1	4	0	0
Nuxhall	0-0	10.80	5	0	0	0	0	5.1	7	6	6	0	1	5	0	2	0	0
Osinski	6-4	2.82	33	0	0	0	4	54.1	45	22	17	3	0	30	3	44	1	0
Spring	4-2	4.02	57	0	0	0	6	65	66	32	29	7	2	30	10	31	2	0
Tanner	1-1	8.10	5	2	0	0	0	10	15	12	9	4	0	5	0	10	0	0
TOTALS	86-76	3.70	162	162	23	11	46	1466	1412	706	602	118	49	616	44	858	39	3

WIN STREAK: 5, June 8-12 & July 17-21

LOSING STREAK: 6, Sept. 12-18

CLUB HISTORY



YEAR-BY-YEAR STATISTICAL REVIEW



1963 ANGELS BATTING

PLAYER	AVG	G	AB	R	H	TB	2B	3B	HR	RBI	SH	SF	HP	BB	IBB	SO	SB	CS
Belinsky	.074	13	27	0	2	2	0	0	0	1	0	0	0	1	0	11	0	0
Chance	.150	45	80	5	12	13	1	0	0	3	7	0	0	2	0	38	0	0
Dees	.307	60	202	23	62	84	11	1	3	27	3	3	8	11	1	31	3	3
Duliba	.000	6	1	0	0	0	0	0	0	0	0	0	0	0	0	0	0	0
Foiles	.214	41	84	8	18	33	1	1	4	10	1	0	1	8	1	13	0	0
Fowler	.222	57	9	3	2	2	0	0	0	0	2	0	0	1	0	5	0	0
Foytack	.267	26	15	0	4	4	0	0	0	0	2	0	0	1	0	4	0	0
Fregosi	.287	154	592	83	170	250	29	12	9	50	9	5	0	36	3	104	2	2
Gatewood	.000	4	8	0	0	0	0	0	0	0	0	0	0	0	0	5	0	0
Grba	.000	13	3	0	0	0	0	0	0	0	0	0	0	1	0	1	0	0
Hunt	.183	59	142	17	26	49	6	1	5	16	2	0	0	15	2	49	0	1
Kirkpatrick	.195	34	77	4	15	26	5	0	2	7	0	1	1	6	0	19	1	0
Koppe	.210	76	143	11	30	39	4	1	1	12	1	2	1	9	1	30	0	0
Kostro	.222	43	99	6	22	32	2	1	2	10	0	1	0	6	0	17	0	0
Lee, D.	.156	40	45	2	7	8	1	0	0	1	7	0	0	0	0	17	0	0
Lee, M.	.000	6	7	0	0	0	0	0	0	0	0	0	0	0	0	2	0	0
McBride	.172	38	87	9	15	23	6	1	0	6	5	3	0	1	0	32	0	0
Moeller	.000	3	0	0	0	0	0	0	0	0	0	0	0	0	0	0	0	0
Moran	.275	153	597	67	164	224	29	5	7	65	10	7	3	31	2	57	1	1
Morgan	.000	13	1	0	0	0	0	0	0	0	0	0	0	0	0	1	0	0
Navarro	.200	57	15	1	3	3	0	0	0	0	1	0	0	2	0	5	0	0
Nelson	.091	39	11	0	1	1	0	0	0	0	0	0	0	0	0	3	0	0
Newman	.250	12	16	1	4	4	0	0	0	0	0	0	0	0	0	7	0	0
Osinski	.111	47	45	3	5	5	0	0	0	2	2	1	1	0	0	11	0	0
Pearson	.304	154	578	92	176	230	26	5	6	47	10	1	3	92	5	37	17	10
Perry	.253	61	166	16	42	60	9	0	3	14	1	2	3	9	2	31	1	1
Piersall	.308	20	52	4	16	17	1	0	0	4	3	0	0	5	0	5	0	1
Rodgers	.233	100	300	24	70	88	6	0	4	23	7	2	2	29	2	35	2	2
Sadowski, E.	.172	80	174	24	30	45	1	1	4	15	2	1	0	17	5	33	2	1
Sadowski, R.	.250	88	144	12	36	45	6	0	1	22	1	2	0	15	2	34	2	1
Satriano	.180	23	50	1	9	10	1	0	0	2	0	0	0	9	2	10	0	0
Spring	.333	45	3	0	1	1	0	0	0	0	0	0	0	0	0	2	0	0
Thomas, G.	.210	53	167	14	35	56	7	1	4	15	1	0	1	9	1	32	0	0
Thomas, L.	.220	149	528	52	116	167	12	6	9	55	2	2	9	53	6	82	6	0
Torres	.261	138	463	40	121	167	32	1	4	51	5	6	3	30	0	73	1	0
Turley	.160	19	25	2	4	8	1	0	1	3	0	0	0	0	0	7	0	0
Wagner	.291	149	550	73	160	251	11	1	26	90	0	7	7	49	8	73	5	7
TOTALS	.250	161	5506	597	1378	1947	208	38	95	551	84	46	431	448	43	916	43	30

1963 ANGELS PITCHING

PITCHER	W-L	ERA	G	GS	CG	SHO	SV	IP	H	R	ER	HR	HB	BB	IB	SO	WP	BK
Belinsky	2-9	5.73	13	13	2	0	0	77	78	54	49	12	4	35	2	60	2	0
Chance	13-18	3.19	45	35	6	2	3	248	229	109	88	10	10	90	7	168	7	1
Duliba	1-1	1.13	6	0	0	0	1	7.2	3	1	1	0	0	6	0	4	0	0
Fowler	5-3	2.43	57	0	0	0	7	89	70	26	24	5	0	19	8	53	1	0
Foytack	5-5	3.71	25	8	0	0	1	70.1	68	35	29	9	0	29	6	37	1	1
Gatewood	1-1	1.50	4	3	1	0	0	24	12	5	4	0	0	16	0	13	2	0
Grba	1-2	4.76	12	1	0	0	0	17.1	14	9	9	2	1	10	1	5	1	0
Lee, D.	8-11	3.68	40	22	3	2	1	154	148	74	63	12	9	51	4	89	5	0
Lee, M.	1-1	3.81	6	4	0	0	0	26	30	11	11	3	1	14	0	11	3	0
McBride	13-12	3.26	36	36	11	2	0	251	198	101	91	22	14	82	1	147	6	0
Moeller	0-0	6.75	3	0	0	0	0	2.2	5	2	2	1	0	1	0	2	1	1
Morgan	0-0	5.63	13	0	0	0	1	16.1	20	11	11	1	3	6	1	7	1	0
Navarro	4-5	2.90	57	0	0	0	5	90.1	75	36	29	7	2	32	6	53	4	0
Nelson	2-3	5.26	36	3	0	0	1	52.2	55	34	31	7	2	32	5	41	4	0
Newman	1-5	5.32	12	8	0	0	0	44	56	27	26	6	2	15	2	16	2	1
Osinski	8-8	3.28	47	16	4	1	0	159.1	145	66	58	15	2	80	6	100	6	0
Spring	3-0	3.08	45	0	0	0	1	38	40	18	13	3	0	9	0	13	0	1
Turley	2-7	3.30	19	12	3	2	0	87.1	71	41	32	5	2	51	6	70	2	0
TOTALS	70-91	3.52	161	161	30	9	21	1455	1317	660	570	120	52	578	55	889	48	5

WIN STREAK: 5, June 15-19 & July 27-30

LOSING STREAK: 10, June 30-July 12

CLUB HISTORY



YEAR-BY-YEAR STATISTICAL REVIEW



1964 ANGELS BATTING

PLAYER	AVG	G	AB	R	H	TB	2B	3B	HR	RBI	SH	SF	HP	BB	IBB	SO	SB	CS
Adcock	.268	118	366	39	98	174	13	0	21	64	0	1	0	48	4	61	0	2
Belinsky	.095	23	42	2	4	5	1	0	0	1	5	0	0	2	0	11	0	0
Brunet	.182	10	11	0	2	2	0	0	0	1	1	0	1	0	0	5	0	0
Chance	.079	46	89	3	7	7	0	0	0	0	8	0	0	3	0	53	0	0
Clinton	.248	91	306	30	76	121	18	0	9	38	3	3	1	31	0	40	3	0
Dees	.077	26	26	3	2	3	1	0	0	1	0	0	1	1	0	4	1	2
Duliba	.000	58	5	1	0	0	0	0	0	0	1	0	0	0	0	2	0	0
Foiles	.250	4	4	0	1	1	0	0	0	0	0	0	0	0	0	2	0	0
Fowler	.000	4	1	0	0	0	0	0	0	0	0	0	0	0	0	1	0	0
Foytack	.000	2	0	0	0	0	0	0	0	0	0	0	0	0	0	0	0	0
Fregosi	.277	147	505	86	140	234	22	9	18	72	6	4	4	72	2	87	8	3
Gatewood	.100	23	20	3	2	2	0	0	0	1	0	0	0	0	0	13	0	0
Green	.250	39	92	13	23	31	2	0	2	4	0	1	1	10	0	8	2	0
Hiatt	.375	9	16	2	6	6	0	0	0	2	0	0	0	2	0	3	0	0
Kelso	.000	10	6	1	0	0	0	0	0	0	0	0	0	1	0	5	0	0
Kirkpatrick	.242	75	219	20	53	78	13	3	2	22	0	4	2	23	6	30	2	2
Knoop	.216	162	486	42	105	136	8	1	7	38	7	3	5	46	6	109	3	2
Koppe	.257	54	113	10	29	35	4	1	0	6	2	0	0	14	1	16	0	0
Latman	.125	40	40	2	5	7	2	0	0	4	2	0	0	0	0	9	0	0
Lee, D.	.261	33	23	2	6	8	2	0	0	2	0	0	0	1	0	5	0	0
Lee, R.	.000	64	22	0	0	0	0	0	0	0	0	0	0	1	0	19	0	0
McBride	.214	29	28	0	6	6	0	0	0	2	2	0	1	6	0	7	0	0
Meyer	.000	6	5	0	0	0	0	0	0	0	2	0	0	0	0	3	0	0
Moran	.268	50	198	26	53	65	10	1	0	11	6	1	1	13	1	20	1	3
Navarro	.000	5	2	0	0	0	0	0	0	0	0	0	0	0	0	2	0	0
Newman	.180	39	61	5	11	14	0	0	1	3	5	0	0	4	0	23	0	0
Osinski	.056	47	18	1	1	1	0	0	0	0	2	0	0	1	0	5	0	0
Pearson	.223	107	265	34	59	72	5	1	2	16	4	0	1	35	2	22	6	4
Perry	.276	70	221	19	61	80	8	1	3	16	1	1	0	14	0	52	1	1
Piersall	.314	87	255	28	80	97	11	0	2	13	4	1	0	16	1	32	5	3
Power	.249	68	221	17	55	70	6	0	3	13	4	3	1	8	0	14	1	1
Reichardt	.162	11	37	0	6	6	0	0	0	0	0	0	0	1	1	12	1	0
Rodgers	.243	148	514	38	125	161	18	3	4	54	7	7	4	40	11	71	4	3
Satriano	.200	108	225	18	51	63	9	0	1	17	2	2	0	30	3	37	0	2
Schaal	.125	17	32	3	4	4	0	0	0	0	0	0	0	2	0	5	0	1
Simpson	.140	21	50	11	7	14	1	0	2	4	0	0	0	8	0	15	2	2
Smith	.301	118	359	46	108	167	14	6	11	51	1	3	2	8	1	39	7	5
Spring	.000	6	0	0	0	0	0	0	0	0	0	0	0	0	0	0	0	0
Sukla	.000	2	0	0	0	0	0	0	0	0	0	0	0	0	0	0	0	0
Thomas	.273	47	172	14	47	63	8	1	2	24	3	1	0	18	1	22	1	0
Torres	.231	100	277	25	64	110	10	0	12	28	0	2	1	13	0	56	1	3
TOTALS	.242	162	5362	544	1297	1843	186	27	102	508	78	37	26	472	40	920	49	39

1964 ANGELS PITCHING

PITCHER	W-L	ERA	G	GS	CG	SHO	SV	IP	H	R	ER	HR	HB	BB	IB	SO	WP	BK
Belinsky	9-8	2.86	23	22	4	1	0	135.1	120	45	43	8	6	49	5	91	10	1
Brunet	2-2	3.61	10	7	0	0	0	42.1	38	17	17	2	0	25	1	36	1	0
Chance	20-9	1.65	46	35	15	11	4	278.1	194	56	51	7	2	86	9	207	9	0
Duliba	6-4	3.61	58	0	0	0	9	72.1	80	35	29	5	1	22	3	33	3	0
Fowler	0-2	10.29	4	0	0	0	1	7	8	8	8	2	1	5	2	5	0	0
Foytack	0-1	15.43	2	0	0	0	0	2.1	4	4	4	2	0	2	1	1	0	0
Gatewood	3-3	2.24	15	7	0	0	0	60.1	59	18	15	4	1	12	1	25	2	0
Kelso	2-0	2.28	10	1	1	1	0	23.2	19	6	6	3	1	9	0	21	1	0
Latman	6-10	3.85	40	18	2	1	2	138	128	72	59	15	7	52	6	81	1	0
Lee, D.	5-4	2.71	33	8	0	0	2	89.2	99	39	27	6	1	25	1	73	1	0
Lee, R.	6-5	1.51	64	5	0	0	19	137	87	31	23	6	1	58	8	111	3	0
McBride	4-13	5.26	29	21	0	0	1	116.1	104	77	68	14	16	75	0	66	3	0
Meyer	1-1	5.00	6	5	0	0	0	18	25	10	10	2	1	13	0	13	0	0
Navarro	0-0	1.93	5	0	0	0	1	9.1	5	2	2	0	2	5	0	8	0	0
Newman	13-10	2.75	32	28	7	2	0	190	177	68	58	9	7	39	8	83	2	0
Osinski	3-3	3.48	47	4	1	1	2	93	87	47	36	8	2	39	7	88	4	0
Smith	1-4	2.84	15	1	0	0	0	31.2	34	13	10	5	1	10	1	20	2	0
Spring	1-0	2.70	6	0	0	0	0	3.1	3	1	1	1	0	3	1	0	0	0
Sukla	0-1	6.75	2	0	0	0	0	2.2	2	2	2	1	0	1	0	3	0	0
TOTALS	82-80	2.91	162	162	30	17	41	1450.2	1273	551	469	100	50	530	54	965	42	1

WIN STREAK: 11, June 16-26

LOSING STREAK: 5, May 27-June 1 & June 27-July 1

CLUB HISTORY



YEAR-BY-YEAR STATISTICAL REVIEW



1965 ANGELS BATTING

PLAYER	AVG	G	AB	R	H	TB	2B	3B	HR	RBI	SH	SF	HP	BB	IBB	SO	SB	CS
Adcock	.241	122	349	30	84	140	14	0	14	47	0	0	1	37	3	74	2	2
Brunet	.054	41	56	3	3	5	2	0	0	1	6	0	0	4	0	34	0	1
Cardenal	.250	134	512	58	128	188	23	2	11	57	3	6	2	27	1	72	37	17
Chance	.093	36	75	3	7	8	1	0	0	5	5	0	0	5	0	56	0	0
Cimoli	.000	4	5	1	0	0	0	0	0	1	0	1	0	0	0	2	0	0
Clinton	.243	89	222	29	54	75	12	3	1	8	2	1	1	23	1	37	2	3
Coates	.000	17	1	0	0	0	0	0	0	0	0	0	0	0	0	0	0	0
Dees	.156	12	32	1	5	5	0	0	0	1	0	0	0	1	1	8	1	2
Egan	.263	18	38	3	10	12	0	1	0	1	0	0	0	3	0	12	0	0
Fregosi	.277	161	602	66	167	245	19	7	15	64	15	8	4	54	4	107	13	5
Gatewood	.214	46	14	1	3	4	1	0	0	0	0	0	2	0	5	0	1	
Gotay	.247	40	77	6	19	26	4	0	1	3	1	0	0	4	2	9	0	0
Hernandez	.333	6	6	2	2	3	1	0	0	1	0	0	0	0	1	1	0	0
Kirkpatrick	.260	19	73	8	19	33	5	0	3	8	2	0	0	3	0	9	1	2
Knoop	.269	142	465	47	125	178	24	4	7	43	6	2	0	31	5	101	3	2
Koppe	.212	23	33	3	7	11	1	0	1	2	0	0	0	3	1	10	1	0
Latman	.000	18	2	0	0	0	0	0	0	0	0	0	0	0	1	0	0	0
Lee, D.	.333	10	3	0	1	2	1	0	0	0	0	0	0	0	1	0	0	0
Lee, R.	.143	69	21	1	3	6	0	0	1	3	4	0	1	0	0	7	0	0
Lopez	.203	52	69	10	14	19	2	0	1	2	7	1	0	2	0	23	1	0
McBride	.000	8	5	0	0	0	0	0	0	0	0	0	0	1	0	3	0	0
McGlothlin	.000	3	6	0	0	0	0	0	0	0	0	0	0	0	0	3	0	0
May	.200	30	30	2	6	9	3	0	0	1	2	0	1	4	0	15	0	0
Newman	.095	36	74	4	7	11	1	0	1	5	7	2	0	7	0	34	0	0
Pearson	.278	122	360	41	100	133	17	2	4	21	8	0	2	51	0	17	12	1
Piche	.000	14	1	0	0	0	0	0	0	0	0	0	0	0	0	0	0	0
Piersall	.268	53	112	10	30	45	5	2	2	12	3	0	1	5	1	15	2	2
Power	.259	124	197	11	51	63	7	1	1	20	6	0	1	5	1	13	2	2
Ranew	.209	41	91	12	19	26	4	0	1	10	2	2	0	7	0	22	0	0
Reichardt	.267	20	75	8	20	27	4	0	1	6	0	0	1	5	0	12	4	1
Rodgers	.209	132	411	33	86	109	14	3	1	32	4	8	3	35	9	61	4	5
Roof	.136	9	22	1	3	3	0	0	0	0	0	0	0	0	0	6	0	0
Sanford	.143	9	7	0	1	1	0	0	0	0	1	0	0	0	0	2	0	0
Satriano	.165	47	79	8	13	18	2	0	1	4	0	0	0	10	1	10	1	1
Schaal	.224	155	483	48	108	151	12	2	9	45	7	4	1	61	8	88	6	3
Shockley	.187	40	107	5	20	28	2	0	2	17	0	2	1	9	0	16	0	0
Simpson	.222	8	27	2	6	7	1	0	0	3	0	1	0	2	0	8	1	0
Smith, B.G.	.228	23	57	1	13	16	3	0	0	5	1	1	1	2	0	10	0	1
Smith, W.	.261	136	459	52	120	194	14	9	14	57	1	5	1	32	10	60	9	8
Spangler	.260	51	96	17	25	26	1	0	0	1	0	0	0	8	0	9	4	0
Sukla	.000	25	0	0	0	0	0	0	0	0	0	0	0	0	0	0	0	0
Wantz	.000	1	0	0	0	0	0	0	0	0	0	0	0	0	0	0	0	0
TOTALS	.239	162	5354	527	1279	1827	200	36	92	486	93	44	22	443	48	973	107	59

1965 ANGELS PITCHING

PITCHER	W-L	ERA	G	GS	CG	SHO	SV	IP	H	R	ER	HR	HB	BB	IB	SO	WP	BK
Brunet	9-11	2.56	41	26	8	3	2	197	149	64	56	9	3	69	8	141	3	3
Chance	15-10	3.15	36	33	10	4	0	225.2	197	86	79	12	9	101	10	164	6	3
Coates	2-0	3.54	17	0	0	0	3	28	23	13	11	1	0	16	2	15	1	0
Gatewood	4-5	3.42	46	3	0	0	0	92	91	41	35	5	1	37	3	37	9	0
Latman	1-1	2.84	18	0	0	0	0	31.2	30	12	10	3	0	16	3	18	2	0
Lee, D.	0-1	6.28	10	0	0	0	0	14.1	21	11	10	4	1	5	2	12	1	0
Lee, R.	9-7	1.92	69	0	0	0	23	131	95	35	28	11	1	42	8	89	1	1
Lopez	14-13	2.93	35	32	8	1	1	215.1	185	79	70	12	4	82	6	122	10	0
May	4-9	3.92	30	19	2	1	0	124	111	59	54	7	4	78	1	76	9	0
McBride	0-3	6.14	8	4	0	0	0	22	24	17	15	1	2	14	0	11	1	0
McGlothlin	0-3	3.50	3	3	1	0	0	18	18	9	7	1	0	7	1	9	0	0
Newman	14-16	2.93	36	36	10	2	0	260.2	225	94	85	15	1	64	10	109	6	1
Piche	0-3	6.86	14	1	0	0	0	19.2	20	15	15	5	0	12	2	14	1	0
Sanford	1-2	4.60	9	5	0	0	1	29.1	35	16	15	2	0	10	1	13	2	1
Sukla	2-3	4.50	25	0	0	0	3	32	32	16	16	3	1	10	2	15	0	0
Wantz	0-0	18.00	1	0	0	0	0	1	3	2	2	0	0	0	0	2	0	0
TOTALS	75-87	3.17	162	162	39	11	33	1441.2	1259	569	508	91	27	563	59	847	52	9

WIN STREAK: 5, May 3-7

LOSING STREAK: 5, June 23-27

CLUB HISTORY



YEAR-BY-YEAR STATISTICAL REVIEW



1966 ANGELS BATTING

PLAYER	AVG	G	AB	R	H	TB	2B	3B	HR	RBI	SH	SF	HP	BB	IBB	SO	SB	CS
Adcock	.273	83	231	33	63	133	10	3	18	48	0	3	0	31	6	48	2	2
Bailey	.000	5	3	0	0	0	0	0	0	0	0	0	1	0	1	0	0	0
Brunet	.103	41	68	5	7	11	1	0	1	3	1	0	0	2	0	34	0	0
Burdette	.125	54	8	0	1	1	0	0	0	1	0	0	0	0	0	3	0	0
Cardenal	.276	154	561	67	155	224	15	3	16	48	3	4	4	34	5	69	24	11
Chance	.026	41	76	1	2	2	0	0	0	0	8	0	1	3	0	54	0	0
Coates	.091	9	11	1	1	1	0	0	0	0	0	0	0	0	0	9	0	0
Egan, D.	.000	11	1	0	0	0	0	0	0	0	0	0	0	0	0	0	0	0
Egan, T.	.000	7	11	0	0	0	0	0	0	0	0	0	0	1	0	5	0	0
Fregosi	.252	162	611	78	154	239	32	7	13	67	10	6	2	67	1	89	17	8
Hernandez	.043	58	23	19	1	1	0	0	0	2	1	1	0	1	0	4	1	1
Johnstone	.264	61	254	35	67	96	12	4	3	17	2	0	1	11	1	36	3	3
Kelso	.000	5	1	0	0	0	0	0	0	0	0	0	0	0	0	0	0	0
Kirkpatrick	.192	117	312	31	60	102	7	4	9	44	6	3	5	51	8	67	7	4
Knoop	.232	161	590	54	137	228	18	11	17	72	9	7	1	43	8	144	1	5
Lee	.000	61	11	1	0	0	0	0	0	0	3	0	0	3	0	8	0	0
Lopez, M.	.190	55	58	10	11	13	2	0	0	2	3	0	0	3	0	27	0	1
Lopez, R.	.000	5	0	0	0	0	0	0	0	0	0	0	0	0	0	0	0	0
Malzone	.206	82	155	6	32	43	5	0	2	12	0	1	0	10	1	11	0	0
McGlothlin	.059	19	17	0	1	3	0	1	0	0	1	0	0	2	0	10	0	0
Montanez	.000	8	2	2	0	0	0	0	0	0	0	0	0	0	0	2	1	0
Morton	.220	15	50	4	11	12	1	0	0	4	2	0	0	2	0	6	1	1
Newman	.200	21	30	0	6	6	0	0	0	3	3	0	0	2	0	8	1	0
Pearson	.000	2	3	0	0	0	0	0	0	0	0	0	0	0	0	1	0	0
Piersall	.211	75	123	14	26	31	5	0	0	14	6	2	0	13	0	19	1	2
Reed	.000	19	6	0	0	0	0	0	0	0	0	0	0	0	0	4	0	0
Reichardt	.288	89	319	48	92	153	5	4	16	44	1	1	13	27	3	61	8	4
Rodgers	.236	133	454	45	107	154	20	3	7	48	0	6	2	29	8	57	3	4
Rojas	.071	47	14	0	1	2	1	0	0	0	1	0	0	1	0	5	0	0
Rubio	.000	7	8	0	0	0	0	0	0	0	1	0	0	0	0	5	0	0
Sanford	.136	50	22	1	3	5	2	0	0	1	1	1	0	2	0	12	0	0
Satriano	.239	103	226	16	54	65	5	3	0	24	2	0	0	27	2	32	3	3
Schaal	.244	138	386	59	94	141	15	7	6	24	0	2	5	68	0	56	6	4
Siebern	.247	125	336	29	83	114	14	1	5	41	0	5	0	63	7	61	0	1
Smith	.185	90	195	18	36	46	3	2	1	20	2	3	3	12	2	37	1	0
Spangler	.667	6	9	2	6	6	0	0	0	0	0	0	0	2	0	2	0	0
Sukla	.000	12	1	0	0	0	0	0	0	0	0	0	0	0	0	1	0	0
Vinson	.182	13	22	3	4	9	2	0	1	6	0	0	1	5	0	9	0	0
Warner	.211	45	123	22	26	53	4	1	7	16	0	1	0	9	0	55	0	0
Wright	.103	24	29	0	3	3	0	0	0	1	3	0	0	0	0	0	0	0
TOTALS	.232	162	5360	604	1244	1897	179	54	122	562	69	46	38	525	52	1062	80	54

1966 ANGELS PITCHING

PITCHER	W-L	ERA	G	GS	CG	SHO	SV	IP	H	R	ER	HR	HB	BB	IB	SO	WP	BK
Brunet	13-13	3.31	41	32	8	2	0	212	183	88	78	21	5	106	8	148	4	4
Burdette	7-2	3.39	54	0	0	0	5	79.2	80	32	30	4	1	12	2	27	2	2
Chance	12-17	3.08	41	37	11	2	1	259.2	206	113	89	18	7	114	9	180	8	0
Coates	1-1	3.98	9	4	1	1	0	31.2	32	16	14	3	0	10	0	16	1	0
Egan, D.	0-0	4.40	11	0	0	0	0	14.1	17	7	7	2	0	6	2	11	0	1
Kelso	1-1	2.38	5	0	0	0	0	11.1	11	3	3	1	1	6	1	11	0	0
Lee	5-4	2.74	61	0	0	0	12	101.2	90	39	31	8	1	31	2	46	2	1
Lopez, M.	7-14	3.93	37	32	6	2	1	199	188	95	87	20	9	68	2	132	12	0
Lopez, R.	0-1	5.14	4	1	0	0	0	7	4	5	4	1	0	4	0	2	1	1
McGlothlin	3-1	4.52	19	11	0	0	0	67.2	79	37	34	9	1	19	0	41	6	1
Newman	4-7	4.73	21	19	1	0	0	102.2	112	54	54	7	6	31	2	42	5	0
Reed	0-1	2.93	19	1	0	0	1	43	39	14	14	5	0	15	2	17	1	0
Rojas	7-4	2.88	47	2	0	0	10	84.1	83	28	27	9	1	15	2	37	1	0
Rubio	2-1	2.96	7	4	1	1	0	27.1	22	10	9	2	1	16	1	27	2	0
Sanford	13-7	3.83	50	6	0	0	5	108	108	51	46	11	4	27	6	54	3	1
Sukla	1-1	6.48	12	0	0	0	1	16.2	18	12	12	4	0	6	0	8	0	0
Wright	4-7	3.74	20	13	3	1	0	91.1	92	39	38	11	1	25	4	37	1	0
TOTALS	80-82	3.56	162	162	31	9	36	1457.1	1364	643	577	136	38	511	43	836	49	11

WIN STREAK: 7, June 13-18

LOSING STREAK: 6, May 15-22

CLUB HISTORY



YEAR-BY-YEAR STATISTICAL REVIEW



1967 ANGELS BATTING

PLAYER	AVG	G	AB	R	H	TB	2B	3B	HR	RBI	SH	SF	HP	BB	IBB	SO	SB	CS
Brunet	.077	40	78	2	6	6	0	0	0	0	0	0	0	1	0	40	0	0
Burdette	.000	19	0	0	0	0	0	0	0	0	0	0	0	0	0	0	0	0
Cardenal	.236	108	381	40	90	131	13	5	6	27	6	1	2	15	0	63	10	5
Cimino	.417	46	12	1	5	5	0	0	0	0	0	0	0	0	0	4	0	0
Clark	.040	32	50	0	2	2	0	0	0	0	9	0	0	1	0	23	0	0
Coates	.333	25	3	0	1	2	1	0	0	0	0	0	0	0	0	1	0	0
Egan	.000	1	1	0	0	0	0	0	0	0	0	0	0	0	0	0	0	0
Fregosi	.290	151	590	75	171	233	23	6	9	56	7	0	5	49	2	77	9	6
Gabrielson	.083	11	12	2	1	1	0	0	0	2	0	0	0	2	0	4	0	0
Hall	.249	129	401	54	100	162	8	3	16	55	1	3	0	42	7	65	4	1
Hamilton	.158	26	38	1	6	6	0	0	0	1	2	0	0	0	0	16	0	0
Held	.220	58	141	15	31	46	3	0	4	17	5	0	2	18	0	41	0	2
Hibbs	.000	3	3	0	0	0	0	0	0	0	0	0	0	0	0	2	0	0
Johnstone	.209	79	230	18	48	63	7	1	2	10	2	0	0	5	0	37	3	2
Kelso	.105	69	19	0	2	2	0	0	0	0	2	0	0	0	0	13	0	0
Kirkpatrick	.000	3	8	0	0	0	0	0	0	0	0	0	0	0	0	2	0	0
Knoop	.245	159	511	51	125	180	18	5	9	38	6	2	1	44	13	136	2	2
Locke	.667	9	3	0	2	2	0	0	0	0	0	0	0	0	0	0	0	0
Lopez	.500	7	2	2	1	1	0	0	0	0	0	0	0	0	0	0	0	0
McFarlane	.227	12	22	0	5	5	0	0	0	3	0	1	0	1	0	7	0	0
McGlothlin	.140	32	57	5	8	9	1	0	0	4	7	0	0	3	0	26	0	0
Mincher	.273	147	487	81	133	237	23	3	25	76	2	1	4	69	9	69	0	3
Morton	.313	80	201	23	63	78	9	3	0	32	4	0	2	22	1	29	0	3
Newman	.000	3	1	0	0	0	0	0	0	0	0	0	0	0	0	0	0	0
Piersall	.000	5	3	0	0	0	0	0	0	0	1	0	0	0	0	2	0	0
Reichardt	.265	146	498	56	132	201	14	2	17	69	2	3	7	35	4	90	5	3
Repoz	.250	74	176	25	44	70	9	1	5	20	0	3	0	19	1	37	2	2
Rodgers	.219	139	429	29	94	131	13	3	6	41	6	4	2	34	5	55	1	4
Rodriguez	.238	29	130	14	31	39	3	1	1	8	1	0	0	2	0	21	1	0
Rojas	.059	72	17	0	1	1	0	0	0	1	3	0	0	1	0	10	0	0
Rubio	.333	3	3	1	1	1	0	0	0	0	0	0	0	1	0	0	0	0
Sanford	.200	12	15	0	3	5	0	1	0	1	2	0	0	1	0	9	0	0
Satriano	.224	90	201	13	45	64	7	0	4	21	1	0	0	28	3	25	1	0
Schaal	.188	99	272	31	51	80	9	1	6	20	7	4	1	38	3	39	2	2
Simmons	.222	14	9	1	2	3	1	0	0	1	1	0	0	0	0	3	0	0
Skowron	.220	62	123	8	27	34	2	1	1	10	0	0	4	4	1	18	0	0
Stubing	.000	5	5	0	0	0	0	0	0	0	0	0	0	0	0	4	0	0
Taylor	.308	23	52	5	16	22	3	0	1	3	0	0	0	4	0	8	0	0
Turner	.000	13	4	0	0	0	0	0	0	0	0	0	0	1	0	4	0	0
Wallace	.000	23	6	2	0	0	0	0	0	0	1	0	0	3	0	2	0	1
Weaver	.000	13	6	0	0	0	0	0	0	0	1	0	0	0	0	4	0	0
Werhas	.160	49	75	8	12	21	1	1	2	6	2	1	1	10	0	22	0	0
Willhite	.000	10	10	0	0	0	0	0	0	1	0	0	0	0	0	4	0	0
Wright	.273	23	22	4	6	8	2	0	0	1	3	0	0	0	0	9	0	0
TOTALS	.238	161	5307	567	1265	1851	170	37	114	524	88	23	31	453	49	1021	40	36

1967 ANGELS PITCHING

PITCHER	W-L	ERA	G	GS	CG	SHO	SV	IP	H	R	ER	HR	HB	BB	IB	SO	WP	BK
Brunet	11-19	3.31	40	37	7	2	1	250	203	99	92	19	4	90	9	165	5	0
Burdette	1-0	4.91	19	0	0	0	1	18.1	16	10	10	4	1	0	0	8	0	0
Cimino	3-3	3.26	46	1	0	0	1	88.1	73	38	32	12	2	31	4	80	2	0
Clark	12-11	2.59	32	30	1	1	0	174	144	69	50	15	6	69	0	81	12	1
Coates	1-2	4.30	25	1	0	0	0	52.1	47	26	25	5	4	23	5	39	2	0
Hamilton	9-6	3.24	26	20	0	0	0	119.1	104	47	43	6	1	63	3	74	11	0
Kelso	5-3	2.97	69	1	0	0	11	112	85	41	37	6	4	63	10	91	5	2
Locke	3-0	2.33	9	1	0	0	2	19.1	14	6	5	1	1	3	0	7	0	0
Lopez	0-2	9.00	4	3	0	0	0	9	11	10	9	1	0	9	0	6	2	1
McGlothlin	12-8	2.96	32	29	9	6	0	197.1	163	74	65	13	4	56	2	137	13	0
Newman	1-0	1.42	3	1	0	0	0	6.1	8	5	1	1	1	2	0	0	0	0
Rojas	12-9	2.52	72	0	0	0	27	121.2	106	45	34	7	3	38	17	83	5	1
Rubio	0-2	3.60	3	3	0	0	0	15	18	7	6	2	4	9	0	4	0	0
Sanford	3-2	4.47	12	9	0	0	0	48.1	53	26	24	6	0	7	1	21	0	1
Simmons	2-1	2.60	14	4	1	1	0	34.2	44	11	10	1	2	9	3	13	0	0
Turner	1-2	4.15	13	1	0	0	0	17.1	16	9	8	4	1	4	0	6	0	0
Weaver	3-0	2.67	13	2	0	0	1	30.1	26	11	9	2	1	9	2	20	1	0
Willhite	0-2	4.35	10	7	0	0	0	39.1	39	20	19	8	0	16	0	22	1	1
Wright	5-5	3.26	20	11	1	0	0	77.1	76	33	28	5	1	24	2	35	2	0
TOTALS	84-77	3.19	161	161	19	10	39	1430.1	1246	587	507	118	40	525	58	892	61	7

WIN STREAK: 7, July 17-25

LOSING STREAK: 7, Aug. 14-20

CLUB HISTORY



YEAR-BY-YEAR STATISTICAL REVIEW



1968 ANGELS BATTING

PLAYER	AVG	G	AB	R	H	TB	2B	3B	HR	RBI	SH	SF	HP	BB	IBB	SO	SB	CS
Bennett	.077	16	13	0	1	1	0	0	0	0	2	0	0	0	0	9	0	0
Brunet	.081	39	74	3	6	6	0	0	0	2	4	0	1	2	0	38	0	1
Burgmeier	.000	71	2	7	0	0	0	0	0	0	0	0	0	1	0	0	1	0
Causey	.000	4	11	0	0	0	0	0	0	0	0	0	0	0	0	1	0	0
Cimino	.000	4	0	0	0	0	0	0	0	0	0	0	0	0	0	0	0	0
Clark	.107	21	28	2	3	3	0	0	0	3	0	0	0	0	0	14	0	0
Cottier	.194	33	67	2	13	19	4	1	0	1	0	0	0	2	0	15	0	0
Davalillo	.298	93	339	34	101	127	15	4	1	18	3	2	0	15	1	34	17	10
Egan	.116	16	43	2	5	9	1	0	1	4	0	0	0	2	0	15	0	0
Ellis	.045	42	44	3	2	2	0	0	0	0	7	0	2	0	0	21	0	0
Fregosi	.244	159	614	77	150	224	21	13	9	49	10	4	5	60	4	101	9	4
Hall	.214	46	126	15	27	33	3	0	1	8	0	0	0	16	3	19	1	0
Hamilton	.143	21	7	0	1	1	0	0	0	1	0	0	0	0	0	5	0	0
Harrelson	.100	10	10	0	1	1	0	0	0	0	0	0	0	0	0	8	0	0
Heffner	.000	7	0	0	0	0	0	0	0	0	0	0	0	1	0	0	0	0
Held	.111	33	45	4	5	6	1	0	0	0	1	0	2	5	0	15	0	0
Hinton	.195	116	267	28	52	89	10	3	7	23	2	3	0	24	3	61	3	1
Johnstone	.261	41	115	11	30	36	4	1	0	3	2	0	0	7	0	15	2	1
Kealey	.000	6	0	0	0	0	0	0	0	0	0	0	0	0	0	0	0	0
Kirkpatrick	.230	89	161	23	37	44	4	0	1	15	3	3	1	25	2	32	1	3
Knoop	.249	152	494	48	123	160	20	4	3	39	2	2	3	35	6	128	3	2
Llenas	.128	16	39	5	5	6	1	0	0	1	0	0	1	2	0	5	0	0
Locke	.000	29	3	0	0	0	0	0	0	0	0	0	0	0	0	0	0	0
McFarlane	.290	18	31	1	9	9	0	0	0	2	0	0	0	5	1	9	0	0
McGlothlin	.111	40	63	4	7	9	2	0	0	2	6	0	0	1	0	30	0	0
Messersmith	.100	29	20	1	2	3	1	0	0	1	4	0	0	0	0	10	0	0
Mincher	.236	120	399	35	94	147	12	1	13	48	6	6	4	43	6	65	0	2
Morton	.270	81	163	13	44	53	6	0	1	18	2	1	4	14	0	18	2	1
Murphy	.000	15	28	2	0	0	0	0	0	0	5	0	0	1	0	10	0	0
Pattin	.083	52	12	0	1	1	0	0	0	0	1	0	0	0	0	2	0	0
Reichardt	.255	151	534	62	136	225	20	3	21	73	3	4	18	42	2	118	8	7
Repoz	.240	133	375	30	90	139	8	1	13	54	2	8	3	38	3	83	8	7
Rodgers	.190	91	258	13	49	58	6	0	1	14	2	2	3	16	3	48	2	1
Rodriguez	.242	76	223	14	54	69	10	1	1	16	1	0	1	17	2	36	0	2
Rojas	.100	38	10	0	1	1	0	0	0	0	0	0	0	0	0	7	0	0
Satriano	.253	111	297	20	75	108	9	0	8	35	0	0	1	37	5	44	0	0
Schaal	.210	60	219	22	46	61	7	1	2	16	2	1	2	29	0	25	5	7
Sherry	.000	3	0	0	0	0	0	0	0	0	0	0	0	0	0	0	0	0
Spencer	.191	19	68	2	13	14	1	0	0	5	0	1	1	3	0	10	0	0
Tatum	.176	17	51	7	9	10	1	0	0	2	0	0	0	0	0	9	0	0
Trevino	.225	17	40	1	9	10	1	0	0	1	0	0	0	2	0	9	0	1
Weaver	.000	14	1	0	0	0	0	0	0	0	0	0	0	0	0	0	0	0
Wright	.216	51	37	7	8	10	2	0	0	2	2	0	0	2	0	11	0	0
TOTALS	.227	162	5331	498	1209	1694	170	33	83	453	75	37	52	447	41	1080	62	50

1968 ANGELS PITCHING

PITCHER	W-L	ERA	G	GS	CG	SHO	SV	IP	H	R	ER	HR	HB	BB	IB	SO	WP	BK
Bennett	0-5	3.54	16	7	1	0	1	48.1	46	22	19	6	4	17	0	36	0	0
Brunet	13-17	2.86	39	36	8	5	0	245.1	191	83	78	23	2	68	3	132	10	0
Burgmeier	1-4	4.33	56	2	0	0	6	72.2	65	41	35	5	0	24	3	33	1	0
Cimino	0-0	2.57	4	0	0	0	0	7	7	5	2	0	0	4	0	2	2	0
Clark	1-11	3.53	21	17	0	0	0	94.1	74	51	37	4	1	54	1	60	13	0
Ellis	9-10	3.95	42	24	3	0	2	164	150	80	72	22	6	56	4	93	1	0
Hamilton	3-1	3.32	21	2	1	0	2	38	34	15	14	0	0	15	1	18	5	0
Harrelson	1-6	5.08	10	5	1	0	0	33.2	28	23	19	4	1	26	0	22	4	0
Heffner	0-0	2.25	7	0	0	0	0	8	6	2	2	0	0	6	1	3	1	0
Kealey	0-1	2.70	6	0	0	0	0	10	10	3	3	0	0	5	2	4	0	0
Locke	2-3	6.44	29	0	0	0	2	36.1	51	29	26	3	1	13	3	21	2	1
McGlothlin	10-15	3.54	40	32	8	0	3	208.1	187	87	82	19	8	60	5	135	7	0
Messersmith	4-2	2.21	28	5	2	1	4	81.4	44	21	20	3	1	35	4	74	3	1
Murphy	5-6	2.17	15	15	3	0	0	99.1	67	30	24	5	5	28	0	56	2	0
Pattin	4-4	2.79	52	4	0	0	3	84	67	27	26	7	2	37	4	66	5	0
Rojas	4-3	4.25	38	0	0	0	6	55	55	29	26	11	0	15	4	33	5	0
Sherry	0-0	6.00	3	0	0	0	0	3	7	2	2	2	0	2	0	2	0	0
Weaver	0-1	2.38	14	0	0	0	0	22.2	22	7	6	4	0	10	2	8	0	0
Wright	10-6	3.94	41	13	2	1	3	125.2	123	58	55	13	2	44	6	71	7	0
TOTALS	67-95	3.43	162	162	29	7	32	1437	1234	615	548	131	33	519	43	869	68	2

WIN STREAK: 4, Apr. 28-May 1

LOSING STREAK: 6, Sept. 21-27

CLUB HISTORY



YEAR-BY-YEAR STATISTICAL REVIEW



1969 ANGELS BATTING

PLAYER	AVG	G	AB	R	H	TB	2B	3B	HR	RBI	SH	SF	HP	BB	IBB	SO	SB	CS
Allen	.500	4	2	0	1	2	1	0	0	0	0	0	0	0	0	0	0	0
Alomar	.250	134	559	60	140	157	10	2	1	30	3	0	0	36	2	48	18	3
Amaro	.222	41	27	4	6	6	0	0	0	1	5	0	0	4	0	6	0	0
Azcue	.218	80	248	15	54	63	6	0	1	19	1	4	2	27	11	28	0	1
Borbon	.000	22	3	0	0	0	0	0	0	0	0	0	0	0	0	1	0	0
Bradley	.000	3	0	0	0	0	0	0	0	0	0	0	0	0	0	0	0	0
Brown	.160	13	25	3	4	5	1	0	0	0	0	0	0	6	0	1	0	0
Brunet	.037	23	27	1	1	2	1	0	0	0	2	0	0	3	0	13	0	0
Chance	.143	5	7	0	1	1	0	0	0	1	0	0	0	0	0	4	0	0
Clark	.500	6	2	0	1	1	0	0	0	0	0	0	0	0	0	0	0	0
Cottier	.000	2	2	0	0	0	0	0	0	0	0	0	0	0	0	0	0	0
Cowan	.304	28	56	10	17	30	1	0	4	10	0	0	1	3	1	9	0	0
Davalillo	.155	33	71	10	11	14	1	1	0	1	0	0	1	6	1	5	3	0
Egan	.142	46	120	7	17	33	1	0	5	16	0	3	1	17	2	41	0	1
Fisher	.000	52	13	0	0	0	0	0	0	2	0	0	0	0	0	8	0	0
Fregosi	.260	161	580	78	151	221	22	6	12	47	7	4	1	93	7	86	9	2
Geishert	.000	11	9	1	0	0	0	0	0	0	0	0	0	1	0	3	0	0
Hicks	.083	37	48	6	4	13	0	0	3	8	0	1	0	13	1	18	0	1
Johnson	.203	67	133	10	27	35	8	0	0	9	1	1	3	10	1	19	5	1
Johnstone	.270	148	540	64	146	206	20	5	10	59	8	6	5	38	5	75	3	9
Kealey	.000	15	9	0	0	0	0	0	0	0	0	0	0	0	0	6	0	0
Knoop	.197	27	71	5	14	18	1	0	1	6	0	1	0	13	1	16	1	3
Llenas	.170	34	47	4	8	10	2	0	0	0	0	0	0	2	0	10	0	0
May	.082	44	49	1	4	4	0	0	0	0	1	0	0	4	0	22	0	0
McGlothlin	.121	37	58	0	7	9	2	0	0	1	5	0	0	3	0	21	0	0
Messersmith	.156	42	77	5	12	14	2	0	0	5	6	0	0	8	0	28	0	0
Morton	.244	87	172	18	42	75	10	1	7	32	1	2	3	28	1	29	0	0
Murphy	.141	36	171	2	10	12	2	0	0	4	5	1	0	3	0	26	0	0
Ortega	.000	5	0	0	0	0	0	0	0	0	0	0	0	0	0	0	0	0
Perez	.231	13	13	3	3	3	0	0	0	0	0	0	0	2	0	1	0	0
Priddy	.000	15	2	0	0	0	0	0	0	0	1	0	0	1	0	2	0	0
Reichardt	.254	137	493	60	125	183	11	4	13	68	6	7	8	43	5	100	3	6
Repoz	.164	103	219	25	36	63	1	1	8	19	3	1	0	32	2	52	1	3
Rodgers	.196	18	46	4	9	10	1	0	0	2	0	0	1	5	1	8	0	0
Rodriguez	.232	159	561	47	130	172	17	2	7	49	4	7	2	32	11	88	5	3
Satriano	.259	41	108	5	28	33	2	0	1	16	2	2	1	18	1	15	0	2
Spencer	.254	113	386	39	98	148	14	3	10	31	8	0	2	26	6	53	1	0
Stuart	.157	22	51	3	8	13	2	0	1	4	0	0	0	3	0	21	0	0
Tatum, J.	.318	10	22	2	7	7	0	0	0	0	0	0	0	0	0	6	0	1
Tatum, K.	.286	45	21	3	6	13	1	0	2	2	2	0	1	0	0	8	0	0
Voss	.261	133	349	33	91	116	11	4	2	40	2	1	0	35	6	40	5	3
Washburn	.000	8	0	0	0	0	0	0	0	0	0	0	0	0	0	0	0	0
Wilhelm	.000	44	8	0	0	0	0	0	0	0	0	0	0	0	0	6	0	0
Wolf	.000	2	0	0	0	0	0	0	0	0	0	0	0	0	0	0	0	0
Wright	.182	40	11	0	2	2	0	0	0	0	0	0	0	1	0	6	0	0
TOTALS	.230	163	5416	528	1221	1694	151	29	88	480	75	41	32	516	65	929	54	39

1969 ANGELS PITCHING

PITCHER	W-L	ERA	G	GS	CG	SHO	SV	IP	H	R	ER	HR	HB	BB	IB	SO	WP	BK
Allen	0-1	5.40	4	1	0	0	0	10	5	7	6	1	0	10	0	5	0	0
Borbon	2-3	6.15	22	0	0	0	0	41	55	31	28	5	4	11	2	20	2	0
Bradley	0-1	27.00	3	0	0	0	0	2	9	9	6	1	0	0	0	2	0	0
Brunet	6-7	3.84	23	19	2	2	0	100.2	98	51	43	15	1	39	4	56	4	1
Clark	0-0	5.59	6	1	0	0	0	9.2	12	6	6	2	0	7	1	6	0	0
Fisher	3-2	3.63	52	1	0	0	2	96.2	100	46	39	9	1	28	3	47	0	0
Geishert	1-1	4.65	11	3	0	0	1	31	32	18	16	4	1	7	3	18	0	0
Kealey	2-0	3.93	15	3	1	1	0	36.2	48	18	16	4	1	13	1	17	2	0
May	10-13	3.44	43	25	4	0	2	180.1	142	81	69	20	3	66	5	133	3	4
McGlothlin	8-16	3.18	37	35	4	1	0	201	188	86	71	19	5	58	1	96	5	1
Messersmith	16-11	2.52	40	33	10	2	2	250	169	81	70	17	5	100	7	211	16	1
Murphy	10-16	4.21	36	35	4	0	0	215.2	213	110	101	12	21	69	3	100	16	0
Ortega	0-0	10.13	5	0	0	0	0	8	13	13	9	3	0	7	1	4	0	0
Priddy	0-1	4.78	15	0	0	0	0	26.1	24	14	14	4	0	7	1	15	2	0
Tatum, K.	7-2	1.36	45	0	0	0	22	86.1	51	13	13	1	4	39	5	65	5	0
Washburn	0-2	7.94	8	2	0	0	0	11.1	21	11	10	0	1	5	0	4	1	0
Wilhelm	5-7	2.47	44	0	0	0	10	65.2	45	21	18	4	3	18	4	53	5	0
Wolf	0-0	11.57	2	0	0	0	0	2.1	3	3	3	1	0	3	0	2	0	0
Wright	1-8	4.10	37	5	0	0	0	63.2	66	33	29	4	1	30	5	31	3	0
TOTALS	71-91	3.54	163	163	25	6	39	1438.1	1294	652	566	126	51	517	46	885	64	7

WIN STREAK: 6, Aug. 23-29

LOSING STREAK: 10, May 16-25

CLUB HISTORY



YEAR-BY-YEAR STATISTICAL REVIEW



1970 ANGELS BATTING

PLAYER	AVG	G	AB	R	H	TB	2B	3B	HR	RBI	SH	SF	HP	BB	IBB	SO	SB	CS
Allen	.000	8	4	0	0	0	0	0	0	0	0	0	0	0	0	1	0	0
Alomar	.251	162	672	82	169	197	18	2	2	36	11	2	1	49	2	65	35	12
Azcue	.242	114	351	19	85	106	13	1	2	25	1	3	2	24	4	40	0	0
Bradley	.167	17	18	0	3	4	1	0	0	1	3	0	0	1	0	9	0	0
Brown	.000	5	4	0	0	0	0	0	0	0	0	0	0	0	0	0	0	0
Cowan	.276	68	134	20	37	63	9	1	5	25	0	0	1	11	2	29	0	1
Cox	.000	3	0	0	0	0	0	0	0	0	0	0	0	0	0	0	0	0
Doyle	.000	40	3	0	0	0	0	0	0	0	0	0	0	0	0	3	0	0
Egan	.238	79	210	14	50	68	6	0	4	20	1	2	1	14	1	67	0	0
Fisher	.091	67	11	1	1	1	0	0	0	0	3	0	0	0	0	3	0	0
Fregosi	.278	158	601	95	167	276	33	5	22	82	2	4	3	69	3	92	0	2
Garrett	.067	32	15	0	1	1	0	0	0	1	0	0	1	0	0	9	0	0
Gonzalez	.304	26	92	9	28	33	2	0	1	12	2	0	1	2	0	11	3	2
Griffin	.127	18	55	2	7	8	1	0	0	4	1	0	0	6	1	5	0	0
Hicks	.250	4	4	0	1	1	0	0	0	0	0	0	0	0	0	2	0	0
Johnson	.3289	156	614	85	202	282	26	6	14	86	0	3	7	35	9	68	17	2
Johnstone	.238	119	320	34	76	129	10	5	11	39	3	3	1	24	6	53	1	0
Kealey	.250	17	4	0	1	1	0	0	0	0	0	0	0	0	0	3	0	0
LaRoche	.250	38	8	0	2	3	1	0	0	0	0	0	0	1	0	0	0	0
May	.087	38	69	0	6	8	2	0	0	2	2	1	0	4	0	31	0	0
McMullen	.232	124	422	50	98	155	9	3	14	61	1	3	3	59	10	81	1	0
Messersmith	.157	38	70	4	11	17	3	0	1	2	5	0	0	0	0	28	0	0
Murphy	.184	39	76	7	14	18	1	0	1	7	8	1	0	5	0	32	0	0
Oyler	.083	24	24	2	2	2	0	0	0	1	2	0	0	3	0	6	0	0
Perez	.000	3	3	0	0	0	0	0	0	0	0	0	0	0	0	0	0	0
Queen	.250	37	16	1	4	4	0	0	0	1	0	0	0	0	0	2	0	0
Reichardt	.167	9	6	1	1	1	0	0	0	1	0	0	3	1	0	0	0	0
Repoz	.238	137	407	50	97	180	17	6	18	47	6	2	3	45	6	90	4	2
Reynolds	.250	59	120	11	30	38	3	1	1	6	0	0	1	6	0	10	1	1
Rivers	.320	17	25	6	8	10	2	0	0	3	1	0	1	3	0	5	1	0
Rodriguez	.270	17	63	6	17	23	2	2	0	7	0	0	1	3	0	6	0	1
Ruiz	.243	68	107	10	26	31	3	1	0	12	4	1	1	7	1	16	3	0
Shank	.000	1	0	0	0	0	0	0	0	0	0	0	0	0	0	0	0	0
Silverio	.000	15	15	1	0	0	0	0	0	0	0	0	0	2	1	4	0	1
Spencer	.274	146	511	61	140	204	20	4	12	68	6	5	0	28	6	61	0	2
Tatum, J.	.238	75	181	28	43	50	7	0	0	6	1	1	0	17	1	35	1	0
Tatum, K.	.182	62	11	2	2	5	0	0	1	3	0	0	0	0	0	5	0	0
Voss	.243	80	181	21	44	63	4	3	3	30	1	5	2	23	2	18	2	1
Wolf	.000	4	0	0	0	0	0	0	0	0	0	0	0	0	0	0	0	0
Wright	.171	47	105	9	18	28	4	0	2	10	4	0	0	2	0	32	0	0
TOTALS	.251	162	5532	631	1391	2010	197	40	114	597	69	37	29	447	56	922	69	27

1970 ANGELS PITCHING

PITCHER	W-L	ERA	G	GS	CG	SHO	SV	IP	H	R	ER	HR	HB	BB	IB	SO	WP	BK
Allen	1-1	2.63	8	2	0	0	0	24	23	7	7	0	1	11	2	13	2	0
Bradley	2-5	4.13	17	11	1	1	0	69.2	71	38	32	3	1	33	6	53	5	0
Cox	0-0	3.86	3	0	0	0	0	2.1	4	1	1	0	0	0	0	3	0	0
Doyle	3-1	5.14	40	0	0	0	5	42	43	25	24	7	1	21	3	34	2	2
Fisher	4-4	3.04	67	2	0	0	8	130.1	117	51	44	15	2	35	1	74	6	1
Garrett	5-6	2.65	32	7	0	0	0	74.2	48	23	22	6	1	44	9	53	2	3
Kealey	1-0	4.15	17	0	0	0	1	21.2	19	11	10	2	0	6	2	14	0	0
LaRoche	4-1	3.44	38	0	0	0	4	49.2	41	20	19	6	4	21	6	44	1	1
May	7-13	4.01	38	34	2	2	0	208.2	190	102	93	20	3	81	7	164	8	2
Messersmith	11-10	3.01	37	26	6	1	5	194.2	144	75	65	21	6	78	6	162	2	0
Murphy	16-13	4.24	39	38	5	2	0	227	223	114	107	32	7	81	10	99	8	1
Queen	3-6	4.20	34	3	0	0	9	60	58	28	28	5	5	28	6	44	0	0
Shank	0-0	0.00	1	0	0	0	0	3	2	0	0	0	0	2	0	1	0	0
Tatum, K.	7-4	2.94	62	0	0	0	17	88.2	68	35	29	12	5	26	5	50	6	0
Wolf	0-0	5.06	4	0	0	0	0	5.1	3	3	3	1	0	4	0	5	2	0
Wright	22-12	2.83	39	39	7	2	0	260.2	226	97	82	24	7	88	4	110	8	0
TOTALS	86-76	3.48	162	162	21	8	49	1462.1	1280	630	566	154	43	559	67	923	52	10

WIN STREAK: 5, Apr. 7-12 & Sept. 27-Oct. 1

LOSING STREAK: 9, Sept. 4-12

CLUB HISTORY



YEAR-BY-YEAR STATISTICAL REVIEW



1971 ANGELS BATTING

PLAYER	AVG	G	AB	R	H	TB	2B	3B	HR	RBI	SH	SF	HP	BB	IBB	SO	SB	CS
Allen	.294	54	17	2	5	8	0	0	1	1	0	0	0	0	0	5	0	0
Alomar	.260	162	689	77	179	221	24	3	4	42	7	2	0	41	4	60	39	10
Berry	.221	111	298	29	66	92	17	0	3	22	3	4	3	18	0	33	3	2
Christensen	.270	29	63	4	17	18	1	0	0	3	2	0	0	6	1	5	0	1
Clark	.267	11	15	1	4	4	0	0	0	0	1	0	0	0	0	4	0	0
Conigliaro	.222	74	266	23	59	89	18	0	4	15	1	1	1	23	1	52	3	3
Cowan	.276	74	174	12	48	68	8	0	4	20	1	0	0	7	1	41	1	1
Fisher	.063	57	16	0	1	1	0	0	0	1	0	0	2	0	7	0	0	
Fregosi	.233	107	347	31	81	113	15	1	5	33	5	3	5	39	6	61	2	1
Gonzalez	.245	111	314	32	77	99	9	2	3	38	2	3	3	28	5	28	0	1
Hassler	.000	6	5	0	0	0	0	0	0	1	0	0	0	0	1	0	0	0
Johnson	.260	65	242	19	63	77	8	0	2	21	1	1	2	15	3	34	5	2
Kusnyer	.154	6	13	0	2	2	0	0	0	0	0	0	0	0	0	3	0	0
LaRoche	.091	56	11	0	1	1	0	0	0	0	1	0	0	1	0	3	0	0
Lasher	.000	2	0	0	0	0	0	0	0	0	0	0	0	0	0	0	0	0
Maloney	.200	13	5	0	1	1	0	0	0	0	0	0	0	0	0	1	0	0
May	.147	32	68	2	10	11	1	0	0	4	2	0	0	4	0	40	0	0
McMullen	.250	160	593	63	148	234	19	2	21	68	4	4	3	53	10	74	1	1
Meoli	.000	7	3	0	0	0	0	0	0	0	0	0	0	0	0	1	0	0
Messersmith	.172	39	93	8	16	24	2	0	2	5	6	0	0	5	0	30	0	0
Moses	.227	69	181	12	41	65	8	2	4	15	1	1	0	10	4	34	0	0
Murphy	.173	37	75	5	13	16	3	0	0	6	6	0	0	2	0	19	0	0
O'Brien	.199	90	251	25	50	75	8	1	5	21	4	0	1	15	4	33	0	2
Parker	.229	20	70	4	16	21	0	1	1	6	0	0	0	2	0	20	1	1
Queen	.000	45	8	0	0	0	0	0	0	1	1	1	0	1	0	0	0	0
Repoz	.199	113	297	39	59	111	11	1	13	42	0	2	1	60	6	69	3	5
Reynolds, A.	.000	15	2	0	0	0	0	0	0	0	0	0	0	0	0	1	0	0
Reynolds, T.	.186	45	86	4	16	25	3	0	2	8	2	0	3	9	1	6	0	1
Rivers	.265	78	268	31	71	90	12	2	1	12	8	0	1	19	1	38	13	1
Ruiz	.263	31	19	4	5	5	0	0	0	3	0	0	0	2	0	7	1	0
Silverio	.333	3	3	0	1	1	0	0	0	0	0	0	0	0	0	0	0	0
Spencer	.237	148	510	50	121	200	21	2	18	59	6	5	3	48	7	63	0	1
Stephenson	.219	98	279	24	61	87	17	0	3	25	2	2	3	22	6	21	0	0
Torborg	.203	55	123	6	25	30	5	0	0	5	3	1	0	3	1	6	0	0
Wright	.154	40	91	4	14	19	3	1	0	5	9	1	0	6	0	27	0	1
Wynne	.000	3	0	0	0	0	0	0	0	0	0	0	0	0	0	0	0	0
TOTALS	.231	162	5495	511	1271	1808	213	18	96	477	83	31	29	441	61	827	72	34

1971 ANGELS PITCHING

PITCHER	W-L	ERA	G	GS	CG	SHO	SV	IP	H	R	ER	HR	HB	BB	IB	SO	WP	BK
Allen	4-6	2.49	54	1	0	0	15	94	75	29	26	4	0	40	8	72	5	2
Clark	2-1	2.86	11	7	1	1	1	44	36	15	14	6	2	28	2	28	4	0
Fisher	10-8	2.72	57	3	0	0	3	119	92	46	36	11	2	50	5	82	4	0
Hassler	0-3	3.86	6	4	0	0	0	18.2	25	10	8	0	1	15	2	13	2	0
LaRoche	5-1	2.50	56	0	0	0	9	72	55	21	20	3	1	27	10	63	2	0
Lasher	0-0	27.00	2	0	0	0	0	1.1	4	4	4	0	0	2	0	0	0	0
Maloney	0-3	5.04	13	4	0	0	0	30.1	35	18	17	3	1	24	2	13	3	0
May	11-12	3.02	32	31	7	2	0	208.1	160	74	70	12	2	87	6	156	0	0
Messersmith	20-13	2.99	38	38	14	4	0	276.2	224	112	92	16	7	121	6	179	9	0
Murphy	6-17	3.77	37	36	7	0	0	243.1	228	108	102	24	9	82	9	89	17	1
Queen	2-2	1.78	44	0	0	0	4	65.2	49	17	13	3	8	29	6	53	6	1
Reynolds, A.	0-3	4.61	15	1	0	0	0	27.1	32	15	14	2	0	18	5	15	1	0
Wright	16-17	2.99	37	37	10	2	0	276.2	225	105	92	17	3	82	10	135	7	0
Wynne	0-0	4.91	3	0	0	0	0	3.2	6	2	2	0	0	2	0	6	0	0
TOTALS	76-86	3.10	162	162	39	9	32	1481	1246	576	510	101	36	607	71	904	60	4

WIN STREAK: 7, Apr. 12-18

LOSING STREAK: 4, three times

CLUB HISTORY



YEAR-BY-YEAR STATISTICAL REVIEW



1972 ANGELS BATTING

PLAYER	AVG	G	AB	R	H	TB	2B	3B	HR	RBI	SH	SF	HP	BB	IBB	SO	SB	CS
Allen	.118	42	17	0	2	2	0	0	0	0	3	0	0	0	0	8	0	0
Alomar	.239	155	610	65	146	175	20	3	1	25	6	3	0	47	5	55	20	12
Azcue	.000	3	2	0	0	0	0	0	0	0	0	0	0	0	0	1	0	0
Barber	.143	34	7	0	1	1	0	0	0	0	2	0	0	3	0	4	0	0
Berry	.289	119	409	41	118	154	15	3	5	39	12	1	2	35	2	47	5	3
Cardenas	.223	150	551	25	123	156	11	2	6	42	13	1	2	35	4	73	1	2
Clark	.097	27	31	0	3	3	0	0	0	0	1	0	0	1	0	14	0	0
Coletta	.300	14	30	5	9	13	1	0	1	7	0	0	0	1	0	4	0	0
Cowan	.000	3	3	0	0	0	0	0	0	0	0	0	0	0	0	2	0	0
Doyle	.000	2	0	0	0	0	0	0	0	0	0	0	0	0	0	0	0	0
Dukes	.000	7	0	0	0	0	0	0	0	0	0	0	0	0	0	0	0	0
Fisher	.118	43	17	1	2	2	0	0	0	1	0	0	0	0	0	8	0	0
Foster	.000	8	0	0	0	0	0	0	0	0	0	0	0	0	0	0	0	0
Hiatt	.289	22	45	4	13	18	0	1	1	5	0	0	0	5	0	11	0	0
Howard	.263	11	38	4	10	11	1	0	0	2	0	0	1	1	0	3	0	0
Kosco	.213	49	142	15	34	60	4	2	6	13	1	2	1	5	1	23	1	0
Kusnyer	.207	64	179	13	37	47	2	1	2	13	1	0	1	16	3	33	0	0
Lange	.000	2	3	0	0	0	0	0	0	0	0	0	0	0	0	0	0	0
Llenas	.266	44	64	3	17	20	3	0	0	7	0	2	0	3	0	8	0	0
May	.113	35	62	3	7	8	1	0	0	1	2	0	0	3	0	29	0	0
McMullen	.269	137	472	36	127	174	18	1	9	34	1	2	0	48	2	59	1	2
Messersmith	.189	26	53	2	10	13	3	0	0	0	2	0	0	3	0	13	1	0
Motton	.154	42	39	6	6	7	1	0	0	1	0	0	0	5	0	12	0	0
Murphy	.000	6	1	0	0	0	0	0	0	0	0	0	0	0	0	1	0	0
O'Brien	.179	36	39	10	7	12	2	0	1	1	0	0	0	6	0	10	0	0
Oliver	.269	134	509	47	137	222	20	4	19	70	0	5	3	27	8	97	4	3
Parker	.213	36	80	11	17	25	2	0	2	8	0	2	0	9	0	17	0	2
Pinson	.275	136	484	56	133	182	24	2	7	49	4	4	5	30	12	54	17	6
Queen	.000	17	2	0	0	0	0	0	0	0	0	0	0	1	0	1	0	0
Repoz	.333	3	3	0	1	1	0	0	0	0	0	0	0	0	0	2	0	0
Rivers	.214	58	159	18	34	44	6	2	0	7	8	0	1	8	1	26	4	3
Rose	.200	16	10	1	2	5	0	0	1	1	1	0	0	1	0	3	0	0
Ryan	.135	39	96	4	13	20	5	1	0	3	1	0	0	2	0	48	1	0
Sells	.000	10	0	0	0	0	0	0	0	0	0	0	0	0	0	0	0	0
Silverio	.167	13	12	1	2	2	0	0	0	0	0	0	0	0	0	5	0	0
Spencer	.222	82	212	13	47	55	5	0	1	14	0	1	0	12	1	25	0	1
Stanton	.251	127	402	44	101	158	15	3	12	39	2	2	4	22	4	100	2	3
Stephenson	.274	66	146	14	40	51	3	1	2	17	0	0	4	11	5	8	0	0
Torborg	.209	59	153	5	32	35	3	0	0	8	0	0	1	14	4	21	0	0
Wright	.217	35	83	7	18	30	6	0	2	13	6	0	0	4	0	25	0	0
TOTALS	.242	155	5165	454	1249	1706	171	26	78	420	66	25	25	358	52	850	57	37

1972 ANGELS PITCHING

PITCHER	W-L	ERA	G	GS	CG	SHO	SV	IP	H	R	ER	HR	HB	BB	IB	SO	WP	BK
Allen	3-7	3.48	42	6	0	0	5	85.1	76	38	33	7	3	55	5	53	8	0
Barber	4-4	2.02	34	3	0	0	2	58	37	16	13	4	1	30	11	34	1	0
Clark	4-9	4.50	26	15	2	0	1	109.2	105	59	55	10	2	55	2	61	7	0
Doyle	0-0	0.00	2	0	0	0	0	2.1	2	0	0	0	0	3	0	4	0	1
Dukes	0-1	1.64	7	0	0	0	1	11	11	3	2	1	1	0	0	8	1	0
Fisher	4-5	3.76	43	1	0	0	4	81.1	73	35	34	6	0	31	3	32	0	0
Foster	0-1	4.97	8	0	0	0	0	12.2	12	8	7	3	2	6	0	11	1	0
Lange	0-0	3.65	2	1	0	0	0	7.2	7	4	4	0	0	2	0	8	1	0
May	12-11	2.94	35	30	10	3	1	205.1	162	79	67	15	0	82	6	169	3	0
Messersmith	8-11	2.81	25	21	10	3	2	169.2	125	56	53	5	2	68	8	142	2	1
Murphy	0-0	5.40	6	0	0	1	0	10	13	6	6	0	0	8	1	2	1	0
Queen	0-0	4.35	17	0	0	0	0	31	31	17	15	2	3	19	1	19	1	0
Rose	1-4	4.22	16	4	0	0	0	42.2	49	25	20	9	0	19	5	39	0	1
Ryan	19-16	2.28	39	39	20	9	★	284	166	80	72	14	10	157★	4	329★	18★	0
Sells	2-0	2.81	10	0	0	0	0	16	11	6	5	0	0	5	1	2	1	0
Wright	18-11	2.98	35	35	15	2	0	251	229	101	83	14	4	80	6	87	4	0
TOTALS	75-80	3.06	155	155	57	18	16	1377.2	1109	533	469	90	28	620	53	1000	49	3

WIN STREAK: 6, Sept. 24-30

LOSING STREAK: 6, July 16-21

CLUB HISTORY



YEAR-BY-YEAR STATISTICAL REVIEW



1973 ANGELS BATTING

PLAYER	AVG	G	AB	R	H	TB	2B	3B	HR	RBI	SH	SF	HP	BB	IBB	SO	SB	CS
Alomar	.238	136	470	45	112	121	7	1	0	28	12	3	0	34	1	44	25	10
Berry	.284	136	415	48	118	142	11	2	3	36	8	2	1	26	0	50	1	6
Brooks	.143	4	7	0	1	1	0	0	0	0	0	0	0	0	0	3	0	0
Chalk	.232	24	69	14	16	18	2	0	0	6	0	0	1	9	0	13	0	0
DaVanon	.245	41	49	6	12	15	3	0	0	2	0	0	0	3	0	9	1	2
Epstein	.215	91	312	30	67	103	8	2	8	32	0	2	5	34	2	54	0	0
Gallagher	.273	110	311	16	85	93	6	1	0	26	1	4	1	35	3	31	1	3
Grabarkewitz	.163	61	129	27	21	38	6	1	3	9	1	0	1	28	0	27	2	2
Howard	.095	8	21	2	2	2	0	0	0	1	0	0	1	0	1	6	0	0
Kusnyer	.125	41	64	5	8	10	2	0	0	3	0	1	0	2	0	12	0	1
Llenas	.269	78	130	16	35	39	1	0	1	25	2	4	1	10	0	16	0	0
McCraw	.265	99	264	25	70	86	7	0	3	24	0	1	2	30	1	42	3	2
Meoli	.223	120	305	36	68	88	12	1	2	23	3	5	0	31	1	38	2	4
.265	151	544	51	144	224	24	1	18	89	0	4	5	33	7	100	1	1	
Parker	.225	38	102	14	23	27	2	1	0	7	3	1	1	8	1	23	0	1
Pinson	.260	124	466	56	121	171	14	6	8	57	8	7	0	20	3	55	5	5
Rivers	.349	30	129	26	45	59	6	4	0	16	3	0	1	8	0	11	8	3
Robinson	.266	147	534	85	142	261	29	0	30	97	1	3	10	82	12	93	1	1
Sands	.273	17	33	5	9	16	2	1	1	5	0	0	0	5	1	10	0	0
Scheinblum	.328	77	229	28	75	98	10	2	3	21	2	1	1	35	6	27	0	0
Spencer	.241	29	87	10	21	35	4	2	2	11	1	1	1	9	1	9	0	0
Stanton	.235	119	306	41	72	109	9	2	8	34	2	2	2	27	2	88	3	3
Stelmazek	.154	22	26	2	4	5	1	0	0	3	1	0	0	6	0	7	0	0
Stephenson	.246	60	122	9	30	38	5	0	1	9	2	0	1	7	1	7	0	0
Torborg	.220	102	255	20	56	66	7	0	1	18	7	1	0	21	0	32	0	2
Valentine	.302	32	126	12	38	50	5	2	1	13	3	2	0	5	0	9	6	1
TOTALS	.253	162	5505	629	1395	1915	183	29	93	595	60	45	34	509	42	816	59	47

1973 ANGELS DESIGNATED HITTERS

PLAYER	AVG	G	AB	R	H	TB	2B	3B	HR	RBI	SH	SF	HP	BB	IBB	SO	SB	CS
Grabarkewitz	.091	5	22	2	2	5	0	0	1	1	1	0	0	2	0	5	0	1
Llenas	.125	3	8	2	1	1	0	0	0	0	0	0	0	2	0	2	0	0
McCraw	.297	9	37	2	11	17	0	0	2	4	0	0	0	2	0	4	0	0
Oliver	.200	11	40	3	8	13	0	1	1	8	0	0	0	2	1	5	0	0
Parker	.000	2	2	0	0	0	0	0	0	0	0	0	0	0	0	2	0	0
Robinson	.260	127	466	75	121	224	25	0	26	84	1	3	9	76	10	82	1	1
Scheinblum	.417	7	24	4	10	14	1	0	1	2	0	0	0	5	1	3	0	0
Spencer	.000	1	3	0	0	0	0	0	0	0	0	0	0	1	0	1	0	0
TOTALS	.254	162	602	88	153	274	26	1	31	99	2	3	11	90	12	104	1	2

1973 ANGELS PITCHING

PITCHER	W-L	ERA	G	GS	CG	SHO	SV	IP	H	R	ER	HR	HB	BB	IB	SO	WP	BK
Allen	0-0	10.38	5	0	0	0	1	8.2	15	10	10	0	0	5	0	4	2	0
Barber	3-2	3.53	50	1	0	0	4	89.1	90	40	35	5	3	32	3	58	4	0
Hand	4-3	3.62	16	6	0	0	0	54.2	58	29	22	5	1	21	0	19	2	0
Hassler	0-4	3.69	7	4	1	0	0	31.2	33	23	13	0	3	19	0	19	2	1
Lange	2-1	4.44	17	4	1	0	0	52.2	61	30	26	9	1	21	2	27	1	0
May	7-17	4.38	34	28	10	4	0	185	177	101	90	20	3	80	9	134	6	3
Monteagudo	2-1	4.20	15	0	0	0	3	30	23	18	14	2	4	16	3	8	2	0
Perranoski	0-2	4.09	8	0	0	0	0	11	11	5	5	0	1	7	0	5	1	0
Ryan	21-16	2.87	41	39	26	4	1	326	238	113	104	18	7	162★	2	383★	15	0
Sells	7-2	3.71	51	0	0	0	10	68	72	30	28	2	5	35	6	25	8	1
Singer	20-14	3.22	40	40	19	2	0	315.2	280	124	113	15	9	130	5	241	7	1
Tanana	2-2	3.08	4	4	2	1	0	26.1	20	11	9	2	0	8	0	22	2	0
Wilshusen	0-0	81.00	1	0	0	0	0	.1	0	3	3	0	1	2	0	0	0	0
Wright	11-19	3.68	37	36	13	1	0	257	273	120	105	26	3	76	0	65	4	0
TOTALS	79-83	3.57	162	162	72	12	19	1456.1	1351	657	577	104	41	614	30	1010	56	6

WIN STREAK: 5, May 12-16

LOSING STREAK: 5, May 6-11 & June 21-27

CLUB HISTORY



YEAR-BY-YEAR STATISTICAL REVIEW



1974 ANGELS BATTING

PLAYER	AVG	G	AB	R	H	TB	2B	3B	HR	RBI	SH	SF	HP	BB	IBB	SO	SB	CS
Alomar	.222	46	54	12	12	14	0	1	0	1	1	0	0	2	0	8	2	0
Balaz	.238	14	42	4	10	13	0	0	1	5	1	0	1	2	0	10	0	0
Bochte	.270	57	196	24	53	74	4	1	5	26	4	2	1	18	0	23	6	3
Chalk	.252	133	465	44	117	147	9	3	5	31	9	4	7	30	1	57	10	10
Doherty	.256	74	223	20	57	82	14	1	3	15	4	1	0	8	1	13	2	1
Doyle	.260	147	511	47	133	159	19	2	1	34	9	2	1	25	2	49	6	7
Egan	.117	43	94	4	11	11	0	0	0	4	6	0	1	8	0	40	1	0
Epstein	.161	18	62	10	10	24	2	0	4	6	0	0	1	10	0	13	0	0
Heise	.267	29	75	7	20	27	7	0	0	6	3	0	0	5	0	10	0	1
Howard	.231	22	39	5	9	11	0	1	0	5	1	0	0	2	0	1	1	0
Lahoud	.271	127	325	46	88	149	16	3	13	44	1	3	47	3	57	4	5	
Llenas	.261	72	138	16	36	48	6	0	2	17	1	7	0	11	1	19	0	0
McCraw	.286	56	119	21	34	51	8	0	3	17	0	1	0	12	2	13	2	1
Meoli	.244	36	90	9	22	24	2	0	0	3	2	0	0	8	0	10	2	4
Nettles	.274	56	175	27	48	52	4	0	0	8	2	0	0	16	0	38	20	11
Oliver	.248	110	359	22	89	124	9	1	8	55	0	6	1	16	2	51	2	1
Ramirez	.163	31	86	4	14	14	0	0	0	7	4	1	0	6	0	23	2	1
Rivers	.285	118	466	69	133	183	19	11	3	31	11	1	1	39	0	47	30	13
Robinson	.251	129	427	75	107	197	26	2	20	63	1	5	10	75	14	85	5	1
Rodriguez	.253	140	395	48	100	141	20	0	7	36	8	4	9	69	6	56	4	5
Sands	.193	43	83	6	16	30	2	0	4	13	0	1	1	23	2	17	0	0
Schaal	.248	53	165	10	41	52	5	0	2	20	0	0	0	18	1	27	2	2
Scheinblum	.154	10	26	1	4	4	0	0	0	2	0	0	0	1	0	2	0	0
Stanton	.267	118	415	48	111	169	21	2	11	62	6	5	5	33	3	107	10	8
Valentine	.261	117	371	39	97	122	10	3	3	39	8	7	3	25	0	25	8	5
TOTALS	.254	163	5401	618	1372	1922	203	31	95	550	82	48	45	509	38	801	119	79

1974 ANGELS DESIGNATED HITTERS

PLAYER	AVG	G	AB	R	H	TB	2B	3B	HR	RBI	SH	SF	HP	BB	IBB	SO	SB	CS
Alomar	.000	1	1	0	0	0	0	0	0	0	0	0	0	0	0	1	0	0
Doherty	.000	2	3	0	0	0	0	0	0	0	0	0	0	0	0	1	0	0
Howard	.000	3	3	1	0	0	0	0	0	0	0	0	0	0	0	0	0	0
Lahoud	.214	10	28	1	6	8	2	0	0	0	0	0	0	6	0	7	2	1
Llenas	.160	10	25	2	4	5	1	0	0	2	0	2	0	4	0	3	0	0
McCraw	.200	2	5	1	1	1	0	0	0	0	0	0	0	0	0	0	0	0
Oliver	.667	1	3	0	2	2	0	0	0	2	0	0	1	0	0	0	0	0
Robinson	.252	119	424	75	107	197	26	2	20	63	1	5	10	73	10	84	5	1
Rodriguez	1.000	1	1	0	1	2	1	0	0	1	0	0	0	0	0	0	0	0
Sands	.185	21	65	4	12	22	1	0	3	9	0	1	0	15	1	14	0	0
Scheinblum	.000	1	1	0	0	0	0	0	0	0	0	0	0	0	0	0	0	0
Valentine	.308	4	13	1	4	5	1	0	0	1	0	0	0	3	0	1	0	0
TOTALS	.240	163	572	85	137	242	32	2	23	78	1	8	11	101	11	110	8	2

1974 ANGELS PITCHING

PITCHER	W-L	ERA	G	GS	CG	SHO	SV	IP	H	R	ER	HR	HB	BB	IB	SO	WP	BK
Cumberland	0-1	3.74	17	0	0	0	0	21.2	24	9	9	2	0	10	2	12	0	0
Dobson	2-3	5.70	5	5	2	0	0	30	39	19	19	3	0	13	1	16	3	0
Figueroa	2-8	3.67	25	12	5	1	0	105.1	119	46	43	3	4	36	2	49	0	1
Gilbreth	0-0	13.50	3	0	0	0	0	1.1	2	2	2	0	0	1	0	0	0	0
Hassler	7-11	2.61	23	22	10	2	1	162	132	64	47	10	9	79	2	76	7	1
Kirkwood	0-0	8.59	3	0	0	0	0	7.1	12	8	7	0	0	6	0	4	1	0
Lange	3-8	3.80	21	18	1	0	0	113.2	111	63	48	10	4	47	0	57	3	1
Lockwood	2-5	4.32	37	2	0	0	1	81.1	81	42	39	8	5	32	4	39	3	1
May	0-1	7.00	18	3	0	0	2	27	29	24	21	2	1	10	0	12	4	0
Pena	0-0	0.00	4	0	0	0	3	8	6	0	0	0	0	1	0	5	0	0
Pina	1-2	2.31	11	0	0	0	0	11.2	9	3	3	1	0	3	2	6	2	0
Quintana	2-1	4.26	18	0	0	0	0	12.2	17	6	6	0	0	14	1	11	0	0
Raziano	1-2	6.48	13	0	0	0	1	16.2	15	14	12	1	0	8	1	9	0	0
Ryan	22-16	2.89	42	41	26	3	0	332.2★	221	127	107	18	9	202★	3	367★	9	0
Sanders	0-0	2.79	9	0	0	0	1	9.2	10	5	3	0	0	3	0	4	1	0
Sells	2-3	3.69	20	0	0	0	2	39	48	19	16	3	3	16	0	14	3	0
Selma	2-2	5.09	18	0	0	0	1	23	22	13	13	2	1	17	2	15	4	0
Singer	7-4	2.98	14	14	8	0	0	108.2	102	48	36	3	1	43	0	77	4	1
Stoneman	1-8	6.14	13	11	0	0	0	58.2	78	41	40	8	2	31	0	33	2	0
Tanana	14-19	3.12	39	35	12	4	0	268.2	262	104	93	27	8	77	4	180	4	2
TOTALS	68-94	3.52	163	163	64	10	12	1439	1339	657	564	101	47	649	24	986	50	7

WIN STREAK: 6, Apr. 29-May 5

LOSING STREAK: 11, June 30-July 10

CLUB HISTORY



YEAR-BY-YEAR STATISTICAL REVIEW



1975 ANGELS BATTING

PLAYER	AVG	G	AB	R	H	TB	2B	3B	HR	RBI	SH	SF	HP	BB	IBB	SO	SB	CS
Allietta	.178	21	45	4	8	12	1	0	1	2	1	0	0	1	1	6	0	0
Balaz	.242	45	120	10	29	42	8	1	1	10	1	1	0	5	0	25	0	0
Bochte	.285	107	375	41	107	141	19	3	3	48	3	3	2	45	5	43	3	4
Briggs	.226	13	31	3	7	11	1	0	1	3	1	0	0	2	0	6	0	2
Chalk	.273	149	513	59	140	177	24	2	3	56	11	9	2	66	4	49	6	9
Collins	.266	93	319	41	85	115	13	4	3	29	3	3	1	36	1	55	24	10
Dade	.200	11	30	5	6	10	4	0	0	1	0	0	0	6	0	7	0	0
Doherty	.202	30	94	7	19	25	3	0	1	12	2	1	0	8	1	12	1	1
Doyle	.067	8	15	0	1	1	0	0	0	0	0	0	0	1	0	1	0	0
Egan	.229	28	70	7	16	21	3	1	0	3	4	0	0	5	0	14	0	0
Etchebarren	.280	31	100	10	28	39	0	1	3	17	1	1	0	14	0	19	1	0
Garrett	.262	37	107	17	28	51	5	0	6	18	1	1	0	14	0	28	3	0
Goodwin	.100	4	10	0	1	1	0	0	0	0	0	0	0	0	0	5	0	0
Hampton	.152	31	66	8	10	13	3	0	0	4	3	0	1	7	0	19	0	0
Harper	.239	89	285	40	68	89	10	1	3	31	4	3	2	38	5	51	19	8
Jackson	.231	13	39	2	9	11	2	0	0	2	2	0	0	2	0	10	1	1
Lahoud	.214	76	192	21	41	69	6	2	6	33	2	1	1	48	2	33	2	1
Llenas	.186	56	113	6	21	25	4	0	0	11	4	1	0	10	0	11	0	1
Meoli	.214	70	126	12	27	31	2	1	0	6	2	0	0	15	0	20	3	0
Miley	.174	70	224	17	39	58	3	2	4	26	7	2	1	16	1	54	0	1
Nettles	.231	112	294	50	68	79	11	0	0	23	3	1	1	26	2	57	22	15
Ramirez	.240	44	100	10	24	30	4	1	0	4	2	0	0	11	0	22	9	6
Remy	.258	147	569	82	147	177	17	5	1	46	12	3	0	45	1	55	34	21
Rivers	.284	155	616	70	175	221	17	13	1	53	7	4	2	43	5	42	70	14
Rodríguez	.235	90	226	20	53	68	6	0	3	27	9	3	6	49	0	37	2	2
Smith	.203	59	143	10	29	36	5	1	0	14	3	1	0	12	0	27	1	3
Stanton	.261	137	440	67	115	183	20	3	14	82	8	4	6	52	4	85	18	6
Sudakis	.121	30	58	4	7	12	2	0	1	6	0	2	1	12	3	15	1	1
Valentine	.281	26	57	5	16	18	2	0	0	5	1	3	1	4	0	3	0	2
TOTALS	.246	161	5377	628	1324	1766	195	41	55	572	97	47	27	593	35	811	220	108

1975 ANGELS DESIGNATED HITTERS

PLAYER	AVG	G	AB	R	H	TB	2B	3B	HR	RBI	SH	SF	HP	BB	IBB	SO	SB	CS
Balaz	.188	11	32	2	6	8	2	0	0	3	0	1	0	0	0	2	0	0
Bochte	.200	1	5	0	1	1	0	0	0	2	0	0	0	0	0	2	0	0
Briggs	.000	2	2	0	0	0	0	0	0	0	0	0	0	0	0	1	0	0
Collins	.222	12	36	4	8	14	0	0	2	9	0	1	0	6	1	5	1	0
Dade	.100	7	20	2	2	3	1	0	0	0	0	0	0	4	0	6	0	0
Doherty	.000	1	3	0	0	0	0	0	0	0	0	0	0	0	0	2	0	0
Garrett	.265	23	68	10	18	33	3	0	4	10	1	1	0	9	0	14	3	0
Goodwin	.111	3	9	0	1	1	0	0	0	0	0	0	0	0	0	4	0	0
Harper	.248	57	206	26	51	69	7	1	3	25	2	3	11	23	3	38	16	6
Lahoud	.223	35	103	16	23	39	5	1	3	19	1	1	0	30	2	15	1	0
Llenas	.176	6	17	0	3	4	1	0	0	1	0	0	0	2	0	1	0	0
Jackson	.000	1	1	0	0	0	0	0	0	0	0	0	0	0	0	1	0	0
Meoli	.000	3	0	1	0	0	0	0	0	0	0	0	0	0	0	0	1	0
Nettles	.375	9	8	5	3	4	1	0	0	3	1	1	0	2	0	1	1	0
Ramirez	.000	1	0	0	0	0	0	0	0	0	0	0	0	0	0	0	0	0
Rivers	.000	1	1	1	0	0	0	0	0	0	0	0	0	0	0	0	0	0
Smith	.000	4	0	2	0	0	0	0	0	0	0	0	0	0	0	0	0	0
Stanton	.000	1	0	0	0	0	0	0	0	0	0	0	0	0	0	0	0	0
Sudakis	.118	13	34	3	4	8	1	0	1	4	0	2	1	11	3	8	1	1
Valentine	.294	13	34	3	10	11	1	0	0	4	1	3	1	3	0	2	0	2
TOTALS	.261	161	498	74	130	196	22	2	13	80	6	13	3	90	9	102	24	9

1975 ANGELS PITCHING

PITCHER	W-L	ERA	G	GS	CG	SHO	SV	IP	H	R	ER	HR	HB	BB	IB	SO	WP	BK
Blaterick	0-0	6.23	2	0	0	0	0	4.1	9	5	3	0	0	1	0	5	1	0
Brewer	1-0	1.82	21	0	0	0	5	34.2	38	9	7	2	0	11	1	22	2	0
Dobson	0-2	6.75	9	2	0	0	0	28	30	26	21	5	2	13	1	14	4	0
Figuerora	16-13	2.91	33	32	16	2	0	244.2	213	96	79	14	5	84	6	139	5	2
Hassler	3-12	5.94	30	18	6	1	0	133.1	158	94	88	12	6	53	0	82	10	0
Hockenberry	0-5	5.27	16	4	0	0	1	41	48	27	24	3	3	19	2	15	3	0
Hudson	0-1	9.53	3	1	0	0	0	5.2	7	6	6	0	0	4	0	0	0	0
Kirkwood	6-5	3.11	44	2	0	0	7	84	85	38	29	6	0	28	2	49	1	0
Lange	4-6	5.21	30	8	1	0	1	102	119	70	59	12	1	53	3	45	3	1
Monge	0-2	4.18	4	2	2	0	0	23.2	22	12	11	3	1	10	0	17	2	0
Pactwa	1-0	3.86	4	3	0	0	0	16.1	23	7	7	0	0	10	0	3	1	0
Pena	0-2	2.13	7	0	0	0	0	12.2	13	3	3	0	0	8	1	4	1	0
Quintana	0-2	6.43	4	0	0	0	0	7	13	6	5	2	0	6	1	5	0	0
Ross	0-1	5.40	1	1	0	0	0	5	6	3	3	1	0	1	1	4	0	0
Ryan	14-12	3.45	28	28	10	5	0	198	152	90	76	13	7	132	0	186	12	0
Scott	4-2	3.29	50	0	0	0	1	68.1	59	34	25	8	1	18	5	31	2	0
Sells	0-0	8.64	4	0	0	0	0	8.1	9	10	8	3	0	8	1	7	1	0
Singer	7-15	4.98	29	27	8	0	1	179	171	107	99	18	6	81	5	78	6	1
Tanana	16-9	2.62	34	33	16	5	0	257.1	211	80	75	21	7	73	6	269	8	1
TOTALS	72-89	3.89	161	161	59	13	16	1453.1	1386	723	628	123	39	613	35	975	62	5

WIN STREAK: 4, May 16-19; June 4-7

LOSING STREAK: 7, June 23-29

CLUB HISTORY



YEAR-BY-YEAR STATISTICAL REVIEW



1976 ANGELS BATTING

PLAYER	AVG	G	AB	R	H	TB	2B	3B	HR	RBI	SH	SF	HP	BB	IBB	SO	SB	CS
Alvarez	.167	14	42	4	7	14	1	0	2	8	0	0	0	0	3	0	0	
Bochte	.258	146	466	53	120	145	17	1	2	49	6	5	2	64	11	53	4	5
Bonds	.265	99	378	48	100	146	10	3	10	54	0	5	3	41	6	90	30	15
Briggs	.214	77	248	19	53	73	13	2	1	14	2	2	1	13	3	47	0	3
Chalk	.217	142	438	39	95	111	14	1	0	33	12	3	10	49	3	62	0	0
Collins	.263	99	365	45	96	122	12	1	4	28	7	1	0	40	2	55	32	19
Dade	.111	13	9	2	1	1	0	0	0	1	0	0	0	3	0	3	0	0
Davis	.265	72	219	16	58	72	5	0	3	26	0	2	1	15	3	18	0	1
Easler	.241	21	54	6	13	16	1	1	0	4	1	2	0	2	1	11	1	1
Etchebarren	.227	103	247	15	56	67	9	1	0	21	6	0	4	24	0	37	0	2
Garrett	.125	29	48	4	6	9	3	0	0	3	0	1	0	5	0	16	0	0
Guerrero	.284	83	268	24	76	91	12	0	1	18	5	5	3	7	2	12	0	0
Hampton	.000	3	2	0	0	0	0	0	0	0	0	0	0	0	0	0	0	0
Herrmann	.174	29	46	5	8	17	3	0	2	8	2	1	0	7	2	8	0	0
Humphrey	.245	71	196	17	48	61	10	0	1	19	4	2	5	13	0	30	0	1
Jackson	.227	127	410	44	93	141	18	3	8	40	4	3	7	30	1	58	5	4
Jones	.211	78	166	22	35	59	6	0	6	17	4	2	1	14	3	30	3	0
Lahoud	.177	42	96	8	17	21	4	0	0	4	0	0	2	18	1	16	0	0
Lopez	.000	9	10	1	0	0	0	0	0	0	0	0	0	2	0	3	2	0
Melton	.208	118	341	31	71	112	17	3	6	42	2	3	2	44	2	53	2	0
Miley	.184	14	38	4	7	9	2	0	0	4	1	1	0	4	1	8	1	0
Nordbrook	.000	5	8	1	0	0	0	0	0	1	0	0	1	0	3	1	0	0
Ramirez	.200	30	70	3	14	15	1	0	0	5	7	0	0	6	0	11	3	2
Remy	.263	143	502	64	132	152	14	3	0	28	13	4	0	38	1	43	35	16
Scott	.000	35	0	1	0	0	0	0	0	0	0	0	0	0	0	0	0	0
Smith	.375	13	8	0	3	3	0	0	0	1	0	0	0	0	0	2	0	0
Solaita	.270	63	215	25	58	94	9	0	9	33	1	2	0	34	3	44	1	1
Stanton	.190	93	231	12	44	65	13	1	2	25	5	3	1	24	1	57	2	6
Torres	.205	120	264	37	54	94	16	3	6	27	8	1	0	36	3	39	4	4
TOTALS	.235	162	5385	550	1265	1710	210	23	63	511	92	48	42	534	49	812	126	80

1976 ANGELS DESIGNATED HITTERS

PLAYER	AVG	G	AB	R	H	TB	2B	3B	HR	RBI	SH	SF	HP	BB	IBB	SO	SB	CS
Alvarez	.200	2	5	2	1	4	0	0	1	3	0	0	0	0	0	0	0	0
Bochte	.000	1	1	0	0	0	0	0	0	0	0	0	0	0	0	1	0	0
Bonds	.000	1	3	0	0	0	0	0	0	0	0	0	0	1	0	1	0	0
Briggs	.000	1	0	0	0	0	0	0	0	0	0	0	0	0	0	0	0	0
Collins	.290	22	93	11	27	36	6	0	1	5	1	0	0	3	0	20	8	4
Dade	.000	1	0	0	0	0	0	0	0	0	0	0	0	0	0	0	0	0
Davis	.250	54	200	16	50	64	5	0	3	19	0	1	0	15	3	17	1	1
Easler	.224	16	49	5	11	12	1	0	0	4	1	2	0	2	1	9	1	0
Garrett	.083	4	12	1	1	2	1	0	0	1	0	0	0	2	0	6	0	0
Guerrero	.182	7	22	0	4	5	1	0	0	2	0	1	1	1	0	1	0	0
Jackson	.391	6	23	3	9	12	3	0	0	3	1	0	0	0	0	2	0	1
Jones	.000	2	1	0	0	0	0	0	0	0	1	0	0	0	0	0	0	0
Lahoud	.444	3	9	1	4	6	2	0	0	2	0	0	0	3	0	1	0	0
Lopez	.000	1	0	0	0	0	0	0	0	0	0	0	0	1	0	0	0	0
Melton	.207	51	169	17	35	60	9	2	4	26	1	2	2	25	2	27	1	0
Nordbrook	.000	1	0	0	0	0	0	0	0	0	0	0	0	0	0	0	0	0
Remy	.000	5	0	0	0	0	0	0	0	0	0	0	0	0	0	0	0	1
Smith	.000	1	0	0	0	0	0	0	0	0	0	0	0	0	0	0	0	0
Solaita	.375	7	24	5	9	16	1	0	2	6	0	0	0	5	0	6	0	0
Stanton	.571	4	7	2	4	9	0	1	1	6	1	0	0	0	0	2	0	0
Tanana	.000	1	0	0	0	0	0	0	0	0	0	0	0	0	0	0	0	0
Torres	.000	6	0	3	0	0	0	0	0	0	0	0	0	0	0	0	0	0
TOTALS	.251	162	618	66	155	226	29	3	12	77	6	6	3	58	6	93	12	7

1976 ANGELS PITCHING

PITCHER	W-L	ERA	G	GS	CG	SHO	SV	IP	H	R	ER	HR	HB	BB	IB	SO	WP	BK
Brewer	3-1	2.70	13	0	0	0	2	20	20	7	6	0	0	6	0	16	0	0
Drago	7-8	4.42	43	0	0	0	6	79.1	80	42	39	7	5	31	8	43	3	0
Dunning	0-0	7.50	4	0	0	0	0	6	9	9	5	2	0	6	1	4	0	0
Hartzell	7-4	2.77	37	15	7	2	2	166	166	64	51	6	10	43	5	51	3	0
Hassler	0-6	5.13	14	4	0	0	0	47.1	50	31	27	3	0	17	2	16	1	0
Kirkwood	6-12	4.62	28	26	4	0	0	157.2	167	91	81	12	1	57	9	78	4	0
Monge	6-7	3.37	32	13	2	0	0	117.2	108	50	44	10	1	49	0	53	4	0
Overy	0-2	6.14	5	0	0	0	0	7.1	6	5	5	1	1	3	1	8	0	0
Ross	8-16	3.00	34	31	7	2	0	225	224	89	75	12	5	58	5	100	0	0
Ryan	17-18	3.36	39	39	21	7	★	284.1	193	117	106	13	5	183	2	327	5	2
Scott	3-0	3.23	33	0	0	0	3	39	47	17	14	3	0	12	4	10	1	0
Tanana	19-10	2.43	34	34	23	2	0	288.1	212	88	78	24	9	73	5	261	5	0
Verhoeven	0-2	3.38	21	0	0	0	4	37.1	35	15	14	2	0	14	8	23	1	0
Wheelock	0-0	27.00	2	0	0	0	0	2	6	6	6	0	1	1	0	2	0	0
TOTALS	76-86	3.36	162	162	64	13	17	1477.1	1323	631	551	95	38	553	50	992	27	2

WIN STREAK: 4, four times

LOSING STREAK: 6, Apr. 21-30



YEAR-BY-YEAR STATISTICAL REVIEW



1977 ANGELS BATTING

PLAYER	AVG	G	AB	R	H	TB	2B	3B	HR	RBI	SH	SF	HP	BB	IBB	SO	SB	CS
Aikens	.198	42	91	5	18	22	4	0	0	6	0	0	0	10	2	23	1	2
Baylor	.251	154	561	87	141	243	27	0	25	75	2	8	12	62	7	76	26	12
Bochte	.290	25	100	12	29	39	4	0	2	8	1	0	7	0	4	3	2	
Bonds	.264	158	592	103	156	308	23	9	37	115	1	10	2	74	5	141	41	18
Bosley	.297	58	212	19	63	77	10	2	0	19	4	2	1	16	0	32	5	4
Briggs	.162	59	74	6	12	17	2	0	1	4	0	1	0	8	1	14	0	0
Chalk	.277	149	519	58	144	184	27	2	3	45	9	6	5	52	2	69	12	8
Etchebarren	.254	80	114	11	29	35	2	2	0	14	3	2	0	12	0	19	3	1
Flores	.278	104	342	41	95	125	19	4	1	26	6	0	1	23	2	39	12	10
Goodwin	.209	35	91	5	19	30	6	1	1	8	0	0	0	5	1	19	0	0
Grich	.243	52	181	24	44	71	6	0	7	23	3	3	1	37	4	40	6	6
Guerrero	.283	86	244	17	69	84	8	2	1	28	2	2	0	4	1	16	0	0
Hampton	.295	52	44	5	13	23	1	0	3	9	0	0	1	2	0	10	0	0
Humphrey	.227	123	304	17	69	86	11	0	2	34	7	3	4	21	0	58	1	1
Jackson	.243	106	292	38	71	114	15	2	8	28	3	2	1	24	2	42	3	2
Jones	.176	14	17	3	3	6	0	0	1	3	0	1	0	4	0	5	0	0
Kingman	.194	10	36	4	7	15	2	0	2	4	1	0	1	1	0	16	0	0
Landreaux	.250	23	76	6	19	26	5	1	0	5	0	0	0	5	1	15	1	1
May	.333	11	18	0	6	6	0	0	0	1	0	0	0	5	0	1	0	0
Mulliniks	.269	78	271	36	73	99	13	2	3	21	8	0	1	23	2	36	1	1
Nolan	.000	6	0	1	0	0	0	0	0	0	0	0	0	0	0	0	0	0
Ramirez	.077	25	13	6	1	1	0	0	0	0	0	0	0	0	0	3	1	0
Remy	.252	154	575	74	145	196	19	10	4	44	19	4	2	59	2	59	41	17
Rudi	.264	64	242	48	64	120	13	2	13	53	2	2	4	22	4	48	1	0
Solaita	.241	116	324	40	78	135	15	0	14	53	2	4	0	56	6	77	1	3
Torres	.156	58	77	9	12	24	1	1	3	10	1	1	0	10	0	18	0	1
TOTALS	.255	162	5410	675	1380	2086	233	40	131	636	74	51	36	542	42	880	159	89

1977 ANGELS DESIGNATED HITTERS

PLAYER	AVG	G	AB	R	H	TB	2B	3B	HR	RBI	SH	SF	HP	BB	IBB	SO	SB	CS
Aikens	.222	13	36	5	8	9	1	0	0	1	0	0	0	5	1	11	1	0
Baylor	.259	61	220	42	57	108	15	0	12	34	1	3	3	36	3	31	12	7
Bochte	.800	1	5	0	4	5	1	0	0	0	0	0	0	0	0	0	0	1
Bonds	.217	18	69	10	15	31	2	1	4	11	0	0	0	8	0	19	5	2
Flores	.313	8	16	4	5	6	1	0	0	1	0	0	0	3	1	3	1	2
Goodwin	.228	23	79	5	18	29	6	1	1	8	0	0	0	5	1	14	0	0
Guerrero	.227	19	66	5	15	21	1	1	1	8	0	1	0	3	1	5	0	0
Hampton	.000	2	4	0	0	0	0	0	0	0	0	0	0	0	0	1	0	0
Jackson	.208	20	53	6	11	16	2	0	1	3	1	0	0	9	2	7	1	0
Jones	.167	6	12	3	2	5	0	0	1	2	0	0	0	3	0	3	0	0
May	.000	1	3	0	0	0	0	0	0	0	0	0	0	1	0	0	0	0
Ramirez	.000	1	0	0	0	0	0	0	0	0	0	0	0	0	0	0	0	0
Rudi	.222	3	9	1	2	6	1	0	1	1	0	0	0	0	0	5	0	0
Solaita	.300	6	20	2	6	9	0	0	1	4	1	0	0	0	0	5	0	0
TOTALS	.242	162	592	83	143	245	30	3	22	73	3	4	3	73	9	104	20	12

1977 ANGELS PITCHING

PITCHER	W-L	ERA	G	GS	CG	SHO	SV	IP	H	R	ER	HR	HB	BB	IB	SO	WP	BK
Barlow	4-2	4.58	20	1	0	0	1	59	53	33	30	3	4	27	6	25	1	1
Brett	7-10	4.25	21	21	5	0	0	142	157	73	67	15	3	38	0	41	4	1
Caneira	2-2	4.08	6	4	0	0	0	28.2	27	15	13	5	0	16	2	17	1	1
Cuellar	0-1	18.90	2	1	0	0	0	3.1	9	7	7	2	0	3	1	3	0	0
Drago	0-1	3.00	13	0	0	0	2	21	22	8	7	3	0	3	2	15	1	0
Hartzell	8-12	3.57	41	23	6	0	4	189.1	200	92	75	14	4	38	6	79	5	1
Kirkwood	1-0	5.09	13	0	0	0	1	17.2	20	12	10	3	0	9	3	10	1	0
Kuhaulua	0-0	15.63	3	1	0	0	0	6.1	15	11	11	1	0	7	0	3	2	0
LaRoche	6-5	3.10	46	0	0	0	13	81.1	64	31	28	8	2	37	8	61	0	0
Miller	4-4	3.02	41	0	0	0	4	92.1	81	35	31	10	0	30	7	49	2	0
Monge	0-1	2.92	4	0	0	0	1	12.1	14	6	4	2	0	6	0	4	0	0
Moore	0-2	3.97	7	3	0	0	0	22.2	28	19	10	7	3	10	1	14	0	0
Nolan	0-3	8.84	5	5	0	0	0	18.1	31	19	18	5	0	2	0	4	0	0
Ross	2-4	5.55	14	12	0	0	0	58.1	83	41	36	10	2	11	1	30	2	0
Ryan	19-16	2.77	37	37	22★	4	0	299	198	110	92	12	9	204★	7	341★	21★	3
Scott	0-2	5.63	12	0	0	0	0	16	19	16	10	1	0	4	2	5	0	0
Simpson	6-12	5.83	27	23	0	0	0	122	154	90	79	14	7	62	3	55	8	0
Tanana	15-9	2.54	31	31	20	7	0	241.1	201	72	68	19	12	61	2	205	8	1
Verhoeven	0-2	3.86	3	0	0	0	0	4.2	4	3	2	0	1	4	1	3	0	0
Walker	0-0	9.00	1	0	0	0	0	2	3	2	2	2	0	0	1	0	0	0
TOTALS	74-88	3.76	162	162	53	11	26	1437.2	1383	695	600	136	47	572	52	965	56	8

WIN STREAK: 4, Apr. 28-May 1

LOSING STREAK: 6, Sept. 21-27

CLUB HISTORY



YEAR-BY-YEAR STATISTICAL REVIEW



1978 ANGELS BATTING

PLAYER	AVG	G	AB	R	H	TB	2B	3B	HR	RBI	SH	SF	HP	BB	IBB	SO	SB	CS
Anderson	.194	48	108	6	21	28	7	0	0	7	7	1	0	11	1	16	0	0
Baylor	.255	158	591	103	151	279	26	0	34	99	0	12	18	56	9	71	22	9
Bostock	.296	147	568	74	168	215	24	4	5	71	4	4	2	59	8	36	15	12
Chalk	.253	135	470	42	119	134	12	0	1	34	11	1	7	38	0	34	5	8
Downing	.255	133	412	42	105	141	15	0	7	46	4	2	6	52	2	47	3	2
Fairly	.217	91	235	23	51	86	5	0	10	40	2	5	1	25	2	31	0	1
Goodwin	.276	24	58	9	16	27	5	0	2	10	0	1	0	10	0	13	0	0
Grich	.251	144	487	68	122	160	16	2	6	42	19	3	7	75	1	83	4	3
Hampton	.214	19	14	2	3	8	0	1	1	4	0	0	0	2	0	7	1	0
Humphrey	.219	53	114	11	25	34	4	1	1	9	2	3	2	6	0	12	0	1
Jackson	.297	105	387	49	115	163	18	6	6	57	2	4	9	16	1	31	2	3
Landreaux	.223	93	260	37	58	90	7	5	5	23	1	0	2	20	4	20	7	3
Lansford	.294	121	453	63	133	184	23	2	8	52	5	7	4	31	2	67	20	9
Machemer	.273	10	22	6	6	10	1	0	1	2	1	0	0	2	0	1	0	1
Miller	.263	132	475	66	125	161	25	4	1	37	10	4	4	54	1	70	3	13
Mulliniks	.185	50	119	6	22	30	3	1	1	6	0	2	1	8	0	23	2	0
Rettenmund	.269	50	108	16	29	39	5	1	1	14	1	1	2	30	0	13	0	3
Rudi	.256	133	497	58	127	207	27	1	17	79	3	6	2	28	4	82	2	1
Solaita	.223	60	94	10	21	27	3	0	1	14	0	0	0	16	3	25	0	0
TOTALS	.259	162	5472	691	1417	2023	226	28	108	646	72	56	67	539	38	682	86	69

1978 ANGELS DESIGNATED HITTERS

PLAYER	AVG	G	AB	R	H	TB	2B	3B	HR	RBI	SH	SF	HP	BB	IBB	SO	SB	CS
Baylor	.249	102	386	65	96	174	18	0	20	64	0	8	9	35	6	52	12	5
Bostock	.250	1	4	0	1	1	0	0	0	0	0	0	0	0	0	0	0	0
Chalk	.000	1	0	0	0	0	0	0	0	0	1	0	0	0	0	0	0	0
Downing	.167	2	6	1	1	4	0	0	1	1	0	0	0	2	0	2	0	0
Fairly	.231	5	13	2	3	9	0	0	2	5	0	0	0	1	0	2	0	0
Goodwin	.275	15	51	8	14	24	4	0	2	9	0	1	0	9	0	11	0	0
Hampton	.250	4	8	1	2	5	0	0	1	2	0	0	0	2	0	5	1	0
Jackson	.000	1	0	0	0	0	0	0	0	0	0	0	1	0	0	0	0	0
Landreaux	.000	1	0	0	0	0	0	0	0	0	0	0	0	0	0	0	0	0
Lansford	.400	1	5	1	2	5	0	0	1	1	0	0	0	0	0	0	0	0
Mulliniks	.000	2	0	2	0	0	0	0	0	0	0	0	0	0	0	0	0	0
Rettenmund	.255	18	47	8	12	15	1	1	0	4	1	0	1	12	0	5	0	1
Rudi	.095	11	42	0	4	4	0	0	0	0	0	0	0	3	0	14	0	0
Solaita	.238	18	42	8	10	15	2	0	1	6	0	0	0	7	2	12	0	0
TOTALS	.240	162	604	96	145	256	25	1	28	92	2	9	11	71	8	103	13	6

1978 ANGELS PITCHING

PITCHER	W-L	ERA	G	GS	CG	SHO	SV	IP	H	R	ER	HR	HB	BB	IB	SO	WP	BK
Aase	11-8	4.03	29	29	6	1	0	178.2	185	88	80	14	2	80	4	93	3	0
Barlow	0-0	4.50	1	0	0	0	0	2	3	1	1	0	0	0	0	1	0	0
Brett	3-5	4.95	31	10	1	1	1	100	100	60	55	12	1	42	5	43	1	2
Caneira	0-0	7.04	2	2	0	0	0	7.2	8	6	6	2	0	3	0	0	0	0
Fitzmorris	1-0	1.71	9	2	0	0	0	31.2	26	9	6	2	0	14	3	8	0	0
Frost	5-4	2.58	11	10	2	1	0	80.1	71	24	23	6	2	24	3	30	3	0
Griffin	3-4	4.02	24	4	0	0	0	56	63	39	25	8	1	31	2	35	2	0
Hartzell	6-10	3.44	54	12	5	0	6	157	168	67	60	8	5	41	9	55	5	1
Knapp	14-8	4.21	30	29	6	0	0	188.1	178	94	88	25	2	67	6	126	3	0
LaRoche	10-9	2.82	59	0	0	0	25	95.2	73	35	30	7	2	48	11	70	0	0
Miller	6-2	2.66	41	0	0	0	1	84.2	85	29	25	3	5	41	3	34	1	1
Ryan	10-13	3.72	31	31	14	3	0	234.2	183	106	97	12	3	148★	7	260★	13★	2
Tanana	18-12	3.65	33	33	10	4	0	239	239	108	97	26	9	60	7	137	5	8
TOTALS	87-75	3.65	162	162	44	10	33	1455.2	1382	666	590	125	32	599	60	892	36	14

WIN STREAK: 4, seven times

LOSING STREAK: 7, May 27-June 3



YEAR-BY-YEAR STATISTICAL REVIEW



1979 ANGELS BATTING

PLAYER	AVG	G	AB	R	H	TB	2B	3B	HR	RBI	SH	SF	HP	BB	IBB	SO	SB	CS
Aikens	.280	116	379	59	106	187	18	0	21	81	0	6	1	61	8	79	1	3
Anderson	.248	96	234	33	58	82	13	1	3	23	9	3	1	17	0	31	3	2
Baylor	.296	162	628	120	186	333	33	3	36	139	0	12	11	71	6	51	22	12
Campaneris	.234	85	239	27	56	68	4	4	0	15	11	2	2	19	0	32	12	4
Carew	.318	110	409	78	130	160	15	3	44	8	3	0	73	7	46	18	8	8
Clark	.296	19	54	8	16	25	2	2	1	5	1	0	0	5	0	11	1	1
Davis	.250	43	56	9	14	18	2	1	0	2	1	0	0	4	0	7	1	0
Donohue	.224	38	107	13	24	38	3	1	3	14	1	0	2	3	0	29	2	0
Downing	.326	148	509	87	166	235	27	3	12	75	3	2	5	77	4	57	3	3
Ford	.290	142	569	100	165	264	26	5	21	101	3	13	3	40	0	86	8	5
Garr	.125	6	24	0	3	3	0	0	0	0	0	0	0	0	0	3	0	0
Grich	.294	153	534	78	157	287	30	5	30	101	12	2	59	10	84	1	0	
Hampton	.400	4	5	0	2	2	0	0	0	0	0	0	0	0	1	0	0	0
Harlow	.233	62	159	22	37	49	8	2	0	14	1	0	2	25	0	34	1	3
Harper	.000	1	2	0	0	0	0	0	0	0	0	0	0	0	0	1	0	0
Harris	.000	1	2	0	0	0	0	0	0	0	0	0	0	0	0	0	0	0
Humphrey	.059	9	17	2	1	1	0	0	0	0	1	0	0	1	0	2	0	0
Lansford	.287	157	654	114	188	285	30	5	19	79	12	4	3	39	2	115	20	8
Miller, R.	.293	120	427	60	125	156	15	5	2	28	9	1	1	50	1	69	5	4
Mulliniks	.147	22	68	7	10	13	0	0	1	8	0	5	1	4	0	14	0	0
Ramirez	.000	13	12	1	0	0	0	0	0	0	1	0	1	1	0	6	1	0
Rettenmund	.263	35	76	7	20	25	2	0	1	10	1	1	1	11	1	14	1	0
Rudi	.242	90	300	35	80	130	11	3	11	61	4	2	1	24	3	61	0	0
Thon	.339	35	56	6	19	22	3	0	0	8	1	0	0	5	0	10	0	0
TOTALS	.282	162	5550	866	1563	2383	242	43	164	808	79	56	37	589	42	843	100	53

1979 ANGELS DESIGNATED HITTERS

PLAYER	AVG	G	AB	R	H	TB	2B	3B	HR	RBI	SH	SF	HP	BB	IBB	SO	SB	CS
Aikens	.295	51	173	26	51	90	9	0	10	36	0	2	0	28	6	33	0	1
Baylor	.349	65	252	57	88	167	11	1	22	73	0	4	2	35	1	17	9	5
Campaneris	.000	1	0	0	0	0	0	0	0	0	0	0	0	0	0	0	1	0
Carew	.273	6	22	5	6	11	2	0	1	2	0	0	0	4	1	3	3	0
Davis	.400	6	20	6	8	10	2	0	0	1	1	0	0	0	0	4	0	0
Downing	.415	18	65	11	27	41	5	0	3	18	1	0	0	6	1	7	0	0
Garr	.125	6	24	0	3	3	0	0	0	0	0	0	0	0	0	3	0	0
Harper	.000	1	2	0	0	0	0	0	0	0	0	0	0	0	0	1	0	0
Miller, R.	.000	2	1	0	0	0	0	0	0	0	0	0	0	0	0	1	0	0
Rettenmund	.283	17	46	5	13	18	2	0	1	4	0	1	1	7	0	10	1	0
Rudi	.000	3	11	0	0	0	0	0	0	0	0	0	0	0	0	3	0	0
TOTALS	.318	162	616	110	196	340	31	1	37	134	2	7	3	80	9	82	14	6

1979 ANGELS PITCHING

PITCHER	W-L	ERA	G	GS	CG	SHO	SV	IP	H	R	ER	HR	HB	BB	IB	SO	WP	BK
Aase	9-10	4.81	37	28	7	1	2	185.1	200	104	99	19	1	77	7	96	5	0
Barlow	1-1	5.13	35	0	0	0	0	86	106	54	49	8	4	30	2	33	6	0
Barr	10-12	4.20	36	25	5	0	0	197	217	100	92	22	3	55	5	69	2	1
Botting	2-0	8.80	12	1	0	0	0	29.2	46	30	29	6	1	15	1	22	4	1
Clear	11-5	3.63	52	0	0	0	14	109	87	48	44	6	3	68	5	98	9	1
Eddy	1-1	4.73	7	4	0	0	0	32.1	36	19	17	1	2	20	0	7	0	0
Ferris	0-0	1.50	2	0	0	0	0	6	5	2	1	1	0	3	1	2	1	0
Frost	16-10	3.57	36	33	12	2	1	239.1	226	108	95	17	5	77	4	107	5	0
Knapp	5-5	5.51	20	18	3	0	0	98	109	73	60	8	2	35	1	36	2	0
LaRoche	7-11	5.57	53	1	0	0	10	85.2	107	54	53	13	2	32	4	59	0	1
Miller, D.	1-0	3.31	14	1	0	0	0	35.1	44	14	13	2	2	13	0	16	1	0
Montague	2-0	5.09	14	0	0	0	0	6	17.2	16	12	10	3	0	9	0	6	0
Ryan	16-14	3.60	34	34	17	5★	0	222.2	169	104	89	15	6	114	3	223★	9	0
Schuler	0-0	10.80	1	0	0	0	0	1.2	2	2	2	1	0	0	0	1	0	0
Tanana	7-5	3.89	18	17	2	1	0	90.1	93	44	39	9	2	25	0	46	6	1
TOTALS	88-74	4.34	162	162	46	9	33	1436	1463	768	692	131	33	573	33	820	53	5

WIN STREAK: 10, Apr. 11-21

LOSING STREAK: 7, June 21-28

CLUB HISTORY



YEAR-BY-YEAR STATISTICAL REVIEW



1980 ANGELS BATTING

PLAYER	AVG	G	AB	R	H	TB	2B	3B	HR	RBI	SH	SF	HP	BB	IBB	SO	SB	CS
Baylor	.250	90	340	39	85	116	12	2	5	51	4	0	11	24	4	4	6	6
Campaneris	.252	77	210	32	53	69	8	1	2	18	7	2	1	14	0	33	10	5
Carew	.331	144	540	74	179	236	34	7	3	59	9	3	1	59	7	38	23	15
Clark	.230	78	261	26	60	87	10	1	5	23	1	0	2	11	0	42	0	1
Cliburn	.179	54	56	7	10	18	2	0	2	6	0	1	0	3	0	9	0	0
Cowens	.227	34	119	11	27	35	5	0	1	17	0	0	1	12	1	21	1	2
Cruz	.275	18	40	5	11	17	3	0	1	5	0	0	0	5	1	8	0	0
Donohue	.188	84	218	18	41	53	4	1	2	14	3	1	1	7	0	63	5	1
Downing	.290	30	93	5	27	39	6	0	2	25	1	2	0	12	1	12	0	2
Ford	.279	65	226	22	63	95	11	0	7	26	1	1	2	19	1	45	0	1
Garr	.190	21	42	5	8	9	1	0	0	3	0	0	0	4	2	6	0	0
Grich	.271	150	498	60	135	203	22	2	14	62	5	5	4	84	2	108	3	7
Harlow	.276	109	301	47	83	116	13	4	4	27	4	1	1	48	1	61	3	2
Harris	.293	19	41	8	12	23	5	0	2	7	0	1	0	7	0	4	0	1
Kubski	.254	22	63	11	16	19	3	0	0	6	0	0	0	6	0	10	1	1
Lansford	.261	151	602	87	157	235	27	3	15	80	7	11★	0	50	2	93	14	5
Miller	.274	129	412	52	113	139	14	3	2	38	6	3	1	48	4	71	7	3
Patek	.264	86	273	41	72	107	10	5	5	34	8	2	1	15	1	26	7	6
Rettenmund	.250	2	4	0	1	1	0	0	0	0	0	0	0	1	0	1	0	0
Rudi	.237	104	372	42	88	155	17	1	16	53	2	3	5	17	2	84	1	0
Skaggs	.197	24	66	7	13	16	0	0	1	9	1	1	0	9	0	13	0	0
Thompson	.317	102	312	59	99	164	14	0	17	70	2	3	0	70	9	60	2	0
Thon	.255	80	267	32	68	84	12	2	0	15	5	2	1	10	0	28	7	5
Whitmer	.241	48	87	8	21	24	3	0	0	7	9	2	0	4	0	21	1	0
TOTALS	.265	160	5443	698	1442	2060	236	32	106	655	75	44	32	539	38	889	91	63

1980 ANGELS DESIGNATED HITTERS

PLAYER	AVG	G	AB	R	H	TB	2B	3B	HR	RBI	SH	SF	HP	BB	IBB	SO	SB	CS
Baylor	.223	36	130	14	29	37	5	0	1	18	0	3	4	13	3	14	1	4
Campaneris	1.000	1	1	1	1	1	0	0	0	0	0	0	0	0	0	0	0	1
Carew	.362	32	127	20	46	59	8	1	1	16	1	2	1	13	0	5	4	2
Cowens	1.000	1	1	1	1	4	0	0	1	3	0	0	0	0	0	0	0	0
Downing	.357	13	42	2	15	21	3	0	1	14	0	2	0	5	0	3	0	1
Ford	.276	15	58	5	16	19	3	0	0	5	0	1	1	7	0	11	0	1
Garr	.241	8	29	4	7	8	1	0	0	2	0	0	0	2	2	4	0	0
Harlow	1.000	1	1	1	1	2	1	0	0	1	0	0	0	0	0	0	0	0
Rettenmund	.333	1	3	0	1	1	0	0	0	0	0	0	0	1	0	1	0	0
Rudi	.182	3	11	0	2	3	1	0	0	1	0	0	1	1	0	3	0	0
Thompson	.351	45	148	34	52	89	4	0	11	36	0	2	0	31	4	28	2	0
Thon	.310	15	58	6	18	23	3	1	0	5	0	1	0	1	0	5	1	2
TOTALS	.310	160	609	88	189	267	29	2	15	101	1	11	7	74	9	74	8	11

1980 ANGELS PITCHING

PITCHER	W-L	ERA	G	GS	CG	SHO	SV	IP	H	R	ER	HR	HB	BB	IB	SO	WP	BK
Aase	8-13	4.06	40	21	5	1	2	175	193	83	79	13	1	66	3	74	2	1
Barr	1-4	5.56	24	7	0	0	1	68	90	43	42	12	3	23	2	22	2	0
Botting	0-3	5.81	6	6	0	0	0	26.1	40	20	17	1	0	13	0	12	2	0
Clear	11-11	3.30	58	0	0	0	9	106.1	82	51	39	2	5	65	9	105	4	0
Dorsey	1-2	9.19	4	4	0	0	0	15.2	25	16	16	2	1	8	0	8	0	0
Ferris	0-2	5.87	5	3	0	0	0	15.1	23	13	10	2	0	9	0	4	1	0
Frost	4-8	5.29	15	15	2	0	0	78.1	97	53	46	8	2	21	1	28	3	0
Halicki	3-1	4.84	10	6	0	0	0	35.1	39	22	19	5	0	11	0	16	1	0
Hassler	5-1	2.49	41	0	0	0	10	83	67	25	23	8	1	37	8	75	1	0
Kison	3-6	4.91	13	13	2	1	0	73.1	73	46	40	5	3	32	2	28	0	2
Knapp	2-11	6.14	32	20	1	0	1	117.1	133	83	80	18	8	51	1	46	4	1
LaRoche	3-5	4.08	52	9	1	0	4	128	122	62	58	14	3	39	3	89	0	1
Lemanczyk	2-4	4.32	21	2	0	0	0	66.2	81	40	32	8	2	27	2	19	2	2
Martinez	7-9	4.52	30	23	4	1	0	149.1	150	81	75	14	1	59	2	57	5	0
Montague	4-2	5.13	37	0	0	0	3	73.2	97	47	42	8	1	21	1	22	2	0
Schuler	0-1	3.55	8	0	0	0	0	12.2	13	5	5	3	0	2	1	7	0	0
Tanana	11-12	4.15	32	31	7	0	0	204	223	107	94	18	8	45	0	113	3	1
TOTALS	65-95	4.52	160	160	22	3	30	1428.1	1548	797	717	141	39	529	35	725	32	8

WIN STREAK: 6, Aug. 4-9

LOSING STREAK: 9, June 11-19

CLUB HISTORY



YEAR-BY-YEAR STATISTICAL REVIEW



1981 ANGELS BATTING

PLAYER	AVG	G	AB	R	H	TB	2B	3B	HR	RBI	SH	SF	HP	BB	IBB	SO	SB	CS
Baylor	.239	103	377	52	90	161	18	1	17	66	0	6	7	42	1	51	3	3
Beniquez	.181	58	166	18	30	44	5	0	3	13	4	1	1	15	0	16	2	1
Brunansky	.152	11	33	7	5	14	0	0	3	6	0	0	0	8	0	10	1	0
Burleson	.293	109★	430	53	126	160	17	1	5	33	11	4	3	42	2	38	4	6
Campaneris	.256	55	82	11	21	28	2	1	1	10	3	1	0	5	0	10	5	2
Carew	.305	93	364	57	111	136	17	1	2	21	10	2	0	45	7	45	16	9
Clark	.250	34	88	12	22	38	2	1	4	19	0	0	0	7	0	18	0	0
Davis	.000	1	2	0	0	0	0	0	0	0	0	0	0	0	0	0	0	0
Downing	.249	93	317	47	79	120	14	0	9	41	3	0	4	46	1	35	1	1
Ferguson	.233	12	30	5	7	11	1	0	1	5	1	1	0	9	0	8	0	0
Ford	.277	97	375	53	104	165	14	1	15	48	5	1	5	23	3	71	2	2
Grich	.304	100	352	56	107	191	14	2	22★	61	5	3	4	40	4	71	2	4
Harlow	.207	43	82	13	17	18	1	0	0	4	2	0	0	16	0	25	1	1
Harper	.273	4	11	1	3	3	0	0	0	1	0	1	0	0	0	0	1	0
Harris	.247	36	77	5	19	31	3	0	3	9	0	0	0	3	0	11	0	0
Hobson	.235	85	268	27	63	90	7	4	4	36	2	4	1	35	0	60	1	1
Lubratich	.143	7	21	2	3	4	1	0	0	1	0	0	0	0	0	2	1	0
Lynn	.219	76	256	28	56	81	8	1	5	31	1	4	3	38	4	42	1	2
Ott	.217	75	258	20	56	72	8	1	2	22	4	2	1	17	1	42	2	1
Patek	.234	27	47	3	11	14	1	1	0	5	0	0	0	1	0	6	1	0
Sconiers	.269	15	52	6	14	20	1	1	1	7	0	0	0	1	0	10	0	0
TOTALS	.256	110	3688	476	944	1401	134	16	97	439	51	30	29	393	23	571	44	33
OPP.	.261	110	3675	453	958	1394	157	18	81	426	36	34	21	323	—	—	73	—

1981 ANGELS DESIGNATED HITTERS

PLAYER	AVG	G	AB	H	TB	2B	3B	HR	RBI	SH	SF	HP	BB	IBB	SO	SB	CS	
Baylor	.233	97	356	51	83	153	17	1	17	64	0	6	7	41	1	48	3	3
Beniquez	.000	1	3	0	0	0	0	0	0	0	0	0	0	0	0	0	0	0
Carew	.250	2	4	1	1	1	0	0	0	0	0	0	0	1	0	0	1	0
Downing	.222	5	18	1	4	4	0	0	0	2	0	0	0	3	0	0	0	0
Harper	.000	1	3	0	0	0	0	0	0	0	0	0	0	0	0	0	0	0
Harris	.000	1	3	0	0	0	0	0	0	0	0	0	0	0	0	0	0	0
Hobson	.143	2	7	0	1	1	0	0	0	1	0	0	0	2	0	1	0	0
Sconiers	.462	3	13	2	6	11	0	1	5	0	0	0	0	0	3	0	0	0
TOTALS	.233	110	407	55	95	170	17	2	18	72	0	6	7	47	1	52	4	3

1981 ANGELS PITCHING

PITCHER	W-L	ERA	G	GS	CG	SHO	SV	IP	H	R	ER	HR	HB	BB	IB	SO	WP	BK
Aase	4-4	2.34	39	0	0	0	11	65.1	56	17	17	4	0	24	2	38	2	0
D'Acquisto	0-0	10.71	6	0	0	0	0	19.1	26	24	23	2	1	12	0	8	1	0
Forsch	11-7	2.88	20	20	10	4★	0	153	143	54	49	7	4	27	2	55	0	0
Frost	1-8	5.51	12	9	0	0	0	47.1	44	30	29	3	1	19	0	16	1	0
Hassler	4-3	3.21	42	0	0	0	5	75.2	72	29	27	8	0	33	8	44	3	0
Jefferson	2-4	3.62	26	5	0	0	0	77	80	39	31	4	2	24	4	27	4	3
Kison	1-1	3.48	11	4	0	0	0	44	40	18	17	8	0	14	1	19	1	0
Mahler	0-0	0.00	6	0	0	0	0	6.1	1	0	0	0	0	2	0	5	0	0
Martinez	0-0	3.00	2	0	0	0	2	6	5	2	2	1	0	3	0	4	0	0
Moreno	1-3	2.87	8	4	1	0	0	31.1	27	10	10	2	0	14	0	12	1	0
Rau	1-2	8.71	3	3	0	0	0	10.1	14	10	10	2	0	4	0	3	0	0
Renko	8-4	3.44	22	15	0	0	1	102	93	40	39	7	1	42	1	50	0	0
Sanchez	0-2	2.94	17	0	0	0	2	33.2	39	16	11	4	1	11	0	13	1	0
Travers	0-1	8.38	4	4	0	0	0	9.2	14	11	9	2	0	4	0	5	0	0
Witt	8-9	3.21	22	21	7	1	0	129	123	60	47	9	11★	47	4	75	2	0
Zahn	10-11	4.41	25	25	9	0	0	161.1	181	93★	79★	18★	0	43	2	52	2	2
TOTALS	51-59	3.71	110	110	27	7	19	971.1	958	453	400	81	21	323	24	426	18	5
OPP.	59-51	3.83	110	110	33	4	22	976.2	944	476	416	97	29	393	—	571	31	6

WIN STREAK: 5, May 9-14

LOSING STREAK: 8, Sept. 5-12

CLUB HISTORY



YEAR-BY-YEAR STATISTICAL REVIEW



1982 ANGELS BATTING

PLAYER	AVG	G	AB	R	H	TB	2B	3B	HR	RBI	SH	SF	HP	BB	IBB	SO	SB	CS
Adams	.143	8	14	1	2	2	0	0	0	0	1	0	1	0	0	2	1	0
Baylor	.263	157	608	80	160	258	24	1	24	93	0	8	7	57	7	69	10	4
Beniquez	.265	112	196	25	52	76	11	2	3	24	16	0	1	15	1	21	3	0
Boone	.256	143	472	42	121	159	17	0	7	58	23	5	0	39	2	34	0	2
Burleson	.156	11	45	4	7	8	1	0	0	2	2	0	0	6	2	3	0	0
Carew	.319	138	523	88	167	211	25	5	3	44	16	4	2	67	5	49	10	17
Clark	.211	102	90	11	19	26	1	0	2	8	2	1	0	0	0	29	1	0
DeCinces	.301	153	575	94	173	315	42	5	30	97	4	9	1	66	7	80	7	5
Downing	.281	158	623	109	175	300	37	2	28	84	3	8	5	86	1	58	2	1
Ferguson	.226	36	84	10	19	30	2	0	3	8	1	0	0	12	0	19	0	0
Foli	.252	150	480	46	121	148	14	2	3	56	26★	6	2	14	1	22	2	4
Grich	.261	145	506	74	132	227	28	5	19	65	6	3	8	82	3	109	3	3
Jackson, Re.	.275	153	530	92	146	282	17	1	39★	101	0	4	2	85	12	156★	4	5
Jackson, Ro.	.331	53	142	15	47	59	6	0	2	19	4	1	2	10	0	12	0	1
Kelleher	.163	34	49	9	8	9	1	0	0	1	3	0	1	5	0	5	1	1
Lynn	.299	138	472	89	141	244	38	1	21	86	5	7	3	58	4	72	7	8
Moreno	.000	11	3	3	0	0	0	0	0	0	0	0	0	2	0	0	0	2
Pettis	.200	10	5	5	1	4	0	0	1	1	0	0	0	0	0	2	0	0
Sconiers	.154	12	13	0	2	2	0	0	0	2	0	0	0	2	0	1	0	0
Wilfong	.245	55	102	17	25	36	4	2	1	11	2	0	0	7	1	17	4	0
TOTALS	.274	162	5532	814	1518	2396	268	26	186	760	114	56	35	613	46	760	55	53
OPP.	.259	162	5555	670	1436	2148	250	45	124	640	47	32	42	482	—	—	66	—

1982 ANGELS DESIGNATED HITTERS

PLAYER	AVG	G	AB	R	H	TB	2B	3B	HR	RBI	SH	SF	HP	BB	IBB	SO	SB	CS
Baylor	.263	155	608	79	160	258	24	1	24	93	0	8	7	55	7	69	10	4
Grich	.000	1	4	0	0	0	0	0	0	0	0	0	0	0	0	1	0	0
Jackson, Re.	.238	5	21	5	5	15	1	0	3	10	0	0	0	3	0	5	0	0
Moreno	.000	1	0	0	0	0	0	0	0	0	0	0	0	1	0	0	0	0
Sconiers	.000	1	1	0	0	0	0	0	0	0	0	0	0	0	0	0	0	0
Wilfong	.333	1	3	1	1	1	0	0	0	0	0	0	0	2	0	0	0	0
TOTALS	.261	162	637	85	166	274	25	1	27	103	0	8	7	61	7	75	10	4

1982 ANGELS PITCHING

PITCHER	W-L	ERA	G	GS	CG	SHO	SV	IP	H	R	ER	HR	HB	BB	IB	SO	WP	BK
Aase	3-3	3.46	24	0	0	0	4	52	45	20	20	5	0	23	2	40	2	0
Bahnsen	0-1	4.66	7	0	0	0	0	9.2	13	6	5	0	0	8	1	5	0	0
Corbett	1-7	5.05	33	0	0	0	8	57	46	32	32	8	0	25	5	37	2	1
Curtis	0-1	6.00	8	0	0	0	1	12	16	8	8	0	0	3	2	10	2	0
Forsch	13-11	3.87	37	35	12	4	0	228	225	108	98	25	11	57	2	73	1	0
Goltz	8-5	4.08	28	7	1	0	3	86	82	43	39	4	1	32	1	49	2	0
Hassler	2-1	2.78	54	0	0	0	4	71.1	58	24	22	5	4	40	5	38	4	1
John	4-2	3.86	7	7	1	0	0	35	49	18	15	4	0	5	0	14	2	0
Kison	10-5	3.17	33	16	3	1	1	142	120	54	50	15	5	44	3	86	5	0
Mahler	2-0	1.13	6	0	0	0	0	8	9	1	1	0	0	6	1	5	0	0
Moreno	3-7	4.74	13	8	2	0	1	49.1	55	31	26	7	1	23	0	22	2	0
Renko	11-6	4.44	31	23	4	0	0	156	163	78	77	17	1	51	0	81	3	0
Sanchez	7-4	3.21	46	0	0	0	5	92.2	89	36	33	3	7	34	4	58	1	1
Steirer	1-0	3.76	10	1	0	0	0	26.1	25	14	11	2	1	11	0	14	0	0
Tiant	2-2	5.76	6	5	0	0	0	29.2	39	20	19	3	0	8	0	30	0	0
Witt	8-6	3.51	33	26	5	1	0	179.2	177	77	77	8	7	47	2	85	8	1
Zahn	18-8	3.73	34	34	12	4	0	229.1	225	100	95	18	4	65	5	81	2	0
TOTALS	93-69	3.82	162	162	40	10	27	1464	1436	670	621	124	42	482	33	728	36	4
OPP.	69-93	4.58	162	162	24	3	34	1452	1518	814	739	186	35	613	—	760	42	8

WIN STREAK: 7, Apr. 13-19

LOSING STREAK: 8, June 30-July 7



YEAR-BY-YEAR STATISTICAL REVIEW



1983 ANGELS BATTING

PLAYER	AVG	G	AB	R	H	TB	2B	3B	HR	RBI	SH	SF	HP	BB	IBB	SO	SB	CS
Adams	.250	58	112	22	28	36	2	0	2	6	3	0	3	5	0	12	1	1
Beniquez	.305	92	315	44	96	120	15	0	3	34	6	1	4	15	0	29	4	2
Boone	.256	142	468	46	120	165	18	0	9	52	10	7	0	24	1	42	4	3
Brown, M.	.231	31	104	12	24	40	5	1	3	9	0	0	0	7	0	20	1	0
Burleson	.286	33	119	22	34	41	7	0	0	11	2	1	0	12	0	12	0	2
Carew	.339	129	472	66	160	194	24	2	2	44	3	3	1	57	9	48	6	7
Clark	.231	76	212	17	49	75	9	1	5	21	3	1	0	9	0	45	0	0
DeCinces	.281	95	370	49	104	183	19	3	18	65	1	8	0	32	2	56	2	0
Downing	.246	113	403	68	99	173	15	1	19	53	1	2	5	62	4	59	1	2
Ferguson	.074	12	27	3	2	2	0	0	0	2	1	0	0	5	0	8	0	0
Foli	.252	88	330	29	83	99	10	0	2	29	11	2	1	5	1	18	2	3
Grieh	.292	120	387	65	113	178	17	0	16	62	4	3	7	76	2	62	2	4
Jackson, Re.	.194	116	397	43	77	135	14	1	14	49	0	5	4	52	5	140	0	2
Jackson, Ro.	.230	102	348	41	80	122	16	1	8	39	1	0	3	27	2	33	2	2
Lubratich	.218	57	156	12	34	43	9	0	0	7	13	1	0	4	0	17	0	1
Lynn	.272	117	437	56	119	211	20	3	22	74	0	6	2	55	10	83	2	2
Narron	.136	10	22	1	3	6	0	0	1	4	0	0	0	1	0	3	0	0
O'Berry	.167	26	60	7	10	14	1	0	1	5	2	0	0	3	0	11	0	0
Pettis	.294	22	85	19	25	42	2	3	3	6	1	0	0	7	0	15	8	3
Schofield	.204	21	54	4	11	22	2	0	3	4	1	0	1	6	0	8	0	0
Sconiers	.274	106	314	49	86	135	19	3	8	46	2	1	0	17	2	41	4	2
Valentine	.240	86	271	30	65	118	10	2	13	43	1	4	0	18	0	48	2	1
Wilfong	.254	65	177	17	45	60	7	1	2	17	2	1	0	10	1	25	0	2
TOTALS	.260	162	5640	722	1467	2214	241	22	154	682	68	46	31	509	39	835	41	39
OPP.	.284	162	5760	779	1636	2393	297	35	130	725	57	50	30	496	71	668	83	61

1983 ANGELS DESIGNATED HITTERS

PLAYER	AVG	G	AB	R	H	TB	2B	3B	HR	RBI	SH	SF	HP	BB	IBB	SO	SB	CS
Beniquez	.300	6	20	6	6	6	0	0	0	2	2	0	0	0	0	3	0	0
Carew	.370	24	100	10	37	42	2	0	1	12	0	1	0	14	3	11	1	3
Clark	.333	2	6	1	2	5	0	0	1	2	0	0	0	1	0	1	0	0
DeCinces	.225	10	40	1	9	9	0	0	0	1	0	0	0	2	0	4	0	0
Downing	.255	26	98	18	25	42	2	0	5	10	0	1	1	14	2	11	0	1
Jackson, Re.	.176	62	227	23	40	64	9	0	5	23	0	3	2	34	3	85	0	1
Jackson, Ro.	.289	16	38	6	11	21	1	0	3	11	0	0	0	5	0	8	0	0
Lynn	.375	2	8	2	3	9	0	0	2	2	0	0	0	1	0	2	0	0
Narron	.250	1	4	0	1	1	0	0	0	2	0	0	0	0	0	0	0	0
Sconiers	.309	27	94	17	29	48	7	0	4	17	0	0	0	5	1	13	1	1
TOTALS	.257	162	635	84	163	247	21	0	21	82	2	5	3	76	9	138	2	6

1983 ANGELS PITCHING

PITCHER	W-L	ERA	G	GS	CG	SHO	SV	IP	H	R	ER	HR	HB	BB	IB	SO	WP	BK
Brown, C.	1-1	7.31	10	0	0	0	0	16	25	13	13	1	0	4	1	7	1	0
Brown, S.	2-3	3.52	12	4	2	1	0	46	45	19	18	4	0	16	1	23	0	0
Corbett	1-1	3.63	11	0	0	0	0	17.1	26	10	7	1	1	4	2	18	0	0
Curtis	1-2	3.80	37	3	0	0	5	90	89	44	38	5	2	40	11	36	8	0
Forsch	11-12	4.06	31	31	11	1	0	219.1	226	107	99	21	4	61	6	81	6	0
Goltz	0-6	6.22	15	6	0	0	0	63.2	81	48	44	10	1	37	2	27	1	1
Hassler	0-5	5.45	42	0	0	0	4	36.1	42	22	22	2	0	17	8	20	5	0
John	11-13	4.33	34	34	9	0	0	234.2	287	126	113	20	2	49	5	65	11	0
Kison	11-5	4.05	26	17	4	1	2	126.2	128	59	57	13	4	43	4	83	0	0
Lacey	1-2	5.19	8	0	0	0	0	8.2	12	5	5	1	0	0	7	0	0	
McLaughlin	2-4	5.17	16	7	0	0	0	55.2	63	32	32	3	2	22	3	45	0	0
Sanchez	10-8	3.66	56	1	0	0	7	98.1	92	42	40	6	3	40	14	49	2	0
Steirer	3-2	4.82	19	5	0	0	0	61.2	77	40	33	3	3	18	4	25	1	0
Travers	0-3	5.91	10	7	0	0	0	42.2	58	32	28	4	2	19	1	24	4	0
Witt	7-14	4.91	43	19	2	0	5	154	173	90	84	14	6	75	7	77	8	0
Zahn	9-11	3.33	29	28	11	3	0	203	212	90	75	22	0	51	2	81	4	0
TOTALS	70-92	4.32	162	162	39	6	23	1474	1636	779	708	130	30	496	72	668	51	1
OPP.	92-70	3.93	162	162	35	11	37	1483.1	1467	722	648	154	31	509	—	835	35	5

WIN STREAK: 7, May 22-29

LOSING STREAK: 6, Sept. 8-14

CLUB HISTORY



YEAR-BY-YEAR STATISTICAL REVIEW



1984 ANGELS BATTING

PLAYER	AVG	G	AB	R	H	TB	2B	3B	HR	RBI	SH	SF	HP	BB	IBB	SO	SB	CS
Beniquez	.336	110	354	60	119	160	17	0	8	39	4	3	3	18	0	43	0	3
Boone	.202	139	450	33	91	118	16	1	3	32	6	5	0	25	1	45	3	3
Brown, M.	.284	62	148	19	42	77	8	3	7	22	2	0	0	13	1	23	0	2
Burleson	.000	7	4	2	0	0	0	0	0	0	1	0	0	0	0	2	0	0
Carew	.295	93	329	42	97	116	8	1	3	31	5	4	0	40	1	39	4	3
DeCinces	.269	146	547	77	147	236	23	3	20	82	0	12	0	53	4	79	4	1
Downing	.275	156	539	65	148	249	28	2	23	91	3	9	7	70	3	66	0	4
Grich	.256	116	363	60	93	164	15	1	18	58	6	4	2	55	3	70	2	5
Jackson, Re.	.223	143	525	67	117	213	17	2	25	81	1	0	3	57	7	141	8	4
Jackson, Ro.	.165	33	91	5	15	19	2	1	0	5	1	1	0	7	0	13	0	0
Lynn	.271	142	517	84	140	245	28	4	23	79	2	2	2	77	8	97	2	2
Miller	.171	17	41	5	7	7	0	0	0	1	0	0	0	4	0	9	0	0
Narron	.247	69	150	9	37	51	5	0	3	17	1	2	1	8	1	12	0	0
Pettis	.227	140	397	63	90	119	11	6	2	29	5	1	3	60	1	115	48	17
Picciolo	.202	87	119	18	24	33	6	0	1	9	8	1	0	0	0	21	0	1
Schofield	.193	140	400	39	77	105	10	3	4	21	13	0	6	33	0	79	5	2
Sconiers	.244	57	160	14	39	55	4	0	4	17	0	0	0	13	2	17	1	2
Thomas	.138	14	29	3	4	6	0	1	0	2	1	0	0	3	0	4	0	0
Wilfong	.248	108	307	31	76	111	13	2	6	33	6	2	2	20	0	53	3	2
TOTALS	.249	162	5470	696	1363	2084	211	30	150	649	65	46	29	556	32	928	80	51
OPP.	.271	162	5631	697	1526	2273	256	31	143	655	48	54	27	474	59	754	71	50

1984 ANGELS DESIGNATED HITTERS

PLAYER	AVG	G	AB	R	H	TB	2B	3B	HR	RBI	SH	SF	HP	BB	IBB	SO	SB	CS
Brown, M.	.222	3	9	1	2	3	1	0	0	0	0	0	0	1	0	2	0	0
Carew	.500	1	4	0	2	2	0	0	0	0	0	0	0	1	0	0	0	0
DeCinces	.353	5	17	1	6	7	1	0	0	1	0	0	0	5	0	5	0	0
Downing	.222	21	72	8	16	32	4	0	4	15	1	1	0	7	0	9	0	0
Jackson, Re.	.225	134	507	66	114	208	15	2	25	80	1	0	3	55	6	136	8	4
Sconiers	.250	1	4	0	1	1	0	0	0	0	0	0	0	0	0	0	0	0
Wilfong	.000	1	0	0	0	0	0	0	0	0	0	0	0	0	0	0	0	0
TOTALS	.230	162	613	76	141	253	21	2	29	96	2	1	3	69	6	152	8	4

1984 ANGELS PITCHING

PITCHER	W-L	ERA	G	GS	CG	SHO	SV	IP	H	R	ER	HR	HB	BB	IB	SO	WP	BK
Aase	4-1	1.62	23	0	0	0	8	39	30	7	7	1	0	19	5	28	0	0
Brown, S.	0-1	9.00	3	3	0	0	0	11	16	13	11	0	0	9	1	5	1	0
Cliburn	0-0	13.50	1	0	0	0	0	2	3	3	3	0	0	1	1	1	0	0
Corbett	5-1	2.12	45	1	0	0	4	85	76	22	20	2	2	30	12	48	2	0
Curtis	1-2	4.40	17	0	0	0	0	28	30	16	14	4	0	11	1	18	3	0
Forsch	1-1	2.20	2	2	1	0	0	16	14	4	4	2	0	3	0	10	0	0
John	7-13	4.52	32	29	4	1	0	181.1	223	97	91	15	4	56	3	47	11	0
Kaufman	2-3	4.57	29	1	0	0	1	69	68	37	35	13	0	20	4	41	1	1
Kison	4-5	5.37	20	7	0	0	2	65.1	72	42	39	10	6	28	3	66	4	0
LaCorte	1-2	7.06	13	1	0	0	0	29.1	33	26	23	9	0	13	4	13	2	0
Romanick	12-12	3.76	33	33	8	2	0	229.2	240	107	96	23	4	61	3	87	3	0
Sanchez	9-7	3.33	49	0	0	0	11	83.2	84	34	31	10	3	33	9	62	1	1
Slaton	7-10	4.97	32	22	5	1	0	163.2	192	95	90	22	2	56	5	67	6	0
Smith	0-0	18.00	1	0	0	0	0	1	4	2	2	1	0	0	0	0	0	0
Steirer	0-1	16.88	1	1	0	0	0	2.2	6	5	5	0	0	2	1	2	0	0
Swan	0-1	10.80	2	1	0	0	0	5	8	6	6	3	0	0	0	2	0	0
Witt	15-11	3.47	34	34	9	2	0	246.2	227	103	95	17	5	84	3	196	7	1
Zahn	13-10	3.12	28	28	9	5	0	199.1	200	78	69	11	1	48	4	61	3	0
TOTALS	81-81	3.96	162	162	36	11	26	1458	1526	697	641	143	27	474	59	754	44	3
OPP.	81-81	3.78	162	162	31	12	27	1457.1	1363	696	612	150	29	556	—	928	48	12

WIN STREAK: 5, Apr. 17-22

LOSING STREAK: 7, Aug. 15-21



YEAR-BY-YEAR STATISTICAL REVIEW



1985 ANGELS BATTING

PLAYER	AVG	G	AB	R	H	TB	2B	3B	HR	RBI	SH	SF	HP	BB	IBB	SO	SB	CS
Beniquez	.304	132	411	54	125	172	13	5	8	42	9	1	5	34	3	48	4	3
Boone	.248	150	460	37	114	146	17	0	5	55	16	4	3	37	2	35	1	2
Brown	.268	60	153	23	41	64	9	1	4	20	3	0	1	7	0	21	0	1
Carew	.280	127	443	69	124	153	17	3	2	39	9	1	1	64	9	47	5	5
DeCinces	.244	120	427	50	104	188	22	1	20	78	5	7	2	47	11	71	1	4
Downing	.263	150	520	80	137	222	23	1	20	85	5	4	13	78	3	61	5	3
Gerber	.264	65	91	8	24	29	1	2	0	6	3	1	0	2	0	3	0	3
Grich	.242	144	479	74	116	178	17	3	13	53	8	0	3	81	3	77	3	5
Hendrick	.122	16	41	5	5	12	1	0	2	6	0	1	0	4	1	8	0	0
Howell	.197	43	137	19	27	46	4	0	5	18	4	1	0	16	2	33	1	1
Jackson	.252	143	460	64	116	224	27	0	27	85	0	2	1	78	12	138	1	2
Jones	.231	125	389	66	90	174	17	2	21	67	8	2	0	57	2	82	7	4
Keedy	.500	3	4	1	2	6	1	0	1	1	0	0	0	0	0	0	0	1
Linares	.258	18	43	7	11	22	2	0	3	11	0	1	0	2	0	5	2	0
Miller	.375	51	48	8	18	28	2	1	2	7	0	0	1	1	0	10	0	1
Narron	.220	67	132	12	29	48	4	0	5	14	0	0	0	11	2	17	0	0
Pettis	.257	125	443	67	114	143	10	8	1	32	9	2	0	62	0	125	56	9
Polidor	1.000	2	1	1	1	1	0	0	0	0	0	0	0	0	0	0	0	0
Schofield	.219	147	438	50	96	145	19	3	8	41	12	3	8	35	0	70	11	4
Sconiers	.286	44	98	14	28	42	6	1	2	12	0	3	0	15	0	18	2	1
White	.143	21	7	7	1	1	0	0	0	0	0	0	1	1	0	3	3	1
Wilfong	.189	83	217	16	41	56	3	0	4	13	8	2	0	16	1	32	4	1
TOTALS	.251	162	5442	732	1364	2100	215	31	153	685	99	35	39	648	51	902	106	51
OPP.	.263	162	5531	703	1453	2290	252	36	171	674	48	44	27	514	30	767	79	56

1985 ANGELS DESIGNATED HITTERS

PLAYER	AVG	G	AB	R	H	TB	2B	3B	HR	RBI	SH	SF	HP	BB	IBB	SO	SB	CS
Beniquez	.281	14	32	4	9	16	1	0	2	6	0	0	1	2	0	7	0	0
Brown	.100	7	10	1	1	1	0	0	0	0	0	0	0	1	0	3	0	0
DeCinces	.071	3	14	1	1	1	0	0	0	0	0	0	0	0	0	2	0	0
Downing	.217	25	83	12	18	30	3	0	3	15	0	1	2	13	0	9	1	0
Gerber	.000	1	0	1	0	0	0	0	0	0	0	0	0	0	0	0	0	0
Grich	.238	6	21	0	5	7	2	0	0	1	1	0	0	1	0	3	1	0
Hendrick	.000	1	3	0	0	0	0	0	0	0	0	0	0	0	0	1	0	0
Jackson	.196	52	168	25	33	65	8	0	8	26	0	2	1	35	9	65	0	2
Jones	.262	43	130	27	34	64	8	2	6	30	1	1	0	19	0	30	1	1
Linares	.250	14	40	6	10	21	2	0	3	10	0	1	0	1	0	4	1	0
Miller	.400	4	10	0	4	4	0	0	0	0	0	0	0	0	0	2	0	1
Narron	.182	7	22	1	4	8	1	0	1	1	0	0	0	1	1	2	0	1
Sconiers	.250	20	68	10	17	27	2	1	2	8	0	2	0	11	0	15	2	1
Wilfong	.000	2	4	0	0	0	0	0	0	0	0	0	0	0	0	0	0	0
TOTALS	.225	162	605	88	136	244	27	3	25	97	2	7	5	84	10	143	6	5

1985 ANGELS PITCHING

PITCHER	W-L	ERA	G	GS	CG	SHO	SV	IP	H	R	ER	HR	HB	BB	IB	SO	WP	BK
Candelaria	7-3	3.80	13	13	1	1	0	71	70	33	30	7	3	24	1	53	2	0
Clements	5-0	3.34	41	0	0	0	1	62	47	23	23	4	2	25	2	19	1	0
Cliburn	9-3	2.09	44	0	0	0	6	99	87	25	23	5	1	26	6	48	2	0
Corbett	3-3	4.89	30	0	0	0	0	46	49	33	25	7	1	20	3	24	0	0
Fowlkes	0-0	9.00	2	0	0	0	0	7	8	7	7	4	0	4	0	5	1	0
Holland	0-1	1.48	15	0	0	0	0	24.1	17	4	4	4	0	10	1	14	1	0
John	2-4	4.70	12	6	0	0	0	38.1	51	22	20	3	1	15	1	17	5	0
Kipper	0-1	21.60	2	1	0	0	0	3.1	7	8	8	1	0	3	0	0	0	0
Lugo	3-4	3.69	20	10	1	0	0	83	86	36	34	10	4	29	1	42	2	0
Mack	0-1	15.43	1	1	0	0	0	2.1	8	4	4	0	0	0	0	0	0	0
McCaskill	12-12	4.70	30	29	6	1	0	189.2	189	105	99	23	4	64	1	102	5	0
Moore	8-8	1.92	65	0	0	0	31	103	91	28	22	9	0	21	3	72	2	0
Romanick	14-9	4.11	31	31	6	1	0	195	210	101	89	29	4	62	1	64	2	3
Sanchez	2-0	5.72	26	0	0	0	2	61.1	67	41	39	9	1	27	3	34	2	0
Slaton	6-10	4.37	29	24	1	0	1	148.1	162	82	72	22	2	63	1	60	8	0
Smith	0-0	7.20	4	0	0	0	0	5	5	4	4	1	0	1	0	3	0	0
Sutton	2-2	3.69	5	5	0	0	0	31.2	27	13	13	6	0	8	0	16	0	0
Witt	15-9	3.56	35	35	6	1	0	250	228	115	99	22	4	98	6	180	11	1
Zahn	2-2	4.38	7	7	1	1	0	37	44	19	18	5	0	14	0	14	1	0
TOTALS	90-72	3.91	162	162	22	5	41	1457.1	1453	703	633	171	27	514	30	767	45	4
OPP.	72-90	4.04	162	162	25	10	34	1455.1	1364	732	653	153	39	648	—	902	28	13

WIN STREAK: 6, Apr. 25-30

LOSING STREAK: 5, July 25-30

CLUB HISTORY



YEAR-BY-YEAR STATISTICAL REVIEW



1986 ANGELS BATTING

PLAYER	AVG	G	AB	R	H	TB	2B	3B	HR	RBI	SH	SF	HP	BB	IBB	SO	SB	CS
Boone	.222	144	442	48	98	135	12	2	7	49	12	6	0	43	1	30	1	0
Burleson	.284	93	271	35	77	106	14	0	5	29	6	1	1	33	1	32	1	3
DeCinces	.256	140	512	69	131	235	20	3	26	96	2	4	2	52	4	74	2	2
Downing	.267	152	513	90	137	232	27	4	20	95	3	8	17	90	2	84	4	4
Grich	.268	98	313	42	84	129	18	0	9	30	10	1	3	39	1	54	1	3
Hendrick	.272	102	283	45	77	134	13	1	14	47	4	3	1	26	5	41	1	1
Howell	.272	63	151	26	41	71	14	2	4	21	3	2	0	19	0	28	2	0
Jackson	.241	132	419	65	101	171	12	2	18	58	0	3	3	92	11	115	1	1
Jones	.229	126	393	73	90	168	21	3	17	49	7	3	3	64	5	87	10	3
Joyner	.290	154	593	82	172	271	27	3	22	100	10	12	2	57	8	58	5	2
McLemore	.000	5	4	0	0	0	0	0	0	0	1	0	0	1	0	2	0	1
Miller	.228	33	57	6	13	17	2	1	0	4	0	1	0	4	0	8	0	0
Narron	.221	57	95	5	21	29	3	1	1	8	1	1	1	9	0	14	0	0
Pettis	.258	154	539	93	139	185	23	4	5	58	15	5	0	69	2	132	50	13
Polidor	.263	6	19	1	5	6	1	0	0	1	0	0	0	1	0	0	0	0
Ryal	.375	13	32	6	12	18	0	0	2	5	0	0	0	2	1	4	1	0
Schofield	.249	139	458	67	114	182	17	6	13	57	9	9	5	48	2	55	23	5
White	.235	29	51	8	12	18	1	1	1	3	0	0	0	6	0	8	6	0
Wilfong	.219	92	288	25	63	89	11	3	3	33	8	2	2	16	2	34	1	4
TOTALS	.255	162	5433	786	1387	2196	236	36	167	743	91	61	40	671	45	860	109	42
OPP.	.248	162	5476	684	1356	2107	228	32	153	652	41	44	27	478	19	955	61	55

1986 ANGELS DESIGNATED HITTERS

PLAYER	AVG	G	AB	R	H	TB	2B	3B	HR	RBI	SH	SF	HP	BB	IBB	SO	SB	CS
Burleson	.275	38	131	18	36	49	4	0	3	12	1	0	0	10	0	18	0	2
DeCinces	.250	3	12	2	3	5	2	0	0	0	0	0	0	0	0	2	0	0
Downing	.243	10	37	6	9	20	3	1	2	5	0	1	1	6	0	8	0	0
Hendrick	.250	4	8	1	2	2	0	0	0	1	0	0	0	1	0	1	0	0
Howell	.000	2	3	1	0	0	0	0	0	0	0	0	0	1	0	0	0	0
Jackson	.236	121	403	63	95	164	11	2	18	54	0	3	3	89	11	113	1	1
Miller	.667	2	3	1	2	3	1	0	0	0	0	0	0	1	0	0	0	0
Narron	.667	2	3	0	2	2	0	0	0	2	0	1	0	1	0	0	0	0
Pettis	.000	1	0	1	0	0	0	0	0	0	0	0	0	0	0	0	0	0
Ryal	.500	2	2	1	1	4	0	0	1	2	0	0	0	0	0	0	0	0
TOTALS	.249	162	602	94	150	249	21	3	24	76	1	5	4	109	11	142	1	3

1986 ANGELS PITCHING

PITCHER	W-L	ERA	G	GS	CG	SHO	SV	IP	H	R	ER	HR	HB	BB	IB	SO	WP	BK
Bryden	2-1	6.55	16	0	0	0	0	34.1	38	25	25	4	2	21	0	25	2	0
Candelaria	10-2	2.55	16	16	1	1	0	91.2	68	30	26	4	3	26	2	81	2	1
Chadwick	0-5	7.24	7	7	0	0	0	27.1	39	26	22	5	1	15	0	9	1	0
Cook	0-2	9.00	5	1	0	0	0	9	13	12	9	3	0	7	1	6	0	0
Corbett	4-2	3.66	46	0	0	0	10	78.2	66	36	32	11	1	22	2	36	2	0
Finley	3-1	3.30	25	0	0	0	0	46.1	40	17	17	2	1	23	1	37	2	0
Fischer	0-0	4.24	9	0	0	0	0	17	18	8	8	4	0	8	2	7	0	1
Forsch	0-1	9.53	10	0	0	0	1	17	24	21	18	4	2	10	0	13	0	0
Forster	4-1	3.51	41	0	0	0	5	41	47	18	16	2	3	17	1	28	0	0
Fraser	0-0	8.31	1	1	0	0	0	4	6	4	4	0	0	1	0	2	0	0
Lucas	4-1	3.15	27	0	0	0	2	45.2	45	19	16	1	0	6	0	31	5	0
Lugo	1-1	3.80	6	3	0	0	0	21.1	21	9	9	4	0	6	0	9	0	0
McCaskill	17-10	3.36	34	33	10	2	0	246.1	207	98	92	19	5	92	1	202	10	2
Moore	4-5	2.97	49	0	0	0	21	72.2	60	28	24	10	0	22	4	53	4	1
Romanick	5-8	5.50	18	18	1	1	0	106.1	124	68	65	13	0	44	0	38	4	0
Ruhle	1-3	4.15	16	3	0	0	1	47.2	46	25	22	5	1	7	0	23	1	0
Slaton	4-6	5.65	14	12	0	0	0	73.1	84	52	46	9	2	29	4	31	1	0
Sutton	15-11	3.74	34	34	3	1	0	207	192	93	86	31	3	49	2	116	4	1
Witt	18-10	2.84	34	34	14	3	0	269	218	95	85	22	3	73	2	208	6	0
TOTALS	92-70	3.84	408	162	29	8	40	1456	1356	684	621	153	27	478	19	955	44	6
OPP.	70-92	4.38	162	162	27	10	30	1443	1387	786	702	167	40	671	—	860	48	11

WIN STREAK: 7, Aug. 24-31

LOSING STREAK: 5, May 21-25

CLUB HISTORY



YEAR-BY-YEAR STATISTICAL REVIEW



1987 ANGELS BATTING

PLAYER	AVG	G	AB	R	H	TB	2B	3B	HR	RBI	SH	SF	HP	BB	IBB	SO	SB	CS
Armas	.198	28	81	8	16	30	3	1	3	9	1	1	0	1	0	11	1	0
Boone	.242	128	389	42	94	121	18	0	3	33	14	3	1	35	0	36	0	2
Buckner	.306	57	183	16	56	79	12	1	3	32	1	1	0	9	1	7	1	0
DeCinces	.234	133	453	65	106	177	23	0	16	63	2	3	2	70	6	87	3	4
Downing	.272	155	567	110	154	276	29	3	29	77	2	3	17	106	6	85	5	5
Eppard	.333	8	9	2	3	3	0	0	0	0	0	0	0	2	0	0	0	0
Fimpe	.200	13	10	1	2	2	0	0	0	1	0	0	0	1	0	2	0	0
Hendrick	.241	65	162	14	39	64	10	0	5	25	0	0	0	14	1	18	0	0
Howell	.245	138	449	64	110	207	18	5	23	64	1	2	2	57	4	118	4	3
Jones	.245	85	192	25	47	83	8	2	8	28	1	0	0	20	2	38	2	1
Joyner	.285	149	564	100	161	298	33	1	34	117	2	10	5	72	12	64	8	2
McLemore	.236	138	433	61	102	130	13	3	3	41	15	3	0	48	0	72	25	8
Miller	.241	53	108	14	26	43	5	0	4	16	2	3	2	9	0	13	1	0
Pettis	.208	133	394	49	82	102	13	2	1	17	1	0	1	52	0	124	24	5
Polidor	.263	63	137	12	36	45	3	0	2	15	0	1	1	2	0	15	0	0
Ray	.346	30	127	16	44	55	11	0	0	15	1	1	0	3	0	10	0	0
Ryal	.200	58	100	7	20	41	6	0	5	18	1	0	0	3	1	15	0	0
Schofield	.251	134	479	52	120	170	17	3	9	46	10	3	2	37	0	63	19	3
White	.263	159	639	103	168	283	33	5	24	87	14	2	2	39	2	135	32	11
Wilson	.500	7	2	5	1	1	0	0	0	0	1	0	0	1	0	0	0	0
Wynegar	.207	31	92	4	19	21	2	0	0	5	1	0	0	9	0	13	0	0
TOTALS	.252	162	5570	770	1406	2231	257	26	172	709	70	36	35	590	35	926	125	44
OPP.	.264	162	5600	803	1481	2408	243	24	212	755	50	34	32	504	30	941	72	58

1987 ANGELS DESIGNATED HITTERS

PLAYER	AVG	G	AB	R	H	TB	2B	3B	HR	RBI	SH	SF	HP	BB	IBB	SO	SB	CS
Boone	1.000	1	1	0	1	1	0	0	0	0	0	0	0	0	0	0	0	0
Buckner	.275	39	149	14	41	60	10	0	3	23	1	1	0	9	1	5	1	0
DeCinces	.000	1	1	0	0	0	0	0	0	0	0	0	0	0	0	1	0	0
Downing	.273	118	444	85	121	221	22	3	24	63	2	2	12	84	4	63	2	4
Hendrick	.000	5	4	0	0	0	0	0	0	0	0	0	0	0	0	0	0	0
Jones	.667	3	3	0	2	2	0	0	0	0	0	0	0	2	0	0	0	0
McLemore	.000	3	1	1	0	0	0	0	0	0	0	0	0	0	0	1	0	1
Miller	—	1	—	1	0	0	0	0	0	0	0	0	0	0	0	0	0	0
Ray	.500	1	4	1	2	2	0	0	0	0	0	0	0	0	0	0	0	0
Ryal	.235	5	17	2	4	8	1	0	1	2	0	0	0	0	0	3	0	0
Schofield	.750	1	4	0	3	5	2	0	0	1	0	0	0	0	0	1	0	0
Wilson	1.000	2	1	2	1	1	0	0	0	0	0	0	0	0	0	0	0	0
Wynegar	.000	1	1	0	0	0	0	0	0	0	0	0	0	0	0	0	0	0
TOTALS	.278	162	630	106	175	300	35	3	28	89	3	3	12	95	5	74	3	5

1987 ANGELS PITCHING

PITCHER	W-L	ERA	G	GS	CG	SHO	SV	IP	H	R	ER	HR	HB	BB	IB	SO	WP	BK
Buice	6-7	3.39	57	0	0	0	17	114	87	45	43	12	2	40	3	109	3	0
Candelaria	8-6	4.71	20	20	0	0	0	116.2	127	70	61	17	1	20	0	74	0	0
Cook	1-2	5.50	16	1	0	0	0	34.1	34	21	21	7	0	18	0	27	3	1
Finley	2-7	4.67	35	3	0	0	0	90.2	102	54	47	7	3	43	3	63	4	3
Fraser	10-10	3.92	36	23	5	1	1	176.2	160	85	77	26	6	63	3	106	12	1
Garcia	0-0	16.20	1	0	0	0	0	1.2	3	4	3	0	0	3	0	0	1	0
Harvey	0-0	0.00	3	0	0	0	0	5	6	0	0	0	0	2	0	3	3	0
Lazorko	5-6	4.59	26	11	2	0	0	117.2	108	68	60	20	2	44	5	55	3	1
Lucas	1-5	3.63	48	0	0	0	3	74.1	66	41	30	7	2	35	5	44	3	1
Lugo	0-2	9.32	7	5	0	0	0	28	42	34	29	8	0	18	0	24	3	0
McCaskill	4-6	5.67	14	13	1	1	0	74.2	84	52	47	14	2	34	0	56	1	0
Minton	5-4	3.08	41	0	0	0	10	76	71	28	26	4	1	29	4	35	2	0
Moore	2-2	2.70	14	0	0	0	5	26.2	28	12	8	2	0	13	2	17	0	0
Reuss	4-5	5.25	17	16	1	1	0	82.1	112	60	48	16	2	17	1	37	3	0
Sutton	11-11	4.70	35	34	1	0	0	191.2	199	101	100	38	7	41	0	99	7	0
Witt	16-14	4.01	36	36	10	0	0	247	252	128	110	34	4	84	4	192	6	0
TOTALS	75-87	4.38	162	162	20	3	36	1457.1	1481	803	709	212	32	504	30	941	54	7
OPP.	87-75	4.19	162	162	25	11	36	1462	1406	770	681	172	35	590	35	926	58	15

WIN STREAK: 8, June 21-29

LOSING STREAK: 9, May 22-31

CLUB HISTORY



YEAR-BY-YEAR STATISTICAL REVIEW



1988 ANGELS BATTING

PLAYER	AVG	G	AB	R	H	TB	2B	3B	HR	RBI	SH	SF	HP	BB	IBB	SO	SB	CS
Armas	.272	120	368	42	100	163	20	2	13	49	1	2	0	22	0	87	1	3
Bichette	.261	21	46	1	12	14	2	0	0	8	0	4	0	0	0	7	0	0
Boone	.295	122	352	38	104	136	17	0	5	39	9	0	2	29	2	26	2	2
Bosley	.280	35	75	9	21	26	5	0	0	7	1	3	0	6	0	12	1	1
Brown	.220	18	50	4	11	13	2	0	0	3	1	0	0	1	0	12	0	0
Buckner	.209	19	43	1	9	9	0	0	0	9	0	1	0	4	0	0	2	0
Davis, C.	.268	158	600	81	161	259	29	3	21	93	1	10	0	56	14	118	9	10
Davis, D.	.000	6	12	1	0	0	0	0	0	0	0	0	1	0	0	3	0	0
Dorsett	.091	7	11	0	1	1	0	0	0	2	0	0	0	1	0	5	0	0
Downing	.242	135	484	80	117	214	18	2	25	64	5	6	14	81	5	63	3	4
Eppard	.283	56	113	7	32	37	3	1	0	14	2	0	0	11	0	15	0	0
Hendrick	.244	69	127	12	31	41	1	0	3	19	1	3	1	7	1	20	0	1
Howell	.254	154	500	59	127	211	32	2	16	63	4	2	6	46	8	130	2	6
Joyner	.295	158	597	81	176	250	31	2	13	85	0	6	5	55	14	51	8	2
McLemore	.240	77	233	38	56	77	11	2	2	16	5	2	0	25	0	28	13	7
Miller	.221	70	140	21	31	43	4	1	2	7	3	0	5	9	0	29	2	1
Noboa	.063	21	16	4	1	1	0	0	0	0	0	0	0	0	0	1	0	0
Polidor	.148	54	81	4	12	15	3	0	0	4	3	0	0	3	0	11	0	0
Ramos	.133	10	15	3	2	2	0	0	0	0	0	0	0	0	0	0	0	0
Ray	.306	153	602	75	184	258	42	7	6	83	9	8	4	36	2	38	4	1
Redfield	.000	1	2	0	0	0	0	0	0	0	0	0	0	0	0	0	0	0
Schofield	.239	155	527	61	126	167	11	6	6	34	11	2	9	40	0	57	20	5
Walker	.154	33	78	8	12	13	1	0	0	2	2	0	0	6	0	15	2	1
White	.259	122	455	76	118	177	22	2	11	51	5	1	2	23	1	84	17	8
Wynegar	.255	27	55	8	14	23	4	1	1	8	0	2	0	8	1	7	0	0
TOTALS	.261	162	5582	714	1458	2150	258	31	124	660	63	52	49	469	48	819	86	52
OPP.	.270	162	5568	771	1503	2235	253	37	135	711	52	67	42	568	67	817	98	64

1988 ANGELS DESIGNATED HITTERS

PLAYER	AVG	G	AB	R	H	TB	2B	3B	HR	RBI	SH	SF	HP	BB	IBB	SO	SB	CS
Armas	.091	5	11	1	1	4	0	0	1	1	0	0	0	2	0	2	0	0
Bosley	.250	2	4	1	1	1	0	0	0	0	0	0	0	1	0	1	0	0
Buckner	.184	11	38	1	7	7	0	0	0	3	0	0	0	2	0	2	0	0
Davis, C.	.154	3	13	2	2	5	0	0	1	2	0	0	0	0	0	4	0	0
Downing	.241	132	481	80	116	213	18	2	25	64	5	6	14	81	5	63	3	4
Eppard	.310	10	29	3	9	9	0	0	0	4	1	0	0	2	0	4	0	0
Hendrick	.143	3	7	1	1	1	0	0	0	1	0	0	0	1	1	2	0	0
McLemore	.000	1	1	0	0	0	0	0	0	0	0	0	0	0	0	0	0	0
Miller	.000	1	1	0	0	0	0	0	0	0	0	0	0	0	0	0	0	0
Polidor	.000	1	0	0	0	0	0	0	0	0	0	0	0	0	0	0	0	0
Ray	.304	6	23	1	7	9	2	0	0	5	0	0	0	2	0	2	0	0
TOTALS	.237	162	608	91	144	249	20	2	27	80	6	6	14	91	6	78	5	4

1988 ANGELS PITCHING

PITCHER	W-L	ERA	G	GS	CG	SHO	SV	IP	H	R	ER	HR	HB	BB	IB	SO	WP	BK
Buice	2-4	5.88	32	0	0	0	3	41.1	45	29	27	5	0	19	3	38	3	2
Clark	6-6	5.07	15	15	2	1	0	94	120	54	53	8	0	31	6	39	5	2
Cliburn	4-2	4.07	40	1	0	0	0	84	83	45	38	11	6	32	6	42	1	4
Cook	0-1	4.91	3	0	0	0	0	3.2	4	2	2	0	1	1	0	2	1	0
Corbett	2-1	4.14	34	0	0	0	1	45.2	47	23	21	2	0	23	3	28	2	0
DiMichele	0-0	9.64	4	0	0	0	0	4.2	5	5	5	2	0	2	0	1	0	1
Finley	9-15	4.17	31	31	2	0	0	194.1	191	95	90	15	6	82	7	111	5	8
Fraser	12-13	5.41	34	32	2	0	0	194.2	203	129	117	33	9	80	7	86	12	6
Harvey	7-5	2.13	50	0	0	0	17	76	59	22	18	4	1	20	6	67	4	1
Krawczyk	0-1	4.81	14	1	0	0	1	24.1	29	13	13	2	2	8	1	17	2	0
Lazorko	0-1	3.35	10	3	0	0	0	37.2	37	15	14	5	1	16	0	19	0	1
Lovelace	0-0	13.50	3	0	0	0	0	1.1	2	2	2	1	0	3	0	0	0	0
Lugo	0-0	9.00	1	0	0	0	0	2	2	2	2	1	0	1	0	1	0	0
McCaskill	8-6	4.31	23	23	4	2	0	146.1	155	78	70	9	1	61	3	98	13	2
Minton	4-5	2.85	44	0	0	0	7	79	67	37	25	1	3	34	10	46	4	1
Monteleone	0-0	0.00	3	0	0	0	0	4.1	4	0	0	0	1	1	1	3	0	1
Moore	5-2	4.91	27	0	0	0	4	33	48	20	18	4	0	8	2	22	2	4
Petry	3-9	4.38	22	22	4	1	0	139.2	139	70	68	18	6	59	5	64	5	2
Witt	13-16	4.15	34	34	12	2	0	249.2	263	130	115	14	5	87	7	133	9	2
TOTALS	75-87	4.32	162	162	26	6	33	1455.2	1503	771	698	135	42	568	67	817	68	37
OPP.	87-75	3.89	162	162	26	7	48	1460.2	1458	714	632	124	49	469	48	819	35	43

WIN STREAK: 7, July 6-15 & July 27-Aug. 2

LOSING STREAK: 12, Sept. 19-Oct. 2

CLUB HISTORY



YEAR-BY-YEAR STATISTICAL REVIEW



1989 ANGELS BATTING

PLAYER	AVG	G	AB	R	H	TB	2B	3B	HR	RBI	SH	SF	HP	BB	IBB	SO	SB	CS
Anderson	.229	86	223	27	51	59	6	1	0	17	6	1	1	17	0	42	1	2
Armas	.257	60	202	22	52	94	7	1	11	30	0	2	0	7	2	48	0	0
Bichette	.210	48	138	13	29	45	7	0	3	15	0	2	0	6	0	24	3	0
Brady	.500	2	2	0	1	2	1	0	0	1	0	0	0	0	0	1	0	0
Davis	.271	154	560	81	152	244	24	1	22	90	3	6	0	61	12	109	3	0
DiSarcina	.000	2	0	0	0	0	0	0	0	0	0	0	0	0	0	0	0	0
Downing	.283	142	544	59	154	225	25	2	14	59	0	4	6	56	3	87	0	2
Eppard	.250	12	12	0	3	3	0	0	0	2	0	0	0	1	0	4	0	0
Hoffman	.212	48	104	9	22	28	3	0	1	3	4	0	1	3	0	13	0	2
Howell	.228	144	474	56	108	195	19	4	20	52	3	1	3	52	9	125	0	3
Joyner	.282	159	593	78	167	249	30	2	16	79	1	8	6	46	7	58	3	2
McLemore	.243	32	103	12	25	30	3	1	0	14	3	1	1	7	0	19	6	1
Orton	.179	16	39	4	7	8	1	0	0	4	1	0	0	2	0	17	0	0
Parrish	.238	124	433	48	103	168	12	1	17	50	1	4	2	42	6	104	1	1
Ray	.289	134	530	52	153	190	16	3	5	62	4	12	0	36	3	30	6	3
Rose	.211	14	38	4	8	16	1	2	1	3	1	0	1	2	0	10	0	0
Schofield	.228	91	302	42	69	96	11	2	4	26	11	2	3	28	0	47	9	3
Schroeder	.203	41	138	16	28	48	2	0	6	15	3	0	0	3	0	44	0	0
Tingley	.333	4	3	0	1	1	0	0	0	0	0	0	0	1	0	0	0	0
Venable	.358	20	53	7	19	23	4	0	0	4	3	0	0	1	0	16	0	0
Washington	.273	110	418	53	114	179	18	4	13	42	3	1	2	27	3	84	13	5
White	.245	156	636	86	156	236	18	13	12	56	7	2	2	31	3	129	44	16
TOTALS	.256	162	5545	669	1422	2139	208	37	145	624	54	46	28	429	48	1011	89	40
OPP.	.253	162	5470	578	1384	1968	201	22	113	551	54	50	29	465	19	897	111	42

1989 ANGELS DESIGNATED HITTERS

PLAYER	AVG	G	AB	R	H	TB	2B	3B	HR	RBI	SH	SF	HP	BB	IBB	SO	SB	CS
Anderson	.333	1	3	0	1	1	0	0	0	1	1	0	0	0	0	0	0	0
Armas	.278	6	18	4	5	13	2	0	2	4	0	1	0	1	1	4	0	0
Davis	.227	6	22	1	5	8	3	0	0	2	0	0	0	2	0	7	0	0
Downing	.284	141	543	59	154	225	25	2	14	59	0	4	6	56	3	87	0	2
Hoffman	.000	1	4	0	0	0	0	0	0	0	0	0	0	0	0	0	0	0
Parrish	.250	2	8	0	2	4	2	0	0	2	0	0	0	0	0	1	0	0
Washington	.214	7	28	2	6	8	0	1	0	3	0	0	0	2	0	5	0	0
White	.000	1	0	1	0	0	0	0	0	0	0	0	0	0	0	0	0	0
TOTALS	.277	162	629	67	174	260	32	3	16	72	1	5	6	61	4	105	0	2

1989 ANGELS PITCHING

PITCHER	W-L	ERA	G	GS	CG	SHO	SV	IP	H	R	ER	HR	HB	BB	IB	SO	WP	BK
Abbott	12-12	3.92	29	29	4	2	0	181.1	190	95	79	13	4	74	3	115	8	2
Blyleven	17-5	2.73	33	33	8	5	0	241	225	76	73	14	8	44	2	131	2	0
Clark	0-2	4.91	4	2	0	0	0	11	13	8	6	0	0	3	0	7	2	1
Corbett	0-0	3.38	4	0	0	0	0	5.1	3	2	2	1	0	1	0	3	0	0
Fetters	0-0	8.10	1	0	0	0	0	3.1	5	4	3	1	0	1	0	4	2	0
Finley	16-9	2.57	29	29	9	1	0	199.2	171	64	57	13	2	82	0	156	4	2
Fraser	4-7	3.24	44	0	0	0	2	91.2	80	33	33	6	5	23	4	46	5	0
Harvey	3-3	3.44	51	0	0	0	25	55	36	21	21	6	0	41	1	78	5	0
McCaskill	15-10	2.93	32	32	6	4	0	212	202	73	69	16	3	59	1	107	7	2
McClure	6-1	1.55	48	0	0	0	3	52.1	39	14	9	2	1	15	1	36	2	2
Minton	4-3	2.20	62	0	0	0	8	90	76	22	22	4	2	37	4	42	3	0
Monteleone	2-2	3.18	24	0	0	0	0	39.2	39	15	14	3	1	13	1	27	2	0
Petry	3-2	5.47	19	4	0	0	0	51	53	32	31	8	1	23	0	21	2	0
Witt	9-15	4.54	33	33	5	0	0	220	252	119	111	26	2	48	1	123	7	0
TOTALS	91-71	3.28	162	162	32	12	38	1454.1	1384	578	530	113	29	465	19	897	51	9
OPP.	71-91	3.67	162	162	32	9	35	1447.2	1422	669	591	145	28	429	48	1011	47	11

WIN STREAK: 7, July 18-25

LOSING STREAK: 7, June 7-14

CLUB HISTORY



YEAR-BY-YEAR STATISTICAL REVIEW



1990 ANGELS BATTING

PLAYER	AVG	G	AB	R	H	TB	2B	3B	HR	RBI	SH	SF	HP	BB	IBB	SO	SB	CS
Anderson	.229	86	223	27	51	59	6	1	0	17	6	1	1	17	0	42	1	2
Bichette	.255	109	349	40	89	151	15	1	15	53	1	2	3	16	1	79	5	2
Coachman	.311	16	45	3	14	17	3	0	0	5	1	0	2	1	0	7	0	1
Davis	.265	113	412	58	109	164	17	1	12	58	0	3	0	61	4	89	1	2
DiSarcina	.140	18	57	8	8	11	1	1	0	1	0	1	0	3	0	10	1	0
Downing	.273	96	330	47	90	154	18	2	14	51	0	4	6	50	2	45	0	0
Hill	.264	103	352	36	93	124	18	2	3	32	6	4	1	29	1	27	1	2
Howell	.228	105	316	35	72	117	19	1	8	33	1	2	1	46	5	61	3	0
Joyner	.268	83	310	35	83	122	15	0	8	41	1	5	1	41	4	34	2	1
McLemore	.146	20	48	4	7	9	2	0	0	2	1	0	0	4	0	9	1	0
Orton	.190	31	84	8	16	24	5	0	1	6	2	0	1	5	0	31	0	1
Parrish	.268	133	470	54	126	212	14	0	24	70	0	2	5	46	4	107	2	2
Polonia	.336	109	381	50	128	159	7	9	2	32	3	3	1	25	1	42	20	14
Ray	.277	105	404	47	112	150	23	0	5	43	3	3	0	19	2	44	2	3
Rose	.385	7	13	5	5	8	0	0	1	2	1	0	0	2	0	1	0	0
Schofield	.255	99	310	41	79	92	8	1	1	18	13	2	2	52	3	61	3	4
Schroeder	.224	18	58	7	13	28	3	0	4	9	0	0	0	1	0	10	0	0
Schu	.268	61	157	19	42	68	8	0	6	14	0	1	0	11	0	25	0	0
Stevens	.214	67	248	28	53	84	10	0	7	32	2	3	0	22	3	75	1	1
Tingley	.000	5	3	0	0	0	0	0	0	0	0	0	0	1	0	0	0	0
Venable	.259	93	189	26	49	76	9	3	4	21	7	2	0	24	2	31	5	1
Washington	.176	12	34	3	6	10	1	0	1	3	0	0	0	2	0	8	1	0
White	.217	125	443	57	96	152	17	3	11	44	10	3	3	44	5	116	21	6
Winfield	.275	112	414	63	114	193	18	2	19	72	1	6	1	48	3	68	0	15
TOTALS	.260	162	5570	690	1448	2180	237	27	147	646	58	45	28	566	41	1000	69	43
OPP.	.267	162	5548	706	1482	2103	235	34	106	660	47	46	38	544	25	944	91	69

1990 ANGELS DESIGNATED HITTERS

PLAYER	AVG	G	AB	R	H	TB	2B	3B	HR	RBI	SH	SF	HP	BB	IBB	SO	SB	CS
Coachman	.000	2	5	0	0	0	0	0	0	0	0	0	0	0	0	1	0	0
Davis	.284	60	225	35	64	97	13	1	6	30	0	2	0	34	3	43	0	2
Downing	.280	87	322	47	90	154	18	2	14	51	0	4	6	49	2	44	0	0
Hill	.000	1	1	0	0	0	0	0	0	0	0	0	0	0	0	0	0	0
Parrish	.500	1	4	1	2	4	1	0	0	1	0	0	0	0	0	0	0	0
Polonia	.333	11	45	3	15	16	1	0	0	3	0	0	0	1	0	5	2	3
Ray	.250	1	4	0	1	1	0	0	0	0	0	0	0	0	0	0	0	0
Winfield	.364	3	11	3	4	8	1	0	1	2	0	0	0	4	0	3	0	0
TOTALS	.285	162	617	89	176	280	35	3	21	87	0	7	6	88	5	96	2	5

1990 ANGELS PITCHING

PITCHER	W-L	ERA	G	GS	CG	SHO	SV	IP	H	R	ER	HR	HB	BB	IB	SO	WP	BK
Abbott	10-14	4.51	33	33	4	1	0	211.2	246	116	106	16	5	72	6	105	4	3
Bailes	2-0	6.37	27	0	0	0	0	35.1	46	30	25	8	1	20	0	16	0	0
Blyleven	8-7	5.24	23	23	2	0	0	134	163	85	78	15	7	25	0	69	6	0
Clear	0-0	5.87	4	0	0	0	0	7.2	5	7	5	0	2	9	0	6	1	0
Corbett	0-0	9.00	4	0	0	0	0	5	8	5	5	0	0	3	0	2	0	0
Eichhorn	2-5	3.08	60	0	0	0	13	84.2	98	36	29	2	6	23	0	69	2	0
Fetters	1-1	4.12	26	2	0	0	1	67.2	77	33	31	9	2	20	0	35	3	0
Finley	18-9	2.40	32	32	7	2	0	236	210	77	63	17	2	81	3	177	9	0
Fraser	5-4	3.08	45	0	0	0	2	76	69	29	26	4	0	24	3	32	1	0
Grahe	3-4	4.98	8	8	0	0	0	43.1	51	30	24	3	3	23	1	25	1	0
Harvey	4-4	3.22	54	0	0	0	25	64.1	45	24	23	4	0	35	6	82	7	1
Hill	0-0	0.00	1	0	0	0	0	1	0	0	0	0	0	1	0	1	0	0
Langston	10-17	4.40	33	33	5	1	0	223	215	120	109	13	5	104	1	195	8	0
Lewis	1-1	2.20	2	2	1	0	0	16.1	10	4	4	2	0	2	0	9	0	0
McCaskill	12-11	3.25	29	29	2	1	0	174.1	161	77	63	9	2	72	1	78	6	1
McClure	2-0	6.43	11	0	0	0	0	7	7	6	5	0	0	3	0	6	0	1
Minton	1-1	2.35	11	0	0	0	0	15.1	11	4	4	1	1	7	1	4	0	0
Richardson	0-0	0.00	1	0	0	0	0	.1	1	0	0	0	0	0	0	0	0	0
Witt	0-3	1.77	10	0	0	0	1	20.1	19	9	4	1	1	13	2	14	1	0
Young	1-1	3.52	17	0	0	0	0	30.2	40	14	12	2	1	7	1	19	1	0
TOTALS	80-82	3.79	162	162	21	5	42	1454	1482	706	613	106	8	544	25	944	50	6
OPP.	82-80	3.72	162	162	12	6	55	1458.1	1448	690	602	147	28	566	41	1000	41	5

WIN STREAK: 7, May 21-27

LOSING STREAK: 5, May 3-7

CLUB HISTORY



YEAR-BY-YEAR STATISTICAL REVIEW



1991 ANGELS BATTING

PLAYER	AVG	G	AB	R	H	TB	2B	3B	HR	RBI	SH	SF	HP	BB	IBB	SO	SB	CS
Abner	.228	41	101	12	23	37	6	1	2	9	0	0	0	4	0	18	1	2
Amaro	.217	10	23	0	5	6	1	0	0	2	0	0	0	3	1	3	0	0
Cron	.133	6	15	0	2	2	0	0	0	0	0	0	0	2	0	5	0	0
Davis	.000	3	2	0	0	0	0	0	0	0	0	0	0	0	0	0	0	0
DiSarcina	.211	18	57	5	12	14	2	0	0	3	2	0	2	3	0	4	0	0
Felix	.283	66	230	32	65	85	10	2	2	26	0	2	3	11	0	55	7	5
Flora	.125	3	8	1	1	1	0	0	0	0	1	0	0	1	0	5	1	0
Gaetti	.246	152	586	58	144	222	22	1	18	66	2	5	8	33	3	104	5	5
Gallagher	.293	90	270	32	79	99	17	0	1	30	10	0	2	24	0	43	2	4
Hill	.239	77	209	36	50	63	8	1	1	20	3	0	0	30	1	21	1	0
Howell	.210	32	81	11	17	25	2	0	2	7	0	0	0	11	0	11	1	1
Joyner	.301	143	551	79	166	269	34	3	21	96	2	5	1	52	4	66	2	0
Lyons	.200	2	5	0	1	1	0	0	0	0	0	0	0	0	0	0	0	0
Marshall	.000	2	7	0	0	0	0	0	0	0	0	0	0	0	0	1	0	0
Orton	.203	29	69	7	14	18	4	0	0	3	4	0	1	10	0	17	0	1
Parker	.232	119	466	45	108	167	22	2	11	56	0	3	3	29	3	91	3	2
Parrish	.216	119	402	38	87	156	12	0	19	51	0	3	5	35	2	117	0	1
Polonia	.296	150	604	92	179	229	28	8	2	50	2	3	1	52	4	74	48	23
Rose	.277	22	65	5	18	28	5	1	1	8	0	1	0	3	0	13	0	0
Schofield	.225	134	427	44	96	111	9	3	0	31	7	0	3	50	2	69	8	4
Sojo	.258	113	364	38	94	119	14	1	3	20	19	0	5	14	0	26	5	2
Stevens	.293	18	58	8	17	24	7	0	0	9	1	1	0	6	2	12	1	2
Tingler	.200	45	115	11	23	33	7	0	1	13	4	0	1	8	0	34	1	1
Venable	.246	82	187	24	46	67	8	2	3	21	4	2	2	11	2	30	2	1
Winfield	.262	150	568	75	149	268	27	4	28	86	2	6	1	56	4	109	7	2
TOTALS	.255	162	5470	653	1396	2044	245	29	115	607	63	31	38	448	28	928	94	56
OPP.	.250	162	5399	649	1351	2066	250	21	141	609	43	35	38	543	29	990	89	72

1991 ANGELS DESIGNATED HITTERS

PLAYER	AVG	G	AB	R	H	TB	2B	3B	HR	RBI	SH	SF	HP	BB	IBB	SO	SB	CS
Abner	.000	3	0	1	0	0	0	0	0	0	0	0	0	0	0	0	0	0
Amaro	.000	1	0	0	0	0	0	0	0	0	0	0	0	0	0	0	0	0
Cron	.000	1	1	0	0	0	0	0	0	0	0	0	0	0	0	0	0	0
Gallagher	1.000	2	2	0	2	3	1	0	0	0	0	0	0	0	0	0	0	0
Howell	.000	1	1	0	0	0	0	0	0	0	0	0	0	0	0	0	0	0
Marshall	.000	1	3	0	0	0	0	0	0	0	0	0	0	0	0	0	0	0
Orton	.000	1	0	0	0	0	0	0	0	0	0	0	0	0	0	0	0	0
Parker	.232	119	466	45	108	167	22	2	11	56	0	3	3	29	3	91	3	2
Parrish	.143	5	2	2	3	6	0	0	1	1	0	0	0	3	0	5	0	0
Polonia	.313	4	16	3	5	5	0	0	0	0	0	0	0	0	0	3	2	1
Sojo	.000	1	0	1	0	0	0	0	0	0	0	0	0	0	0	0	0	0
Venable	.000	3	1	1	0	0	0	0	0	0	0	0	0	0	0	0	0	1
Winfield	.256	34	125	14	32	52	5	0	5	16	1	1	0	16	2	31	3	1
TOTALS	.236	162	636	67	150	223	28	2	17	73	1	4	3	48	5	130	8	5

1991 ANGELS PITCHING

PITCHER	W-L	ERA	G	GS	CG	SHO	SV	IP	H	R	ER	HR	HB	BB	IB	SO	WP	BK
Abbott, J.	18-11	2.89	34	34	5	1	0	243	222	85	78	14	5	73	6	158	1	4
Abbott, K.	1-2	4.58	5	3	0	0	0	19.2	22	11	10	2	1	13	0	12	1	1
Bailes	1-2	4.18	42	0	0	0	0	51.2	41	26	24	5	4	22	5	41	2	0
Bannister	0-0	3.96	16	0	0	0	0	25	25	12	11	5	0	10	1	16	1	0
Beasley	0-1	3.38	22	0	0	0	0	26.2	26	14	10	2	1	10	1	14	2	0
Eichhorn	3-3	1.98	70	0	0	1	81.2	63	21	18	2	2	13	1	49	0	0	
Fetters	2-5	4.84	19	4	0	0	0	44.2	53	29	24	4	3	28	2	24	4	0
Finley	18-9	3.80	34	34	4	2	0	227.1	205	102	96	23	8	101	1	171	6	3
Grahe	3-7	4.81	18	10	1	0	0	73	84	43	39	2	3	33	0	40	2	0
Harvey	2-4	1.60	67	0	0	0	46*	78.2	51	20	14	6	1	17	3	101	2	2
Langston	19-8	3.00	34	34	7	0	0	246.1	190	89	82	30	2	96	3	183	6	0
Lewis	3-5	6.27	16	11	0	0	0	60.1	81	43	42	9	2	21	0	37	3	0
McCaskill	10-19*	4.26	30	30	1	0	0	177.2	193	93	84	19	3	66	1	71	6	0
McClure	0-0	9.31	13	0	0	0	0	9.2	13	111	10	3	1	5	0	5	2	1
Robinson	0-3	5.37	39	0	0	0	3	57	56	34	34	9	2	29	4	57	10	0
Valenzuela	0-2	12.15	2	2	0	0	0	6.2	14	10	9	3	0	3	0	5	1	0
Young	1-0	4.26	11	0	0	0	0	12.2	12	6	6	3	0	3	1	6	0	0
TOTALS	81-81	3.69	162	162	18	3	50	1441.2	1351	649	591	141	38	543	29	990	49	11
OPP.	81-81	3.58	162	162	20	15	42	1441.1	1396	653	573	115	38	448	28	928	61	6

WIN STREAK: 5, June 1-6

LOSING STREAK: 7, July 4-13 & July 31-Aug. 6

CLUB HISTORY



YEAR-BY-YEAR STATISTICAL REVIEW



1992 ANGELS BATTING

PLAYER	AVG	G	AB	R	H	TB	2B	3B	HR	RBI	SH	SF	HP	BB	IBB	SO	SB	CS
Brooks	.216	82	306	28	66	103	13	0	8	36	0	1	1	12	3	46	3	3
Curtis	.259	139	441	59	114	164	16	2	10	46	5	4	6	51	2	71	43	18
Davis	.250	40	104	5	26	34	8	0	0	16	0	1	0	13	2	9	0	0
DiSarcina	.247	157	518	48	128	156	19	0	3	42	5	3	7	20	0	50	9	7
Ducey	.237	31	59	4	14	17	3	0	0	2	0	1	0	5	0	12	2	3
Easley	.258	47	151	14	39	47	5	0	1	12	2	1	3	8	0	26	9	5
Felix	.246	139	509	63	125	184	22	5	9	72	5	9	2	33	5	128	8	8
Fitzgerald	.212	95	189	19	40	60	2	0	6	17	3	0	0	22	0	34	2	2
Gaetti	.226	130	456	41	103	156	13	2	12	48	0	3	6	21	4	79	3	1
Gonzales	.277	104	329	47	91	131	17	1	7	38	5	1	4	41	1	46	7	4
Gonzalez	.182	33	55	4	10	12	2	0	0	2	1	1	0	7	1	20	0	1
Hayes	.225	94	307	35	69	100	17	1	4	29	3	3	0	37	4	54	11	6
Langston	.000	33	2	1	0	0	0	0	0	0	0	0	0	0	0	2	0	0
Morris	.193	43	57	4	11	15	1	0	1	3	1	0	1	4	1	11	1	0
Myers	.235	8	17	0	4	5	1	0	0	0	1	0	0	0	0	6	0	0
Oberkfell	.264	41	91	6	24	25	1	0	0	10	0	2	0	8	2	5	0	1
Orton	.219	43	114	11	25	34	3	0	2	12	2	0	2	7	0	32	1	1
Parrish	.229	24	83	7	19	33	2	0	4	11	1	1	0	5	1	22	0	0
Polonia	.286	149	577	83	165	190	17	4	0	35	8	4	1	45	6	64	51	21*
Rose	.214	30	84	10	18	29	5	0	2	10	1	1	2	8	1	9	1	1
Salmon	.177	23	79	8	14	21	1	0	2	6	0	1	1	11	1	23	1	1
Schofield	.333	1	3	0	1	1	0	0	0	0	0	0	0	1	0	0	0	0
Sojo	.272	106	368	37	100	139	12	3	7	43	7	1	1	14	0	24	7	11
Stevens	.221	106	312	25	69	109	19	0	7	37	1	2	1	29	6	64	1	4
Tingley	.197	71	127	15	25	38	2	1	3	8	5	0	2	13	0	35	0	1
Williams	.231	14	26	5	6	9	1	1	0	2	0	0	0	1	0	10	0	2
TOTALS	.243	162	5364	579	1306	1812	202	20	88	537	56	40	40	416	40	882	160	101
OPP.	.264	162	5484	671	1449	2094	221	17	130	626	47	50	39	532	40	888	120	70

1992 ANGELS DESIGNATED HITTERS

PLAYER	AVG	G	AB	R	H	TB	2B	3B	HR	RBI	SH	SF	HP	BB	IBB	SO	SB	CS
Brooks	.218	70	275	28	60	97	13	0	8	34	0	1	1	10	2	43	3	3
Curtis	.000	1	0	1	0	0	0	0	0	0	0	0	0	0	0	0	0	0
Davis	.208	9	24	0	5	6	1	0	0	1	0	0	0	5	0	2	0	0
Ducey	.000	1	3	0	0	0	0	0	0	0	0	0	0	0	0	1	0	1
Felix	.267	8	30	4	8	11	1	1	0	6	0	1	0	2	1	8	0	0
Fitzgerald	.500	1	2	0	1	1	0	0	0	0	0	0	0	0	0	0	0	0
Gaetti	.230	17	61	6	14	24	1	0	3	4	0	0	1	3	0	15	0	1
Gonzalez	.000	1	0	0	0	0	0	0	0	0	0	0	0	0	0	0	0	0
Hayes	.412	5	17	5	7	10	3	0	0	1	0	0	0	0	0	3	0	0
Langston	.000	1	2	1	0	0	0	0	0	0	0	0	0	0	0	2	0	0
Morris	.000	6	11	0	0	0	0	0	0	0	1	0	1	1	1	2	0	0
Oberkfell	.200	5	20	1	4	4	0	0	0	2	0	0	0	0	0	2	0	0
Parrish	.125	2	8	0	1	1	0	0	0	1	0	0	0	0	0	3	0	0
Polonia	.314	47	188	30	59	71	8	2	0	12	3	1	1	12	2	20	15	9
Stevens	.167	2	6	1	1	1	0	0	0	1	0	0	0	1	0	1	0	0
Williams	.000	2	0	0	0	0	0	0	0	0	0	0	0	0	0	0	0	1
TOTALS	.247	162	647	77	160	226	27	3	11	62	4	3	4	34	6	102	18	15

1992 ANGELS PITCHING

PITCHER	W-L	ERA	G	GS	CG	SHO	SV	IP	H	R	ER	HR	HB	BB	IB	SO	WP	BK
Abbott	7-15	2.77	29	29	7	0	0	211	208	73	65	12	4	68	3	130	2	0
Bailes	3-1	7.45	32	0	0	0	0	38.2	59	34	32	7	1	28	4	25	2	1
Blyleven	8-12	4.74	25	24	1	0	0	133	150	76	70	17	5	29	2	70	3	1
Butcher	2-2	3.25	19	0	0	0	0	27.2	29	11	10	3	2	13	1	24	0	0
Crim	7-6	5.17	57	0	0	0	1	87	100	56	50	11	6	29	6	30	4	0
Eichhorn	2-4	2.38	42	0	0	0	2	56.2	51	19	15	2	0	18	8	42	3	1
Finley	7-12	3.96	31	31	4	1	0	204.1	212	99	90	24	3	98	2	124	6	0
Fortugno	1-1	5.18	14	5	1	1	1	41.2	37	24	24	5	0	19	0	31	2	1
Frey	4-2	3.57	51	0	0	0	4	45.1	39	18	18	6	2	22	3	24	1	0
Grahe	5-6	3.52	46	7	0	0	21	94.2	85	37	37	5	6	39	2	39	3	0
Harvey	0-4	2.83	25	0	0	0	13	28.2	22	12	9	4	0	11	1	34	4	0
Hathaway	0-0	7.94	2	1	0	0	0	5.2	8	5	5	1	0	3	0	1	0	0
Langston	13-14	3.66	32	32	9	2	0	229	206	103	93	14	6	74	2	174	5	0
Lewis	4-0	3.99	21	2	0	0	0	38.1	36	18	17	3	2	14	1	18	1	1
Robinson	1-0	2.20	3	3	0	0	0	16.1	19	4	4	1	0	3	0	9	1	0
Valera	8-11	3.73	30	28	4	2	0	188	188	82	78	15	2	64	5	113	5	0
TOTALS	72-90	3.84	162	162	26	6	42	1446	1449	671	617	130	39	532	40	888	42	5
OPP.	90-72	3.14	162	162	27	15	45	1454	1306	579	507	88	40	416	40	882	33	12

WIN STREAK: 6, July 10-18

LOSING STREAK: 11, June 28-July 9

CLUB HISTORY



YEAR-BY-YEAR STATISTICAL REVIEW



1993 ANGELS BATTING

PLAYER	AVG	G	AB	R	H	TB	2B	3B	HR	RBI	SH	SF	HP	BB	IBB	SO	SB	CS
Correia	.266	64	128	12	34	39	5	0	0	9	5	0	4	6	0	20	2	4
Curtis	.285	152	583	94	166	215	25	3	6	59	7	7	4	70	2	89	48	24
Davis	.243	153	573	74	139	252	32	0	27	112	0	0	1	71	12	135	4	1
DiSarcina	.238	126	416	44	99	130	20	1	3	45	5	3	6	15	0	38	5	7
Easley	.313	73	230	33	72	95	13	2	2	22	1	2	3	28	2	35	6	6
Edmonds	.246	18	61	5	15	21	4	1	0	4	0	0	0	2	1	16	0	2
Gaetti	.180	20	50	3	9	11	2	0	0	4	0	1	0	5	0	12	1	0
Gonzales, L.	.500	2	2	0	1	1	0	0	0	1	0	0	0	1	0	0	0	0
Gonzales, R.	.251	118	335	34	84	107	17	0	2	31	2	2	1	49	2	45	5	5
Gruber	.277	18	65	10	18	30	3	0	3	9	2	0	1	2	0	11	0	0
Javier	.291	92	237	33	69	96	10	4	3	28	1	3	1	27	1	33	12	2
Lovullo	.251	116	367	42	92	130	20	0	6	30	3	2	1	36	1	49	7	6
Myers	.255	108	290	27	74	105	10	0	7	40	3	3	2	17	2	47	3	3
Orton	.189	37	95	5	18	26	5	0	1	4	2	0	1	7	0	24	1	2
Perez	.250	52	180	16	45	67	6	2	4	30	0	1	2	9	0	39	5	4
Polonia	.271	152	576	75	156	188	17	6	1	32	8	3	2	48	7	53	55	24★
Salmon	.283	142	515	93	146	276	35	1	31	95	0	8	5	82	5	135	5	6
Snow	.241	129	419	60	101	171	18	2	16	57	7	6	2	55	4	88	3	0
Stillwell	.262	22	61	2	16	22	2	2	0	3	1	2	0	4	0	11	2	0
Tingley	.200	58	90	7	18	25	7	0	0	12	3	1	1	9	0	22	1	2
Turner	.280	25	75	9	21	29	5	0	1	13	0	1	1	9	0	16	1	1
Van Burkleo	.152	12	33	2	5	11	3	0	1	1	0	0	0	6	0	9	1	0
Walewander	.125	12	8	2	1	1	0	0	0	3	0	1	0	5	0	1	1	1
TOTALS	.260	162	5391	684	1399	2048	259	24	114	644	50	46	38	564	39	930	169	100
OPP.	.270	162	5488	770	1482	2239	268	15	153	732	53	61	51	550	35	843	122	52

1993 ANGELS DESIGNATED HITTERS

PLAYER	AVG	G	AB	R	H	TB	2B	3B	HR	RBI	SH	SF	HP	BB	IBB	SO	SB	CS
Correia	.000	6	0	1	0	0	0	0	0	0	0	0	0	0	0	0	0	0
Davis	.243	150	572	74	139	252	32	0	27	112	0	0	1	70	12	135	4	1
Easley	1.000	1	1	0	1	2	1	0	0	0	0	0	0	0	0	0	0	0
Gaetti	.176	5	17	2	3	3	0	0	0	3	0	1	0	2	0	4	0	0
Gruber	.000	1	4	0	0	0	0	0	0	1	0	0	0	0	0	2	0	0
Javier	.500	1	2	0	1	1	0	0	0	0	0	0	0	0	0	1	0	0
Myers	.429	2	7	0	3	3	0	0	0	2	0	0	0	0	0	0	0	0
Perez	.000	3	1	1	0	0	0	0	0	0	0	0	0	0	0	0	0	0
Polonia	.188	4	16	2	3	3	0	0	0	0	0	0	0	1	0	3	1	3
Salmon	.750	1	4	2	3	5	2	0	0	1	0	0	0	1	0	1	0	0
Walewander	.000	3	0	0	0	0	0	0	0	0	0	0	0	0	0	0	0	1
Walton	.000	4	0	1	0	0	0	0	0	0	0	0	0	0	0	0	0	0
TOTALS	.245		624	83	153	269	35	0	27	119	0	1	1	74	12	146	5	5

1993 ANGELS PITCHING

PITCHER	W-L	ERA	G	GS	CG	SHO	SV	IP	H	R	ER	HR	HB	BB	IB	SO	WP	BK
Anderson	0-0	3.97	4	1	0	0	0	11.1	11	5	5	1	0	2	0	4	0	0
Butcher	1-0	2.86	23	0	0	0	8	28.1	21	12	9	2	2	15	1	24	0	0
Crim	2-2	5.87	11	0	0	0	0	15.1	17	11	10	2	2	5	1	10	0	0
Davis	0-0	0.00	1	0	0	0	0	2	0	0	0	0	1	0	0	0	0	0
Farrell	3-12	7.35	21	17	0	0	0	90.2	110	74	74	22	7	44	3	45	3	0
Finley	16-14	3.15	35	35	13★	2	0	251.1	243	108	88	22	6	82	1	187	8	1
Frey	2-3	2.98	55	0	0	0	13	48.1	41	20	16	1	3	26	1	22	3	0
Gonzales	0-0	0.00	1	0	0	0	0	1	0	0	0	0	0	0	0	0	0	0
Grahe	4-1	2.86	45	0	0	0	11	56.2	54	22	18	5	2	25	4	31	3	0
Hathaway	4-3	5.02	11	11	0	0	0	57.1	71	35	32	6	5	26	1	11	5	1
Holzemer	0-3	8.87	5	4	0	0	0	23.1	34	24	23	2	3	13	0	10	1	0
Langston	16-11	3.20	35	35	7	0	0	256.1	220	100	91	22	1	85	2	196	10	2
Leftwich	4-6	3.79	12	12	1	0	0	80.2	81	35	34	5	3	27	1	31	1	0
Lewis	1-2	4.22	15	4	0	0	0	32	37	16	15	3	2	12	1	10	1	0
Linton	2-0	7.71	19	0	0	0	0	25.2	35	22	22	8	0	14	1	19	2	0
Magrane	3-2	3.94	8	8	0	0	0	48	48	27	21	4	0	21	0	24	4	0
Nelson	0-5	3.08	46	0	0	0	4	52.2	50	25	18	3	2	23	4	31	1	0
Nielsen	0-0	8.03	10	0	0	0	0	12.1	18	13	11	1	1	4	0	8	0	1
Patterson	1-1	4.58	46	0	0	0	1	59	54	30	30	7	0	35	5	36	2	0
Sanderson	7-1	4.46	21	21	4	1	0	135.1	153	77	67	15	5	27	5	66	1	2
Scott	1-2	5.85	16	0	0	0	0	20	19	13	13	1	1	11	1	13	2	0
Springer	1-6	7.20	14	9	1	0	0	60	73	48	48	11	3	32	1	31	6	0
Swingle	0-1	8.38	9	0	0	0	0	9.2	15	9	9	2	0	6	0	6	0	0
Valera	3-6	6.62	19	5	0	0	4	53	77	44	39	8	2	15	2	28	2	0
TOTALS	71-91	4.34	162	162	26	3	41	1430.1	1482	770	690	153	51	550	35	843	55	7
OPP.	91-71	3.92	162	162	17	8	47	1438.2	1399	684	627	114	38	564	39	930	47	6

WIN STREAK: 6, Apr. 20-25

LOSING STREAK: 10, July 17-26

CLUB HISTORY



YEAR-BY-YEAR STATISTICAL REVIEW



1994 ANGELS BATTING

PLAYER	AVG	G	AB	R	H	TB	2B	3B	HR	RBI	SH	SF	HP	BB	IBB	SO	SB	CS
Anderson, G.	.385	5	13	0	5	5	0	0	0	1	0	0	0	0	0	2	0	0
Correia	.235	6	17	4	4	5	1	0	0	0	0	0	0	0	0	0	0	0
Curris	.256	114	453	67	116	180	23	4	11	50	7	4	5	37	0	69	25	11
Dalesandro	.200	19	25	5	5	9	1	0	1	2	0	0	0	2	0	4	0	0
Davis	.311	108	392	72	122	220	18	1	26	84	0	6	1	69	11	84	3	2
DiSarcina	.260	112	389	53	101	128	14	2	3	33	10	2	2	18	0	28	3	7
Easley	.215	88	316	41	68	104	16	1	6	30	4	2	4	29	0	48	4	5
Edmonds	.273	94	289	35	79	109	13	1	5	37	1	1	1	30	3	72	4	2
Fabregas	.283	43	127	12	36	39	3	0	0	16	1	0	0	7	1	18	2	1
Hudler	.298	56	124	17	37	69	8	0	8	20	4	2	0	6	0	28	2	2
Jackson	.279	75	201	23	56	102	7	0	13	43	0	2	1	20	2	72	1	0
Myers	.246	45	126	10	31	43	6	0	2	8	5	1	0	10	3	27	0	2
Owen	.310	82	268	30	83	113	17	2	3	37	3	0	1	49	0	17	2	8
Perez	.209	38	129	10	27	49	7	0	5	16	1	1	0	12	1	29	3	0
Reynolds	.232	74	207	33	48	60	10	1	0	11	3	1	1	23	0	18	10	7
Salmon	.287	100	373	67	107	198	18	2	23	70	0	3	5	54	2	102	1	3
Smith	.262	45	122	19	32	54	5	1	5	18	0	1	0	7	0	20	2	3
Snow	.220	61	223	22	49	77	4	0	8	30	2	1	3	19	1	48	0	1
Turner	.242	58	149	23	36	48	7	1	1	12	1	2	1	10	0	29	3	0
TOTALS	.264	115	3943	543	1042	1612	178	16	120	518	42	29	27	402	24	715	65	54
OPP.	.287	115	4009	660	1149	1873	236	19	150	624	35	41	45	436	28	682	83	38

1994 ANGELS DESIGNATED HITTERS

PLAYER	AVG	G	AB	R	H	TB	2B	3B	HR	RBI	SH	SF	HP	BB	IBB	SO	SB	CS
Davis	.314	106	385	71	121	219	18	1	26	84	0	6	1	69	11	81	3	2
Hudler	.000	4	3	0	0	0	0	0	0	0	1	0	0	0	0	1	0	0
Jackson	.333	9	30	2	10	10	0	0	0	0	0	0	0	2	0	11	0	0
Myers	.000	1	1	0	0	0	0	0	0	0	0	0	0	0	0	1	0	0
Owen	.000	2	1	0	0	0	0	0	0	0	0	0	0	0	0	0	0	0
Reynolds	.000	3	0	1	0	0	0	0	0	0	0	0	0	0	0	0	0	0
Smith	.000	2	4	0	0	0	0	0	0	0	0	0	0	1	0	2	0	0
TOTALS	.309	115	424	74	131	229	18	1	26	84	1	6	0	72	0	96	3	2

1994 ANGELS PITCHING

PITCHER	W-L	ERA	G	GS	CG	SHO	SV	IP	H	R	ER	HR	HB	BB	IB	SO	WP	BK
Anderson, B.	7-5	5.22	18	18	0	0	0	101.2	120	63	59	13	5	27	0	47	5	5
Butcher	2-1	6.67	33	0	0	0	0	29.2	31	24	22	2	2	23	5	19	2	0
Dopson	1-4	6.14	21	5	0	0	0	58.2	67	41	40	6	3	26	3	33	4	1
Farrell	1-2	9.00	3	3	0	0	0	13	16	14	13	2	1	8	0	10	0	0
Finley	10-10	4.32	25	25	7	2	0	183.1★	178	95	88	21	3	71	0	148	10	0
Grahe	2-5	6.65	40	0	0	0	13	43.1	68	33	32	5	6	18	4	26	4	1
Langston	7-8	4.68	18	18	2	1	0	119.1	121	67	62	19	0	54	1	109	6	0
Lefferts	1-1	4.67	30	0	0	0	1	34.2	50	20	18	7	0	12	3	27	1	0
Leftwich	5-10	5.68	20	20	1	0	0	114	127	75	72	16	3	42	2	67	3	1
Leiter	4-7	4.72	40	7	0	0	2	95.1	99	56	50	13	9	35	6	71	2	0
Lewis	0-1	6.10	20	0	0	0	0	31	46	23	21	5	2	10	2	10	0	0
Lorraine	0-2	10.61	4	3	0	0	0	18.2	30	23	22	7	0	11	0	10	0	0
Magrane	2-6	7.30	20	11	1	0	0	74	89	63	60	18	6	51	0	33	7	0
Patterson, B.	2-3	4.07	47	0	0	0	1	42	35	21	19	6	2	15	2	30	1	0
Patterson, K.	0-0	0.00	1	0	0	0	0	.2	0	0	0	0	0	0	1	0	0	0
Sampen	1-1	6.46	10	0	0	0	0	15.1	14	11	11	1	3	13	0	9	0	0
Schwarz	0-0	4.05	4	0	0	0	0	6.2	5	3	3	0	0	6	0	4	1	0
Springer	2-2	5.52	18	5	0	0	2	45.2	53	28	28	9	0	14	0	28	2	0
TOTALS	47-68	5.42	115	115	11	3	21	1027	1149	660	618	150	45	436	28	682	48	8
OPP.	68-47	4.38	115	115	11	7	26	1032.2	1042	543	503	120	27	402	24	715	33	4

WIN STREAK: 4, May 18-21

LOSING STREAK: 8, July 21-29

CLUB HISTORY



YEAR-BY-YEAR STATISTICAL REVIEW



1995 ANGELS BATTING

PLAYER	AVG	G	AB	R	H	TB	2B	3B	HR	RBI	SH	SF	HP	BB	IBB	SO	SB	CS
Aldrete	.250	18	24	1	6	6	0	0	0	3	0	1	0	0	0	8	0	0
Allanson	.171	35	82	5	14	26	3	0	3	10	1	0	1	7	0	12	0	1
Anderson, G.	.321	106	374	50	120	189	19	1	16	69	2	4	1	19	4	65	6	2
Correa	.238	14	21	3	5	8	1	1	0	3	1	0	0	0	0	5	0	0
Dalesandro	.100	11	10	1	1	2	1	0	0	0	0	0	0	0	0	2	0	0
Davis	.318	119	424	81	135	218	23	0	20	86	0	9	0	89	12	79	3	3
DiSarcina	.307	99	362	61	111	166	28	6	5	41	7	3	2	20	0	25	7	4
Easley	.216	114	357	35	77	107	14	2	4	35	6	4	6	32	1	47	5	2
Edmonds	.290	141	558	120	162	299	30	4	33	107	1	5	5	51	4	130	1	4
Fabregas	.247	73	227	24	56	69	10	0	1	22	3	1	0	17	0	28	0	2
Flora	.000	2	1	0	0	0	0	0	0	0	0	0	0	0	0	1	0	0
Gallagher	.188	11	16	1	3	4	1	0	0	0	0	0	0	2	0	1	0	0
Gonzales	.333	30	18	1	6	10	1	0	1	3	0	0	0	0	0	4	0	0
Hudler	.265	84	223	30	59	93	16	0	6	27	2	1	5	10	1	48	13	0
Lind	.163	15	43	5	7	9	2	0	0	1	0	0	0	3	0	4	0	0
Martinez	.180	26	61	7	11	15	1	0	1	9	0	0	1	6	2	7	0	0
Myers	.260	85	273	35	71	114	12	2	9	38	1	2	1	17	3	49	0	1
Owen	.229	82	218	17	50	68	9	3	1	28	1	0	0	18	1	22	3	2
Palmeiro	.350	15	20	3	7	7	0	0	0	1	0	0	0	1	0	1	0	0
Perez	.169	29	71	9	12	21	4	1	1	7	0	1	2	12	0	9	0	2
Phillips	.261	139	525	119	137	241	21	1	27	61	1	1	3	113	6	135	13	10
Salmon	.330	143	537	111	177	319	34	3	34	105	0	4	6	91	2	111	5	5
Schofield	.250	12	20	1	5	5	0	0	0	2	2	0	0	4	0	2	0	0
Snow	.289	143	544	80	157	253	22	1	24	102	5	2	3	52	4	91	2	1
Turner	.100	5	10	0	1	1	0	0	0	1	0	0	0	0	0	3	0	0
TOTALS	.277	145	5019	801	1390	2250	252	25	186	761	33	38	36	564	40	889	57	39
OPP.	.265	145	4949	697	1310	2097	260	19	163	662	48	45	43	486	23	901	88	46

1995 ANGELS DESIGNATED HITTERS

PLAYER	AVG	G	AB	R	H	TB	2B	3B	HR	RBI	SH	SF	HP	BB	IBB	SO	SB	CS
Aldrete	.143	2	7	0	1	1	0	0	0	0	0	0	0	0	0	2	0	0
Anderson, G.	.000	1	4	0	0	0	0	0	0	0	0	0	0	0	0	1	0	0
Correa	.000	1	0	1	0	0	0	0	0	0	0	0	0	0	0	0	0	0
Dalesandro	.000	1	1	0	0	0	0	0	0	0	0	0	0	0	0	0	0	0
Davis	.318	119	424	81	135	218	23	0	20	86	0	9	0	89	12	79	3	3
Flora	.000	1	1	0	0	0	0	0	0	0	0	0	0	0	0	1	0	0
Gallagher	.000	1	0	0	0	0	0	0	0	0	0	0	0	1	0	0	0	0
Hudler	.250	3	12	3	3	6	0	0	1	1	0	0	1	2	0	1	2	0
Martinez	.167	2	6	0	1	1	0	0	0	0	0	0	0	0	0	2	0	0
Myers	.266	16	64	13	17	22	2	0	1	10	0	1	1	8	1	9	0	1
Perez	.000	1	1	0	0	0	0	0	0	0	0	0	0	0	0	0	0	0
Phillips	.429	2	7	2	3	4	1	0	0	2	0	0	0	2	0	2	0	0
Salmon	.000	1	3	1	0	0	0	0	0	0	0	0	0	1	0	0	0	0
TOTALS	.302	145	530	101	160	252	26	0	22	99	0	10	2	103	13	97	5	4

1995 ANGELS PITCHING

PITCHER	W-L	ERA	G	GS	CG	SHO	SV	IP	H	R	ER	HR	HB	BB	IB	SO	WP	BK
Abbott	5-4	4.15	13	13	1	1	0	84.2	93	43	39	4	1	29	0	41	1	0
Anderson, B.	6-8	5.87	18	17	1	0	0	99.2	110	66	65	24	3	30	2	45	1	3★
Bennett	0-0	0.00	1	0	0	0	0	0.1	0	0	0	0	0	0	0	0	0	0
Bielecki	4-6	5.97	22	11	0	0	0	75.1	80	56	50	15	3	31	1	45	3	0
Boskie	7-7	5.64	20	20	1	0	0	111.2	127	73	70	16	7	25	0	51	4	0
Butcher	6-1	4.73	40	0	0	0	0	51.1	49	28	27	7	1	31	2	29	3	0
Edenfield	0-0	4.26	7	0	0	0	0	12.2	15	7	6	1	0	5	0	6	3	0
Finley	15-12	4.21	32	32	2	1	0	203	192	106	95	20	7	93	1	195	13	1
Habyan	1-2	4.13	28	0	0	0	0	32.2	36	16	15	2	1	12	0	25	2	0
Harkey	4-3	4.55	12	8	1	0	0	61.1	80	32	31	12	1	16	2	28	0	0
Holzemer	0-1	5.40	12	0	0	0	0	8.1	11	6	5	1	1	7	1	5	0	0
James	3-0	3.88	46	0	0	0	1	55.2	49	27	24	6	3	26	2	36	1	0
Langston	15-7	4.63	31	31	2	1	0	200.1	212	109	103	21	3	64	1	142	5	1
Monteleone	1-0	2.00	9	0	0	0	0	9	8	2	2	1	0	3	0	5	0	0
Patterson	5-2	3.04	62	0	0	0	0	53.1	48	18	18	6	1	13	3	41	0	1
Percival	3-2	1.95	62	0	0	0	3	74	37	19	16	6	1	26	2	94	2	2
Sanderson	1-3	4.12	7	7	0	0	0	39.1	48	23	18	6	2	4	1	23	0	1
Smith	0-5	3.47	52	0	0	0	37	49.1	42	19	19	3	1	25	4	43	1	0
Springer	1-2	6.10	19	6	0	0	1	51.2	60	37	35	11	5	25	1	38	1	0
Williams	1-2	6.75	20	0	0	0	0	10.2	13	10	8	1	2	21	0	9	2	1
TOTALS	78-67	4.52	145	145	8	3	42	1284.1	1310	697	645	163	43	486	23	901	42	10
OPP.	67-78	5.18	145	145	15	7	33	1277.2	1390	801	736	186	36	564	40	889	47	7

WIN STREAK: 8, July 25-Aug. 2

LOSING STREAK: 9, Aug. 25-Sept. 3, Sept. 13-23

CLUB HISTORY



YEAR-BY-YEAR STATISTICAL REVIEW



1996 ANGELS BATTING

PLAYER	AVG	G	AB	R	H	TB	2B	3B	HR	RBI	SH	SF	HP	BB	IBB	SO	SB	CS
Aldrete	.213	63	108	16	23	47	6	0	6	20	0	1	0	14	0	19	0	1
Anderson	.285	150	607	79	173	246	33	2	12	72	5	3	0	27	5	84	7	9
Arias	.238	84	252	19	60	88	8	1	6	28	6	0	0	16	2	50	2	0
Borders	.228	19	57	6	13	22	3	0	2	8	1	0	0	3	0	11	0	1
Davis	.292	145	530	73	155	263	24	0	28	95	1	6	0	86	11	99	5	2
DiSarcina	.256	150	536	62	137	186	26	4	5	48	16	1	2	21	0	36	2	1
Easley	.156	28	45	4	7	14	1	0	2	7	3	0	0	6	0	12	0	0
Edmonds	.304	114	431	73	131	246	28	3	27	66	0	2	4	46	2	101	4	0
Eenhoorn	.267	6	15	1	4	4	0	0	0	0	0	0	0	0	0	2	0	0
Erstad	.284	57	208	34	59	78	5	1	4	20	1	3	0	17	1	29	3	3
Fabregas	.287	90	254	18	73	85	6	0	2	26	3	5	0	17	3	27	0	1
Greene	.190	29	79	9	15	22	1	0	2	9	0	0	1	4	0	11	2	0
Hancock	1.000	11	1	1	1	1	0	0	0	0	0	0	0	0	0	0	0	0
Howell	.270	66	126	20	34	64	4	1	8	21	0	0	0	10	0	30	0	1
Hudler	.311	92	302	60	94	168	20	3	16	40	2	1	3	9	0	54	14	5
Palmeiro	.287	50	87	6	25	33	6	1	0	6	1	0	2	8	1	13	0	1
Percival	.000	62	1	0	0	0	0	0	0	0	0	0	0	0	0	1	0	1
Pritchett	.154	5	13	1	2	2	0	0	0	1	0	0	0	0	0	3	0	0
Salmon	.286	156	581	90	166	291	27	4	30	98	0	3	4	93	7	125	4	2
Schofield	.250	13	16	3	4	4	0	0	0	0	0	0	0	1	0	1	1	0
Slaughter	.324	62	207	23	67	94	9	0	6	32	0	2	2	13	0	20	0	0
Snow	.257	155	575	69	148	221	20	1	17	67	2	3	5	56	6	96	1	6
Turner	.333	4	3	1	1	0	0	1	0	1	0	1	0	1	0	0	0	0
Velarde	.285	136	530	82	151	226	27	3	14	54	4	2	5	70	0	118	7	7
Wallach	.237	57	190	23	45	76	7	0	8	20	0	0	1	18	2	47	1	0
TOTALS	.276	161	5686	762	1571	2451	256	24	192	727	45	33	29	527	40	974	53	39
OPP.	.275	161	5617	743	1546	2521	282	18	219	886	41	56	84	662	47	1052	146	54

1996 ANGELS DESIGNATED HITTERS

PLAYER	AVG	G	AB	R	H	TB	2B	3B	HR	RBI	SH	SF	HP	BB	IBB	SO	SB	CS
Aldrete	.167	6	12	3	2	6	1	0	1	5	0	1	0	2	0	1	0	0
Anderson	.000	1	2	0	0	0	0	0	0	0	0	0	0	1	0	0	0	0
Arias	1.000	1	1	0	1	1	0	0	0	0	0	0	0	0	0	0	0	0
Boskie	.000	1	0	0	0	0	0	0	0	0	0	0	0	0	0	0	0	0
Davis	.294	143	528	73	155	263	24	0	28	95	1	6	0	86	11	98	5	2
Easley	.000	2	0	0	0	0	0	0	0	1	0	0	0	0	0	0	0	0
Edmonds	.000	1	4	0	0	0	0	0	0	0	0	0	0	1	0	1	0	0
Fabregas	.000	1	1	0	0	0	0	0	0	0	0	0	0	0	0	0	0	0
Greene	.000	1	4	0	0	0	0	0	0	0	0	0	0	0	0	1	0	0
Howell	.375	4	8	0	3	3	0	0	0	2	0	0	0	0	0	2	0	0
Hudler	.095	8	21	2	3	1	0	0	0	0	0	0	0	1	0	5	0	0
Palmeiro	.000	4	4	0	0	0	0	0	0	0	0	0	0	1	1	0	0	0
Salmon	.500	3	8	0	4	6	0	1	0	2	0	0	0	1	0	1	0	0
Schofield	.000	1	0	1	0	0	0	0	0	0	0	0	0	0	0	0	0	0
Slaughter	.000	1	1	0	0	0	0	0	0	0	0	0	0	0	0	0	0	0
Wallach	.167	8	18	1	3	6	0	0	1	2	0	0	0	1	0	5	0	0
TOTALS	.278	161	612	80	170	288	26	1	30	106	2	7	0	94	12	115	5	2

1996 ANGELS PITCHING

PITCHER	W-L	ERA	G	GS	CG	SHO	SV	IP	H	R	ER	HR	HB	BB	IB	SO	WP	BK
Abbott, J.	2-18	7.48	27	23	1	0	0	142	171	128	118	23	4	78	3	58	13	1
Abbott, K.	0-1	20.25	3	0	0	0	0	4	10	9	9	1	0	5	0	3	1	0
Boskie	12-11	5.32	37	28	1	0	0	189.1	226	126	112	40	13	67	7	133	10	0
Dickson	1-4	4.57	7	7	0	0	0	43.1	52	22	22	6	1	18	1	20	1	1
Edenfield	0-0	10.38	2	0	0	0	0	4.1	10	5	5	2	1	2	0	4	0	0
Eichhorn	1-2	5.04	24	0	0	0	0	30.1	36	17	17	3	2	11	3	24	0	1
Ellis	0-0	0.00	3	0	0	0	0	5	0	0	0	0	0	0	4	0	5	1
Finley	15-16	4.16	35	35	4	1	0	238	241	124	110	27	11	94	5	215	17	2
Frohwirth	0-0	11.12	4	0	0	0	0	5.2	10	11	7	1	1	4	0	1	1	0
Gohr	1-1	7.50	15	0	0	0	1	24	34	20	20	7	0	10	0	15	0	0
Grimsley	5-7	6.84	35	20	2	1	0	130.1	150	110	99	14	13	74	5	82	11	0
Hancock	4-1	7.48	11	4	0	0	0	27.2	34	23	23	2	2	17	1	19	2	0
Harris	2-0	3.90	11	3	0	0	0	32.1	31	16	14	4	3	17	2	20	4	0
Holtz	3-3	2.45	30	0	0	0	0	29.1	21	11	8	1	3	19	2	31	1	0
Holzemer	1-0	8.76	25	0	0	0	0	24.2	35	28	24	7	3	8	1	20	0	0
James	5-5	2.67	69	0	0	0	1	81	62	27	24	7	10	42	7	65	5	0
Langston	6-5	4.82	18	18	2	0	0	123.1	116	68	66	18	2	45	0	83	4	0
Leftwich	0-1	7.36	2	2	0	0	0	7.1	12	9	6	1	0	3	0	4	0	0
May	0-0	10.13	5	0	0	0	0	2.2	3	3	3	1	0	2	0	1	0	0
McElroy	5-1	2.95	40	0	0	0	0	36.2	32	12	12	2	2	13	2	32	1	0
Monteleone	0-3	5.87	12	0	0	0	0	15.1	23	11	10	5	1	2	0	5	0	1
Pennington	0-0	12.27	8	0	0	0	0	7.1	5	10	10	1	0	16	2	7	1	0
Percival	0-2	2.31	62	0	0	0	36	74	38	20	19	8	2	31	4	100	2	0
Sanderson	0-2	7.50	5	4	0	0	0	18	39	21	15	5	2	4	0	7	0	2
Schmidt	2-0	7.88	9	0	0	0	0	8	13	9	7	2	0	8	0	2	1	0
Smith	0-0	2.45	11	0	0	0	0	11	8	4	3	0	0	3	0	6	1	0
Springer	5-6	5.51	20	15	2	1	0	94.2	91	65	58	24	6	43	0	64	1	0
Van Ryn	0-0	0.00	1	0	0	0	0	1	1	0	0	0	0	1	0	0	0	0
Williams	0-2	8.89	13	2	0	0	0	28.1	42	34	28	7	2	21	4	26	2	0
TOTALS	70-91	5.30	161	161	12	3	38	1439	1546	943	847	219	84	662	47	1052	80	8
OPP.	91-70	4.37	161	161	17	6	31	1449.2	1571	762	704	192	29	527	40	974	40	7

WIN STREAK: 7, Apr. 17-24; June 9-15

LOSING STREAK: 7, Sept. 9-17

CLUB HISTORY



YEAR-BY-YEAR STATISTICAL REVIEW



1997 ANGELS BATTING

PLAYER	AVG	G	AB	R	H	TB	2B	3B	HR	RBI	SH	SF	HP	BB	IBB	SO	SB	CS
Alicea	.253	128	388	59	98	143	16	7	5	37	4	2	8	69	3	65	22	8
Anderson	.303	154	624	76	189	255	36	3	8	92	1	5	2	30	6	70	10	4
Arias	.333	3	6	1	2	2	0	0	0	1	0	0	0	0	0	0	0	0
Dickson	.000	33	2	0	0	0	0	0	0	0	0	0	0	0	0	0	0	0
DiSarcina	.246	154	549	52	135	179	28	2	4	47	8	5	4	17	0	29	7	8
Edmonds	.291	133	502	82	146	251	27	0	26	80	0	5	4	60	5	80	5	7
Enghorn	.350	11	20	2	7	11	1	0	1	6	0	1	0	0	0	2	0	0
Encarnacion	.412	11	17	2	7	11	1	0	1	4	0	0	0	0	0	1	2	0
Erstad	.299	139	539	99	161	251	34	4	16	77	5	6	4	51	4	86	23	8
Fabregas	.079	21	38	2	3	4	1	0	0	3	2	0	0	3	0	3	0	0
Finley	.000	25	6	1	0	0	0	0	0	0	0	0	0	0	0	2	0	0
Grebeck	.270	63	126	12	34	46	9	0	1	6	5	1	0	18	1	11	0	1
Greene	.290	34	124	24	36	69	6	0	9	24	0	0	0	7	1	25	2	0
Gross	.000	12	1	0	0	0	0	0	0	0	0	0	0	0	0	1	0	0
Henderson	.183	32	115	21	21	30	3	0	2	7	1	0	2	26	0	23	16	4
Hill	.500	31	2	0	1	2	1	0	0	2	1	0	0	0	0	1	0	0
Hollins	.288	149	572	101	165	246	29	2	16	85	1	5	8	62	2	124	16	6
Holtz	.000	66	1	0	0	0	0	0	0	0	0	0	0	0	0	1	0	0
Howell	.259	77	174	25	45	94	7	0	14	34	1	3	0	13	2	36	1	0
Kreuter	.234	70	218	19	51	72	7	1	4	18	1	0	0	21	0	57	0	2
Leyritz	.276	84	294	47	81	121	7	0	11	50	3	5	3	37	2	56	1	1
May	.000	29	2	0	0	0	0	0	0	0	0	0	0	0	0	2	0	0
McElroy	.000	62	0	1	0	0	0	0	0	0	0	0	0	0	0	0	0	0
Murray	.219	46	160	13	35	51	7	0	3	15	0	3	0	13	0	24	1	0
Palmeiro	.216	74	134	19	29	35	2	2	0	8	3	1	1	17	1	11	2	2
Perisho	.000	11	1	0	0	0	0	0	0	0	0	0	0	0	0	1	0	0
Phillips	.264	105	405	73	107	157	28	2	6	48	3	4	2	73	5	89	9	9
Salmon	.296	157	582	95	172	301	28	1	33	129	0	11	7	95	5	142	9	12
Springer	.000	32	3	0	0	0	0	0	0	0	0	0	0	0	0	3	0	0
Turner	.261	13	23	4	6	12	1	1	1	2	1	0	0	5	0	8	0	0
Velarde	.000	1	0	0	0	0	0	0	0	0	0	0	0	0	0	0	0	0
PITCHERS	.056	8	18	1	1	2	1	0	0	2	1	0	0	0	0	11	0	0
TOTALS	.272	162	5628	829	1531	2343	279	25	161	775	40	57	45	617	37	953	126	72
OPP.	.269	162	5604	794	1506	2451	287	26	202	758	46	56	54	605	34	1050	101	64

1997 ANGELS DESIGNATED HITTERS

PLAYER	AVG	G	AB	R	H	TB	2B	3B	HR	RBI	SH	SF	HP	BB	IBB	SO	SB	CS
Alicea	.000	6	8	0	0	0	0	0	0	1	0	1	0	0	0	1	0	0
Anderson	.385	4	13	3	5	8	3	0	0	1	0	0	0	2	0	3	0	0
Arias	.000	1	1	0	0	0	0	0	0	0	0	0	0	0	0	0	0	0
Edmonds	.250	8	28	1	7	8	1	0	0	2	0	0	1	7	0	7	0	0
Erstad	.323	9	31	2	10	10	0	0	0	0	0	0	0	2	0	5	0	0
Grebeck	.000	2	0	0	0	0	0	0	0	0	0	0	0	0	0	0	0	0
Greene	.308	8	26	5	8	10	2	0	0	4	0	0	0	3	1	5	1	0
Henderson	.181	19	72	14	13	18	2	0	1	5	1	0	2	15	0	18	10	3
Howell	.264	22	72	12	19	45	2	0	8	15	1	1	0	6	1	11	0	0
Kreuter	1.000	2	1	1	1	2	1	0	0	0	0	0	0	1	0	0	0	0
Leyritz	.186	13	43	3	8	11	0	0	1	3	0	1	0	5	0	11	0	0
Murray	.220	45	159	13	35	51	7	0	3	15	0	3	0	13	0	24	1	0
Palmeiro	.313	11	16	4	5	7	0	1	0	1	0	1	0	1	1	1	0	0
Phillips	.245	26	110	17	27	36	6	0	1	14	1	2	0	13	1	19	1	3
Salmon	.214	4	14	3	3	7	1	0	1	1	0	0	0	4	0	2	0	0
Turner	.000	1	1	0	0	0	0	0	0	0	0	0	0	0	0	0	0	0
TOTALS	.237	154	595	78	141	213	25	1	15	62	3	9	3	72	4	107	13	6

1997 ANGELS PITCHING

PITCHER	W-L	ERA	G	GS	CG	SHO	SV	IP	H	R	ER	HR	HB	BB	IB	SO	WP	BK
Boyer	0-0	5.40	3	0	0	0	0	3.1	3	2	2	1	0	1	0	5	0	0
Cadaret	0-0	3.29	15	0	0	0	0	13.2	11	5	5	1	2	8	2	11	3	0
Chavez	0-0	0.93	7	0	0	0	0	9.2	7	1	1	1	0	5	1	10	0	0
DeLucia	6-4	3.61	33	0	0	0	3	42.1	29	18	17	5	1	27	2	42	1	0
Dickson	13-9	4.29	33	32	2	1	0	203.2	236	111	97	32	7	56	3	115	4	1
Finley	13-6	4.23	25	25	3	1	0	164	152	79	77	20	5	65	0	155	10	2
Gross	2-1	6.75	12	3	0	0	0	25.1	30	20	19	4	1	20	1	20	2	1
Gubicza	0-1	25.07	2	2	0	0	0	4.2	13	13	13	2	0	3	0	5	0	0
Harris	5-4	3.62	61	0	0	0	0	79.2	82	33	32	7	2	38	6	56	3	0
Hasegawa	3-7	3.93	50	7	0	0	0	116.2	118	60	51	14	3	46	6	83	2	1
Hill	4-4	3.65	12	1	0	0	0	79	65	34	32	8	1	39	3	38	2	0
Holtz	3-4	3.32	66	0	0	0	2	43.1	38	21	16	7	2	15	4	40	1	0
James	5-5	4.31	58	0	0	0	0	7	62.2	69	32	30	3	28	4	57	1	0
Langston	2-4	5.85	9	9	0	0	0	47.2	61	34	31	8	0	29	1	30	1	0
May	2-1	5.23	29	2	0	0	0	51.2	56	31	30	6	0	25	2	42	2	0
McElroy	0-0	3.45	13	0	0	0	0	15.2	17	7	6	2	0	3	1	18	0	0
Percival	5-5	3.46	55	0	0	0	27	52	40	20	20	6	4	22	2	72	5	0
Perisho	0-2	6.00	11	8	0	0	0	45	59	34	30	6	3	28	0	35	5	2
Springer	9-9	5.18	32	28	3	1	0	194.2	199	118	112	32	10	73	0	75	7	0
Watson	12-12	4.93	35	34	0	0	0	199	220	121	109	37	8	73	0	141	8	2
Williams	0-0	0.00	1	0	0	0	0	1	1	0	0	0	0	1	0	0	0	0
TOTALS	84-78	4.52	162	162	9	3	39	1454.2	1506	794	730	202	54	605	34	1050	57	9
OPP.	78-84	4.62	162	162	10	5	42	1451.2	1531	829	745	161	45	617	37	953	70	11

WIN STREAK: 10, July 5-17

LOSING STREAK: 5, May 6-11; June 13-18; Sept. 1-6

CLUB HISTORY



YEAR-BY-YEAR STATISTICAL REVIEW



1998 ANGELS BATTING

PLAYER	AVG	G	AB	R	H	TB	2B	3B	HR	RBI	SH	SF	HP	BB	IBB	SO	SB	CS
Anderson	.294	156	622	62	183	283	41	7	15	79	3	3	1	29	8	80	8	3
Baughman	.255	63	196	24	50	64	9	1	1	20	5	3	1	6	0	36	10	4
Bolick	.156	21	45	3	7	12	2	0	1	2	0	0	0	11	0	8	0	0
Dickson	.000	27	4	1	0	0	0	0	0	0	0	0	0	1	0	3	0	0
DiSarcina	.287	157	551	73	158	212	39	3	3	56	12	3	8	21	0	51	11	7
Edmonds	.307	154	599	115	184	303	42	1	25	91	1	1	1	57	7	114	7	5
Erstad	.296	133	537	84	159	261	39	3	19	82	1	3	6	43	7	77	20	6
Fielder	.241	103	381	48	92	161	16	1	17	68	0	3	3	52	1	98	0	1
Finley	.000	34	4	0	0	0	0	0	0	0	0	0	0	0	0	3	0	0
Garcia	.143	19	35	4	5	6	1	0	0	1	0	1	0	3	0	11	2	0
Glaus	.218	48	165	19	36	48	9	0	1	23	0	2	0	15	0	51	1	0
Greene	.254	29	71	3	18	25	4	0	1	7	0	0	0	2	0	20	0	0
Hill	.000	19	1	0	0	0	0	0	0	0	0	0	0	0	0	0	0	0
Hollins	.242	101	363	60	88	141	16	2	11	39	2	2	7	44	2	69	11	3
Jefferies	.347	19	72	7	25	34	6	0	1	10	0	0	0	0	0	5	1	0
Johnson	.071	10	14	1	1	1	0	0	0	0	0	0	0	0	0	6	0	0
Kreuter	.143	3	7	1	1	2	1	0	0	0	0	0	0	1	0	4	0	0
Martin	.215	79	195	20	42	47	2	0	1	13	3	2	0	6	0	29	3	1
Mashore	.235	43	98	13	23	35	6	0	2	11	1	0	3	9	0	22	1	0
Molina	.000	2	1	0	0	0	0	0	0	0	0	0	0	0	0	0	0	0
Nevin	.228	75	237	27	54	88	8	1	8	27	0	2	5	17	0	67	0	0
O'Brien	.182	5	11	1	2	2	0	0	0	0	0	0	0	1	0	2	0	0
Olivares	.000	40	2	1	0	0	0	0	0	0	0	0	0	1	0	1	0	0
Palmeiro	.321	75	165	28	53	64	7	2	0	21	7	0	0	20	1	11	5	4
Pritchett	.288	31	80	12	23	33	2	1	2	8	0	0	0	4	0	16	2	0
Salmon	.300	136	463	84	139	247	28	1	26	88	0	10	3	90	5	100	0	1
Shipley	.259	77	147	18	38	53	7	1	2	17	4	1	5	5	0	22	0	4
Sparks	.000	22	1	1	0	0	0	0	0	0	1	0	0	1	0	0	0	0
Velarde	.261	51	188	29	49	76	13	1	4	26	0	1	1	34	0	42	7	2
Walbeck	.257	108	338	41	87	124	15	2	6	46	5	5	2	30	0	68	1	1
Washburn	.000	15	1	0	0	0	0	0	0	0	2	0	0	0	0	1	0	0
Williams	.361	29	36	7	13	17	1	0	1	5	1	0	1	7	0	11	3	3
PITCHERS	.000	8	12	2	0	0	0	0	0	0	3	0	0	3	0	7	0	0
TOTALS	.272	162	5630	787	1530	2339	314	27	147	739	49	41	48	510	31	1028	93	45
OPP.	.267	162	5548	783	1481	2346	327	23	164	734	44	57	47	630	23	1091	156	65

1998 ANGELS DESIGNATED HITTERS

PLAYER	AVG	G	AB	R	H	TB	2B	3B	HR	RBI	SH	SF	HP	BB	IBB	SO	SB	CS
Baughman	.000	1	0	0	0	0	0	0	0	0	1	0	0	0	0	0	0	0
Bolick	.167	9	18	2	3	5	2	0	0	1	0	0	0	5	0	3	0	0
Erstad	.556	2	9	2	5	11	0	0	2	2	0	0	0	0	0	1	0	0
Fielder	.248	31	109	15	27	47	6	1	4	20	0	0	1	20	0	35	0	0
Garcia	.000	3	0	1	0	0	0	0	0	0	0	0	0	0	0	0	0	0
Greene	.000	4	9	0	0	0	0	0	0	0	0	0	0	2	0	4	0	0
Hollins	.333	2	6	1	2	2	0	0	0	0	0	0	0	0	0	0	1	0
Johnson	.000	2	4	0	0	0	0	0	0	0	0	0	0	0	0	1	0	0
Martin	.333	10	3	2	1	1	0	0	0	1	0	0	0	0	0	0	0	0
Mashore	.000	7	0	2	0	0	0	0	0	0	0	0	0	0	0	0	0	0
Nevin	.333	3	3	0	1	1	0	0	0	0	0	0	2	0	0	1	0	0
Palmeiro	.500	3	2	1	1	2	1	0	0	1	0	0	0	0	0	0	0	0
Salmon	.304	111	398	69	121	207	27	1	19	75	0	10	2	73	5	82	0	1
Shipley	.000	1	0	0	0	0	0	0	0	0	0	0	0	0	0	0	0	0
Walbeck	.500	2	2	0	1	1	0	0	0	0	0	0	0	0	0	1	0	0
Williams	.500	2	2	0	1	1	0	0	0	0	0	0	0	1	0	0	0	0
TOTALS	.288	154	565	95	163	278	36	2	25	100	1	10	5	101	5	128	2	2

1998 ANGELS PITCHING

PITCHER	W-L	ERA	G	GS	CG	SHO	SV	IP	H	R	ER	HR	HB	BB	IB	SO	WP	BK
Cadaret	1-2	4.14	39	0	0	0	1	37	38	17	17	6	3	15	0	37	5	0
DeLucia	2-6	4.27	61	0	0	0	3	71.2	56	36	34	10	3	46	5	73	8	1
Dickson	10-10	6.05	27	18	0	0	0	122	147	89	82	17	6	41	1	61	6	0
Fetters	1-2	5.56	12	0	0	0	0	11.1	14	8	7	2	0	4	0	9	3	0
Finley	11-9	3.39	34	34	1	1	0	223.1	210	97	84	20	6	109	1	212	8	0
Harris	3-1	4.35	49	0	0	0	0	60	55	32	29	7	0	23	4	34	2	0
Hasegawa	8-3	3.14	61	0	0	0	5	97.1	86	37	34	14	2	32	2	73	5	2
Hill	9-6	4.98	19	19	0	0	0	103	123	60	57	6	3	47	0	57	3	0
Holtz	2-2	4.75	53	0	0	0	1	30.1	33	16	16	0	1	15	1	29	4	0
James	0-0	1.93	11	0	0	0	0	14	10	3	3	0	0	7	0	12	0	0
Juden	1-3	6.75	8	6	0	0	0	40	33	32	30	7	2	18	0	39	4	0
McDowell	5-3	5.09	14	14	0	0	0	76	96	45	43	11	1	19	1	45	2	0
Olivares	9-9	4.03	37	26	1	0	0	183	189	92	82	19	5	91	1	112	5	0
Percival	2-7	3.65	67	0	0	0	42	66.2	45	31	27	5	3	37	4	87	3	0
Robertson	0-0	15.88	5	0	0	0	0	5.2	11	11	10	3	0	2	0	3	0	0
Sparks	9-4	4.34	22	20	0	0	0	128.2	130	66	62	14	5	58	0	90	6	0
Washburn	6-3	4.62	15	11	0	0	0	74	70	40	38	11	3	27	1	48	0	0
Watson	6-7	6.04	28	14	1	0	0	92.1	122	67	62	12	3	34	0	64	6	1
Wilson	0-0	3.52	15	0	0	0	0	7.2	4	3	0	1	5	2	6	0	0	0
TOTALS	85-77	4.49	162	162	3	1	52	1444	1481	783	720	164	47	630	23	91	70	4
OPP.	77-85	4.48	162	162	9	6	31	1437.2	1530	787	716	147	48	510	31	28	55	3

WIN STREAK: 9, May 31-June

LOSING STREAK: 6, July 1-9

CLUB HISTORY



YEAR-BY-YEAR STATISTICAL REVIEW



1999 ANGELS BATTING

PLAYER	AVG	G	AB	R	H	TB	2B	3B	HR	RBI	SH	SF	HP	BB	IBB	SO	SB	CS
Anderson, G.	.303	157	620	88	188	291	36	2	21	80	0	6	0	34	8	81	3	4
Belcher, T.	.200	24	5	0	1	2	1	0	0	0	0	0	0	0	0	2	0	0
Colangelo, M.	.500	1	2	0	1	2	1	0	0	0	0	0	0	1	0	0	0	0
DaVanon, J.	.200	7	20	4	4	9	0	1	1	4	0	0	0	2	0	7	0	1
Decker, S.	.238	28	63	5	15	21	6	0	0	5	1	1	1	13	0	9	0	0
DiSarcina, G.	.229	81	271	32	62	74	7	1	1	29	9	1	2	15	0	32	2	2
Durrington, T.	.180	43	122	14	22	24	2	0	0	2	5	0	0	9	0	28	4	3
Edmonds, J.	.250	55	204	34	51	87	17	2	5	23	0	1	0	28	0	45	5	4
Erstad, D.	.253	142	585	84	148	219	22	5	13	53	2	3	1	47	3	101	13	7
Finley, C.	.000	33	4	0	0	0	0	0	0	0	1	0	0	0	0	3	0	0
Glaus, T.	.240	154	551	85	132	248	29	0	29	79	0	3	6	71	1	143	5	1
Greene, T.	.243	97	321	36	78	140	20	0	14	42	0	2	3	12	0	63	1	4
Hemphill, B.	.143	12	21	3	3	3	0	0	0	2	1	1	0	4	0	4	0	0
Hill, K.	.000	26	3	0	0	0	0	0	0	0	0	0	0	0	0	0	0	0
Huson, J.	.262	97	225	21	59	68	7	1	0	18	1	3	0	16	0	27	10	1
Luke, M.	.300	18	30	4	9	18	0	0	3	6	0	0	0	2	0	10	0	0
Molina, B.	.257	31	101	8	26	34	5	0	1	10	0	0	2	6	0	6	0	1
O'Brien, C.	.097	27	62	3	6	9	0	0	1	4	1	1	2	1	0	12	0	0
Olivares, O.	.333	20	6	0	2	3	1	0	0	1	0	0	0	0	1	0	0	0
Palmeiro, O.	.278	109	317	46	88	105	12	1	1	23	6	3	6	39	1	30	5	5
Pritchett, C.	.156	20	45	3	7	11	1	0	1	2	1	1	0	2	0	9	1	1
Salmon, T.	.266	98	353	60	94	173	24	2	17	69	0	6	0	63	2	82	4	1
Sheets, A.	.197	87	244	22	48	67	10	0	3	29	6	5	0	14	0	59	1	2
Silvestri, D.	.091	3	11	0	1	2	1	0	0	1	0	0	0	0	0	1	0	0
Sparks, S.	.333	29	3	0	1	2	1	0	0	2	0	0	0	0	0	1	0	0
Unroe, T.	.241	27	54	5	13	18	2	0	1	6	0	0	1	4	0	16	0	0
Vaughn, M.	.281	139	524	63	147	266	20	0	33	108	0	3	11	54	7	127	0	0
Velarde, R.	.306	95	376	57	115	165	15	4	9	48	2	0	4	43	1	56	13	4
Walbeck, M.	.240	107	288	26	69	88	8	1	3	22	3	1	3	26	1	46	2	3
Williams, R.	.222	30	63	8	14	22	1	2	1	6	1	1	5	0	21	2	1	
PITCHERS	.190	9	21	0	4	7	3	0	0	2	2	0	0	0	0	7	0	0
TOTALS	.256	162	5494	711	1404	2170	248	22	158	673	41	42	43	511	24	1022	71	45
OPP.	.269	162	5477	826	1472	2338	285	25	177	787	36	65	56	624	17	877	103	62

1999 ANGELS DESIGNATED HITTERS

PLAYER	AVG	G	AB	R	H	TB	2B	3B	HR	RBI	SH	SF	HP	BB	IBB	SO	SB	CS
Anderson, G.	.500	4	16	1	8	10	2	0	0	1	0	0	0	2	0	1	0	0
DaVanon, J.	.000	2	3	1	0	0	0	0	0	0	0	0	0	0	0	3	0	0
Decker, S.	.143	3	7	0	1	1	0	0	0	0	0	0	0	1	0	2	0	0
Durrington, T.	.000	1	0	0	0	0	0	0	0	0	0	0	0	0	0	0	0	0
Edmonds, J.	.250	9	36	6	9	13	4	0	0	3	0	0	0	2	0	8	3	0
Erstad, D.	.000	2	8	0	0	0	0	0	0	0	0	0	0	1	0	2	1	0
Glaus, T.	.000	1	4	1	0	0	0	0	0	0	0	0	0	1	0	0	0	0
Greene, T.	.236	44	161	18	38	69	10	0	7	25	0	1	1	6	0	33	0	0
Huson, J.	.273	7	11	2	3	4	1	0	0	4	0	0	0	0	0	4	0	0
Palmeiro, O.	.303	10	33	1	10	11	1	0	0	2	1	0	1	5	0	1	1	1
Pritchett, C.	.167	5	12	0	2	2	0	0	0	0	0	0	0	1	0	1	0	0
Salmon, T.	.042	7	24	3	1	4	0	0	1	5	0	0	0	7	0	6	0	0
Unroe, T.	.222	8	9	1	2	2	0	0	0	1	0	0	1	0	0	2	0	0
Vaughn, M.	.292	67	260	31	76	150	11	0	21	64	0	1	4	24	4	53	0	0
Walbeck, M.	.500	1	2	1	1	1	0	0	0	0	0	0	0	1	0	0	0	0
Williams, R.	.250	3	4	0	1	1	0	0	0	1	0	0	0	0	0	2	0	0
TOTALS	.258	153	590	66	152	268	29	0	29	106	1	2	7	51	4	118	5	1

1999 ANGELS PITCHING

PITCHER	W-L	ERA	G	GS	CG	SHO	SV	IP	H	R	ER	HR	HB	BB	IB	SO	WP	BK
Alvarez, J.	0-1	3.00	8	0	0	0	0	3	1	1	1	0	0	4	0	4	1	0
Belcher, T.	6-8	6.73	24	24	0	0	0	132.1	168	104	99	27	5	46	0	52	7	1
Cooper, B.	1-1	4.88	5	5	0	0	0	27.2	23	15	15	3	4	18	0	15	0	0
Finley, C.	12-11	4.43	33	33	1	0	0	213.1	197	117	105	23	8	94	2	200	15	0
Fyhrrie, M.	0-4	5.05	16	7	0	0	0	51.2	61	32	29	8	0	21	1	26	0	0
Hasegawa, S.	4-6	4.91	64	1	0	0	2	77	80	45	42	14	2	34	2	44	4	0
Hill, K.	4-11	4.77	26	22	0	0	0	128.1	129	72	68	14	4	76	1	76	5	0
Holtz, M.	2-3	8.06	28	0	0	0	0	22.1	26	20	20	3	2	15	1	17	3	0
Levine, A.	1-1	3.39	50	1	0	0	0	85	76	40	32	13	3	29	2	37	3	0
Magnante, M.	5-2	3.38	53	0	0	0	0	69.1	68	30	26	2	3	29	4	44	3	1
McDowell, J.	0-4	8.05	4	4	0	0	0	19	31	17	17	4	2	5	0	12	0	0
Mintz, S.	0-0	3.60	3	0	0	0	0	5	8	2	2	1	0	2	0	2	0	0
Olivares, O.	8-9	4.05	20	20	3	0	0	131	135	62	59	11	6	49	0	49	4	0
Ortiz, R.	2-3	6.52	9	9	0	0	0	48.1	50	35	35	7	2	25	0	44	2	2
Pritchett, T.	4-6	3.79	60	0	0	0	31	57	38	24	24	9	3	22	0	58	3	0
Petkovsek, M.	10-4	3.47	64	0	0	0	1	83	85	37	32	6	2	21	2	43	3	1
Pote, L.	1-1	2.15	20	0	0	0	3	29.1	23	9	7	1	0	12	1	20	1	0
Schoeneweis, S.	1-1	5.49	31	0	0	0	0	39.1	47	27	24	4	0	14	1	22	1	0
Sparks, S.	5-11	5.42	28	26	0	0	0	147.2	165	101	89	21	9	82	0	73	8	0
Washburn, J.	4-5	5.25	16	10	0	0	0	61.2	61	36	36	6	1	26	0	39	2	0
TOTALS	70-92	4.79	162	162	4	0	37	1431.1	1472	826	762	177	56	624	17	877	65	5
OPP.	92-70	4.06	162	162	14	11	50	1441.1	1404	711	650	158	43	511	24	1022	41	5

WIN STREAK: 5, Sept. 12-15; Sept. 29-Oct. 3

LOSING STREAK: 11, July 16-26

CLUB HISTORY



YEAR-BY-YEAR STATISTICAL REVIEW



2000 ANGELS BATTING

PLAYER	AVG	G	AB	R	H	TB	2B	3B	HR	RBI	SH	SF	HP	BB	IBB	SO	SB	CS
Anderson, G.	.286	159	647	92	185	336	40	3	35	117	1	9	0	24	5	87	7	6
Baughman, J.	.227	16	22	4	5	7	2	0	0	0	0	0	0	1	0	2	3	0
Bottenfield, K.	.667	21	3	1	2	2	0	0	0	0	0	0	0	0	0	1	0	0
Clemente, E.	.218	46	78	4	17	19	2	0	0	5	1	0	1	0	0	27	0	1
Cooper, B.	.000	15	4	0	0	0	0	0	0	0	0	0	0	0	0	3	0	0
DiSarcina, G.	.395	12	38	6	15	20	2	0	1	11	2	0	1	1	0	3	0	1
Durrington, T.	.000	4	3	0	0	0	0	0	0	0	0	0	0	0	0	0	0	0
Erstad, D.	.355	157	676★	121	240★	366	39	6	25	100	2	4	1	64	9	82	28	8
Etherton, S.	.000	11	2	1	0	0	0	0	0	0	0	0	0	1	0	0	0	0
Gant, R.	.232	34	82	15	19	42	3	1	6	16	0	0	0	20	0	18	1	2
Gil, B.	.239	110	301	28	72	106	14	1	6	23	5	2	5	30	0	59	10	6
Glaus, T.	.284	159	563	120	160	340	37	1	47★	102	0	1	2	112	6	163	14	11
Hasegawa, S.	.000	66	1	0	0	0	0	0	0	0	0	0	0	0	0	0	0	0
Hill, K.	.333	16	3	0	1	1	0	0	0	0	1	0	0	0	0	0	0	0
Johnson, K.	.500	6	4	2	2	2	0	0	0	0	1	0	0	2	0	0	0	0
Kennedy, A.	.266	156	598	82	159	241	33	11	9	72	8	4	3	28	5	73	22	8
Luuloo, K.	.333	6	18	3	6	6	0	0	0	0	0	0	0	1	0	1	0	0
Molina, B.	.281	130	473	59	133	199	20	2	14	71	4	7	6	23	0	33	1	0
Palmeiro, O.	.300	108	243	38	73	97	20	2	0	25	10	3	2	38	0	20	4	1
Salmon, T.	.290	158	568	108	165	307	36	2	34	97	0	2	6	104	5	139	0	2
Schoeneweis, S.	.333	27	3	0	1	1	0	0	0	1	0	0	0	0	0	0	0	0
Spiezio, S.	.242	123	297	47	72	138	11	2	17	49	1	4	3	40	2	56	1	2
Stocker, K.	.197	70	229	21	45	64	13	3	0	16	8	1	2	32	0	54	0	3
Vaughn, M.	.272	161	614	93	167	306	31	0	36	117	0	5	14	79	11	181★	2	0
Walbeck, M.	.199	47	146	17	29	52	5	0	6	12	1	0	1	7	0	22	0	1
Washburn, J.	.333	14	3	0	1	1	0	0	0	2	2	0	0	1	0	0	0	0
Wooten, S.	.556	7	9	2	5	6	1	0	0	1	0	0	0	0	0	0	0	0
PITCHERS	.263	12	19	2	5	5	0	0	0	3	3	0	0	2	0	4	0	0
TOTALS	.280	162	5628	864	1574	2659	309	34	236	837	47	43	47	608	43	1024	93	52
OPP.	.273	162	5609	869	1534	2540	276	23	228	831	40	53	36	662	44	846	101	56

2000 ANGELS DESIGNATED HITTERS

PLAYER	AVG	G	AB	R	H	TB	2B	3B	HR	RBI	SH	SF	HP	BB	IBB	SO	SB	CS
Anderson, G.	.300	10	40	4	12	20	2	0	2	10	0	0	0	1	0	5	0	0
Baughman, J.	.000	4	2	1	0	0	0	0	0	0	0	0	0	0	0	0	1	0
Erstad, D.	.407	20	91	19	37	56	4	0	5	18	0	0	0	6	1	8	5	2
Palmeiro, O.	.180	19	50	4	9	9	0	0	0	4	1	0	1	5	0	3	0	0
Salmon, T.	.287	33	115	23	33	55	7	0	5	15	0	0	2	28	0	18	0	0
Spiezio, S.	.224	50	161	19	36	61	7	0	6	16	0	1	3	27	2	27	1	1
Vaughn, M.	.260	14	50	9	13	23	4	0	2	9	0	0	1	7	0	17	0	0
Walbeck, M.	.000	1	2	0	0	0	0	0	0	0	0	0	0	0	0	1	0	0
TOTALS	.275	153	578	93	159	264	27	0	26	81	1	1	7	86	3	96	8	5

2000 ANGELS PITCHING

PITCHER	W	L	ERA	G	GS	CG	SHO	GF	SV	IP	H	R	ER	HR	HB	BB	IBB	SO	WP	BK	OPP	AVG
Alvarez, J.	0	0	13.50	11	0	0	0	3	0	6	14	9	9	3	0	7	1	2	1	0	.467	
Belcher, T.	4	5	6.86	9	9	1	0	0	0	40.2	45	31	31	8	2	22	1	22	1	1	.281	
Bottenfield, K.	7	8	5.71	21	21	0	0	0	0	127.2	144	82	81	25	3	56	4	75	1	0	.285	
Cooper, B.	4	8	5.90	15	15	1	1	0	0	87	105	66	57	18	2	35	1	36	1	0	.300	
Dickson, J.	2	2	6.11	6	6	0	0	0	0	28	39	20	19	5	1	7	0	18	0	0	.336	
Etherton, S.	5	1	5.52	11	11	0	0	0	0	60.1	68	38	37	16	1	22	0	32	2	0	.278	
Fyhrie, M.	0	0	2.39	32	0	0	0	7	0	52.2	54	14	14	4	0	15	4	43	0	0	.269	
Hasegawa, S.	10	6	3.57	66	0	0	0	26	9	95.2	100	43	38	11	2	38	6	59	2	1	.270	
Hill, K.	5	7	6.52	16	16	0	0	0	0	78.2	102	59	57	16	2	53	1	50	6	0	.323	
Hinchliffe, B.	0	0	5.40	2	0	0	0	0	0	1.2	1	1	1	0	0	1	0	0	0	0	.167	
Holtz, M.	3	3	5.05	61	0	0	0	6	0	41	37	26	23	4	2	18	2	40	1	0	.248	
Karl, S.	2	2	6.65	6	4	0	0	0	0	21.2	31	21	16	2	0	12	0	9	2	0	.337	
Levine, A.	3	4	3.87	51	5	0	0	12	2	95.1	98	44	41	10	2	49	5	42	1	0	.266	
Mercker, K.	1	3	6.52	21	7	0	0	2	0	48.1	57	35	35	12	2	29	3	30	2	0	.300	
Ortiz, R.	8	6	5.09	18	18	2	0	0	0	111.1	96	69	63	18	2	55	0	73	7	4	.226	
Percival, T.	5	5	4.50	54	0	0	0	45	32	50	42	27	25	7	2	30	4	49	1	0	.238	
Petkovsek, M.	4	2	4.22	64	1	0	0	21	2	81	86	39	38	8	3	23	6	31	3	0	.277	
Pote, L.	1	1	3.40	32	1	0	0	12	1	50.1	52	23	19	4	0	17	1	44	3	0	.267	
Schoeneweis, S.	7	10	5.45	27	27	1	1	0	0	170	183	112	103	21	6	67	2	78	4	3	.276	
Turnbow, D.	0	0	4.74	24	1	0	0	16	0	38	36	21	20	7	2	36	0	25	3	1	.254	
Ward, B.	0	0	5.63	7	0	0	0	2	0	8	8	6	5	1	0	2	0	3	2	0	.235	
Washburn, J.	7	2	3.74	14	14	0	0	0	0	84.1	64	38	35	16	1	37	0	49	1	0	.215	
Weaver, E.	0	2	6.87	17	0	0	0	4	0	18.1	20	16	14	5	0	16	1	8	1	0	.267	
Weber, B.	1	0	1.84	10	0	0	0	1	1	14.2	12	6	3	0	0	2	1	8	1	0	.214	
Wise, M.	3	3	5.54	8	6	0	0	0	0	37.1	40	23	23	7	1	13	1	20	1	0	.272	
TOTALS	82	80	5.00	162	162	5	2	157	46	1448.0	1534	869	805	228	36	662	44	846	47	10	.273	
OPP.	80	82	5.11	162	162	10	5	152	33	1445.1	1574	864	820	236	47	608	43	1024	45	2	.280	

WIN STREAK: 4, July 6-9; Sept. 12-16

LOSING STREAK: 6, Aug. 30-Sept. 5

CLUB HISTORY



YEAR-BY-YEAR STATISTICAL REVIEW



2001 ANGELS BATTING

PLAYER	AVG	G	AB	R	H	TB	2B	3B	HR	RBI	SH	SF	HP	BB	IBB	SO	SB	CS
Anderson, G.	.289	161	672	83	194	321	39	2	28	123	0	5	0	27	4	100	13	6
Barnes, L.	.200	14	40	2	4	7	0	0	1	2	0	0	0	1	0	9	0	0
Burke, J.	.200	5	5	1	1	1	0	0	0	0	0	0	0	0	0	2	0	0
DaVanon, J.	.193	34	88	7	17	36	2	1	5	9	0	1	0	11	0	29	1	3
Eckstein, D.	.285	148	582	82	166	208	26	2	4	41	16★	2	21★	43	0	60	29	4
Erstad, D.	.258	157	631	89	163	227	35	1	9	63	1	7	10	62	7	113	24	10
Fabregas, J.	.223	47	148	9	33	47	4	2	2	16	4	2	0	3	0	15	0	0
Fernandez, J.	.080	11	25	1	2	3	1	0	0	0	0	0	0	2	0	10	0	1
Gil, B.	.296	92	260	33	77	124	15	4	8	39	2	2	0	14	0	57	3	4
Glaus, T.	.250	161	588	100	147	312	38	2	41	108	0	7	6	107	7	158	10	3
Hill, G.	.136	16	66	4	9	12	0	0	1	2	0	0	0	0	0	20	0	0
Holtz, M.	.000	1	0	0	0	0	0	0	0	0	0	0	0	0	0	0	0	0
Joyner, W.	.243	51	148	14	36	52	5	1	3	14	0	0	0	13	0	18	1	1
Kennedy, A.	.270	136	478	48	129	178	25	3	6	40	7	9	11	27	3	71	12	7
Molina, B.	.262	96	325	31	85	114	11	0	6	40	2	4	8	16	3	51	0	1
Molina, J.	.270	13	37	8	10	19	3	0	2	4	2	0	0	3	0	8	0	0
Nieves, J.	.245	23	53	5	13	24	3	1	2	3	2	0	2	2	0	20	0	1
Ortiz, R.	.000	2	7	0	0	0	0	0	0	0	0	0	0	0	0	2	0	0
Palmeiro, O.	.243	95	230	29	56	74	10	1	2	23	7	5	3	25	2	24	6	6
Rapp, P.	.000	2	5	0	0	0	0	0	0	0	0	0	0	0	0	2	0	0
Salmon, T.	.227	137	475	63	108	182	21	1	17	49	0	2	8	96	4	121	9	3
Schoeneweis, S.	.000	1	0	0	0	0	0	0	0	0	0	0	0	0	0	2	0	0
Spiezo, S.	.271	137	457	57	124	200	29	4	13	54	3	4	5	34	4	65	5	2
Valdez, I.	.200	2	5	0	1	1	0	0	0	0	0	0	0	0	0	2	1	0
Washburn, J.	.600	2	5	1	3	3	0	0	0	0	0	0	0	1	0	2	0	0
Weber, B.	.000	1	0	0	0	0	0	0	0	0	0	0	0	0	0	0	0	0
Wooten, S.	.312	73	221	24	69	103	8	1	8	32	0	3	3	5	0	42	2	0
PITCHERS	.182	11	22	1	4	4	0	0	0	0	0	0	0	3	0	8	1	0
TOTALS	.261	162	5551	691	1447	2248	275	26	158	662	46	53	77	494	34	1001	116	52
OPP.	.263	162	5529	730	1452	2279	285	19	168	697	37	39	64	525	47	947	109	59

2001 ANGELS DESIGNATED HITTERS

PLAYER	AVG	G	AB	R	H	TB	2B	3B	HR	RBI	SH	SF	HP	BB	IBB	SO	SB	CS
Anderson, G.	.308	12	52	3	16	25	3	0	2	10	0	0	0	0	0	13	0	0
Burke, J.	1.000	1	1	1	1	1	0	0	0	0	0	0	0	0	0	0	0	0
Eckstein, D.	.232	14	56	2	13	14	1	0	0	5	2	0	3	6	0	8	4	0
Erstad, D.	.000	4	15	0	0	0	0	0	0	0	0	0	0	3	0	6	1	1
DaVanon, J.	.182	6	11	1	2	5	0	0	1	2	0	0	0	1	0	5	0	1
Fernandez, J.	.095	7	21	1	2	3	1	0	0	0	0	0	0	2	0	7	0	1
Gil, B.	.172	14	29	0	5	5	0	0	0	2	0	1	0	3	0	9	0	1
Glaus, T.	.143	2	7	1	1	1	0	0	0	1	0	0	0	2	0	1	1	0
Hill, G.	.136	16	66	4	9	12	0	0	1	2	0	0	0	0	0	20	0	0
Joyner, W.	.346	9	26	3	9	13	1	9	1	3	0	0	0	5	0	5	0	1
Kennedy, A.	.267	5	15	0	4	5	1	0	0	1	1	0	0	1	0	5	0	0
Molina, B.	.333	1	3	0	1	1	0	0	0	0	0	0	0	0	0	1	0	0
Nieves, J.	.500	4	2	0	1	1	0	0	0	0	0	0	0	0	0	0	0	0
Palmeiro, O.	.208	30	77	8	16	18	2	0	0	11	2	3	0	12	1	8	1	2
Salmon, T.	.222	12	45	6	10	21	2	0	3	7	0	0	0	7	3	13	0	0
Spiezo, S.	.164	20	55	5	9	11	2	0	0	5	0	1	1	5	1	8	0	0
Wooten, S.	.242	27	91	5	22	27	5	0	0	7	0	1	2	1	0	23	1	0
TOTALS	.212	153	572	40	121	163	18	0	8	56	5	6	6	48	5	132	8	7

2001 ANGELS PITCHING

PITCHER	W	L	ERA	G	GS	CG	SHO	GF	SV	IP	H	R	ER	HR	HB	BB	IB	SO	WP	BK	OPP	AVG
Borland, T.	0	1	10.80	2	0	0	0	1	0	3.1	8	5	4	1	0	0	0	0	0	0	471	.274
Cooper, B.	0	1	2.63	7	1	0	0	5	0	13.2	10	5	4	2	0	4	0	7	0	0	200	.200
Green, S.	0	0	3.00	1	1	0	0	0	0	6	4	2	2	0	0	6	0	4	2	0	190	.190
Hasegawa, S.	5	6	4.04	46	0	0	0	10	0	55.2	52	28	25	5	2	20	5	41	2	0	248	.248
Holtz, M.	1	2	4.86	63	0	0	0	11	0	37	40	24	20	5	2	15	4	38	5	0	274	.274
Levine, A.	8	10	2.38	64	1	0	0	21	2	75.2	71	25	20	7	2	28	4	40	6	0	257	.257
Lukasiewicz, M.	0	2	6.04	24	0	0	0	11	0	22.1	21	17	15	6	2	9	2	25	2	0	247	.247
Miadlich, B.	0	0	4.56	11	0	0	0	4	0	10	6	5	5	2	0	8	0	11	1	0	182	.182
Ortiz, R.	13	11	4.36	32	32	2	0	0	0	208.2	223	114	101	25	12	76	6	135	7	0	274	.274
Percival, T.	4	2	2.65	57	0	0	0	50	39	57.2	39	19	17	3	2	18	1	71	2	0	187	.187
Pote, L.	2	0	4.15	44	1	0	0	15	2	86.2	88	41	40	11	3	32	5	66	3	0	258	.258
Rapp, P.	5	12	4.76	31	28	1	0	1	0	170	169	96	90	20	2	71	2	82	4	0	261	.261
Schoeneweis, S.	10	11	5.08	32	32	1	0	0	0	205.1	227	122	116	21	14	77	2	104	4	1	281	.281
Shields, S.	0	0	0.00	8	0	0	0	6	0	11	8	1	0	1	0	7	0	7	2	0	200	.200
Valdez, I.	9	13	4.45	27	27	1	0	0	0	163.2	177	82	81	20	8	50	3	100	3	0	277	.277
Washburn, J.	11	10	3.77	30	30	1	0	0	0	193.1	196	89	81	25	7	54	4	126	3	0	263	.263
Weber, B.	6	2	3.42	56	0	0	0	19	0	68.1	66	28	26	4	5	31	8	40	0	1	251	.251
Wise, M.	1	4	4.38	11	9	0	0	2	0	49.1	47	27	24	11	2	18	1	50	0	0	250	.250
TOTALS	75	87	4.20	162	162	6	0	156	43	1437.2	1452	730	671	168	64	525	47	947	46	2	263	.263
OPP.	87	75	3.96	162	162	9	12	153	46	1444	1447	691	636	158	77	494	34	1001	58	4	261	.261

WIN STREAK: 6, July 16-22

LOSING STREAK: 7, June 28-July 4; Sept. 21-28; Sept. 30-Oct. 7

CLUB HISTORY



YEAR-BY-YEAR STATISTICAL REVIEW



2002 ANGELS BATTING

PLAYER	AVG	G	AB	R	H	TB	2B	3B	HR	RBI	SH	SF	HP	BB	IBB	SO	SB	CS
Amezaga, A.	.538	12	13	3	7	9	2	0	0	2	0	0	0	0	0	1	1	0
Anderson, G.	.306	158	638	93	195	344	56★	3	29	123	0	10	0	30	11	80	6	4
Appier, K.	.000	32	2	0	0	0	0	0	0	0	2	0	0	0	0	2	0	0
Bellinger, C.	.000	2	1	0	0	0	0	0	0	0	0	0	0	0	0	1	0	0
DaVanon, J.	.167	16	30	3	5	11	3	0	1	4	1	0	0	2	0	6	1	0
Eckstein, D.	.293	152	608	107	178	236	22	6	8	63	14★	8	27★	45	0	44	21	13
Erstad, D.	.283	150	625	99	177	243	28	4	10	73	5	4	2	27	4	67	23	3
Fabregas, J.	.193	35	88	8	17	18	1	0	0	8	2	0	0	6	1	6	0	0
Fasano, S.	.000	2	1	0	0	0	0	0	0	0	0	0	0	0	0	1	0	0
Figgins, C.	.167	15	12	6	2	3	1	0	0	1	0	0	0	0	0	5	2	1
Fullmer, B.	.289	130	429	75	124	228	35	6	19	59	0	3	15	32	6	44	10	3
Gil, B.	.285	61	130	11	37	56	8	1	3	20	2	2	0	5	0	33	2	1
Glaus, T.	.250	156	569	99	142	258	24	1	30	111	0	8	6	88	4	144	10	3
Kennedy, A.	.312	144	474	65	148	213	32	6	7	52	5	4	7	19	1	80	17	4
Molina, B.	.245	122	428	34	105	138	18	0	5	47	6	6	4	15	3	34	0	0
Molina, J.	.271	29	70	5	19	22	3	0	0	5	4	2	0	5	0	15	0	2
Nieves, J.	.289	45	97	17	28	30	2	0	0	6	1	0	0	2	0	14	1	1
Ochoa, A.	.277	37	65	8	18	31	7	0	2	10	0	0	0	10	0	5	2	2
Ortiz, R.	.000	32	7	0	0	0	0	0	0	0	0	0	0	0	0	3	0	0
Palmeiro, O.	.300	110	263	35	79	93	12	1	0	31	4	3	0	30	1	22	7	2
Ramirez, J.	.281	29	32	6	9	14	0	1	1	7	0	0	1	2	0	14	0	2
Salmon, T.	.286	138	483	84	138	243	37	1	22	88	0	7	7	71	3	102	6	3
Schoeneweis, S.	.000	54	2	0	0	0	0	0	0	0	0	0	0	0	0	2	0	0
Sele, A.	.500	26	2	0	1	1	0	0	0	0	0	0	0	0	0	1	0	0
Spiezio, S.	.285	153	491	80	140	214	34	2	12	82	3	6	4	67	7	52	6	7
Washburn, J.	.200	32	5	0	1	1	0	0	0	0	0	0	0	0	0	3	0	0
Wooten, S.	.292	49	113	13	33	50	8	0	3	19	0	1	1	6	1	24	2	0
PITCHERS	.111	10	18	0	2	2	0	0	0	0	2	0	0	0	0	11	0	0
TOTALS	.282	162	5678	851	1603	2456	333	32	152	811	49	64	74	462	42	805	117	51
OPP.	.247	162	5453	644	1345	2138	248	19	169	609	27	59	49	509	24	999	78	51

2002 ANGELS DESIGNATED HITTERS

PLAYER	AVG	G	AB	R	H	TB	2B	3B	HR	RBI	SH	SF	HP	BB	IBB	SO	SB	CS
Anderson, G.	.317	10	41	2	13	19	3	0	1	6	0	0	0	2	0	1	0	0
DaVanon, J.	.250	4	4	1	1	2	1	0	0	0	1	0	0	0	0	0	1	0
Eckstein, D.	.308	3	13	3	4	5	1	0	0	2	0	0	0	1	0	1	1	0
Erstad, D.	.188	4	16	0	3	4	1	0	0	1	1	0	0	1	0	2	1	0
Fullmer, B.	.277	93	328	54	91	166	27	6	12	48	0	3	11	22	2	34	7	2
Gil, B.	.438	10	16	3	7	16	1	1	2	6	0	0	0	1	0	4	0	0
Kennedy, A.	.200	1	5	1	1	1	0	0	0	0	0	0	0	0	0	0	0	0
Palmeiro, O.	.625	6	8	1	5	5	0	0	0	2	0	0	0	1	0	1	0	0
Salmon, T.	.256	25	82	18	21	43	7	0	5	11	0	0	2	14	0	20	1	1
Wooten, S.	.236	26	72	8	17	28	2	0	3	9	0	1	1	4	1	15	1	0
TOTALS	.279	153	585	91	163	289	43	7	23	85	2	4	14	66	3	78	12	3

2002 ANGELS PITCHING

PITCHER	W	L	ERA	G	GS	CG	GF	SV	SHO	IP	H	R	ER	HR	HB	BB	IB	SO	WP	BK	OPP	AVG
Appier, K.	14	12	3.92	32	32	0	0	0	0	188.1	191	89	82	23	7	64	2	132	7	0	.267	
Callaway, M.	2	1	4.19	6	6	0	0	0	0	34.1	31	20	16	4	3	11	0	23	2	0	.235	
Cook, D.	1	1	3.38	37	0	0	5	0	0	24	21	9	9	2	1	10	0	13	0	0	.241	
Donnelly, B.	1	1	2.17	46	0	0	11	1	0	49.2	32	13	12	2	2	19	3	54	1	0	.184	
Lackey, J.	9	4	3.66	18	18	1	0	0	0	108.1	113	52	44	10	4	33	0	69	7	2	.267	
Levine, A.	4	4	4.24	52	0	0	21	5	0	63.2	61	35	30	8	2	34	3	40	2	0	.253	
Lukasiewicz, M.	2	0	3.86	17	0	0	4	0	0	14	17	6	6	0	0	9	0	15	0	0	.298	
Ortiz, R.	15	9	3.77	32	32	4	0	0	1	217.1	188	97	91	40	5	68	0	162	7	3	.230	
Percival, T.	4	1	1.92	58	0	0	50	40	0	56.1	38	12	12	5	0	25	1	68	5	0	.188	
Pote, L.	0	2	3.22	31	0	0	13	0	0	50.1	33	20	18	7	3	26	2	32	3	0	.194	
Rodriguez, F.	0	0	0.00	5	0	0	4	0	0	5.2	3	0	0	0	1	2	1	13	0	0	.167	
Schoeneweis, S.	9	8	4.88	54	15	0	4	1	0	118	119	68	64	17	5	49	4	65	1	1	.264	
Sele, A.	8	9	4.89	26	26	1	0	0	1	160	190	92	87	21	7	49	2	82	5	0	.299	
Shields, S.	5	3	2.20	29	1	0	13	0	0	49	31	13	12	4	1	21	1	30	3	0	.188	
Wall, D.	0	0	6.43	17	0	0	8	0	0	21	17	15	15	3	1	7	1	13	2	0	.221	
Washburn, J.	18	6	3.15	32	32	1	0	0	0	206	183	75	72	19	3	59	1	139	5	1	.235	
Weber, B.	7	2	2.54	63	0	0	16	7	0	78	70	25	22	4	3	22	3	43	2	0	.249	
Wise, M.	0	0	3.24	7	0	0	6	0	0	8.1	7	3	3	0	1	1	0	6	0	0	.233	
TOTALS	99	63	3.69	162	162	7	155	54	2	1452.1	1345	644	595	169	49	509	24	999	52	7	.247	
OPP.	63	99	4.77	162	162	8	154	36	8	1437	1603	851	762	152	74	462	42	805	55	11	.282	

WIN STREAK: 10, Aug. 29-Sept. 8

LOSING STREAK: 6, Apr. 8-13

CLUB HISTORY



YEAR-BY-YEAR STATISTICAL REVIEW



2003 ANGELS BATTING

PLAYER	AVG	G	AB	R	H	TB	2B	3B	HR	RBI	SH	SF	HP	BB	IBB	SO	SB	CS
Amezaga, A.	.210	37	105	15	22	35	3	2	2	7	5	0	1	9	0	23	2	2
Anderson, G.	.315	159	638	80	201	345	49	4	29	116	0	4	0	31	10	83	6	3
DaVanon, J.	.282	123	330	56	93	147	16	1	12	43	4	5	1	42	0	59	17	5
Delgado, T.	.320	19	50	4	16	16	0	0	0	4	0	0	0	8	0	8	0	0
Durrington, W.	.143	12	14	5	2	2	0	0	0	1	0	0	0	3	0	0	1	1
Eckstein, D.	.252	120	452	59	114	147	22	1	3	31	10	4	15	36	0	45	16	5
Erstad, D.	.252	67	258	35	65	86	7	1	4	17	2	2	4	18	1	40	9	1
Figgins, C.	.296	71	240	34	71	88	9	4	0	27	6	4	0	20	0	38	13	7
Fullmer, B.	.306	63	206	32	63	103	9	2	9	35	0	1	2	26	4	31	5	4
Gil, B.	.192	62	125	12	24	34	5	1	1	9	4	2	0	4	1	33	5	1
Glaus, T.	.248	91	319	53	79	148	17	2	16	50	0	1	1	46	4	73	7	2
Gregorio, T.	.158	12	19	1	3	3	0	0	0	2	0	0	1	1	0	8	0	0
Johnson, G.	.375	5	8	1	3	4	1	0	0	0	0	0	1	0	1	0	1	0
Kennedy, A.	.269	143	449	71	121	179	17	1	13	49	2	5	9	45	4	73	22	9
Molina, B.	.281	119	409	37	115	181	24	0	14	71	2	4	2	13	2	31	1	1
Molina, J.	.184	53	114	12	21	25	4	0	0	6	4	1	3	1	0	26	0	0
Owens, E.	.270	111	241	29	65	74	6	0	1	20	4	1	1	10	0	24	11	8
Quinlan, R.	.287	388	94	13	27	35	4	2	0	4	1	0	0	6	0	16	1	2
Ramirez, J.	.000	6	2	1	0	0	0	0	0	0	1	0	0	0	0	0	0	0
Riggs, A.	.246	24	61	11	15	30	4	1	3	5	2	0	0	9	0	9	3	1
Salmon, T.	.275	148	528	78	145	245	35	4	19	72	0	6	10	77	3	93	3	1
Spiezo, S.	.265	158	521	69	138	236	36	7	16	83	2	7	5	46	8	66	6	3
Wooten, S.	.243	98	272	25	66	95	8	0	7	32	0	3	1	24	5	45	0	4
PITCHERS	.095	162	21	1	2	2	0	0	0	1	0	0	0	0	0	9	0	0
TOTALS	.268	162	5487	736	1473	2265	276	33	150	687	50	50	56	476	42	838	129	61
OPP.	.261	162	5532	743	1444	2328	260	27	190	716	25	42	76	486	38	980	80	48

2003 ANGELS DESIGNATED HITTERS

PLAYER	AVG	G	AB	R	H	TB	2B	3B	HR	RBI	SH	SF	HP	BB	IBB	SO	SB	CS
Amezaga, A.	.000	1	0	0	0	0	0	0	0	0	0	0	0	0	0	0	0	0
Anderson, G.	.361	15	61	7	22	37	3	0	4	17	0	0	0	4	1	7	2	0
DaVanon, J.	.000	1	0	0	0	0	0	0	0	0	0	0	0	1	0	0	0	0
Durrington, T.	.000	2	0	0	0	0	0	0	0	0	0	0	0	0	0	0	0	1
Eckstein, D.	.182	3	11	0	2	2	0	0	0	0	0	0	0	1	0	1	2	0
Figgins, D.	.000	3	4	0	0	0	0	0	0	0	0	0	0	0	0	1	0	1
Fullmer, B.	.277	41	141	19	39	63	6	0	6	26	0	1	1	16	1	24	2	3
Gil, B.	.000	2	1	1	0	0	0	0	0	0	0	0	0	0	0	0	0	0
Glaus, T.	.286	4	14	3	4	8	1	0	1	4	0	0	0	2	0	3	0	0
Kennedy, A.	.000	1	0	0	0	0	0	0	0	0	0	0	0	1	0	0	0	0
Owens, E.	.500	3	2	1	1	1	0	0	0	0	0	0	0	0	0	1	0	0
Quinlan, R.	.333	3	12	1	4	5	1	0	0	1	0	0	0	0	0	3	0	0
Ramirez, J.	.000	1	0	1	0	0	0	0	0	0	1	0	0	0	0	0	0	0
Riggs, A.	.000	3	4	0	0	0	0	0	0	0	0	0	0	2	0	0	0	0
Salmon, T.	.250	68	248	26	62	102	17	1	7	30	0	3	3	37	2	48	0	0
Wesson, B.	.000	1	0	1	0	0	0	0	0	0	0	0	0	0	0	0	0	0
Wooten, S.	.171	28	76	5	13	21	2	0	2	8	0	0	0	2	1	11	0	1
PITCHERS	.095	9	21	1	2	2	0	0	0	1	0	0	0	0	0	9	0	0
TOTALS	.256	153	574	65	147	239	30	1	20	86	1	4	4	66	5	99	6	6

2003 ANGELS PITCHING

PITCHER	W	L	ERA	G	GS	CG	GF	SHO	SV	IP	H	R	ER	HR	HB	BB	IB	SO	WP	BK	OPP	AVG
Appier, K.	7	7	5.63	19	19	0	0	0	0	92.2	105	60	58	17	8	36	4	50	4	1	279	
Bootcheck, C.	0	1	9.58	4	1	0	2	0	0	10.1	16	13	11	5	0	6	0	7	0	0	340	
Callaway, M.	1	4	6.81	17	4	0	8	0	0	38.1	57	32	29	7	1	16	1	22	0	0	345	
Donnelly, B.	2	2	1.58	63	0	0	15	0	0	74.0	55	14	13	2	4	24	1	79	1	0	200	
Glover, G.	1	0	5.00	18	0	0	7	0	0	27.0	34	15	15	3	1	8	1	14	1	0	315	
Gregg, K.	2	0	3.28	5	3	0	0	0	0	24.2	18	9	9	3	1	8	0	14	0	0	205	
Jones, G.	0	0	4.88	18	0	0	7	0	0	27.2	29	15	15	3	2	14	0	28	5	0	261	
Lackey, J.	10	16	4.63	33	33	2	0	2	0	204.0	223	117	105	31	10	66	4	151	11	1	278	
Miadich, B.	0	0	18.00	1	0	0	0	0	0	2.0	5	4	4	0	1	1	0	3	1	0	500	
Ortiz, R.	16	13	5.20	32	32	1	0	0	0	180.0	209	121	104	28	12	63	0	94	4	0	287	
Percival, T.	0	5	3.47	52	0	0	49	0	33	49.1	33	22	19	7	3	23	1	48	1	0	184	
Rodriguez, F.	8	3	3.03	59	0	0	23	0	2	86.0	50	30	29	12	2	35	5	95	7	0	172	
Rodriguez, R.	0	0	2.45	3	0	0	2	0	0	3.2	4	1	1	0	0	1	0	3	0	0	308	
Schoeneweis, S.	1	1	3.96	39	0	0	12	0	0	38.2	37	19	17	2	3	10	3	29	1	0	250	
Sele, A.	7	11	5.77	25	25	0	0	0	0	121.2	135	82	78	17	12	58	1	53	5	0	284	
Shields, S.	5	6	2.85	44	13	0	5	0	1	148.1	138	56	47	12	5	38	6	111	4	0	247	
Turnbow, D.	2	0	0.59	11	0	0	7	0	0	15.1	7	1	1	0	0	3	0	15	0	0	140	
Washburn, J.	10	15	4.43	32	32	2	0	0	0	207.1	205	106	102	34	11	54	4	118	4	1	256	
Weber, B.	5	1	2.69	62	0	0	20	0	0	80.1	84	26	24	7	0	22	7	46	4	0	275	
TOTALS	77	85	4.28	162	162	5	157	2	39	1431.1	1444	743	680	190	76	486	38	980	53	3	261	
OPP.	85	77	4.28	162	162	12	150	12	46	1432.1	1473	736	681	150	56	476	42	838	47	7	268	

WIN STREAK: 5; three times; last, Aug. 13-17

LOSING STREAK: 5; three times; last, Sept. 9-13

CLUB HISTORY



YEAR-BY-YEAR STATISTICAL REVIEW



2004 ANGELS BATTING

PLAYER	AVG	G	AB	R	H	TB	2B	3B	HR	RBI	SH	SF	HP	BB	IBB	SO	SB	CS
Amezaga, A.	.161	73	93	12	15	23	2	0	2	11	6	0	3	3	0	24	3	2
Anderson, G.	.301	112	442	57	133	197	20	1	14	75	0	3	1	29	6	75	2	1
Colon, B.	.000	34	3	0	0	0	0	0	0	0	0	0	0	0	0	1	0	0
DaVanon, J.	.277	108	285	41	79	119	11	4	7	34	1	5	0	46	2	54	18	3
Eckstein, D.	.276	142	566	92	156	188	24	1	2	35	14	2	13	42	1	49	16	5
Erstad, D.	.295	125	495	79	146	198	29	1	7	69	3	4	4	37	1	74	16	1
Escobar, K.	.000	33	2	0	0	0	0	0	0	0	0	0	0	0	0	0	0	0
Figgins, C.	.296	148	577	83	171	242	22	17	5	60	10	2	0	49	0	94	34	13
Galarraga, A.	.300	7	10	1	3	6	0	0	1	2	0	0	1	0	0	3	0	0
Glaus, T.	.251	58	207	47	52	119	11	1	18	42	0	1	3	31	3	52	2	3
Guerrero, V.	.337	156	612	124★	206	366★	39	2	39	126	0	8	8	52	14	74	15	3
Guillen, J.	.294	148	565	88	166	281	28	3	27	104	0	3	15	37	5	92	5	4
Halter, S.	.202	46	114	10	23	40	5	0	4	13	0	0	0	7	0	30	1	1
Hensley, M.	.000	16	1	0	0	0	0	0	0	0	0	0	0	0	0	1	0	0
Kennedy, A.	.278	144	468	70	130	190	20	5	10	48	9	2	13	41	7	92	15	5
Kotchman, C.	.224	38	116	7	26	32	6	0	0	15	0	1	4	7	3	11	3	0
Lackey, J.	.000	33	2	0	0	0	0	0	0	0	0	0	0	0	0	1	0	0
McPherson, D.	.225	16	40	5	9	19	1	0	3	6	0	0	0	3	0	17	1	0
Molina, B.	.276	97	337	36	93	136	13	0	10	54	2	4	2	18	1	35	0	1
Molina, J.	.261	73	203	26	53	76	10	2	3	25	5	0	0	10	0	52	4	1
Ortiz, R.	.000	34	3	0	0	0	0	0	0	0	0	0	0	0	0	0	0	0
Paul, J.	.243	46	70	11	17	26	3	0	2	10	3	1	0	7	0	17	2	1
Pride, C.	.250	35	40	5	10	13	3	0	0	3	1	0	1	0	0	11	1	0
Quinlan, R.	.344	56	160	23	55	84	14	0	5	23	0	1	2	14	0	26	3	1
Riggs, A.	.194	16	36	2	7	10	3	0	0	3	0	0	0	1	0	10	1	0
Salmon, T.	.253	60	186	15	47	60	7	0	2	23	0	4	2	14	0	41	1	0
Sele, A.	.000	28	1	0	0	0	0	0	0	0	0	0	0	0	0	1	0	0
Shields, S.	.000	60	1	0	0	0	0	0	0	0	0	0	0	0	0	1	0	0
Washburn, J.	.400	25	5	0	2	2	0	0	0	1	2	0	0	0	0	0	0	0
2004	.105	15	19	0	2	2	0	0	0	1	2	0	0	0	0	5	0	0
TOTALS	.282	162	5675	836	1603	2435	272	37	162	783	56	41	73	450	43	942	143	46
OPP.	.263	162	5617	734	1476	2330	298	23	170	706	35	47	44	502	27	1164	87	44

2004 ANGELS DESIGNATED HITTERS

PLAYER	AVG	G	AB	R	H	TB	2B	3B	HR	RBI	SH	SF	HP	BB	IBB	SO	SB	CS
Anderson, G.	.275	18	69	5	19	27	5	0	1	7	0	0	0	5	3	14	0	0
DaVanon, J.	.273	19	66	9	18	32	4	2	2	11	0	0	0	8	1	11	2	1
Eckstein, D.	.200	1	5	0	1	1	0	0	0	0	0	0	0	0	0	0	0	0
Figgins, D.	.000	1	0	1	0	0	0	0	0	0	0	0	0	0	0	0	2	0
Galarraga, A.	.167	4	6	1	1	4	0	0	1	1	0	0	0	1	0	1	0	0
Glaus, T.	.241	39	133	31	32	70	5	0	11	22	0	1	2	24	3	34	1	2
Guerrero, V.	.265	13	49	9	13	22	3	0	2	6	0	0	1	4	1	3	1	0
Guillen, J.	.270	10	37	7	10	17	1	0	2	7	0	0	2	5	1	5	0	0
Halter, S.	.182	3	11	0	2	3	1	0	0	0	0	0	0	0	0	2	0	0
Kotchman, C.	1.000	2	1	0	1	1	0	0	0	1	0	0	0	1	0	0	1	0
Molina, B.	.167	5	12	1	2	6	1	0	1	1	0	0	0	1	0	7	0	0
Mondesí, R.	.000	1	2	0	0	0	0	0	0	0	0	0	0	1	0	0	0	0
Paul, J.	.250	2	4	2	1	4	0	0	1	2	0	0	0	2	0	1	0	0
Pride, C.	.333	2	3	0	1	2	1	0	0	0	0	0	0	0	0	0	0	0
Quinlan, R.	.154	4	13	2	2	2	0	0	0	0	0	0	1	1	0	4	1	0
Riggs, A.	.133	4	15	1	2	3	1	0	0	1	0	0	0	1	0	6	0	0
Salmon, T.	.221	39	149	11	33	39	3	0	1	15	0	4	1	12	0	33	1	0
TOTALS	.240	153	575	80	138	233	25	2	22	74	0	5	8	65	9	121	9	3

2004 ANGELS PITCHING

PITCHER	W	L	ERA	G	GS	CG	GF	SHO	SV	IP	H	R	ER	HR	HB	BB	IBB	SO	WP	BK	OPP	AVG
Bergman, D.	0	0	13.50	1	0	0	1	0	0	2.0	4	3	3	0	0	1	0	1	0	0	.444	
Colon, B.	18	12	5.01	34	34	0	0	0	0	208.1	215	122	116	38	3	71	1	158	1	0	.265	
Donnelly, B.	5	2	3.00	40	0	0	10	0	0	42.0	34	14	5	1	15	0	56	0	0	.224		
Dunn, S.	0	0	9.00	3	0	0	1	0	0	3.0	7	3	3	0	0	1	0	2	1	0	.438	
Escobar, K.	11	12	3.93	33	33	0	0	0	0	208.1	192	91	91	21	7	76	2	191	9	0	.244	
Hengg, K.	5	2	4.21	55	0	0	23	0	1	87.2	86	43	41	6	3	28	3	84	13	1	.255	
Hensley, M.	0	2	4.88	16	0	0	13	0	0	27.2	32	15	15	5	2	7	1	30	0	0	.294	
Lackey, J.	14	13	4.67	33	32	1	0	1	0	198.1	215	108	103	22	8	60	4	144	11	1	.278	
Ortiz, R.	5	7	4.43	34	14	0	13	0	0	128.0	139	64	63	18	4	38	4	82	5	3	.280	
Percival, T.	2	3	2.90	52	0	0	48	0	33	49.2	43	19	16	7	3	19	3	33	2	0	.230	
Rodriguez, F.	4	1	1.82	69	0	0	29	0	12	84.0	51	21	17	2	1	33	1	123	5	0	.172	
Sele, A.	9	4	5.05	28	24	0	1	0	0	132.0	163	84	74	16	5	51	2	51	4	2	.310	
Shields, S.	8	2	3.33	60	0	0	12	0	4	105.1	97	42	39	6	3	40	5	109	4	0	.238	
Turnbow, D.	0	0	0.00	4	0	0	4	0	0	6.1	2	0	0	0	0	7	0	3	0	0	.105	
Washburn, J.	11	8	4.64	25	25	1	0	1	0	149.1	159	81	77	20	4	40	1	86	5	0	.269	
Weber, B.	0	2	8.06	18	0	0	5	0	0	22.1	37	24	20	4	0	15	0	11	0	0	.363	
TOTALS	92	70	4.28	162	162	2	160	2	50	1454.1	1476	734	692	170	44	502	27	1164	61	7	.263	
OPP.	70	92	4.75	162	162	6	156	10	33	1442.1	1603	836	762	162	73	450	43	942	35	8	.282	

WIN STREAK: 9; Aug. 18-27 & May 1-9

LOSING STREAK: 5; June 4-9

CLUB HISTORY



YEAR-BY-YEAR STATISTICAL REVIEW



2005 ANGELS BATTING

PLAYER	AVG	G	AB	R	H	TB	2B	3B	HR	RBI	SH	SF	HP	BB	IBB	SO	SB	CS
Anderson, G.	.283	142	575	68	163	250	34	1	17	96	0	5	0	23	8	84	1	1
Byrd, P.	.250	31	4	0	1	1	0	0	0	0	0	0	0	0	0	0	0	0
Cabrera, O.	.257	141	540	70	139	197	28	3	8	57	4	2	3	38	4	50	21	2
Colon, B.	.333	33	3	0	1	1	0	0	0	1	0	0	0	0	0	2	0	0
DaVanon, J.	.231	108	225	42	52	70	10	1	2	15	3	2	2	39	1	44	11	6
Donnelly, B.	.000	66	1	0	0	0	0	0	0	0	0	0	0	0	0	0	0	0
Erstad, D.	.273	153	609	86	166	226	33	3	7	66	4	2	1	47	3	109	10	3
Escobar, K.	.000	16	1	0	0	0	0	0	0	0	1	0	0	0	0	0	0	0
Figgins, C.	.290	158	642	113	186	255	25	10	8	57	9	5	0	64	1	101	62	17
Finley, S.	.222	112	406	41	90	152	20	3	12	54	1	4	3	26	3	71	8	4
Guerrero, V.	.317	141	520	95	165	294	29	2	32	108	0	5	8	61	26	48	13	1
Izturis, M.	.246	77	191	18	47	66	8	4	1	15	1	1	0	17	2	21	9	3
Kennedy, A.	.300	129	416	49	125	154	23	0	2	37	5	3	7	29	1	64	19	4
Kotchman, C.	.278	47	126	16	35	61	5	0	7	22	1	1	0	15	0	18	1	1
Lackey, J.	.000	33	6	0	0	0	0	0	0	0	0	0	0	0	0	1	0	0
Mathis, J.	.333	5	3	1	1	1	0	0	0	0	0	0	0	0	0	1	0	0
McPherson, D.	.244	61	205	29	50	92	14	2	8	26	0	0	1	14	0	64	3	3
Merloni, L.	.000	5	5	1	0	0	0	0	0	1	0	1	0	1	0	2	0	0
Molina, B.	.295	119	410	45	121	183	17	0	15	69	5	6	1	27	2	41	0	2
Molina, J.	.228	75	184	14	42	64	4	0	6	25	4	0	2	13	0	41	2	0
Paul, J.	.189	34	37	4	7	14	1	0	2	4	1	0	0	2	0	9	0	0
Pride, C.	.091	11	11	2	1	2	1	0	0	0	0	0	0	0	0	4	0	0
Quinlan, R.	.231	54	134	17	31	54	8	0	5	14	0	1	1	7	0	26	0	1
Rivera, J.	.271	106	350	46	95	159	17	1	15	59	2	1	0	23	0	44	1	9
Salmon, T.	.000	0	0	0	0	0	0	0	0	0	0	0	0	0	0	0	0	0
Shields, R.	.000	78	1	0	0	0	0	0	0	0	0	0	0	0	0	1	0	0
Sorensen, Z.	.167	12	12	3	2	3	1	0	0	1	0	0	0	0	0	2	0	0
Washburn, J.	.000	29	4	1	0	0	0	0	0	0	0	0	0	1	0	0	0	0
PITCHERS	.100	13	20	1	2	2	0	0	0	1	1	0	0	1	0	4	0	0
TOTALS	.270	162	5624	761	1520	2299	278	30	147	726	43	39	29	447	51	848	161	57
OPP.	.254	162	5593	643	1419	2240	285	31	158	607	39	35	48	443	24	1126	68	42

2005 ANGELS DESIGNATED HITTERS

PLAYER	AVG	G	AB	R	H	TB	2B	3B	HR	RBI	SH	SF	HP	BB	IBB	SO	SB	CS
Anderson, G.	.199	36	151	13	30	41	8	0	1	15	0	1	0	6	2	27	0	0
DaVanon, J.	.267	30	86	21	23	26	3	0	0	7	2	1	0	13	0	18	7	2
Erstad, D.	.300	5	20	3	6	11	2	0	1	3	0	0	0	1	0	6	0	1
Figgins, C.	.308	7	26	5	8	11	1	1	0	2	0	0	0	4	0	6	4	1
Finley, S.	.222	5	18	2	4	6	0	1	0	4	0	0	0	1	0	6	0	0
Guerrero, V.	.282	19	71	11	20	36	1	0	5	13	0	2	1	8	2	10	2	1
Kotchman, C.	.239	20	67	7	16	28	3	0	3	6	1	0	0	7	0	12	1	0
Mathis, J.	.500	2	2	1	1	1	0	0	0	0	0	0	0	0	0	1	0	0
Molina, B.	.433	11	30	3	13	19	3	0	1	7	0	3	0	5	1	2	0	0
Molina, J.	.375	5	8	0	3	3	0	0	0	2	0	0	0	1	0	0	0	0
Paul, J.	.000	1	0	0	0	0	0	0	0	0	0	0	0	0	0	0	0	0
Pride, C.	.167	3	6	2	1	2	1	0	0	0	0	0	0	0	0	2	0	0
Rivera, J.	.242	28	99	10	24	47	4	0	3	10	1	0	0	8	0	12	1	0
Sorensen, Z.	.000	1	0	0	0	0	0	0	0	0	0	0	0	0	0	0	0	0
TOTALS	.255	153	584	78	149	221	26	2	14	69	4	7	1	54	5	102	15	5

2005 ANGELS PITCHING

PITCHER	W	L	ERA	G	GS	CG	GF	SHO	SV	IP	H	R	ER	HR	HB	BB	IBB	SO	WP	BK	AVG	OPP
Bootcheck, C.	0	1	3.38	5	2	0	1	0	1	18.2	19	7	7	1	0	4	1	8	1	0	.257	
Byrd, P.	12	11	3.74	31	31	2	0	1	0	204.1	216	95	85	22	7	28	1	102	1	0	.272	
Christiansen, J.	0	0	2.45	12	0	0	1	0	0	3.2	7	1	1	0	0	2	0	4	0	0	.389	
Colon, B.	21	8	3.48	33	33	2	0	0	0	222.2	215	93	86	26	3	43	0	157	2	1	.254	
Donnelly, B.	9	3	3.72	65	0	0	14	0	0	65.1	60	30	27	9	2	19	3	53	3	0	.244	
Escobar, K.	3	2	3.02	16	7	0	2	0	1	59.2	45	21	20	4	2	21	1	63	4	0	.207	
Gregg, K.	1	2	5.04	33	2	0	9	0	0	64.1	70	37	36	8	3	29	2	52	5	0	.273	
Jones, G.	0	0	6.75	6	0	0	6	0	0	5.1	7	4	4	2	0	2	0	6	0	0	.318	
Lackey, J.	14	5	3.44	33	33	1	0	0	0	209.0	208	85	80	13	11	71	3	199	18	0	.258	
Peralta, J.	1	0	3.89	28	0	0	10	0	0	34.2	28	15	15	6	0	14	2	30	2	0	.219	
Prinz, B.	0	1	3.00	3	0	0	2	0	0	3	4	1	1	1	0	1	0	1	0	0	.308	
Rodríguez, F.	2	5	2.67	66	0	0	58	0	45	67.1	45	20	20	7	0	32	3	91	8	0	.184	
Santana, E.	12	8	4.65	23	23	1	0	1	0	133.2	139	73	69	17	8	47	2	99	4	0	.266	
Saunders, J.	0	0	7.71	2	2	0	0	0	0	9.1	10	8	8	3	0	4	0	4	1	0	.270	
Shields, S.	10	11	2.75	78	0	0	21	0	7	91.2	66	33	28	5	2	37	2	98	12	0	.201	
Washburn, J.	8	8	3.20	29	29	1	0	1	0	177.1	184	66	63	19	8	51	0	94	2	0	.274	
Woods, J.	1	1	4.55	28	0	0	10	0	0	27.2	30	18	14	7	2	8	0	20	2	0	.270	
Yan, E.	1	1	4.59	49	0	0	21	0	0	66.2	66	36	34	8	0	30	4	45	5	0	.258	
TOTALS	95	67	3.68	162	162	7	155	3	54	1464.1	1419	643	598	158	48	443	24	1126	70	1	.254	
OPP.	67	95	4.35	162	162	7	155	6	33	1446.1	1520	761	699	147	29	447	51	848	34	7	.270	

WIN STREAK: 8; June 20-28 & Sept. 16-24

LOSING STREAK: 5; Aug. 25-30

CLUB HISTORY



YEAR-BY-YEAR STATISTICAL REVIEW



2006 ANGELS BATTING

PLAYER	AVG	G	AB	R	H	TB	2B	3B	HR	RBI	SH	SF	HP	BB	IBB	SO	SB	CS
Alfonzo, E.	.100	18	50	1	5	6	1	0	0	1	0	0	0	2	0	3	0	0
Anderson, G.	.280	141	543	63	152	235	28	2	17	85	0	7	0	38	11	95	1	0
Aybar, E.	.250	34	40	5	10	13	1	1	0	2	0	0	0	0	0	8	1	0
Cabrera, O.	.282	153	607	95	171	245	45	1	9	72	3	11	3	51	0	58	27	3
Erstad, D.	.221	40	95	8	21	31	8	1	0	5	1	1	2	6	0	18	1	1
Figgins, C.	.267	155	604	93	161	227	23	8	9	62	5	7	2	65	1	100	52	16
Guerrero, V.	.329	156	607	92	200	335	34	1	33	116	0	4	4	50	25*	68	15	5
Izturis, M.	.293	104	352	64	103	145	21	3	5	44	5	1	3	38	1	35	14	6
Kendrick, H.	.285	72	267	25	76	111	21	1	4	30	0	3	4	9	2	44	6	0
Kennedy, A.	.273	139	451	50	123	173	26	6	4	55	3	5	5	39	5	72	16	10
Kotchman, C.	.152	29	79	6	12	17	2	0	1	6	2	0	0	7	0	13	0	1
Mathis, J.	.145	23	55	9	8	16	2	0	2	6	0	1	0	7	1	14	0	0
McPherson, D.	.261	40	115	16	30	55	4	0	7	13	0	0	0	6	0	40	1	0
Molina, J.	.240	78	225	18	54	83	17	0	4	22	7	2	2	9	0	49	1	0
Morales, K.	.234	57	197	21	46	73	10	1	5	22	0	1	0	17	1	28	1	1
Murphy, T.	.229	48	70	12	16	25	4	1	1	6	1	1	0	5	0	21	4	1
Napoli, M.	.228	99	268	47	61	122	13	0	16	42	0	1	5	51	0	90	2	3
Pride, C.	.222	22	27	6	6	11	2	0	1	2	0	0	0	6	0	8	0	0
Quinlan, R.	.321	86	234	28	75	115	11	1	9	32	0	1	2	7	1	28	2	1
Rivera, J.	.310	124	448	65	139	235	27	0	23	85	0	6	7	33	0	59	0	4
Salmon, T.	.265	76	211	30	56	95	8	2	9	27	0	1	3	29	1	44	0	2
Santana, E.	.250	33	4	0	1	1	0	0	0	0	0	0	0	0	0	3	0	0
Willits, R.	.267	28	45	12	12	13	1	0	0	2	2	0	0	11	0	10	4	3
PITCHERS	.105	11	19	0	2	2	0	0	0	2	2	0	0	0	0	9	0	0
TOTALS	.274	162	5609	766	1539	2383	309	29	159	737	31	53	42	486	49	914	148	57
OPP.	.254	162	5541	732	1410	2230	300	23	158	682	40	43	50	471	27	1164	77	40

2006 ANGELS DESIGNATED HITTERS

PLAYER	AVG	G	AB	R	H	TB	2B	3B	HR	RBI	SH	SF	HP	BB	IBB	SO	SB	CS
Alfonzo, E.	.000	1	4	0	0	0	0	0	0	0	0	0	0	0	0	0	0	0
Anderson, G.	.301	45	176	24	53	85	8	0	8	28	0	2	0	12	2	29	0	0
Aybar, E.	.000	5	2	1	0	0	0	0	0	0	0	0	0	0	0	2	0	0
Figgins, C.	.235	6	17	3	4	4	0	0	0	1	0	0	0	1	0	2	2	0
Guerrero, V.	.363	30	113	18	41	67	6	1	6	24	0	1	0	8	2	14	5	1
Izturis, M.	.250	2	4	0	1	1	0	0	0	0	0	0	0	0	0	1	0	0
Kendrick, H.	.167	2	6	1	1	1	0	0	0	1	0	0	10	0	0	1	1	0
Kennedy, A.	.000	2	3	0	0	0	0	0	0	0	0	0	0	1	1	2	0	0
Mathis, J.	.000	2	1	0	0	0	0	0	0	0	0	0	0	1	0	0	0	0
McPherson, D.	1.000	2	2	2	2	6	1	0	1	1	0	0	0	0	0	0	0	0
Pride, C.	.500	4	6	2	3	7	1	0	1	2	0	0	0	0	0	2	0	0
Quinlan, R.	.000	2	1	0	0	0	0	0	0	0	0	0	0	0	0	0	0	0
Rivera, J.	.279	18	68	12	19	43	3	0	7	16	0	0	1	4	0	10	0	0
Willits, R.	.000	2	1	2	0	0	0	0	0	0	0	0	0	0	0	0	1	0
TOTALS	.294	153	586	92	172	290	27	2	29	97	0	4	5	53	5	98	9	3

2006 ANGELS PITCHING

PITCHER	W	L	ERA	G	GS	CG	GF	SHO	SV	IP	H	R	ER	HR	HB	BB	IBB	SO	WP	BK	OPP AVG
Bootcheck, C.	0	1	10.45	7	0	0	5	0	0	10.1	16	12	12	3	0	9	0	7	1	0	.364
Bulger, J.	0	0	16.20	2	0	0	1	0	0	1.2	1	3	3	0	0	3	0	1	1	0	.167
Carrasco, B.	7	3	3.41	56	3	0	24	0	1	100.1	93	42	38	10	5	27	1	72	6	0	.244
Colon, B.	1	5	5.11	10	10	1	0	1	0	56.1	71	39	32	11	3	11	0	31	1	0	.306
Donnelly, B.	6	0	3.94	62	0	0	17	0	0	64.0	58	32	28	8	4	28	3	53	6	0	.240
Escobar, K.	11	14	3.61	30	30	1	0	0	0	189.1	192	93	76	17	4	50	2	147	7	0	.264
Gregg, K.	3	4	4.14	32	3	0	12	0	0	78.1	88	41	36	10	2	21	0	71	6	0	.280
Jones, G.	0	0	6.00	5	0	0	2	0	0	6.0	8	5	4	1	0	2	0	1	0	0	.348
Lackey, J.	13	11	3.56	33	33	3	0	2	0	217.2	203	98	86	14	9	72	4	190	16	0	.246
Moseley, D.	1	0	9.00	3	2	0	1	0	0	11.0	22	11	11	3	0	2	0	3	0	0	.440
Rodriguez, F.	2	3	1.73	69	0	0	58	0	47*	73.0	52	16	14	6	1	28	5	98	10	0	.197
Romero, J.	1	2	6.70	65	0	0	16	0	0	48.1	57	40	36	3	1	28	2	31	1	0	.298
Santana, E.	16	8	4.28	33	33	0	0	0	0	204.0	181	106	97	21	11	70	2	141	10	2	.241
Saunders, J.	7	3	4.71	13	13	0	0	0	0	70.2	71	42	37	6	1	29	1	51	2	1	.264
Shields, S.	7	7	2.87	74	0	0	13	0	2	87.2	70	30	28	8	1	24	4	84	8	0	.217
Weaver, Jef.	3	10	6.29	16	16	0	0	0	0	88.2	114	68	62	18	4	21	0	62	4	0	.309
Weaver, Jer.	11	2	2.56	19	19	0	0	0	0	123.0	94	36	35	15	3	33	1	105	2	0	.209
Yan, E.	0	0	6.85	13	0	0	8	0	0	22.1	19	18	17	4	1	13	2	16	4	0	.232
TOTALS	89	73	4.04	162	162	5	157	3	50	1452.2	1410	732	652	158	50	471	27	1164	85	3	.254
OPP.	73	89	4.46	162	162	7	155	8	33	1444.2	1539	766	716	159	42	486	49	914	53	4	.274

WIN STREAK: 8; July 8-18

LOSING STREAK: 6; May 17-22 & Apr. 28-May 3

CLUB HISTORY



YEAR-BY-YEAR STATISTICAL REVIEW



2007 ANGELS BATTING

PLAYER	AVG	G	AB	R	H	TB	2B	3B	HR	RBI	SH	SF	HP	BB	IBB	SO	SB	CS
Anderson, G.	.297	108	417	67	124	205	31	1	16	80	0	6	0	27	9	54	1	0
Aybar, E.	.237	79	194	18	46	56	5	1	1	19	3	2	2	10	0	32	4	4
Brown, M.	.000	4	5	0	0	0	0	0	0	0	0	0	0	2	0	1	1	0
Budde, R.	.167	12	18	0	3	4	1	0	0	1	0	0	0	0	0	6	0	0
Cabrera, O.	.301	155	638	101	192	253	35	1	8	86	3	11	5	44	0	64	20	4
Evans, T.	.091	8	11	3	1	4	0	0	1	2	0	0	0	2	0	4	0	0
Figgins, C.	.330	115	442	81	146	191	24	6	3	58	2	8	0	51	0	81	41	12
Gorneault, N.	.000	2	4	1	0	0	0	0	0	0	0	0	0	1	0	1	0	0
Guerrero, V.	.324	150	574	89	186	314	45	1	27	125	0	6	9	71	28*	62	2	3
Haynes, N.	.267	40	45	10	12	14	0	1	0	1	0	0	0	3	0	11	1	2
Hillenbrand, S.	.254	53	197	19	50	64	5	0	3	22	0	1	1	5	0	18	0	2
Izturis, M.	.289	102	336	47	97	136	17	2	6	51	1	4	0	33	2	39	7	1
Kendrick, H.	.322	88	338	55	109	152	24	2	5	39	1	1	4	9	2	61	5	4
Kotchman, C.	.296	137	443	64	131	207	37	3	11	68	3	5	4	53	1	43	2	4
Mathis, J.	.211	59	171	24	36	60	12	0	4	23	3	4	2	15	0	49	0	1
Matthews, G.	.252	140	516	79	130	216	26	3	18	72	0	6	2	55	6	102	18	4
Morales, K.	.294	43	119	12	35	57	10	0	4	15	0	0	1	6	2	21	0	1
Murphy, T.	.184	20	38	2	7	8	1	0	0	2	0	0	1	0	0	9	0	0
Napoli, M.	.247	75	219	40	54	97	11	1	10	34	1	5	5	33	2	63	5	2
Quinlan, R.	.247	79	178	21	44	62	9	0	3	21	0	1	1	14	1	27	3	2
Rivera, J.	.279	14	43	3	12	19	1	0	2	8	0	0	0	1	0	4	0	0
Santana, E.	.200	2	5	1	1	2	1	0	0	2	0	0	0	0	0	3	0	0
Weaver, J.	.250	2	4	0	1	1	0	0	0	0	0	0	0	0	0	1	0	0
Willits, R.	.293	136	430	74	126	148	20	1	0	34	11	5	3	69	2	83	27	8
Wood, B.	.152	13	33	2	5	9	1	0	1	3	0	0	0	0	0	12	0	0
PITCHERS	200	10	20	1	4	5	1	0	0	2	1	0	0	0	0	6	0	0
TOTALS	.284	162	5554	822	1578	2317	324	23	123	776	32	65	40	507	55	883	139	55
OPP.	.266	162	5563	731	1480	2290	289	34	151	684	28	40	51	477	22	1156	107	31

2007 ANGELS DESIGNATED HITTERS

PLAYER	AVG	G	AB	R	H	TB	2B	3B	HR	RBI	SH	SF	HP	BB	IBB	SO	SB	CS
Anderson, G.	.208	20	72	9	15	22	4	0	1	4	0	1	0	7	4	14	0	0
Aybar, E.	.000	2	3	0	0	0	0	0	0	0	0	0	0	0	0	2	0	0
Budde, R.	.000	2	2	0	0	0	0	0	0	0	0	0	0	0	0	1	0	0
Cabrera, O.	.250	2	8	0	2	2	0	0	0	1	0	1	0	0	0	1	1	0
Figgins, C.	1.000	1	1	0	1	1	0	0	0	0	0	0	0	0	0	0	0	0
Guerrero, V.	.270	41	159	25	43	81	6	1	10	36	0	1	3	15	8	19	1	0
Haynes, N.	.500	3	2	2	1	1	0	0	0	0	0	0	0	0	0	0	0	0
Hillenbrand, S.	.238	45	172	14	41	55	5	0	3	20	0	1	1	4	0	13	0	2
Izturis, M.	.400	3	10	4	4	4	0	0	0	0	0	0	0	3	0	1	0	1
Kotchman, C.	.500	1	2	2	1	4	0	0	1	2	0	0	0	2	0	0	0	1
Mathis, J.	.000	2	2	0	0	0	0	0	0	0	0	0	0	0	0	1	0	0
Evans, T.	.000	1	1	0	0	0	0	0	0	0	0	0	0	0	0	0	0	0
Matthews, G.	.143	4	14	3	2	2	0	0	0	0	0	0	1	0	5	0	0	0
Morales, K.	.305	15	59	9	18	32	5	0	3	9	0	0	0	3	1	6	0	0
Quinlan, R.	.222	7	18	3	4	5	1	0	0	0	0	0	0	2	0	3	2	0
Rivera, J.	.250	4	12	0	3	3	0	0	0	1	0	0	0	0	0	0	0	0
Willits, R.	.300	15	50	11	15	17	2	0	0	6	1	0	1	9	0	12	2	2
TOTALS	.257	153	591	85	152	231	23	1	18	79	1	4	5	47	13	78	6	7

2007 ANGELS PITCHING

PITCHER	W	L	ERA	G	GS	CG	GF	SHO	SV	IP	H	R	ER	HR	HB	BB	IBB	SO	WP	BK	AVG	OPP
Bootcheck, C.	3	3	4.77	51	0	0	17	0	0	77.1	81	43	41	7	5	24	3	56	6	1	.274	.274
Bulger, J.	0	0	2.84	6	0	0	4	0	0	6.1	5	2	2	0	0	0	0	8	1	0	.227	.227
Carrasco, H.	2	1	6.57	29	1	0	9	0	0	38.1	44	34	28	8	1	23	1	33	3	0	.272	.272
Colon, B.	6	8	6.34	19	18	0	0	0	0	99.1	132	74	70	15	5	29	1	76	1	0	.320	.320
Escobar, K.	18	7	3.40	30	30	3	0	1	0	195.2	182	79	74	11	3	66	2	160	9	0	.248	.248
Gwyn, M.	0	0	11.81	3	0	0	2	0	1	5.1	9	9	7	3	0	5	0	3	1	0	.360	.360
Jones, G.	0	0	6.23	9	0	0	8	0	0	8.2	10	6	6	2	1	5	0	5	1	0	.278	.278
Lackey, J.	19	9	3.01	33	33	2	0	2	0	224.0	219	87	75	18	12	52	2	179	9	1	.254	.254
Moseley, D.	4	3	4.40	46	8	0	13	0	0	92.0	97	45	45	7	3	27	3	50	6	1	.277	.277
Oliver, D.	3	1	3.78	61	0	0	20	0	0	64.1	58	31	27	5	1	23	2	51	1	1	.239	.239
Resop, C.	0	0	4.15	4	0	0	3	0	0	4.1	4	2	2	1	0	1	0	2	0	0	.308	.308
Rodriguez, F.	5	2	2.81	64	0	0	56	0	40	67.1	50	22	21	3	1	34	0	90	7	1	.204	.204
Santana, E.	7	14	5.76	28	26	0	1	0	0	150.0	174	103	96	26	8	58	3	126	7	0	.288	.288
Saunders, J.	8	5	4.44	18	18	0	0	0	0	107.1	129	56	53	11	1	34	1	69	3	0	.298	.298
Shields, R.	4	5	3.86	71	0	0	13	0	2	77.0	62	36	33	7	4	33	0	77	6	0	.220	.220
Speier, J.	2	3	2.88	51	0	0	9	0	0	50.0	36	17	16	6	4	12	1	47	2	0	.202	.202
Thompson, R.	0	0	10.80	7	0	0	0	0	0	6.2	10	8	8	4	0	3	0	9	2	0	.345	.345
Weaver, J.	13	7	3.91	28	28	0	0	0	0	161.0	178	77	70	17	2	45	3	115	4	0	.280	.280
TOTALS	94	68	4.23	162	162	5	157	3	43	1435.0	1480	731	674	151	51	477	22	1156	69	5	.266	.266
OPP.	68	94	4.74	162	162	5	157	8	34	1425.1	1578	822	751	123	40	507	55	883	51	2	.284	.284

WIN STREAK: 6; May 16-22

LOSING STREAK: 6; Apr. 12-18

CLUB HISTORY



YEAR-BY-YEAR STATISTICAL REVIEW



2008 ANGELS BATTING

PLAYER	AVG	G	AB	R	H	TB	2B	3B	HR	RBI	SH	SF	HP	BB	IBB	SO	SB	CS
Anderson, G.	.293	145	557	66	163	241	27	3	15	84	0	6	1	29	6	77	7	4
Aybar, E.	.277	98	346	53	96	133	18	5	3	39	9	1	5	14	0	45	7	2
Brown, M.	.053	11	19	0	1	2	1	0	0	3	0	0	0	1	0	10	0	0
Budde, R.	.000	8	2	0	0	0	0	0	0	0	1	0	0	0	0	0	0	0
Figgins, C.	.276	116	453	72	125	144	14	1	1	22	2	0	3	62	3	80	34	13
Guerrero, V.	.303	143	541	85	164	282	31	3	27	91	0	4	4	51	16	77	5	3
Hunter, T.	.278	146	551	85	153	257	37	2	21	78	0	1	6	50	6	108	19	5
Izturis, M.	.269	79	290	44	78	105	14	2	3	37	2	2	1	26	0	27	11	2
Kendrick, H.	.306	92	340	43	104	143	26	2	3	37	1	4	4	12	3	58	11	4
Kotchman, C.	.287	100	373	47	107	167	24	0	12	54	0	2	5	18	3	23	2	1
Mathis, J.	.194	94	283	35	55	90	8	0	9	42	8	4	3	30	4	90	2	2
Mathewes, G.	.242	127	426	53	103	152	19	3	8	46	0	2	4	45	2	95	8	3
Morales, K.	.213	27	61	7	13	24	2	0	3	8	0	0	1	4	0	7	0	1
Napoli, M.	.273	78	227	39	62	133	9	1	20	49	1	6	5	35	5	70	7	3
Quinlan, R.	.262	68	164	15	43	51	1	2	1	11	0	1	2	14	0	28	4	2
Rivera, J.	.246	89	256	31	63	112	13	0	12	45	0	8	0	16	0	33	1	1
Rodriguez, S.	.204	59	167	18	34	53	8	1	3	10	2	1	3	14	0	55	3	1
Sandoval, F.	.167	6	6	0	1	1	0	0	0	0	0	0	0	1	0	0	0	0
Teixeira, M.	.358	54	193	39	69	122	14	0	13	43	0	5	4	32	4	23	2	0
Willits, R.	.194	82	108	21	21	25	4	0	0	7	5	2	0	21	0	26	2	1
Wilson, B.	.167	7	6	0	1	1	0	0	0	1	0	0	0	1	0	3	0	0
Wood, B.	.200	55	150	12	30	49	4	0	5	13	1	1	1	4	0	43	4	0
PITCHERS	.000	9	21	0	0	0	0	0	0	1	0	0	0	1	0	9	0	0
TOTALS	.268	162	5540	765	1486	2287	274	25	159	721	32	50	52	481	52	987	129	48
OPP.	.261	162	5571	697	1455	2263	272	28	160	664	36	33	63	457	32	1106	109	31

2008 ANGELS DESIGNATED HITTERS

PLAYER	AVG	G	AB	R	H	TB	2B	3B	HR	RBI	SH	SF	HP	BB	IBB	SO	SB	CS
Anderson, G.	.279	60	240	32	67	104	6	2	9	36	0	1	0	16	3	33	3	2
Figgins, C.	.250	2	8	1	2	2	0	0	0	1	0	0	0	1	0	0	1	0
Guerrero, V.	.317	44	164	29	52	96	9	1	11	35	0	2	2	17	5	22	2	0
Hunter, T.	.125	9	32	3	4	5	1	0	0	2	0	0	1	5	1	8	1	0
Mathewes, G.	.220	13	50	5	11	16	2	0	1	3	0	1	0	6	0	14	0	0
Morales, K.	.000	3	8	0	0	0	0	0	0	0	0	0	0	0	0	1	0	0
Quinlan, R.	.273	4	11	0	3	3	0	0	0	0	0	0	0	0	0	2	0	0
Rivera, J.	.250	17	60	10	15	24	3	0	2	6	0	1	0	4	0	7	0	0
Rodriguez, S.	.000	2	2	0	0	0	0	0	0	0	0	0	0	0	0	1	0	0
Sandoval, F.	.000	4	3	0	0	0	0	0	0	0	0	0	0	0	0	0	0	0
Teixeira, M.	.500	3	12	2	6	9	0	0	1	5	0	0	0	2	1	1	0	0
Willits, R.	.286	5	7	1	2	2	0	0	0	1	2	0	0	1	0	1	0	0
TOTALS	.271	153	597	83	162	261	21	3	24	89	2	5	3	52	10	90	7	2

2008 ANGELS PITCHING

PITCHER	W	L	ERA	G	GS	CG	GF	SHO	SV	IP	H	R	ER	HR	HB	BB	IBB	SO	WP	BK	AVG
Adenhardt, N.	1	0	9.00	3	3	0	0	0	0	12.0	18	12	12	0	0	13	0	4	2	0	.360
Arredondo, J.	10	2	1.62	52	0	0	10	0	0	61.0	42	15	11	3	1	22	0	55	1	0	.190
Bootcheck, C.	0	1	10.13	10	0	0	4	0	0	16.0	30	18	18	2	0	12	0	14	2	0	.385
Bulger, J.	0	0	7.31	14	0	0	7	0	0	16.0	15	13	13	3	2	9	0	20	0	0	.242
Garland, J.	14	8	4.90	32	32	1	0	0	0	196.2	237	116	107	23	8	59	4	90	4	0	.303
Jepsen, K.	0	1	4.32	9	0	0	0	0	0	8.1	8	5	4	0	0	4	0	7	1	0	.250
Lackey, J.	12	5	3.75	24	24	3	0	0	0	163.1	161	71	68	26	10	40	1	130	5	0	.260
Loux, S.	0	0	2.81	7	0	0	5	0	0	16.0	16	6	5	1	2	2	0	4	0	0	.262
Moseley, D.	2	4	6.79	12	10	0	1	0	0	50.1	70	38	38	6	2	20	0	37	3	1	.332
O'Day, D.	0	1	4.57	30	0	0	17	0	0	43.1	49	24	22	2	4	14	6	29	1	0	.283
Oliver, D.	7	1	2.88	54	0	0	9	0	0	72.0	67	24	23	5	4	16	2	48	3	0	.254
Rodriguez, F.	2	3	2.24	76	★	0	69	★	62	68.1	54	21	17	4	2	34	4	77	6	0	.216
Santana, E.	16	7	3.49	32	32	2	0	1	0	219.0	198	89	85	23	8	47	2	214	5	1	.237
Saunders, J.	17	7	3.41	31	31	1	0	0	0	198.0	187	82	75	21	6	53	2	103	3	0	.253
Serrano, A.	0	0	0.00	1	0	0	1	0	0	1.0	1	0	0	0	0	0	0	1	0	0	.250
Shields, S.	6	4	2.70	64	0	0	12	0	4	63.1	56	29	19	6	2	29	2	64	2	0	.236
Speier, J.	2	8	5.03	62	0	0	19	0	0	68.0	69	41	38	15	6	27	5	56	8	0	.261
Thompson, R.	0	0	22.50	2	0	0	1	0	0	2.0	4	5	5	0	0	2	0	1	1	0	.400
Weaver, J.	11	10	4.33	30	30	0	0	0	0	176.2	173	88	85	20	6	54	4	152	3	0	.254
TOTALS	100	62	3.99	162	162	7	155	1	66	1451.1	1455	697	644	160	63	457	32	1106	50	2	.261
OPP.	62	100	4.38	162	162	10	152	6	28	1434.1	1486	765	698	159	52	481	52	987	54	5	.268

WIN STREAK: 7; May 31-June 7

LOSING STREAK: 4; May 7-11

CLUB HISTORY



YEAR-BY-YEAR STATISTICAL REVIEW



2009 ANGELS BATTING

PLAYER	AVG	G	AB	R	H	TB	2B	3B	HR	RBI	SH	SF	HP	BB	IBB	SO	SB	CS
Abreu, B.	.293	152	563	96	165	245	29	3	15	103	0	9	1	94	7	113	30	8
Aybar, E.	.312	137	504	70	157	213	23	9	5	58	12	5	5	30	1	54	14	7
Budde, R.	.000	3	3	0	0	0	0	0	0	0	0	0	0	0	0	2	0	0
Evans, T.	.286	11	7	2	2	2	0	0	0	1	0	0	0	0	0	2	0	0
Figgins, C.	.298	158	615	114	183	242	30	7	5	54	8	4	1	101★	0	114	42	17
Guerrero, V.	.295	100	383	59	113	176	16	1	15	50	0	4	1	19	3	56	2	1
Hunter, T.	.299	119	451	74	135	229	26	1	22	90	0	5	3	47	4	92	18	4
Izturis, M.	.300	114	387	74	135	168	22	3	8	65	3	7	5	35	2	41	13	5
Kendrick, H.	.291	105	374	61	109	166	21	3	10	61	2	0	4	20	1	71	11	4
Mathis, J.	.211	84	237	26	50	73	8	0	5	28	8	1	4	22	0	73	2	3
Matthews Jr., G.	.250	103	316	44	79	114	19	2	4	50	0	2	2	40	2	74	4	1
Morales, K.	.306	152	566	86	173	322	43	2	34	108	0	8	2	46	10	117	3	7
Napoli, M.	.272	114	382	60	104	188	22	1	20	56	0	3	7	40	1	103	3	3
Pettit, C.	.286	10	7	2	2	2	0	0	0	0	0	0	0	0	0	1	0	0
Quinlan, R.	.243	54	115	13	28	39	5	0	2	14	0	0	0	5	0	30	1	1
Rivera, J.	.287	138	529	72	152	253	24	1	25	88	0	5	2	36	1	57	0	1
Rodríguez, S.	.200	12	25	4	5	11	0	0	0	2	4	0	1	0	3	0	7	0
Sandoval, F.	.182	5	11	2	3	1	0	0	0	0	0	0	0	0	0	3	0	0
Willits, R.	.213	49	80	16	17	19	2	0	0	6	6	1	0	5	0	17	5	1
Wilson, B.	.200	12	5	0	1	2	1	0	0	0	1	0	0	0	0	1	1	0
Wood, B.	.195	18	41	5	8	12	1	0	1	3	1	0	1	3	0	19	0	0
PITCHERS	.143	10	21	4	3	3	0	0	0	2	2	0	0	1	0	7	0	0
TOTALS	.285	162	5622	883	1604	2482	293	33	173	841	43	52	41	547	32	1054	148	63
OPP.	.272	162	5562	761	1513	2401	298	25	180	720	52	54	58	523	35	1062	128	39

2009 ANGELS DESIGNATED HITTERS

PLAYER	AVG	G	AB	R	H	TB	2B	3B	HR	RBI	SH	SF	HP	BB	IBB	SO	SB	CS
Abreu, B.	.314	14	51	12	16	22	6	0	0	13	0	0	0	12	0	8	1	0
Budde, R.	.000	1	1	0	0	0	0	0	0	0	0	0	0	0	0	1	0	0
Figgins, C.	.000	2	7	2	0	0	0	0	0	0	1	0	0	2	0	2	0	0
Guerrero, V.	.291	93	371	55	108	168	16	1	14	48	0	1	4	18	2	55	2	1
Hunter, T.	.429	4	14	4	6	15	0	0	3	4	0	0	0	2	0	1	0	0
Izturis, M.	.148	7	27	3	4	5	1	0	0	3	0	0	0	0	0	6	1	0
Kendrick, H.	.318	6	22	4	7	11	1	0	1	3	0	0	0	2	0	3	0	0
Mathis, J.	.200	4	5	0	1	1	0	0	0	1	0	0	0	0	0	2	0	0
Matthews Jr.	.167	4	6	2	1	1	0	0	0	1	0	0	0	0	0	2	0	0
Napoli, M.	.359	18	64	10	23	38	6	0	3	11	0	0	0	8	0	13	1	1
Pettit, C.	.000	3	1	1	0	0	0	0	0	0	0	0	0	0	0	0	0	0
Quinlan, R.	.100	5	10	1	1	0	0	0	0	0	0	0	0	0	0	4	0	0
Rivera, J.	.395	10	43	9	17	30	1	0	4	9	0	0	0	2	0	2	0	0
TOTALS	.298	153	617	104	184	292	31	1	25	93	3	1	4	46	2	95	7	2

2009 ANGELS PITCHING

PITCHER	W	L	ERA	G	GS	CG	GF	SHO	SV	IP	H	R	ER	HR	HB	BB	IBB	SO	WP	BK	AVG
Adenhardt, N.	0	0	0.00	1	1	0	0	0	0	6.0	7	0	0	0	0	3	0	5	1	0	.292
Arredondo, J.	2	3	6.00	43	0	0	15	0	0	45.0	47	30	6	0	23	2	47	5	1	0	.269
Bell, T.	1	2	9.74	8	4	0	1	0	0	20.1	40	25	22	3	0	11	2	14	1	0	.412
Bulger, J.	6	1	3.56	65	0	0	20	0	1	65.2	46	26	26	7	1	30	1	68	5	0	.207
Davidson, D.	0	0	5.40	4	0	0	1	0	0	1.2	3	1	1	0	0	3	1	0	0	0	.375
Escobar, K.	0	1	3.60	1	1	0	0	0	0	5.0	4	2	2	0	1	4	0	5	0	0	.235
Fuentes, B.	1	5	3.93	65	0	0	57	0	48★	55.0	53	24	24	6	5	24	2	46	1	0	.254
Jepsen, K.	6	4	4.94	54	0	0	13	0	1	54.2	63	33	30	2	0	19	2	48	6	0	.292
Kazmir, S.	2	2	1.73	6	6	0	0	0	0	36.1	28	8	7	1	1	10	0	26	3	0	.212
Lackey, J.	11	8	3.83	27	27	1	0	1	0	176.1	177	84	75	17	9	47	1	139	6	0	.263
Loux, S.	2	3	5.86	18	6	0	7	0	0	58.1	84	42	38	4	4	19	0	19	3	0	.343
Mosebach, B.	0	0	7.71	3	0	0	1	0	0	2.1	4	3	2	0	1	3	1	8	0	0	.364
Moseley, D.	1	0	4.30	3	3	0	0	0	0	14.2	20	8	7	3	0	3	1	8	0	0	.323
O'Sullivan, S.	4	2	5.92	12	10	0	1	0	0	51.2	60	34	34	12	1	16	1	29	1	0	.296
Oliver, D.	5	1	2.71	63	1	0	9	0	0	73.0	61	22	22	5	5	22	8	65	7	0	.237
Ortega, A.	0	2	9.24	3	3	0	0	0	0	12.2	19	15	13	4	0	6	0	7	0	0	.345
Palmer, M.	11	2	3.93	40	13	1	10	0	0	121.1	105	55	53	12	4	55	2	69	5	0	.240
Rodríguez, F.	0	0	27.00	1	0	0	0	0	0	0.2	1	3	2	1	0	2	0	1	1	0	.250
Rodríguez, R.	0	1	5.58	18	0	0	6	0	0	30.2	47	22	19	4	1	9	1	10	1	0	.356
Santana, E.	8	8	5.03	24	23	2	0	2	0	139.2	159	83	78	24	10	47	4	107	4	0	.288
Saunders, J.	16	7	4.60	31	31	1	0	1	0	186.0	202	102	95	29	6	64	2	101	5	1	.279
Shields, S.	6	4	2.70	64	0	0	12	0	4	63.1	56	29	19	6	2	29	2	64	2	0	.236
Speier, J.	1	3	6.62	20	0	0	2	0	1	17.2	16	14	13	1	0	15	0	12	1	0	.239
Thompson, R.	0	0	5.12	13	0	0	2	0	0	19.1	27	11	11	6	1	7	0	21	5	0	.329
Weaver, J.	16	8	3.75	33	33	4	0	2	0	211.0	196	91	88	26	4	66	3	174	3	0	.246
TOTALS	97	64	4.45	162	162	9	153	6	51	1445.0	1513	761	715	180	58	523	35	1062	67	2	.272
OPP.	65	97	5.01	162	162	6	156	6	32	1429.1	1604	883	796	173	41	547	32	1054	70	8	.285

WIN STREAK: 8; July 18-25

LOSING STREAK: 4; Sept. 22-26

CLUB HISTORY



YEAR-BY-YEAR STATISTICAL REVIEW



2010 ANGELS BATTING

PLAYER	AVG	G	AB	R	H	TB	2B	3B	HR	RBI	SH	SF	HP	BB	IBB	SO	SB	CS
Abreu, B.	.255	154	573	88	146	249	41	1	20	78	0	5	2	87	3	132	24	10
Aldridge, C.	.077	5	13	0	1	3	0	1	0	1	0	0	0	0	0	5	0	0
Aybar, E.	.253	138	534	69	135	176	18	4	5	29	11	2	7	35	1	81	22	8
Bourjos, P.	.204	51	181	19	37	69	6	4	6	15	3	1	2	6	0	40	10	3
Budde, R.	.400	6	10	2	4	8	1	0	1	3	0	0	0	1	0	5	0	0★
Callaspo, A.	.249	58	213	21	53	67	8	0	2	13	1	1	1	12	1	13	2	2
Conger, H.	.172	13	29	2	5	8	1	1	0	5	0	0	0	5	0	9	0	0
Evans, T.	.000	1	1	0	0	0	0	0	0	0	0	0	0	0	0	1	0	0
Frandsen, K.	.250	54	160	24	40	51	11	0	0	14	3	0	1	9	0	10	2	0
Hunter, T.	.281	152	573	76	161	266	36	0	23	90	0	5	7	61	6	106	9	12
Izturis, M.	.250	61	212	27	53	77	13	1	3	27	1	2	2	21	0	27	7	3
Kendrick, H.	.279	158	616	67	172	251	41	4	10	75	4	5	5	28	2	94	14	4
Mathis, J.	.195	68	205	19	40	57	6	1	3	18	3	3	1	6	0	59	3	0
Matsui, H.	.274	145	482	55	132	221	24	1	21	84	0	4	1	67	6	98	0	1
McAnulty, P.	.136	9	22	2	3	6	0	0	1	2	0	0	0	2	0	11	0	0
Morales, K.	.290	51	193	29	56	94	5	0	11	39	0	1	5	12	3	31	0	1
Napoli, M.	.238	140	453	60	108	212	24	1	26	68	0	4	11	42	2	137	4	2
Quinlan, R.	.121	23	33	4	4	6	2	0	0	2	1	0	0	2	0	6	2	0
Rivera, J.	.252	124	416	53	105	170	20	0	15	52	0	2	4	33	4	58	2	2
Romine, A.	.091	5	11	0	1	1	0	0	0	1	0	0	0	0	0	4	0	0
Ryan, M.	.205	22	39	3	8	12	4	0	0	2	0	1	0	1	0	5	0	0
Trumbo, M.	.067	8	15	2	1	1	0	0	0	2	0	0	0	1	0	8	0	0
Willits, R.	.258	97	159	23	41	48	7	0	0	8	3	0	1	19	0	26	2	4
Wilson, B.	.229	40	96	12	22	40	6	0	4	15	2	0	0	8	0	23	0	0
Wood, B.	.146	81	226	20	33	47	2	0	4	14	8	1	2	6	0	71	1	0
PITCHERS	.087	9	23	4	2	2	0	0	0	0	1	0	0	2	0	10	0	0
TOTALS	.248	162	5488	681	1363	2142	276	19	155	656	42	37	52	466	28	1070	104	52
OPP.	.256	162	5556	702	1422	2241	313	31	148	670	41	42	46	565	33	1130	133	41

2010 ANGELS DESIGNATED HITTERS

PLAYER	AVG	G	AB	R	H	TB	2B	3B	HR	RBI	SH	SF	HP	BB	IBB	SO	SB	CS
Abreu, B.	.143	17	70	5	10	14	4	0	0	5	0	0	0	6	0	17	0	1
Aybar, E.	1.000	1	1	1	1	1	0	0	0	0	0	0	0	0	0	0	1	0
Conger, H.	.000	1	1	0	0	0	0	0	0	0	0	0	0	0	0	1	0	0
Hunter, T.	.135	9	37	1	5	6	1	0	0	3	0	0	0	3	0	5	0	0
Izturis, M.	.000	3	8	0	0	0	0	0	0	1	1	1	0	1	0	2	0	0
Mathis, J.	.000	1	1	0	0	0	0	0	0	0	0	0	0	0	0	1	0	0
Ryan, M.	.000	1	1	0	0	0	0	0	0	0	0	0	0	0	0	0	0	0
Matsui, H.	.263	120	418	46	110	181	21	1	16	61	0	4	1	60	4	88	0	1
McAnulty, P.	.250	1	4	1	1	4	0	0	1	2	0	0	0	0	0	3	0	0
Napoli, M.	.000	2	3	1	0	0	0	0	0	0	0	0	0	0	0	3	0	0
Quinlan, R.	.000	3	3	0	0	0	0	0	0	0	0	0	0	0	0	1	0	0
Rivera, J.	.125	3	8	0	1	2	1	0	0	0	0	0	0	1	0	3	0	0
Trumbo, M.	.000	1	1	0	0	0	0	0	0	0	0	0	0	0	0	0	0	0
Willits, R.	.000	10	2	3	0	0	0	0	0	0	1	0	0	0	0	0	0	0
Wilson, B.	1.000	1	1	0	1	1	0	0	0	0	0	0	0	0	0	0	0	0
TOTALS	.231	153	559	59	129	209	27	1	17	72	2	5	1	71	4	122	1	2

2010 ANGELS PITCHING

PITCHER	W	L	ERA	G	GS	CG	GF	SHO	SV	IP	H	R	ER	HR	HB	BB	IBB	SO	WP	BK	OPP	AVG
Bell, T.	2	5	4.72	25	7	0	8	0	0	61.0	77	35	32	2	1	21	2	45	5	0	312	
Bulger, J.	0	0	4.88	25	0	0	5	0	0	24.0	25	14	13	3	2	15	0	25	1	0	269	
Casaveah, B.	1	2	3.15	16	0	0	9	0	0	20.0	23	11	7	0	1	8	2	8	1	0	277	
Fuentes, B.	4	1	3.52	39	0	0	33	0	23	38.1	28	17	15	5	1	18	1	39	2	1	201	
Haren, D.	5	4	2.87	14	14	1	0	0	0	94.0	84	31	30	8	2	25	2	75	4	1	237	
Jepsen, K.	2	4	3.97	68	0	0	4	0	0	59.0	54	26	26	2	2	29	5	61	8	0	250	
Kazmir, S.	9	15	5.94	28	28	0	0	0	0	150.0	158	103	99	25	12	79	2	93	6	0	271	
Kohn, M.	2	0	2.11	24	0	0	8	0	1	21.1	17	5	5	0	0	16	1	20	0	0	227	
O'Sullivan, S.	1	0	2.08	5	1	0	2	0	0	13.0	7	3	3	1	0	4	2	6	0	0	156	
Palmer, M.	1	2	4.54	14	1	0	3	0	0	33.2	38	20	17	1	1	20	1	17	2	0	281	
Pineiro, J.	10	7	3.84	23	23	3	0	1	0	152.1	155	66	65	15	1	34	6	92	4	0	261	
Rodney, F.	4	3	4.24	72	0	0	30	0	14	68.0	70	33	32	4	5	35	1	53	4	0	263	
Rodriguez, F.	1	3	4.37	43	0	0	14	0	0	47.1	46	23	23	5	1	26	3	36	8	1	254	
Rodriguez, R.	0	0	4.50	1	0	0	1	0	0	2.0	1	1	1	0	1	2	0	1	0	0	143	
Santana, E.	17	10	3.92	33	33	4	0	1	0	222.2	221	104	97	27	12	73	2	169	11	1	259	
Saunders, J.	6	10	4.62	20	20	2	0	1	0	120.2	135	70	62	14	1	45	1	64	3	0	290	
Shields, R.	0	3	5.28	43	1	0	17	0	0	46.0	45	31	27	6	2	34	1	39	7	0	254	
Stokes, B.	0	0	8.10	16	0	0	6	0	0	16.2	26	18	15	4	1	16	1	16	2	0	361	
Thompson, R.	2	0	1.37	13	0	0	7	0	0	19.2	12	4	3	2	0	4	0	15	4	0	171	
Walden, J.	0	1	2.35	16	0	0	5	0	1	15.1	13	4	4	1	0	7	0	23	1	1	224	
Weaver, J.	13	12	3.01	34	34	0	0	0	0	224.1	187	83	75	23	0	54	0	233★	7	1	222	
TOTALS	80	82	4.04	162	162	10	152	3	39	1449.1	1422	702	651	148	46	565	33	1130	80	6	256	
OPP.	82	80	3.91	162	162	5	157	9	42	1453.0	1363	681	632	155	52	466	28	1070	44	9	248	

WIN STREAK: 6; June 2-7

LOSING STREAK: 7; Apr. 30-May 6

CLUB HISTORY



YEAR-BY-YEAR STATISTICAL REVIEW



2011 ANGELS BATTING

PLAYER	AVG	G	AB	R	H	TB	2B	3B	HR	RBI	SH	SF	HP	BB	IBB	SO	SB	CS
Abreu, B.	.253	142	502	54	127	183	30	1	8	60	1	3	1	78	5	113	21	5
Amarista, A.	.154	23	52	2	8	13	3	1	0	5	1	1	0	2	0	8	0	0
Aybar, E.	.279	143	556	71	155	234	33	8	10	59	9	3	6	31	1	68	30	6
Bourjos, P.	.271	147	502	72	136	220	26	11	12	43	7	1	10	32	0	124	22	9
Brayan, R.	.185	37	65	7	12	26	2	0	4	12	0	1	0	11	0	21	2	0
Callaspo, A.	.288	141	475	54	137	178	23	0	6	46	0	2	1	58	8	48	8	1
Chatwood, T.	.667	27	3	1	2	2	0	0	0	0	2	0	0	0	0	0	0	0
Conger, H.	.209	59	177	14	37	63	8	0	6	19	2	0	1	17	2	37	0	0
Haren, D.	.333	35	3	0	1	1	0	0	0	1	1	0	0	0	0	1	0	0
Hunter, T.	.262	156	580	80	152	249	24	2	23	82	0	3	4	62	2	125	5	7
Izturis, M.	.276	122	449	51	124	174	35	0	5	38	0	4	8	33	3	65	9	6
Kendrick, H.	.285	140	537	86	153	249	30	6	18	63	3	0	10	33	3	119	14	6
Mathis, J.	.174	93	247	18	43	64	12	0	3	22	14	3	2	15	2	75	1	2
Moore, J.	.125	8	8	3	1	1	0	0	0	0	0	0	0	0	0	2	0	0
Navarro, E.	.200	8	10	1	2	3	1	0	0	0	1	0	0	1	0	1	0	0
Pettit, C.	.000	1	0	0	0	0	0	0	0	0	0	0	0	0	0	0	0	0
Pineiro, J.	.000	27	5	0	0	0	0	0	0	0	1	0	0	0	0	4	0	0
Romine, A.	.125	10	16	2	2	2	0	0	0	0	1	0	0	1	0	6	1	0
Santana, E.	.500	33	2	0	1	1	0	0	0	0	0	0	0	0	0	1	0	0
Trout, M.	.220	40	123	20	27	48	6	0	5	16	0	1	2	9	0	30	4	0
Trumbo, M.	.254	149	539	65	137	257	31	1	29	87	0	4	5	25	6	120	9	4
Velazquez, G.	.500	4	6	0	3	3	0	0	0	1	0	1	0	0	0	0	0	0
Weaver, J.	.000	33	4	0	0	0	0	0	0	0	0	0	0	0	0	1	0	0
Wells, V.	.218	131	505	60	110	208	15	4	25	66	0	3	1	20	0	86	9	4
Willits, R.	.045	22	22	0	1	2	1	0	0	1	2	0	0	4	0	7	0	0
Wilson, B.	.189	57	111	5	21	32	8	0	1	8	4	2	0	10	1	16	0	2
Wood, B.	.143	6	14	1	2	3	1	0	0	1	0	0	0	0	0	8	0	0
PITCHERS	.235	9	17	1	4	4	0	0	0	1	4	0	0	0	0	7	0	0
TOTALS	.253	162	5513	667	1394	2216	289	34	155	629	50	32	51	442	33	1086	135	52
OPP.	.161	162	5525	633	1388	2141	287	20	142	604	46	41	36	476	34	1058	126	40

2011 ANGELS DESIGNATED HITTERS

PLAYER	AVG	G	AB	R	H	TB	2B	3B	HR	RBI	SH	SF	HP	BB	IBB	SO	SB	CS
Abreu, B.	.247	108	397	40	98	137	19	1	6	47	1	3	0	61	3	83	16	5
Brayan, R.	.156	13	32	3	5	8	0	0	1	3	0	0	0	7	0	11	2	0
Conger, H.	.000	1	2	0	0	0	0	0	0	0	0	0	0	0	0	1	0	0
Hunter, T.	.246	19	65	17	16	36	3	1	5	13	0	1	1	15	0	18	0	1
Izturis, M.	.244	12	45	4	11	13	2	0	0	2	0	0	0	2	0	9	1	1
Mathis, J.	.000	2	2	0	0	0	0	0	0	0	0	0	0	0	0	0	0	0
Trout, M.	.000	1	1	0	0	0	0	0	0	0	0	0	0	0	0	1	0	0
Wells, V.	.231	7	26	4	6	15	1	1	2	5	0	0	0	5	0	3	0	0
Wilson, B.	.000	2	3	0	0	0	0	0	0	0	0	0	0	1	0	0	0	0
TOTALS	.237	153	573	68	136	209	25	3	14	70	1	4	1	87	3	126	19	7

2011 ANGELS PITCHING

PITCHER	W	L	ERA	G	GS	CG	GF	SHO	SV	IP	H	R	ER	HR	HB	BB	IBB	SO	WP	BK	OPP
Bell, T.	1	1	3.41	19	0	0	14	0	0	34.1	39	14	13	2	1	10	1	17	2	0	.291
Bulger, J.	0	1	0.96	5	0	0	4	0	0	9.1	6	4	1	2	0	10	1	7	0	0	.182
Casaveah, B.	1	1	2.72	30	0	0	6	0	0	39.2	28	12	12	1	1	19	2	24	3	0	.207
Chatwood, T.	6	11	4.75	27	25	0	0	0	0	142.0	166	81	75	14	6	71	4	74	3	1	.303
Downs, S.	6	3	1.34	60	0	0	10	0	1	53.2	39	11	8	3	0	15	3	35	2	0	.199
Haren, D.	16	10	3.17	35	34	4	1	3	0	238.1	211	91	84	20	5	33	1	192	6	0	.235
Jepsen, K.	1	2	7.62	16	0	0	5	0	0	13.0	21	11	11	2	1	9	4	6	5	0	.375
Kazmir, S.	0	0	27.00	1	1	0	0	0	0	1.2	5	5	5	1	2	2	0	0	0	1	.500
Kohn, M.	0	1	7.30	14	0	0	7	0	1	12.1	14	10	10	6	1	9	0	9	1	0	.280
Palmer, M.	1	1	5.74	3	3	0	0	0	0	15.2	19	11	10	0	1	4	0	7	0	0	.306
Pineiro, J.	7	7	5.13	27	24	0	2	0	0	145.2	182	90	83	16	2	38	3	62	2	0	.311
Ramirez, H.	1	0	6.00	12	0	0	3	0	0	9.0	16	7	6	1	0	2	0	4	1	0	.432
Richards, G.	0	2	5.79	7	3	0	2	0	0	14.0	16	11	9	4	0	7	0	9	2	0	.291
Rodney, F.	3	5	4.50	39	0	0	15	0	3	32.0	26	18	16	1	3	28	0	26	2	0	.224
Rodriguez, F.	0	0	4.61	10	0	0	4	0	0	13.2	13	7	7	2	0	5	0	7	0	0	.241
Santana, E.	11	12	3.38	33	33	4	0	1	0	228.2	207	95	86	26	8	72	4	178	10	1	.241
Takahashi, H.	4	3	3.44	61	0	0	18	0	2	68.0	58	30	26	7	0	25	8	52	1	0	.232
Thompson, R.	1	3	3.00	44	0	0	16	0	0	54.0	46	18	18	5	0	20	0	56	1	1	.224
Walden, J.	5	5	2.98	62	0	0	42	0	32	60.1	49	22	20	3	1	26	3	67	6	0	.223
Weaver, J.	18	8	2.41	33	33	4	0	2	0	235.2	182	65	63	20	3	56	0	198	8	0	.212
Williams, J.	4	0	3.68	10	6	0	1	0	0	44.0	45	25	18	2	1	15	0	28	0	0	.269
TOTALS	86	76	3.57	162	162	12	150	6	39	1465.0	1388	633	581	142	36	476	34	1058	55	4	.251
OPP.	76	86	3.73	162	162	7	155	11	31	1456.2	1394	667	603	155	51	442	33	1086	48	5	.253

WIN STREAK: 6; Aug. 18-24

LOSING STREAK: 6; June 4-10

CLUB HISTORY



YEAR-BY-YEAR STATISTICAL REVIEW



2012 ANGELS BATTING

PLAYER	AVG	G	AB	R	H	TB	2B	3B	HR	RBI	SH	SF	HP	BB	IBB	SO	SB	CS
Abreu, B.	.208	8	24	1	5	8	3	0	0	5	0	1	0	2	0	5	0	0
Amarista, A.	.000	1	0	1	0	0	0	0	0	0	0	0	0	0	0	0	0	0
Aybar, E.	.290	141	517	67	150	215	31	5	8	45	7	2	5	22	1	61	20	4
Bourjos, P.	.220	101	168	27	37	53	7	0	3	19	6	3	3	15	0	44	3	1
Calhoun, K.	.174	21	23	2	4	5	1	0	0	1	0	0	0	2	1	6	1	0
Callaspo, A.	.252	138	457	55	115	165	20	0	10	53	3	4	0	56	1	59	4	3
Conger, H.	.167	7	18	0	3	3	0	0	0	1	1	1	1	1	0	0	0	0
Haren, D.	.000	31	4	0	0	0	0	0	0	3	0	0	0	0	0	2	0	0
Hester, J.	.212	39	85	14	18	28	1	0	3	4	1	0	1	8	0	25	0	0
Hunter, T.	.313	140	534	81	167	241	24	1	16	92	1	3	8	38	1	133	9	1
Iannetta, C.	.240	79	221	27	53	88	6	1	9	26	0	1	2	29	0	60	1	3
Izturis, M.	.256	100	289	35	74	91	11	0	2	20	3	0	2	25	0	38	17	2
Kendrick, H.	.287	147	550	57	158	220	32	3	8	67	6	5	4	29	1	115	14	6
Langerhans, R.	.000	2	1	0	0	0	0	0	0	0	1	0	0	0	0	1	0	0
Morales, K.	.273	134	484	61	132	226	26	1	22	73	0	3	4	31	1	116	0	1
Pujols, A.	.285	154	607	85	173	313	50	0	30	105	0	6	5	52	16	76	8	1
Richards, G.	.000	30	2	0	0	0	0	0	0	0	0	0	0	0	0	1	0	0
Romine, A.	.412	12	17	2	7	7	0	0	0	1	1	0	0	3	0	3	1	0
Santana, E.	.000	30	4	0	0	0	0	0	0	0	1	0	0	0	0	4	0	0
Segura, J.	.000	1	3	0	0	0	0	0	0	0	0	0	0	0	0	0	2	0
Trout, M.	.326	139	559	129	182	315	27	8	30	83	0	7	6	67	4	139	49	5
Trumbo, M.	.268	144	544	66	146	267	19	3	32	95	0	2	4	36	3	153	4	5
Weaver, J.	.500	30	2	1	1	1	0	0	0	0	0	0	0	1	0	1	0	0
Wells, V.	.230	77	243	36	56	98	9	0	11	29	0	2	1	16	0	35	3	1
Williams, J.	.250	32	4	1	1	2	1	0	0	0	0	0	0	0	0	0	0	0
Wilson, B.	.211	75	171	19	36	50	5	0	3	13	13	1	1	15	0	33	0	0
Wilson, C.	.000	34	5	0	0	0	0	0	0	0	0	0	0	1	0	1	0	0
PITCHERS	.100	10	20	2	2	3	1	0	0	0	4	0	0	2	0	8	0	0
TOTALS	.274	162	5536	767	1518	2396	273	22	187	732	47	41	47	449	29	1113	134	33
OPP.	.246	162	5434	699	1339	2191	250	22	186	661	31	45	40	483	20	1157	127	41

2012 ANGELS DESIGNATED HITTERS

PLAYER	AVG	G	AB	R	H	TB	2B	3B	HR	RBI	SH	SF	HP	BB	IBB	SO	SB	CS
Bourjos, P.	.000	1	1	0	0	0	0	0	0	0	0	0	0	0	0	0	0	0
Calhoun, K.	.000	1	1	0	0	0	0	0	0	0	0	0	0	0	0	0	0	0
Hunter, T.	.381	6	21	4	8	11	0	0	1	3	0	0	0	1	0	3	1	0
Morales, K.	.271	92	365	54	99	167	17	0	17	53	0	2	3	20	0	91	0	0
Pujols, A.	.246	34	134	16	33	58	13	0	4	19	0	0	0	10	2	21	0	0
Trumbo, M.	.310	22	84	10	26	48	3	2	5	16	0	0	3	6	0	24	2	0
Wilson, B.	.000	1	1	0	0	0	0	0	0	0	0	0	0	0	0	0	0	0
TOTALS	.273	153	607	84	166	284	33	2	27	91	0	2	6	37	2	139	3	0

2012 ANGELS PITCHING

PITCHER	W	L	ERA	G	GS	CG	GF	SHO	SV	IP	H	R	ER	HR	HB	BB	IBB	SO	WP	BK	AVG	OPP
Carpenter, D.	1	2	4.76	28	0	0	12	0	0	39.2	42	21	21	6	0	17	0	28	2	0	.276	
Cassevah, B.	1	0	7.20	4	0	0	0	0	0	5.0	5	4	4	2	1	6	1	2	0	0	.263	
Downs, S.	1	1	3.15	57	0	0	11	0	9	45.2	43	17	16	3	0	17	2	32	1	0	.246	
Enright, B.	0	0	14.73	3	0	0	2	0	0	3.2	7	6	6	1	0	1	0	0	0	0	.368	
Frieri, E.	4	2	2.32	56	0	0	46	0	23	54.1	26	15	14	7	5	26	0	80	1	0	.140	
Geltz, S.	0	0	4.50	2	0	0	2	0	0	2.0	2	1	1	0	0	3	0	1	0	0	.286	
Greinke, Z.	6	2	3.53	13	13	0	0	0	0	89.1	80	35	35	11	2	26	0	78	4	0	.242	
Haren, D.	12	13	4.33	30	30	1	0	1	0	176.2	190	95	85	28	3	38	3	142	5	1	.275	
Hawkins, L.	2	3	3.64	48	0	0	7	0	1	42.0	45	20	17	5	0	13	1	23	0	0	.280	
Isringhausen, J.	3	2	4.14	50	0	0	17	0	0	45.2	44	22	21	7	0	19	3	31	3	0	.251	
Jepsen, K.	3	2	3.02	49	0	0	11	0	2	44.2	39	17	15	3	2	12	1	38	1	0	.244	
Maronde, N.	0	0	1.50	12	0	0	1	0	0	6.0	6	1	1	0	0	3	0	7	0	0	.261	
Mills, B.	1	0	0.00	1	1	0	0	0	0	5.0	3	0	0	0	0	0	0	6	0	0	.167	
Pauley, D.	0	1	4.35	5	0	0	3	0	0	10.1	16	6	5	1	0	3	1	4	0	0	.356	
Richards, G.	4	3	4.69	30	9	0	4	0	1	71.0	77	46	37	7	3	34	1	47	2	0	.280	
Santana, E.	9	13	5.16	30	30	1	0	1	0	178.0	165	109	102	39	9	61	2	133	4	0	.239	
Takahashi, H.	0	3	4.93	42	0	0	9	0	0	42.0	39	24	23	6	0	10	1	41	0	0	.242	
Taylor, A.	0	0	11.57	3	0	0	2	0	0	2.1	3	3	3	0	0	4	0	1	0	0	.300	
Thompson, R.	0	1	15.43	2	0	0	2	0	0	2.1	5	4	4	1	0	1	0	3	0	0	.417	
Walden, J.	3	2	3.46	45	0	0	20	0	1	39.0	35	15	15	3	0	18	1	48	7	0	.229	
Weaver, J.	20	5	2.81	30	30	3	0	2	0	188.2	147	63	59	20	4	45	0	142	2	0	.214	
Williams, J.	6	8	4.58	32	15	1	7	1	1	137.2	139	73	70	17	5	35	1	98	1	0	.263	
Wilson, C.	13	10	3.83	34	34	0	0	0	0	202.1	181	102	86	19	6	91	2	173	4	1	.239	
TOTALS	89	73	4.02	162	162	6	156	5	38	1433.1	1339	699	640	186	40	483	20	1157	38	2	.246	
OPP.	73	89	4.50	162	162	5	157	13	35	1425.0	1518	767	713	187	47	449	29	1113	62	5	.274	

WIN STREAK: 8; May 22-29

LOSING STREAK: 5; Apr. 22-27

CLUB HISTORY



YEAR-BY-YEAR STATISTICAL REVIEW



2013 ANGELS BATTING

PLAYER	AVG	G	AB	R	H	TB	2B	3B	HR	RBI	SH	SF	HP	BB	IBB	SO	SB	CS
Aybar, E.	.271	138	550	68	149	210	33	5	6	54	8	5	3	23	1	59	12	7
Bourjos, P.	.274	55	175	26	48	66	3	3	3	12	4	1	6	10	0	43	6	0
Calhoun, K.	.282	58	195	29	55	90	7	2	8	32	0	5	1	21	0	41	2	0
Callaspo, A.	.252	86	294	32	74	102	13	0	5	36	3	5	0	34	2	22	0	2
Conger, H.	.249	92	233	23	58	94	13	1	7	21	0	1	4	17	2	61	0	1
Cousins, S.	.000	7	4	1	0	0	0	0	0	0	0	0	0	1	0	3	0	0
Cowgill, C.	.231	50	91	11	21	34	3	2	2	8	3	0	0	5	0	27	1	0
Field, T.	.154	15	26	4	4	4	0	0	0	0	0	0	0	1	0	7	0	0
Green, G.	.280	40	125	16	35	48	8	1	1	16	0	1	1	10	0	38	0	0
Hamilton, J.	.250	151	576	73	144	249	32	5	21	79	0	9	4	47	4	158	4	0
Harris, B.	.206	44	107	14	22	38	4	0	4	9	2	1	1	6	0	29	0	1
Hawpe, B.	.185	17	27	2	5	5	0	0	0	2	0	0	0	5	0	14	0	0
Hester, J.	.000	1	0	1	0	0	0	0	0	0	0	0	0	1	0	0	0	0
Iannetta, C.	.225	115	325	40	73	121	15	0	11	39	0	4	2	68	2	100	0	1
Jimenez, L.	.260	34	104	15	27	33	6	0	0	5	0	1	3	2	0	28	0	2
Kendrick, H.	.297	122	478	55	142	210	21	4	13	54	3	3	6	23	5	89	6	3
Navarro Jr, E.	.250	4	4	0	1	1	0	0	0	1	0	0	0	2	0	1	1	0
Nelson, C.	.220	33	109	10	24	38	1	2	3	18	0	1	1	8	0	36	2	1
Pujols, A.	.258	99	391	49	101	171	19	0	17	64	0	7	5	40	8	55	1	1
Romine, A.	.259	47	108	9	28	31	3	0	0	10	6	1	1	7	0	24	1	0
Shuck, J.	.293	129	437	60	128	160	20	3	2	39	6	7	1	27	0	54	8	4
Trout, M.	.323	157	589	109★	190	328	39	9	27	97	0	8	9	110★	10	136	33	7
Trumbo, M.	.234	159	620	85	145	281	30	2	34	100	0	4	0	54	6	184	5	2
PITCHERS	.100	13	20	1	2	2	0	0	0	0	2	0	0	1	0	12	0	0
TOTALS	.264	162	5588	733	1476	2316	270	39	164	696	37	64	48	523	40	1221	82	34
OPP.	.261	162	5646	737	1475	2304	286	21	167	689	37	35	45	533	36	1200	131	35

2013 ANGELS DESIGNATED HITTERS

PLAYER	AVG	G	AB	R	H	TB	2B	3B	HR	RBI	SH	SF	HP	BB	IBB	SO	SB	CS
Callaspo, A.	.000	1	3	0	0	0	0	0	0	0	0	0	0	0	0	0	0	0
Conger, H.	.333	3	9	1	3	3	0	0	0	1	0	0	0	1	0	1	0	0
Hamilton, J.	.315	37	146	22	46	78	7	3	7	23	0	1	0	17	2	46	1	0
Jimenez, L.	.000	2	0	0	0	0	0	0	0	0	0	0	0	0	0	0	0	0
Kendrick, H.	.176	4	17	2	3	5	2	0	0	0	0	0	0	0	0	3	0	0
Nelson, C.	.500	1	4	0	2	0	0	0	0	1	0	0	0	0	0	2	0	0
Pujols, A.	.271	65	266	30	72	111	15	0	8	35	0	1	3	27	7	39	1	0
Shuck, J.	.286	16	56	6	16	21	2	0	1	5	0	2	0	5	0	12	1	0
Trout, M.	.103	9	29	3	3	4	1	0	0	2	0	0	0	11	1	13	1	0
Trumbo, M.	.203	17	69	8	14	25	2	0	3	23	0	0	0	7	1	22	0	0
TOTALS	.264	162	602	73	159	249	29	2	19	81	0	4	3	69	11	138	4	0

2013 ANGELS PITCHING

PITCHER	W	L	ERA	G	GS	CG	GF	SHO	SV	IP	H	R	ER	HR	HB	BB	IBB	SO	WP	BK	OPP	AVG
Blanton, J.	2	14	6.04	28	20	0	7	0	0	132.2	180	96	89	29	4	34	4	108	9	0	.317	
Boshers, B.	0	0	4.70	25	0	0	1	0	0	15.1	13	8	0	1	8	1	13	0	0	0	.241	
Brasier, R.	0	0	2.00	7	0	0	7	0	0	9.0	7	2	2	1	0	4	0	7	0	0	.233	
Buckner, B.	1	0	4.67	7	2	0	4	0	0	17.1	17	9	9	5	1	7	0	7	2	0	.270	
Burnett, S.	0	0	0.93	13	0	0	1	0	0	9.2	9	1	1	1	0	4	0	7	1	0	.265	
Carpenter, D.	0	0	108.00	1	0	0	0	0	0	0.1	2	4	4	1	0	2	0	1	1	0	.667	
Coello, R.	2	2	3.71	16	0	0	8	0	1	17.0	14	7	7	1	0	8	0	23	0	0	.219	
De La Rosa, D.	6	1	2.86	75	0	0	20	0	2	72.1	56	25	23	3	1	28	2	65	6	0	.219	
Downs, S.	2	3	1.84	43	0	0	3	0	0	29.1	26	7	6	1	2	11	2	22	1	0	.243	
Enright, B.	0	2	12.96	4	2	0	1	0	0	8.1	12	12	12	2	0	7	0	6	1	0	.333	
Frieri, E.	2	4	3.80	67	0	0	51	0	37	68.2	55	29	29	11	3	30	1	98	1	0	.216	
Gutierrez, J.	1	4	5.19	28	0	0	4	0	0	26.0	16	15	3	0	12	1	2	28	2	0	.255	
Hanson, T.	4	3	5.42	15	13	0	1	0	0	73.0	83	47	44	10	3	30	3	56	6	0	.286	
Jepsen, K.	1	3	4.50	45	0	0	7	0	0	36.0	41	21	18	3	1	14	4	36	2	0	.283	
Kohn, M.	1	4	3.74	63	0	0	13	0	0	53.0	42	22	22	7	3	28	3	52	4	0	.212	
Lowe, M.	1	0	9.26	11	0	0	2	0	0	11.2	11	12	12	1	0	11	1	7	2	0	.256	
Maronde, N.	0	0	6.75	10	0	0	2	0	0	5.1	4	6	4	1	0	8	1	5	1	0	.200	
Rasmus, C.	1	1	4.20	16	0	0	4	0	0	15.0	16	9	7	2	0	10	2	14	0	1	.262	
Richards, G.	7	8	4.16	47	17	1	6	0	1	145.0	151	73	67	12	1	44	4	101	11	0	.269	
Roth, M.	1	1	7.20	15	1	0	5	0	0	20.0	24	16	16	0	1	6	0	17	2	0	.300	
Shoemaker, M.	0	0	0.00	1	1	0	0	0	0	5.0	2	0	0	0	0	2	0	5	1	0	.118	
Stange, D.	0	1	16.20	3	0	0	0	0	0	1.2	2	3	3	1	0	2	0	1	0	0	.286	
Vargas, J.	9	8	4.02	24	24	3	0	2	0	150.0	162	68	67	17	5	46	2	109	0	1	.276	
Weaver, J.	11	8	3.27	24	24	0	0	0	0	154.1	139	58	56	17	7	37	0	117	2	0	.237	
Williams, J.	9	10	4.57	37	25	0	8	0	0	169.1	181	93	86	23	4	55	2	107	5	0	.272	
Wilson, C.	17	7	3.39	33	33	0	0	0	0	212.1	200	93	80	15	8	85	3	188	14	2	.246	
TOTALS	78	84	4.23	162	162	4	158	2	41	1457.2	1475	737	685	167	45	533	36	1200	74	4	.261	
OPP.	84	78	4.05	162	162	4	158	8	43	1461.0	1476	733	658	164	48	523	40	1221	51	4	.264	

WIN STREAK: 8; May 18-26

LOSING STREAK: 6; July 26-31

CLUB HISTORY



YEAR-BY-YEAR STATISTICAL REVIEW



2014 ANGELS BATTING

PLAYER	AVG	G	AB	R	H	TB	2B	3B	HR	RBI	SH	SF	HP	BB	SO	SB	CS	OPS
Aybar, E.	.278	156	589	77	164	223	30	4	7	68	3	8	5	36	62	16	9	.700
Beckham, G.	.268	26	56	10	15	24	3	0	2	8	0	0	2	3	11	0	0	.756
Boesch, B.	.187	27	75	6	14	22	2	0	2	7	0	2	0	2	19	3	0	.496
Buck, J.	.200	5	5	0	1	1	0	0	0	0	0	0	0	0	2	0	0	.570
Calhoun, K.	.272	127	493	90	134	222	31	3	17	58	2	2	2	38	104	5	3	.776
Campana, T.	.333	18	15	6	5	5	0	0	0	2	0	0	0	0	6	0	1	.667
Conger, H.	.221	80	231	24	51	75	12	0	4	25	2	0	2	22	57	0	2	.618
Cowgill, C.	.250	106	260	37	65	92	10	1	5	21	2	0	5	26	74	4	0	.684
Cron, C.	.256	79	242	28	62	109	12	1	11	37	0	0	1	10	61	0	0	.739
Freese, D.	.260	134	462	53	120	177	25	1	10	55	0	5	6	38	124	1	3	.704
Green, G.	.273	43	99	7	27	35	5	0	1	11	0	2	0	2	20	1	4	.635
Hamilton, J.	.263	89	338	43	89	140	21	0	10	44	0	6	5	32	108	3	3	.745
Iannetta, C.	.252	108	306	41	77	120	22	0	7	43	0	5	8	54	91	3	0	.765
Ibanez, R.	.157	57	166	16	26	44	5	2	3	21	0	1	0	23	43	3	2	.523
Jimenez, L.	.162	18	37	3	6	8	2	0	0	2	2	0	2	0	13	0	0	.421
Kendrick, H.	.293	157	617	85	181	245	33	5	7	75	3	2	4	48	110	14	5	.744
McDonald, J.	.171	95	76	4	13	15	2	0	0	5	5	1	2	7	18	1	1	.453
Navarro, E.	.245	64	159	17	39	54	10	1	1	14	2	0	0	13	27	1	3	.642
O'Malley, S.	.188	11	16	3	3	3	0	0	0	1	0	0	0	0	8	2	0	.375
Pujols, A.	.272	159	633	89	172	295	37	1	28	105	0	9	5	48	71	5	1	.790
Shuck, J.	.167	22	84	10	14	21	1	0	2	9	1	0	0	3	11	2	0	.445
Stewart, I.	.176	24	68	8	12	26	2	3	2	7	0	0	1	3	31	1	0	.605
Trout, M.	.287	157	602	115★	173	338★	39	9	36	111★	0	10	10	83	184★	16	2	.939
PITCHERS	.043	13	23	0	1	1	0	0	0	0	0	0	0	0	11	0	0	.086
TOTALS	.259	162	5652	773	1464	2295	304	31	155	729	26	54	60	492	1266	81	39	.728
OPP.	.236	162	5533	630	1307	1941	228	14	126	592	29	49	63	504	1342	106	39	.656

2014 ANGELS DESIGNATED HITTERS

PLAYER	AVG	G	AB	R	H	TB	2B	3B	HR	RBI	SH	SF	HP	BB	SO	SB	CS	OPS
Boesch, B.	.167	14	48	5	8	15	1	0	2	7	0	2	0	1	15	1	0	.489
Cowgill, C.	.333	3	3	1	1	2	1	0	0	1	0	0	0	1	1	0	0	1.167
Cron, C.	.248	38	125	14	31	55	6	0	6	21	0	0	1	6	39	0	0	.728
Freese, D.	.200	10	35	4	7	10	0	0	1	2	0	0	0	1	13	0	0	.508
Hamilton, J.	.321	14	53	6	17	29	3	0	3	8	0	0	1	8	9	0	2	.967
Ibanez, R.	.140	27	93	8	12	23	2	1	2	9	0	1	0	14	28	2	2	.497
Kendrick, H.	.308	3	13	3	4	10	0	0	2	5	0	0	0	1	4	0	1	1.126
Navarro, E.	.077	4	13	1	1	1	0	0	0	0	0	0	0	1	3	0	0	.220
Pujols, A.	.325	43	163	23	53	93	10	0	10	33	0	3	3	11	22	2	1	.943
Trout, M.	.316	8	38	5	12	21	4	1	1	10	0	1	0	2	13	1	0	.894
TOTALS	.253	162	592	72	150	262	27	2	27	97	1	7	6	47	147	6	8	.754

2014 ANGELS PITCHING

PITCHER	W	L	ERA	G	GS	CG	GF	SHO	SV	IP	H	R	ER	HR	HB	BB	IBB	SO	WP	BK	OPP
Alvarez, J.	0	0	0.00	2	0	0	1	0	0	0.2	1	0	0	0	0	0	0	1	0	0	.333
Bedrosian, C.	0	1	6.52	17	0	0	0	0	0	19.1	23	17	14	2	0	12	1	20	1	1	.288
Burnett, S.	0	0	13.50	3	0	0	0	0	0	0.2	1	1	1	0	0	0	0	0	0	0	.333
Carpenter, D.	0	0	0.00	1	0	0	0	0	0	3.0	1	0	0	0	2	0	0	0	0	0	.100
De La Rosa, D.	0	0	11.57	3	0	0	2	0	0	2.1	3	3	3	0	0	3	1	0	1	0	.375
Diaz, J.	0	0	3.18	5	0	0	2	0	0	5.2	4	2	2	0	0	3	0	8	0	0	.200
Frieri, E.	0	3	6.39	34	0	0	22	0	11	31	33	22	22	8	1	9	1	38	0	0	.268
Grilli, J.	1	3	3.48	40	0	0	6	0	1	33.2	29	15	13	0	3	10	1	36	1	0	.238
Grube, J.	0	0	13.50	1	0	0	1	0	0	0.2	1	1	1	1	0	0	0	0	0	0	.333
Herrera, Y.	1	1	2.70	20	0	0	8	0	0	16.2	22	5	5	0	0	9	3	13	0	0	.324
Hill, R.	0	0	-	2	0	0	0	0	0	0.0	1	1	1	0	0	3	0	0	1	0	1.000
Jepsen, K.	0	2	2.63	74	0	0	10	0	2	65.0	45	19	19	4	2	23	2	75	5	0	.192
Kohn, M.	2	1	3.04	25	0	0	4	0	0	23.2	11	9	8	1	2	20	1	26	3	0	.141
LeBlanc, W.	1	1	3.45	10	3	0	2	0	0	28.2	25	11	11	2	1	6	1	21	1	0	.245
Maronde, N.	0	0	12.79	11	0	0	3	0	0	6.1	12	9	9	0	1	7	0	7	1	0	.429
Morin, M.	4	4	2.90	60	0	0	10	0	0	59.0	51	22	19	3	3	19	6	54	3	0	.234
Pestano, V.	0	0	0.93	12	0	0	3	0	0	9.2	5	1	1	1	1	0	4	0	13	1	.152
Rasmus, C.	3	2	2.57	30	6	0	7	0	0	56.0	42	17	16	5	0	17	1	57	0	0	.204
Richards, G.	13	4	2.61	26	26	1	0	1	0	168.2	124	51	49	5	7	51	1	164	22★	1	.201
Roth, M.	1	0	8.76	7	0	0	2	0	0	12.1	16	12	12	2	3	9	2	9	0	0	.340
Rucinski, D.	0	0	4.91	3	0	0	2	0	0	7.1	9	4	4	0	1	2	0	8	0	0	.290
Salas, F.	5	0	3.38	58	0	0	11	0	0	58.2	50	22	22	5	1	14	4	61	1	1	.228
Santiago, H.	6	9	3.75	30	24	0	2	0	0	127.1	120	63	53	15	3	53	3	108	5	1	.248
Shoemaker, M.	16	4	3.04	27	20	0	5	0	0	136.0	122	49	46	14	4	24	0	124	5	0	.241
Skaggs, T.	5	5	4.30	18	18	0	0	0	0	113.0	107	59	54	9	4	30	1	86	7	0	.253
Smith, J.	7	2	1.81	76	0	0	26	0	15	74.2	45	16	15	4	6	15	3	68	4	0	.172
Street, H.	1	2	1.71	28	0	0	23	0	17	26.1	24	5	5	1	0	7	3	23	0	0	.240
Thatcher, J.	1	1	8.53	16	0	0	2	0	0	6.1	13	6	6	0	2	1	0	2	0	0	.433
Wall, J.	0	0	54.00	2	0	0	1	0	0	1.0	5	6	6	0	0	3	0	0	0	0	.714
Weaver, J.	18	9	3.59	34	34	1	0	0	0	213.1	193	87	85	27	6	65	1	169	3	0	.239
Wilson, C.	13	10	4.51	31	31	1	0	1	0	175.2	169	95	88	17	11	85	5	151	9	0	.258
TOTALS	98	64	3.58	162	162	3	159	2	46	1482.2	1307	630	590	126	63	504	41	1342	74	4	.236
OPP.	64	98	4.20	162	162	1	161	3	31	1466.1	1464	773	685	155	60	492	42	1266	66	4	.259

WIN STREAK: 10; Sept. 4-13

LOSING STREAK: 4; May 30-June 3 & Aug. 5-8

CLUB HISTORY



YEAR-BY-YEAR STATISTICAL REVIEW



2015 ANGELS BATTING

PLAYER	AVG	G	AB	R	H	TB	2B	3B	HR	RBI	SH	SF	HP	BB	SO	SB	CS	OPS
Aybar, E.	.270	156	597	74	161	202	30	1	3	44	7	5	4	25	73	15	6	.639
Bandy, J.	.500	2	2	1	1	4	0	0	1	1	0	0	0	0	0	0	0	2.500
Butera, D.	.190	10	21	3	4	4	0	0	0	0	0	0	0	0	2	0	1	.380
Calhoun, K.	.256	159	630	78	161	266	23	2	26	83	2	4	5	45	164	4	1	.730
Cowart, K.	.174	34	46	8	8	13	2	0	1	4	1	0	0	5	19	1	1	.538
Cowgill, C.	.188	55	69	10	13	20	2	1	1	2	1	0	0	4	19	2	1	.523
Cron, C.	.262	113	378	37	99	166	17	1	16	51	0	3	5	17	82	3	1	.739
DeJesus, D.	.125	30	56	3	7	8	1	0	0	4	0	0	2	2	13	0	0	.326
Featherston, T.	.162	101	154	23	25	38	5	1	2	9	4	1	3	7	46	4	2	.459
Freese, D.	.257	121	424	53	109	178	27	0	14	56	0	3	12	31	107	1	1	.743
Giovatella, J.	.272	129	453	51	123	170	25	5	4	49	9	6	2	32	59	2	1	.693
Gillaspie, C.	.203	17	64	4	13	22	4	1	1	9	0	0	0	4	13	0	0	.594
Green, G.	.190	21	42	6	8	11	0	0	1	3	0	0	0	2	14	0	1	.489
Iannetta, C.	.188	92	272	28	51	91	10	0	10	34	0	3	1	41	83	0	1	.628
Jackson, R.	.000	22	9	0	0	0	0	0	0	0	4	0	0	1	5	0	0	.100
Joyce, M.	.174	93	247	17	43	72	12	1	5	21	1	2	4	30	67	0	3	.563
Krauss, M.	.143	11	35	2	5	10	2	0	1	5	0	0	0	3	11	0	0	.429
Kubitza, K.	.194	19	36	6	7	7	0	0	0	1	0	0	0	3	15	0	0	.450
Marte, A.	.333	5	6	0	2	2	0	0	0	0	0	0	1	1	1	0	0	.833
Murphy, D.	.265	48	155	16	41	62	6	0	5	23	0	1	0	4	20	0	1	.681
Navarro, E.	.253	54	83	9	21	25	4	0	0	5	0	0	0	5	16	0	2	.596
Nieuwenhuis, K.	.136	10	22	4	3	5	2	0	0	1	0	0	0	2	9	0	1	.435
Perez, C.	.250	86	260	20	65	90	13	0	4	21	2	2	0	19	49	2	0	.645
Pujols, A.	.244	157	602	85	147	289	22	0	40	95	0	3	6	50	72	5	3	.787
Robertson, D.	.280	37	75	10	21	23	2	0	0	7	3	0	0	2	7	0	0	.606
Trout, M.	.299	159	575	104	172	339	32	6	41	90	0	5	10	92	158	11	7	.992★
Victorino, S.	.214	38	84	9	18	24	2	2	0	3	2	2	3	7	18	2	0	.578
PITCHERS	.150	13	20	0	3	3	0	0	0	0	1	0	0	1	8	0	0	.340
TOTALS	.246	162	5417	661	1331	2144	243	21	176	621	37	40	58	435	1150	116	93	.703
OPP.	.248	162	5467	675	1355	2164	273	19	166	643	42	50	71	466	1221	93	43	.709

2015 ANGELS DESIGNATED HITTERS

PLAYER	AVG	G	AB	R	H	TB	2B	3B	HR	RBI	SH	SF	HP	BB	SO	SB	CS	OPS
Cron, C.	.262	50	172	17	45	74	9	1	6	23	0	2	4	6	36	2	0	.729
Freese, D.	.227	6	22	1	5	9	2	0	1	4	0	1	1	1	5	1	0	.689
Joyce, M.	.143	18	56	4	8	11	3	0	0	4	1	1	0	8	19	0	0	.443
Krauss, M.	.136	7	22	1	3	4	1	0	0	2	0	0	0	3	6	0	0	.422
Pujols, A.	.243	62	239	32	58	109	9	0	14	39	0	2	3	21	24	3	2	.766
Trout, M.	.231	4	13	4	3	7	1	0	1	1	0	0	0	2	5	0	0	.872
TOTALS	.235	162	570	67	134	231	26	1	23	77	1	6	9	44	103	6	3	.702

2015 ANGELS PITCHING

PITCHER	W	L	ERA	G	GS	CG	GF	SHO	SV	IP	H	R	ER	HR	HB	BB	SO	WP	BK	OPP	AVG
Alvarez, J.	4	3	3.49	64	0	0	18	0	0	67.0	58	29	26	5	5	23	4	59	1	0	.228
Bedrosian, C.	1	0	5.40	34	0	0	10	0	0	33.1	40	21	20	3	2	19	2	34	2	0	.303
Gott, T.	4	2	3.02	48	0	0	7	0	0	47.2	43	18	16	2	3	16	3	27	1	0	.242
Heaney, A.	6	4	3.49	18	18	0	0	0	0	105.2	99	41	41	9	6	28	1	78	4	0	.248
Ibarra, E.	0	0	2.25	2	0	0	1	0	0	4.0	4	1	1	0	0	3	0	3	1	0	.250
Latos, M.	0	0	4.91	2	0	0	1	0	0	3.2	4	2	2	2	0	1	0	3	0	0	.267
Mattheus, R.	0	0	0.00	1	0	0	1	0	0	1.0	0	0	0	0	0	1	0	2	0	0	.000
Morin, M.	4	2	6.37	47	0	0	10	0	1	35.1	36	28	25	3	2	9	2	41	0	0	.265
Pestano, V.	1	0	5.40	19	0	0	3	0	0	11.2	15	9	7	3	1	8	2	13	1	0	.306
Ramos, C.	2	1	2.75	65	0	0	21	0	0	52.1	55	17	16	2	3	15	0	43	5	0	.279
Rasmus, C.	0	0	5.23	16	1	0	5	0	0	20.2	15	12	12	3	1	11	2	27	0	0	.200
Reyes, J.	1	0	0.00	1	0	0	0	0	0	0.1	0	0	0	0	0	0	0	0	0	0	.000
Richards, G.	15	12	3.65	32	32	1	0	1	0	207.1	181	94	84	20	5	76	2	176	17	0	.236
Rucinski, D.	0	2	7.71	4	1	0	2	0	0	7.0	10	6	6	1	1	6	0	4	2	0	.357
Salas, F.	5	2	4.24	72	0	0	13	0	0	63.2	61	34	30	8	3	12	5	74	3	0	.249
Santiago, H.	9	9	3.59	33	32	0	0	0	0	180.2	156	80	72	29	10	71	5	162	1	3	.227
Shoemaker, M.	7	10	4.46	25	24	0	1	0	0	135.1	135	70	67	24	4	35	2	116	3	0	.259
Smith, J.	5	5	3.58	70	0	0	13	0	5	65.1	64	26	26	4	2	19	4	57	1	0	.259
Street, H.	3	3	3.18	62	0	0	51	0	40	62.1	52	22	7	0	20	5	57	6	0	0	.226
Tropeano, N.	3	2	3.82	8	7	0	0	0	0	37.2	40	18	16	2	0	10	0	38	0	0	.270
Weaver, J.	7	12	4.64	26	26	1	0	1	0	159.0	163	84	82	24	12	33	3	90	2	0	.264
Wilf, A.	0	0	4.50	1	0	0	1	0	0	2.0	2	1	1	1	1	0	2	0	0	0	.250
Wilson, C.	8	8	3.89	21	21	0	0	0	0	132.0	118	59	57	13	10	46	2	110	11	1	.240
Wright, W.	0	0	3.18	9	0	0	2	0	0	5.2	4	3	2	1	0	3	1	5	0	0	.200
TOTALS	85	77	3.94	162	162	2	160	2	46	1440.2	1355	675	630	166	71	466	45	1221	61	4	.248
OPP.	77	85	3.87	162	162	5	157	11	38	1438.2	1331	661	618	176	58	435	34	1150	73	3	.246

WIN STREAK: 7; July 12-22 & Sept. 22-29

LOSING STREAK: 6; July 28-Aug. 2

CLUB HISTORY



YEAR-BY-YEAR STATISTICAL REVIEW



2016 ANGELS BATTING

PLAYER	AVG	G	AB	R	H	TB	2B	3B	HR	RBI	SH	SF	HP	BB	SO	SB	CS	OPS
Bandy, J.	.234	70	209	23	49	82	9	0	8	25	3	4	4	11	38	1	0	.673
Buss, N.	.198	36	81	7	16	28	7	1	1	8	1	2	0	6	24	2	1	.620
Calhoun, K.	.271	157	594	91	161	260	35	5	18	75	0	5	6	67	118	2	3	.786
Choi, J.	.170	54	112	9	19	38	4	0	5	12	0	1	0	16	27	2	4	.610
Cowart, K.	.176	31	85	8	15	22	4	0	1	8	0	1	1	0	23	0	0	.443
Cron, C.	.278	116	407	51	113	190	25	2	16	69	5	7	24	75	2	3	.792	
Escobar, Y.	.304	132	517	68	157	202	28	1	5	39	3	4	3	40	67	0	3	.746
Graterol, J.	.286	9	14	2	4	6	2	0	0	3	1	0	0	0	3	0	0	.715
Marte, J.	.252	88	258	38	65	124	14	0	15	44	0	3	5	18	59	2	2	.791
Ortega, R.	.232	66	185	24	43	54	8	0	1	16	3	0	0	13	23	8	3	.575
Pennington, C.	.209	74	172	18	36	53	4	2	3	10	3	0	0	13	55	1	0	.573
Perez, C.	.209	87	268	25	56	87	16	0	5	31	8	2	1	12	49	1	0	.569
Petit, G.	.245	89	204	21	50	71	13	1	2	17	2	1	1	15	51	1	1	.647
Pujols, A.	.268	152	593	71	159	271	19	0	31	119	0	6	2	49	75	4	0	.780
Robinson, S.	.173	65	98	16	17	23	3	0	1	10	2	0	1	10	17	3	2	.492
Simmons, A.	.281	124	448	48	126	164	22	2	4	44	1	4	2	28	38	10	1	.690
Soto, G.	.269	26	78	11	21	38	5	0	4	9	2	0	0	6	21	0	0	.808
Trout, M.	.315	159	549	123★	173	302	32	5	29	100	0	5	11	116★	137	30	7	.991
PITCHERS	.100	12	20	1	2	2	0	0	0	0	0	0	0	1	7	0	0	.340
TOTALS	.260	162	5431	717	1410	2197	279	20	156	686	36	49	51	471	991	73	34	.727
OPP.	.269	162	5495	727	1480	2419	275	20	208	688	22	48	56	498	1136	93	47	.774

2016 ANGELS DESIGNATED HITTERS

PLAYER	AVG	G	AB	R	H	TB	2B	3B	HR	RBI	SF	BB	SO	OBP	SLG	OPS
Cron, C.	.316	11	38	3	12	24	1	1	3	12	1	2	4	.341	.632	.973
Marte, J.	.167	4	12	1	2	3	1	0	0	1	0	1	3	.231	.250	.481
Pujols, A.	.269	123	490	58	132	224	17	0	25	99	5	36	64	.318	.457	.775
Trout, M.	.176	11	34	4	6	10	1	0	1	3	0	10	12	.391	.294	.685
TOTALS	.258	152	594	72	153	261	20	1	29	115	6	50	86	.314	.441	.755

2016 ANGELS PITCHING

PITCHER	W	L	ERA	G	GS	CG	GF	SHO	SV	IP	H	R	ER	HR	HB	BB	IBB	SO	WP	BK	AVG	OPP
Achter, A.	1	0	3.11	27	0	0	17	0	0	37.2	43	13	13	7	1	12	1	14	0	0	0	.295
Albuquerque, A.	0	0	4.50	2	0	0	1	0	0	2.0	2	3	1	1	0	2	0	1	0	0	0	.200
Alvarez, J.	1	3	3.45	64	0	0	12	0	0	57.1	71	29	22	4	1	15	4	51	2	0	0	.298
Bailey, A.	0	0	2.38	12	0	0	10	0	6	11.1	9	3	3	1	1	2	0	8	1	0	0	.214
Bedrosian, C.	2	0	1.12	45	0	0	9	0	1	40.1	30	7	5	1	2	14	1	51	3	0	0	.207
Chacin, J.	5	6	4.68	29	17	1	5	0	0	117.1	124	64	61	10	5	47	4	92	8	1	0	.272
Ege, C.	1	0	1.04	13	0	0	3	0	0	8.2	8	1	1	1	0	3	0	9	0	0	0	.250
Guerra, D.	3	0	3.21	44	0	0	11	0	0	53.1	52	23	19	6	2	7	0	36	2	1	0	.249
Guerra, J.	0	0	5.68	7	0	0	1	0	0	6.1	5	4	4	1	1	7	1	0	1	0	0	.227
Heaney, A.	0	1	6.00	1	1	0	0	0	0	6.0	7	4	4	2	0	0	0	7	0	0	0	.280
Huff, D.	0	2	11.81	2	2	0	0	0	0	5.1	13	10	7	4	0	2	0	3	0	0	0	.464
Lincecum, T.	2	6	9.16	9	9	0	0	0	0	38.1	68	41	39	11	2	23	0	32	3	0	0	.395
Mahle, G.	1	0	5.40	24	0	0	1	0	0	18.1	23	13	11	4	2	10	2	14	1	0	0	.315
Meyer, A.	1	3	5.68	7	6	0	0	0	0	25.1	25	16	16	3	0	17	0	29	3	0	0	.255
Morin, M.	2	2	4.37	60	0	0	8	0	0	55.2	52	31	27	6	1	15	1	49	1	1	0	.250
Nolasco, R.	4	6	3.21	11	11	1	0	1	0	73.0	63	27	26	8	2	15	0	51	3	9	0	.232
Oberholtzer, B.	1	1	8.55	11	2	0	4	0	0	20.0	27	19	19	7	1	9	1	16	0	0	0	.318
Ramirez, J.	2	1	2.91	43	0	0	9	0	1	46.1	42	17	15	5	4	13	0	31	4	0	0	.241
Rasmus, C.	0	2	5.84	19	1	0	4	0	0	24.2	25	16	16	4	1	16	1	17	2	2	0	.260
Richards, G.	1	3	2.34	6	6	0	0	0	0	34.2	31	16	9	2	1	15	1	34	3	0	0	.238
Salas, F.	3	6	4.47	58	0	0	22	0	6	56.1	52	28	28	9	0	19	1	45	0	0	0	.248
Santiago, H.	10	4	4.25	22	22	0	0	0	0	120.2	104	61	57	20	4	57	0	107	2	1	0	.233
Shoemaker, M.	9	13	3.88	27	27	1	0	1	0	160.0	166	71	69	18	7	30	1	143	2	0	0	.266
Skaggs, T.	3	4	4.17	10	10	0	0	0	0	49.2	51	23	23	5	2	23	0	50	0	0	0	.267
Smith, J.	1	4	3.82	38	0	0	16	0	6	37.2	36	16	16	4	5	13	3	25	0	1	0	.257
Street, H.	3	2	6.45	26	0	0	21	0	9	22.1	31	16	16	5	0	12	2	14	0	0	0	.337
Tropeano, N.	3	2	3.56	13	13	0	0	0	0	68.1	70	27	27	14	2	31	1	68	4	0	0	.270
Valdez, J.	2	3	4.24	25	0	0	4	0	0	23.1	17	11	11	4	0	16	0	22	2	1	0	.202
Weaver, J.	12	12	5.06	31	31	1	0	1	0	178.0	209	106	100	37	4	51	2	103	1	2	0	.299
Wright, D.	1	3	5.40	5	5	0	0	0	0	26.2	32	16	16	5	5	6	0	15	1	0	0	.314
TOTALS	74	88	4.28	162	162	4	158	3	29	1421.1	1480	727	676	208	56	498	27	1136	47	10	0	.269
OPP.	88	74	4.14	162	162	4	158	7	52	1429.0	1410	717	657	156	51	471	21	991	58	6	0	.260

WIN STREAK: 6; August 8-13

LOSING STREAK: 6; Apr. 12-17 & Sept. 17-23

CLUB HISTORY



CAREER BATTING LEADERS



AVERAGE ★

1. Vladimir Guerrero	.319
2. Rod Carew	.314
3. MIKE TROUT	.306
4. Garret Anderson	.296
Johnny Ray	.296
6. Luis Polonia	.294
7. Juan Beniquez	.293
8. Howie Kendrick	.292
9. Chone Figgins	.291
10. Jim Edmonds	.290

GAMES

1. Garret Anderson	2,013
2. Tim Salmon	1,672
3. Brian Downing	1,661
4. Jim Fregosi	1,429
5. Darin Erstad	1,320
6. Bobby Grich	1,222
7. Erick Aybar	1,220
8. Gary DiSarcina	1,086
Dick Schofield	1,086
10. Howie Kendrick	1,081

AT-BATS

1. Garret Anderson	7,989
2. Tim Salmon	5,934
3. Brian Downing	5,854
4. Darin Erstad	5,258
5. Jim Fregosi	5,244
6. Erick Aybar	4,427
7. Howie Kendrick	4,117
8. Bobby Grich	4,100
9. Gary DiSarcina	3,744
10. Chone Figgins	3,585

RUNS

1. Garret Anderson	1,024
2. Tim Salmon	986
3. Brian Downing	889
4. Darin Erstad	818
5. MIKE TROUT	692
6. Jim Fregosi	691
7. Bobby Grich	601
8. Chone Figgins	596
9. Erick Aybar	572
10. Vladimir Guerrero	544

HITS

1. Garret Anderson	2,368
2. Tim Salmon	1,674
3. Brian Downing	1,588
4. Darin Erstad	1,505
5. Jim Fregosi	1,408
6. Erick Aybar	1,223
7. Howie Kendrick	1,204
8. Bobby Grich	1,103
9. Chone Figgins	1,045
10. MIKE TROUT	1,040

TOTAL BASES

1. Garret Anderson	3,743
2. Tim Salmon	2,958
3. Brian Downing	2,580
4. Darin Erstad	2,186
5. Jim Fregosi	2,112
6. MIKE TROUT	1,923
7. Bobby Grich	1,788
8. Vladimir Guerrero	1,767
9. Howie Kendrick	1,747
10. Erick Aybar	1,675

EXTRA-BASE HITS

1. Garret Anderson	796
2. Tim Salmon	662
3. Brian Downing	526
4. MIKE TROUT	441
5. Darin Erstad	423
6. Jim Fregosi	404
7. Vladimir Guerrero	377
8. Bobby Grich	357
9. Howie Kendrick	357
10. Troy Glaus	354

DOUBLES

1. Garret Anderson	489
2. Tim Salmon	339
3. Brian Downing	282
4. Darin Erstad	279
5. Howie Kendrick	249
6. Erick Aybar	222
7. Jim Fregosi	219
8. MIKE TROUT	200
9. Vladimir Guerrero	194
10. Gary DiSarcina	186

TRIPLES

1. Jim Fregosi	70
2. Chone Figgins	53
3. Erick Aybar	43
4. MIKE TROUT	40
5. Garret Anderson	35
6. Adam Kennedy	35
Mickey Rivers	32
8. Darin Erstad	30
9. Howie Kendrick	30
10. Luis Polonia	27
Dick Schofield	27

HOME RUNS

1. Tim Salmon	299
2. Garret Anderson	272
3. Brian Downing	272
4. MIKE TROUT	201
5. Troy Glaus	182
6. Vladimir Guerrero	173
7. ALBERT PUJOLS	169
8. Chili Davis	156
9. Bobby Grich	154
10. Don Baylor	141

RUNS BATTED IN

1. Garret Anderson	1,292
2. Tim Salmon	1,016
3. Brian Downing	846
4. Darin Erstad	625
5. Chili Davis	618
6. Vladimir Guerrero	616
7. ALBERT PUJOLS	589
8. MIKE TROUT	569
9. Bobby Grich	557
10. Jim Fregosi	546

BASES ON BALLS

1. Tim Salmon	970
2. Brian Downing	866
3. Bobby Grich	630
4. MIKE TROUT	571
5. Jim Fregosi	558
6. Chili Davis	493
7. Troy Glaus	470
8. Darin Erstad	419
9. Chone Figgins	412
10. Rod Carew	405

STRIKEOUTS

1. Tim Salmon	1,360
2. Garret Anderson	1,117
3. MIKE TROUT	874
4. Jim Fregosi	835
5. Darin Erstad	796
6. Troy Glaus	784
7. Howie Kendrick	761
8. Brian Downing	759
9. Bobby Grich	758
10. Chili Davis	713

STOLEN BASES

1. Chone Figgins	280
2. Gary Pettis	186
3. Luis Polonia	174
4. Darin Erstad	170
5. MIKE TROUT	165
6. Erick Aybar	141
7. Sandy Alomar	139
8. Mickey Rivers	126
9. Adam Kennedy	123
Devon White	123

ON-BASE PCT. ★

1. MIKE TROUT	.410
2. Rod Carew	.393
3. Tim Salmon	.385
4. Vladimir Guerrero	.381
5. Albie Pearson	.379
6. Brian Downing	.372
7. Bobby Grich	.370
8. Chili Davis	.365
9. Bobby Abreu	.364
10. Chone Figgins	.363

SLUGGING PCT. ★

1. MIKE TROUT	.566
2. Vladimir Guerrero	.546
3. Jim Edmonds	.498
Tim Salmon	.498
5. Troy Glaus	.497
6. Kendrys Morales	.491
7. Leon Wagner	.490
8. Mike Napoli	.485
9. ALBERT PUJOLS	.474
10. Garret Anderson	.469
Mark Trumbo	.469

OPS ★

(on-base + slugging)

1. MIKE TROUT	.976
2. Vladimir Guerrero	.927
3. Tim Salmon	.884
4. Jim Edmonds	.856
5. Troy Glaus	.854
6. Leon Wagner	.831
Mike Napoli	.831
8. Chili Davis	.829
9. Kendrys Morales	.823
10. Fred Lynn	.822

All Caps/**BOLD** — Current Angel

★ Based on 1,500-or-more plate appearances

CLUB HISTORY



SINGLE-SEASON BATTING



HIGHEST AVERAGE

(Based on 502 plate appearances)

1. Darin Erstad	.355	2000
2. Rod Carew	.339	1983
3. Vladimir Guerrero	.337	2004
4. Rod Carew	.331	1980
5. Chone Figgins	.330	2007
Tim Salmon	.330	1995
7. Vladimir Guerrero	.329	2006
Alex Johnson	.329	1970★
9. MIKE TROUT	.326	2012
Brian Downing	.326	1979

GAMES

1. Don Baylor	162	1979★
Sandy Alomar	162	1971★
Sandy Alomar	162	1970★
Jim Fregosi	162	1966
Bobby Knoop	162	1964
6. Garret Anderson	161	2001
Troy Glaus	161	2001
Mo Vaughn	161	2000
Jim Fregosi	161	1969
Bobby Knoop	161	1966
Jim Fregosi	161	1965

AT-BATS

1. Sandy Alomar	689	1971★
2. Darin Erstad	676	2000★
3. Garret Anderson	672	2001
Sandy Alomar	672	1970
5. Billy Moran	659	1962
6. Carney Lansford	654	1979
7. Garret Anderson	647	2000
8. Chone Figgins	642	2005
9. Devon White	639	1987
10. Orlando Cabrera	638	2007
Garret Anderson	638	2003
Garret Anderson	638	2002

RUNS

1. MIKE TROUT	129	2012★
2. Vladimir Guerrero	124	2004★
3. MIKE TROUT	123	2016★
4. Darin Erstad	121	2000
5. Troy Glaus	120	2000
Jim Edmonds	120	1995
Don Baylor	120	1979★
8. Tony Phillips	119	1995
9. MIKE TROUT	115	2014★
Jim Edmonds	115	1998
Albie Pearson	115	1962★

HITS

1. Darin Erstad	240	2000★
2. Vladimir Guerrero	206	2004
3. Alex Johnson	202	1970
4. Garret Anderson	201	2003
5. Vladimir Guerrero	200	2006
6. Garret Anderson	195	2002
7. Garret Anderson	194	2001
8. Orlando Cabrera	192	2007
9. MIKE TROUT	190	2013
10. Garret Anderson	189	1997

TOTAL BASES

1. Vladimir Guerrero	366	2004★
Darin Erstad	366	2000
3. Garret Anderson	345	2003
4. Garret Anderson	344	2002
5. Troy Glaus	340	2000
6. MIKE TROUT	339	2015
7. MIKE TROUT	338	2014
8. Garret Anderson	336	2000
9. Vladimir Guerrero	335	2006
10. Don Baylor	333	1979

EXTRA-BASE HITS

1. Garret Anderson	88	2002
2. Troy Glaus	85	2000
3. MIKE TROUT	84	2014
4. Garret Anderson	82	2003
5. Troy Glaus	81	2001
6. ALBERT PUJOLS	80	2012
Vladimir Guerrero	80	2004
8. MIKE TROUT	79	2015
Kendrys Morales	79	2009
10. Garret Anderson	78	2000

DOUBLES

1. Garret Anderson	56	2002★
2. ALBERT PUJOLS	50	2012
3. Garret Anderson	49	2003★
4. Vladimir Guerrero	45	2007
Orlando Cabrera	45	2006
6. Kendrys Morales	43	2009
7. Jim Edmonds	42	1998
Johnny Ray	42	1988
Doug DeCinces	42	1982
10. Garret Anderson	41	1998
Howie Kendrick	41	2010
Bobby Abreu	41	2010

TRIPLES

1. Chone Figgins	17	2004
2. Devon White	13	1989
Mickey Rivers	13	1975★
Jim Fregosi	13	1968★
5. Jim Fregosi	12	1963
6. Peter Bourjos	11	2011
Adam Kennedy	11	2000
Mickey Rivers	11	1974★
Bobby Knoop	11	1966★
10. Chone Figgins	10	2005
Jerry Remy	10	1977

HOME RUNS

1. Troy Glaus	47	2000★
2. MIKE TROUT	41	2015
Troy Glaus	41	2001
4. ALBERT PUJOLS	40	2015
5. Vladimir Guerrero	39	2004
Reggie Jackson	39	1982★
7. Bobby Bonds	37	1977
Leon Wagner	37	1962
9. MIKE TROUT	36	2014
Mo Vaughn	36	2000
Don Baylor	36	1979

★ = led or tied for league lead



SINGLE-SEASON BATTING



RUNS BATTED IN

1. Don Baylor	139	1979★
2. Tim Salmon	129	1997
3. Vladimir Guerrero	126	2004
4. Vladimir Guerrero	125	2007
5. Garret Anderson	123	2002
Garret Anderson	123	2001
7. ALBERT PUJOLS	119	2016
8. Garret Anderson	117	2000
Mo Vaughn	117	2000
Wally Joyner	117	1987

BASES ON BALLS

1. MIKE TROUT	116	2016★
2. Tony Phillips	113	1995
3. Troy Glaus	112	2000
4. MIKE TROUT	110	2013
5. Troy Glaus	107	2001
6. Brian Downing	106	1987★
7. Tim Salmon	104	2000
8. Chone Figgins	101	2009★
9. Tim Salmon	96	2001
Albie Pearson	96	1961

STRIKEOUTS

1. MIKE TROUT	184	2014
Mark Trumbo	184	2013
3. Mo Vaughn	181	2000★
4. KOLE CALHOUN	164	2015
5. Troy Glaus	163	2000
6. MIKE TROUT	158	2015
Josh Hamilton	158	2013
Troy Glaus	158	2001
9. Reggie Jackson	156	1982★
10. Mark Trumbo	153	2012

STOLEN BASES

1. Mickey Rivers	70	1975★
2. Chone Figgins	62	2005★
3. Gary Pettis	56	1985
4. Luis Polonia	55	1993
5. Chone Figgins	52	2006
6. Luis Polonia	51	1992
7. Gary Pettis	50	1986
8. MIKE TROUT	49	2012★
9. Chad Curtis	48	1993
Luis Polonia	48	1991
Gary Pettis	48	1984

SACRIFICE HITS

1. Tim Foli	26	1982★
2. Bob Boone	23	1982
3. Luis Sojo	19	1991★
Bobby Grich	19	1978
Jerry Remy	19	1977
6. David Eckstein	16	2001★
Gary DiSarcina	16	1996
Bob Boone	16	1985
Juan Beniquez	16	1982
Rod Carew	16	1982

SACRIFICE FLIES

1. Dan Ford	13	1979★
2. Johnny Ray	12	1989
Wally Joyner	12	1986★
Doug DeCinces	12	1984
Don Baylor	12	1979★
Don Baylor	12	1978★
7. Orlando Cabrera	11	2007★
Orlando Cabrera	11	2006★
Tim Salmon	11	1997
Carney Lansford	11	1980

HIT BY PITCH

1. David Eckstein	27	2002★
2. David Eckstein	21	2001★
3. MARTIN MALDONADO	18	2017
Don Baylor	18	1978★
Rick Reichardt	18	1968
6. Brian Downing	17	1987
Brian Downing	17	1986
8. Jose Guillen	15	2004
David Eckstein	15	2003
Brad Fullmer	15	2002

ON-BASE PCT.

(Based on 502 plate appearances)

1. MIKE TROUT	.442	2017★
2. MIKE TROUT	.441	2016★
3. MIKE TROUT	.432	2013
4. Tim Salmon	.429	1995
Chili Davis	.429	1995
6. Albie Pearson	.420	1961
7. Brian Downing	.418	1979
8. Chili Davis	.410	1994
Tim Salmon	.410	1998
10. Darin Erstad	.409	2000
Rod Carew	.409	1983

SLUGGING PCT. ★★

1. MIKE TROUT	.629	2017★
2. Troy Glaus	.604	2000
3. Vladimir Guerrero	.598	2004
4. Tim Salmon	.594	1995
5. MIKE TROUT	.590	2015★
6. Kendrys Morales	.569	2009
7. Vladimir Guerrero	.565	2005
8. MIKE TROUT	.564	2012
9. MIKE TROUT	.561	2014
10. Chili Davis	.561	1994

OPS ★★

(on-base + slugging)

1. MIKE TROUT	1.071	2017★
2. Tim Salmon	1.024	1995
3. Troy Glaus	1.008	2000
4. MIKE TROUT	.991	2016
MIKE TROUT	.991	2015
6. Vladimir Guerrero	.989	2004
7. MIKE TROUT	.988	2013
8. Chili Davis	.971	1994
9. MIKE TROUT	.963	2012
10. Vladimir Guerrero	.959	2005

★ = led or tied for league lead

★★ Based on 3.1 plate appearances multiplied by games played by Angels



ROOKIE SINGLE-SEASON BATTING



HIGHEST AVERAGE

(Based on 502 plate appearances)

1. MIKE TROUT	.326	2012
2. Reggie Willits	.293	2007
3. Wally Joyner	.290	1986
4. David Eckstein	.287	2001
5. Lee Thomas	.284	1961
Tim Salmon	.283	1993

GAMES

1. Bobby Knoop	162	1964
2. Devon White	159	1987
3. Gary DiSarcina	157	1992
4. Adam Kennedy	156	2000
5. Paul Schaal	155	1965
Bob Rodgers	155	1962

AT-BATS

1. Devon White	639	1987
2. Adam Kennedy	598	2000
3. Wally Joyner	593	1986
4. David Eckstein	579	2001
5. Jerry Remy	569	1975

RUNS

1. MIKE TROUT	129	2012
2. Devon White	103	1987
3. Tim Salmon	93	1993
4. David Eckstein	82	2001
Adam Kennedy	82	2000
Wally Joyner	82	1986
Jerry Remy	82	1975

HITS

1. MIKE TROUT	182	2012
2. Wally Joyner	172	1986
3. Devon White	168	1987
4. David Eckstein	166	2001
5. Adam Kennedy	159	2000

TOTAL BASES

1. MIKE TROUT	315	2012
2. Devon White	283	1987
3. Tim Salmon	276	1993
4. Wally Joyner	271	1986
5. Mark Trumbo	257	2011

EXTRA-BASE HITS

1. Tim Salmon	67	1993
2. MIKE TROUT	65	2012
3. Devon White	62	1987
4. Mark Trumbo	61	2011
5. Ken Hunt	57	1961

DOUBLES

1. Tim Salmon	35	1993
2. Bob Rodgers	34	1962
3. Adam Kennedy	33	2000
Devon White	33	1987
5. Mark Trumbo	31	2011

TRIPLES

1. Adam Kennedy	11	2000
2. MIKE TROUT	8	2012
3. Gary Pettis	6	1984
Bob Rodgers	6	1962
5. 4 PLAYERS TIED	5	

HOME RUNS

1. Tim Salmon	31	1993
2. MIKE TROUT	30	2012
3. Mark Trumbo	29	2011
4. Ken Hunt	25	1961
5. Devon White	24	1987
Lee Thomas	24	1961

RUNS BATTED IN

1. Wally Joyner	100	1986
2. Tim Salmon	95	1993
3. Mark Trumbo	87	2011
Devon White	87	1987
5. Ken Hunt	84	1961

ON-BASE PCT

1. MIKE TROUT	.399	2012
2. Reggie Willits	.391	2007
3. Tim Salmon	.382	1993
4. David Eckstein	.355	2001
5. Lee Thomas	.353	1961

SLUGGING PCT

1. MIKE TROUT	.564	2012
2. Tim Salmon	.536	1993
3. Lee Thomas	.491	1961
4. Ken Hunt	.454	1961
5. Mark Trumbo	.477	2011

OPS

1. MIKE TROUT	.963	2012
2. Tim Salmon	.918	1993
3. Lee Thomas	.844	1961
4. Ken Hunt	.810	1961
5. Wally Joyner	.805	1986

BASES ON BALLS

1. Tim Salmon	82	1993
2. Reggie Willits	69	2007
3. MIKE TROUT	67	2012
4. Willie Aikens	61	1979
Paul Schaal	61	1965

STRIKEOUTS

1. MIKE TROUT	139	2012
2. Tim Salmon	135	1993
Devon White	135	1987
4. Mark Trumbo	120	2011
Ken Hunt	120	1961

STOLEN BASES

1. MIKE TROUT	49	2012
2. Gary Pettis	48	1984
3. Chad Curtis	43	1992
4. Jose Cardenal	37	1965
5. Jerry Remy	34	1975

SACRIFICE HITS

1. David Eckstein	16	2001
2. Mark McLemore	15	1987
3. Devon White	14	1987
4. Steve Lubratic	13	1983
5. Jerry Remy	12	1975

SACRIFICE FLIES

1. Wally Joyner	12	1986
2. Tim Salmon	8	1993
Bob Rodgers	8	1962
4. J.B. Shuck	7	2013
MIKE TROUT	7	2012
Bengie Molina	7	2000
Carney Lansford	7	1978

HIT BY PITCH

1. David Eckstein	21	2001
2. Rick Reichardt	13	1966
3. Gary DiSarcina	7	1992
Ron Jackson	7	1976
Dave Chalk	7	1974

GAMES BY POSITION

1B Wally Joyner	152	1986
2B Bobby Knoop	161	1964
SS Gary DiSarcina	157	1992
3B Paul Schaal	153	1965
OF Devon White	159	1987
OF Tim Salmon	140	1993
OF MIKE TROUT	139	2012
C Bob Rodgers	150	1962
DH Willie Aikens	51	1979

ROOKIE ALL-STARS

OF MIKE TROUT	2012
1B Wally Joyner	1986★
SS Dave Chalk	1974

All CAPS/BOLD — Current Angel

★ Indicates starter



President Ronald Reagan



YEARLY LEADERS BATTING



★ Based on 502 plate appearances ★★ Based on 3.1 plate appearances multiplied by games played by Angels

Year	Average★	Games	At Bats	Runs	Hits	Total Bases
1961	Pearson (.288)	Hunt (149)	Hunt (479)	Pearson (92)	L. Thomas (129)	Wagner (232)
1962	L. Thomas (.290)	4 with (160)	Moran (659)	Pearson# (115)	Moran (186)	Wagner (306)
1963	Pearson (.304)	Fregosi, Pearson (154)	Moran (597)	Pearson (92)	Pearson (176)	Wagner (251)
1964	Fregosi (.277)	Knoop (162)	Rodgers (514)	Fregosi (86)	Fregosi (140)	Fregosi (234)
1965	Fregosi (.277)	Fregosi (161)	Fregosi (602)	Fregosi (66)	Fregosi (167)	Fregosi (245)
1966	Cardenal (.276)	Fregosi (162)	Fregosi (611)	Fregosi (78)	Cardenal (155)	Fregosi (239)
1967	Fregosi (.290)	Knoop (159)	Fregosi (590)	Mincher (81)	Fregosi (171)	Mincher (237)
1968	Reichardt (.255)	Fregosi (159)	Fregosi (614)	Fregosi (77)	Fregosi (150)	Reichardt (225)
1969	Johnstone (.270)	Fregosi (161)	Fregosi (580)	Fregosi (78)	Alomar (153)	Fregosi (221)
1970	Johnson# (.329)	Alomar# (162)	Alomar (672)	Fregosi (95)	Johnson (202)	Johnson (282)
1971	Alomar (.260)	Alomar# (162)	Alomar# (689)	Alomar (77)	Alomar (179)	McMullen (234)
1972	Pinson (.275)	Alomar (155)	Alomar (610)	Alomar (65)	Oliver (154)	Oliver (222)
1973	Robinson (.266)	Oliver (151)	Oliver (544)	Robinson (85)	Oliver (144)	Robinson (261)
1974	Rivers (.285)	Doyle (147)	Doyle (511)	Robinson (75)	Rivers, Doyle (133)	Robinson (197)
1975	Rivers (.284)	Rivers (155)	Rivers (616)	Remy (82)	Rivers (175)	Rivers (221)
1976	Remy (.263)	Bochte (146)	Remy (502)	Remy (64)	Remy (132)	Remy (152)
1977	Chalk (.277)	Bonds (158)	Bonds (592)	Bonds (103)	Bonds (156)	Bonds (308)
1978	Bostock (.296)	Baylor (158)	Baylor (591)	Baylor (103)	Bostock (168)	Baylor (279)
1979	Downing (.326)	Baylor# (162)	Lansford (654)	Baylor# (120)	Lansford (188)	Baylor (333)
1980	Carew (.331)	Lansford (151)	Lansford (602)	Lansford (87)	Carew (79)	Carew (236)
1981	Carew★★ (.305)	Burleson# (109)	Burleson (430)	Carew (57)	Burleson (126)	Grich (191)
1982	Carew (.319)	Downing (158)	Downing (623)	Downing (109)	Downing (175)	DeCinces (315)
1983	Carew (.339)	Boone (142)	Carew (472)	Downing (68)	Carew (160)	Lynn (211)
1984	Downing (.275)	Downing (156)	DeCinces (547)	Lynn (84)	Downing (148)	Downing (249)
1985	Carew (.280)	Boone, Downing (150)	Downing (520)	Downing (80)	Downing (137)	Jackson (224)
1986	Joyner (.290)	Joyner, Pettis (154)	Joyner (593)	Pettis (93)	Joyner (172)	Joyner (271)
1987	Joyner (.285)	White (159)	White (639)	Downing (110)	White (168)	Joyner (298)
1988	Ray (.306)	C. Davis, Joyner (158)	Ray (602)	C. Davis, Joyner (81)	Ray (184)	C. Davis (259)
1989	Ray (.289)	Joyner (159)	White (636)	White (86)	Joyner (167)	Joyner (249)
1990	Parrish (.268)	Parrish (133)	Parrish (470)	Winfield (70)	Polonia (135)	Winfield (215)
1991	Joyner (.301)	Gaetti (152)	Polonia (604)	Polonia (92)	Polonia (179)	Joyner (269)
1992	Polonia (.286)	DiSarcina (157)	Polonia (577)	Polonia (83)	Polonia (165)	Polonia (190)
1993	Curtis (.285)	Davis (153)	Curtis (583)	Curtis (94)	Curtis (166)	Salmon (276)
1994	Davis★★ (.311)	Curtis (114)	Curtis (453)	Davis (72)	Davis (122)	Davis (220)
1995	Salmon (.330)	Salmon, Snow (143)	Edmonds (558)	Edmonds (120)	Salmon (177)	Salmon (319)
1996	Davis (.292)	Salmon (156)	Anderson (607)	Salmon (90)	Anderson (173)	Salmon (291)
1997	Anderson (.303)	Salmon (157)	Anderson (624)	Hollins (101)	Anderson (189)	Salmon (301)
1998	Edmonds (.307)	DiSarcina (157)	Anderson (622)	Edmonds (115)	Edmonds (184)	Edmonds (303)

CLUB HISTORY



YEARLY LEADERS BATTING



Year	Average ★	Games	At Bats	Runs	Hits	Total Bases
1999	Anderson (.303)	Anderson (157)	Anderson (620)	Anderson (88)	Anderson (188)	Anderson (291)
2000	Erstad (.355)	Vaughn (161)	Erstad# (676)	Erstad (121)	Erstad# (240)	Erstad (366)
2001	Anderson (.289)	Anderson, Glaus (161)	Anderson (672)	Glaus (100)	Anderson (194)	Anderson (321)
2002	Kennedy (.312)	Anderson (158)	Anderson (638)	Eckstein (107)	Anderson (195)	Anderson (344)
2003	Anderson (.315)	Anderson (159)	Anderson (638)	Anderson (80)	Anderson (201)	Anderson (345)
2004	Guerrero (.337)	Guerrero (156)	Guerrero (612)	Guerrero# (124)	Guerrero (206)	Guerrero# (366)
2005	Guerrero (.317)	Figgins (158)	Figgins (642)	Figgins (113)	Figgins (186)	Guerrero (294)
2006	Guerrero (.329)	Guerrero (156)	Figgins, Cabrera (607)	Cabrera (95)	Guerrero (200)	Guerrero (335)
2007	Figgins (.330)	Cabrera (155)	Cabrera (638)	Cabrera (101)	Cabrera (192)	Guerrero (314)
2008	Guerrero (.303)	Hunter (146)	Anderson (557)	Hunter, Guerrero (85)	Guerrero (164)	Guerrero (282)
2009	Aybar (.312)	Figgins (158)	Figgins (615)	Figgins (114)	Figgins (183)	Morales (322)
2010	Hunter (.281)	Kendrick (158)	Kendrick (616)	Abreu (88)	Kendrick (172)	Hunter (266)
2011	Callaspo (.288)	Hunter (156)	Hunter (580)	Kendrick (86)	Aybar (155)	Trumbo (257)
2012	Trout (.326)	Pujols (154)	Pujols (607)	Trout# (129)	Trout (182)	Trout (315)
2013	Trout (.323)	Trumbo (159)	Trumbo (620)	Trout# (109)	Trout (190)	Trout (328)
2014	Kendrick (.293)	Pujols (159)	Pujols 633	Trout# 115	Kendrick (181)	Trout (338)
2015	Tout (.299)	Calhoun, Trout (159)	Calhoun (630)	Trout (104)	Trout (172)	Trout (339)
2016	Trout (.315)	Trout (159)	Calhoun (594)	Trout# (123)	Trout (173)	Trout (302)
2017	Trout (.306)	Simmons (158)	Pujols (593)	Trout (92)	Simmons (164)	Trout (253)

Year	Doubles	Triples	Home Runs	RBI	SB	SF
1961	Hunt (29)	L. Thomas (5)	Wagner (28)	Hunt (84)	Pearson (11)	Wagner (7)
1962	Rodgers (34)	Pearson, Rodgers (6)	Wagner (37)	Wagner (107)	Pearson (15)	Rodgers (8)
1963	Torres (32)	Fregosi (12)	Wagner (26)	Wagner (90)	Pearson (17)	Moran, Wagner (7)
1964	Fregosi, Clinton (22)	Fregosi (9)	Adcock (21)	Fregosi (72)	Fregosi (8)	Rodgers (7)
1965	Knoop (24)	W. Smith (9)	Fregosi (15)	Fregosi (64)	Cardenal (37)	Fregosi, Rodgers (8)
1966	Fregosi (32)	Knoop# (11)	Adcock (18)	Knoop (72)	Cardenal (24)	Knoop# (7)
1967	Fregosi, Mincher (23)	Fregosi (6)	Mincher (25)	Mincher (76)	Cardenal (10)	Rodgers, Schaal (4)
1968	Fregosi (21)	Fregosi# (13)	Reichardt (21)	Reichardt (17)	Davallillo (17)	Repoz# (8)
1969	Fregosi (22)	Fregosi (6)	Reichardt (13)	Reichardt (68)	Alomar (18)	Reichardt, Rodriguez (7)
1970	Fregosi (33)	Johnson, Repoz (6)	Fregosi (22)	Johnson (86)	Alomar (35)	Voss (5)
1971	Alomar (24)	Alomar (3)	McMullen (21)	McMullen (68)	Alomar (39)	Spencer (5)
1972	Pinson (24)	Oliver (5)	Oliver (20)	Oliver (76)	Alomar (20)	Oliver (5)
1973	Robinson (29)	Pinson (6)	Robinson (30)	Robinson (97)	Alomar (25)	Pinson (7)
1974	Robinson (26)	Rivers# (11)	Robinson (20)	Robinson (63)	Rivers (30)	Valentine, Llenas (7)
1975	Chalk (24)	Rivers# (13)	Stanton (14)	Stanton (82)	Rivers# (70)	Chalk (9)
1976	Jackson (18)	5 with (3)	Bonds (10)	Bonds (54)	Remy (35)	3 tied (5)
1977	Bonds, Chalk (27)	Remy (10)	Bonds (37)	Bonds (115)	Bonds, Remy (41)	Bonds (10)
1978	Rudi (17)	Jackson (6)	Baylor (34)	Baylor (99)	Baylor (22)	Baylor# (12)

CLUB HISTORY



YEARLY LEADERS BATTING



Year	Doubles	Triples	Home Runs	RBI	SB	SF
1979	Baylor (33)	4 tied (5)	Baylor (36)	Baylor# (139)	Baylor (22)	Ford# (13)
1980	Carew (34)	Carew (7)	Thompson (17)	Lansford (80)	Carew (23)	Lansford# (11)
1981	Baylor (18)	Hobson (4)	Grich# (22)	Baylor (66)	Carew (16)	Baylor (6)
1982	DeCinces (42)	3 tied (5)	Jackson# (39)	Jackson (101)	Baylor, Carew (10)	DeCinces (9)
1983	Carew (24)	4 tied (3)	Lynn (22)	Lynn (74)	Pettis (8)	DeCinces (8)
1984	Downing, Lynn (28)	Pettis (6)	Jackson (25)	Downing (91)	Pettis (48)	DeCinces (12)
1985	Jackson (27)	Pettis (8)	Jackson (27)	Downing, Jackson (85)	Pettis (56)	DeCinces (7)
1986	Downing, Joyner (27)	Schofield (6)	DeCinces (26)	Joyner (100)	Pettis (50)	Joyner (12)
1987	Joyner, White (33)	Howell, White (5)	Joyner (34)	Joyner (117)	White (32)	Joyner (10)
1988	Ray (42)	Ray (7)	Downing (25)	C. Davis (93)	Schofield (20)	C. Davis (10)
1989	Joyner (30)	White (13)	Davis (22)	Davis (90)	White (44)	Ray (12)
1990	Ray (23)	Polonia (9)	Parrish (24)	Winfield (78)	White (21)	Winfield (7)
1991	Joyner (34)	Polonia (8)	Winfield (28)	Joyner (96)	Polonia (48)	Winfield (6)
1992	Felix (22)	Felix (5)	Gaetti (12)	Felix (72)	Polonia (51)	Felix (9)
1993	Salmon (35)	Polonia (6)	Salmon (31)	Davis (112)	Polonia (55)	Salmon (8)
1994	Curtis (23)	Curtis (4)	Davis (26)	Davis (84)	Curtis (25)	Davis (6)
1995	Salmon (34)	DiSarcina (6)	Salmon (34)	Edmonds (107)	Phillips, Hudler (13)	Davis (9)
1996	Anderson (33)	DiSarcina, Salmon (4)	Salmon (30)	Salmon (98)	Hudler (14)	Davis (6)
1997	Anderson (36)	Alicea (7)	Salmon (33)	Salmon (129)	Erstad (23)	Salmon (11)
1998	Edmonds (42)	Anderson (7)	Salmon (26)	Edmonds (91)	Erstad (20)	Salmon (10)
1999	Anderson (36)	Erstad (5)	Vaughn (33)	Vaughn (108)	Erstad, Velarde (13)	Anderson, Salmon (6)
2000	Anderson (40)	Kennedy (11)	Glaus# (47)	Anderson, Vaughn (117)	Erstad (28)	Anderson (9)
2001	Anderson (39)	Gil, Spiezo (4)	Glaus (41)	Anderson (123)	Eckstein (29)	Kennedy (9)
2002	Anderson# (56)	3 tied (6)	Glaus (30)	Anderson (123)	Erstad (23)	Anderson (10)
2003	Anderson# (49)	Spiezo (7)	Anderson (29)	Anderson (116)	Kennedy (22)	Spiezo (7)
2004	Guerrero (39)	Figgins (17)	Guerrero (39)	Guerrero (126)	Figgins (34)	Guerrero (8)
2005	Anderson (34)	Figgins (10)	Guerrero (32)	Guerrero (108)	Figgins# (62)	B. Molina (6)
2006	Cabrera (45)	Figgins (8)	Guerrero (33)	Guerrero (116)	Figgins (52)	Cabrera# (11)
2007	Guerrero (45)	Figgins (6)	Guerrero (27)	Guerrero (125)	Figgins (41)	Cabrera (11)
2008	Hunter (37)	Aybar (5)	Guerrero (27)	Guerrero (91)	Figgins (34)	Rivera (8)
2009	Morales (43)	Aybar (9)	Morales (34)	Morales (108)	Figgins (42)	Abreu (9)
2010	Abreu, Kendrick (41)	3 tied (4)	Napoli (26)	Hunter (90)	Abreu (24)	Abreu, Kendrick (5)
2011	Izturis (35)	Bourjos (11)	Trumbo (29)	Trumbo (87)	Aybar (30)	Trumbo, Izturis (4)
2012	Pujols (50)	Trout (8)	Trumbo (32)	Pujols (105)	Trout# (49)	Trout (7)
2013	Trout (39)	Trout (9)	Trumbo (34)	Trumbo (100)	Trout (33)	Hamilton (9)
2014	Trout (39)	Trout (9)	Trout (36)	Trout# (111)	Trout, Aybar (16)	Trout
2015	Trout (32)	Trout (6)	Trout (41)	Pujols (95)	Aybar (15)	Giavotella (6)
2016	Calhoun (35)	Calhoun, Trout (5)	Pujols (31)	Pujols (119)	Trout (30)	Pujols (6)
2017	Simmons (38)	Trout (3)	Trout (33)	Pujols (101)	Maybin (29)	Simmons (8)

Led or tied for league Bold face indicates club record

CLUB HISTORY



CLUB BATTING STATS (YEAR-BY-YEAR)



	AVG	AB	R	H	2B	3B	HR	RBI	SH	SF	SB	CS
1961	.245	5424	744	1331	218	22	189	700	80	37	37	28
1962	.250	5499	718	1377	232	35	137	667	82	43	46	27
1963	.250	5506	597	1378	208	38	95	551	84	46	43	30
1964	.243	5332	544	1297	186	27	102	508	78	37	49	39
1965	.239	5354	527	1279	200	36	97	486	93	44	107	57
1966	.232	5360	604	1244	179	54	122	562	69	46	80	54
1967	.238	5307	567	1265	170	37	114	524	88	23	40	36
1968	.227	5331	498	1209	170	33	83	453	75	37	62	50
1969	.225	5416	528	1221	151	29	88	480	75	41	54	39
1970	.251	5532	631	1391	197	40	114	597	69	37	69	27
1971	.231	5495	511	1271	213	18	96	477	83	31	72	34
1972	.242	5165	454	1249	171	26	78	420	66	25	57	37
1973	.253	5505	629	1395	183	29	93	595	60	45	59	47
1974	.254	5401	618	1372	203	31	95	550	82	48	119	79
1975	.246	5377	628	1324	195	41	55	572	97	47	220★	108
1976	.235	5385	550	1265	210	23	63	511	92	48	126	80
1977	.255	5410	675	1380	233	40	131	636	74	51	159	89
1978	.259	5472	691	1417	226	28	108	646	72	56	86	69
1979	.282	5550	866★	1563	242	43	164	808★	79	56	100	52
1980	.265	5443	698	1442	236	32	106	655	75	44	91	63
1981	.256	3688	476	944	134	16	97	439	51	30	44	33
1982	.274	5532	814	1518	268	26	186	760	114★	56★	55	53
1983	.260	5640	722	1467	241	22	154	682	68	46	41	39
1984	.249	5470	696	1363	211	30	150	649	65	46	80	51
1985	.251	5442	732	1364	215	31	153	685	99	35	106	51
1986	.255	5433	786	1387	236	36	167	743	91★	61★	109	42
1987	.252	5570	770	1406	257	26	172	709	70	36	125	44
1988	.261	5582	714	1458	258	31	124	660	63	52	86	52
1989	.256	5543	669	1421	207	37	145★	623	54	46	89	40
1990	.260	5570	690	1448	237	27	147	646	58	45	68	43★
1991	.255	5470	653	1396	245	29	115	607	63	31	94	56
1992	.243	5364	579	1306	202	20	88	537	56	40	160	101
1993	.260	5391	684	1399	259	24	114	644	50	46	169	100★
1994	.264	3943	543	1042	178	16	120	518	42	29	65	54
1995	.277	5019	801	1390	252	25	186	761	33	38	57	39
1996	.276	5686	762	1571	256	24	192	727	45	33	53	39
1997	.272	5628	829	1531	279	25	161	775	40	57	126	72
1998	.272	5630	787	1530	314	27	147	739	49	41	93	45
1999	.256	5494	711	1404	248	22	158	673	41	42	71	45
2000	.280	5628	864	1574	309	34	236	837	47	43	93	52
2001	.261	5551	691	1447	275	26	158	662	46	53	116	52
2002	.282★	5678★	851	1603★	333	32	152	811	49★	64	117	51
2003	.268	5487	736	1473	276	33	150	687	50	50	129	61
2004	.282★	5675	836	1603	272	37	162	783	56	41	143★	46
2005	.270	5624	761	1520	278	30	147	726	43	39	161★	57
2006	.274	5609	766	1539	309	29	159	737	31	53	148★	57
2007	.284	5554	822	1578	324	23	123	776	32	65	139	55
2008	.268	5540	765	1486	274	25	159	721	32	50	129	48
2009	.285★	5622	883	1604★	293	33	173	841	43	52	148	63
2010	.248	5488	681	1363	276	19	155	656	42	37	104	52
2011	.253	5513	667	1394	289	34	155	629	50	32	135	52
2012	.274★	5536	767	1518	273	22	187	732	47★	41	134	33
2013	.264	5588	733	1476	270	39★	164	696	37	64★	82	34
2014	.259	5652★	773★	1464	304	31	155	729	26	54	81	39
2015	.246	5417	661	1331	243	21	176	621	37	40	52	34
2016	.260	5431	717	1410	279	20	156	686	36	49	73	34
2017	.243	5415	710	1314	251	14	186	678	17	46	136	44

★Led or tied for League lead



CLUB DESIGNATED HITTERS



	AVG	AB	R	H	TB	2B	3B	HR	RBI	SH	SE	BB	SO	SB	CS
1973	.255	604	88	154	276	27	1	31	100	2	3	90	105	1	2
1974	.240	572	85	137	242	32	2	23	78	1	8	101	110	8	2
1975	.225	579	75	130	195	22	2	13	80	6	13	90	102	24	9
1976	.251	618	66	155	226	29	3	12	77	6	6	58	93	11	7
1977	.242	592	83	143	245	30	3	22	73	3	4	73	104	20	12
1978	.240	604	96	145	256	25	1	28	92	2	9	71	103	13	6
1979	.318	616	110	196	340	31	1	37	134	2	7	80	82	14	6
1980	.310	609	88	189	267	29	2	15	101	1	11	74	74	8	11
1981	.233	407	55	95	170	17	2	18	72	0	6	47	52	4	3
1982	.261	637	85	166	274	25	1	27	103	0	8	61	75	10	4
1983	.257	635	84	163	247	21	0	21	82	2	5	76	138	2	6
1984	.230	613	76	141	253	21	2	29	96	2	1	69	152	8	4
1985	.225	605	88	136	244	27	3	25	97	2	7	84	143	6	5
1986	.249	602	94	150	249	21	3	24	76	1	5	109	142	1	3
1987	.278	630	106	175	300	35	3	28	89	3	3	95	74	3	5
1988	.237	608	91	144	249	20	2	27	80	6	6	91	78	5	4
1989	.277	629	67	174	260	32	3	16	72	1	5	61	105	0	2
1990	.285	617	89	176	280	35	3	21	87	0	7	88	96	2	5
1991	.236	636	67	150	233	28	2	17	73	1	4	48	130	8	5
1992	.247	647	77	160	226	27	3	11	62	4	3	34	102	18	15
1993	.245	624	83	153	269	35	0	27	119	0	1	74	146	5	5
1994	.309	424	74	131	229	18	1	26	84	1	6	72	96	3	2
1995	0.02	530	101	160	252	26	0	22	99	0	10	103	97	5	4
1996	.278	612	80	170	288	26	1	30	106	2	7	94	115	5	2
1997	.237	595	78	141	213	25	1	15	62	3	9	72	107	13	6
1998	.288	565	95	163	278	36	2	25	100	1	10	101	128	2	2
1999	.258	590	66	152	268	29	0	29	106	1	2	51	118	5	1
2000	.275	578	93	159	264	27	0	26	81	1	1	86	96	8	5
2001	.212	572	40	121	163	18	0	8	56	5	6	48	132	8	7
2002	.280	589	93	165	294	43	7	24	86	2	4	46	78	12	3
2003	.256	574	65	147	239	30	1	20	86	1	4	66	99	6	6
2004	.240	575	80	138	233	25	2	22	74	0	5	65	121	9	3
2005	.255	584	78	149	221	26	2	14	69	4	7	54	102	15	5
2006	.294	586	92	172	290	27	2	29	97	0	4	52	98	9	3
2007	.257	591	85	152	231	23	1	18	79	1	4	47	78	6	7
2008	.271	597	83	162	289	21	3	24	89	2	5	98	115	3	0
2009	.296	622	104	184	292	31	1	25	93	3	1	46	99	7	2
2010	.231	559	59	129	209	27	1	17	72	2	5	71	122	1	2
2011	.237	573	68	136	209	25	3	14	70	1	4	87	126	19	7
2012	.273	607	84	166	284	33	2	27	91	0	2	37	139	3	0
2013	.264	602	73	159	249	29	2	19	81	0	4	69	138	4	0
2014	.253	593	72	150	262	27	2	27	97	1	7	47	148	6	8
2015	.235	570	67	134	231	26	1	23	77	1	6	44	103	6	3
2016	.258	594	72	153	262	20	1	29	115	0	6	50	86	10	2
2017	.239	607	58	145	235	18	0	24	102	0	5	42	98	9	1

HUNDRED HOME RUN HALOS

There have been 18 players to connect for 100 home runs or more in an Angels uniform...

1. Tim Salmon (1992-2006) 299
2. Garret Anderson (1994-2008) 272
3. Brian Downing (1978-1990) 222
4. Troy Glaus (1998-2004) 182
5. Vladimir Guerrero (2004-2009) 173
6. **Mike Trout (2011-)** 168
7. Chili Davis (1988-1996) 156
8. Bobby Grich (1977-1986) 154
9. **Albert Pujols (2012-)** 146
10. Don Baylor (1977-1982) 141
11. Doug DeCinces (1982-1987) 130
12. Reggie Jackson (1982-1986) 123
13. Jim Edmonds (1993-1999) 121
14. Wally Joyner (1986-1991, 2001) 117
15. Jim Fregosi (1961-1971) 115
16. Darin Erstad (1996-2006) 114
17. Torii Hunter (2008-2012) 105
18. Jack Howell (1985-90, 1996-97) 100




CLUB PINCH HITTING



	AVG	AB	R	H	2B	3B	HR	RBI	SF	BB	SO	SB
1961	.239	247	21	59	8	0	7	30	2	34	50	0
1962	.166	187	18	31	4	1	5	33	4	32	59	0
1963	.207	193	13	40	4	0	2	21	3	22	49	1
1964	.267	191	19	51	7	1	2	25	2	23	39	0
1965	.202	208	14	42	3	1	1	17	1	25	41	3
1966	.217	203	21	44	5	0	4	23	3	32	52	0
1967	.204	216	23	44	4	0	3	25	1	29	49	0
1968	.215	242	11	52	1	0	2	32	6	30	55	0
1969	.214	201	12	43	5	0	1	25	3	32	41	0
1970	.203	236	13	48	4	0	2	28	7	11	60	0
1971	.231	216	16	50	6	0	4	31	4	27	40	0
1972	.250	172	25	43	5	0	3	38	3	25	38	0
1973	.247	174	23	43	5	0	3	38	4	25	40	1
1974	.214	154	11	33	8	0	1	33	7	25	25	2
1975	.224	107	8	24	7	1	0	27	2	16	30	1
1976	.223	148	13	33	3	1	1	22	1	21	43	0
1977	.248	137	10	34	6	0	3	22	1	18	30	0
1978	.202	99	5	20	1	0	2	22	0	13	23	2
1979	.262	65	6	17	3	1	0	13	1	11	12	1
1980	.282	117	10	33	7	0	2	27	0	14	25	0
1981	.148	54	0	8	1	0	0	5	1	2	10	1
1982	.338	65	9	22	8	0	1	17	1	13	17	1
1983	.277	101	12	28	5	0	4	22	0	7	23	0
1984	.271	129	12	35	6	0	3	17	2	12	26	0
1985	.188	149	13	28	4	1	2	22	0	30	36	1
1986	.256	125	22	32	5	0	4	22	2	27	26	1
1987	.327	147	22	48	7	2	9	35	0	13	32	0
1988	.286	140	20	40	4	2	3	31	4	19	27	0
1989	.206	63	2	13	2	3	1	9	0	3	26	0
1990	.184	98	4	18	0	1	2	10	1	10	21	1
1991	.230	74	7	17	3	0	2	10	0	3	9	1
1992	.233	133	11	31	4	0	3	22	3	17	31	1
1993	.272	103	11	28	2	2	3	15	1	15	24	0
1994	.262	84	11	22	2	0	2	11	0	14	25	0
1995	.252	127	6	32	6	0	1	22	1	7	22	1
1996	.252	127	10	32	4	0	7	20	0	12	21	0
1997	.211	71	9	15	5	0	0	8	1	9	19	0
1998	.200	100	5	20	7	0	0	9	0	12	23	0
1999	.234	111	15	26	6	0	2	11	2	20	35	0
2000	.231	82	12	19	3	0	2	11	2	22	19	1
2001	.245	102	16	25	3	1	4	15	2	7	28	1
2002	.288	118	12	34	6	1	2	20	0	7	27	5
2003	.313	99	14	31	9	0	1	18	0	12	25	2
2004	.260	77	13	20	4	0	2	11	1	7	26	4
2005	.234	77	10	18	6	0	1	12	1	10	16	1
2006	.171	82	13	14	2	3	4	8	1	16	28	2
2007	.250	84	12	34	7	0	2	10	2	13	23	2
2008	.182	66	2	12	2	1	0	13	1	3	12	1
2009	.308	65	11	20	1	0	2	12	0	9	15	1
2010	.171	76	9	13	0	0	0	5	1	12	24	2
2011	.145	76	6	11	2	0	2	9	2	9	21	2
2012	.194	67	7	13	2	0	2	17	1	3	18	2
2013	.225	71	11	16	2	0	3	6	0	12	23	0
2014	.238	105	10	25	6	1	1	17	2	1	28	0
2015	.238	101	8	22	3	0	1	14	1	2	23	0
2016	.171	82	9	14	4	0	1	11	0	13	29	0
2017	.253	99	9	25	5	0	1	19	1	8	27	5

CLUB HISTORY





ANGELS GRAND SLAMS (171)



- 1961** - Lee Thomas at Baltimore, June 6 (Milt Pappas)
Joe Koppe at Cleveland, Aug. 13 (Frank Funk)
Lee Thomas at Kansas City, Sept. 5 (Ed Rakow)
George Thomas vs. Chicago, Sept. 9 (Frank Baumann)
Leon Wagner vs. Washington, Sept. 28 (Johnny Klippstein)
Bob Rodgers vs. Cleveland, Sept. 29 (Barry Latman)
- 1962** - NONE
- 1963** - George Thomas vs. New York, May 1 (Ralph Terry)
Felix Torres at Cleveland, July 29 (Jerry Walker)
- 1964** - Bobby Knoop at New York, May 23 (Bill Stafford)
Willie Smith at Baltimore, July 2 (Stu Miller)
- 1965** - Costen Shockley vs. Boston, May 4 (Dave Morehead)
- 1966** - Jim Fregosi at Baltimore, Sept. 12 (Wally Bunker)
- 1967** - Rick Reichardt at Kansas City, June 25 (John Odum)
Rick Reichardt at Cleveland, Aug. 23 (Ed Connolly)
- 1968** - NONE
- 1969** - Jay Johnstone at Chicago, July 4 (Gary Bell)
- 1970** - Bill Voss vs. Kansas City, Apr. 18 (Wally Bunker)
Jay Johnstone at Detroit, Aug. 25 (Lerrin LaGrow)
- 1971** - Roger Repoz vs. Baltimore, Apr. 24 (Dick Hall)
- 1972** - NONE
- 1973** - NONE
- 1974** - NONE
- 1975** - Lee Stanton at Detroit, June 11 (Bob Reynolds)
Lee Stanton at Milwaukee, June 15 (Ed Rodriguez)
- 1976** - Bobby Bonds vs. Minnesota, May 15, 2nd game (Pete Redfern)
Ron Jackson at Minnesota, July 4, 2nd game (Bill Campbell)
Lee Stanton vs. Texas, July 25 (Steve Foucault)
- 1977** - Joe Rudi at Seattle, Apr. 10 (Glenn Abbott)
Don Baylor at Oakland, July 27 (Paul Mitchell)
- 1978** - Rick Miller vs. Minnesota, Apr. 12 (Gary Serum)
Merv Rettenmund vs. Cleveland, May 6 (Dennis Kinney)
Don Baylor at Chicago, May 18 (Ron Schueler)
Joe Rudi vs. Kansas City, June 27 (Steve Minger)
Joe Rudi at Kansas City, July 5 (Marty Pattin)
Joe Rudi at Milwaukee, July 26 (Bill Travers)
Don Baylor vs. Kansas City, Sept. 10 (Paul Spittorff)
- 1979** - Don Baylor vs. Oakland, Apr. 21 (Bob Lacey)
Joe Rudi at Boston, May 8 (Chuck Rainey)
Dan Ford vs. Detroit, June 8 (John Miller)
Willie Aikens at Toronto, June 13 (Dyar Miller)
Willie Aikens at Toronto, June 14 (Phil Huffman)
Joe Rudi vs. Baltimore, July 7 (Don Stanhouse)
Joe Rudi at Boston, July 23 (Dick Drago)
Don Baylor at Toronto, Aug. 25 (Balor Moore)
- 1980** - Bobby Grich at Detroit, July 29 (Roger Weaver)
- 1981** - Brian Downing at Seattle, Apr. 9 (Glenn Abbott)
- 1982** - Fred Lynn at Cleveland, July 15 (Rick Waits)
Reggie Jackson at Seattle, Aug. 6 (Ed Vande Berg)
Don Baylor at Minnesota, Aug. 11 (Ron Davis)
Brian Downing at Detroit, Aug. 31 (Larry Pashnick)
Brian Downing vs. Chicago, Sept. 6 (Jerry Kosman)
- 1983** - Rod Carew at Oakland, Apr. 9 (Matt Keough)
Fred Lynn vs. Detroit, Apr. 27 (Milt Wilcox)
Daryl Sconiers vs. Detroit, Apr. 27 (Bob James)
Daryl Sconiers at Cleveland, May 8 (Len Barker)
Ellis Valentine at New York, June 2 (Dale Murray)
Ron Jackson at Milwaukee, June 6 (Bob McClure)
Bobby Grich vs. Detroit, July 22 (Doug Bair)
Juan Beniquez at Oakland, Aug. 17 (Mike Warren)
- 1984** - Brian Downing at Oakland, Apr. 15 (Chris Codiroli)
Gary Pettis vs. Seattle, Apr. 28 (Dave Beard)
Reggie Jackson vs. New York, May 28 (Dennis Rasmussen)
- 1985** - Dick Schofield at Oakland, Apr. 12 (Keith Atherton)
Jerry Naron at Toronto, May 15 (Bill Caudill)
Ruppert Jones vs. Cleveland, June 25 (Neal Heaton)
Reggie Jackson vs. Cleveland, June 26 (Bryan Clark)
Jack Howell vs. Baltimore, Aug. 27 (Scott McGregor)
Bobby Grich vs. Cleveland, Sept. 22 (Jamie Easterly)
- 1986** - Brian Downing at Oakland, Apr. 11 (Tim Birtsas)
Wally Joyner vs. Toronto, May 8 (Jim Acton)
Dick Schofield vs. Detroit, May 29 (Dave LaPointe)
George Hendrick at Milwaukee, July 8 (Juan Nieves)
Brian Downing at Oakland, July 31 (Eric Plunk)
Bob Boone at Oakland, July 31 (Eric Plunk)
Dick Schofield vs. Detroit, Aug. 29 (Willie Hernandez)
- 1987** - Doug DeCinces vs. Boston, May 3 (Wes Gardner)
Dick Schofield at Kansas City, June 14 (Bob Shirley)
Devon White vs. Oakland, Aug. 17 (Dave Leipser)
Mark Ryal vs. Texas, Sept. 10 (Dale Mohorcic)
- 1988** - Devon White vs. Chicago, Apr. 12 (Jack McDowell)
- 1989** - Bill Schroeder vs. Milwaukee, May 21 (Bill Wegman)
- 1990** - Wally Joyner vs. Milwaukee, May 27 (Tony Fossas)
Lance Parrish at Detroit, June 17 (Lance McCullers)
Luis Polonia vs. New York, Aug. 14 (Tim Lary)
- 1991** - Wally Joyner at Cleveland, May 10 (Eric King)
Dave Winfield at Toronto, June 1 (Willie Fraser)
Max Venable vs. Kansas City, July 2 (Mark Gubicza)
- 1992** - Lee Stevens vs. Baltimore, Sept. 4 (Rick Sutcliffe)
- 1993** - Chili Davis at Minnesota, June 26 (Willie Banks)
Tim Salmon vs. Seattle, Sept. 15 (Tim Lary)
- 1994** - Chili Davis vs. New York, May 3 (Terry Mulholland)
J.T. Snow vs. Boston, July 18 (Tim Lincecum)
Chili Davis at Texas, July 30 (Brian Bonanomo)
- 1995** - J.T. Snow vs. New York, May 25 (Melido Perez)
Tim Salmon vs. Baltimore, May 29 (Mike Mussina)
Chili Davis vs. Cleveland, July 26 (Dennis Martinez)
- 1996** - Jim Edmonds vs. Milwaukee, Apr. 2 (Ricky Bones)
Mike Aldrete at Seattle, Apr. 15 (Edwin Hurtado)
J.T. Snow vs. Milwaukee, July 27 (Ben McDonald)
Randy Velarde at Baltimore, Aug. 25 (Scott Erickson)
Garret Anderson vs. New York, Aug. 29 (Wally Whitehurst)
- 1997** - Tim Salmon vs. Cleveland, Apr. 4 (Paul Shuey)
Dave Hollins vs. Seattle, July 6 (Josias Manzanillo)
Garret Anderson at Cleveland, July 28 (Orel Hershiser)
- 1998** - Darin Erstad vs. Chicago, May 1 (Tony Castillo)
Garret Anderson vs. Kansas City, May 25 (Tim Belcher)
Cecil Fielder at Arizona, June 9 (Willie Blair)
- 1999** - Tim Salmon at Oakland, Apr. 15 (Kevin Jarvis)
Todd Greene vs. Seattle, Apr. 16 (Jamie Moyer)
Andy Sheets vs. Toronto, Apr. 29 (Roy Halladay)
Mo Vaughn vs. Tampa Bay, May 14 (Bobby Witt)
Matt Walbeck at Los Angeles, June 5 (Chan Ho Park)
- 2000** - Adam Kennedy at Toronto, Apr. 18 (Frank Castillo)
Garret Anderson vs. Kansas City, May 21 (Jeff Fussell)
Tim Salmon vs. Kansas City, June 20 (Jeff Suppan)
Bengie Molina vs. Colorado, July 7 (Scott Karl)
Troy Glaus vs. New York, Aug. 12 (Denny Neagle)
Mo Vaughn at Chicago, Sept. 1 (Lorenzo Barcelo)
Mo Vaughn at Texas, Sept. 24 (Mike Venafro)
- 2001** - Garret Anderson at Colorado, July 8 (Shawn Chacon)
- 2002** - David Eckstein vs. Toronto, Apr. 27 (Scott Cassidy)
David Eckstein vs. Toronto, May 28 (Pedro Martinez)
David Eckstein vs. Cincinnati, June 9 (Joey Hamilton)
Tim Salmon at White Sox, Aug. 6 (Matt Ginter)
Troy Glaus vs. Seattle, Sept. 29 (Ismail Valdes)
- 2003** - Garret Anderson vs. Cleveland, May 8 (Jason Davis)
Scott Spiezo at New York, May 13 (Juan Acevedo)
Brad Fullmer vs. New York Mets, June 14 (Jason Roach)
Scott Spiezo at Minnesota, Sept. 1 (Kenny Rogers)
- 2004** - **Shane Halter vs. Tampa Bay, May 8 (Trevor Miller)**
Chone Figgins at Baltimore, May 14 (Kurt Ainsworth)
B. Molina at Toronto, July 10 (Kerry Litgenberg)
Josh Paul at Tampa Bay, Aug. 19 (Travis Harper)
J. Molina vs. Kansas City, Aug. 25 (Scott Sullivan)
Alfredo Amezaga at Boston, Aug. 31 (Mike Myers)
Alfredo Amezaga at Oakland, Oct. 1 (Joe Blanton)
- 2005** - Juan Rivera at Dodgers, May 20 (Yhency Brazoban)
Garret Anderson at Texas, June 28 (Brian Shouse)
Vladimir Guerrero vs. New York, July 21 (Tom Gordon)
Casey Kotchman vs. Tampa Bay, Aug. 7 (Seth McClung)
Vladimir Guerrero at Oakland, Aug. 9 (Rich Harden)
- 2006** - Juan Rivera vs. Seattle, May 12 (Bobby Livingston)
Vladimir Guerrero vs. Tampa Bay, July 15 (Chad Harville)
- 2007** - Vladimir Guerrero at Kansas City, May 1 (Zack Greinke)
Casey Kotchman at Texas, May 14 (Kevin Millwood)
Gary Matthews vs. Minnesota, June 4 (Jason Miller)
Maicer Izturis vs. Minnesota, Aug. 10 (Scott Baker)
Garret Anderson vs. New York, Aug. 21 (Sean Henn)
- 2008** - Torii Hunter vs. Cleveland, Apr. 7 (walk-off, Joe Borowski)
Mike Napoli vs. Cleveland, Apr. 9 (Paul Byrd)
Jeff Mathis vs. Cleveland, July 23 (Tom Mastny)
Mark Teixeira at New York, Aug. 3 (Edwar Ramirez)
- 2009** - NONE
- 2010** - Bobby Abreu at New York, Apr. 13 (David Robertson)
Kendry Morales vs. Seattle, May 29 (Brandon League)
Hideki Matsui vs. Colorado, June 26 (Aaron Cook)
Brandon Wood vs. Colorado, June 27 (Manuel Corpas)
Mike Napoli vs. Tampa Bay, Aug. 25 (Jeff Niemann)
- 2011** - Vernon Wells at Baltimore, July 22 (Kevin Gregg)
Mark Trumbo vs. Minnesota, Sept. 3 (Brian Duensing)
- 2012** - **Alberto Callaspo at Seattle, May 26 (Felix Hernandez)**
Kendrys Morales at Texas, July 30 (Robbie Ross)
- 2013** - Mike Trout vs. Detroit, Apr. 20 (Rick Porcello)
Chris Nelson at New York, Aug. 15 (Boone Logan)
- 2014** - Mike Trout vs. Chicago White Sox, June 7 (Chris Sale)
- 2015** - Chris Iannetta vs. Detroit, May 28 (Tom Gorzelanny)
Albert Pujols at Oakland, June 19 (Edward Mujica)
Mike Trout vs. Texas, July 26 (Spencer Patton)
Mike Trout at Minnesota, Sept. 17 (A.J. Achter)
- 2016** - Gregorio Petit at Houston Astros, June 20 (Tony Sipp)
C.J. Cron at Boston Red Sox, July 1, 2016 (Steven Wright)
Jeffrey Marte vs. Oakland, Sept. 27, 2016 (Daniel Mendgen)
- 2017** - Andrelton Simmons vs. Toronto, Apr. 22 (Casey Lawrence)
C.J. Cron at New York (N.L.), May 21 (Tommy Milone)
Albert Pujols vs. Minnesota, June 3 (Ervin Santana) - 600th HR
Cliff Pennington vs. Oakland, Aug. 30 (Chris Hatcher)

First grand slam at Anaheim Stadium by Curt Blefary, Baltimore, June 6, 1967.

BOLD - Pinch-hit Grand Slam

CLUB HISTORY



THREE HOME RUNS – INNING



- 9/26/17 - at Chicago (2nd inning)
HR: Phillips, Valbuena, Trout
- 8/2/17 - vs. Philadelphia (3rd inning)
HR: Trout, Cron, Cowart
- 9/3/16 - at Seattle (1st inning - **consecutive**)
HR: Calhoun, Trout, Pujols
- 5/14/16 - at Seattle (7th inning)
HR: Giavotella, Calhoun, Trout
- 5/30/15 - vs. Detroit (2nd inning)
HR: Joyce, Perez, Pujols
- 7/5/14 - vs. Houston (7th inning)
HR: Freese, Pujols, Cron
- 4/13/14 - vs. New York - NL (1st inning)
HR: Trout, Pujols, Ibanez
- 7/10/13 - at Chicago - NL (5th inning)
HR: Pujols, Hamilton, Harris
- 8/30/10 - at Seattle (6th inning)
HR: Bourjos, Abreu, Matsui
- 5/7/10 - at Seattle (4th inning)
HR: Rivera, Kendrick, Budde
- 8/1/09 - at Minnesota (6th inning)
HR: Izturis, Rivera, Morales
- 7/27/09 - vs. Cleveland (2nd inning - **consecutive**)
HR: Rivera, Morales, Napoli
- 9/18/08 - at Oakland (7th inning)
HR: Morales, Napoli, Wood
- 7/7/08* - at Texas (2nd inning)
HR: Mathis, Izturis, Guerrero, Hunter
- 7/30/06 - at Boston (3rd inning)
HR: Cabrera, Guerrero, Rivera
- 9/11/05 - at Chicago (1st inning)
HR: Figgins, Anderson, Erstad
- 5/24/04 - at Toronto (3rd inning - **consecutive**)
HR: Guerrero, Guillen, DaVanon
- 6/03/03 - vs. Montreal in Puerto Rico (1st inning)
HR: DaVanon, Salmon, Glaus
- 7/26/01 - vs. Tampa Bay (1st inning - **consecutive**)
HR: Glaus, Erstad, Anderson
- 6/30/00 - at Oakland (6th inning)
HR: Anderson, Molina, Gil
- 6/24/00 - at Minnesota (2nd inning - **consecutive**)
HR: Anderson, Glaus, Spiezio
- 5/28/00 - at Kansas City (5th inning - **consecutive**)
HR: Erstad; Vaughn, Salmon, Anderson
- 4/21/00 - at Tampa Bay (4th inning)
HR: Vaughn, Salmon, Glaus
- 4/21/00 - at Tampa Bay (9th inning)
HR: Vaughn, Salmon, Glaus
- 7/11/97 - at Oakland (5th inning)
HR: Edmonds, Salmon, Phillips
- 8/11/96 - vs. Kansas City (6th inning)
HR: Arias, Velarde, Davis
- 7/14/90 - vs. Toronto (7th inning)
HR: Winfield, Downing, Bichette
- 10/3/87 - vs. Cleveland (1st inning)
HR: Downing, Joyner, Howell
- 8/16/87 - vs. Oakland (2nd inning)
HR: D. Miller, McLemore, Howell
- 6/29/87 - at Cleveland (7th inning)
HR: Schofield, DeCinces, Joyner
- 9/26/86 - vs. Texas (6th inning)
HR: Pettis, Downing, Hendrick
- 4/26/86 - at Minnesota (9th inning)
HR: Hendrick, R. Jones, Joyner
- 4/24/84 - at Boston (4th inning - **consecutive**)
HR: Re. Jackson, Downing, Grich
- 6/7/83 - vs. Chicago (3rd inning)
HR: Sconiers, Re. Jackson, Lynn
- 6/20/80 - at Boston (3rd inning)
HR: Patek, R. Miller, Thompson
- 8/31/79 - at Cleveland (8th inning)
HR: Aikens, Grich, J. Anderson
- 5/11/77 - vs. Baltimore (2nd inning - **consecutive**)
HR: Bonds, Baylor, Ro. Jackson
- 6/19/76 - vs. Boston (5th inning)
HR: Ro. Jackson, B. Jones, Guerrero
- 4/30/66 - at Boston (8th inning)
HR: Reichardt 2, Knoop
- 7/25/64 - at Kansas City (6th inning)
HR: W. Smith, Rodgers, Perry
- 8/28/62 - at Kansas City (4th inning - **consecutive**)
HR: L. Thomas, Wagner, Rodgers
- 6/20/61 - vs. Boston (5th inning)
HR: Wagner, Averill, Bilko



FIVE & SIX-HIT GAMES IN CLUB ANNALS (59)

Lee ThomasSept. 5, 1961 at K.C.	Chris Turner July 5, 1994 at Bos.
Lee Thomas May 6, 1962 vs. Bal.	Chili Davis May 10, 1995 vs. Tex.
Leon Wagner Apr. 26, 1963 at Bal.	Tony Phillips June 14, 1995 vs. Bos.
Willie Smith July 25, 1964 at K.C.	Rex Hudler May 26, 1996 vs. Bos.
Jose Cardenal May 31, 1966 vs. Cle.	Garret Anderson Sept. 27, 1996 at Tex. (6)
Vic Davalillo Aug. 4, 1968 at Bos.	Darin Erstad June 9, 1998 at Ari.
Tom Satrillano Aug. 11, 1968 at Bal.	Gary DiSarcina June 13, 1998 at Tex.
Vada Pinson Aug. 4, 1972 at K.C.	Gary DiSarcina Sept. 24, 1998 at Oak.
Richie Scheinblum July 28, 1973 at K.C.	Randy Velarde June 24, 1999 at Sea.
Denny Doyle Apr. 30, 1974 at Bos.	Mo Vaughn June 24, 1999 at Sea.
Dave Collins June 20, 1975 vs. Tex.	Mo Vaughn May 24, 2000 at Min.
Bruce Bochte Sept. 15, 1975 at Min.	Tim Salmon July 19, 2002 vs. Sea.
Jerry Remy May 31, 1977 at Cle.	Darin Erstad Aug. 27, 2002 vs. T.B.
Mario Guerrero June 14, 1977 at Min.	Eric Owens Aug. 23, 2003 at Det.
Brian Downing Apr. 15, 1979 at Oak.	Chone Figgins May 14, 2004 at Bal.
Dan Ford Aug. 10, 1979 vs. Sea.	David Eckstein June 2, 2004 vs. Bos.
Dickie Thon May 28, 1980 vs. Tex.	Jose Guillen July 31, 2004 vs. Sea.
Bobby Grich July 13, 1980 at Det.	Chone Figgins June 18, 2007 vs. Hou. (6)
Rick Burleson June 3, 1981 at Tor.	Casey Kotchman July 23, 2008 vs. Clev.
Rod Carew Aug. 21, 1981 vs. Cle.	Kendry Morales Aug. 28, 2009 vs. Oak.
Don Baylor Apr. 13, 1982 vs. Sea.	Howie Kendrick Aug. 25, 2010 vs. T.B.
Rod Carew Apr. 22, 1983 vs. Bal.	Bobby Abreu Apr. 3, 2011 at K.C.
Juan Beniquez May 29, 1984 at N.Y.	Mark Trumbo Sept. 10, 2013 at Tor.
Bob Boone June 17, 1988 at K.C.	Eric Aybar July 3, 2015 at Tex.
Dave Winfield Apr. 13, 1991 at Min.	C.J. Cron July 2, 2016 at Bos. (6)
Luis Polonia May 13, 1991 at Cle.	Carlos Perez July 2, 2016 at Bos.
Dave Gallagher May 19, 1991 at Bal.	Yunel Escobar July 26, 2016 at K.C.
Luis Polonia June 1, 1991 at Tor.	Yunel Escobar Aug. 17, 2016 vs. Sea.
Dave Winfield June 24, 1991 at K.C.	Cameron Maybin May 16, 2017 vs. CWS
Tim Salmon May 13, 1994 at Sea.		



PROSPECTS GRAND SLAMS (92)



- 1961 - Al Smith at Chicago, June 13 (Ron Kline)
Carroll Hardy (BOS) at Wrigley Field, Aug. 25 (Johnny James)
Wayne Causey (KC) at Wrigley Field, Aug. 31 (Jim Donohue)
Al Smith at Chicago, Sept. 17 (Johnny James)
Walt Bond (CLE) at Wrigley Field, Oct. 1 (Ryne Duren)
- 1962 - Brooks Robinson (BAL) at Chavez Ravine, May 6 (Ken McBride)
Ed Charles at Kansas City, May 26 (Dean Chance)
Roger Maris (NY) at Chavez Ravine, Aug. 21 (Jack Spring)
- 1963 - Joe Pepitone (NY) at Chavez Ravine, May 2 (Dean Chance)
Dick Stuart at Boston, May 15 (Bo Belinsky)
Don Zimmer at Washington, July 7 (Paul Foytack)
Lou Clinton (BOS) at Chavez Ravine, July 14 (Paul Foytack)
Fred Whitfield at Cleveland, July 31 (Eli Grba)
- 1964 - Tony Oliva at Minnesota, May 7 (Jack Spring)
Tony Conigliaro (BOS) at Chavez Ravine, June 3 (Dan Osinski)
Lee Thomas at Boston, July 4 (Ken McBride)
Rich Rollins at Minnesota, July 19 (Don Lee)
- 1965 - NONE
- 1966 - Mickey Mantle at New York, July 23 (Marcelino Lopez)
Elston Howard at New York, July 24 (Lou Burdette)
Fred Valentine at Washington, July 27 (Clyde Wright)
- 1967 - Curt Blefary (BAL) at Anaheim, June 6 (Lou Burdette)
Paul Casanova at Chicago, July 30 (Jim Coates)
- 1968 - Tom McCraw (CHI) at Anaheim, May 7 (Sammy Ellis)
Davey Johnson at Baltimore, June 5 (Clyde Wright)
Ken Harrelson at Boston, June 13 (Andy Messersmith)
- 1969 - Sal Bando at Oakland, Apr. 16 (George Brunet)
Rick Monday (OAK) at Anaheim, Apr. 30 (George Brunet)
Mickey Stanley at Detroit, May 23 (Andy Messersmith)
Fred Talbot at Seattle, July 1 (Eddie Fisher)
- 1970 - Brent Aleya (BAL) at Anaheim, Apr. 15 (Andy Messersmith)
Leo Cardenas at Minnesota, Sept. 15 (Tom Bradley)
- 1971 - Carlos May at Chicago, Sept. 18 (Tom Murphy)
- 1972 - Eric Soderholm at Minnesota, June 26 (Eddie Fisher)
John Briggs at Milwaukee, July 14 (Nolan Ryan)
John Mayberry (KC) at Anaheim, Sept. 20 (Rudy May)
- 1973 - Danny Walton at Minnesota, Apr. 17 (Steve Barber)
Bobby Darwin (NY) at Anaheim, May 26 (Nolan Ryan)
Jeff Burroughs at Texas, July 26 (Bill Singer)
Dick Green (OAK) at Anaheim, Aug. 5 (Steve Barber)
Joe Lahoud (MIL) at Anaheim, Aug. 22 (Aurelio Montagueudo)
- 1974 - Jeff Burroughs (TEX) at Anaheim, Apr. 9 (Skip Lockwood)
George Hendrick at Cleveland, Apr. 28 (Dick Selma)
Hal Sudakis at New York, June 11 (Dick Lange)
Sal Bando at Oakland, June 24 (Barry Zucko)
Hal McRae at Kansas City, Sept. 26 (Chuck Dobson)
- 1975 - Sal Bando at Oakland, May 7 (Chuck Dobson)
Mike Cubbage (TEX) at Anaheim, May 20 (Bill Singer)
Frank White (KC) at Anaheim, June 25 (Luis Quintana)
- 1976 - Rod Carew at Minnesota, July 4 (Sid Monge)
Charlie Spikes at Cleveland, July 22 (Frank Tanana)
- 1977 - Bucky Dent at New York, May 3 (Mike Cuellar)
Mike Jorgensen (OAK) at Anaheim, July 2 (Dave LaRoche)
Ken Singleton (BAL) at Anaheim, Aug. 6 (Ken Brett)
Pat Kelly at Baltimore, Aug. 29 (Nolan Ryan)
- 1978 - Leon Roberts at Seattle, Aug. 12 (Chris Knapp)
- 1979 - Lee May at Baltimore, May 5 (Don Aase)
Andre Thornton at Cleveland, Sept. 1 (Jim Barr)
- 1980 - NONE
- 1981 - Roy Smalley (MIN) at Anaheim, Apr. 18 (Bill Travers)
Doug DeGinces at Baltimore, Aug. 27 (Don Aase)
- 1982 - Steve Kemp (CHI) at Anaheim, June 19 (Luis Sanchez)
- 1983 - Tony Bernazard (SEA) at Anaheim, Aug. 13 (Ken Forsch)
- 1984 - Kent Hrbek at Minnesota, Apr. 16 (John Curtis)
Lloyd Moseby at Toronto, Apr. 20 (Mike Witt)
Wayne Gross (BAL) at Anaheim, May 27 (Mike Witt)
Dwight Evans at Boston, July 15 (Bruce Kison)
Bill Buckner (BOS) at Anaheim, July 21 (Curt Kaufman)
Randy Bush at Minnesota, July 28 (Jim Slaton)
Chet Lemon (DET) at Anaheim, Aug. 25 (Curt Kaufman)
Darryl Motley at Kansas City, Sept. 24 (Frank LaCorte)
- 1985 - Dave Collins (OAK) at Anaheim, Aug. 17 (Mike Witt)
Eddie Murray (BAL) at Anaheim, Aug. 26 (Alan Fowlkes)
- 1986 - Jim Presley at Seattle, Apr. 8 (Ken Forsch)
Tony Tartabull (SEA) at Anaheim, Apr. 15 (Don Sutton)
Rich Gedman (BOS) at Anaheim, July 25 (Vern Ruhle)
Pete Incaviglia (TEX) at Anaheim, Sept. 28 (Mike Witt)
- 1987 - Tony Phillips (OAK) at Anaheim, Apr. 20 (Gary Lucas)
Matt Nokes (DET) at Anaheim, Apr. 30 (Mike Cook)
Tony Bernazard (CLE) at Anaheim, June 10 (John Candelaria)
Mike Kingery (SEA) at Anaheim, Aug. 2 (Kirik McCaskill)
Mike Pagliarulo at New York, Sept. 4 (Kirik McCaskill)
- 1988 - Mark McGwire at Oakland, Aug. 11 (DeWayne Buice)
Pete O'Brien (TEX) at Anaheim, Sept. 18 (Bryan Harvey)
- 1989 - Jeffrey Leonard at Seattle, Apr. 14 (Mike Witt)
Bo Jackson (KC) at Anaheim, Sept. 27 (Willie Fraser)
- 1990 - Darryl Hamilton at Milwaukee, July 8 (Mark Eichhorn)
- 1991 - Randy Milligan at Baltimore, July 23 (Bryan Harvey)
Craig Greenbeck (CHI) at Anaheim, Sept. 15 (Kyle Abbott)
Tim Spehr at Kansas City, Sept. 29 (Jim Abbott)
- 1992 - Tim Lincecum (SEA) at Anaheim, Apr. 25 (Joe Grahe)
Albert Belle at Cleveland, July 8 (Joe Grahe)
- 1993 - Kirk Gibson (DET) at Anaheim, Apr. 9 (Scott Sanderson)
Joe Carter at Toronto, June 8 (Darryl Scott)
Juan Gonzales (TEX) at Anaheim, June 17 (Ken Patterson)
George Bell (CHI) at Anaheim, June 20 (Russ Springer)
Julio Franco at Texas, Aug. 10 (Phil Leftwich)
Dave Henderson at Oakland, Oct. 1 (Mark Holmzer)
- 1994 - Matt Nokes at New York, Apr. 25 (Mark Leiter)
Dick Schofield at Toronto, May 28 (Mark Langston)
Kirk Gibson (DET) at Anaheim, June 11 (Mike Butcher)
Hubie Brooks at Kansas City, Aug. 13 (Bob Patterson)
Cal Ripken Jr. at Baltimore, July 3 (Brian Anderson)
- 1995 - Reggie Jefferson (BOS) at Anaheim, May 26 (Mike Butcher)
Mark McGwire at Oakland, June 30 (Lee Smith)
Matt Mieske (MIL) at Anaheim, July 9 (Chuck Finley)
Albert Belle at Cleveland, July 18 (Lee Smith)
Mike Blowers (SEA) at Anaheim, Aug. 3 (Mike Butcher)
- 1996 - Dan Wilson at Seattle, Apr. 16 (Jim Abbott)
Mark McGwire at Oakland, May 1 (Phil Leftwich)
Chuck Knoblauch at Minnesota, June 5 (Mark Eichhorn)
Gerónimo Berroa (OAK) at Anaheim, June 27 (Shad Williams)
Matt Stairs at Oakland, July 5 (Ryan Hancock)
Tony Clark at Detroit, Aug. 1 (Greg Gohr)
Johnny Damon (KC) at Anaheim, Aug. 10 (Jim Abbott)
- 1997 - Cal Ripken (BAL) at Anaheim, May 6 (Pep Harris)
Rich Aurilia (SF) at Anaheim, June 14 (Allen Watson)
Marcus Grissom (CLE) at Anaheim, Aug. 27 (Allen Watson)
Bobby Higginson at Detroit, Sept. 5 (Allen Watson)
Lee Stevens (TEX) at Anaheim, Sept. 26 (Mike Holtz)
- 1998 - Yamil Benitez at Arizona, June 9 (Chuck Finley)
- 1999 - Brady Anderson (BAL) at Anaheim, May 27 (Mike Magnante)
Devon White at Los Angeles, June 5 (Tim Lincecum)
Rafael Palmeiro at Texas, July 22 (Steve Sparks)
- 2000 - Brad Fullmer at Toronto, Apr. 18 (Lota Toks)
Darrin Fletcher at Toronto, Apr. 20 (Kent Mercker)
Royce Clayton at Texas, May 12 (Scott Schoeneweis)
Ben Grieve at Oakland, July 22 (Brian Cooper)
Roberto Alomar (CLE) at Anaheim, Aug. 27 (Mark Petkovsek)
- 2001 - John Olerud at Seattle, Apr. 21 (Jarrod Washburn)
Doug Mirabeli (SF) at Anaheim, May 23 (Scott Schoeneweis)
Corey Koskie at Minnesota, Sept. 8 (Pat Rapp)
- 2002 - Mark McLemore at Seattle, Apr. 22 (Scott Schoeneweis)
Raul Ibanez at Kansas City, July 14 (Ramón Ortiz)
- 2003 - Vernon Wells at Toronto, May 3 (Ben Weber)
Brian Roberts (BAL) at Anaheim, May 22 (Troy Percival)
Brian Rigney at Baltimore, May 28 (Ramón Ortiz)
Jose Reyes (NYM) at Anaheim, June 15 (Jarrod Washburn)
Bret Boone at Seattle, June 17 (Kevin Appier)
Tony Batista at Baltimore, July 18 (Jarrod Washburn)
David Segui at Baltimore, July 20 (Francisco Rodriguez)
Sandy Valdes at Seattle, Sept. 13 (Francisco Rodriguez)
Miguel Tejada (OAK) at Anaheim, Sept. 15 (Ramón Ortiz)
Hank Blalock at Texas, Sept. 20 (Aaron Sele)
- 2004 - Brandon Inge at Detroit, Apr. 27 (Scott Shields)
- 2005 - Alex Rodriguez at New York, Apr. 26 (Bartolo Colon)
Randy Winn (SEA) at Anaheim, July 8 (Joel Peralta)
Miguel Tejada at Baltimore, Aug. 23 (Francisco Rodriguez)
- 2006 - Nick Swisher at Oakland, Apr. 22 (Jeff Weaver)
Travis Hafner at Cleveland, June 3 (Brendan Donnelly)
Richie Sexson (SEA) at Anaheim, June 10 (John Lackey)
Mark DeRosa (TEX) at Anaheim, Aug. 4 (John Lackey)
Nelson Cruz at Texas, Aug. 16 (Kevin Gregg)
- 2007 - **Ben Broussard (SEA) at Anaheim, Apr. 21 (Scott Shields)**
David Ortiz at Boston, Aug. 18 (Jered Weaver)
Hank Blalock (TEX) at Anaheim, Sept. 2 (Scott Shields)
- 2008 - Ben Broussard (TEX) at Anaheim, Apr. 4 (Dustin Moseley)
Carlos Quentin (CWS) at Anaheim, May 14 (Scott Shields)
Mark Ellis June 8, 2008 at Oakland (walk-off, C. Bootcheck)
- 2009 - Ichiro Suzuki at Seattle, Apr. 15 (Jason Bulger)
Jason Kubel at Minnesota, Apr. 17 (Jason Bulger)
Clete Thomas at Detroit, June 7 (Jason Bulger)
- 2010 - Brennan Boesch at Detroit, Apr. 30 (Joel Pineiro)
Brad Penny at St. Louis, May 21 (Joe Pineiro)
Ryan Braun (MIL) at Anaheim, June 14 (Joe Saunders)
Vladimir Guerrero (TEX) at Anaheim, June 10 (Scott Kazmir)
Rajai Davis at Oakland, July 10 (Scott Kazmir)
Marco Scutaro (BOS) at Anaheim, July 28 (Fernando Rodney)
Ryan Kalish at Boston, Aug. 17 (Jered Weaver)
Lou Marson (CLE) at Anaheim, Sept. 7 (Francisco Rodriguez)
- 2011 - Connor Jackson at Oakland, July 10 (Joel Pineiro)
Michael Cuddyer (MIN) at Anaheim, July 3 (H. Takahashi)
Robinson Cano at New York, Aug. 11 (Johan Santana)
Adam Lind at Toronto, Aug. 13 (Jered Weaver)
David Murphy at Texas, Aug. 26 (Dan Haren)
- 2012 - Nelson Cruz at Texas, May 13 (Jered Weaver)
- 2013 - Chris Hermann (MIN) at Anaheim, July 23 (Ernesto Frieri)
Alfonso Soriano at New York (AL), Aug. 14 (Jered Weaver)
Anthony Gose at Toronto, Sept. 9 (Jerome Williams)
Matt Dominguez at Houston, Sept. 13 (Cory Rasmus)
- 2014 - Brandon Moss (OAK) at Oakland, May 30 (Garrett Richards)
Nick Swisher at Cleveland, June 19 (Ernesto Frieri)
Omar Infante at Kansas City, June 27 (Matt Shoemaker)
Chris Carter (HOU) at Anaheim, July 5 (Hector Santiago)
- 2015 - Yan Gomez (CLE) at Cleveland, May 29 (Garrett Richards)
Abraham Almonte (CLE) at Cleveland, May 30 (Jered Weaver)
- 2016 - Ian Kinsler (DET) vs. Detroit, May 31 (Cam Bedrosian)
Coco Crisp (OAK) vs. Oakland, June 26 (Hector Santiago)
Seth Smith (SEA) vs. Seattle, Sept. 13 (Mike Morin)
- 2017 - Manny Machado (BAL) at Baltimore, Aug. 18 (Keynan Middleton)
Manny Machado (BAL) vs. Baltimore, Aug. 7 (J.C. Ramirez)
Steve Pearce (TOR) at Toronto, July 30 (Bud Norris)
Edwin Encarnacion at Cleveland, July 25 (Bud Norris)
Bradley Zimmer at Cleveland, July 25 (Jesse Chavez)

BOLD - Pinch-hit Grand Slam

CLUB HISTORY



ANGELS MISC. HOME RUNS



PINCH-HIT HOME RUNS (131)

- 1961 — (7)...Steve Bilko, Ken Hunt, Ted Kluszewski, Albie Pearson, Del Rice, Lee Thomas and Leon Wagner
- 1962 — (5)...Earl Averill, Tom Burgess, Ed Sadowski, Tom Satriano and Leon Wagner
- 1963 — (2)...Hank Foiles and Frank Kostro
- 1964 — (2)...Jim Fregosi and Tom Satriano
- 1965 — (1)...Julio Gotay
- 1966 — (4)...Joe Adcock (3) and Jose Cardenal
- 1967 — (3)...Jimmie Hall, Jay Johnstone and John Werhas
- 1968 — (2)...Ed Kirkpatrick and Roger Repoz
- 1969 — (1)...Billy Cowan
- 1970 — (2)...Billy Cowan and Jay Johnstone
- 1971 — (4)...Jim Fregosi, Syd O'Brien, Roger Repoz and Tom Reynolds
- 1972 — (3)...Jack Hiatt, Syd O'Brien and John Stephenson
- 1973 — (3)...Mike Epstein, Winston Llenas and Frank Robinson
- 1974 — (2)...Charlie Sands and Winston Llenas
- 1975 — (1)...Adrian Garrett
- 1976 — (1)...Ron Jackson
- 1977 — (3)...Ike Hampton and Tony Solaita (2)
- 1978 — (2)...**Merv Rettenmund** and **Joe Rudi**
- 1980 — (2)...Al Cowens and Jason Thompson
- 1981 — NONE
- 1982 — (1)...Rod Carew
- 1983 — (4)...Daryl Sconiers (2), Rob Wilfong and Reggie Jackson
- 1984 — (3)...Jerry Narron (2) and Daryl Sconiers
- 1985 — (2)...Juan Beniquez and **Jerry Narron**
- 1986 — (4)...Ruppert Jones (2), Bobby Grich and Mark Ryal
- 1987 — (9)...George Hendrick (3), Jack Howell (2), Ruppert Jones (2) and **Mark Ryal** (2)
- 1988 — (3)...Tony Armas, George Hendrick and Johnny Ray

- 1989 — (1)...Claudell Washington
- 1990 — (2)...Jack Howell and Dave Winfield
- 1991 — (2)...Bobby Rose and Max Venable
- 1992 — (3)...Bobby Rose, Gary Gaetti and Damion Easley
- 1993 — (3)...Torey Lovullo and Greg Myers (2)
- 1994 — (2)...Dwight Smith and Bo Jackson
- 1995 — (1)...Eduardo Perez
- 1996 — (7)...Jack Howell (4), Mike Aldrete (2) and Jim Edmonds
- 1997 — NONE
- 1998 — NONE
- 1999 — (2)...Todd Greene and Matt Luke
- 2000 — (2)...Scott Spiezio (2)
- 2001 — (4)...Shawn Wooten (2), Orlando Palmeiro and Bengie Molina
- 2002 — (2)...Jeff DaVanon and Julio Ramirez
- 2003 — (1)...Adam Kennedy
- 2004 — (2)...**Shane Halter** and Andres Galarraga
- 2005 — (1)...Dallas McPherson
- 2006 — (4)...Tim Salmon (2), Robb Quinlan and Dallas McPherson
- 2007 — (2)...Robb Quinlan and Brandon Wood
- 2008 — NONE
- 2009 — (2)...Gary Matthews Jr. and Kendrys Morales
- 2010 — NONE
- 2011 — (2)...Russell Branyan (2)
- 2012 — (2)...**Alberto Callaspo** and Kendrys Morales
- 2013 — (3)...Hank Conger, Grant Green and Chris Iannetta
- 2014 — (1)...David Freese
- 2015 — (2)...C.J. Cron and Jett Bandy
- 2016 — (1)...Jeffrey Marte
- 2016 — (1)...C.J. Cron
- BOLD - Grand Slam**

INSIDE-THE-PARK HOME RUNS (26)

- 1962 — Jim Fregosi, Sept. 19 vs. Baltimore (Steve Barber)
- 1963 — Jim Fregosi, Sept. 6 vs. Kansas City (Dave Wickersham)
- 1964 — Buck Rodgers, Sept. 7 vs. Boston (Dick Radatz)
- 1966 — Paul Schaal, Aug. 2 vs. New York (Hal Reniff)
Jose Cardenal, Aug. 30 vs. Boston (Roland Sheldon)
- 1967 — Rick Reichardt, June 25 at Kansas City (John Odom)
Jose Cardenal, Aug. 13 at Boston (Jim Lonborg)
- 1969 — Sandy Alomar, June 23 vs. Minnesota (Dick Woodson)
Rick Reichardt, Sept. 24 vs. Seattle (Gene Brabender)
- 1971 — Ken McMullen, Sept. 5 at Milwaukee (Skip Lockwood)
- 1972 — Leo Cardenas, July 15 at Milwaukee (Gary Ryerson)
- 1973 — Rudy Meoli, July 28 at Kansas City (Gene Garber)
- 1976 — Dave Collins, Sept. 23 vs. Texas (Tommy Boggs)
- 1977 — Bobby Bonds, Aug. 3 vs. New York (Ron Guidry)
- 1983 — Gary Pettis, Sept. 27 vs. Toronto (Luis Leal)
- 1984 — Rob Picciolo, July 4 at Toronto (Dave Stieb)
- 1987 — Gary Pettis, Apr. 22 vs. Oakland (Curt Young)
- 1990 — Luis Polonia, Aug. 14 vs. New York (Tim Learsy)
- 1991 — Luis Polonia, Aug. 9 vs. Oakland (Dave Stewart)
- 1996 — Darin Erstad, Sept. 6 at Minnesota (Brad Radke)
- 1997 — Darin Erstad, May 24 at Toronto (Woody Williams)
- 2006 — Vladimir Guerrero, May 26 vs. Baltimore (Todd Williams)
Dallas McPherson, June 17 vs. San Diego (Jake Peavy)
Chone Figgins, Sept. 29 vs. Oakland (Kiko Calero)
- 2007 — Gary Matthews Jr., June 17 at Los Angeles-NL (Brett Tomko)
- 2012 — Peter Bourjos, Apr. 11 at Minnesota (Carl Pavano)

HOME RUN IN FIRST AT-BAT AS ANGEL (10)

- Ted Kluszewski, Apr. 11, 1961
- Bob Cerv, Apr. 11, 1961
- Don Rose, May 24, 1972 (1st Major League at-bat)
- Frank Robinson, Apr. 6, 1973
- Dave Macheher, June 21, 1978 (1st Major League at-bat)
- Mark Ryal, Sept. 2, 1986
- Claudell Washington, Apr. 4, 1989
- Dave Parker, Apr. 9, 1991
- Von Hayes, Apr. 7, 1992
- Mike Napoli, May 4, 2006 (1st Major League at-bat)

HOME RUN IN FIRST GAME AS ANGEL (27)

- Ted Kluszewski, Apr. 11, 1961
- Bob Cerv, Apr. 11, 1961
- Lou Clinton, June 5, 1964
- Vic Power, June 14, 1964
- Don Mincher, Apr. 11, 1967
- Woody Held, June 16, 1967
- Ken McMullen, Apr. 28, 1970
- Billy Parker, Sept. 9, 1971
- Bob Oliver, May 7, 1972
- Frank Robinson, Apr. 6, 1973
- Richie Scheinblum, June 16, 1973
- Orlando Alvarez, May 13, 1976
- Joe Rudi, Apr. 6, 1977
- Dave Macheher, June 21, 1978
- Mark Ryal, Sept. 2, 1986
- Claudell Washington, Apr. 4, 1989
- Dave Parker, Apr. 9, 1991
- Von Hayes, Apr. 7, 1992
- Rene Gonzales, Apr. 12, 1992
- J.T. Snow, Apr. 6, 1993
- Eduardo Perez, July 27, 1993
- Andy Allanson, Apr. 26, 1995
- Mike Napoli, May 4, 2006
- Kendrys Morales, May 23, 2006
- Hideki Matsui, Apr. 5, 2010
- Paul McNulty, July 4, 2010
- Carlos Perez, May 5, 2015



CAREER LEADERS PITCHING



COMBINED ERA ★

1. Dean Chance	2.83
2. Nolan Ryan	3.07
3. Frank Tanana	3.08
4. George Brunet	3.13
5. Clyde Wright	3.28
6. Jered Weaver	3.55
7. Rudy May	3.67
8. Chuck Finley	3.72
9. Mike Witt	3.76
10. John Lackey	3.81

WINS

1. Chuck Finley	165
2. Jered Weaver	150
3. Nolan Ryan	138
4. Mike Witt	109
5. Frank Tanana	102
John Lackey	102
7. Ervin Santana	96
8. Mark Langston	88
9. Clyde Wright	87
10. Kirk McCaskill	78

LOSSES

1. Chuck Finley	140
2. Nolan Ryan	121
3. Mike Witt	107
4. Jered Weaver	93
5. Clyde Wright	85
6. Ervin Santana	80
7. Frank Tanana	78
8. Rudy May	76
9. Mark Langston	74
Kirk McCaskill	74
Jim Abbott	74

GAMES

1. Troy Percival	579
2. Scot Shields	491
3. Chuck Finley	436
4. Francisco Rodriguez	408
5. Jered Weaver	322
6. Kevin Jepsen	315
7. Mike Witt	314
8. Dave LaRoche	304
9. Mike Holtz	301
10. Nolan Ryan	291

STARTS

1. Chuck Finley	379
2. Jered Weaver	322
3. Nolan Ryan	288
4. Mike Witt	272
5. John Lackey	233
Ervin Santana	233
7. Frank Tanana	218
8. Mark Langston	210
9. Kirk McCaskill	189
Clyde Wright	189

COMPLETE GAMES

1. Nolan Ryan	156
2. Frank Tanana	92
3. Mike Witt	70
4. Chuck Finley	57
5. Clyde Wright	51
6. Dean Chance	48
7. Andy Messersmith	42
Geoff Zahn	42
9. Rudy May	35
Bill Singer	35

SHUTOUTS

1. Nolan Ryan	40
2. Frank Tanana	24
3. Dean Chance	21
4. George Brunet	14
Chuck Finley	14
6. Geoff Zahn	13
7. Rudy May	12
8. Kirk McCaskill	11
Andy Messersmith	11
10. Mike Witt	10

SAVES-(BLOWN SAVES)-RATE

1. Troy Percival	316 (50)	86.3%
2. Francisco Rodriguez	208 (33)	86.3%
3. Bryan Harvey	126 (28)	81.8%
4. Ernesto Frieri	71 (10)	87.7%
Brian Fuentes	71 (11)	86.6%
6. Huston Street	66 (10)	86.8%
7. Dave LaRoche	65 (22)	74.7%
8. Donnie Moore	61 (21)	74.4%
9. Bob Lee	58 (20)	74.4%
10. Joe Grahe	45 (11)	80.4%

STARTERS ERA

1. Dean Chance	2.86
2. Andy Messersmith	2.94
3. Nolan Ryan	3.05
4. Frank Tanana	3.08
5. George Brunet	3.12
6. Clyde Wright	3.27
7. Jim McGlothlin	3.29
8. GARRETT RICHARDS	3.42
9. Fred Newman	3.44
10. Jered Weaver	3.55

INNINGS PITCHED

1. Chuck Finley	2,675
2. Nolan Ryan	2,181.1
3. Jered Weaver	2,025
4. Mike Witt	1,965.1
5. Frank Tanana	1,615.1
6. John Lackey	1,501
7. Ervin Santana	1,475.2
8. Mark Langston	1,445.1
9. Clyde Wright	1,403.1
10. Dean Chance	1,236.2

HITS

1. Chuck Finley	2,544
2. Mike Witt	1,932
3. Jered Weaver	1,861
4. Nolan Ryan	1,520
5. John Lackey	1,519
6. Frank Tanana	1,461
7. Ervin Santana	1,444
8. Mark Langston	1,341
9. Clyde Wright	1,310
10. Kirk McCaskill	1,191

HOME RUNS

1. Chuck Finley	254
2. Jered Weaver	246
3. Ervin Santana	203
4. Mike Witt	167
5. John Lackey	151
6. Jarrod Washburn	150
7. Frank Tanana	146
8. Mark Langston	145
9. Ramon Ortiz	136
10. Nolan Ryan	115

BASES ON BALLS

1. Nolan Ryan	1,302
2. Chuck Finley	1,118
3. Mike Witt	656
4. Mark Langston	551
5. Jered Weaver	539
6. Rudy May	484
7. Ervin Santana	475
8. Dean Chance	462
9. Clyde Wright	449
10. Kirk McCaskill	448

STRIKEOUTS

1. Nolan Ryan	2,416
2. Chuck Finley	2,151
3. Jered Weaver	1,598
4. Mike Witt	1,283
5. Frank Tanana	1,233
6. John Lackey	1,201
7. Ervin Santana	1,167
8. Mark Langston	1,112
9. Dean Chance	857
10. Rudy May	844

MOST SO/9 IP *

1. Ernesto Frieri	12.62
2. Francisco Rodriguez	11.70
3. Jordan Walden	10.83
4. Bryan Harvey	10.68
5. Troy Percival	10.43
6. CAM BEDROSIAN	10.33
7. Nolan Ryan	9.97
8. Jason Bulger	9.44
9. Brendan Donnelly	9.00
10. Fernando Salas	8.84

FEWEST HITS/9 IP *

1. Troy Percival	6.03
2. Francisco Rodriguez	6.08
3. Ken Tatum	6.12
4. Nolan Ryan	6.27
5. Bryan Harvey	6.41
6. Andy Messersmith	6.53
7. Bob Lee	6.62
8. Ernesto Frieri	6.66
9. Michael Kohn	6.85
10. Mark Clear	7.02

LOWEST WHIP *

1. Ken Tatum	1.05
2. Joe Smith	1.08
3. Bob Lee	1.09
4. Troy Percival	1.10
5. Art Fowler	1.11
6. Francisco Rodriguez	1.11
7. Bryan Harvey	1.12
8. Fernando Salas	1.13
Tom Morgan	1.13
10. Andy Messersmith	1.14

RELIEF ERA *

1. Bob Lee	1.97
2. Scott Downs	2.10
3. Ken Tatum	2.16
4. Francisco Rodriguez	2.35
5. Bryan Harvey	2.49
6. Greg Minton	2.66
7. Donnie Moore	2.75
8. Dan Aase	2.76
9. Mark Eichorn	2.81
10. Lloyd Allen	2.82

FEWEST BB/9 IP *

1. Paul Hartzell	2.14
2. Fernando Salas	2.20
3. Ken Forsch	2.24
4. Tom Morgan	2.27
Fred Newman	2.27
6. Mark Eichhorn	2.31
7. Minnie Rojas	2.34
8. Frank Tanana	2.35
9. Joe Smith	2.38
10. Jered Weaver	2.40
Geoff Zahn	2.40

FEWEST HR/9 IP *

1. Mark Eichhorn	0.32
Mark Clear	0.32
3. Greg Minton	0.35
4. Dean Chance	0.44
5. Fernando Rodney	0.45
6. Nolan Ryan	0.47
7. Lloyd Allen	0.49
Paul Hartzell	0.49
Scott Downs	0.49
10. Kevin Jepsen	0.51

RELIEF WINS

1. Scot Shields	42
2. Dave LaRoche	34
3. Shigetoshi Hasegawa	30
4. Troy Percival	29
5. Luis Sanchez	28
6. Francisco Rodriguez	23
Brendan Donnelly	23
8. Mark Clear	22
9. Minnie Rojas	21
10. Eddie Fisher	19
Bob Lee	19
Donnie Moore	19
Ben Weber	19

ALL CAPS/BOLD — Current Angel

★ Minimum of 1000 IP

Minimum of 90 starts

* Minimum of 100 games



SINGLE-SEASON PITCHING



ERA

(based on min. of 162 IP)

1.	Dean Chance	1.65	1964★
2.	Nolan Ryan	2.28	1972
3.	Chuck Finley	2.40	1990
4.	Jered Weaver	2.41	2011
5.	Frank Tanana	2.43	1976
6.	Andy Messersmith	2.52	1969
7.	Frank Tanana	2.54	1977★
8.	George Brunet	2.56	1965
9.	Chuck Finley	2.57	1989
10.	Rickey Clark	2.59	1967

WINS

1.	Nolan Ryan	22	1974
	Clyde Wright	22	1970
3.	Bartolo Colon	21	2005★
	Nolan Ryan	21	1973
5.	Jered Weaver	20	2012H
	Bill Singer	20	1973
	Andy Messersmith	20	1971
	Dean Chance	20	1964★
9.	John Lackey	19	2007
	Mark Langston	19	1991
	Nolan Ryan	19	1977
	Frank Tanana	19	1976
	Nolan Ryan	19	1972

LOSSES

1.	Kirk McCaskill	19	1991★
	Frank Tanana	19	1974
	Clyde Wright	19	1973
	George Brunet	19	1967★
5.	Jim Abbott	18	1996★
	Nolan Ryan	18	1976
	Dean Chance	18	1963
8.	Mark Langston	17	1990
	Rudy May	17	1973
	Tom Murphy	17	1971
	Clyde Wright	17	1971
	George Brunet	17	1968★
	Dean Chance	17	1966

GAMES

1.	Scot Shields	78	2005
2.	Joe Smith	76	2014
	Francisco Rodriguez	76	2008★
4.	Dane De La Rosa	75	2013
5.	Kevin Jepsen	74	2014
	Scot Shields	74	2006
7.	Fernando Salas	72	2015
	Fernando Rodney	72	2010
	Minnie Rojas	72	1967
10.	BLAKE PARKER	71	2017
	Scot Shields	71	2007

STARTS

1.	Nolan Ryan	41	1974
2.	Bill Singer	40	1973
3.	Nolan Ryan	39	1976
	Nolan Ryan	39	1973
	Nolan Ryan	39	1972
	Clyde Wright	39	1970
7.	Andy Messersmith	38	1971
	Tom Murphy	38	1970
9.	Nolan Ryan	37	1977
	Clyde Wright	37	1971
	George Brunet	37	1967
	Dean Chance	37	1966

COMPLETE GAMES

1.	Nolan Ryan	26	1974
	Nolan Ryan	26	1973
3.	Frank Tanana	23	1976
4.	Nolan Ryan	22	1977★
5.	Nolan Ryan	21	1976
6.	Frank Tanana	20	1977
	Nolan Ryan	20	1972
8.	Bill Singer	19	1973
9.	Nolan Ryan	17	1979
	Ed Figueroa	16	1975
	Frank Tanana	16	1975

SHUTOUTS

1.	Dean Chance	11	1964★
2.	Nolan Ryan	9	1972★
3.	Frank Tanana	7	1977★
	Nolan Ryan	7	1976★
5.	Jim McGlothlin	6	1967

SAVES

1.	Francisco Rodriguez	62	2008★
2.	Brian Fuentes	48	2009★
3.	Francisco Rodriguez	47	2006★
4.	Bryan Harvey	46	1991★
5.	Francisco Rodriguez	45	2005★
6.	Troy Percival	42	1998
7.	Huston Street	40	2015
	Francisco Rodriguez	40	2007
	Troy Percival	40	2002
10.	Troy Percival	39	2001

INNINGS PITCHED

1.	Nolan Ryan	332.2	1974★
2.	Nolan Ryan	326	1973
3.	Bill Singer	315.2	1973
4.	Nolan Ryan	299	1977
5.	Frank Tanana	288.1	1976
6.	Nolan Ryan	284.1	1976
7.	Nolan Ryan	284	1972
8.	Dean Chance	278.1	1964★
9.	Andy Messersmith	276.2	1971
	Clyde Wright	276.2	1971

HOME RUNS

1.	Ramon Ortiz	40	2002★
	Shawn Boskie	40	1996★
3.	Ervin Santana	39	2012★
4.	Bartolo Colon	38	2004
	Don Sutton	38	1987
6.	Jered Weaver	37	2016
	Allen Watson	37	1997★
8.	Ricky Nolasco	35	2017
9.	Jarrod Washburn	34	2003★
	Mike Witt	34	1987

BASES ON BALLS

1.	Nolan Ryan	204	1977★
2.	Nolan Ryan	202	1974★
3.	Nolan Ryan	183	1976★
4.	Nolan Ryan	162	1973★
5.	Nolan Ryan	157	1972★
6.	Nolan Ryan	148	1978★
7.	Nolan Ryan	132	1975
8.	Bill Singer	130	1973
9.	Bo Belinsky	122	1962★
10.	Andy Messersmith	121	1971

STRIKEOUTS

1.	Nolan Ryan	383	1973★
2.	Nolan Ryan	367	1974★
3.	Nolan Ryan	341	1977★
4.	Nolan Ryan	329	1972★
5.	Nolan Ryan	327	1976★
6.	Frank Tanana	269	1975★
7.	Frank Tanana	261	1976
8.	Nolan Ryan	260	1978★
9.	Bill Singer	241	1973
10.	Jered Weaver	233	2010★

MOST SO/9 IP

(min. of 162 IP)

1.	Nolan Ryan	10.57	1973★
2.	Nolan Ryan	10.43	1972★
3.	Nolan Ryan	10.35	1976★
4.	Nolan Ryan	10.26	1977★
5.	Nolan Ryan	9.97	1978★
6.	Nolan Ryan	9.93	1974★
7.	Frank Tanana	9.41	1975★
8.	Jered Weaver	9.35	2010
9.	Nolan Ryan	9.01	1979★
10.	Ervin Santana	8.79	2008

FEWEST HITS/9 IP

(min. of 162 IP)

1.	Nolan Ryan	5.26	1972★
2.	Nolan Ryan	5.96	1977★
3.	Nolan Ryan	5.98	1974★
4.	Andy Messersmith	6.08	1969★
5.	Nolan Ryan	6.11	1976★
6.	Dean Chance	6.27	1964
7.	Nolan Ryan	6.57	1973
8.	GARRETT RICHARDS	6.62	2014
	Frank Tanana	6.62	1976
10.	Andy Messersmith	6.63	1972

FEWEST BB/9 IP

(min. of 162 IP)

1.	Paul Byrd	1.23	2005
2.	Dan Haren	1.25	2014★
3.	Ken Forsch	1.59	1981
	Bert Blyleven	1.64	1989
5.	Bartolo Colon	1.74	2005
6.	Paul Hartzell	1.81	1977
7.	Fred Newman	1.85	1964
8.	Tommy John	1.88	1983
9.	Ervin Santana	1.93	2008
	Don Sutton	1.93	1987

LOWEST WHIP

(min. of 162 IP)

1.	Frank Tanana	0.99	1976
2.	Dean Chance	1.01	1964
3.	Jered Weaver	1.01	2011
4.	Jered Weaver	1.02	2012
5.	Dan Haren	1.02	2011
6.	GARRETT RICHARDS	1.04	2014
	George Brunet	1.06	1968
8.	Jered Weaver	1.07	2010
9.	Andy Messersmith	1.08	1969
10.	Mike Witt	1.08	1986

FEWEST HR/9 IP

(min. of 162 IP)

1.	Dean Chance	0.23	1964★
2.	GARRETT RICHARDS	0.27	2014★
	Andy Messersmith	0.27	1972
4.	Paul Hartzell	0.33	1976
5.	Nolan Ryan	0.36	1977★
	Dean Chance	0.36	1963
7.	Mike Witt	0.40	1982★
8.	Nolan Ryan	0.41	1976
	George Brunet	0.41	1965
	Ken Forsch	0.41	1981

RELIEF WINS

1.	Minnie Rojas	12	1967
	Jack Sanford	12	1966
3.	Mark Clear	11	1980
	Mark Clear	11	1979
5.	Jose Arredondo	10	2008
	Scot Shields	10	2005
	Shigetoshi Hasegawa	10	2000
	Dave LaRoche	10	1978
	Mark Petkovsek	10	1999
	Luis Sanchez	10	1983

RELIEF APPEARANCES

1.	Scot Shields	78	2005
2.	Joe Smith	76	2014
	Francisco Rodriguez	76	2008★
4.	Dane De La Rosa	75	2013
5.	Kevin Jepsen	74	2014
	Scot Shields	74	2006
7.	Fernando Salas	72	2015
	Fernando Rodney	72	2010
	Minnie Rojas	72	1967
10.	BLAKE PARKER	71	2017
	Scot Shields	71	2007

SAVES-BLOWN SAVES PCT.

(min. 30 saves)

1.	Troy Percival	39-3	92.9	2001
2.	Troy Percival	36-3	92.3	1996★
3.	Francisco Rodriguez	47-4	92.2	2006
4.	Troy Percival	40-4	90.9	2002
5.	Ernesto Frieri	37-4	90.2	2013
	Lee Smith	37-4	90.2	1995
7.	Francisco Rodriguez	45-5	90.0	2005
8.	Francisco Rodriguez	62-7	89.9	2008
9.	Troy Percival	33-4	89.2	2003
10.	Huston Street	40-5	88.9	2015

ALL CAPS/BOLD — Current Angels
★Led or tied for league lead



ROOKIE SEASON PITCHING



WINS

1. MATT SHOEMAKER	16	2014
2. Frank Tanana	14	1974
Marcelino Lopez	14	1965
Dean Chance	14	1962
5. Jason Dickson	13	1997

GAMES

1. Dane De La Rosa	75	2013
2. Bill Kelso	69	1967
3. KEYNAN MIDDLETON	64	2017
JOSE ALVAREZ	64	2015
Jason Bulger	64	2009
Bob Lee	64	1964

STARTS

1. Ken McBride	36	1961
2. Frank Tanana	35	1974
3. Ron Romanick	33	1984
4. Jason Dickson	32	1997
Marcelino Lopez	32	1965

RELIEF APPEARANCES

1. Dane De La Rosa	75	2013
2. Bill Kelso	68	1967
3. KEYNAN MIDDLETON	64	2017
JOSE ALVAREZ	64	2015
Jason Bulger	64	2009

COMPLETE GAMES

1. Frank Tanana	12	1974
2. Ken McBride	11	1961
3. Ron Romanick	8	1984
Marcelino Lopez	8	1965
5. Mike Witt	7	1981
Paul Hartzell	7	1976

SHUTOUTS

1. Frank Tanana	4	1974
2. Bo Belinsky	3	1962
3. Julio Valera	2	1992
Jim Abbott	2	1989
Ron Romanick	2	1984
Paul Hartzell	2	1976
Dean Chance	2	1962

SAVES

1. Jordan Walden	32	2011
2. Ken Tatum	22	1969
3. Bob Lee	19	1964
4. Bryan Harvey	17	1988
DeWayne Buice	17	1987

INNINGS PITCHED

1. Frank Tanana	268.2	1974
2. Ken McBride	241.2	1961
3. Ron Romanick	229.2	1984
4. Marcelino Lopez	215.1	1965
5. Dean Chance	206.2	1962

BASES ON BALLS

1. Bo Belinsky	122	1962★
2. Ken McBride	102	1961
3. Ron Moeller	83	1961
4. Marcelino Lopez	82	1965
5. Rudy May	78	1965

STRIKEOUTS

1. Frank Tanana	180	1974
Ken McBride	180	1961
3. Bo Belinsky	145	1962
4. Dean Chance	127	1962
5. MATT SHOEMAKER	124	2014

STRIKEOUTS/9 IP

(min. 50 innings pitched)


1. Troy Percival	11.4	1995
2. Jordan Walden	10.0	2011
3. Francisco Rodriguez	9.9	2003
4. Jason Bulger	9.3	2009
5. Cory Rasmus	9.2	2014

ROOKIE ALL-STAR SELECTIONS

RHP Jordan Walden	2011
RHP Jason Dickson	1997
RHP Mark Clear	1979
RHP Ken McBride	1961

ALL CAPS/BOLD — Current Angels

★Led or tied for league lead



Dean Chance

CLUB HISTORY

YEARLY LEADERS PITCHING



Year	Wins	Losses	ERA * (Starter)	ERA ** (Reliever)	Shutouts	Saves
1961	McBride (12)	McBride (15)	McBride (3.63)	Morgan (2.35)	Four with 1	Fowler, Morgan (8)
1962	Chance (14)	Belinsky, D. Lee (11)	Chance (3.10)	Fowler (2.81)	McBride (4)	Duren (9)
1963	Chance, McBride (18)	Chance (13)	McBride (2.45)	Fowler (2.45)	Four with 2	Fowler, Navarro (8)
1964	Chance# (20)	McBride (13)	Chance# (1.57)	B. Lee (1.31)	Chance# (11)	B. Lee (17)
1965	Chance (15)	Newman (16)	Brunet (2.56)	B. Lee (1.92)	Chance (4)	B. Lee (21)
1966	Brunet, Sanford (13)	Chance (17)	Chance (3.04)	B. Lee (2.74)	Brunet, Chance, Lopez (2)	B. Lee (12)
1967	Clark, McGlothlin, Rojas (12)	Brunet# (19)	Clark (2.68)	Rojas (2.52)	McGlothlin (6)	Rojas (22)
1968	Brunet (13)	Brunet# (17)	Brunet (2.82)	Pattin (2.60)	Brunet (5)	Rojas (5)
1969	Messersmith (16)	McGlothlin, Murphy (16)	Messersmith (2.62)	Tatum (1.96)	Brunet, Messersmith (2)	Tatum (22)
1970	Wright (13)	May, Murphy (13)	Wright (2.83)	Tatum (2.94)	May, Murphy (2)	Tatum (17)
1971	Messersmith (20)	Murphy, Wright (17)	May (2.91)	Queen (1.78)	Messersmith (4)	Allen (15)
1972	Ryan (19)	Ryan (16)	Ryan (2.28)	Allen (2.72)	Ryan# (9)	Allen (5)
1973	Ryan (21)	Wright (19)	Ryan (2.84)	Sells (3.71)	May, Ryan (4)	Sells (10)
1974	Ryan (22)	Tanana (19)	Hassler (2.62)	Lockwood (3.74)	Tanana (4)	Pena (3)
1975	Tanana, Figueroa (16)	Singer (15)	Tanana (2.62)	Kirkwood (2.50)	Ryan, Tanana (5)	Kirkwood (7)
1976	Tanana (19)	Ryan# (18)	Tanana (2.43)	Hartzell (3.00)	Ryan# (7)	Drago (6)
1977	Ryan (19)	Ryan (16)	Tanana (2.54)	Miller (3.02)	Tanana# (7)	LaRoche (13)
1978	Tanana (18)	Ryan (13)	Tanana (3.65)	Miller (2.66)	Tanana (4)	LaRoche (25)
1979	Frost, Ryan (16)	Ryan (14)	Frost (3.37)	Clear (3.63)	Ryan (5)	Clear (14)
1980	Tanana, Clear (11)	Aase (13)	Tanana (4.10)	Aase (2.08)	Aase, Kison, Martinez (1)	Hassler (10)
1981	Forsch (11)	Zahn (11)	Forsch (2.88)	Aase (2.34)	Forsch (4)	Aase (11)
1982	Zahn (18)	Forsch (11)	Zahn (3.73)	Hassler (2.78)	Forsch, Zahn (4)	Corbett (8)
1983	Forsch, John, Kison (11)	Witt (14)	Zahn (3.34)	Sanchez (3.66)	Zahn (3)	Sanchez (7)
1984	Witt (15)	John (13)	Zahn (3.12)	Corbett (2.03)	Zahn# (5)	Sanchez (11)
1985	Witt (15)	McCaskill (12)	Witt (3.56)	Moore (1.92)	Four with 2	Moore (31)
1986	Witt (18)	Sutton (11)	Witt (2.84)	Moore (2.97)	Witt (3)	Moore (21)
1987	Witt (16)	Witt (14)	Witt (4.01)	Minton (3.08)	Fraser, McCaskill, Reuss (1)	Buice (17)
1988	Witt (13)	Witt (16)	Witt (4.15)	Harvey (2.13)	McCaskill, Witt (2)	Harvey (17)
1989	Blyleven (17)	Witt (15)	Finley (2.57)	McClure (1.55)	Blyleven# (5)	Harvey (25)
1990	Finley (18)	Langston (17)	Finley (2.40)	Fraser (3.08)	Finley (2)	Harvey (25)
1991	Langston (19)	McCaskill# (19)	J. Abbott (2.89)	Harvey (1.60)	Finley (2)	Harvey# (46)
1992	Langston (13)	Abbott (15)	Abbott (2.77)	Grahe (1.80)	Langston, Valera (2)	Grahe (21)
1993	Finley, Langston (16)	Finley (14)	Finley (3.15)	Grahe (2.86)	Finley (2)	Frey (13)
1994	Finley (10)	Finley, Leftwich (10)	Finley (4.32)	Leiter (4.35)	Finley (2)	Grahe (13)
1995	Finley, Langston (15)	Finley (12)	Finley (4.21)	Percival (1.95)	Abbott, Finley, Langston (1)	Smith (37)
1996	Finley (15)	Abbott# (18)	Finley (4.16)	Percival (2.31)	Finley, Grimsley, Springer (1)	Percival (36)
1997	Dickson, Finley (13)	Watson (12)	Finley (4.23)	Hasegawa (3.14)	Dickson, Finley, Springer (1)	Percival (42)
1998	Finley (11)	Dickson (10)	Finley (3.39)	Hasegawa (3.14)	Finley (1)	Percival (42)
1999	Finley (12)	Finley, Hill, Sparks (11)	Finley (4.43)	Magnante (3.38)	None	Percival (31)
2000	Hasegawa (10)	Schoeneweis (10)	Schoeneweis (5.45)	Fyhrie (2.39)	Cooper, Schoeneweis (1)	Percival (32)
2001	Ortiz (13)	Valdes (13)	Washburn (3.77)	Levine (2.11)	None	Percival (39)
2002	Washburn (18)	Appier (12)	Washburn (3.15)	Percival (1.92)	Ortiz, Sele (1)	Percival (40)
2003	Ortiz (16)	Lackey (16)	Washburn (4.43)	Donnelly (1.58)	Lackey (2)	Percival (33)
2004	Colon (18)	Lackey (13)	Escobar (3.93)	Rodriguez (1.82)	Lackey, Washburn (1)	Percival (33)

Bold face indicates club record

Led or tied for league lead

* Min. 150 IP as a starting pitcher that season to qualify (ERA as a starter only)

** Min. 50 IP as a reliever that season to qualify (ERA as a reliever only)



YEARLY LEADERS PITCHING



Year	Wins	Losses	ERA * (Starter)	ERA ** (Reliever)	Shutouts	Saves
2005	Colon# (21)	Byrd, Shields (11)	Washburn (3.20)	Rodriguez (2.67)	Byrd, Santana, Washburn (1)	Rodriguez# (45)
2006	Santana (16)	Escobar (14)	Lackey (3.56)	Rodriguez (1.73)	Lackey# (2)	Rodriguez# (47)
2007	Lackey (19)	Santana (14)	Lackey# (3.01)	Rodriguez (2.81)	Lackey# (2)	Rodriguez (48)
2008	Saunders (17)	Weaver (10)	Saunders (3.41)	Arredondo (1.62)	Santana (1)	Rodriguez# (62)
2009	Saunders, Weaver (17)	Lackey, Weaver, Santana (8)	Weaver (3.75)	Oliver (2.74)	Santana, Weaver (2)	Fuentes# (48)
2010	Santana (17)	Kazmir (15)	Weaver (3.01)	Jepsen (3.97)	Piniero, Santana, Saunders (1)	Fuentes (23)
2011	Weaver (18)	Santana (12)	Weaver (2.41)	Downs (1.34)	Haren (3)	Walden (32)
2012	Weaver# (20)	Santana, Haren (13)	Weaver (2.81)	Frieri (2.32)	Weaver (2)	Frieri (23)
2013	Wilson (17)	Blanton (14)	Weaver (3.27)	De La Rosa (2.86)	Vargas (2)	Frieri (37)
2014	Weaver (18)	Wilson (10)	Richards (2.61)	Smith (1.81)	Richards, Wilson (1)	Street (17)
2015	Richards (15)	Richards, Weaver (12)	Santiago (3.59)	Ramos (2.75)	Richards, Weaver (1)	Street (40)
2016	Weaver (12)	Shoemaker (13)	Shoemaker (3.88)	Guerra (3.21)	Nolasco, Shoemaker, Weaver (1)	Street (9)
2017	Ramirez, JC (11)	Nolasco (15)	Bridwell (3.64)	Parker (2.54)	Nolasco (1)	Norris (19)
Year	Games	Starts	Complete Games	Innings	Strikeouts	Walks
1961	Morgan (59)	McBride (36)	McBride (11)	McBride (242)	McBride (180)	Grba (115)
1962	Spring (57)	Belinsky, D. Lee (31)	Chance, McBride (6)	Chance (207)	Belinsky (145)	Belinsky# (122)
1963	Fowler, Navarro (57)	McBride (36)	McBride (11)	McBride (251)	Chance (168)	Chance (90)
1964	B. Lee (64)	Chance (35)	Chance# (15)	Chance# (278.1)	Chance (207)	Chance (86)
1965	B. Lee (69)	Newman (36)	Chance, Newman (10)	Newman (260.2)	Chance (164)	Chance (101)
1966	B. Lee (61)	Chance (37)	Chance (11)	Chance (259.2)	Chance (180)	Chance# (114)
1967	Rojas (72)	Brunet (37)	McGlothlin (9)	Brunet (250)	Brunet (165)	Brunet (90)
1968	Burgmeier (56)	Brunet (36)	Brunet, McGlothlin (8)	Brunet (245.1)	McGlothlin (135)	Brunet (68)
1969	Fisher (52)	McGlothlin, Murphy (35)	Messersmith (10)	Messersmith (250)	Messersmith (211)	Messersmith (100)
1970	Fisher (67)	Wright (39)	Wright (7)	Wright (260.2)	May (164)	Wright (88)
1971	Fisher (43)	Messersmith (38)	Messersmith (14)	Messersmith, Wright (276.2)	Messersmith (179)	Messersmith (121)
1972	Fisher (43)	Ryan (39)	Ryan (20)	Ryan (284)	Ryan# (329)	Ryan# (157)
1973	Sells (51)	Singer (40)	Ryan (26)	Ryan (326)	Ryan# (383)	Ryan# (162)
1974	Ryan (42)	Ryan (41)	Ryan (26)	Ryan# (332.2)	Ryan# (367)	Ryan# (202)
1975	Scott (50)	Tanana (33)	Tanana, Figueroa (16)	Tanana (257.1)	Tanana# (269)	Ryan (132)
1976	Drago (43)	Ryan (39)	Tanana (23)	Tanana (288.1)	Ryan# (327)	Ryan# (183)
1977	LaRoche (46)	Ryan (37)	Ryan# (22)	Ryan (299)	Ryan# (341)	Ryan# (204)
1978	LaRoche (59)	Tanana (33)	Ryan (14)	Tanana (239.1)	Ryan# (260)	Ryan# (148)
1979	LaRoche (53)	Ryan (34)	Ryan (17)	Ryan (239)	Ryan# (223)	Ryan# (114)
1980	Clear (58)	Tanana (31)	Tanana (7)	Tanana (204)	Tanana (113)	Aase (66)
1981	Hassler (42)	Zahn (25)	Forsch (10)	Zahn (161.1)	Witt (75)	Witt (47)
1982	Hassler (54)	Forsch (35)	Forsch, Zahn (12)	Zahn (229.1)	Kison (86)	Zahn (65)
1983	Sanchez (56)	John (34)	Forsch, Zahn (11)	John (234.2)	Kison (83)	Witt (75)
1984	Sanchez (49)	Witt (34)	Witt, Zahn (9)	Witt (246.2)	Witt (196)	Witt (84)
1985	Moore (65)	Witt (35)	McCaskill, Romanick, Witt (6)	Witt (250)	Witt (180)	Witt (98)
1986	Moore (49)	Witt, Sutton (34)	Witt (14)	Witt (269)	Witt (208)	McCaskill (92)
1987	Buice (57)	Witt (36)	Witt (10)	Witt (247)	Witt (192)	Witt (84)
1988	Harvey (50)	Witt (34)	Witt (12)	Witt (249.2)	Witt (133)	Witt (87)
1989	Minton (62)	Blyleven, Witt (33)	Finley (9)	Blyleven (241)	Finley (156)	Finley (82)
1990	Eichhorn (60)	Abbott, Langston (33)	Finley (7)	Finley (236)	Langston (195)	Langston (104)
1991	Eichhorn (70)	J. Abbott, Finley, Langston (34)	Langston (7)	Langston (246.1)	Langston (183)	Finley (101)
1992	Crim (57)	Langston (32)	Langston (9)	Langston (229)	Langston (174)	Finley (98)

CLUB HISTORY



YEARLY LEADERS PITCHING



Year	Games	Starts	Complete Games	Innings	Strikeouts	Walks
1993	Frey (55)	Finley, Langston (35)	Finley# (13)	Langston (256.1)	Langston (196)	Langston (85)
1994	B. Patterson (47)	Finley (25)	Finley (7)	Finley# (183.1)	Finley (148)	Finley (71)
1995	Patterson, Percival (62)	Finley (32)	Finley, Langston (2)	Finley (203)	Finley (195)	Finley (93)
1996	James (69)	Finley (35)	Finley (4)	Finley (238)	Finley (215)	Finley (94)
1997	Holtz (66)	Watson (34)	Finley, Springer (3)	Dickson (203.2)	Finley (155)	Springer, Watson (73)
1998	Percival (67)	Finley (34)	Finley, Watson, Olivares (1)	Finley (223.1)	Finley (212)	Finley (109)
1999	Hasegawa, Petkovsek (64)	Finley (33)	Olivares (3)	Finley (213.1)	Finley (200)	Finley (94)
2000	Hasegawa (66)	Schoeneweis (27)	Ortiz (2)	Schoeneweis (170)	Schoeneweis (78)	Schoeneweis (67)
2001	Levine (64)	Ortiz, Schoeneweis (32)	Ortiz (2)	Ortiz (208.2)	Ortiz (135)	Schoeneweis (77)
2002	Weber (63)	Appier, Ortiz, Washburn (32)	Ortiz (2)	Ortiz (217.1)	Ortiz (162)	Ortiz (68)
2003	Donnelly (63)	Lackey (33)	Lackey, Washburn (2)	Washburn (207.1)	Lackey (151)	Lackey (66)
2004	Rodriguez (69)	Colon (34)	Lackey, Washburn (1)	Colon, Escobar (208.1)	Escobar (191)	Escobar (76)
2005	Shields (78)	Colon, Lackey (33)	Byrd, Colon (2)	Colon (222.2)	Lackey (199)	Lackey (71)
2006	Shields (74)	Lackey, Santana (33)	Lackey (3)	Lackey (217.2)	Lackey (190)	Lackey (72)
2007	Shields (71)	Lackey (33)	Escobar (3)	Lackey (224)	Lackey (179)	Lackey (66)
2008	Rodriguez (76)	Garland, Santana (32)	Lackey (3)	Santana (219)	Santana (214)	Garland (59)
2009	Fuentes (65)	Weaver (33)	Weaver (4)	Weaver (211)	Weaver (171)	Weaver (66)
2010	Rodney (72)	Weaver (34)	Santana (4)	Weaver (224.1)	Weaver# (233)	Kazmir (79)
2011	Walden (62)	Haren (34)	Haren, Weaver, Santana (4)	Haren (238.1)	Weaver (198)	Santana (72)
2012	Downs (57)	Wilson# (34)	Weaver (3)	Wilson (202.1)	Wilson (173)	Wilson (91)
2013	De La Rosa (75)	Wilson (33)	Vargas (5)	Wilson (212.1)	Wilson (188)	Wilson (85)
2014	Smith (76)	Weaver (34)	Weaver, Wilson, Richards (1)	Weaver (213.1)	Weaver (169)	Wilson (85)
2015	Salas (72)	Richards, Santiago (32)	Weaver, Richards (1)	Richards (207.1)	Richards (176)	Richards (76)
2016	Alvarez (64)	Weaver (31)	Four with 1 (1)	Weaver (178)	Shoemaker (143)	Santiago (57)
2017	Parker (71)	Nolasco (33)	Nolasco (1)	Nolasco (181)	Nolasco (143)	Nolasco (58)

Led or tied for League lead
Bold face indicates club record



CLUB PITCHING (YEAR-BY-YEAR)



	FRA	CG	SHO	SV	IP	H	R	ER	HR	HB	BB	SO	WP
1961	4.31	25	5	28	1438	1391	784	689	180	34	713	973	53
1962	3.70	23	15	46	1466	1412	706	602	118	49	616	858	39
1963	3.52	30	13	21	1455.1	1317	660	570	120	52	578	889	48
1964	2.91	30	28	41	1450.2	1273	551	469	100	50	530	965	42
1965	3.17	39	14	33	1441.2	1259	569	508	91	27	563	847	52
1966	3.56	31	12	40	1457.1	1364	643	577	136	38	511	836	49
1967	3.19	19	14	44	1430.1	1246	587	507	118	40	525	892	61
1968	3.43	29	11	31	1437	1234	615	548	131	33	519	869	68
1969	3.54	25	9	39	1438.1	1294	652	566	126	51	517	885	64
1970	3.48	21	10	49	1462.1	1280	630	566	154	43	559	922	52
1971	3.10	39	11	32	1481	1246	576	510	101	36	607	904	60
1972	3.06	57	18	16	1377.2	1109	533	469	90	28	620	1000	49
1973	3.57	72★	13	19	1456.1	1351	657	577	104	41	614	1010★	56
1974	3.52	64	13	12	1439	1339	657	563	101	47	649	986★	50
1975	3.89	59	19	16	1453.1	1366	723	628	123	39	643	975★	62
1976	3.36	64	15	17	1477.1	1323	631	551	95	38	553	992★	27
1977	3.76	53	13	26	1437.2	1383	695	600	136	47	572	965★	56
1978	3.65	44	13	33	1455.2	1382	666	590	125	32	599	892★	36
1979	4.34	46	9	33	1436	1463	768	692	131	33	573	820★	53
1980	4.52	22	6	30	1428.1	1548	797	717	141	39	529	725	32
1981	3.71	27	8	19	971.1	958	453	400	81	21	323	426	18
1982	3.82	40	10	27	1464	1436	670	621	124	42	482	728	36
1983	4.32	39	7	23	1474★	1636	779	708	130	30	496	668	51
1984	3.96	36	12	26	1458	1526	697	641	143	27	474	754	44
1985	3.91	22	8	41	1457.1	1453	703	633	171	27	514	767	45
1986	3.85	29	12	40	1455.2	1356	684	622	153	27	478	955	44
1987	4.38	20	7	36	1457.1	1481	803	709	212	32	504	941	54
1988	4.32	26	9	33	1455.2	1530	771	698	135	42	568	817	68
1989	3.28	32★	20	38	1454.1	1384	578	530	113	29	465	896	51
1990	3.79	21	13	42	1454	1482	706	613	106	38	544	944	50
1991	3.69	18	10	50	1441.2	1351	749	591	141	38	543	990	49
1992	3.84	26★	13	42	1446	1449	671	617	130	39	532	888	42
1993	4.34	26★	6	41	1430.1	1482	770	690	153	51	550	843	55
1994	5.42	11	4	21	1027	1149	660	618	150	45★	436	682	48
1995	4.52	8	9	42	1284.1	1310	697	645	163	43	486	901	42
1996	5.30	12	8	38	1439	1546	943	847	219	84★	662	1052	80
1997	4.52	9	5	39	1454.2	1506	794	730	202★	54	605	1050	57
1998	4.49	3	5	52	1444	1481	783	720	164	47	630	1091	70
1999	4.79	4	7	37	1431.1	1472	826	762	177	56	624	877	65★
2000	5.00	5	3	46★	1448	1534	869	805	228	36	662	846	47
2001	4.20	6	1	43	1437.2	1452	730	671	168	64	525	947	46
2002	3.69	7	14	54★	1452.1★	1345	644	595	169	49	509	999	52
2003	4.28	5	9	39	1431.1	1444	743	680	190	76	486	980	53
2004	4.28	2	11	50	1454.1	1476	734	692	170	44	502	1164★	61
2005	3.68	7	11	54★	1464.1	1419	643	598	158	48	443	1126★	70
2006	4.04	5	12	50	1452.2★	1410★	732	652	158	50	471	1164★	85★
2007	4.23	5	9	43	1435	1480	731	674	151	51	477	1156	69
2008	3.99	7	10	66★	1451.1	1455	697	644	159	63	457	1106	50
2009	4.45	9	13★	51★	1445	1513	761	715	180	58	523	1062	67
2010	4.04	10	9	39	1449.1	1422	702	651	148	46	565	1130	80
2011	3.57	12	11	39	1465	1388	633	581	142	36	476	1058	55
2012	4.02	6	16★	38	1433.1	1339	699	640	186	40	583	1157	38
2013	4.23	4	12	41	1457.2	1475	737	685	167	45	533	1200	74
2014	3.58	3	13	46	1482.2★	1307	630	590	126	63	504	1342	74
2015	3.45	2	12	46	1440.2	1355	675	630	166	71	466	1221	61
2016	4.28	4	12	29	1421.1	1480	727	676	208	56	498	1136	47
2017	4.20	1	10	43	1440.2	1373	709	672	224	44	470	1312	57

★ Led or tied for league lead



LOW-HIT GAMES BY ANGELS



NO-HITTERS (9)

1. Bo Belinsky, vs. Baltimore, May 5, 1962 (2-0)
2. Clyde Wright, vs. Oakland, July 3, 1970 (4-0)
3. Nolan Ryan, at Kansas City, May 15, 1973 (3-0)
4. Nolan Ryan, at Detroit, July 15, 1973 (6-0)
5. Nolan Ryan, vs. Minnesota, Sept. 28, 1974 (4-0)
6. Nolan Ryan, vs. Baltimore, June 1, 1975 (1-0)
7. Mike Witt, at Texas, Sept. 30, 1984 (1-0, perfect game)
8. Ervin Santana, at Cleveland, July 27, 2011 (3-1)
9. Jered Weaver, vs. Minnesota, May 2, 2012 (9-0)

COMBINED NO-HITTERS (2)

1. Mark Langston-Mike Witt, vs. Seattle, Apr. 11, 1990 (1-0)
 2. Jered Weaver-Jose Arredondo, at LAD, June 28, 2008 (0-1) *
- * 8-inning unofficial no-hitter.

ONE-HITTERS (18)

1. Dean Chance, at Minnesota, Sept. 10, 1962 (5-0)
2. Bob Turley, at Chicago, June 12, 1963 (5-0)
3. Nolan Ryan, vs. Boston, July 9, 1972 (3-0)
4. Nolan Ryan, vs. New York, Aug. 29, 1973 (5-0)
5. Nolan Ryan, vs. Texas, June 27, 1974 (5-0)
6. Andy Hassler, vs. Chicago, Sept. 8, 1974 (0-1)
7. Nolan Ryan, vs. Seattle, Apr. 15, 1977 (7-0)
8. Nolan Ryan, vs. Cleveland, May 5, 1978 (5-0)
9. Chris Knapp, at Toronto, Sept. 3, 1978 (3-1)
10. Nolan Ryan, vs. New York, July 13, 1979 (6-1)
11. Bruce Kison, at Minnesota, Apr. 23, 1980 (17-0)
12. Kirk McCaskill, at Texas, June 25, 1986 (7-1)
13. Willie Fraser, vs. Seattle, Aug. 10, 1988 (2-1)
14. Kirk McCaskill, vs. Toronto, Apr. 28, 1989 (9-0)
15. Chuck Finley, at Boston, May 26, 1989 (5-0)
16. John Lackey, at Oakland, July 7, 2006 (3-0)
17. Dan Haren, vs. Cleveland, Apr. 12, 2011 (2-0)
18. Ervin Santana, vs. Arizona, June 16, 2012 (2-0)

COMBINED ONE-HITTERS (13)

1. Ken McBride-Julio Navarro, at Washington, Apr. 13, 1964 (4-0, Opening Day)
2. Rick Clark-Clyde Wright, vs. Baltimore, Aug. 20, 1968 (7-2)



Elie Rodriguez and Nolan Ryan

3. Bill Harrelson-Andy Messersmith, at New York, Aug. 27, 1968 (2-0)
4. Frank Tanana-Don Kirkwood, vs. Oakland, Apr. 26, 1975 (1-0)
5. Bartolo Colon-Francisco Rodriguez-Troy Percival, vs. Texas, July 27, 2004 (2-0)
6. Matt Palmer-Darren Oliver-Jose Arredondo-Kevin Jepsen-Rafael Rodriguez, vs. Texas, Sept. 30, 2009 (5-0)
7. Jerome Williams-Jordan Walden, vs. Cleveland, Sept. 7, 2011 (2-1)
8. C.J. Wilson-Ernesto Frieri, at Oakland, May 22, 2012 (5-0)
9. Garrett Richards-Joe Smith-Ernesto Frieri, at Seattle, Apr. 9, 2014 (2-0)
10. Matt Shoemaker-Mike Morin-Jason Grilli, at Boston, Aug. 21, 2014 (2-0)
11. C.J. Wilson-Joe Smith-Huston Street, vs. Seattle, Sept. 17, 2014 (5-0)
12. Garrett Richards-Fernando Salas-Joe Smith-Huston Street vs. Houston, May 10, 2015 (3-1)
13. Alex Meyer-David Hernandez-Jose Alvarez vs. Washington, July 19, 2017 (7-0)

LOW HIT GAMES VS. ANGELS

NO-HITTERS (6)

1. Earl Wilson, at Boston, June 26, 1962 (2-0)
2. Dennis Eckersley, at Cleveland, May 30, 1977 (1-0)
3. Bert Blyleven, Texas, at Anaheim, Sept. 22, 1977 (6-0)
4. Joe Cowley, Chicago, at Anaheim, Sept. 19, 1986 (7-1)
5. Kenny Rogers, at Texas, July 28, 1994 (4-0, perfect game)
6. Eric Milton, at Minnesota, Sept. 11, 1999 (7-0)

COMBINED NO-HITTERS (1)

1. Vida Blue-Glenn Abbott-Paul Lindblad-Rollie Fingers, at Oakland, Sept. 28, 1975 (5-0)

ONE-HITTERS (22)

1. Steve Barber, Balt., at Anaheim (GM 2), Apr. 16, 1967 (3-0)
2. Gary Peters, at Chicago (GM 2), May 14, 1967 (3-1)
3. Wally Bunker, Kansas City, at Anaheim, Sept. 11, 1969 (3-0)
4. Sonny Siebert, Boston, at Anaheim, July 31, 1970 (2-0)
5. Rich Hand, at Cleveland, Aug. 28, 1970 (5-1)
6. Bill Gogolewski, Texas, at Anaheim, Sept. 12, 1972 (3-0)
7. Jim Kaat, Minnesota, at Anaheim, July 1, 1973 (2-1)
8. Mike Cuellar, Baltimore, at Anaheim, May 31, 1975 (1-0)
9. Rick Langford, Oakland, at Anaheim, July 5, 1979 (3-0)
10. Ross Baumgarten, at Chicago, July 2, 1980 (1-0)
11. Britt Burns, at Chicago, Sept. 9, 1983 (11-0)
12. Dennis Martinez, at Baltimore, June 5, 1985 (4-0)
13. Charlie Hough, Texas, at Anaheim, June 16, 1986 (1-2)
14. Walt Terrell, at Detroit, Aug. 20, 1986 (3-0)

(more)

15. Scott Sanderson, New York, at Anaheim, July 11, 1991 (2-0)
16. Dennis Rasmussen, Kansas City, at Anaheim, Sept. 29, 1992 (2-0)
17. Jimmy Key, New York, at Anaheim, Apr. 27, 1993 (5-0)
18. David Cone, Kansas City, at Anaheim, May 22, 1994 (4-0)
19. Steve Trachsel, New York (N.L.), at Anaheim, June 15, 2003, (8-0)
20. James Shields, at Tampa Bay, May 9, 2008 (2-0)
21. Chris Sale, at Chicago (A.L.), May 12, 2013 (3-0)
22. Justin Verlander, at Detroit, Aug. 26, 2015 (5-0)

COMBINED ONE-HITTERS (12)

1. Whitey Ford-Jim Coates-Buddy Daley-Bob Turley, at New York, May 22, 1962 (2-1, 12 inn.)
2. Mike Paul-Gary Kroll-Jack Hamilton-Stan Williams, at Cleveland, June 8, 1969 (3-2)
3. Marty Pattin-Steve Mingori, at Kansas City, June 26, 1976 (3-0)
4. Gary Beare-Sam Hinds-Bill Castro, at Milwaukee, June 18, 1977 (4-2)
5. Ross Baumgarten-Randy Scarbery, at Chicago, May 25, 1979 (6-1)
6. Joe Niekro-Al Holland, New York, at Anaheim, June 4, 1986 (11-0)
7. John Burkett-Jeff Zimmerman-John Wetteland, vs. Texas, June 29, 1999 (5-0)
8. Freddy Garcia-Nearl Cotts, vs. Chicago (A.L.), Sept. 13, 2006 (9-0)
9. Anthony Swarzak-Matt Capps-Alex Burnett, at Minnesota, May 28, 2011 (1-0)
10. Justin Verlander-Jose Valverde, at Detroit, July 31, 2011 (3-2)
11. Jesse Chavez-Dan Otero-Tyler Clippard, vs. Oakland, Apr. 23, 2015 (0-2)
12. Mike Clevinger-Dan Otero-Bryan Shaw-Andrew Miller-Cody Allen, at Cleveland, Aug. 13, 2016 (5-1)



CLUB FIELDING (YEAR-BY-YEAR)



YEAR	PCT.	PO	A	E	TC	DP	TP	PB
1961	.969	4314	1756	192	6262	154	0	24
1962	.972	4393	1791	175	6364	153	0	16
1963	.974	4366	1837	163	6366	155	0	18
1964	.978	4352	1851	138	6341	168	0	8
1965	.981	4325	1874	123	6322	149	0	20
1966	.979	4372	1861	136	6369	186	0	16
1967	.982★	4291	1711	111	6113	135	0	13
1968	.977	4311	1712	140	6163	156	0	18
1969	.978	4315	1760	136	6211	164	0	30
1970	.980	4387	1775	127	6289	169	1	27
1971	.980	4443	1891	131	6465	159	0	25
1972	.981	4133	1607	114	5854	135	1	21
1973	.975	4369	1689	156	6214	150	0	16
1974	.976	4317	1721	147	6185	153	0	23
1975	.971	4360	1705	184	6249	164	0	12
1976	.977	4432	1840	150	6422	139	0	15
1977	.978	4313	1693	147	6153	137	1★	5
1978	.978	4367	1624	136	6127	136	0	5
1979	.978	4308	1602	135	6045	172	0	12
1980	.978	4285	1576	134	5995	144	0	10
1981	.977	2914	1286	101	4301	120	0	6
1982	.983	4392	1984★	108	6484★	171	0	4
1983	.977	4422★	2077★	154	6653★	190★	0	6
1984	.980	4374	1803	128	6305	170	0	4
1985	.982★	4372	1841	112	6325	202★	0	8
1986	.983	4368	1718	107	6193	156	0	12
1987	.981	4372	1640	117	6129	162	0	11
1988	.979	4367	1825	135	6327	175	0	9
1989	.985	4363	1887★	96	6346	173	0	14
1990	.978	4362	1871★	142	6375★	186★	0	15
1991	.984	4325	1858★	102	6285	156	0	23
1992	.979	4338	1810	134	6282	172	0	5
1993	.980	4291	1694	120	6105	161	0	10
1994	.983	3081	1196	76	4353	110	0	13
1995	.982	3853	1416	95	5364	120	0	11
1996	.979	4317	1802	128	6147	156	1★	10
1997	.980	4364	1592	123	6079	140	0	19
1998	.983	4332	1646	106	6084	146	0	28
1999	.983	4294	1723	106	6123	156	0	20
2000	.978	4344	1746	134	6224	182	0	6
2001	.983	4313	1690	103	6106	142	0	16
2002	.986	4357★	1575	87	6019	151	0	7
2003	.982	4294	1517	105	5916	138	0	11
2004	.985	4363	1511	90	5964	126	0	11
2005	.986★	4393	1670	94	6191	154	0	6
2006	.979	4358★	1545	124	6027	154	0	8
2007	.983	4305	1550	101	5956	154	0	8
2008	.985	4354	1646	91	6091	159	0	10
2009	.986	4335	1623	85	6043	174	0	11
2010	.981	4348	1562	113	6023	116	0	16
2011	.985	4395	1723	93	6211	157	0	7
2012	.984	4300	1578	98	5976	141	0	11
2013	.981	4373	1500	112	5985	135	0	7
2014	.986★	4448★	1482	83	6013	127	0	5
2015	.984	4322	1491	93	5906	108	0	13
2016	.983	4264	1483	97	5844	148	0	7
2017	.986	4322	1462	80	5864	135	0	10

★ Led League

GAMES PLAYED BY POSITION

CATCHER	FIRST BASE	SECOND BASE	THIRD BASE
1. Bob Boone 962	1. Wally Joyner 879	1. Bobby Grich 1,099	1. Troy Glaus 778
2. Buck Rodgers 894	2. Rod Carew 718	2. Adam Kennedy 969	2. Doug DeCinces 749
3. Bengie Molina 685	3. Darin Erstad 578	3. Howie Kendrick 967	3. Jack Howell 600
4. Jeff Mathis 411	4. J.T. Snow 487	4. Bobby Knoop 801	4. Chone Figgins 540
5. Mike Napoli 406	5. Jim Spencer 474	5. Sandy Alomar 703	5. Paul Schaal 489
6. Lance Parrish 386	6. ALBERT PUJOLS 399	6. Jerry Remy 432	6. Carney Lansford 424
7. Chris Iannetta 380	7. Scott Spiezio 391	7. Billy Moran 364	7. Ken McMullen 417
8. Jose Molina 348	8. Kendrys Morales 312	8. Johnny Ray 363	8. Dave Chalk 399
9. Brian Downing 310	9. Casey Kotchman 310	9. Rob Wilfong 323	9. Alberto Callaspo 398
10. Jorge Fabregas 309	10. Mark Trumbo 299	10. Randy Velarde 260	10. Felix Torres 317
SHORTSTOP	DESIGNATED HITTER	OUTFIELD	
1. Jim Fregosi 1,367	1. Brian Downing 597	1. Garret Anderson 1,755	All CAPS/BOLD — Current Angels
2. Erick Aybar 1,134	2. Chili Davis 587	2. Tim Salmon 1,267	
3. Dick Schofield 1,073	3. Don Baylor 516	3. MIKE TROUT 883	
4. Gary DiSarcina 1,069	4. ALBERT PUJOLS 470	4. Brian Downing 722	
5. David Eckstein 527	5. Reggie Jackson 374	5. Darin Erstad 708	
6. Orlando Cabrera 445	6. Tim Salmon 358	6. Torii Hunter 666	
7. Dave Chalk 324	7. Frank Robinson 250	7. KOLE CALHOUN 658	
8. ANDRELTON SIMMONS 282	8. Vladimir Guerrero 240	8. Jim Edmonds 654	
9. Joe Koppe 260	9. Garret Anderson 236	9. Vladimir Guerrero 599	
10. Tim Foli 213	10. Bobby Abreu 139	10. Devon White 595	
LEFT FIELD	CENTER FIELD	RIGHT FIELD	
1. Garret Anderson 1,236	1. MIKE TROUT 795	1. Tim Salmon 1,264	
2. Brian Downing 722	2. Gary Pettis 567	2. KOLE CALHOUN 656	
3. Rick Reichardt 516	3. Jim Edmonds 566	3. Vladimir Guerrero 599	
4. Luis Polonia 456	4. Devon White 464	4. Leroy Stanton 467	
5. Leon Wagner 342	5. Darin Erstad 454	5. Torii Hunter 316	
6. Juan Rivera 339	6. Garret Anderson 404	6. Reggie Jackson 275	
7. Joe Rudi 331	7. Albie Pearson 386	7. Dan Ford 265	
8. Darin Erstad 260	8. Fred Lynn 377	8. Bobby Bonds 238	
9. Orlando Palmeiro 219	9. Mickey Rivers 369	9. Bobby Abreu 230	
10. Alex Johnson 216	10. Torii Hunter 351	10. Dave Winfield 223	

CLUB HISTORY



HIGHEST FIELDING PCT. BY POSITION



(100-OR-MORE GAMES)

POSITION	PLAYER	PCT	YEAR	G	PO	A	E	TC
Catcher	Bengie Molina	.999	2002	121	707	60	1	768
First Base	Scott Spiezio	.999	2001	105	819	74	1	894
Second Base	Bobby Grich	.997	1985	116	224	380	2	606
Shortstop	David Eckstein	.988	2004	138	198	309	6	513
	Orlando Cabrera	.988	2005	141	229	347	7	583
Third Base	Carney Lansford	.983	1979	157	135	263	7	405
Outfield	Ken Berry	1.000	1972	116	272	13	0	285
	Brian Downing	1.000	1984	131	272	5	0	277
		1.000	1982	158	321	9	0	330
	Torii Hunter	1.000	2008	137	350	4	0	354
	Mike Trout	1.000	2015	156	428	7	0	435
Pitcher#	Tommy John	1.000	1983	34	16	39	0	55
	Bert Blyleven	1.000	1989	33	14	38	0	52

50-or-more total chances

ANGELS TRIPLE PLAYS

- June 26, 1970 at Kansas City...“around the horn” on a ground ball hit by Amos Otis; Chico Ruiz (3b) to Sandy Alomar (2b) to Billy Cowan (1b).
- June 27, 1972 at Minnesota...fly ball hit by Jim Nettles and ensuing rundown of runners originally at second (Steve Braun) and third (Harmon Killebrew), Jim Spencer (lf) to Ken McMullen (3b) to Sandy Alomar (2b) to Leo Cardenas (ss).
- July 14, 1977 vs. Seattle...“around the horn” on a ground ball hit by Lee Stanton; Ron Jackson (3b) to Jerry Remy (2b) to Tony Solaita (1b).
- July 23, 1977 at Minnesota...line drive hit by Lyman Bostock with runners being doubled off second (Jerry Terrell) and first (Mike Cabbage) bases; Rance Mulliniks (ss) to Jerry Remy (2b) to Tony Solaita (1b).
- Sept. 8, 1996 at Minnesota...“around the horn” on a ground ball hit by Ron Coomer; Jack Howell (3b) to Rex Hudler (2b) to J.T. Snow (1b).
- July 5, 1997 vs. Seattle...deep fly hit by Rich Amaral with runners being doubled off second (Russ Davis) and first (Dan Wilson) bases; Garret Anderson (cf) to Gary DiSarcina (ss) to Darin Erstad (1b).

OPPONENTS TRIPLE PLAYS

- Sept. 28, 1963 at Boston...Felix Torres hit comebacker to Bob Heffner who started unique triple play; Heffner (p) to Frank Malzone (3b) to Ed Bressoud (ss) to Felix Mantilla (2b), who was covering first base.
- Aug. 18, 1966 at Minnesota...“around the horn” on ground ball hit by Frank Malzone; Rich Rollins (3b) to Cesar Tovar (2b) to Harmon Killebrew (1b).
- May 10, 1979 at Boston...line drive hit by Joe Rudi with runners being doubled off second (Rod Carew) and first (Don Baylor) bases; Jerry Remy (2b) to Rick Burleson (ss) to George Scott (1b).
- May 16, 1979 vs. Milwaukee...“around the horn” on a ground ball hit by Bobby Grich; Sal Bando (3b) to Paul Molitor (2b) to Cecil Cooper (1b).
- July 23, 1979 at Boston...line drive hit by Willie Aikens with runners being doubled off second (Dan Ford) and first (Don Baylor) bases; Rick Burleson (ss) to Carl Yastrzemski (1b).
- Apr. 27, 1981 at Oakland...line drive hit by Don Baylor with runners being doubled off second (John Harris) and first (Ed Ott) bases; Rob Picciolo (ss) to Dave Revering (1b).
- Aug. 8, 1983 vs. Minnesota...line drive hit by Ron Jackson with runners doubled off second (Bobby Grich) and first (Reggie Jackson) bases; Gary Gaetti (3b) to John Castino (2b) to Kent Hrbek (1b).
- Aug. 25, 1992 at Baltimore...line drive hit by Gary Gaetti with runners being doubled off third (Tim Salmon) and first (Chad Curtis) bases; Leo Gomez (3b) to Randy Milligan (1b).
- July 7, 2004 at Chicago (A.L.)...“around the horn” on ground ball hit by Bengie Molina; Joe Crede (3b) to Juan Uribe (2b) to Paul Konerko (1b).
- June 1, 2017 vs. Minnesota...“around the horn” on ground ball hit by Jefry Marte; Miguel Sano (3b) to Brian Dozier (2B) to Joe Mauer (1b).



Don Baylor



DAY-BY-DAY BEST/WORST RECORDS



GAME NO.	BEST RECORD	(# - Last Time)	WORST RECORD	(# - Last Time)	GAME NO.	BEST RECORD	(# - Last Time)	WORST RECORD	(# - Last Time)
1.	1-0	(30-'13)	0-1	(27-'17)	82.	51-31	('07)	30-52	('69)
2.	2-0	(10-'07)	0-2	(8-'16)	83.	51-32	('05, '07)	31-52	('69, '80)
3.	3-0	(4-'07)	0-3	(3-'14)	84.	52-32	('05)	31-53	('69)
4.	4-0	('70)	0-4	('76, '92)	85.	52-33	(4-'07)	31-54	('69)
5.	5-0	('70)	1-4	(8-'16)	86.	53-33	('89, '95)	32-54	('69)
6.	5-1	('70, '07)	1-5	('61)	87.	54-33	('95)	32-55	('69)
7.	5-2	(7-'17)	1-6	('61)	88.	55-33	('95)	33-55	('69, '80)
8.	6-2	(2-'17)	1-7	('61)	89.	56-33	('95)	33-56	('80)
9.	6-2-1	('74)	1-8	('61)	90.	56-34	('95)	33-57	('80)
10.	7-2-1	('74)	2-8	('61, '13)	91.	56-35	('95)	34-57	('80)
11.	8-3	('79, '82, '87)	3-8	('61, '02, '13)	92.	57-35	('95)	34-58	('80)
12.	9-3	('79, '82)	4-8	(7-'13)	93.	57-36	('95)	34-59	('80)
13.	10-3	('79, '82)	4-9	('61, '12, '13)	94.	58-36	('95)	34-60	('80)
14.	11-3	('79)	4-10	('61, '13)	95.	59-36	('95)	34-61	('80)
15.	12-3	('79)	5-10	(5-'13)	96.	60-36	('95)	35-61	('80)
16.	12-4	('79, '93)	5-11	('61, '76)	97.	60-37	('95)	36-61	('80)
17.	12-5	('79, '82, '93)	5-12	('61, '76)	98.	61-37	('95)	37-61	('80)
18.	13-5	('82, '93)	6-12	(4-'12)	99.	61-38	('95)	37-62	('80)
19.	14-5	('82)	6-13	('76, '02, '12)	100.	62-38	('95)	37-63	('80)
20.	14-6	('78, '82)	6-14	('02, '12)	101.	63-38	('95)	38-63	('80)
21.	15-6	('82)	7-14	('76, '02, '12)	102.	64-38	('95)	38-64	('80)
22.	15-7	('82)	7-15	('76, '12)	103.	64-39	('95, '08)	39-64	('80)
23.	16-7	('82)	7-16	('76)	104.	64-40	('95, '08)	40-64	('80)
24.	16-8	('82)	8-16	('76)	105.	65-40	('08)	40-64-1	('74)
25.	17-8	('82)	9-16	(4-'94)	106.	66-40	('08)	41-65	('69)
26.	17-9	(4-'95)	9-17	(4-'13)	107.	67-40	('08)	41-65-1	('69)
27.	18-9	('70, '78, '95)	9-18	('61, '94)	108.	68-40	('08)	42-66	('74)
28.	18-10	(4-'04)	9-19	('61)	109.	69-40	('08)	43-66	('69)
29.	19-10	('70, '04)	10-19	('61, '76)	110.	69-41	('08)	43-66-1	('74)
30.	20-10	('70, '04)	11-19	(7-'13)	111.	69-42	('08)	43-67-1	('74)
31.	21-10	('70, '04)	11-20	(6-'13)	112.	70-42	('08)	43-68-1	('74)
32.	22-10	('70, '04)	11-21	(5-'13)	113.	70-43	('08)	43-69-1	('74)
33.	22-11	('70, '04)	11-22	('69, '76, '13)	114.	71-43	('08)	44-69-1	('74)
34.	23-11	('70, '04)	11-23	('69)	115.	72-43	('08)	45-69-1	('74)
35.	23-12	('70, '04)	11-24	('69)	116.	73-43	('08)	45-70-1	('74)
36.	24-12	('70, '04)	11-25	('69)	117.	74-43	('08)	45-71-1	('74)
37.	25-12	('70, '04)	11-26	('69)	118.	75-43	('08)	46-71-1	('74)
38.	25-13	(4-'04)	11-27	('69)	119.	75-44	('08)	46-72-1	('74)
39.	26-13	(4-'04)	11-28	('69)	120.	75-45	('08)	47-72-1	('74)
40.	26-14	(4-'04)	12-28	('69)	121.	76-45	('08)	48-72-1	('74)
41.	27-14	('70, '82, '89)	13-28	('69)	122.	76-46	('08)	48-73-1	('74)
42.	28-14	('70)	13-29	('69)	123.	76-47	('08)	48-74-1	('74)
43.	28-15	(4-'04)	14-29	('69)	124.	76-48	('08)	49-75	('80)
44.	29-15	('82, '89, '04)	14-30	('69)	125.	77-48	('08)	49-76	('80)
45.	29-16	('82, '89, '04)	15-30	('69)	126.	77-49	('08)	50-76	('80)
46.	30-16	('82, '89)	16-30	('61, '64, '69)	127.	77-50	('08)	50-76-1	('74)
47.	31-16	('82, '89)	16-31	('69)	128.	78-50	('08)	50-77-1	('74)
48.	32-16	('89)	16-32	('69)	129.	79-50	('08)	50-78-1	('74)
49.	33-16	('89)	16-33	('69)	130.	79-51	('08)	50-79-1	('74)
50.	33-17	('89)	16-34	('69)	131.	80-51	('08)	51-80	('99)
51.	33-18	('89)	17-34	('69)	132.	80-52	('08)	51-81	('99)
52.	34-18	('89)	17-35	('69)	133.	81-52	('08)	51-82	('99)
53.	35-18	('89)	18-35	('69)	134.	82-52	('08)	52-82	('80, '99)
54.	35-19	('89)	18-36	('69)	135.	83-52	('08)	52-83	('80, '99)
55.	36-19	('89)	19-36	('69)	136.	83-53	('08, '14)	52-84	('99)
56.	36-20	('89)	19-37	('69)	137.	84-53	('08)	52-84-1	('74)
57.	36-21	('89)	20-37	('69)	138.	84-54	('02, '08)	53-84-1	('74)
58.	36-22	('89, '07)	20-38	('69)	139.	85-54	('02, '08)	53-85-1	('74)
59.	37-22	('07)	20-39	('69)	140.	86-54	('02)	54-85-1	('74)
60.	38-22	('07)	21-39	('61, '69, '80)	141.	87-54	('02)	55-85-1	('74)
61.	38-23	('07)	21-40	('61, '69, '80)	142.	88-54	('02)	55-86-1	('74)
62.	39-23	('07)	21-41	('61)	143.	88-55	('02, '14)	56-86-1	('74)
63.	40-23	('07)	22-41	('61)	144.	89-55	('02, '14)	56-87-1	('74)
64.	40-24	('07)	23-41	('61, '69, '80)	145.	90-55	('02, '14)	57-87-1	('74)
65.	40-25	('07)	23-42	('61, '69, '80)	146.	91-55	('02, '14)	58-87-1	('74)
66.	41-25	('07)	23-43	('69, '80)	147.	92-55	('02, '14)	58-88-1	('74)
67.	42-25	('07)	23-44	('69, '80)	148.	93-55	('02, '14)	58-89-1	('74)
68.	42-26	('07)	24-44	('61, '69, '80)	149.	94-55	('02)	59-89-1	('74)
69.	43-26	('07)	24-45	('61, '69, '80)	150.	94-56	('02, '14)	60-89-1	('74)
70.	44-26	('07)	24-46	('69, '80)	151.	95-56	('02)	61-89-1	('74)
71.	45-26	('07)	25-46	('61, '69, '80)	152.	95-57	('02, '14)	61-90-1	('74)
72.	45-27	('07)	25-47	('61, '69)	153.	95-58	('02, '14)	61-91-1	('74)
73.	46-27	('07)	26-47	('61, '69, '80)	154.	96-58	('02)	61-92-1	('74)
74.	47-27	('07)	26-48	('69)	155.	96-59	('02, '08, '14)	61-93-1	('74)
75.	48-27	('07)	27-48	('69)	156.	97-59	('08)	62-93-1	('74)
76.	49-27	('07)	28-48	('61, '69, '80)	157.	97-60	('08)	63-93-1	('74)
77.	49-28	('07)	28-49	('69)	158.	98-60	('08)	63-94-1	('74)
78.	49-29	('07)	28-50	('69)	159.	99-60	('08)	64-94-1	('74)
79.	49-30	('07)	29-50	('69)	160.	99-61	('08)	65-95	('80)
80.	50-30	('07)	30-50	('69, '80)	161.	99-62	('08)	66-94-1	('74)
81.	50-31	('05, '07)	30-51	('69, '80)	162.	100-62	('08)	67-95	('68)
					163.	---		68-94-1	('74)

CLUB HISTORY



DAY-OF-THE-WEEK TOTALS



YEAR	MON.	TUE.	WED.	THU.	FRI.	SAT.	SUN.	RECORD
1961	6-9	12-14	8-13	4-16	14-14	17-6	9-19	70-91
1962	7-2	9-16	19-6	10-7	12-14	12-14	17-17	86-76
1963	7-7	9-9	15-19	5-11	8-16	14-11	12-18	70-91
1964	5-9	14-11	18-9	7-5	10-17	12-13	16-16	82-80
1965	8-8	14-8	13-18	4-8	14-12	14-11	8-22	75-87
1966	8-9	11-9	12-12	7-10	14-10	15-11	13-21	80-82
1967	11-8	11-19	13-7	2-5	18-8	11-16	18-14	84-77
1968	9-12	9-13	7-18	5-9	13-13	10-14	14-16	67-95
1969	10-5	9-16	13-13	5-8	11-19	10-14	13-16	71-91
1970	9-4	13-14	14-12	9-8	13-13	9-16	19-9	86-76
1971	6-9	11-11	11-13	8-15	14-11	12-12	14-15	76-86
1972	5-10	11-12	13-10	8-6	10-16	14-12	14-14	75-80
1973	9-4	11-13	17-8	7-13	11-14	14-12	10-19	79-83
1974	7-10	8-15	14-12	4-8	14-14	12-15	9-20	68-94
1975	7-9	9-15	11-13	9-5	8-18	14-15	14-14	72-89
1976	10-7	12-11	11-12	9-9	8-16	14-14	12-17	76-86
1977	9-10	11-11	10-12	7-9	12-14	10-16	15-16	74-88
1978	5-12	9-14	11-11	15-2	16-12	15-14	16-10	87-75
1979	11-5	10-14	11-15	8-9	13-12	20-6	15-13	88-74
1980	8-10	12-10	12-12	5-13	14-13	8-17	6-20	65-95
1981	9-6	9-8	7-9	6-4	6-10	6-12	8-10	51-59
1982	11-4	12-13	10-13	11-10	17-9	16-10	16-10	93-69
1983	8-15	11-11	12-12	6-9	11-15	12-15	10-15	70-92
1984	8-13	15-10	11-14	7-8	13-12	15-10	12-14	81-81
1985	11-9	10-12	12-12	10-8	14-12	15-11	18-8	90-72
1986	12-8	17-8	15-8	8-10	11-15	17-8	12-13	92-70
1987	9-12	13-11	15-8	6-10	9-17	11-15	12-14	75-87
1988	8-11	7-16	11-13	9-8	16-11	10-16	14-12	75-87
1989	8-10	13-10	14-11	9-10	16-10	13-13	18-7	91-71
1990	11-9	15-9	11-15	8-9	12-13	11-14	12-13	80-82
1991	10-9	15-10	11-12	10-7	7-19	15-11	13-13	81-81
1992	7-10	8-18	9-16	8-9	14-12	16-10	10-15	72-90
1993	4-12	9-15	13-12	7-11	12-15	13-13	13-13	71-91
1994	2-10	8-9	9-9	5-8	8-11	8-10	7-11	47-68
1995	9-8	12-9	8-14	11-6	11-11	11-11	16-8	78-67
1996	7-13	9-15	11-12	7-11	14-11	9-17	13-12	70-91
1997	10-8	13-11	10-14	9-10	14-11	14-12	14-12	84-78
1998	12-5	11-11	15-11	10-9	11-14	11-15	15-12	85-77
1999	6-11	11-15	12-13	9-8	12-13	9-8	11-14	70-92
2000	9-9	13-12	11-14	8-8	18-8	13-13	10-16	82-80
2001	5-4	8-16	11-14	16-10	12-13	10-16	13-14	75-87
2002	6-8	13-12	16-9	11-8	19-8	15-11	19-7	99-63
2003	4-8	11-14	14-10	9-12	12-14	15-12	12-15	77-85
2004	7-4	13-11	11-14	11-13	17-9	19-7	14-12	92-70
2005	12-4	12-13	12-13	11-7	18-7	16-11	14-12	95-67
2006	12-10	16-9	11-14	6-6	14-12	16-10	14-12	89-73
2007	10-7	13-12	12-13	10-7	18-9	16-10	15-10	94-68
2008	12-8	17-8	14-11	10-4	14-12	16-10	17-9	100-62
2009	11-6	14-12	13-12	12-5	15-11	14-12	18-7	97-65
2010	10-8	8-17	14-11	5-11	14-12	16-10	13-13	80-82
2011	8-12	15-10	13-12	8-5	14-12	14-13	14-12	86-76
2012	12-7	15-9	13-12	6-10	16-10	14-11	13-14	89-73
2013	4-14	9-15	11-13	12-6	14-11	19-8	9-17	78-84
2014	10-9	15-11	15-9	10-5	17-9	17-9	14-12	98-64
2015	10-10	16-9	14-11	8-7	16-9	12-15	9-16	85-77
2016	11-10	11-14	12-12	8-6	7-19	11-15	14-12	74-88
2017	6-9	18-7	13-12	5-14	9-17	15-11	14-12	80-82
Totals	467-479	659-673	687-677	452-479	782-700	746-689	740-762	4,557-4,547

CLUB HISTORY

ANGELS BY THE DECADES

YEARS	RECORD/PCT.	.500 -or-BETTER SEASONS
1961-1969	685-770 (.471)	3
1970-1979	781-831 (.484)	3
1980-1989	783-783 (.500)	5
1990-1999	738-817 (.475)	4
2000-2009	900-720 (.556)	7
2010-2017	670-626 (.517)	4



ANGELS MONTH-BY-MONTH TOTALS



YEAR	MARCH	APRIL	MAY	JUNE	JULY	AUG.	SEPT.	OCT.
1961	—	4-9	12-16	12-22	17-10	13-19	12-14	0-1
1962	—	7-9	17-11	17-13	16-13	18-14	11-16	—
1963	—	11-10	11-17	19-12	12-19	8-18	9-15	—
1964	—	6-7	10-22	19-12	19-12	14-15	12-11	2-1
1965	—	6-7	18-17	9-17	14-14	14-17	13-14	1-1
1966	—	7-6	16-14	16-15	15-14	13-17	12-15	1-1
1967	—	8-9	10-18	20-11	17-11	11-16	17-11	1-1
1968	—	8-10	14-15	15-12	11-18	13-22	6-18	—
1969	—	6-10	8-19	11-18	15-14	15-12	16-16	0-2
1970	—	13-7	17-10	13-14	15-14	16-13	11-18	1-0
1971	—	12-11	11-16	12-18	17-11	11-16	13-14	—
1972	—	5-8	13-15	13-14	13-16	13-14	17-11	1-2
1973	—	9-8	11-12	15-15	12-16	16-15	12-19	—
1974	—	11-11	12-15	9-20	9-18	11-17	14-13	2-0
1975	—	12-8	10-18	13-17	12-16	15-14	10-16	—
1976	—	5-12	14-18	12-15	14-14	13-15	16-11	2-1
1977	—	9-10	11-14	15-13	12-16	16-12	14-19	1-1
1978	—	14-7	11-14	15-15	16-14	14-13	16-12	1-0
1979	—	15-8	15-12	14-15	17-11	11-17	16-11	—
1980	—	8-10	11-15	6-21	12-16	14-15	14-14	0-4
1981	—	10-11	13-16	8-2	—	9-10	10-18	1-2
1982	—	15-7	16-11	14-12	13-14	17-12	15-13	3-0
1983	—	13-9	14-12	13-14	9-20	12-18	7-19	2-0
1984	—	15-11	11-14	15-12	12-14	13-16	15-14	—
1985	—	14-7	12-13	15-12	16-11	16-13	14-13	—
1986	—	11-8	10-17	17-10	15-11	19-10	19-10	1-4
1987	—	12-11	9-17	17-11	15-11	13-16	7-19	2-2
1988	—	10-13	9-19	15-11	19-8	15-14	7-20	0-2
1989	—	15-10	18-7	12-14	18-10	15-14	12-16	1-0
1990	—	8-11	11-14	15-13	12-16	16-12	12-15	2-1
1991	—	10-10	16-11	15-12	11-15	11-18	15-13	3-2
1992	—	11-10	10-17	11-17	14-13	13-16	10-16	3-1
1993	—	13-6	14-15	10-17	11-17	13-17	10-18	2-1
1994	—	9-16	14-13	10-17	11-16	3-6	—	—
1995	—	2-2	18-11	10-13	20-7	11-17	10-16	1-1
1996	—	13-12	13-14	15-14	10-16	11-18	8-17	—
1997	—	12-12	16-12	13-15	19-9	14-15	10-15	—
1998	—	15-11	12-15	22-6	9-18	18-12	9-15	—
1999	—	11-15	11-15	11-15	8-17	8-21	16-12	3-0
2000	—	13-13	14-13	14-12	16-12	11-15	14-14	0-1
2001	—	10-15	14-13	14-13	16-11	15-14	6-15	0-6
2002	0-1	11-13	19-7	17-12	16-10	18-11	18-9	—
2003	0-1	13-13	13-13	14-13	12-15	14-15	11-15	0-0
2004	—	13-10	17-10	11-16	15-12	19-8	15-13	2-1
2005	—	13-11	17-11	17-9	13-14	14-13	19-9	2-0
2006	—	12-13	11-17	12-14	19-7	16-13	19-8	—
2007	—	15-11	18-11	17-9	12-12	18-11	14-14	—
2008	0-1	11-13	18-10	16-10	19-6	15-13	17-9	—
2009	—	9-12	16-12	17-9	19-7	17-12	16-12	3-1
2010	—	12-12	14-15	18-9	9-17	11-16	14-12	2-1
2011	1-0	14-12	14-16	13-12	17-10	14-13	13-13	—
2012	—	11-15	8-11	17-9	14-12	15-13	18-9	1-2
2013	—	9-17	16-13	14-13	9-15	14-14	16-12	—
2014	0-1	13-13	16-12	15-10	19-8	19-10	15-11	—
2015	—	11-11	16-13	14-13	14-10	10-19	18-9	2-2
2016	—	11-13	13-15	8-19	15-11	12-16	14-13	1-1
2017	—	20-17	14-15	14-14	8-13	18-17	10-17	—
TOTALS	1-4	616-596	788-797	796-761	787-737	778-826	737-776	54-50

NOTE: Bold denotes best record.

ANGELS VS. AMERICAN LEAGUE DIVISIONS

YEAR	VS. EAST			VS. CENTRAL			VS. WEST		
	HOME	ROAD	TOTAL	HOME	ROAD	TOTAL	HOME	ROAD	TOTAL
1969	22-17	13-26	35-43	—	—	—	21-21	15-27	36-48
1970	21-18	22-19	41-37	—	—	—	22-20	23-19	45-39
1971	22-17	15-24	37-41	—	—	—	13-29	26-16	39-45
1972	19-17	15-21	34-38	—	—	—	25-19	16-23	41-42
1973	18-18	16-20	34-38	—	—	—	25-20	20-25	45-45
1974	13-13	14-22	27-45	—	—	—	23-22	18-27	41-49
1975	17-19	18-17	35-36	—	—	—	18-27	19-26	37-53
1976	17-19	14-22	31-41	—	—	—	21-24	24-21	45-45
1977	17-19	17-19	34-38	—	—	—	22-23	18-27	40-50
1978	20-16	15-21	35-37	—	—	—	30-15	22-23	52-38
1979	15-17	16-26	41-43	—	—	—	24-15	23-16	47-31
1980	9-33	16-24	25-57	—	—	—	21-18	19-20	40-38
1981	19-13	13-14	32-27	—	—	—	7-15	17-12	19-32
1982	23-19	21-21	44-40	—	—	—	29-10	20-19	49-29
1983	20-22	18-24	38-46	—	—	—	15-24	17-22	32-46
1984	19-23	23-19	42-42	—	—	—	18-21	21-18	39-39
1985	28-14	17-25	45-39	—	—	—	21-16	24-17	45-33
1986	23-20	21-20	44-40	—	—	—	27-12	21-18	48-30
1987	20-22	16-26	36-48	—	—	—	18-21	21-18	39-39
1988	16-12	20-23	39-41	—	—	—	16-23	20-19	36-42
1989	30-12	20-22	50-34	—	—	—	22-17	19-20	41-37
1990	23-19	19-23	42-42	—	—	—	19-20	19-20	38-40
1991	23-19	21-21	44-40	—	—	—	17-22	20-19	37-41
1992	24-18	14-28	38-46	—	—	—	17-22	17-22	34-44
1993	24-8	23-40	47-48	—	—	—	20-19	15-24	35-43
1994	8-18	11-13	19-31	9-13	8-7	17-20	6-9	5-8	11-17
1995	13-15	13-14	28-29	13-11	18-7	31-18	6-13	6-13	19-20
1996	19-12	11-19	30-31	16-15	9-21	25-36	8-11	7-13	15-24
1997	16-12	9-18	25-30	17-11	13-14	30-25	13-15	13-15	25-31
1998	13-15	14-13	27-28	13-14	16-12	29-26	10-8	9-9	19-17
1999	11-15	9-21	20-36	13-15	11-13	24-28	11-7	9-9	20-16
2000	17-13	11-14	28-27	13-10	12-16	25-26	9-10	8-11	17-21
2001	10-9	14-8	24-17	15-9	9-12	24-21	9-20	8-21	17-41
2002	15-7	13-6	28-13	10-15	15-9	30-15	18-11	12-17	30-28
2003	7-14	8-16	15-30	17-6	9-9	26-15	15-14	10-19	25-33
2004	14-8	11-10	25-18	13-8	15-7	28-15	15-14	17-12	32-26
2005	12-8	7-14	19-22	15-10	15-7	30-17	16-11	18-11	34-22
2006	16-8	9-18	25-26	10-9	14-9	24-18	12-5	17-11	32-25
2007	14-5	12-13	26-18	14-10	8-11	22-21	18-11	14-14	32-25
2008	18-6	12-10	30-16	11-8	13-9	24-17	17-12	19-9	36-21
2009	15-6	11-11	26-17	14-8	13-9	27-17	14-15	16-12	30-27
2010	7-14	8-13	15-27	10-13	9-13	19-26	21-7	14-15	35-22
2011	8-11	12-12	20-23	14-9	11-9	25-18	16-14	13-16	27-30
2012	13-11	9-9	22-20	15-5	10-15	25-20	12-16	18-11	30-27
2013	10-8	8-8	18-16	7-9	11-5	18-14	17-20	15-14	32-44
2014	8-8	11-6	19-14	14-2	10-7	24-9	24-15	19-18	43-33
2015	9-7	14-6	19-16	11-6	6-11	17-17	24-14	20-18	44-32
2016	6-11	7-10	13-21	11-4	6-11	17-15	18-21	17-20	35-41
2017	9-7	10-6	19-13	7-11	4-12	11-23	20-17	19-20	39-37
TOTALS	803-723	675-840	1478-1563	307-222	265-255	572-477	869-799	810-859	1669-1648

CLUB HISTORY



ANGELS IN INTERLEAGUE PLAY



N.L. WEST			
ARIZONA DIAMONDBACKS			
YEAR	HOME	ROAD	TOTALS
1998	0-0	2-1	2-1
1999	1-2	0-0	1-2
2000	0-0	1-2	1-2
2001	1-2	0-0	1-2
2006	0-0	2-1	2-1
2009	0-0	3-0	3-0
2012	2-1	0-0	2-1
2015	1-1	1-1	2-2
TOTALS	5-6	9-5	14-11

COLORADO ROCKIES			
YEAR	HOME	ROAD	TOTALS
1997	0-2	1-1	1-3
1998	3-0	0-0	3-0
1999	0-0	2-1	2-1
2000	3-0	0-0	3-0
2001	0-0	3-0	3-0
2006	1-2	0-0	1-2
2009	2-1	0-0	2-1
2010	2-1	0-0	2-1
2012	0-0	3-0	3-0
2015	2-0	2-0	4-0
TOTALS	13-6	11-2	24-8

LOS ANGELES DODGERS			
YEAR	HOME	ROAD	TOTALS
1997	0-2	0-2	0-4
1998	2-0	1-1	3-1
1999	1-2	1-2	2-4
2000	2-1	2-1	4-2
2001	2-1	2-1	4-2
2002	2-1	1-2	3-3
2003	3-0	1-2	4-2
2004	1-2	2-1	3-3
2005	3-0	2-1	5-1
2006	2-1	0-3	2-4
2007	3-0	2-1	5-1
2008	2-1	1-2	3-3
2009	1-2	1-1	2-3
2010	2-1	3-0	5-1
2011	2-1	2-1	4-2
2012	2-1	2-1	4-2
2013	2-0	0-2	2-2
2014	0-2	1-1	1-3
2015	1-2	0-3	1-5
2016	2-0	1-1	3-1
2017	1-1	1-1	2-2
TOTALS	36-21	27-30	63-51

SAN DIEGO PADRES			
YEAR	HOME	ROAD	TOTALS
1997	1-1	1-1	2-2
1998	0-0	1-2	1-2
1999	0-3	0-0	0-3
2000	0-0	2-1	2-1
2001	2-1	0-0	2-1
2006	1-2	0-0	1-2
2009	3-0	0-0	3-0
2012	0-0	1-2	1-2
2015	1-2	0-0	1-2
TOTALS	8-9	5-6	13-15

SAN FRANCISCO GIANTS			
YEAR	HOME	ROAD	TOTALS
1997	0-2	1-1	1-3
1998	1-2	0-0	1-2
1999	0-0	1-2	1-2
2000	2-1	0-0	2-1
2001	0-0	0-3	0-3
2006	0-0	1-2	1-2
2009	0-0	3-0	3-0
2012	2-1	0-0	2-1
2015	0-0	0-3	0-3
TOTALS	5-6	6-11	11-17

N.L. CENTRAL			
CHICAGO CUBS			
YEAR	HOME	ROAD	TOTALS
2004	1-2	0-0	1-2
2010	0-0	2-1	2-1
2013	1-1	1-1	2-2
2016	0-2	0-2	0-4
TOTALS	2-5	3-4	5-9

CINCINNATI REDS			
YEAR	HOME	ROAD	TOTALS
2002	2-1	0-0	2-1
2007	0-0	2-1	2-1
2013	0-0	1-2	1-2
2016	3-0	0-0	3-0
TOTALS	5-1	3-3	8-4

HOUSTON ASTROS			
YEAR	HOME	ROAD	TOTALS
2004	0-0	1-2	1-2
2007	2-1	0-0	2-1
TOTALS	2-1	1-2	3-3

MILWAUKEE BREWERS			
YEAR	HOME	ROAD	TOTALS
2002	0-0	3-0	3-0
2004	1-2	0-0	1-2
2010	1-2	0-0	1-2
2013	0-0	3-0	3-0
2016	0-0	1-2	1-2
TOTALS	2-4	7-2	9-6

PITTSBURGH PIRATES			
YEAR	HOME	ROAD	TOTALS
2002	2-1	0-0	2-1
2004	0-0	1-2	1-2
2007	3-0	0-0	3-0
2013	0-3	0-0	0-3
2016	0-0	2-1	2-1
TOTALS	5-4	3-3	8-7

ST. LOUIS CARDINALS			
YEAR	HOME	ROAD	TOTALS
2002	0-0	1-2	1-2
2007	0-0	2-1	2-1
2010	0-0	1-2	1-2
2013	2-1	0-0	2-1
2016	0-3	0-0	0-3
TOTALS	2-4	4-5	6-9

N.L. EAST			
ATLANTA BRAVES			
YEAR	HOME	ROAD	TOTALS
2005	0-0	2-1	2-1
2008	1-2	0-0	1-2
2011	2-1	0-0	2-1
2014	0-0	1-2	1-2
2017	2-1	0-0	2-1
TOTALS	5-4	3-3	8-7

MIAMI MARLINS			
YEAR	HOME	ROAD	TOTALS
2003	0-0	2-1	2-1
2005	2-1	0-0	2-1
2011	0-0	2-1	2-1
2014	2-1	0-0	2-1
2017	0-0	1-2	1-2
TOTALS	4-2	5-4	9-6

NEW YORK METS			
YEAR	HOME	ROAD	TOTALS
2003	1-2	0-0	1-2
2005	0-0	2-1	2-1
2008	1-2	0-0	1-2
2011	0-0	2-1	2-1
2014	2-1	0-0	2-1
2017	0-0	1-2	1-2
TOTALS	4-5	5-4	9-9

PHILADELPHIA PHILLIES			
YEAR	HOME	ROAD	TOTALS
2003	2-1	0-0	2-1
2008	0-0	3-0	3-0
2014	2-0	2-0	4-0
2017	3-0	0-0	3-0
TOTALS	7-1	5-0	12-1

WASHINGTON NATIONALS			
YEAR	HOME	ROAD	TOTALS
2003*	0-0	2-1	2-1
2005	1-2	0-0	1-2
2008	0-0	2-1	2-1
2011	3-0	0-0	3-0
2014	0-0	2-1	2-1
2017	1-1	1-1	2-2
TOTALS	5-3	7-4	12-7

* vs. Montreal Expos (in San Juan, PR)

BY DIVISION			
DIVISION	HOME	ROAD	TOTAL
N.L. West	67-48	58-54	125-102
N.L. Central	18-19	21-19	39-38
N.L. East	25-15	25-15	50-30
TOTALS	110-82	104-88	214-170

BY YEAR			
YEAR	HOME	ROAD	TOTAL
1997	1-7	3-5	4-12
1998	6-2	4-4	10-6
1999	2-7	4-5	6-12
2000	7-2	5-4	12-6
2001	5-4	5-4	10-8
2002	6-3	5-4	11-7
2003	6-3	5-4	11-7
2004	3-6	4-5	7-11
2005	6-3	6-3	12-6
2006	4-5	3-6	7-11
2007	8-1	6-3	14-4
2008	4-5	6-3	10-8
2009	6-3	8-1	14-4
2010	5-4	6-3	11-7
2011	7-2	6-3	13-5
2012	6-3	6-3	12-6
2013	5-5	5-5	10-10
2014	6-4	6-4	12-8
2015	5-5	3-7	8-12
2016	5-5	6-6	9-11
2017	7-3	4-6	11-9
TOTALS	110-82	104-88	214-170

CLUB HISTORY



SERIES SWEEPS



3-GAME					4-GAME				
BALTIMORE	TOT.	W/L	H/R	LAST TIME	TOT.	W/L	H/R	LAST TIME	
	9	W	H	Sept. 4-6, 2006	0	W	H	—	
	11	L	H	Aug. 27-29, 2010	0	0	0	—	
	2	W	R	Aug. 19-21, 2011	0	W	R	—	
	10	L	R	Aug. 3-5, 2010	2	L	R	July 17-20, 2003	
BOSTON	TOT.	W/L	H/R	LAST TIME	TOT.	W/L	H/R	LAST TIME	
	13	W	H	Aug. 28-30, 2012	1	W	H	July 17-20, 2015	
	11	H	L	July 26-28, 2010	1	L	H	June 12-15, 1980	
	4	W	R	Aug. 21-23, 2012	2	W	R	Aug. 18-21, 2011	
	15	L	R	Apr. 13-16, 2007	3	L	R	Apr. 21-24, 2011	
CHICAGO (AL)	TOT.	W/L	H/R	LAST TIME	TOT.	W/L	H/R	LAST TIME	
	11	W	H	May 15-17, 2017	1	W	H	Sept. 28-Oct. 1, 1970	
	9	L	H	Sept. 24-26, 2010	1	L	H	Sept. 22-25, 1983	
	6	W	R	Apr. 15-17, 2011	1	W	R	July 28-31, 1988	
	11	L	R	Aug. 10-12, 2015	4	L	R	July 5-8, 2010	
CLEVELAND	TOT.	W/L	H/R	LAST TIME	TOT.	W/L	H/R	LAST TIME	
	12	W	H	Apr. 28-30, 2014	2	W	H	May 13-16, 1982	
	12	L	H	Sept. 19-21, 2017	0	0	0	—	
	4	W	R	Sept. 3-5, 2004	2	W	R	July 28-30, 1997	
	4	L	R	July 25-27, 2017	6	L	R	Aug. 30-Sept. 2, 1999	
COLORADO	TOT.	W/L	H/R	LAST TIME	TOT.	W/L	H/R	LAST TIME	
	2	W	H	July 7-9, 2000	0	W	H	—	
	0	L	H	—	0	L	H	—	
	2	W	R	June 8-10, 2012	0	W	R	—	
	0	L	R	—	0	L	R	—	
DETROIT	TOT.	W/L	H/R	LAST TIME	TOT.	W/L	H/R	LAST TIME	
	11	W	H	Apr. 19-21, 2013	4	W	H	May 28-31, 2015	
	8	H	L	Aug. 16-18, 1993	0	H	L	—	
	4	W	R	June 25-27, 2013	1	W	R	July 13-16, 1995	
	12	L	R	Apr. 30-May 2, 2010	1	L	R	July 1-4, 1968	
HOUSTON	TOT.	W/L	H/R	LAST TIME	TOT.	W/L	H/R	LAST TIME	
	0	W	H	—	1	W	H	July 3-6, 2014	
	0	H	L	—	1	L	H	May 31-June 3, 2013	
	0	W	R	—	0	W	R	—	
	2	L	R	July 28-30, 2015	0	L	R	—	
KANSAS CITY	TOT.	W/L	H/R	LAST TIME	TOT.	W/L	H/R	LAST TIME	
	11	W	H	Aug. 9-11, 2010	0	W	H	—	
	8	L	H	June 25-27, 2007	2	L	H	May 6-9, 1996	
	8	W	R	July 21-22, 2009	2	W	R	May 23-26, 2013	
	8	L	R	Apr. 14-16, 2017	0	L	R	—	
LOS ANGELES	TOT.	W/L	H/R	LAST TIME	TOT.	W/L	H/R	LAST TIME	
	3	W	H	May 18-20, 2007	0	W	H	—	
	0	L	H	—	0	L	H	—	
	1	W	R	June 11-13, 2010	0	W	R	—	
	2	L	R	July 31-Aug. 2, 2015	0	L	R	—	
MILWAUKEE	TOT.	W/L	H/R	LAST TIME	TOT.	W/L	H/R	LAST TIME	
	9	W	H	May 16-18, 1997	0	W	H	—	
	4	H	L	Sept. 19-21, 1988	0	L	H	—	
	4	W	R	Aug. 30-Sept. 1, 2013	1	W	R	July 27-30, 1995	
	5	L	R	May 9-11, 1997	0	L	R	—	
MINNESOTA	TOT.	W/L	H/R	LAST TIME	TOT.	W/L	H/R	LAST TIME	
	14	W	H	June 24-26, 2014	0	W	H	—	
	6	H	L	Aug. 6-8, 1996	1	L	H	Sept. 22-25, 1988	
	10	W	R	July 31-Aug. 2, 2009	2	W	R	Sept. 4-7, 2014	
	8	L	R	Apr. 17-19, 2009	2	L	R	Sept. 27-30, 1993	
NEW YORK (AL)	TOT.	W/L	H/R	LAST TIME	TOT.	W/L	H/R	LAST TIME	
	9	W	H	July 10-12, 2009	0	W	H	—	
	7	L	H	July 29-31, 2003	2	L	H	Oct. 4-7, 2001	
	6	W	R	May 25-27, 2007	0	W	R	July 21-24, 1994	
	7	L	R	June 5-7, 2015	5	L	R	July 22-25, 1993	
OAKLAND	TOT.	W/L	H/R	LAST TIME	TOT.	W/L	H/R	LAST TIME	
	12	W	H	Aug. 28-30, 2017	5	W	H	Aug. 28-31, 2014	
	7	L	H	Apr. 9-11, 2013	0	L	H	—	
	7	W	R	Sept. 3-5, 2012	1	W	R	July 10-13, 1997	
	12	L	R	June 29-July 1, 2004	2	L	R	Apr. 18-20, 1980	
PHILADELPHIA	TOT.	W/L	H/R	LAST TIME	TOT.	W/L	H/R	LAST TIME	
	1	W	H	Aug. 1-3, 2017	0	W	H	—	
	1	L	H	June 20-23, 2008	0	L	H	—	
	0	W	R	—	0	W	R	—	
	0	L	R	—	0	L	R	—	
PITTSBURGH	TOT.	W/L	H/R	LAST TIME	TOT.	W/L	H/R	LAST TIME	
	1	W	H	June 22-24, 2007	0	W	H	—	
	1	L	H	June 21-23, 2013	0	L	H	—	
	0	W	R	—	0	W	R	—	
	0	L	R	June 12-14, 2001	0	L	R	—	
SAN DIEGO	TOT.	W/L	H/R	LAST TIME	TOT.	W/L	H/R	LAST TIME	
	1	W	H	June 12-14, 2009	0	W	H	—	
	1	L	H	July 18-20, 1999	0	L	H	—	
	1	W	R	—	0	W	R	—	
	0	L	R	—	0	L	R	—	
SAN FRANCISCO	TOT.	W/L	H/R	LAST TIME	TOT.	W/L	H/R	LAST TIME	
	0	W	H	—	0	W	H	—	
	0	L	H	—	0	L	H	—	
	1	W	R	June 15-17, 2009	0	W	R	—	
	2	L	R	May 1-3, 2015	0	L	R	—	
SEATTLE	TOT.	W/L	H/R	LAST TIME	TOT.	W/L	H/R	LAST TIME	
	9	W	H	Apr. 7-9, 2017	4	W	H	July 7-10, 2011	
	7	H	L	Mar. 31-Apr. 2, 2014	2	L	H	Aug. 10, 2005	
	11	W	R	June 4-6, 2010	3	W	R	Aug. 10-13, 2017	
	6	L	R	Sept. 26-28, 2014	1	L	R	Apr. 19-22, 2001	
TAMPA BAY	TOT.	W/L	H/R	LAST TIME	TOT.	W/L	H/R	LAST TIME	
	4	W	H	Aug. 10-12, 2009	1	W	H	May 6-9, 2004	
	1	L	H	June 6-8, 2011	1	L	H	Aug. 16-19, 2012	
	3	W	R	July 14-16, 2006	0	W	R	—	
	3	L	R	Apr. 24-26, 2012	0	L	R	—	
TEXAS	TOT.	W/L	H/R	LAST TIME	TOT.	W/L	H/R	LAST TIME	
	16	W	H	June 20-22, 2014	0	W	H	—	
	5	L	H	Aug. 5-7, 2013	0	L	H	—	
	10	W	R	July 3-5, 2015	1	W	R	July 10-13, 2014	
	9	L	R	July 29-31, 2013	4	L	R	Sept. 26-29, 2013	
TORONTO	TOT.	W/L	H/R	LAST TIME	TOT.	W/L	H/R	LAST TIME	
	5	W	H	May 9-11, 2014	0	W	H	—	
	3	L	H	Aug. 21-23, 2015	0	L	H	—	
	7	W	R	Sept. 10-12, 2013	0	W	R	—	
	10	L	R	July 26-28, 2005	2	L	R	July 3-6, 1992	
WASHINGTON	TOT.	W/L	H/R	LAST TIME	TOT.	W/L	H/R	LAST TIME	
	1	W	H	June 27-29, 2011	0	W	H	—	

CLUB HISTORY



MARATHONS IN ANGELS HISTORY



(14 INNINGS-OR-MORE)

DATE	OPPONENT	H/A	INNINGS	SCORE	WINNER	LOSER
4/13/82 **	Seattle	H	20	4-3	Sanchez	Nelson
7/ 9/71	Oakland	A	20	0-1	Knowles	Queen
8/9/14	Boston	H	19	5-4	Shoemaker	Workman
4/29/13	Oakland	A	19	8-10	Blevins	Enright
7/28/05	Toronto	A	18	1-2	Walker	Shields
6/ 8/04	Milwaukee	H	17	0-1	Kinney	Ortiz
9/21/89	Cleveland	A	17	4-5	Bailes	Monteleone
9/10/88	Texas	A	17	2-3	Vande Berg	Cook
5/31/66	Cleveland	H	17	5-7	Hargan	Chance
7/18/14	Seattle	H	16	3-2	Santiago	Leone
9/ 8/10 **	Cleveland	H	16	4-3	Palmer	Ambriz
7/ 6/90	Milwaukee	A	16	9-8	Minton	Edens
7/22/89	Detroit	H	16	5-4	Petry	Hudson
7/ 7/86	Milwaukee	A	16	3-1	Forster	Plesac
4/ 8/82	Oakland	A	16	8-6	Sanchez	Jones
7/24/78	Cleveland	A	16	5-4	Griffin	Kern
9/22/75	Chicago	H	16	3-0	Kirkwood	Gossage
7/ 8/72	Boston	H	16	4-3	Barber	Lee
8/ 1/71	Detroit	A	16	3-4	Niekro	Allen
5/11/70	Boston	H	16	2-1	LaRoche	Brett
4/24/64	Cleveland	H	16	2-5	McMahon	Fowler
8/ 3/63	Chicago	H	16	6-5	Foytack	Fisher
9/ 6/08	Chicago (A.L.)	R	15	6-7	Wasserman	Speier
6/13/04	Chicago (N.L.)	H	15	5-6	Leicester	Hensley
9/ 7/97	Detroit	A	15	5-4	Hasegawa	Dishman
9/27/96	Texas	A	15	4-3	Harris	Whiteside
9/ 2/92	Cleveland	H	15	3-2	Lewis	Lilliquist
9/13/86	Chicago	A	15	3-2	Lucas	Dawley
6/ 4/85	Baltimore	A	15	6-5	Cliburn	Dixon
4/30/85	Boston	H	15	3-2	Cliburn	Ojeda
6/12/83	Toronto	H	15	5-6	Clarke	C. Brown
8/ 7/80	Minnesota	H	15	4-2	Hassler	Williams
8/27/76	New York	H	15	0-5	Jackson	Monge
7/28/76	Kansas City	H	15	2-3	Gura	Kirkwood
8/19/75	Milwaukee	H	15	5-4	Scott	Austin
6/14/74	Boston	H	15	4-3	Raziano	Tiant
6/14/71	Boston	H	15	3-4	Lyle	Fisher
8/21/68	Baltimore	H	15	3-4	Brabender	Pattin
6/ 6/64	New York	H	15	0-2	Stafford	Smith
4/24/63	Detroit	A	15	3-4	Anderson	Grba
4/13/63	Chicago	H	15	1-0	Navarro	Peters
6/10/14	Oakland	H	14	2-1	Rasmus	Francis
8/20/13	Cleveland	H	14	1-4	Carrasco	Blanton
4/ 9/11	Toronto	H	14	6-5	Haren	Rauch
9/10/10 **	Seattle	H	14	4-3	Thompson	Sweeney
6/ 5/03	Montreal	R	14	7-8	Eischen	Callaway
4/27/03	Boston	H	14	4-6	Mendoza	Callaway
4/28/02	Toronto	H	14	8-5	Lukasiewicz	Borbon
6/13/97	San Diego	A	14	7-8	Bochtler	Hasegawa
5/ 8/96	Kansas City	H	14	1-3	Pichardo	Eichhorn
7/11/93	New York	H	14	3-2	Linton	Monteleone
5/24/93	Seattle	A	14	3-4	Henry	Crim
8/ 9/92	Chicago	H	14	8-12	Pall	Bailes
9/10/89	Boston	H	14	2-1	McClure	Lamp
6/21/89	Toronto	H	14	1-6	Minton	Henke
9/10/86	Cleveland	A	14	7-6	Finley	Yett
6/28/85	Kansas City	A	14	4-5	Quisenberry	Corbett
6/26/84	Texas	A	14	3-2	Kison	Jones
9/14/83	Kansas City	H	14	0-1	Armstrong	Steirer
8/24/83	Milwaukee	A	14	0-1	Slaton	Hassler
7/12/83	Detroit	A	14	4-5	Bailey	Witt
7/13/80	Oakland	H	14	5-4	Montague	Hamilton
8/10/79	Seattle	H	14	6-8	Stein	LaRoche
8/20/78	Baltimore	H	14	1-0	Griffin	Stanhouse
10/2/76	Oakland	A	14	8-9	Fingers	Verhoeven
9/13/76	Texas	A	14	6-2	Drago	Bacsik
5/30/76	Kansas City	H	14	2-3	Mingori	Drago
8/ 6/70	Minnesota	A	14	1-2	Williams	Doyle
6/11/69	Baltimore	A	14	7-5	Borbon	Richert
6/24/66	Baltimore	H	14	5-4	Sanford	Fisher
6/11/66	Kansas City	H	14	4-3	Sanford	Krausse
4/12/66	Chicago	A	14	2-3	Pizarro	Brunet
9/15/65	Chicago	H	14	2-1	Sukla	Fisher
9/ 6/63	Kansas City	H	14	4-3	Osinski	Bowsfield
9/ 9/62	Baltimore	A	14	3-4	Wilhelm	Navarro
7/23/62	Baltimore	H	14	6-5	Chance	Hall
6/25/61	Baltimore	H	14	8-9	Hall	Klin

** Played a club-record 30 innings in consecutive games (two occurrences)



ANGELS IN EXTRA INNINGS



YEAR	HOME	ROAD	TOTAL	YEAR	HOME	ROAD	TOTAL
1961	2-5	3-4	5-9	1989	4-3	4-2	8-5
1962	6-5	4-4	10-9	1990	6-2	4-3	10-5
1963	5-3	6-4	11-7	1991	2-7	0-2	2-9
1964	2-4	8-1	10-5	1992	4-3	4-5	8-8
1965	5-3	2-4	7-7	1993	4-3	0-5	4-8
1966	6-6	3-2	9-8	1994	2-6	2-1	4-7
1967	3-2	2-5	5-7	1995	2-4	4-1	6-5
1968	5-4	4-0	9-4	1996	4-2	4-5	8-7
1969	4-5	3-1	7-6	1997	4-3	1-5	5-8
1970	6-4	3-3	9-7	1998	2-3	4-3	6-6
1971	2-4	7-6	9-10	1999	3-4	1-4	4-8
1972	8-2	1-1	9-3	2000	2-2	7-5	9-7
1973	4-7	7-4	11-11	2001	4-5	3-3	7-8
1974	2-3	1-3	3-6	2002	7-3	3-2	10-5
1975	4-7	3-3	7-10	2003	1-2	1-2	2-4
1976	6-7	7-5	13-12	2004	2-4	2-2	4-6
1977	3-3	5-3	8-6	2005	6-4	3-6	9-10
1978	5-3	5-2	10-5	2006	4-4	4-3	8-7
1979	2-3	2-1	4-4	2007	6-2	1-1	7-3
1980	4-6	2-4	6-10	2008	2-3	1-2	3-5
1981	3-0	1-4	4-4	2009	3-2	4-2	7-4
1982	6-2	2-3	8-5	2010	6-4	3-3	9-7
1983	3-9	5-5	8-14	2011	6-5	2-8	8-13
1984	4-5	6-5	10-10	2012	0-1	3-3	3-4
1985	7-1	4-2	11-3	2013	5-6	3-2	8-8
1986	4-1	3-4	7-5	2014	7-4	3-3	10-7
1987	7-5	2-8	9-13	2015	4-4	1-3	5-7
1988	3-6	7-2	10-8	2016	0-3	0-1	0-4
				2017	4-4	4-3	8-7

ANGELS LONGEST WINNING STREAKS

#G	YEAR	OPPONENTS	DATES		
11	1964	(Wash. 5, Cle. 3, K.C. 3)	June 16	—	June 26
10	2014	(Min. 3, Cle. 1, Tex. 3, Hou. 2)	Sept. 4	—	Sept. 13
10	1979	(Min. 5, Oak. 5)	Apr. 11	—	Apr. 21
10	1997	(Sea. 2, Oak. 4, Tex. 2, Det. 2)	July 5	—	July 17
10	2002	(T.B. 1, Bal. 3, T.B. 3, Bal. 3)	Aug. 29	—	Sept. 8
9	1998	(Min. 1, K.C. 2, Sea. 2, Col. 3, Ari. 1)	May 31	—	June 9
9	2004	(Min. 2, Det. 3, T.B. 4)	May 1	—	May 9
9	2004	(T.B. 2, N.Y. 3, K.C. 3, Min. 1)	Aug. 18	—	Aug. 27
8	1987	(K.C. 1, Tex. 3, Chi. 3, Cle. 1)	June 21	—	June 29
8	1995	(Cle. 2, Mil. 4, Sea. 2)	July 25	—	Aug. 2
8	2002	(Sea. 1, Tor. 3, Cle. 3, Tor. 1)	Apr. 24	—	May 3
8	2002	(Det. 2, Chi. 3, Det. 2, Chi. 1)	May 8	—	May 17
8	2005	(Tex. 3, L.A. 3, Tex. 2)	June 20	—	June 28
8	2005	(Det. 3, Tex. 3, T.B. 2)	Sept. 16	—	Sept. 24
8	2006	(Oak. 3, TB. 3, Cle. 2)	July 7	—	July 18
8	2009	(Oak. 2, KC 3, Min. 3)	July 18	—	July 25
8	2012	(Oak. 2, Sea. 4, NYY 2)	May 22	—	May 29
8	2013	(Chi. 2, Sea. 2, K.C. 4)	May 18	—	May 26
7	1961	(Chi. 1, K.C. 3, Min. 2, Det. 1)	July 2	—	July 7
7	1966	(Chi. 2, Min. 3, K.C. 2)	June 13	—	June 18
7	1967	(Chi. 2, Min. 4, Bos. 1)	July 17	—	July 25
7	1971	(Sea. 2, K.C. 2, Min. 3)	Apr. 12	—	Apr. 18
7	1982	(Cle. 4, Min. 3)	Apr. 13	—	Apr. 19
7	1983	(Cle. 4, N.Y. 3)	May 22	—	May 29
7	1986	(Bal. 1, N.Y. 2, Det. 4)	Aug. 24	—	Aug. 31
7	1988	(Tor. 1, Cle. 4, Det. 2)	July 6	—	July 15
7	1988	(Oak. 1, Chi. 4, Sea. 2)	July 27	—	Aug. 2
7	1989	(Tor. 1, Det. 4, Oak. 2)	July 18	—	July 25
7	1990	(Cle. 2, Tor. 2, Mil. 3)	May 21	—	May 27
7	1995	(Min. 1, Chi. 3, N.Y. 3)	May 18	—	May 25
7	1996	(Tor. 2, Det. 4, Mil. 1)	Apr. 17	—	Apr. 24
7	1996	(Cle. 1, K.C. 3, Tor. 3)	June 9	—	June 15
7	1997	(Chi. 2, Bal. 2, Mil. 3)	June 12	—	June 18
7	2008	(Tor. 2, Sea. 3, Oak. 2)	May 31	—	June 7
7	2009	(S.D. 3, S.F. 3, L.A. 1)	June 12	—	June 19
7	2013	(Det. 3, Hou. 3, Stl. 1)	June 25	—	July 7
7	2015	(Sea. 1, Bos. 4, Min. 2)	July 12	—	July 22
7	2015	(Hou. 2, Sea. 3, Oak. 2)	Sept. 22	—	Sept. 29

ANGELS LONGEST LOSING STREAKS

#G	YEAR	OPPONENTS	DATES		
13	1988-89	(Mil. 5, Min. 7, Tex. 1)	Sept. 19	—	Apr. 4
11	1974	(Tex. 1, Oak. 4, Cle. 3, Bal. 3)	June 30	—	July 10
11	1992	(Sea. 1, Min. 3, Tor. 4, Cle. 2, Det. 1)	June 28	—	July 9
11	1999	(L.A. 2, S.D. 3, Tex. 2, Bal. 3, T.B. 1)	July 16	—	July 26
11	2016	(Oak. 1, Sea. 4, Chi. 2, Cle. 4)	Aug. 4	---	Aug. 20
10	1963	(Det. 1, Bal. 3, Wash. 4, N.Y. 2)	June 30	—	July 12
10	1969	(N.Y. 4, Bos. 3, Det. 3)	May 16	—	May 25
10	1993	(Cle. 2, Bos. 3, N.Y. 4, Oak. 1)	July 17	—	July 26
9	1961	(N.Y. 3, Chi. 5, K.C. 1)	June 11	—	June 16
9	1970	(Min. 3, K.C. 2, Chi. 2, Mil. 2)	Sept. 4	—	Sept. 12
9	1980	(N.Y. 3, Bos. 4, Bal. 2)	June 11	—	June 19
9	1987	(N.Y. 4, Bal. 2, Tor. 3)	May 22	—	May 31
9	1995	(Bal. 3, N.Y. 3, Bos. 3)	Aug. 25	—	Sept. 3
9	1995	(Chi. 1, K.C. 3, Oak. 3, Tex. 2)	Sept. 13	—	Sept. 23

CLUB HISTORY



1-0 WINS & LOSSES



GAMES: 227

RECORD: 124-103

HOME/ROAD: 128/97

HOME RECORD: 88-41

ROAD RECORD: 36-62

MOST WINS: Chance (11); Finley (10); Ryan (7); Tanana, Newman (5); May, Washburn (4)

MOST LOSSES: Brunet (6); Wright, Tanana (5); Newman, May, McGlothlin, Ryan, Finley (4)

MOST DECISIONS: Finley (14, 10-4); Chance (13, 11-2); Ryan (11, 7-4); Tanana (10, 5-5); Newman (9, 5-4); Brunet (9, 3-6)

EXTRA-INNING GAMES: 32

RECORD: 20-12

ROAD RECORD: 6-6

HOME RECORD: 14-6

LONGEST GAME: 20 inn. (7/9/71) at Oak. (1-0 loss)

DATE	OPP	H/R	W/L	WINNER	LOSER	DATE	OPP	H/R	W/L	WINNER	LOSER
7/9/61	DET (1)	R	L	Lary	Grba	5/18/69	NY (2)	R	L	Hamilton	Wilhelm
4/12/62	CHI	R	W	McBRIDE	HORLEN	6/22/69	CHI	H	L	WYNNE	McGlothlin
5/20/62	BOS	R	W	Belinsky	Schwall	7/2/69	KC	R	L	BUTLER	MURPHY
6/ 6/62	CHI	H	W	McBRIDE	HERBERT	9/4/69	CHI	H	W	May	John
7/17/62	DET	H	W	McBRIDE	Aguirre	4/30/70	NY	R	L	BAHNSEN	May
8/10/62	MIN	H (11)	W	CHANCE	KAAT	9/3/70	KC	H	W	BRADLEY	ROOKER
4/13/63	CHI	H (15)	W	Navarro	Peters	5/20/71	MIN	H	W	WRIGHT	Corbin
6/4/63	CHI	H	W	OSINSKI	Peters	7/2/71	OAK	H	W	CLARK	ODOM
6/21/63	WAS	H	W	Chance	Rudolph	7/9/71	OAK	R (20)	L	Knowles	Queen
7/17/63	CLE (2)	H	W	Foytack	Kralick	8/5/71	CHI	H	L	WOOD	WRIGHT
7/31/63	CLE (1)	R	L	LATMAN	Newman	8/27/71	BOS	H	W	Messersmith	SIEBERT
8/9/63	NY	H	L	BOUTON	D. Lee	9/8/71	OAK	R	L	HUNTER	MAY
6/2/64	BOS	H	W	CHANCE	Lamabe	9/13/71	MIN	H	L	KAAT	MURPHY
6/26/64	KC (1)	H	W	Belinsky	Drabowsky	9/29/71	MIN	R	L	BLYLEVEN	WRIGHT
7/11/64	CHI	H	W	CHANCE	Talbot	4/15/72	TEX	H	W	MESSERSMITH	Bosman
7/15/64	DET (2)	H	W	CHANCE	Regan	6/15/72	CLE	H	L	COLBERT	Wright
7/17/64	MIN	R	W	Newman	Stigman	7/5/72	MIL	H	W	RYAN	STEPHENSON
7/24/64	KC	R	L	O'DONOGHUE	D. Lee	7/16/72	MIL (1)	R	W	MAY	COLBORN
8/5/64	BAL	H	W	Chance	Bunker	7/22/72	NY (1)	R	W	Barber	Lyle
8/18/64	DET (1)	R	W	CHANCE	Aquirre	7/31/72	KC	H	L	NELSON	Ryan
8/18/64	DET (2)	R	L	LOLICH	Newman	8/9/72	CHI	H	L	WOOD	Ryan
8/22/64	CLE (1)	R	L	SIEBERT	Chance	8/27/72	CLE	H (12)	W	RYAN	Hennigan
9/5/64	BAL	H	W	Brunet	Barber	9/3/72	BAL	H (10)	W	MESSERSMITH	WATT
9/22/64	CHI	H	W	NEWMAN	Howard	9/15/72	CHI	H (11)	W	MAY	BRADLEY
9/25/64	MIN	H	W	CHANCE	KAAT	9/22/72	MIN	R	L	BLYLEVEN	MESSERSMITH
4/25/65	NY (2)	R	L	STOTTLEMYRE	May	4/25/73	BAL	H	W	SINGER	McNALLY
5/3/65	BOS	H	W	CHANCE	Stephenson	5/4/73	BAL	R	W	MAY	McNALLY
5/21/65	CHI	H	W	Newman	JOHN	6/9/73	MIL	R	L	Colborn	MAY
6/19/65	CLE	R	L	TERRY	Newman	6/21/73	MIN	H	L	BLYLEVEN	WRIGHT
7/4/65	CHI	H	L	John	Brunet	8/26/73	BOS	H	W	SINGER	TIANT
7/10/65	CLE	H	W	Newman	McDOWELL	7/6/74	CLE	H	L	Bosman	FIGUEROA
8/31/65	NY	H	W	CHANCE	Stafford	8/19/74	DET	H	W	TANANA	Holdsworth
9/3/65	KC (2)	H	L	Krausse	Newman	8/20/74	DET	H (11)	L	LOLICH	RYAN
5/5/66	KC	H	W	Newman	Sheldon	9/5/74	CHI	H	L	Johnson	FIGUEROA
6/3/66	DET	H	L	Aquirre	M. LOPEZ	9/8/74	CHI	H	L	Kaat	HASSLER
6/8/66	CHI	H	W	BRUNET	Lamabe	4/26/75	OAK	H	W	Tanana	HOLTZMAN
6/19/66	KC (1)	R	L	KRAUSSE	WRIGHT	5/4/75	TEX	R	L	Hands	HASSLER
6/25/66	BAL	H	L	Bunker	BRUNET	5/16/75	BAL	R	L	PALMER	TANANA
7/6/66	DET	R (10)	W	Brunet	Sherry	5/31/75	BAL	H	L	CUELLAR	SINGER
7/20/66	BOS (2)	R (10)	W	Rojas	Wyatt	6/31/75	BAL	H	W	RYAN	Grimsey
8/12/66	CHI	R	L	JOHN	CHANCE	6/22/75	TEX	H	W	FIGUEROA	JENKINS
8/23/66	NY	R	W	CHANCE	Peterson	6/23/75	TEX	H (13)	L	Umbarger	Kirkwood
5/12/67	CHI	R	L	Horlen	Sanford	7/23/75	BAL	R	W	TANANA	PALMER
5/13/67	CHI	R (10)	L	O'TOOLE	Rojas	8/10/75	NY	H	W	Scott	MAY
6/1/67	WAS	R	L	PASCUAL	Clark	9/19/75	MIN	H	W	Pactwa	BLYLEVEN
7/13/67	CHI	R	L	Peters	Brunet	4/26/76	MIL	R	L	Colborn	TANANA
8/8/67	NY	H	L	Monbuquette	Brunet	5/12/76	TEX	H	L	SINGER	Kirkwood
8/11/67	BOS	H	W	McGLOTHLIN	Stange	5/26/76	CHI	H (11)	L	Brett	KIRKWOOD
9/2/67	CLE	H (12)	W	Rojas	Allen	6/15/76	MIL	H	W	RYAN	COLBORN
4/10/68	NY	R	L	STOTTLEMYRE	Brunet	8/ 5/76	TEX	R	L	BLYLEVEN	ROSS
6/28/68	WAS (2)	R (11)	W	Pattin	Knowles	9/20/76	TEX	H	W	RYAN	BLYLEVEN
7/27/68	CHI	H	L	Priddy	Brunet	10/3/76	OAK	R	W	RYAN	TORREZ
8/6/68	WAS (2)	R	L	COLEMAN	McGlothlin	5/30/77	CLE	R	L	ECKERSLEY	TANANA
8/10/68	BAL	R	L	BRABENDER	MURPHY	6/10/77	CLE	H	W	TANANA	GARLAND
8/19/68	BAL	H	L	HARDIN	McGLOTHLIN	6/24/77	TEX	H (10)	L	Devine	TANANA
9/28/68	CHI	H	W	Pattin	Fisher	7/31/77	BOS	H	L	AASE	LaRoche
4/29/69	SEA	R	L	PATTIN	McGLOTHLIN	4/7/78	OAK	H	W	TANANA	Langford
5/14/69	WAS	H	W	McGlothlin	Hannan	4/13/78	MIN	H (11)	W	LaRoche	T. Johnson
						6/7/78	OAK (2)	R	L	Keough	Griffin
						8/1/78	OAK	H	L	LANGFORD	RYAN
						8/7/78	OAK	R	L	RENKO	AASE
						8/20/78	BAL	H (14)	W	Griffin	Stanhouse

CLUB HISTORY



1-0 WINS & LOSSES



DATE	OPP	H/R	W/L	WINNER	LOSER	DATE	OPP	H/R	W/L	WINNER	LOSER
9/11/78	TEX	R	L	JENKINS	HARTZELL	9/15/99	KC	R	W	Finley	Carter
5/2/79	NY	H	W	RYAN	GUIDRY	10/3/99	TEX	H	W	Washburn	Morgan
5/23/79	MIL	R	L	TRAVERS	AASE	4/23/00	TB	R	L	Eiland	Dickson
7/2/80	CHI	R	L	BAUMGARTEN	TANANA	5/6/00	SEA	R	L	Sasaki	Holtz
9/22/81	CHI	H	W	Moreno	BAUMGARTEN	9/6/00	DET	R	W	Schoeneweis	Sparks
10/3/81	TEX	R	L	BUTCHER	MORENO	9/17/00	MIN	R	L	RADKE	BELCHER
5/19/83	SEA	R	L	YOUNG	FORSCH	6/8/01	LAD	R	W	Valdez	Carrara
8/24/83	MIL	R (14)	L	Slaton	Hassler	6/13/01	SF	R	L	Ortiz	Schoeneweis
9/14/83	KC	H (14)	L	Armstrong	Steier	7/2/01	OAK	R (12)	L	Tam	Hasegawa
6/29/84	MIL	R	L	Haas	ROMANICK	7/29/01	BAL	H	L	Mercedes	Valdez
7/25/84	SEA	H (10)	W	Sanchez	BEATTIE	4/23/02	SEA	R	L	Franklin	ORTIZ
8/18/84	BAL	R	L	BODDICKER	Witt	7/3/02	BAL	H	W	Washburn	ERICKSON
9/30/84	TEX	R	W	WITT	HOUGH	7/11/02	KC	R	W	Washburn	MAY
6/9/85	KC	H	W	Romanick	JACKSON	7/28/02	SEA	R	W	Applier	Sasaki
9/27/86	TEX	H	L	HOUGH	Sutton	8/11/02	TOR	R	W	Washburn	Halladay
4/18/87	MIN	H	W	Candelaria	VIOLA	9/17/02	OAK	R (10)	W	Weber	Koch
6/12/87	KC	R	L	SABERHAGEN	WITT	7/4/03	OAK	R	W	Sele	MULDER
9/29/87	CHI	R	L	Bannister	WITT	5/1/04	MIN	R	W	Rodriguez	Rincon
5/4/88	DET	H	L	MORRIS	PETRY	5/7/04	TB	H	W	LACKEY	Hendrickson
6/4/88	MIL	R	L	HIGUERA	PETRY	5/18/04	NY	H (11)	W	Shields	Quantrill
6/7/88	TEX	R	W	Finley	HOUGH	6/8/04	MIL	H (17)	L	Kinney	Ortiz
6/10/88	KC	H	W	PETRY	Leibrandt	9/8/04	TOR	H	L	Miller	Escobar
4/26/89	DET	H	W	Finley	MORRIS	9/15/04	SEA	R	L	FRANKLIN	Lackey
4/30/89	TOR	H (11)	W	McClure	Henke	9/19/04	TEX	H	L	Young	Washburn
6/7/89	CLE	H	L	SWINDELL	FINLEY	4/16/05	OAK	R (10)	L	Calero	Shields
7/18/89	TOR	R	W	BLYLEVEN	KEY	4/24/05	OAK	H	W	Shields	BLANTON
8/20/89	CLE	H	W	McCASKILL	BLACK	6/15/05	WAS	H	L	Drese	COLON
4/11/90	SEA	H	W	Langston	Hanson	5/1/06	OAK	H	L	Zito	Carrasco
6/4/90	TEX	R	L	Brown	McCaskill	9/4/06	BAL	H	W	Weaver	Lopez
6/22/90	DET	H	W	Bailes	Gibson	6/27/07	KC	H	L	de la Rosa	Weaver
8/17/90	BOS	R	W	FINLEY	BODDICKER	4/2/08	MIN	R	W	Saunders	Blackburn
9/2/90	CHI	H	W	Finley	FERNANDEZ	5/26/08	DET	H (12)	W	Arredondo	Dolsi
8/24/91	BOS	H	W	McCaskill	Morton	6/28/08	LAD	R	L	Billingsley	Weaver
8/28/91	DET	H	W	J. Abbott	GULLICKSON	6/29/08	LAD	R	W	Lackey	Lowe
9/7/91	MIL	H	W	Finley	NAVARRO	8/1/08	NY	R	W	Santana	Rivera
9/8/91	MIL	H	W	J. Abbott	Plesac	5/9/09	KC	H	W	SAUNDERS	REINKE
9/13/91	CHI	H	L	MCDOWELL	J. ABBOTT	7/8/10	CWS	R	L	DANKS	SANTANA
4/29/92	TOR	R	L	STOTTEMYRE	J. ABBOTT	7/23/10	TEX	R	L	Wilson	Saunders
8/11/92	MIL	H	W	Grahe	Navarro	8/29/10	BAL	R	L	Guthrie	Weaver
9/26/92	CHI	R	W	Finley	Fernandez	5/28/11	MIN	R	L	Burnett	Takahashi
8/24/93	BAL	R	L	Moyer	Fernandez	6/29/11	WAS	H	W	Haren	ZIMMERMAN
9/22/93	CHI	H	L	Alvarez	FINLEY	7/5/11	DET	H	W	HAREN	Verlander
6/14/94	KC	R	W	FINLEY	Gubicza	7/21/11	TEX	H	W	Weaver	Wilson
6/29/94	OAK	R	L	Eckersley	FINLEY	8/5/11	SEA	H	W	Walden	Cortes
7/2/94	BAL	R	W	LANGSTON	MCDONALD	6/19/13	SEA	H	W	Wilson	Saunders
7/8/95	MIL	H	W	LANGSTON	BONES	7/24/13	MIN	H	W	Weaver	Pelfrey
5/28/96	NY	H	W	GRIMSLEY	ROGERS	7/31/14	BAL	R (13)	W	Santiago	Webb
6/30/96	OAK	H	W	Hancock	WASDIN	6/13/15	OAK	H	W	Wilson	GRAVEMAN
7/22/96	DET	H	W	Finley	OLIVARES	7/17/15	BOS	H	W	Smith	Uehara
6/23/97	TEX	R	W	Watson	Oliver	8/19/15	CWS	H	W	Weaver	Samardzija
5/12/99	NY	R	W	Finley	Cone	7/16/16	CWS	H	W	SHOEMAKER	Shields
7/23/99	BAL	R	L	Guzman	McDowell	4/16/17	KC	R	L	Kennedy	Skaggs
						9/12/17	HOU	H	L	Verlander	Richards

CAPS indicate Complete Games

MLB SECURITY POLICIES

Bag Inspections: Fans may not bring coolers, backpacks and large bags (exceeding 16x16x8) into any ballpark. All bags will be inspected before they are permitted into the ballpark.

Vehicles: Only authorized vehicles may be parked within 100 feet of any ballpark exterior. Authorized vehicles may include law enforcement/emergency vehicles, broadcast equipment trucks, and vehicles of Club staff, players and their families and umpires. Unattended cars left overnight will be investigated and removed as soon as possible.

Clubhouse and Field Access: Clubhouse security will be provided for at least four hours prior to each game. With the exception of permitted players' family members, absolutely no one without proper credentials will be given access to the clubhouse, field or press box. Except for uniformed players and staff, all persons entering the clubhouse or field area (including credentialed personnel and permitted players' family members) must present photo identification and be logged in prior to gaining access.

Club security personnel will make random credential checks of photographers and others present on the field. All equipment and bags used by members of the press must be thoroughly inspected before being allowed into a ballpark. All broadcast equipment trunks must be removed from the ballpark immediately following pre-game set-up.

CLUB HISTORY



ANGELS STEALING HOME



- 1963 — Albie Pearson vs. Detroit (July 20, at Dodger Stadium)
- 1964 — Ed Kirkpatrick at Kansas City (May 5)
- 1965 — Jose Cardenal vs. Kansas City (May 9, at Dodger Stadium)
- Jose Cardenal at Boston (June 1)
- Jose Cardenal at Boston (July 25)
- 1966 — Jim Fregosi vs. Washington (Sept. 3)
- Paul Schaal vs. Washington (Sept. 3)
- 1967 — Jose Cardenal vs. Minnesota (July 23)
- 1972 — Mickey Rivers at Oakland (May 22)
- 1974 — Dave Chalk vs. Kansas City (May 12)
- Lee Stanton vs. Minnesota (July 28, 2nd game)
- Bruce Bochte at Chicago (Sept. 15)
- John Doherty at Minnesota (Sept. 20)
- Morris Nettles at Kansas City (Sept. 25)
- Denny Doyle vs. Oakland (Oct. 1)
- 1976 — Dave Collins vs. Detroit (Aug. 30)

- 1977 — Bobby Bonds at Toronto (Aug. 15)
- 1979 — Bob Clark at Toronto (Aug. 24)
- 1981 — Rod Carew at Seattle (Apr. 12)
- 1985 — Gary Pettis at Seattle (Apr. 28)
- Gary Pettis vs. Texas (June 11)
- 1989 — Devon White vs. Boston (Sept. 9)★
- 1992 — Luis Polonia at Seattle (June 26)
- Luis Polonia at New York (Aug. 21)
- 1994 — Chris Turner at Boston (July 5)
- 1995 — Rex Hudler vs. Detroit (July 21)
- 1997 — Tony Phillips at Seattle (June 28)
- 2006 — Orlando Cabrera vs. Dodgers (July 2)
- 2009 — Gary Matthews Jr. at Arizona (June 28)
- 2011 — Erick Aybar at Toronto (Sept. 20)
- 2013 — Collin Cowgill vs. Seattle (Sept. 21)

★ Stole for cycle

ANGELS HOME RAINOUTS

Dodger Stadium:

- 1 — Apr. 14, 1963, vs. Chicago (Easter Sunday)
- 2 — Sept. 17, 1963, vs. Baltimore (Tuesday Night)
- 3 — Apr. 12, 1965, vs. Cleveland (Monday—Opening Night)
- 4 — Sept. 18, 1965, vs. Baltimore (Saturday—Day)
- 5 — Sept. 19, 1965, vs. Baltimore (Sunday)

Angel Stadium:

- 6 — Apr. 4, 1967, vs. Chicago Cubs (Pre-Season—Tuesday Night)
- 7 — Apr. 8, 1975, vs. Kansas City (Tuesday Night)
- 8 — Sept. 5, 1978, vs. Texas (Tuesday Night)
- 9 — Apr. 19, 1981, vs. Minnesota (Easter Sunday)
- 10 — Apr. 19, 1983, vs. Oakland (Tuesday Night)
- 11 — Apr. 20, 1983, vs. Oakland (Wednesday Night)
- 12 — Apr. 28, 1983, vs. Detroit (Thursday Night)
- 13 — Sept. 24, 1986, vs. Cleveland (Wednesday Night)
- 14 — Apr. 14, 1988, vs. Chicago (Thursday Day)
- 15 — June 16, 1995, vs. Chicago (Friday Night)
- 16 — July 19, 2015 vs. Boston (Sunday Day)



Collin Cowgill steals home - Sept. 21, 2013

The Angels have had electrical delays/failures on three occasions at Angel Stadium:

- Apr. 21, 1977 — Game cancelled due to blackout. Rescheduled as part of doubleheader on Sept. 8, 1977.
- June 13, 1986 — Game delayed 38 minutes due to electrical outage delay.
- June 24, 2010 — Game delayed 18 minutes due to electrical delay.

ANGELS AT THE ALL-STAR BREAK

YEAR	W-L	POS	GB
1961	35-51	T8th	-20 1/2
1962	45-37	3rd	- 2 1/2
1963	41-46	7th	-12
1964	37-44	7th	-13 1/2
1965	41-44	6th	-13 1/2
1966	46-39	4th	-11
1967	45-40	4th	- 4 1/2
1968	39-43	6th	-15 1/2
1969	36-58	6th	- 22
1970	51-35	2nd	- 5
1971	42-50	4th	-16 1/2
1972★	40-52	5th	-16 1/2
1973	48-48	T4th	- 7
1974	39-59	6th	-17
1975	40-51	6th	-17
1976	35-52	6th	-18 1/2
1977	42-46	5th	-11
1978	46-40	1st	+ 1
1979	55-38	1st	+ 2
1980	29-48	7th	-16 1/2
1981★	31-29	4th	- 6
1982	49-37	1st	+ 1
1983	42-36	2nd	- 2
1984	44-42	3rd	- 1
1985	52-35	1st	+ 6
1987	46-43	4th	- 3
1988	41-46	T4th	-12 1/2
1989	52-33	1st	+ 1 1/2

YEAR	W-L	POS	GB
1990	41-43	4th	-11
1991	44-37	3rd	- 2
1992	35-52	7th	-18
1993	43-43	T4th	-2
1994★	38-51	3rd	-5
1995★	39-30	T1st	—
1996	43-45	T3rd	-8 1/2
1997	44-42	2nd	-4 1/2
1998	49-37	1st	+1 1/2
1999	41-45	4th	-6 1/2
2000	47-41	3rd	-5
2001	42-45	3rd	-21
2002	51-35	2nd	-3
2003	49-43	3rd	-8 1/2
2004	47-40	3rd	-2 1/2
2005	52-36	1st	+5
2006	43-45	3rd	-2
2007	53-35	1st	+2 1/2
2008	57-38	1st	+6
2009	49-37	1st	+1.5
2010	47-44	2nd	-4 1/2
2011	50-42	2nd	-1
2012	48-38	2nd	-4
2013	44-49	3rd	-11
2014	57-37	2nd	-1 1/2
2015	48-40	1st	-0.5
2016	37-52	5th	-16.5
2017	45-47	T2nd	-16.5

CLUB HISTORY



THE LAST TIME ...



PITCHING/FIELDING

NO-HITTER by ANGELS – Jered Weaver, May 2, 2012 vs. Minnesota (9-0 score, 10th no-hitter in Angels' history)
 NO-HITTER vs. ANGELS – Eric Milton, Sept. 11, 1999 at Minnesota (7-0 score)
 ONE-HITTER by ANGELS – Alex Meyer (7 IP), David Hernandez (1 IP) & Jose Alvarez (1 IP); July 19, 2017 vs. Washington
 ONE-HITTER vs. ANGELS – Mike Clevinger (5.2 IP), Dan Otero (0.1 IP), Bryan Shaw (1 IP), Andrew Miller (1 IP) & Cody Allen (1 IP); Aug. 13, 2016 at Cleveland (1-5 L)
 10-OR-MORE STRIKEOUT GAME by ANGELS STARTER – Andrew Heaney (10), Aug. 28, 2017 vs. Oakland (second 10+ strikeout game by an Angels starter in 2017)
 10-OR-MORE STRIKEOUT GAME by OPPONENT STARTER – Dylan Bundy (10), Aug. 7, 2017 vs. Baltimore
 CONSECUTIVE 10-or-MORE STRIKEOUT GAMES – Matt Shoemaker, May 21, 2016 vs. Baltimore (12 K's) & May 27, 2016 vs. Houston (11 K's)
 SHUTOUT by ANGELS – Parker Bridwell (7 IP), Keynan Middleton (1 IP), Cam Bedrosian (1 IP) & Yusmeiro Petit (1 IP); Sept. 16, 2017 vs. Texas (10th Angels shutout in 2017)
 SHUTOUT vs. ANGELS – Justin Verlander (7 IP), Chris Devenski (1 IP) & Ken Giles (1 IP); Sept. 22, 2017 at Houston (12th time being shut out in 2017)
 COMPLETE GAME by ANGELS – Ricky Nolasco (9 IP), July 1, 2017 vs. Seattle (only complete game by an Angels starter in 2017)
 COMPLETE GAME vs. ANGELS – Rick Porcello (8 IP - L), July 23, 2017 vs. Boston (third complete game by an opposing starter in 2017)
 CONSECUTIVE SHUTOUTS by ANGELS – Hector Santiago (7 IP), JC Ramirez (1 IP) & Fernando Salas (1 IP); July 15, 2016 vs. Chicago (A.L.) & Matt Shoemaker (9 IP); July 16, 2016 vs. Chicago (A.L.)
 CONSECUTIVE SHUTOUTS vs. ANGELS – Ian Kennedy (8 IP), Kelvin Herrera (1 IP); Apr. 16, 2017 at Kansas City & Charlie Morton (5 IP), Chris Devenski (2 IP), Luke Gregerson (1 IP), Ken Giles (1 IP); Apr. 17, 2017 at Houston)
 CONSECUTIVE SHUTOUTS, INDIVIDUAL, by ANGELS – John Lackey, July 7, 2006 at Oakland (3-0 score) & July 14, 2006 vs. Tampa Bay (3-0 score)
 CONSECUTIVE COMPLETE GAMES by ANGELS – Jerome Williams (9 IP), 4-0 score, May 1, 2012 vs. Minnesota; Jered Weaver (9 IP), 9-0 score, May 2, 2012 vs. Minnesota
 CONSECUTIVE COMPLETE GAMES vs. ANGELS – Brandon Morrow (9 IP), 5-0 score, May 3, 2012 vs. Toronto; Henderson Alvarez (9 IP), 4-0 score, May 4, 2012 vs. Toronto
 CONSECUTIVE COMPLETE GAME VICTORIES by ANGELS – Jerome Williams (9 IP), 4-0 score, May 1, 2012 vs. Minnesota; Jered Weaver (9 IP), 9-0 score, May 2, 2012 vs. Minnesota
 CONSECUTIVE COMPLETE GAME DEFEATS vs. ANGELS – Brandon Morrow (9 IP), 5-0 loss, May 3, 2012 vs. Toronto; Henderson Alvarez (9 IP), 4-0 loss, May 4, 2012 vs. Toronto
 1-0 GAME, VICTORY – Matt Shoemaker (9 IP); July 16, 2016 vs. Chicago (A.L.)
 1-0 GAME, DEFEAT – Justin Verlander (8 IP) & Ken Giles (1 IP); Sept. 12, 2017 vs. Houston
 LAST ANGELS POSITION PLAYER TO PITCH – Chili Davis, June 17, 1993 vs. Texas (2 IP, 1 HB)
 TRIPLE PLAY by ANGELS – July 5, 1997 vs. Seattle
 TRIPLE PLAY vs. ANGELS – June 1, 2017 vs. Minnesota

BATTING

INSIDE-THE-PARK HOME RUN by ANGELS – Peter Bourjos, Apr. 11, 2012 at Minnesota (5th inning off Carl Pavano)
 INSIDE-THE-PARK HOME RUN vs. ANGELS – Scott Podsednik, Sept. 12, 2009 vs. Chicago (A.L.) (3rd inning off Ervin Santana)
 PINCH-HIT HOME RUN by ANGELS – C.J. Cron, July 16, 2017 vs. Tampa Bay (8th inning off Adam Kolarek)
 PINCH-HIT HOME RUN vs. ANGELS – Josh Phegley, Apr. 25, 2017 vs. Oakland (10th inning off Jose Alvarez)
 GRAND SLAM by ANGELS – Cliff Pennington (First career grand slam) – Aug. 30, 2017 vs. Oakland (7th inning off Chris Hatcher) (4th Angels grand slam of 2017)
 GRAND SLAM vs. ANGELS – Manny Machado – Aug. 18, 2017 at Baltimore (9th inning off Keynan Middleton)
 WALK-OFF HR by ANGELS – Albert Pujols, Aug. 3, 2016 vs. Oakland (9th inning, two-run HR off Ryan Dull)
 WALK-OFF HR vs. ANGELS – Nicky Delmonico, Sept. 27, 2017 at Chicago (A.L.) (10th inning, two-run HR off Blake Parker)
 PINCH-HIT GRAND SLAM by ANGELS – Alberto Calaspo, May 26, 2012 at Seattle (6th inning off Felix Hernandez)
 PINCH-HIT GRAND SLAM vs. ANGELS – Ben Broussard, Apr. 21, 2007 vs. Seattle (8th inning off Scot Shields)
 TWO-HOME RUN GAME by ANGELS – Mike Trout, Sept. 29, 2017 vs. Seattle (13th Angels two-HR game of 2017)
 TWO-HOME RUN GAME vs. ANGELS – Jose Abreu, Sept. 26, 2017 at Chicago (A.L.) (13th two-home run game vs. Angels in 2017)
 MULTIPLE ANGELS W/TWO-HR-OR-MORE IN ONE GAME – Mike Trout (2) & Luis Valbuena (2), Aug. 19, 2017 at Baltimore
 THREE-HOME RUN GAME by ANGELS – Torii Hunter, June 13, 2009, vs. San Diego (previous: Garrett Anderson, June 4, 2003 at Montreal in Puerto Rico)
 THREE-HOME RUN GAME vs. ANGELS – Manny Machado, Aug. 18, 2017 at Baltimore (previous: Andruw Jones, July 8, 2009 vs. Texas)
 BACK-TO-BACK HOME RUNS by ANGELS – Albert Pujols & Kole Calhoun, Aug. 18, 2017 at Baltimore (1st inning) (seventh back-to-back HRs by Angels in 2017)
 BACK-TO-BACK HOME RUNS vs. ANGELS – Kyle Seager & Yonder Alonso, Sept. 30, 2017 vs. Seattle (8th inning)
 BACK-TO-BACK-TO-BACK HOME RUNS by ANGELS – Kole Calhoun, Mike Trout, Albert Pujols, Sept. 3, 2016 at Seattle (1st inning)
 BACK-TO-BACK-TO-BACK HOME RUNS vs. ANGELS – Adrian Beltre, Mike Napoli, Nelson Cruz, Sept. 27, 2011 vs. Texas (5th inning)
 THREE HOME RUNS, ONE INNING, by ANGELS – Brandon Phillips, Luis Valbuena & Mike Trout, Sept. 26, 2017 at Chicago (A.L.) (2nd inning)
 THREE HOME RUNS, ONE INNING, vs. ANGELS – Matt Joyce, Kris Davis & Matt Olson, Sept. 5, 2017 at Oakland (5th inning)
 FIVE-HIT GAME by ANGELS – Cameron Maybin (5-for-6), May 17, 2017 vs. Chicago White Sox
 FIVE-HIT GAME vs. ANGELS – Mitch Haniger, Sept. 30, 2017 vs. Seattle (5-for-5)
 FIVE-RBI GAME or more by ANGELS – Albert Pujols (5 RBI) Aug. 1, 2017 vs. Philadelphia
 FIVE-RBI GAME or more vs. ANGELS – Manny Machado (7 RBI), Aug. 18, 2017 at Baltimore
 THREE STEALS, INDIVIDUAL, by ANGELS – Cameron Maybin (4 SB), June 9, 2017 at Houston
 THREE STEALS, INDIVIDUAL, vs. ANGELS – Rajai Davis (3 SBs), Aug. 5, 2017 vs. Oakland
 BATTING FOR THE CYCLE by ANGELS – Mike Trout, May 21, 2013 vs. Seattle (6th Angel player/7th time in club history)
 BATTING FOR THE CYCLE vs. ANGELS – Carlos Gomez, Apr. 29, 2017 at Texas
 STRAIGHT STEAL OF HOME by ANGELS – Collin Cowgill, Sept. 21, 2013 vs. Seattle
 STRAIGHT STEAL OF HOME vs. ANGELS – B.J. Upton, Sept. 17, 2007 vs. Tampa Bay
 TWO HITS SAME INNING, INDIVIDUAL, by ANGELS – Martin Maldonado, Aug. 2, 2017 vs. Philadelphia (3rd inning)
 TWO HITS SAME INNING, INDIVIDUAL, vs. ANGELS – Michael Brantley, July 26, 2017 at Cleveland (8th inning)
 WALK-OFF WIN, by ANGELS – Ben Revere scores on E-2 (throw), following Cameron Maybin strikeout/passed ball; June 28, 2017 vs. Los Angeles (9th inning) (7th walk-off win of 2017)



ANGEL STADIUM



The 2018 season marks the Halos' 53rd season at Angel Stadium, their home for 53 of their 58 seasons. After spending their first five years of existence playing at Wrigley Field and Chavez Ravine, the Angels landed in their new home in Orange County. Since opening the doors for its first exhibition game Apr. 9, 1966, Angel Stadium has played host to some of the Club's memorable events including seven Western Division clinching games (1979, 1982, 1986, 2007, 2008, 2009 and 2014), three All-Star Games (1967, 1989 and 2010) and the 2002 World Series, including the Angels' Game 7 victory over the San Francisco Giants to clinch the franchise's first championship. Angel Stadium has also seen several individual Halos leave their indelible marks on the game of baseball. Whether it be the four Angels no-hitters, Rod Carew's 3,000th hit, Reggie Jackson's 500th home run, Don Sutton's 300th win or Albert Pujols' 600th home run, Angel Stadium has housed some of Major League Baseball's most prestigious accomplishments.

Presently, Angel Stadium sits as baseball's fourth-oldest ballpark, trailing only Boston's Fenway Park, Chicago's Wrigley Field and Los Angeles' Dodger Stadium. Affectionately known as "The Big A", Angel Stadium has seen over 116 million fans pass through its gates since 1966, including a current stretch of 15 consecutive seasons of three million fans, a streak only the Angels and Yankees have achieved since 2003.

STADIUM QUICK FACTS

Location Site: 2000 Gene Autry Way, Anaheim, CA (off State College Blvd., between Orangewood Blvd. & Katella Ave., west of 57 freeway)

Design: Three-level structure

Seating Capacity: 45,477

Parking Capacity: Approximately 15,000 automobiles

Stadium Area: 140 acres

Foul Lines: 330 feet

Left Field: 347 feet

Left Field Power Alley: 389 feet

Center Field: 396 feet

Right Field Power Alley: 365 feet*

Right Field: 348 feet*

Outfield Fence Height: Left field to right-center: 8 feet

Right-center to right field: 18 feet

*Right Field and Right Field Power Alley fence raised from 8' to 18' in 1998.

Construction: Started Aug. 31, 1964. Completed Apr. 8, 1966

Renovations: Started Oct. 1, 1996. Completed Mar. 27, 1998

First Game: California Angels vs. San Francisco Giants, April 9, 1966

First Regular Season Game: California Angels vs. Chicago White Sox, Apr. 19, 1966

Total Regular Season Games Played (entering 2017): 4,484

Total Postseason Season Games Played (entering 2017): 34

First Regular Season NFL Game: Los Angeles Rams vs. Detroit Lions, Sept. 7, 1980

Last Regular Season NFL Game: Los Angeles Rams vs. Washington Redskins, Dec. 24, 1994



ANGEL STADIUM



After an Aug. 31, 1964 groundbreaking ceremony, Anaheim Stadium, as it was originally known, was completed in 1966 at a cost of \$24 million. The facility's centerpiece was a giant A-frame scoreboard standing 230 feet high and was the source of the stadium's nickname.

With a seating capacity of 43,250, Anaheim Stadium was built with "Convenience, Comfort and Courtesy" in mind. Narrow foul territory areas and quickly rising decks gave fans an up-close view of the action. Gradually-inclined ramps, escalators, wide aisles and helpful ushers as well as three surrounding freeways, 26 entrance lanes and 28 exit lanes added to the Big A's accessibility.

Anaheim Stadium underwent construction to enclose the stadium in 1979 for additional seating to accommodate the Rams' football games. Seating capacity was increased to 64,593 for baseball and more than 70,000 for football. A total of 108 executive style boxes were added to surround the rear of the Club Level. In addition to the Stadium Club, there were two other private dining areas designed for groups — the Stadium Pavilion and the Football Press Box.

- Apr. 10, 1964** — Anaheim City Council accepts letter of intent in special joint session of Council of Orange County Board of Supervisors, but Supervisors decline to join Anaheim in financing and constructing stadium. City Council unanimously votes to "Go it Alone." Contractor Del Webb pledges to complete stadium before April 1966 and proceeds with plans, at his own risk, pending final decision of Council. Council authorizes City Manager and City Attorney to draw up lease agreement with Angels and contract for construction of stadium.
- Aug. 8, 1964** — Anaheim and Angels sign 35-year lease for stadium.
- Aug. 25, 1964** — Purchase of 150 acres completed. By resolution, City Council officially names stadium "Anaheim Stadium."
- Aug. 26, 1964** — Anaheim and Del Webb Construction sign contract for construction of stadium to seat about 50,000 at maximum cost of \$16 million.
- Aug. 31, 1964** — Groundbreaking for construction of stadium. Angels owner Gene Autry, Del Webb and Anaheim Mayor Odra Chandler shoveled soil in a clearing surrounded by orange groves and corn fields.
- Aug. 26, 1965** — Structural steel construction of stadium completed.
- Sept. 2, 1965** — Decision made to open with 43,204 seating capacity.
- Oct. 1, 1965** — Stadium grass planted.
- Oct. 15, 1965** — Last concrete poured.
- Nov. 15, 1965** — Installation of seats begins.
- Nov. 23, 1965** — Compaction and grading of parking lot begins.
- Dec. 8, 1965** — Model of scoreboard is unveiled; Standard Oil Company to finance \$1 million, 230-foot, A-frame scoreboard structure in left field.
- Dec. 29, 1965** — Placement of light towers; work on scoreboard begins.
- Apr. 9, 1966** — Anaheim Stadium opens in Angels exhibition vs. San Francisco Giants.



ANGEL STADIUM



At that time, the Big A board was preserved and moved to the edge of the parking lot adjacent to the Orange Freeway behind the right field area.

When the Rams left for St. Louis, Anaheim Stadium's primary tenant remained the Angels, who originally signed a 35-year contract (through 2001). Renovations began Oct. 1, 1996, to revert the 30-year old structure back to a baseball only facility and the ballpark was renamed Edison International Field. The total cost for the stadium renovation was estimated at \$100 million and the project was completed in time for the Angels' Opening Day, Apr. 1, 1998. New enhancements were added all around the ballpark but perhaps the most noticeable is the center field waterfalls and rock formation that come together to form an "A". Settled inside the waterfall's rapids are water geysers that originally shot water into the air whenever an Angels player hit a home run.

Other unique features of Angel Stadium include terraced bullpens in the outfield, widened concourses, new restroom and concession areas, family-oriented seating sections, state-of-the-art club-level and dugout-level suites, a youth-oriented interactive game area and landscaped courtyards (with statues in remembrance of Gene Autry and Michelle Carew).

In addition, Angel Stadium includes two full-service restaurants: The Knot Hole Club (a sports bar located at the club level down the right field line) and The Diamond Club (an upscale restaurant with outdoor seating on the field level behind home plate). In 2014, the newest luxury seating area was added to the ballpark with the opening of HALO, now known as the Don Julio Club.

During the 2016 and 2017 offseasons, Angel Stadium underwent several major upgrades. The first round of improvements began immediately following the 2016 season when a new state of the art LED stadium light system was installed. This past offseason, Angel Stadium received one of its largest technological enhancements to date. In Oct., 2017, the Angels partnered with Daktronics to bring 14 LED displays, including two new video boards in both left and right field to Angel Stadium. The new right field display is currently the third largest in Major League Baseball at 9,500 square feet and features 7.7 million LEDs. Eight ribbon displays totaling 1,168 feet in length were installed along the seating fascia to provide additional statistics and graphics. The largest of these included the entire fascia length along the first and third baselines. Finally, a new out-of-town scoreboard replaced the existing board on the right field wall. All total, the Club added more than 23,000 square feet of new LED displays to their home venue.

Also installed prior to the 2018 season was a new state-of-the-art sound system. The main seating bowl now has 300 speakers plus more than 50 subwoofers and is powered by 200,000 watts.

With the enhancements made throughout the course of the last several years, Angel Stadium proudly maintains the title of the fourth-oldest ballpark in the Majors while offering its guests access to some of the latest technological amenities. As a result, Angel Stadium continues to be one of Southern California's most unique sports venues.

Nestled in the corner of the Angel Stadium parking lot is one of the ballpark's most recognizable features, "The Big A" message board. With the completion of Anaheim Stadium in 1966, the facility's centerpiece was a giant A-frame scoreboard standing 230 feet high. At the time, it was the largest scoreboard ever constructed and became the source of the stadium's nickname. The Big A's original home was just beyond the left field wall where it served as the facility's main scoreboard for over a decade. When the stadium underwent construction to accommodate the Los Angeles Rams in 1979, The Big A was preserved and moved to its current location in the southeastern corner of the parking lot, adjacent to the 57 freeway. Contractors used a 125-ton crane and two large dollies to move the structure over 1,200 feet across the stadium lots.

The Angels have long utilized The Big A to celebrate each of the club's victories. After every Angel win, both home and road, the 70-foot wide halo atop the Big A is illuminated for fans both inside the ballpark and out to see. It is customary for the halo to remain lit until dawn of the day following a victory. The Angels are one of the few sports franchises whose post-victory tradition signals a win to all within sight of their facility.

Since its construction in 1966, The Big A has undergone several modifications and facelifts. The scoreboard's original color palette was all white with a gold halo before becoming green, gold and beige when the stadium was renamed Edison Field. In February, 2002, with the club switching their uniform scheme back to red as the primary color, the Big A was painted red and beige. The landmark then underwent additional changes after the 2009 season when the structure was painted all red. A new full-color display was added to the front facade, replacing the former dot-matrix board, and a new halo was placed at the top. A third extensive renovation took place prior to the 2018 season as part of Angel Stadium's overall enhancements. The Big A received a new LED marquee, illuminated Angel Stadium sign, fresh coats of paint with a new modernized LED Halo adorning the top of the famed structure.

As it currently sits, the Club has the ability to display full pictures, texts and graphics as well as turn the halo nearly any color it desires. The most commonly displayed colors on the structure's crown are red, white, blue, green and orange.



BIG A QUICK FACTS

Height.....	230 feet
Width at base (overall).....	103 feet, 6 inches
Base of each leg.....	25 feet x 3 feet
Halo diameter.....	70 feet
Halo height.....	3 feet, 2 inches
Halo elevation.....	202 feet
Number of pixels on current Halo.....	53,600
Message board face.....	40.7 feet x 34.1 feet
Original message board elevation from the top.....	82 feet, 9 inches
Number of lights on the original A-frame.....	128 lamps per leg
Number of lights on the original Halo.....	140 lamps



ANGEL STADIUM FIRSTS



Regular Season Game: Apr. 19, 1966 (Chicago White Sox 1, Angels 3)
Pitcher: Marcelino Lopez, Angels vs. White Sox, Apr. 19, 1966
Batter: Tommie Agee, White Sox at Angels, Apr. 19, 1966 (ground out to SS)
Angels Batter: Jose Cardenal, Apr. 19, 1966 (pop out to 2B)
Winning Pitcher: Tommy John (7 IP, 3 H, 1 R, 1 ER, 3 BB, 4 SO), White Sox, Apr. 19, 1966
Losing Pitcher: Marcelino Lopez (7.2 IP, 5 H, 3 R, 2 ER, 1 BB, 8 SO), Angels, Apr. 19, 1966
Time of Game: 2 hours, 38 minutes
Attendance: 31,660

Angels Win: Apr. 20, 1966 (Chicago White Sox 3, Angels 4)
Hit: Jim Fregosi, Apr. 19, 1966 (double in the 1st inning)
Angels Run: Rick Reichardt, Angels, Apr. 19, 1966 vs. White Sox
Double: Jim Fregosi, Angels, Apr. 19, 1966 vs. White Sox (1st inning)
Triple: Paul Schaal, Angels, Apr. 20, 1966 vs. White Sox (2nd inning)
Home Run: Rick Reichardt, Angels, Apr. 19, 1966 vs. White Sox (solo home run)
Grand Slam: Curt Blefary, Baltimore, June 6, 1967 (9th inning)
Angels Grand Slam: Bill Voss, Apr. 18, 1970 vs. Kansas City (5th inning)
RBI: Rick Reichardt, Angels, Apr. 19, 1966 vs. White Sox (solo home run)

Angels Winning Pitcher: Ed Sukla (1.2 IP, 0 H, 0 R, 2 BB, SO), Apr. 20, 1966 vs. White Sox
Save: Eddie Fisher (2 IP, 1 H, 0 R, 1 BB, 0 SO), White Sox, Apr. 19, 1966
Save by an Angels Pitcher: Bob Lee (2 IP, 3 H, 1 R, 1 ER, 0 BB, 0 SO), Apr. 22, 1966 vs. Twins
Strikeout: Marcelino Lopez, Angels vs. White Sox, Apr. 19, 1966 (struck out Pete Ward)
Complete Game: Dean Chance (9 IP, 6 H, 2 R, 1 ER, 2 BB, 5 SO), May 4, 1966 vs. Oakland
Shutout: George Brunet (9 IP, 2 H, 0 R, 6 BB, 8 SO), Angels, June 8, 1966 vs. White Sox
No-Hitter: Clyde Wright (9 IP, 0 H, 0 R, 3 BB, 1 SO), Angels, July 3, 1970 vs. Oakland
Perfect Game: None

Exhibition Game: Apr. 9, 1966 (San Francisco 9, Angels 2)
Postseason Game: Oct. 5, 1979 (Baltimore 3, Angels 4)
Interleague Game: June 12, 1997 (San Diego 4, Angels 8)
Rainout: Apr. 8, 1975 vs. Kansas City

* All info is for regular season games only unless otherwise noted

OPENING DAY LINEUPS 1966

Chicago White Sox

Tommie Agee, CF
 Don Buford, 3B
 Floyd Robinson, RF
 John Romano, C
 Pete Ward, LF
 Bill Skowron, 1B
 Ron Hansen, SS
 Al Weis, 2B

California Angels

Jose Cardenal, CF
 Bobby Knoop, 2B
 Jim Fregosi, SS
 Joe Adcock, 1B
 Jackie Warner, RF
 Rick Reichardt, LF
 Paul Schaal, 3B
 Buck Rodgers, C

Tommy John, P

Marcelino Lopez, P





ATTENDANCE



In 2017, the Angels finished with a home attendance of 3,019,585, the third highest mark in the A.L., trailing only the Toronto Blue Jays and New York Yankees and seventh best in the Major Leagues. The Angels road attendance was 2,240,721. 2017 marked the 15th consecutive season over three million fans, 20th straight season above the two million mark (34th time in club history) while road attendance figures marked the 25th time over two million fans. The club tallied seven sellouts at Angel Stadium in 2017, up from four in 2016.

On May 19, 2016 a record-setting 45,007 fans came through the gates to watch the club square off against the Dodgers, setting the mark for the largest crowd at Angel Stadium of Anaheim during a regular season game.

The Angels established their single-game home attendance figure when 64,406 witnessed Game 1 of the 1982 ALCS against Milwaukee, Oct. 5 at Anaheim Stadium. During the ensuing 1983 campaign, the top two regular season crowds in club history were set when 63,132 watched the Angels host Kansas City, July 4, and 63,073 viewed the Apr. 23 game against Baltimore.

YEAR	HOME	AWAY	TOTAL	YEAR	HOME	AWAY	TOTAL
(Wrigley Field; 1961)							
1961	603,510	712,510	1,316,020	1991	2,416,236	2,336,106	4,752,342
(Chavez Ravine; 1962-65)							
1962	1,144,063	861,699	2,005,762	1992	2,065,444	2,117,538	4,182,982
1963	821,015	657,245	1,478,260	1993	2,057,460	2,286,553	4,344,013
1964	760,439	719,631	1,480,070	1994	1,512,622	1,577,606	3,090,228
1965	566,727	756,000	1,322,727	1995	1,748,680	1,871,338	3,620,018
(Anaheim Stadium; 1966-97)							
1966	1,400,321	884,181	2,284,502	1996	1,820,333	2,105,769	3,926,102
1967	1,317,713	971,836	2,289,549	1997	1,767,324	1,820,521	3,587,845
1968	1,025,956	912,803	1,938,759	(Edison International Field; 1998-2003)			
1969	758,388	805,415	1,563,803	1998	2,519,063	2,234,389	4,753,452
1970	1,077,741	976,786	2,054,527	1999	2,253,123	2,203,406	4,464,004
1971	926,373	851,525	1,777,898	2000	2,066,977	2,272,015	4,338,992
1972	744,190	814,630	1,558,820	2001	2,000,917	2,499,385	4,500,304
1973	1,058,206	964,831	2,023,037	2002	2,305,557	2,143,937	4,449,494
1974	917,269	860,552	1,777,821	2003	3,061,094	2,177,087	5,238,181
1975	1,058,163	975,645	2,033,808	(Angel Stadium of Anaheim; 2004 - current)			
1976	1,006,774	1,094,333	2,101,107	2004	##3,375,677	2,391,458	5,767,135
1977	1,432,633	1,345,027	2,777,660	2005	3,404,686	2,462,630	5,867,078
1978	1,755,366	1,366,915	3,122,281	2006	3,406,790	2,242,532	5,649,322
1979	2,523,575	1,728,537	4,252,112	2007	3,365,632	2,527,958	5,893,590
1980	2,297,327	1,399,754	3,697,081	2008	3,336,747	2,399,332	5,736,079
1981	1,441,545	831,550	2,273,095	2009	3,240,374	2,124,179	5,364,553
1982	2,807,360	1,897,660	4,705,020	2010	3,250,814	2,450,870	5,701,684
1983	2,555,016	1,882,234	4,437,250	2011	3,166,321	2,116,193	5,282,514
1984	2,402,997	1,723,251	4,126,248	2012	3,061,770	2,497,339	5,559,109
1985	2,567,427	1,793,715	4,361,142	2013	3,019,505	2,234,632	5,254,137
1986	2,655,892	1,685,439	4,341,331	2014	3,095,935	2,253,991	5,349,926
1987	2,696,299	1,877,624	4,573,923	2015	3,012,765	2,345,619	5,358,384
1988	2,340,925	1,894,314	4,235,239	2016	3,016,142	2,322,769	5,338,911
1989	2,647,291	1,970,796	4,618,087	2017	3,019,585	2,240,721	5,260,306
1990	2,555,688	2,042,315	4,598,003	Bold - club season records			
##Club record 45 home sellouts in 2004							

TOP 10 REGULAR SEASON SELLOUT CROWDS AT ANGEL STADIUM (SINCE RENOVATION)

DATE	ATTENDANCE	OPP. / SCORE	DATE	ATTENDANCE	OPP. / SCORE
5/19/2016★	45,007	Dodgers/7-4 win	9/7/2015	44,488	Dodgers/5-7 loss
6/29/2017	44807	Dodgers/2-6 loss	5/19/2007	44,380	Dodgers/6-2 win
8/7/2014	44,561	Dodgers/0-7 loss	5/18/2007	44,342	Dodgers/ 6-2 win
6/22/2012	44,548	Dodgers/8-5 win	8/22/2007	44,326	Yankees/2-8 loss
4/10/2015	44,489	Royals/2-4 loss	5/20/2007	44,301	Dodgers/4-1 win

★ Largest crowd at Angel Stadium of Anaheim during regular season

ANGEL STADIUM GROUND RULES

DUGOUT AND PHOTOGRAPHERS' AREAS

- Ball striking any forward facing green padded dugout or photographer well railing and rebounding onto playing field: In Play.
- Ball striking or resting on padded flat area at the home plate end of the Angels' dugout is considered in the dugout: Out of Play. (Fielder is permitted to lean on or over this area in an attempt to field the ball.)

OUTFIELD AREA

- Ball hitting yellow square at top of outfield wall on right side of bullpen gate: In Play (However, ball hitting fence support above yellow square is considered to have gone over fence (i.e. home run, ground-rule double, etc.)).
- Ball striking railings above fence in right field: Home Run.
- Ball striking the flat top above the right field scoreboard: Home Run.
- Ball striking the top of the outfield wall and rebounding onto the playing field: In Play.



ATTENDANCE



OPPONENT RECORDS, GAME AT ANGEL STADIUM

CLUB	ATTENDANCE	DATE	CLUB	ATTENDANCE	DATE
Arizona	42,483	June 16, 2012	Minnesota	44,064	Aug. 11, 2007
Atlanta	43,919	June 13, 2008	New York (A.L.)	44,326	Aug. 22, 2007
Baltimore	44,027	Aug. 5, 2008	New York (N.L.)	43,721	June 15, 2003
Boston	44,260	July 18, 2008	Oakland	44,252	July 25, 2007
Chicago (A.L.)	44,135	Apr. 30, 2006	Philadelphia	38,802	Aug. 13, 2014
Chicago (N.L.)	44,020	Apr. 4, 2016	Pittsburgh	44,010	June 23, 2007
Cincinnati	35,501	June 9, 2002	San Diego	44,159	June 18, 2006
Cleveland	44,020	July 18, 2006	San Francisco	40,321	June 20, 2012
Colorado	43,781	June 26, 2006	Seattle	44,644	July 1, 2017
Detroit	44,311	May 12, 2017	St. Louis	42,707	July 4, 2013
Houston	43,557	July 4, 2014	Tampa Bay	44,125	July 15, 2006
Kansas City	44,489	Apr. 10, 2015	Texas	44,227	June 2, 2012
Los Angeles	45,007	May 19, 2016	Toronto	44,021	July 4, 2008
Miami	43,883	June 18, 2005	Washington	43,874	June 14, 2005
Milwaukee	41,423	Aug. 13, 2004			

ALL-TIME REGULAR SEASON ATTENDANCE RECORDS

Season:	Total	5,893,590 (2007)
	Anaheim Stadium	2,807,360 (1982)
	Angel Stadium	3,406,790 (2006)
	Road	2,527,958 (2007)
Single Game:	Wrigley Field	19,930 (Aug. 22, 1961, New York-N)
	Dodger Stadium	53,591 (July 13, 1962, New York-N)
	Anaheim Stadium	63,132 (July 4, 1983, Kansas City-D)
	Angel Stadium	45,007 (May 19, 2016, Los Angeles-N)
	Road	60,108 (June 3, 1973, New York-D)
Night Game:	Wrigley Field	19,930 (Aug. 22, 1961, New York)
	Dodger Stadium	53,591 (July 13, 1962, New York)
	Anaheim Stadium	63,073 (Apr. 23, 1983, Baltimore)
	Angel Stadium	45,007 (May 19, 2016, Los Angeles)
	Road	57,762 (Apr. 6, 1977, Seattle)
Day Game:	Wrigley Field	19,722 (May 7, 1961, New York)
	Dodger Stadium	44,912 (June 3, 1962, New York)
	Anaheim Stadium	63,132 (July 4, 1983, Kansas City)
	Angel Stadium	44,512 (June 23, 2017, Los Angeles)
	Road	60,108 (June 3, 1973, New York)
Doubleheader:	Wrigley Field	16,297 (Apr. 30, 1961, Kansas City)
	Dodger Stadium	18,902 (May 19, 1965, Minnesota)
	Anaheim Stadium	43,461 (Aug. 5, 1988, Chicago)
	Angel Stadium	43,044 (Sept. 6, 2003, Kansas City)
	Road	58,556 (June 9, 1968, New York)
Season Opener:	Wrigley Field	11,931 (Apr. 27, 1961, Minnesota-D)
	Dodger Stadium	21,864 (Apr. 9, 1963, Boston-N)
	Anaheim Stadium	51,145 (Apr. 26, 1995, Detroit-N)
	Angel Stadium	44,489 (Apr. 10, 2015, Kansas City)
	Road	57,762 (Apr. 6, 1977, Seattle-N)
Three-Game Series:	Wrigley Field	59,522 (Aug. 22-24, 1961, New York)
	Dodger Stadium	146,623 (June 1-3, 1962, New York)
	Anaheim Stadium	175,058 (Aug. 11-13, 1989, Oakland)
	Angel Stadium	133,035 (June 22-24, 2012, Los Angeles)
	Road	168,000 (June 15-17, 2007, Los Angeles)
Four-Game Series:	Wrigley Field	15,247 (Aug. 28-30, 1961, Baltimore)
	Dodger Stadium	36,792 (Aug. 30-Sept. 2, 1965, New York)
	Anaheim Stadium	173,347 (July 1-4, 1983, Kansas City)
	Angel Stadium	176,219 (July 21-24, 2005, New York-AL)
	Road	215,776 (July 31-Aug. 3, 2008, New York-AL)

POSTSEASON ATTENDANCE AT ANGEL STADIUM

2002 ALDS	45,072	(Oct. 19, 2002-N)	2005 ALCS	44,725	(Oct. 14, 2005-N)
	45,067	(Oct. 5, 2002-D)		44,857	(Oct. 15, 2005-N)
2002 ALCS	44,234	(Oct. 11, 2002-N)		44,712	(Oct. 16, 2005-N)
	44,830	(Oct. 12, 2002-N)	2007 ALDS	45,262	(Oct. 7, 2007-N)
44,835	(Oct. 13, 2002-D)	2008 ALDS		44,997	(Oct. 1, 2008-N)
2002 World Series	44,603		(Oct. 19, 2002-N)	45,354	(Oct. 3, 2008-N)
	44,584	(Oct. 20, 2002-N)	2009 ALDS	45,070	(Oct. 8, 2009-N)
44,506	(Oct. 26, 2002-N)	45,223		(Oct. 9, 2009-N)	
	44,598	(Oct. 27, 2002-N)	2009 ALCS	44,911	(Oct. 19, 2009-D)
2004 ALDS	44,608	(Oct. 5, 2004-D)		45,160	(Oct. 20, 2009-N)
	45,118	(Oct. 6, 2004-N)	45,113	(Oct. 22, 2009-N)	
2005 ALDS	45,142	(Oct. 4, 2005-N)	2014 ALDS	45,321	(Oct. 2, 2014-N)
	45,150	(Oct. 5, 2005-N)		45,361	(Oct. 3, 2014-N)
	45,133	(Oct. 10, 2005-N)			



ANGELS HOSTING THE ALL-STAR GAME



38TH ANNUAL ALL-STAR GAME JULY 11, 1967 ★ ANAHEIM STADIUM

NATIONAL LEAGUE 2, AMERICAN LEAGUE 1 (15 INNINGS)



Major League Baseball's Midsummer Classic made its first appearance at what was then known as Anaheim Stadium on July 11, 1967, with 20 eventual Hall of Famers participating in a game for the ages.

Cincinnati's Tony Perez clubbed a solo home run in the top of the 15th inning to give the National League a 2-1 win, capping what remains one of the longest All-Star Games in history (the 2008 All-Star Game at Yankee Stadium also lasted 15 innings). Perez's home run earned him MVP honors in what was the 38th Annual All-Star Game.

Dean Chance of Minnesota and Juan Marichal of San Francisco started a contest that was dominated by pitching. National and American League hurlers combined to set an All-Star Game record for combined strikeouts (30) that would not be broken until 2008.

For the first time in All-Star Game history, the long ball accounted for all the scoring, with Philadelphia's Dick Allen giving the National League an early 1-0 by sending an offering from Chance over the left field boards in the second inning. The American League answered when Baltimore's Brooks Robinson took the Cubs' Ferguson Jenkins deep to even up the score at 1-1 in the bottom of the sixth inning.

A crowd of 46,309 watched as all 12 pitchers that entered the game recorded at least one strikeout. The game remained deadlocked at 1-1 until the 15th inning, when Perez deposited a pitch from Oakland's Jim "Catfish" Hunter over the left field wall to give the N.L. a 2-1 lead. Rookie Tom Seaver of the Mets came in and closed the door on the American League in the bottom of the 15th inning. The Dodgers' Don Drysdale earned the win, while Hunter was saddled with the loss.

The Angels were represented by shortstop Jim Fregosi, who went 1-for-4, and first baseman Don Mincher, who was 1-for-1.

ALL-STAR ROSTERS

NATIONAL LEAGUE

Mike Cuellar
Don Drysdale
Bob Gibson
Ferguson Jenkins
Denny Lemaster
Juan Marichal
Claude Osteen
Tom Seaver
Chris Short
Tom Haller
Tim McCarver
Joe Torre
Ernie Banks
Orlando Cepeda
Tommy Helms
Bill Mazerowski
Dick Allen
Tony Pérez
Gene Alley
Hank Aaron
Lou Brock
Roberto Clemente
Willie Mays
Pete Rose
Rusty Staub
Jimmy Wynn

AMERICAN LEAGUE

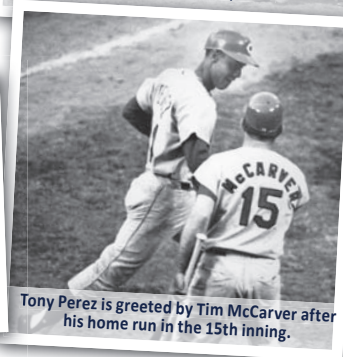
Dean Chance
Al Downing
Steve Hargan
Joe Horlen
Catfish Hunter
Jim Lonborg
Jim McGlothlin
Gary Peters
Paul Casanova
Andy Etchebarren
Bill Freehan
Harmon Killebrew
Mickey Mantle
Don Mincher
Rod Carew
Max Alvis
Brooks Robinson
Jim Fregosi
Dick McAuliffe
Rico Petrocelli
Tommie Agee
Ken Berry
Tony Conigliaro
Al Kaline
Tony Oliva
Frank Robinson
Carl Yastrzemski



The American League All-Stars pose for a pregame photo.



The All-Stars line up on the field before the National Anthem.



Tony Perez is greeted by Tim McCarver after his home run in the 15th inning.

CLUB HISTORY



ANGELS HOSTING THE ALL-STAR GAME



60TH ANNUAL ALL-STAR GAME JULY 11, 1989 ★ ANAHEIM STADIUM

AMERICAN LEAGUE 5, NATIONAL LEAGUE 3



The Midsummer Classic returned to Anaheim Stadium on July 1, 1989, and Bo Jackson stole the show. The Royals outfielder led the American League to a 5-3 win and earned MVP honors in the game's 60th renewal.

A sellout crowd of 64,036 had barely settled into their seats when Jackson led off the bottom of the first inning with a tape measure home run off 40-year-old National League starter Rick Reuschel. When the ball finally came down, it landed on the batter's eye in centerfield, an estimated 448 feet from home plate. The next batter, Boston's Wade Boggs, stepped to the plate and promptly homered off Reuschel, giving the American League an early 2-0 lead.

42-year-old Nolan Ryan of Texas returned to Anaheim Stadium, where he spent eight years with the Angels, to start for the American League and went on to earn the win. Bobby Bonilla and Kevin Mitchell of the National League and the American League's Ruben Sierra all had two hits.

But the evening belonged to Jackson. He had two hits, stole a base, scored the winning run and made a running catch of Pedro Guerrero's bloop with two men in scoring position in the first inning to snuff out a National League threat. Jackson became the second man — following Willie Mays — to hit a home run and steal a base in the same game.

Chuck Finley represented the Angels in the contest but did not play. Current Angel manager Mike Scioscia appeared as a catcher for the National League, going hitless in one at-bat.

Legendary Angel coach Jimmie Reese threw out the ceremonial first pitch.

ALL-STAR ROSTERS

NATIONAL LEAGUE


Bobby Bonilla
Tim Burke
Will Clark
Vince Coleman
Eric Davis
Glenn Davis
Mark Davis
Andre Dawson
John Franco
Pedro Guerrero
Tony Gwynn
Von Hayes
Orel Hershiser
Jay Howell
Howard Johnson
Barry Larkin
Kevin Mitchell
Tony Pena
Willie Randolph
Ryne Sandberg
Benito Santiago
Mike Schmidt
Mike Scioscia
Mike Scott
Ozzie Smith
John Smoltz
Darryl Strawberry
Rick Sutcliffe
Tim Wallach
Mitch Williams

AMERICAN LEAGUE

Harold Baines
Wade Boggs
Jose Canseco
Tony Fernandez
Chuck Finley
Julio Franco
Gary Gaetti
Mike Greenwell
Kelly Gruber
Mark Gubicza
Mike Henneman
Bo Jackson
Doug Jones
Jeffrey Leonard
Don Mattingly
Mark McGwire
Mike Moore
Dan Plesac
Kirby Puckett
Cal Ripken
Jeff Russell
Nolan Ryan
Steve Sax
Ruben Sierra
Terry Steinbach
Dave Stewart
Greg Swindlell
Mickey Tettleton
Devon White



Bo Jackson accepts his MVP trophy at the 60th All-Star Game.



Hall of Famer Nolan Ryan delivers a pitch during the 2nd inning. Ryan worked two scoreless frames with three strikeouts.



The A.L. All-Stars congratulate each other after a 5-3 triumph.

CLUB HISTORY



ANGELS HOSTING THE ALL-STAR GAME



81ST ANNUAL ALL-STAR GAME JULY 13, 2010 ★ ANGEL STADIUM

NATIONAL LEAGUE 3, AMERICAN LEAGUE 1



The Angels were hosts to the 81st edition of the Midsummer Classic on July 13, 2010. It marked the third time the All-Star Game was played at Angel Stadium and the 11th time the contest was featured in California.

The 2010 game featured the National League ending its 13-game winless streak with a 3-1 triumph in front of 45,408 fans. The N.L. won its first All-Star Game since 1996 at Philadelphia.

Atlanta catcher Brian McCann was selected as the Ted Williams All-Star Game MVP as his three-run double in the 7th inning propelled the N.L. to victory. McCann became the fifth catcher (sixth time) to win the award, joining Gary Carter (1981, 1984), Terry Steinbach (1988), Mike Piazza (1996) and Sandy Alomar, Jr. (1997).

There were a total of 58 players used in the contest, 30 by the A.L. and 28 by the N.L. There was a total of 33 first time All-Stars on the rosters. The Halos were represented by Mike Scioscia, Torii Hunter and Jered Weaver.


Boston's David Ortiz outlasted Florida's Hanley Ramirez to win the State Farm Home Run Derby while Angel prospect Hank Conger took home MVP honors in the XM Futures Game.



The All-Stars lineup during the National Anthem and fly-over for the 81st Mid Summer Classic.



Angel All-Stars Torii Hunter and Jered Weaver pose during the State Farm Home Run Derby.



Braves' catcher Brian McCann shows off his Ted Williams All-Star Game MVP Award.

ALL-STAR ROSTERS

NATIONAL LEAGUE

Heath Bell
Michael Bourn
Ryan Braun
Jonathan Broxton
Marlon Byrd
Matt Capps
Chris Carpenter
Andre Ethier
Rafael Furcal
Yovani Gallardo
Adrian Gonzalez
Roy Halladay
Corey Hart
Jason Heyward
Matt Holliday
Ryan Howard
Tim Hudson
Omar Infante
Ubaldo Jimenez
Josh Johnson
Hong-Chih Kuo
Tim Lincecum
Brian McCann
Evan Meek
Yadier Molina
Brandon Phillips
Martin Prado
Albert Pujols
Hanley Ramirez
Jose Reyes
Arthur Rhodes
Scott Rolen
Troy Tulowitzki
Chase Utley
Joey Votto
Billy Wagner
Adam Wainwright
Brian Wilson
David Wright
Chris Young

AMERICAN LEAGUE

Elvis Andrus
Andrew Bailey
Jose Bautista
Adrian Beltre
Clay Buchholz
John Buck
Miguel Cabrera
Trevor Cahill
Robinson Cano
Fausto Carmona
Carl Crawford
Neftali Feliz
Vladimir Guerrero
Josh Hamilton
Phil Hughes
Torii Hunter
Derek Jeter
Ian Kinsler
Paul Konerko
Cliff Lee
Jon Lester
Evan Longoria
Victor Martinez
Joe Mauer
Justin Morneau
David Ortiz
Dustin Pedroia
Andy Pettitte
David Price
Mariano Rivera
Alex Rodriguez
CC Sabathia
Joakim Soria
Rafael Soriano
Ichiro Suzuki
Nick Swisher
Matt Thornton
Jose Valverde
Justin Verlander
Jered Weaver
David Wells
Ty Wigginton

CLUB HISTORY



ANGELS NOTABLE TRADES



DATE	CLUB	ACQUIRED	TRADED
4/1/61	Chicago (N.L.)	Lou Johnson, of	Jim McAnany, of
4/4/61	New York (A.L.)	Fritz Brickell, inf	Duke Maas, p
5/8/61	New York (A.L.)	Lee Thomas, of	Tex Clevenger, p
		Ryne Duren, p	Bob Cerv, of
		Johnny James, p	
6/7/61	Detroit	Jim Donohue, p	Jerry Casale, p
5/15/62	Kansas City	Gordy Windhorn, of	Marlan Coughtry, inf
5/20/62	Minnesota	Don Lee, p	Jim Donohue, p
7/21/62	Kansas City	Dan Osinski, p	★Ted Bowfield, p
12/11/62	Philadelphia	Jacke Davis, of	Earl Averill, c/of
6/15/63	Detroit	Frank Kostro, inf	George Thomas, of
12/2/63	Cleveland	Paul Foytack, p	Leon Wagner, of
		Barry Latman, p	★Joe Adcock, inf
4/28/64	Detroit	Willie Smith, p/of	Julio Navarro, p
6/4/64	Boston	Lou Clinton, of	Lee Thomas, of
6/11/64	Cleveland		Billy Moran, inf
	Minnesota	Vic Power, inf	Frank Kostro, inf
		Lennie Green, of	
10/14/64	Milwaukee	Phil Roof, c	★Dan Osinski, p
		Ron Piche, c	
11/21/64	San Francisco	Jose Cardenal, of	Jack Hiatt, c
12/3/64	Philadelphia	Costen Shockley, inf	Bo Belinsky, p
		Rudy May, p	
6/1/65	Houston	Al Spangler, of	Don Lee, p
6/15/65	Cleveland	★Bubba Morton, of	Phil Roof, c
12/2/65	Baltimore	Norm Siebern, inf	Dick Simpson, of
12/15/65	Houston	Ed Pacheco, c	Barry Latman, p
5/27/66	Los Angeles	Howie Reed, p	Dick Egan, p
			★John Butler, inf
12/2/66	Minnesota	Jimmie Hall, of	Dean Chance, p
		Don Mincher, inf	★Jackie Hernandez, inf
		Pete Gimino, p	
12/14/66	San Francisco	Len Gabrielson, of	Norm Siebern, inf
12/15/66	Los Angeles	Nick Willhite, p	Bob Lee, p
5/6/67	Chicago (A.L.)	Bill Skowron, inf	Charles Nash, inf
5/10/67	Los Angeles	John Werhas, inf	Len Gabrielson, of
6/10/67	New York (N.L.)	Nick Willhite, p	Nick Willhite, p
6/15/67	Baltimore	Woody Held, inf/of	Marcelino Lopez, p
		Tom Arruda, p	Tom Sanford, p
6/15/67	Kansas City	Roger Repoz, inf/of	Jack Warner, of
11/29/67	Cleveland	Chuck Hinton, of	Jose Cardenal, of
11/30/67	Cincinnati	Sammy Ellis, p	Bill Kelson, p
			Jorge Rubio, p
6/15/68	Cleveland	Vic Davallilo, of	Jimmie Hall, of
7/20/68	Chicago (A.L.)	Wayne Causey, inf	Woody Held, inf/of
10/8/68	Cleveland	Eddie Fisher, p	Ed Kirkpatrick, c/of
12/12/68	Kansas City	Hoyt Wilhelm, p	Dennis Paepke, c
1/20/69	Chicago (A.L.)	Bill Voss, of	Sammy Ellis, p
		Andy Rublotta, p	
4/4/69	Cleveland	Lou Johnson, of	Chuck Hinton, inf/of
5/14/69	Chicago (A.L.)	Sandy Alomar, inf	Bobby Knoop, inf
		Bob Priddy, p	
5/30/69	St. Louis	Jim Hicks, of	Vic Davallilo, of
6/15/69	Boston	Joe Azcue, c	Tom Satriano, c
10/24/69	Cincinnati	Mel Queen, p	★Jim McGlothlin, p
		★Alex Johnson, of	★Vern Geisbert, p
		★Chico Ruiz, inf	
		★Pedro Borbon, p	
1/14/70	Cincinnati	Jack Fisher, p	Bill Harrelson, p
			Dan Loomer, inf
4/27/70	Washington	Ken McMullen, inf	Aurelio Rodriguez, inf
			Rick Reichardt, of
7/9/70	Chicago (N.L.)	Archie Reynolds, p	Juan Pizarro, p
10/11/70	Boston	Tony Conigliaro, of	Ken Tatum, p
		Ray Jarvis, p	Juan Tatum, of
		Gerry Moses, c	Doug Griffin, inf
10/21/70	Atlanta	John Burns, c	Marty Perez, inf
11/30/70	Chicago (A.L.)	Ken Berry, of	Jay Johnstone, of
		Syd O'Brien, inf	Tom Egan, c
		Billy Wynne, p	Tom Bradley, p
12/15/70	Cincinnati	Jim Maloney, p	Greg Garrett, p

DATE	CLUB	ACQUIRED	TRADED
1/28/71	Milwaukee	Gene Brabender, p	Bill Voss, of
10/5/71	Cleveland	Vada Pinson, of	Alex Johnson, of
		Frank Baker, of	Gerry Moses, c
		Alan Foster, p	
11/30/71	Minnesota	Leo Cardenas, inf	Dave LaRoche, p
12/10/71	New York (N.L.)	Nolan Ryan, p	Jim Fregosi, inf
		Don Rose, p	
		Leroy Stanton, of	
		Francisco Estrada, c	
1/26/72	Milwaukee	Andy Kosco, of/inf	Tommy Reynolds, of
5/5/72	Kansas City	Bob Oliver, of/inf	Tom Murphy, p
6/10/72	Baltimore	Jerry DaVanon, inf	Roger Repoz, of
7/28/72	Milwaukee	Paul Taffl, c	Syd O'Brien, inf
		Ron Clark, inf	Joe Azcue, c
7/29/72	Houston	Jack Hiatt, c	CASH
8/15/72	Boston	Chris Coletta, of	Andy Kosco, of
8/17/72	Chicago (A.L.)	Bruce Miller, inf	Eddie Fisher, p
		Bruce Kimm, c	
11/28/72	Los Angeles	Frank Robinson, of	Andy Messersmith, p
		Bill Singer, p	Ken McMullen, inf
		Mike Strahler, p	
		Bill Grabarkewitz, inf	
		Bobby Valentine, inf	
4/2/73	Cleveland	Tom McCraw, inf/of	Leo Cardenas, inf
		Bob Marcano, inf	
4/14/73	San Francisco	Al Gallagher, inf	Bruce Miller, inf
5/20/73	Texas	Mike Epstein, inf	Jim Spencer, inf
		Rich Hand, p	Lloyd Allen, p
		Rick Stelmasek, of	
6/15/73	Cincinnati	Richie Scheinblum, of	★Thor Skogan, p
			★Terry Wilshusen, p
8/14/73	Philadelphia	★Denny Doyle, inf	Billy Grabarkewitz, inf
			★Aurelio Montegudo, p
			★Chris Coletta, of
			Clyde Wright, p
10/22/73	Milwaukee	Ellie Rodriguez, c	Steve Barber, p
		Skip Lockwood, p	Ken Berry, of
		Gary Ryerson, of	Art Kusnyer, c
		Ollie Brown, of	
		Joe Lahoud, of	
		John Andrews, p	
12/6/73	St. Louis		Jeff Torborg, c
2/23/74	Kansas City	Barry Raziano, p	Vada Pinson, of
4/30/74	Kansas City	Paul Schaal, inf	Richie Scheinblum, of
7/28/74	Chicago (N.L.)	Horatio Pina, p	Rick Stelmasek, c
7/31/74	St. Louis	Bob Heise, inf	★Doug Howard, of
12/2/74	Boston	Tommy Harper, of	Bob Heise, inf
12/3/74	New York (A.L.)	Bill Sudakis, inf	Skip Lockwood, p
3/22/75	New York (N.L.)	Ike Hampton, c	Ken Sanders, p
6/14/75	Boston	★Chuck Ross, p	Denny Doyle, inf
9/17/75	San Diego	Gary Ross, p	Bobby Valentine, of
			★Rudy Meoli, inf
12/10/75	Texas	Jim Spencer, inf	Bill Singer, p
12/11/75	New York (A.L.)	Bobby Bonds, of	Mickey Rivers, of
			Ed Figueroa, p
12/11/75	Chicago (A.L.)	Bill Melton, inf	Jim Spencer, inf
		Steve Dunning, p	Morris Nettles, of
1/12/76	St. Louis	Dick Sharon, of	Bill Rothan, p
3/3/76	Boston	Dick Drago, p	John Balaz, of
			Dick Sharon, of
			Dave Macherem, inf
3/21/76	Los Angeles	Orlando Alvarez, of	Ellie Rodriguez, c
5/29/76	St. Louis	Mario Guerrero, inf	Ed Jordan, c
6/6/76	Houston	Terry Humphrey, c	Ed Herrmann, c
		Mike Barlow, p	
9/3/76	St. Louis	Mike Easler, of	Ron Farkas, inf
12/3/76	Cleveland	★Stan Perzanowski, p	Bill Melton, inf
4/4/77	Pittsburgh	Randy Sealy, p	Mike Easler, of
5/11/77	Cleveland	Dave LaRoche, p	Bruce Bochte, inf
		Dave Schuler, p	Sid Monge, p
6/13/77	Baltimore	Dyar Miller, p	Dick Drago, p
6/15/77	Chicago (A.L.)	Ken Brett, p	Don Kirkwood, p
			John Verhoeven, p
			John Flannery, inf
6/15/77	Cincinnati	Gary Nolan, p	Craig Hendrickson, inf
12/5/77	Chicago (A.L.)	Brian Downing, c	Bobby Bonds, of
		Chris Knapp, p	Thad Bosley, of
		Dave Frost, p	Dick Dotson, p
12/8/77	Boston	Don Aase, p	Jerry Remy, inf
12/8/77	Toronto	Ron Fairly, inf	Dale Kelly, c
		Butch Alberts, inf	

CLUB HISTORY



ANGELS NOTABLE TRADES



DATE	CLUB	ACQUIRED	TRADED
2/4/78	Minnesota	Dan Ford, of	Ron Jackson, inf Danny Goodwin, c Tony Solaita, inf
12/5/78	Montreal	CASH	
2/3/79	Minnesota	Rod Carew, inf	Ken Landreaux, of Dave Engle, inf Paul Hartzell, p Brad Havens, p Dave Chalk, inf Floyd Rayford, inf
5/4/79	Texas	Bert Campaneris, inf	★Jim Anderson, inf
6/5/79	Baltimore	Larry Harlow, of	Willie Aikens, inf
8/29/79	Seattle	John Montague, p	Rance Mulliniks, inf
12/6/79	Kansas City	Al Cowens, of Todd Cruz, inf ★Craig Eaton, p	
5/27/80	Detroit	Jason Thompson, inf	Al Cowens, of
6/12/80	Chicago (A.L.)	Randy Scarbery, p	Todd Cruz, inf
12/10/80	Boston	Rick Burleson, inf Butch Hobson, inf	Rick Miller, of Mark Clear, p Carney Lansford, inf
1/23/81	Boston	Fred Lynn, of Steve Renko, p Jim Dorsey, p	Joe Rudi, of Frank Tanana, p
4/1/81	Houston	Ken Forsch, p	Dickie Thon, inf
4/1/81	Pittsburgh	Ed Ott, c Mickey Mahler, p	Jason Thompson, inf
12/11/81	Pittsburgh	Tim Foli, inf	Brian Harper, c
1/28/82	Baltimore	Doug DeCinces, inf Jeff Schneider, p	Dan Ford, of
5/11/82	Minnesota	Doug Corbett, p Rob Wilfong, inf	Tom Brunansky, of Mike Walters, p
8/31/82	New York (A.L.)	Tommy John, p	★Dennis Rasmussen, p
12/8/83	New York (A.L.)	Curt Kaufman, p	Tim Foli, inf
12/20/83	Milwaukee	Jim Slaton, p	Bobby Clark, of
8/2/85	Pittsburgh	John Candelaria, p Al Holland, p George Hendrick, of Gary Lucas, p	Mike Brown, of Pat Clements, of Bob Kipper, p Luis Sanchez, p Tim Arnold, c Jerome Nelson, of
12/27/85	Montreal	Don Sutton, p	
9/10/85	Oakland	Robert Sharpnack, p	
12/19/86	New York (A.L.)	Butch Wynegar, c ★Alan Mills, p	Ron Romanick, p
8/29/87	Pittsburgh	Johhny Ray, inf ★Miguel Garcia, p	Bill Merrifield, inf
9/16/87	New York (N.L.)	Shane Young, p	John Candelaria, p Jeff Richardson, p Gary Pettis, of
12/5/87	Detroit	Dan Petry, p	
6/7/88	Cleveland	Brian Dorsett, c	★Colby Ward, p
10/3/88	Philadelphia	Lance Parrish, c	David Holdridge, p
11/3/88	Minnesota	Bert Blyleven, p Kevin Trudeau, of Paul Sorrento, inf	Mike Cook, p Rob Wassenaar, p
11/17/88	New York (A.L.)	Eric Schmidt, p	Brian Dorsett, c
12/7/88	Milwaukee	Bill Schroeder, c	Gus Polidor, inf
9/6/89	Cleveland	Ron Tingley, c	★Mark McLemore
1/9/90	Cleveland	Scott Bailes, p	Colin Charland, p
4/29/90	New York (A.L.)	Luis Polonia, of	Jeff Manto, inf Claudell Washington, of Rich Montealeone, p
5/11/90	New York (A.L.)	Dave Winfield, of	Mike Witt, p
12/2/90	Toronto	Junior Felix, of Luis Sojo, inf	Devon White, of Willie Fraser, p
12/4/90	Baltimore	Dave Gallagher, of Mike Hook, p	David Martinez, p
3/14/91	Milwaukee	Dave Parker, 1b/DH	Dante Bichette, of ★Brandy Vann, p
7/30/91	San Diego	Shawn Abner, of	Jack Howell, inf
12/8/91	Philadelphia	Von Hayes, of	Kyle Abbott, lhp Ruben Amaro, Jr., of
12/10/91	Milwaukee	Chuck Crim, p ★Ken Rivers, c	Mike Fetters, p ★Marcus Moore, p
12/10/91	New York (N.L.)	Hubie Brooks, of	Dave Gallagher, of

DATE	CLUB	ACQUIRED	TRADED
4/12/92	New York (N.L.)	Julio Valera, p ★Julian Vasquez, p	Dick Schofield, inf
7/30/92	Toronto	Rob Ducey, of Greg Myers, c	Mark Eichhorn, p
12/6/92	New York (A.L.)	J.T. Snow, inf Russ Springer, p Jerry Nielsen, p Kelly Gruber, inf	Jim Abbott, p
12/8/92	Toronto	CASH	Luis Sojo, inf
1/15/93	Montreal	Jeff Tuss, p	Lee Stevens, inf
12/9/93	New York (A.L.)	★Keith Morrison, p Spike Owen, inf	Jose Musset, p
3/25/94	San Francisco	Steve Hoesey, of	Bob Gamez, p
3/29/94	San Diego	Harold Reynolds, 2b	Hilly Hathaway, p
6/24/94	Baltimore	★Bo Ortiz, of	Dwight Smith, of
7/23/94	Chicago (A.L.)	Jeff Schwarz, p	Bob Melvin, c
4/13/95	Detroit	Tony Phillips, of	Chad Curtis, of
7/8/95	St. Louis	John Habyan, p	Mark Sweeney, of
7/27/95	Chicago (A.L.)	Jim Abbott, p Tim Fortugno, p	Andrew Lorraine, p Bill Simas, p John Snyder, p
8/9/95	Philadelphia	Dave Gallagher, of	Mckay Christensen, of Kevin Flora, of
8/24/95	Oakland	Mike Aldrete, of	★Russ Springer, p Demond Smith, of
1/18/96	New York (N.L.)	Aaron Ledesma, inf	Kevin Flora, of
2/15/96	Cleveland	Jason Grimsley, p Pep Harris, p	Brian Anderson, p
2/29/96	Cincinnati	Don Slaught, c	CASH
5/27/96	Cincinnati	Chuck McElroy, p	Lee Smith, p
6/12/96	New York (A.L.)	Rich Montealeone, p	Mike Aldrete, of
6/15/96	St. Louis	Pat Borders, c	Ben VanRyn, p
7/27/96	Chicago (A.L.)	Robert Ellis, p	Pat Borders, c
7/31/96	Detroit	Greg Gohr, p	Damion Easley, inf
8/31/96	Chicago (A.L.)	★Scott Volmer, c	Don Slaught, c
10/28/96	Kansas City	Mark Gubicza, p Mike Bovee, c	Chili Davis, dh
11/27/96	San Francisco	Allen Watson, p Fausto Macey, p	J.T. Snow, 1b
12/5/96	New York (A.L.)	Jim Leyritz, c/inf	★Jeremy Blewitt, p Ryan Kane, inf
4/14/97	San Francisco	Rich DeLuca, p	★Travis Thurmond, p
5/18/97	Chicago (A.L.)	Tony Phillips, of Chad Kreuter, c Ken Hill, p	Jorge Fabregas, c Chuck McElroy, p Jim Leyritz, c
7/29/97	Texas	★Robert Sasser, inf	Ryan Hancock, p
8/13/97	San Diego	Rickey Henderson, of Stevenson Agosto, p	★George Arias, inf
8/23/97	San Diego	Angelo Encarnacion, c	Aaron Guiel, inf/of
10/31/97	Texas	Mike Bell, inf	Matt Perisho, p
11/20/97	Detroit	Phil Nevin, inf/of Matt Walbeck, c	Nick Skuse, p
3/30/98	St. Louis	Craig Shipley, inf	Chip Hale, inf
7/30/98	Chicago (A.L.)	Charlie O'Brien, c	Jason Stockstill, p
8/7/98	Milwaukee	Jeff Juden, p	Brian Tokarek, c
8/20/98	Oakland	Mike Fetters, p	CASH
8/28/98	Philadelphia	Gregg Jefferies, inf	★Doug Nickle, p
9/18/98	Chicago (A.L.)	Chad Kreuter, c	CASH
12/14/98	St. Louis	Mark Petkovsek, p	★Matt Garrick, c
3/29/99	San Diego	Andy Sheets, inf Gus Kennedy, of	Phil Nevin, inf Keith Volkman, p
3/30/99	Toronto	Tomas Perez, inf	Dave Hollins, inf
7/29/99	Oakland	Nathan Haynes, of Jeff DaVanon, of Elvin Nina, p	Don Olivares, p Randy Velarde, inf
3/23/00	St. Louis	Kent Bottenfield, p Adam Kennedy, inf	★Jim Edmonds, of
7/30/00	Philadelphia	Ron Gant, of	Kent Bottenfield, p
8/22/00	Colorado	Scott Karl, p	CASH
12/10/00	Cincinnati	Wilmy Caceres, inf	Seth Etherton, p
3/25/01	Chicago (N.L.)	Jose Nieves, inf	Mike Fyhrle, p
3/28/01	New York (A.L.)	Glennan Hill, of	Darren Blakely, of
12/17/01	Tampa Bay	Mickey Callaway, rhp	Wilmy Caceres, inf
12/27/01	New York (N.L.)	Kevin Appler, rhp	Mo Vaughn, inf

#Compensation for player who retired
★Designates player to be named later

CLUB HISTORY



ANGELS NOTABLE TRADES



DATE	CLUB	ACQUIRED	TRADED
1/17/02	Toronto	Brad Fulmer, 1b/dh	Brian Cooper, rhp
7/31/02	Milwaukee	Alex Ochoa, of Sal Fasano, c	Jorge Fabregas, c ★Johnny Raburn, inf ★Pedro Liriano, rhp
7/29/03	Chicago (A.L.)	Gary Glover, rhp Tim Bittner, lhp Scott Dunn, rhp	Scott Schoeneweis, lhp Doug Nickle, rhp
11/19/04	Washington	Maicer Izturis, inf Juan Rivera, of Dustin Moseley, rhp	Jose Guillen, of Ramon Ortiz, rhp
8/29/05	New York (A.L.)	Bret Prinz, rhp	Wil Nieves, c
8/30/05	San Francisco	Jason Christiansen, lhp	Dusty Bergman, lhp Ronnie Ray, rhp Steve Finley, of
12/21/05	San Francisco	Edgardo Alfonzo, inf	
2/28/06	Arizona	Jason Bulger, rhp	Alberto Callaspo, inf
5/30/06	Cincinnati	Kyle Edens, rhp	Esteban Yan, rhp
7/5/06	St. Louis	Terry Evans, of	Jeff Weaver, rhp
11/20/06	Florida	Chris Resop, rhp	Kevin Gregg, rhp
12/15/06	Boston	Phil Seibel, lhp	Brendan Donnelly, rhp
7/21/07	New York (A.L.)	Jeff Kennard, rhp	Jose Molina, c
11/19/07	Chicago (A.L.)	Jon Garland, rhp	Orlando Cabrera, inf
7/29/08	Atlanta	Mark Teixeira, inf	Casey Kotchman, inf Steve Marek, rhp
8/28/09	Tampa Bay	Scott Kazmir, LHP	★Sean Rodriguez, inf Alex Torres, lhp Matt Sweeney, inf
7/22/10	Kansas City	Alberto Callaspo, inf	Sean O'Sullivan, rhp Will Smith, lhp
7/25/10	Arizona	Dan Haren, rhp	Joe Saunders, lhp Rafael Rodriguez, rhp Patrick Corbin, lhp ★Tyler Skaggs, lhp ★Loek Van Mil, rhp
8/27/10	Minnesota	Brian Fuentes, lhp	
10/21/11	Toronto	Vernon Wells, of	Mike Napoli, c Juan Rivera, of
11/30/11	Colorado	Chris Iannetta, c	Tyler Chatwood, rhp
12/3/11	Toronto	Brad Mills, lhp	Jeff Matthis, c
5/3/12	San Diego	Ernesto Frieri, rhp	Alexi Amarista, inf Donn Roach, rhp Jean Segura, inf Johnny Hellweg, rhp Ariel Pena, rhp
7/27/12	Milwaukee	Zack Greinke, rhp	Kendrys Morales, inf
12/19/12	Seattle	Jason Vargas, lhp	

DATE	CLUB	ACQUIRED	TRADED
8/26/13	New York (A.L.)	Exicardo Cayones, of Kramer Sneed, lhp	Vernon Wells, of
8/27/13	Tampa Bay	Dane De La Rosa, rhp	Steven Geltz, rhp
7/29/13	Atlanta	Cory Rasmus, rhp	Scott Downs, lhp
7/30/13	Oakland	Grant Green, inf	Alberto Callaspo, inf
11/22/13	St. Louis	David Freese, inf Fernando Salas, rhp	Peter Bourjos, of Randal Grichuk, of Mark Trumbo, inf/of ★A.J. Schugel, rhp
12/10/13	Arizona	Tyler Skaggs, lhp Hector Santiago, lhp	
3/21/14	Detroit	Jose Alvarez, lhp	Andrew Romine, inf
6/27/14	Pittsburgh	Jason Grilli, rhp	CASH
7/5/14	Arizona	Tony Campana, of Joe Thatcher, lhp Huston Street, rhp Trevor Gott, rhp	Zach Borenstein, of Joc Kryehiel, rhp Taylor Lindsey, inf Elliot Morris, inf Jose Rondon, inf R.J. Alvarez, rhp Michael Clevinger, rhp
7/19/14	San Diego		Hank Conger, c Cesar Ramos, lhp Drew Butera, c Josh Rutledge, inf Andrew Heaney, lhp Matt Joyce, of Johnny Giavotella, inf
8/7/14	Cleveland	Vinnie Pestano, rhp	Mark Sappington, rhp
8/21/14	Chicago (A.L.)	Gordon Beckham, inf	Matt Long, of Jairo Diaz, rhp
11/5/14	Houston	Nick Tropeano, rhp Carlos Perez, c	Howie Kendrick, inf Jewee Jepsen, rhp Brian Broderick, rhp
11/5/14	Tampa Bay	Cesar Ramos, lhp	
12/9/14	Los Angeles	Drew Butera, c	
12/11/14	Colorado	Josh Rutledge, inf	
12/11/14	Los Angeles	Andrew Heaney, lhp	
12/16/14	Tampa Bay	Matt Joyce, of	
12/19/14	Kansas City	Johnny Giavotella, inf	
7/27/15	Boston	Shane Victorino, of	Josh Rutledge, inf
7/28/15	Tampa Bay	David DeJesus, of	Eduar Lopez, rhp
7/28/15	Cleveland	David Mulsby, of	Eric Stamets, inf
11/12/15	Atlanta	Andrelton Simmons, inf	Erick Aybar, inf Sean Newcomb, rhp Chris Ellis, rhp
12/10/15	Washington	Yunel Escobar, inf	Trevor Gott, rhp
11/3/16	Detroit	Cameron Maybin, of	Victor Alcantara, rhp
12/10/16	Washington	Danny Espinosa, inf	Austin Adams, rhp Kyle McGowin, rhp
8/31/17	Detroit	Justin Upton, of	Grayson Long, rhp
8/31/17	Atlanta	Brandon Phillips, inf	Tony Sanchez, c
11/30/17	Atlanta	Jim Johnson, rhp Inter. Pool Space	Justin Kelly, lhp
12/13/17	Detroit	Ian Kinsler, inf	Wilkel Hernandez, rhp Troy Montgomery, of
2/17/18	Tampa Bay	PTBNL	C.J. Cron, inf

STADIUM POLICIES

Inside Angel Stadium:

- Guests are prohibited from bringing any alcoholic beverages into the ballpark.
- Guests are prohibited from carrying cans, bottles, thermoses, ice chests, glass containers, or any other container or object that is deemed to be unsafe, hazardous, or posing a threat of injury to guests, participants, officials, or individuals employed at the ballpark.
- Guests are prohibited from bringing bulk quantities of food into the ballpark, as determined by Angel staff in its sole discretion.
- Guests are prohibited from preparing food or beverages of any kind where such preparation necessitates the use of an object or practice deemed to be unsafe, hazardous, or posing a threat of injury to guests, participants, officials, or individuals employed at the ballpark.

Outside Angel Stadium:

- Guests are prohibited from selling food or beverages of any kind.
- Guests are prohibited from preparing food or beverages of any kind where such preparation necessitates the use of an object or practice deemed to be unsafe, hazardous, or posing a threat of injury to guests, participants, officials, or individuals employed at the ballpark.
- Tailgating is only permitted within the designated areas.
- On-site catering is prohibited.
- Only approved gas/propane barbecue units with fuel valve turn-off may be used. AMC 11.04.095
- Consumption of alcohol is strictly prohibited.



NOTABLE FREE AGENT SIGNINGS



DATE	PLAYER/POSITION	PREVIOUS CLUB
11/16/76	Don Baylor, dh/of	Oakland
11/17/76	Joe Rudi, inf	Oakland
11/24/76	Bobby Grich, inf	Baltimore
11/21/77	Lyman Bostock, of	Minnesota
12/3/78	Jim Barr, rhp	San Francisco
11/16/79	Bruce Kison, rhp	Pittsburgh
12/5/79	Freddie Patek, inf	Kansas City
12/2/80	Geoff Zahn, LHP	Minnesota
12/29/80	Juan Beniquez, OF	Seattle
1/16/81	Bill Travers, LHP	Milwaukee
1/22/82	Reggie Jackson, OF	New York (A.L.)
1/21/83	Ellis Valentine, of	New York (N.L.)
1/10/85	Rob Wilfong, inf	Minnesota
1/30/85	Ruppert Jones, of	Detroit
12/1/87	Chili Davis, of	San Francisco
1/17/89	Claudell Washington, of	New York (A.L.)
12/1/89	Mark Langston, lhp	Montreal
2/21/90	Greg Minton, rhp	San Francisco
1/23/91	Gary Gaetti, inf	Minnesota
5/20/91	Fernando Valenzuela, lhp	Los Angeles (N.L.)
2/14/92	Alvin Davis, inf	Seattle
12/1/92	Chili Davis, of	Minnesota
2/11/93	Scott Sanderson, rhp	New York (A.L.)
1/31/94	Bo Jackson, of	Chicago (A.L.)
2/1/94	Dwight Smith, OF	Chicago (N.L.)
12/14/94	Lee Smith, rhp	Baltimore
11/21/95	Randy Velarde, inf	New York (A.L.)
11/20/96	Dave Hollins, inf	Seattle
12/18/96	Eddie Murray, inf	Baltimore
12/11/97	Omar Olivares, rhp	Seattle
12/19/97	Cecil Fielder, inf	New York (A.L.)
2/27/98	Jack McDowell, rhp	Cleveland
12/11/98	Mo Vaughn, inf	Boston
12/23/98	Tim Belcher, rhp	Kansas City
1/11/00	Scott Spiezio, inf	Oakland
1/26/00	Kent Mercker, lhp	Boston
1/11/00	Pat Rapp, rhp	Baltimore

DATE	PLAYER/POSITION	PREVIOUS CLUB
1/4/01	Ismael Valdez, rhp	Los Angeles (N.L.)
1/25/01	Wally Joyner, inf	Atlanta
12/19/01	Dennis Cook, lhp	Philadelphia
1/4/02	Aaron Sele, rhp	Seattle
12/30/02	Eric Owens, of	Florida
11/24/03	Kelvin Escobar, rhp	Toronto
12/10/03	Bartolo Colon, rhp	Chicago (A.L.)
12/20/03	Jose Guillen, of	Oakland
1/14/04	Vladimir Guerrero, of	Montreal
12/11/04	Steve Finley, of	Los Angeles (N.L.)
12/14/04	Paul Byrd, rhp	Atlanta
1/12/05	Orlando Cabrera, inf	Boston
12/2/05	Hector Carrasco, rhp	Washington
2/23/06	Jeff Weaver, rhp	Los Angeles (N.L.)
11/19/06	Justin Speier, rhp	Toronto
11/22/06	Gary Matthews Jr., of	Texas
12/11/06	Darren Oliver, lhp	New York (N.L.)
1/8/07	Shea Hillenbrand, inf	San Francisco
11/22/07	Torii Hunter, of	Minnesota
12/31/08	Brian Fuentes, lhp	Colorado
2/12/09	Bobby Abreu, of	New York (A.L.)
12/14/09	Hideki Matsui, of	New York (A.L.)
12/23/09	Fernando Rodney, rhp	Detroit
1/20/10	Joel Pinedo, rhp	St. Louis
12/2/10	Hisanori Takahashi, lhp	New York (N.L.)
12/10/10	Scott Downs, lhp	Toronto
12/7/11	LaTroy Hawkins, rhp	Milwaukee
12/10/11	Albert Pujols, inf	St. Louis
12/10/11	C.J. Wilson, lhp	Texas
11/28/12	Ryan Madson, rhp	Cincinnati
12/12/12	Joe Blanton, rhp	Los Angeles (N.L.)
12/12/12	Sean Burnett, lhp	Washington
12/15/12	Josh Hamilton, of	Texas
11/29/13	Joe Smith, rhp	Cleveland
12/27/13	Raul Ibanez, of	Seattle
1/16/14	John McDonald, inf	Boston
11/9/16	Andrew Bailey	Los Angeles (A.L.)
11/11/16	Jesse Chavez, rhp	Los Angeles (N.L.)
12/23/16	Ben Revere, of	Washington
12/9/17	Shohei Ohtani, rhp/dh	Nippon-Ham
12/15/17	Zack Cozart, inf	Cincinnati
2/18/18	Chris Young, of	Boston



CLUB HISTORY



ANGELS FIRST ROUND DRAFT SELECTIONS



YEAR	PLAYER	POSITION	MONTH	SIGNED
1965	★ Jim Spencer	First Base	June	Yes
1966	Ronald Cherry	Catcher	January	No
1966	James Vopicka	Shortstop	January (SP)	Yes
1966	James Deneff	Shortstop	June	Yes
1966	★ Andy Messersmith	Pitcher	June (SP)	Yes
1967	David McCormick	Pitcher	January	Yes
1967	★ Tom Murphy	Pitcher	January (SP)	Yes
1967	William Nunn	Catcher	June	Yes
1967	★ Greg Washburn	Pitcher	June (SP)	Yes
1968	Robert Johnson	Pitcher	January	No
1968	Dayle Campbell	First Base	January (SP)	Yes
1968	Lloyd Allen	Pitcher	June	Yes
1968	Larry Hanson	Shortstop	June (SP)	Yes
1969	Randall Bayer	First Base	January	No
1969	Sherwood Hahn	Pitcher	January (SP)	No
1969	★ Alan Bannister	Shortstop	June	No
1969	Robert Beach	Pitcher	June (SP)	No
1970	Paul Sands	Pitcher	January	No
1970	★ John Doherty	Outfielder	January	Yes
1970	★ Paul Dade	3B/OF	June	Yes
1970	Richard Soriano	Outfielder	June (SP)	No
1971	Earl Austin	Third Base	January	Yes
1971	★ Robert Allietta	Catcher	January (SP)	Yes
1971	★ Frank Tanana	Pitcher	June	Yes
1971	John Donovan	Pitcher	June (SPD)	Yes
1971	James Officer	Pitcher	June (SPA)	Yes
1972	★ Thomas Donohue	Catcher	January	Yes
1972	★ Craig Caskey	Pitcher	January (SP)	No
1972	★ Dave Chalk	Third Base	June	Yes
1972	★ Dave Collins	1B/OF	June (SP)	Yes
1973	Randy Smith	Pitcher	January	Yes
1973	Jeff Feramisco	INF/OF	January (SP)	No
1973	Billy Taylor	Outfielder	June	Yes
1973	David Bedrosian	Second Base	June (SP)	No
1974	Lawrence Howser	Shortstop	January	No
1974	David Bedrosian	Second Base	January (SP)	No
1974	★ Mike Miley	Shortstop	June	Yes
1974	★ John Caneira	Pitcher	June (SP)	Yes
1975	★ Willie Aikens	First Base	January	Yes
1975	★ Gil Kubski	Third Base	January (SP)	Yes
1975	★ Danny Goodwin	Catcher	June	Yes
1975	★ Garry Hancock	Outfielder	June (SP)	No
1976	Stephen Tebbetts	Outfielder	January	Yes
1976	Greg Johnson	Pitcher	January (SP)	Yes
1976	★ Ken Landreaux	Outfielder	June	Yes
1976	John Racanelli	Pitcher	June (SP)	Yes
1977	★ Alan Wiggins	Infielder	January	Yes
1977	Robert Healy	Pitcher	January (SP)	Yes
1977	★ Richard Dotson	Pitcher	June	Yes
1977	★ Mike Walters	Pitcher	June (SP)	Yes
1978	Rick Evans	Pitcher	January	No
1978	James Glenn	Outfielder	January (SP)	No
1978	★ Tom Brunansky	Outfielder	June	Yes
1978	Paul Homrig	First Base	June (SP)	No
1979	Dennis Ivy	OF/1B	January	No
1979	★ Otis Nixon	Third Base	January (SP)	No
1979	Mark Pedersen	Pitcher	June (SP)	Yes
1980	Christopher Ray	Pitcher	January	Yes
1980	Thomas McLaughlin	Pitcher	January (SP)	No
1980	★ Dennis Rasmussen	Pitcher	June	Yes
1980	★ Bill Mooneyham	Pitcher	June (SP)	Yes
1981	Kevin Price	Pitcher	January	Yes
1981	★ Ron Romanick	Pitcher	January (SP)	Yes
1981	★ Dick Schofield	Shortstop	June	Yes
1981	Reggie Montgomery	Outfielder	June (SP)	Yes
1982	Jay Lewis	Pitcher	January	Yes
1982	Kendall Walling	Shortstop	January (SP)	No
1982	★ Bob Kipper	Pitcher	June	Yes
1982	Mark Bauer	Pitcher	June (SP)	No
1983	Steve Lee	Outfielder	January	Yes
1983	★ Brad Arnsberg	Pitcher	January (SP)	No
1983	Mark Doran	Outfielder	June	Yes
1983	Byron Kemmerling	Pitcher	June (SP)	Yes
1984	David Martinez	Pitcher	January	Yes
1984	Robert Auth	Pitcher	January (SP)	No
1984	★ Erik Pappas	Catcher	June	Yes
1984	Erik Tutt	Outfielder	June (SP)	No

CLUB HISTORY



ANGELS FIRST ROUND DRAFT SELECTIONS



YEAR	PLAYER	POSITION	MONTH	SIGNED
1985	John Wilder	Pitcher	Jan.	No
1985	★ Chuck Finley	Pitcher	Jan. (SP)	Yes
1985	★ Willie Fraser	Pitcher	June	Yes
1985#	★ Mike Cook	Pitcher	June	Yes
1985	Gary Nalls	Shortstop	June (SP)	Yes
1986	Brandy Vann	Pitcher	Jan.	Yes
1986	Jeffrey Marr	Pitcher	Jan. (SP)	No
1986	★ Roberto Hernandez	Pitcher	June	Yes
1986	★ Mike Fetters	Pitcher	June	Yes
1986	★ Lee Stevens	First Base	June	Yes
1986	Daryl Green	Pitcher	June	Yes
1987	★ John Orton	Catcher	June	Yes
1987#	★ David Holdridge	Pitcher	June	Yes
1988	★ Jim Abbott	Pitcher	June	Yes
1989	★ Kyle Abbott	Pitcher	June	Yes
1990	★ Phillip Leftwich	Pitcher	June	Yes
1991	★ Eduardo Perez	Outfielder	June	Yes
1991#	★ Jorge Fabregas	Catcher	June	Yes
1992	Pete Janicki	Pitcher	June	Yes
1992#	★ Jeff Schmidt	Pitcher	June	Yes
1993	★ Brian Anderson	Pitcher	June	Yes
1994	★ McKay Christensen	Outfielder	June	Yes
1995	★ Darin Erstad	Outfielder	June	Yes
1996	Chuck Abbott	Infielder	June	Yes
1997	★ Troy Glaus	Infielder	June	Yes
1998	★ Seth Etherton	Pitcher	June	Yes
1999	★ John Lackey	Pitcher	June	Yes
2000	Joe Torres	Pitcher	June	Yes
2000#	★ Chris Bootcheck	Pitcher	June	Yes
2001	★ Casey Kotchman	Infielder	June	Yes
2002	★ Joe Saunders	Pitcher	June	Yes
2003	★ Brandon Wood	Infielder	June	Yes
2004	★ Jered Weaver	Pitcher	June	Yes
2005	★ Trevor Bell	Pitcher	June	Yes
2006	★ Hank Conger	Catcher	June	Yes
2007	Jonathan Bachanov	Pitcher	June	Yes
2008	★ Tyler Chatwood	Pitcher	June	Yes
2009	★ Randal Grichuk	Outfielder	June	Yes
2009	★ Michael Trout	Outfielder	June	Yes
2009#	★ Tyler Skaggs	Pitcher	June	Yes
2009#	★ Garrett Richards	Pitcher	June	Yes
2009#	Tyler Kehrler	Pitcher	June	Yes
2010#	★ Kaleb Cowart	Infielder	June	Yes
2010#	★ Cam Bedrosian	Pitcher	June	Yes
2010	Chevy Clarke	Outfielder	June	Yes
2010#	Taylor Lindsey	Infielder	June	Yes
2010#	Ryan Bolden	Outfielder	June	Yes
2011	★ C.J. Cron	Infielder	June	Yes
2012	★ R.J. (Roy) Alvarez	Pitcher	June	Yes
2013	Hunter Green	Pitcher	June	Yes
2014	★ Sean Newcomb	Pitcher	June	Yes
2015	Taylor Ward	Catcher	June	Yes
2016	Matt Thaiss	Infielder	June	Yes
2017	Jo Adell	Outfielder	June	Yes

SP - Secondary Phase # - Compensation Selection
 SPA - Secondary Phase Active ★ - Played in Major Leagues
 SPD - Secondary Phase Delayed



**Angels 2017
 first round
 draft selection
 Jo Adell**





ANGELS AWARD WINNERS



A.L. ROOKIE OF THE YEAR

1993—Tim Salmon
2012—Mike Trout

A.L. MOST VALUABLE PLAYER

1979—Don Baylor
2004—Vladimir Guerrero
2014—Mike Trout
2016—Mike Trout

A.L. CY YOUNG

1964—Dean Chance
2005—Bartolo Colon

A.L. BATTING CHAMPION

1970—Alex Johnson

A.L. COMEBACK PLAYER OF THE YEAR

1970—Clyde Wright (The Sporting News)
1986—John Candelaria (The Sporting News)
1986—Rick Burleson (UPI)
1989—Bert Blyleven (The Sporting News & UPI)
1990—Dave Winfield (The Sporting News)
2002—Tim Salmon (The Sporting News)

A.L. ROLAIDS RELIEF PITCHER OF THE YEAR

1967—Minnie Rojas (Fireman of the Year)
1991—Bryan Harvey
2006—Francisco Rodriguez
2008—Francisco Rodriguez

EXECUTIVE OF THE YEAR

1962—Fred Haney (UPI)

MANAGER OF THE YEAR

1962—Bill Rigney (AP & UPI)
2002—Mike Scioscia (BBWAA & Sporting News)
2009—Mike Scioscia (BBWAA & Sporting News)
2014—Mike Scioscia (Sporting News)

RAWLINGS GOLD GLOVE WINNER

1964—Vic Power, 1b
1966—Bobby Knoop, 2b
1967—Bobby Knoop, 2b & Jim Fregosi, ss
1968—Bobby Knoop, 2b
1970—Jim Spencer, 1b
1972—Ken Berry, of
1978—Rick Miller, of
1982—Bob Boone, c
1985—Gary Pettis, of
1986—Gary Pettis, of & Bob Boone, c
1987—Bob Boone, c
1988—Bob Boone, c & Devon White, of
1989—Devon White, of
1991—Mark Langston, 1hp
1992—Mark Langston, 1hp
1993—Mark Langston, 1hp
1994—Mark Langston, 1hp

1995—Mark Langston, 1hp & J.T. Snow, 1b
1996—J.T. Snow, 1b
1997—Jim Edmonds, of
1998—Jim Edmonds, of
2000—Darin Erstad, of
2002—Darin Erstad, of & Bengie Molina, c
2003—Bengie Molina, c
2004—Darin Erstad, 1b
2007—Orlando Cabrera, ss
2008—Torii Hunter, of
2009—Torii Hunter, of
2011—Erick Aybar, ss
2015—Kole Calhoun, of
2017—Martin Maldonado, c
Andrelton Simmons, ss



2017 Gold Glove Winner
Andrelton Simmons



1970 AL Batting Champ - Alex Johnson



Angels' MVPs, Don Baylor,
Vladimir Guerrero and Mike Trout

LOUISVILLE SILVER SLUGGER AWARD

1981—Rick Burleson, ss & Bobby Grich, 2b
1982—Doug DeCinces, 3b & Reggie Jackson, of
1990—Lance Parrish, c
1995—Tim Salmon, of

2000—Darin Erstad, of & Troy Glaus, inf
2001—Troy Glaus, inf
2002—Garret Anderson, of
2003—Garret Anderson, of
2004—Vladimir Guerrero, of

2005—Vladimir Guerrero, of
2006—Vladimir Guerrero, of
2007—Vladimir Guerrero, of
2009—Torii Hunter, of
2012—Mike Trout, of
2013—Mike Trout, of

2014—Mike Trout, of
2015—Mike Trout, of
2016—Mike Trout, of
2017—Justin Upton, of



ANGELS AWARD WINNERS



TOPPS ROOKIE ALL-STAR SELECTIONS

YEAR	PLAYER	POSITION	YEAR	PLAYER	POSITION	YEAR	PLAYER	POSITION
1961	Lee Thomas	Outfield	1979	Mark Clear	Pitcher	1995	Garret Anderson	Outfield
1962	Bob Rodgers	Catcher	1986	Wally Joyner	First Base	1997	Jason Dickson	Pitcher
1962	Dean Chance	Pitcher	1987	Devon White	Outfield	2000	Adam Kennedy	Second Base
1965	Paul Schaal	Third Base	1988	Bryan Harvey	Pitcher	2000	Bengie Molina	Catcher
1965	Jose Cardenal	Outfield	1989	Jim Abbott	Pitcher	2001	Shawn Wooten	Catcher
1965	Marcelino Lopez	Pitcher	1993	Tim Salmon	Outfield	2011	Mark Trumbo	First Base
1974	Frank Tanana	Pitcher	1993	J.T. Snow	First Base	2012	Mike Trout	Outfield
1975	Jerry Remy	Second Base	1994	Brian Anderson	Pitcher			

BBWAA AWARD WINNERS - LOCAL CHAPTER

YEAR	MVP	ROOKIE	YEAR	MVP	ROOKIE
1961	Ken McBride	Lee Thomas	1990	Lance Parrish	Lee Stevens
1962	Leon Wagner	Bob Rodgers	1991	Bryan Harvey	Ron Tingley
1963	Albie Pearson	Charlie Dees	1992	Luis Polonia	Gary DiSarcina
1964	Dean Chance	Bobby Knoop	1993	Chili Davis	Tim Salmon
1965	Jim Fregosi	Marcelino Lopez	1994	Chili Davis	Brian Anderson
1966	Bobby Knoop	Jay Johnstone	1995	Tim Salmon	Garret Anderson
1967	Jim Fregosi	Rick Clark	1996	Chili Davis	Darin Erstad
1968	Tom Satriano	Andy Messersmith	1997	Tim Salmon	Jason Dickson
1969	Jim Fregosi	Ken Tatum	1998	Gary DiSarcina	Jarrod Washburn
1970	Jim Fregosi & Alex Johnson	Dave LaRoche	1999	Garret Anderson	Lou Pote
1971	Sandy Alomar	Lloyd Allen	2000	Darin Erstad	Bengie Molina
1972	Bob Oliver	Lee Stanton	2001	Garret Anderson	David Eckstein
1973	Frank Robinson	Rudy Meoli	2002	Garret Anderson	John Lackey
1974	Nolan Ryan	Frank Tanana	2003	Garret Anderson	Francisco Rodriguez
1975	Lee Stanton & Frank Tanana	Jerry Remy	2004	Vladimir Guerrero	Robb Quinlan
1976	Frank Tanana	Paul Hartzell	2005	Bartolo Colon	Ervin Santana
1977	Bobby Bonds	Rance Mulliniks	2006	Vladimir Guerrero	Jered Weaver
1978	Don Baylor	Carney Lansford	2007	Vladimir Guerrero	Reggie Willits
1979	Don Baylor	Mark Clear	2008	Francisco Rodriguez	Jose Arredondo
1980	Jason Thompson	Fred Martinez	2009	Kendry Morales	Matt Palmer
1981	Bobby Grich	Mike Witt	2010	Jered Weaver	Peter Bourjos
1982	Doug DeCinces	Rick Steirer	2011	Jered Weaver	Mark Trumbo
1983	Bob Boone	Daryl Sconiers	2012	Mike Trout	Mike Trout
1984	Brian Downing	Ron Romanick	2013	Mike Trout	J.B. Shuck
1985	Donnie Moore	Stewart Cliburn	2014	Mike Trout	Matt Shoemaker
1986	Mike Witt	Wally Joyner	2015	Mike Trout	Andrew Heaney
1987	Wally Joyner	Devon White	2016	Mike Trout	Jett Bandy
1988	Chili Davis	Bryan Harvey	2017	Mike Trout	Parker Bridwell
1989	Bert Blyleven	Jim Abbott			



1975 and 1976 BBWAA Team MVP
Frank Tanana



1993 A.L. Rookie of the Year
Tim Salmon



ANGELS AWARD WINNERS



ANGELS MOST VALUABLE PLAYER AWARD

Awarded by vote of the players to the Angel(s) who most truly exemplifies the qualities of inspirational leadership, sportsmanship and professional ability.

1962	— Billy Moran	1982	— Doug DeCinces	1999	— Garret Anderson
1963	— Jim Fregosi	1983	— Bob Boone	2000	— Darin Erstad
1964	— Bobby Knoop	1984	— Juan Beniquez & Brian Downing	2001	— Garret Anderson
1965	— Bobby Knoop	1985	— Donnie Moore	2002	— Garret Anderson
1966	— Bobby Knoop	1986	— Mike Witt	2003	— Garret Anderson
1967	— Don Mincher	1987	— Wally Joyner	2004	— Vladimir Guerrero
1968	— Bobby Knoop	1988	— Bob Boone & Johnny Ray	2005	— Bartolo Colon & Chone Figgins
1969	— Jim Fregosi	1989	— Bert Blyleven & Chili Davis	2006	— Vladimir Guerrero
1970	— Jim Fregosi	1990	— Chuck Finley	2007	— Vladimir Guerrero
1971	— Ken McMullen	1991	— Jim Abbott & Bryan Harvey	2008	— Francisco Rodriguez
1972	— Bob Oliver & Vada Pinson	1992	— Luis Polonia	2009	— Kendrys Morales
1973	— Nolan Ryan	1993	— Mark Langston & Tim Salmon	2010	— Torii Hunter
1974	— Nolan Ryan	1994	— Chili Davis	2011	— Mark Trumbo
1975	— Mickey Rivers	1995	— Tim Salmon	2012	— Mike Trout
1976	— Jerry Remy	1996	— Troy Percival	2013	— Mike Trout
1977	— Bobby Bonds	1997	— Tim Salmon	2014	— Mike Trout
1978	— Don Baylor	1998	— Gary DiSarcina	2015	— Mike Trout
1979	— Don Baylor			2016	— Mike Trout
1980	— Bobby Grich & Jason Thompson			2017	— Andrelton Simmons & Mike Trout
1981	— Rick Bureson				



Gene Autry with 1988 Team Co-MVP's Bob Boone and Johnny Ray




Angels 2017 Nick Adenhardt Award winner Yusmeiro Petit and Team Co-MVP's Andrelton Simmons and Mike Trout

NICK ADENHART PITCHER OF THE YEAR AWARD

This annual award was established in 2009 in memory of Angels pitcher Nick Adenhardt. On Apr. 8, 2009, Adenhardt, 22, along with Courtney Stewart, Henry Pearson and Jon Wilhite were in a terrible traffic accident. Adenhardt, Stewart and Pearson were killed and Wilhite was seriously injured. The accident happened shortly after Adenhardt, a native of Silver Springs, MD, pitched a masterful six innings against Oakland (6 IP, 7 H, 0 R, 3 BB, 5 SO), leaving with a 4-0 lead before a late-inning rally resulted in a 6-4 Angels defeat.

The award is given to the Angels' pitcher whose Major League performance is selected by his teammates as the most outstanding throughout the course of the regular season.

2009	— Jered Weaver	2014	— Garrett Richards
2010	— Jered Weaver	2015	— Huston Street
2011	— Jered Weaver	2016	— Matt Shoemaker
2012	— Jered Weaver	2017	— Yusmeiro Petit





A.L. PLAYER OF THE WEEK & MONTH WINNERS



PLAYER OF THE WEEK

- 2016 — **MATT SHOEMAKER** (July 11-17)
- 2015 — **MIKE TROUT** (July 6-12)
- 2014 — **MIKE TROUT** (July 7-13); **JOSH HAMILTON** (Mar. 31-Apr. 6)
- 2013 — **CHRIS IANNETTA** (Sept. 15-29)
- 2012 — **JERED WEAVER** (Apr. 30-May 6);
TORII HUNTER/MIKE TROUT (June 4-10);
ALBERT PUJOLS (July 30-Aug. 5)
- 2011 — **DAN HAREN** (Apr. 11-17); **ERVIN SANTANA** (July 25-31);
ERICK AYBAR (Sept. 12-18)
- 2010 — **KENDRYS MORALES** (Apr. 19-25); **BOBBY ABREU** (Aug. 9-16)
- 2009 — **KENDRYS MORALES** (July 27-Aug. 2)
- 2008 — **FRANCISCO RODRIGUEZ** (Aug. 18-24)
- 2007 — **VLADIMIR GUERRERO** (Apr. 2-8)
- 2005 — **VLADIMIR GUERRERO** (Aug. 9-15)
- 2004 — **JOSE GUILLEN** (May 3-9); **ADAM KENNEDY** (Aug. 23-29);
VLADIMIR GUERRERO (Sept. 27-Oct. 3)
- 2003 — **SCOTT SPIEZIO** (May 12-18); **TROY GLAUS** (May 19-25);
GARRET ANDERSON (July 7-12)
- 2001 — **TROY GLAUS** (Sept. 21-30)
- 2000 — **MO VAUGHN** (May 8-14); **DARIN ERSTAD** (May 22-28);
DARIN ERSTAD (July 3-9); **TIM SALMON** (July 31-Aug. 6);
TIM SALMON (Aug. 21-27)
- 1999 — **TIM SALMON** (Apr. 12-18); **MO VAUGHN** (May 10-16);
TROY GLAUS (May 31-June 6)
- 1998 — **DARIN ERSTAD** (June 8-14); **TIM SALMON** (Aug. 3-9)
- 1997 — **JIM EDMONDS** (May 12-18); **CHUCK FINLEY** (July 28-Aug. 3)
- 1996 — **CHUCK FINLEY** (July 22-28)
- 1995 — **JIM EDMONDS** (June 12-18); **JIM EDMONDS** (July 17-23)
- 1994 — **TIM SALMON** (May 15-21)
- 1993 — **J.T. SNOW** (Apr. 19-25); **J.T. SNOW** (Sept. 27-Oct. 3)
- 1992 — **JUNIOR FELIX** (Apr. 27-May 3)
- 1991 — **DAVE WINFIELD** (Apr. 8-14); **WALLY JOYNER** (May 13-19);
DAVE WINFIELD (May 27-June 2)
- 1990 — **BRIAN DOWNING** (Aug. 6-12)
- 1989 — **BERT BLYLEVEN** (Apr. 10-16); **CHILI DAVIS** (July 31-Aug. 6)
- 1988 — **JOHNNY RAY** (Apr. 18-24); **MIKE WITT** (June 13-19);
CHILI DAVIS (July 4-10); **WALLY JOYNER** (July 25-31)
- 1987 — **WALLY JOYNER** (Apr. 20-26); **MIKE WITT** (June 1-7)
- 1986 — **DON SUTTON** (June 16-22); **DOUG DeCINCES** (Aug. 4-10)
- 1985 — **ROD CAREW** (July 29-Aug. 4)
- 1984 — **BOBBY GRICH** (Sept. 10-16); **MIKE WITT** (Sept. 23-30)
- 1983 — **ROD CAREW** (May 2-8)
- 1982 — **DOUG DeCINCES** (Aug. 2-8)
- 1980 — **MARK CLEAR** (June 30-July 6); **JASON THOMPSON** (July 21-27)
- 1979 — **NOLAN RYAN** (Apr. 16-22); **DON BAYLOR** (July 2-8);
DAN FORD (Aug. 6-12)
- 1977 — **JOE RUDI** (Apr. 7-11)
- 1975 — **NOLAN RYAN** (Apr. 7-13); **NOLAN RYAN** (May 12-18);
NOLAN RYAN (May 27-June 1); **LEE STANTON** (June 8-15);
FRANK TANANA (July 14-20)
- 1974 — **ELLIE RODRIGUEZ** (May 29-June 4); **NOLAN RYAN** (Aug. 14-20); **NOLAN RYAN** (Sept. 25 -Oct. 1)

PLAYER OF THE MONTH

- 2017 — **MIKE TROUT** (Apr.)
- 2015 — **MIKE TROUT** (July); **ALBERT PUJOLS** (June)
- 2014 — **MATT SHOEMAKER** (Aug.); **MIKE TROUT** (June)
- 2013 — **JASON VARGAS** (May)
- 2012 — **MIKE TROUT** (July)
- 2011 — **JERED WEAVER** (Apr.)
- 2009 — **BOBBY ABREU** (July); **KENDRYS MORALES** (Aug.)
- 2008 — **JOHN LACKEY** (June)
- 2006 — **JOHN LACKEY** (July)
- 2005 — **BARTOLO COLON** (Aug.)
- 2004 — **VLADIMIR GUERRERO** (Sept.)
- 1998 — **CHUCK FINLEY** (Apr.)
- 1997 — **TIM SALMON** (July); **CHUCK FINLEY** (July)
- 1995 — **GARRET ANDERSON** (July)
- 1990 — **CHUCK FINLEY** (July)
- 1989 — **CHUCK FINLEY** (May)
- 1988 — **CHILI DAVIS** (July)
- 1987 — **BRIAN DOWNING** (Apr.)
- 1986 — **MIKE WITT** (Aug.); **DOUG DeCINCES** (Aug.)
- 1983 — **ROD CAREW** (May)
- 1982 — **GEOFF ZAHN** (Apr.); **DOUG DeCINCES** (Aug.)
- 1980 — **ROD CAREW** (June)
- 1979 — **DON BAYLOR** (May); **DON BAYLOR** (July)
- 1978 — **FRANK TANANA** (Apr.)
- 1977 — **FRANK TANANA** (May)
- 1976 — **NOLAN RYAN** (Sept.); **FRANK TANANA** (Sept.)



Rod Carew

CLUB HISTORY



ANGELS IN THE ALL-STAR GAME



ANGELS ALL-STAR SELECTIONS

- 1961 — Ryne Duren, first game; Ken McBride, both games.
 1962 — Leon Wagner★, Billy Moran★, Lee Thomas, both games; Bill Rigney (coach), Ken McBride, second game.
 1963 — Ken McBride★, Leon Wagner★, Albie Pearson★.
 1964 — Dean Chance★, Jim Fregosi★.
 1965 — Bob Lee.
 1966 — Bobby Knoop★, Jim Fregosi.
 1967 — Jim McGlothlin, Don Mincher, Jim Fregosi, Bill Rigney (coach).
 1968 — Jim Fregosi★.
 1969 — Jim Fregosi.
 1970 — Sandy Alomar, Jim Fregosi, Alex Johnson, Clyde Wright, Lefty Phillips (coach).
 1971 — Andy Messersmith.
 1972 — Nolan Ryan.
 1973 — Nolan Ryan, Bill Singer.
 1974 — Dave Chalk, Frank Robinson, Dick Williams (manager), Whitey Herzog (coach), Freddie Frederico (trainer).
 1975 — Dave Chalk, Nolan Ryan.
 1976 — Frank Tanana.
 1977 — Frank Tanana (replaced Dave LaRoche, who replaced Nolan Ryan).
 1978 — Frank Tanana.
 1979 — Rod Carew, Bobby Grich, Brian Downing, Don Baylor★, Nolan Ryan★, Mark Clear.
 1980 — Rod Carew★, Bobby Grich, Bob Clear (coach).
 1981 — Rod Carew★, Fred Lynn, Rick Burleson, Ken Forsch, Jimmie Reese (coach).
 1982 — Rod Carew★★★, Reggie Jackson★, Fred Lynn★, Bobby Grich★.
 1983 — Rod Carew★, Reggie Jackson★, Fred Lynn★, Doug DeCinces, Bob Boone.
 1984 — Rod Carew★, Reggie Jackson★, Rick Smith (trainer).
 1985 — Donnie Moore.
 1986 — Wally Joyner★, Mike Witt.
 1987 — Mike Witt.
 1988 — Johnny Ray.
 1989 — Chuck Finley, Devon White, Doug Rader (coach), Marcel Lachemann (coach), Rick Smith (trainer).
 1990 — Chuck Finley, Lance Parrish.
 1991 — Bryan Harvey, Mark Langston.
 1992 — Mark Langston, Jimmie Reese (honorary captain), Rick Turner (bullpen catcher), Ned Bergert (trainer).
 1993 — Mark Langston★.
 1994 — Chili Davis.
 1995 — Gary DiSarcina, Jim Edmonds, Chuck Finley, Lee Smith.
 1996 — Chuck Finley, Troy Percival.
 1997 — Jason Dickson, Rick Smith (trainer).
 1998 — Darin Erstad, Troy Percival.
 1999 — Troy Percival.
 2000 — Darin Erstad, Troy Glaus.
 2001 — Troy Glaus, Troy Percival.
 2002 — Garret Anderson, Mike Scioscia (coach), Ned Bergert (trainer).
 2003 — Garret Anderson★, Troy Glaus★, Brendan Donnelly, Mike Scioscia (manager), Joe Maddon (coach), Buddy Black (coach), Mickey Hatcher (coach), Ron Roenicke (coach), Alfredo Griffin (coach), Orlando Mercado (coach).
 2004 — Vladimir Guerrero★, Francisco Rodriguez, Ned Bergert (trainer).
 2005 — Garret Anderson, Bartolo Colon, Vladimir Guerrero★.
 2006 — Vladimir Guerrero★.
 2007 — Vladimir Guerrero★, Francisco Rodriguez, John Lackey.
 2008 — Joe Saunders, Ervin Santana, Francisco Rodriguez.
 2009 — Brian Fuentes, Torii Hunter, Chone Figgins.
 2010 — Torii Hunter, Jered Weaver, Mike Scioscia (coach), Ned Bergert (trainer).
 2011 — Howie Kendrick, Jordan Walden, Jered Weaver.
 2012 — Mike Trout, Mark Trumbo, C.J. Wilson, Jered Weaver.
 2013 — Mike Trout★.
 2014 — Mike Trout★, Erick Aybar.
 2015 — Mike Trout★, Albert Pujols★★, Hector Santiago, Adam Nevala (trainer).
 2016 — Mike Trout★, Yoichi Terada (trainer).
 2017 — Mike Trout★★★.

- ★ Elected as starter
- ★★ Elected as reserve but replaced injured starter
- ★★★ Elected as starter but replaced due to injury

TED WILLIAMS ALL-STAR GAME MVP

- 2014—Mike Trout (Target Field, Minnesota) 2015—Mike Trout (Great American Ball Park, Cincinnati)

HOME RUN DERBY PARTICIPANTS

- 1986—Wally Joyner (The Astrodome, Houston)
 2001—Troy Glaus (SAFECO Field, Seattle)
 2003—Garret Anderson (U.S. Cellular Field, Chicago)★
 2007—Vladimir Guerrero (AT&T Park, San Francisco) ★
 2012—Mark Trumbo (Kauffman Stadium, Kansas City)
 2015—Albert Pujols (Great American Ball Park, Cincinnati)
 ★ Won contest

ANGELS ALL-STAR GAME BESTS

Single Game Bests

HITS	3 - Garret Anderson, 2006 Leon Wagner, 1962
RUNS	2 - 3 times; last, Mike Trout, 2015
RBI	4 - Fred Lynn, 1983
HR	1 - 5 times; last, Mike Trout (led off game), 2015
SB	1 - Mike Trout, 2015 Rod Carew, 1980
IP	3 - Dean Chance, 1964 Ken McBride, 1963
SO	4 - Chuck Finley, 1996

Career Bests (with Angels only)

GAMES	6 - Rod Carew (1979-84) Jim Fregosi (1964 & 1966-70)
STARTS	4 - Mike Trout (2013-16) Vladimir Guerrero (2004-07) Rod Carew (1980-81 & 1983-84)
HITS	6 - Mike Trout
RBI	5 - Fred Lynn
HR	1 - M. Trout (2015), V. Guerrero (2006), G. Anderson (2003), F. Lynn (1983), L. Wagner (1962)
IP	4 - Nolan Ryan
SO	5 - Chuck Finley

ANGELS HALL OF FAME



2017 Inductee
Vladimir Guerrero



ANGELS HALL OF FAME



Gene Autry, Bobby Grich, Jim Fregosi, Don Baylor, Rod Carew, Nolan Ryan, Jimmie Reese, Brian Downing, Chuck Finley, Bobby Knoop, Dean Chance, Mike Witt, Tim Salmon, Garret Anderson, Vladimir Guerrero and the **2002 World Champions** are the 16 members in the Angels Hall of Fame.

Gene Autry, the man responsible for bringing an expansion franchise to the American League and Southern California region in December 1960, was inducted into the Angels Hall of Fame on July 19, 2011. His wife Jackie accepted the honor on his behalf, accompanied by Angels Owner Arte Moreno, and Angels Hall of Fame members Rod Carew, Chuck Finley, Bobby Grich and Brian Downing during pregame ceremonies.

The "Singing Cowboy," who passed away Oct. 2, 1998 at the age of 91, was one of the most popular owners in Major League history. His love for baseball and the respect and admiration he had for those who played, coached and managed the game has been well documented.


The native of Tioga, TX was raised in Texas and Oklahoma. Originally discovered by Will Rogers in 1929, Autry gained popularity following a recording contract with Columbia records that same year. He first appeared on screen in 1934 and eventually starred in 93 films throughout his career. In 1940, theater exhibitors of America voted him the fourth biggest box office attraction, behind Mickey Rooney, Clark Gable and Spencer Tracy.

During his music career, Autry totaled 640 recordings, including more than 300 songs written or co-written by him. His records sold more than 100 million copies and he received more than a dozen gold and platinum records, including the first record ever certified gold. His Christmas and children's records "Here Comes Santa Claus (Right Down Santa Claus Lane)" and "Peter Cottontail" are among his platinum recordings. "Rudolph the Red-Nosed Reindeer," the second all-time best selling Christmas single, boasts in excess of 30 million in sales.

From 1940 to 1956 the public listened to him on *Gene Autry's Melody Ranch* radio show that was heard weekly over the CBS Radio Network. In addition, Autry's popularity was apparent during his personal appearance tours. The first performer to sell out Madison Square Garden, his concert and rodeo appearances throughout the United States and Europe are legendary and served as a model for other performers. Autry did two shows a day, seven days a week, for 65 to 85 days at a stretch.

Entertainer Gene Autry joined the Army Air Corps in 1942 and became Sgt. Gene Autry. During the war, he ferried fuel, ammunition and arms in the China-India-Burma theater of war and flew over the Himalayas, the hazardous air route known as "The Hump." When the war ended Autry was reassigned to Special Services, where he toured with a USO troupe in the South Pacific before resuming his movie career in 1946.

Autry's long-cherished dream came true with the opening of the Gene Autry Western Heritage Museum in November 1988, since acclaimed as one of the finest museums in the West. In January 2004 the museum merged with the Southwest Museum and the Autry National Center was created, consisting of three entities: the Southwest Museum of the American Indian, the Museum of the American West, and the Institute for the Study of the American West. Today thousands of visitors, children and adults alike, learn the fascinating history of America's West through world-class collections of art and artifacts.



Bobby Grich

Autry is the only entertainer to have all five stars on the Hollywood Walk of Fame, one each for Radio, Recording, Motion Pictures, Television, and Live Theatre/performance. He was a 33rd Degree Mason and Honorary Inspector General and was given the prestigious award of the Grand Cross of the Court of Honor. Among the many hundreds of honors and awards Autry received were induction into the Country Music Hall of Fame; the American Academy of Achievement Award; the Los Angeles Area Governor's Emmy from The Academy of Television Arts & Sciences; and the Board of Directors Lifetime Achievement Award from the International Achievement in Arts Foundation. Gene Autry was also inducted into the Nashville Songwriters Hall of Fame, The National Cowboy Hall of Fame, the National Association of Broadcasters Hall of Fame, and he received The Songwriters Guild Life Achievement Award. He was also honored by his songwriting peers with a lifetime achievement award from ASCAP.

Perhaps his greatest honor was the retirement of uniform No. 26, symbolic of the 26th player on the Angels roster, a gesture initiated by members of the 1982 team.

Bobby Grich, who retired following the American League Championship Series against Boston in 1986, was inducted Feb. 3, 1988. He is one of only two Angels (Brian Downing) to participate in each of the Club's first three



Gene Autry



ANGELS HALL OF FAME



Western Division titles.


Grich officially became an Angel Nov. 24, 1976. The native of Muskegon, MI concluded his Angels career with a .269 average in 1,222 games including 154 home runs and 557 RBI. During his career, Grich compiled the following overall numbers: .266 average, 2,008 games, 6,890 at-bats, 1,033 runs, 1,833 hits, 224 home runs and 864 RBI.

One of California's most popular players, Grich became only the second player in Club history to play 1,000 games-or-more (1,098) at one position, joining Fregosi who totaled 1,367 appearances at shortstop. Grich's .997 fielding percentage in 1985 established a Major League record for second basemen.

On the date of his induction, Grich ranked among the top three on several Angels all-time lists, including games (3rd), at-bats (3rd, 4,100), runs (3rd, 601), home runs (2nd), runs batted in (2nd), extra-base hits (3rd, 357), hits (3rd, 1,103), doubles (3rd, 183) and total bases (3rd, 1,788).

In 1981, Grich recorded a career-high .304 average and tied Dwight Evans, Tony Armas and Eddie Murray in the A.L. home run race (22 each). He became the first second baseman to lead the league in home runs since Nap Lajoie of Philadelphia totaled 14 in 1901. He also became the first A.L. second baseman to lead in slugging since George Stirnweiss with the Yankees in 1945 (.476).

In 1980, Grich was co-winner of the Owner's Trophy, symbolic of the club's Most Valuable Player as selected by the players.



Jim Fregosi

Jim Fregosi, a six-time Angels All-Star, was inducted May 17, 1989. He appeared with the Halos from 1961-71 as a player and then managed the Club from June 1, 1978 through May 28, 1981. Fregosi guided the Angels to an 87-75 finish in 1978 and a second place tie prior to the memorable 1979 season when the Club captured their first-ever Western Division title. For his efforts, Fregosi was runner-up in balloting by the Associated Press for A.L. Manager of the Year. He finished with a 237-248 record managing the Angels.

As a player, Fregosi's career spanned 18 seasons during which he registered a .265 lifetime average. He was originally acquired by the Angels Dec. 14, 1960 in the expansion draft from the Boston Red Sox.

Fregosi was voted the winner of the Angels Owner's Trophy three times and was a Gold Glove® recipient in 1967.


At the time of his induction, Fregosi led on the Angels all-time lists in the following categories: games (1,429), at-bats (5,244), hits (1,408) and triples (70). In addition, he ranked second in runs (691), doubles (219), extra-base hits (404) and total bases (2,112).

Don Baylor, the first Angel to win the American League Most Valuable Player Award in 1979, was inducted on May 26, 1990. He appeared with the Angels from 1977-82. He was a member of the Angels first two Western Division Championships in 1979 and 1982. During his MVP season, Baylor compiled a .296 average with 36 home runs and a league-leading 139 RBI. He also led the league in games played (162) and runs scored (120). His marks in games played, runs scored, RBI and total bases set Club single-season records. In the 1982 American League Championship Series, he hit .294 with a grand slam and series-high 10 RBI.

Baylor's career spanned 19 Major League seasons during which he registered a .260 average and 338 home runs. He was originally acquired by the Angels Nov. 16, 1976 as a free agent. With the Halos, he averaged 23 home runs and 87 RBI, while batting .262 in six seasons.

Baylor was voted the winner of the Owner's Trophy twice (1978 & 1979) and earned All-Star recognition as an outfielder in 1979.


Upon his induction, Baylor ranked on Angels all-time list in the following categories: third in home runs (141), fourth in at-bats (3,105), runs (481), RBI (523) and total bases (1,390). In addition, he also ranked fifth in extra base hits (288), hits (813), doubles (140, tied with Carew) and stolen bases (89).



Don Baylor



ANGELS HALL OF FAME



Rod Carew

games (2,469), 31st in at-bats (9,315), 13th in hits (3,053) and sixth in singles (2,404) at the time of his induction. On the Angels' All-Time lists, he still ranks second in career average (.314).

Nolan Ryan, who became the 20th pitcher in Major League history to win 300 games (July 31, 1990 at Milwaukee) and owns a Major League record seven no-hitters and 5,714 strikeouts, was inducted and had his uniform No. 30 retired, June 16, 1992.

Ryan appeared with the Angels from 1972-79, compiling a 138-121 record and 3.06 ERA in 291 games. Ryan tossed four of his no-hitters with the Halos and holds or shares several Club records, including complete games (156), shutouts (40) and strikeouts (2,416). In 1977, he was selected "A.L. Pitcher of the Year" by *The Sporting News* and named to its All-Star team. In 1973, Ryan established a Major League record for strikeouts in a single season with 383. He was originally acquired by the Angels


from the New York Mets, Dec. 10, 1971, along with pitcher Don Rose, outfielder Leroy Stanton and catcher Francisco Estrada in exchange for Jim Fregosi.

Ryan's career spanned 27 seasons, the most in Major League history. He began his career with the New York Mets, posting a 29-38 record and 3.58 ERA in 105 games (74 starts) from 1966-71. Following eight seasons with the Halos, he appeared with the Houston Astros from 1980-88, compiling a 106-94 mark and 3.13 ERA in 282 starts. He joined the Texas Rangers in 1989 and finished 51-39 with a 3.43 ERA in five seasons.

Ryan was named to eight All-Star teams (five with Angels) and appeared in five games, including as starting pitcher for the American League in 1979 in Seattle. He pitched two scoreless relief innings to win the 1989 game in Anaheim, becoming the oldest pitcher to win an All-Star Game. Ryan was inducted into the Baseball Hall of Fame, July 25, 1999.


Jimmie Reese, whose 23 years in an Angels uniform is second longest in Club history (Bobby Knoop - 24), was inducted on Aug. 2, 1995.

A former roommate of Babe Ruth, Reese began his career as a batboy for the Los Angeles Angels of the Pacific Coast League in 1917. He broke into baseball seven years later as a second baseman for the minor league Oakland Oaks.



Nolan Ryan

Did You Know? Nolan Ryan appeared in 291 career games with the Angels. Of those 291 games, 156 (54%) were complete game efforts.



Jimmie Reese

CLUB HISTORY



ANGELS HALL OF FAME



Reese played one more year in the majors (1932 with St. Louis) before returning to the Pacific Coast League in 1933. In three Major League seasons, he hit .278, including a .345 mark in a reserve role for the Yankees in 1930.

Reese played 12 seasons in the PCL (Oakland, 1924-29; Los Angeles, 1933-36 and San Diego, 1937-38) and was honored as all-time second baseman of the league. He set a career fielding record for total chances with 9,890 and led the PCL in fielding three times (1927, 1929 & 1934).

On Mar. 30, 1972, Reese joined the Angels coaching staff. During his 23 years, he built a reputation for being the most prolific fungo hitter in baseball. In 1989, Reese was selected by the late Commissioner Bart Giamatti to throw out the ceremonial first pitch for the 60th All-Star Game at Anaheim Stadium. In 1992, he was named honorary captain of the American League All-Stars at the contest in San Diego. Jimmie Reese passed away on July 13, 1994 at the age of 92.


Brian Downing, who served 13 years in an Angel uniform, left the club as the all-time leader in almost every major offensive category. He is one of only two Angels (Bobby Grich being the other) to participate in each of the club's first three Western Division titles. He was inducted into the Angels Hall of Fame on Aug. 27, 2009.

Downing was originally acquired by California, Dec. 5, 1977, along with Dave Frost and Chris Knapp from the White Sox in exchange for Bobby Bonds, Thad Bosley and Richard Dotson. The Anaheim, CA native helped lead the Angels to their first Western Division title in 1979 batting a career-high .326 with 12 home runs and 75 RBI. His stellar performance earned him an All-Star selection.

During his 20-year career, Downing registered a .267 average in 2,344 games with 2,099 hits, 1,188 runs, 275 home runs and 1,073 RBI.

After 13 seasons, Downing topped many Angels' all-time lists with 1,661 games, 5,854 at-bats, 889 runs, 1,588 hits, 2,580 total bases, 282 doubles, 222 home runs, 846 runs batted in and 866 walks.

In 1984, Downing was co-winner of the Owner's Trophy, symbolic of the Club's Most Valuable Player as voted by the players.



Brian Downing



Chuck Finley

Chuck Finley, the Angels' all-time leader in wins with 165, was inducted into the Club's Hall of Fame on Aug. 27, 2009.

The four-time All-Star was originally drafted by the Halos in the first round (fourth overall pick) in the 1985 draft. He saw his first big league action the following season, joining the club for their memorable 1986 Western Division title run.

The West Monroe, LA native's career spanned 17 seasons in which he compiled a 200-173 record and a 3.85 ERA in 524 games.

On the date of his induction, he topped the Angels all-time list with 165 wins, 379 starts and 2,675 innings pitched while finishing second behind Nolan Ryan with 2,151 strikeouts and fourth with 57 complete games.

In a dominating three-year period from 1989-91, Finley posted a 52-27 record with a 2.93 ERA in 95 starts. In 1990, he enjoyed a career-year in which he took home the Owner's Trophy, going 18-9 with a 2.40 ERA, the third-lowest single season ERA in club history.

When he retired in 2002, Finley was one of only 25 pitchers in Major League history to record over 2,500 strikeouts.

Bobby Knoop, one of the original Angel stars during the team's first decade of existence, was inducted on Sept. 5, 2013. The infielder was a four-time recipient of the Owner's Trophy (1964-66 & 1968), presented annually to the Club's MVP. He is one of just three Halos to win the award at least four times (Garret Anderson & Mike Trout).

The second baseman played six seasons with the Halos (1964-69) and combined with Jim Fregosi to form one of the most formidable double-play tandems in all of MLB. The duo claimed Rawlings Gold Gloves® in 1967, the second of three such honors for Knoop.

Knoop's best offensive season came in 1966 when he posted career-highs in home runs (17), RBI (72) runs (54) and triples (11). His 11 triples led the A.L. and he was named as an All-Star Game starter that season.

Originally signed by the Milwaukee Braves as an amateur free agent before the 1956 season, he was a Rule 5 Draft pick by the Angels from the Braves on Dec. 2, 1963. In his first season with the Angels in 1964, he played in all 162 games.



Bobby Knoop

CLUB HISTORY



ANGELS HALL OF FAME




One of the initial aces in team history, **Dean Chance** was inducted into the Angels Hall of Fame in 2015. Sadly, Chance passed away on Oct. 11, 2015 - just a few months after his induction.

In 1964, he became the Halos' first 20-game winner and Cy Young Award® recipient. At the time, he was the youngest recipient of the hardware.

During the 1964 campaign, Chance led the A.L. in wins (20), ERA (1.65) & innings pitched (278.1) while tossing 11 shutouts, including six by a 1-0 score. He also notched 207 punchouts, and allowed just a 1.01 WHIP. His 1.65 ERA stands as the Halos' single-season record by a starting pitcher.

Additionally in 1964, Chance threw four complete games (3 SHO) against the New York Yankees. Not only did Chance post a 4-0 mark vs. Yankees, he allowed just one run in 50 IP (0.18 ERA), a home run to Mickey Mantle. The feat easily ranks among the top dominant season pitching performances over one team in baseball history.

Over the course of six years with the Club, Chance posted a 74-66 record, 2.86 ERA (1131 IP – 360 ER) and 857 strikeouts. His career ERA remains the best all-time in Club history.




Dean Chance

A decade-long (1981-90) Angels mainstay, local product (Servite HS) **Mike Witt** stands tall as one of the most dominant pitchers in Club history.

At time of his Angels Hall of Fame induction (2015), the two-time All-Star ranked fourth on the Club's all-time list in wins (109), starts (272) & strikeouts (1,283) and third in complete games (70) & innings pitched (1,965.1).

During his tenure, Witt was a member of two Western Division Champion teams (1982 & 1986). In 1986, he shouldered the Angels to the American League Championship Series with the best season of his career, posting a record of 18-10 with a 2.84 ERA.

Witt's most impressive accomplishment came on the last game of the 1984 season (Sept. 30 at Texas) when he became one of only 13 pitchers in history to throw a perfect game, striking out 10 en route to a 1-0 victory.



Mike Witt

Affectionately tabbed as "Mr. Angel" and "The Kingfish," **Tim Salmon** spent his entire 15-year career in a Halo uniform. In 2002,

he helped guide the Angels to their first World Championship. Salmon finished with a .282 career average and was inducted into the Club's Hall of Fame in 2015 as the career leader in home runs (299) & walks (970). He ranked second in team history in games (1,672), at-bats (5,934), runs (986), hits (1,674), extra base hits (662) and RBI (1,016).

Salmon, originally selected in the third round of the 1989 MLB draft, made his Major League debut in 1992. That season, he was named by *Baseball America* as the Minor League Player of the Year. The following campaign, the slugger earned the nod as the A.L. Rookie of the Year batting .283 with an Angels' rookie-record 31 home runs and 95 RBI. Salmon's best season came in 1995 when he posted a slash line of .330/.429/.524 and captured a Silver Slugger Award®. From 1993 to 2000, he had just two OPS lines below .900 and never finished under .860 in that span.

The Kingfish was an integral part of the Halos' World Series crown in 2002, guiding the Club to the playoffs for the first time since 1986. Salmon hit two key home runs in Game 2 of the Fall Classic against San Francisco and batted .346 with a 1.067 OPS in the Series overall. That season, he was also tabbed as *The Sporting News* Comeback Player of the Year as he posted a .286 clip with 48 extra-base hits and 88 RBI.

Salmon played his final game on Oct. 1, 2006, against the Oakland Athletics and exited to a standing ovation from the Halo faithful.



Tim Salmon

CLUB HISTORY



ANGELS HALL OF FAME



The 2002 World Champion Angels were inducted into the Angels Hall of Fame on Aug. 18, 2012.

En route to capturing the franchise's first World Series title, the 2002 Angels finished with a 99-63 record during the regular season to claim the American League Wild Card and advance to the postseason for the first time since 1986. The Angels sat at 6-14 after 20 games (worst start in club history) but finished the season going 93-49 (.650) over their last 142 games. 43 of the 99 wins came in comeback fashion. The Club finished first in the A.L. with a franchise record .282 average and second with a 3.69 ERA. The Halos also ranked first in the junior circuit with a 2.98 relief ERA.

The offense was paced by team MVP Garret Anderson (.306, 56 2B, 29 HR, 123 RBI), A.L. Comeback Player of the Year Tim Salmon (.286, 22 HR, 88 RBI), Troy Glaus (30 HR, 111 RBI), Darin Erstad (.283, 99 runs, 23 SB) and leadoff man David Eckstein (.293, 107 runs, 21 SB).



On the mound, the starting staff featured Jarrod Washburn (18 wins), Kevin Appier (14 wins), Ramon Ortiz (15 wins) and rookie John Lackey (9 wins). The bullpen was guided by the likes of Troy Percival (40 saves), Brendan Donnelly (2.17 ERA), Ben Weber (2.54 ERA) and late season call-up Francisco Rodriguez. The pitching staff was guided by Gold Glove® catcher Bengie Molina.

In their first post season appearance in 16 years, the Angels defeated the New York Yankees in the Division Series (three games to one) to claim the first playoff series victory in club history. In the League Championship Series, the Halos defeated the Minnesota Twins (four games to one) to claim their first ever A.L. Pennant and earn a spot in the Fall Classic. Second baseman Adam Kennedy was named Most Valuable Player of the series, the second Angel to be named ALCS MVP (also Fred Lynn in 1982 ALCS). Kennedy became the third player in MLB history to hit three home runs in an LCS contest in Game 5.

The All-California World Series matched the Angels with the San Francisco Giants in the 99th edition of the Fall Classic. After the Giants took a 3-2 series lead, the stage was set for one of the more remarkable comebacks in playoff history. In Game 6, the Halos trailed 5-0 with seven outs left in their season until Spiezio's three-run home run brought the Club back into the game. An inning later, the Halos rallied for three more runs, keyed by Glaus' two-run double. The Angels' 6-5 comeback win was the biggest ever by a team facing series elimination.

42 years of waiting for a World Series crown came to a climactic close for Angels' fans on Sunday, Oct. 27, 2002. The Game 7 win was highlighted by Anderson's clutch bases clearing, three-run double in the third inning. Lackey received the win, becoming just the second rookie pitcher to win Game 7 of the World Series. Glaus was named MVP of the 2002 Fall Classic after hitting .385 (10/26) with seven runs, three doubles, three home runs and eight RBI.

The 2002 Angels' season was not ultimately defined by specific numbers or stats, but rather a group of individuals that comprised the true definition of a team.



CLUB HISTORY

2002 ANGELS ROSTER

Anderson, Garret (of)
Appier, Kevin (rhp)
Bellinger, Clay (inf)
Callaway, Mickey (rhp)
Cook, Dennis (lhp)
DaVanon, Jeff (of)
Donnelly, Brendan (rhp)
Eckstein, David (inf)
Erstad, Darin (of)
Fabregas, Jorge (c)

Fasano, Sal (c)
Figgins, Chone (inf)
Fullmer, Brad (inf)
Gil, Benji (inf)
Glaus, Troy (inf)
Kennedy, Adam (inf)
Lackey, John (rhp)
Levine, Al (rhp)
Lukasiewicz, Mark (rhp)
Molina, Bengie (c)

Molina, Jose (c)
Nieves, Jose (inf)
Ochoa, Alex (of)
Ortiz, Ramon (rhp)
Palmeiro, Orlando (of)
Percival, Troy (rhp)
Pote, Lou (rhp)
Ramírez, Julio (of)
Rodríguez, Francisco (rhp)
Salmon, Tim (of)

Schoeneweis, Scott (lhp)
Sele, Aaron (rhp)
Shields, Scot (rhp)
Spiezio, Scott (inf)
Wall, Donne (rhp)
Washburn, Jarrod (lhp)
Weber, Ben (rhp)
Wise, Matt (rhp)
Wooten, Shawn (inf)

Manager - Mike Scioscia
Coaches - Joe Maddon (Bench), Bud Black (Pitching), Mickey Hatcher (Hitting), Ron Roenicke (Third Base), Alfredo Griffin (First Base), Bobby Ramos (Bullpen) and Orlando Mercado (Bullpen)

* Players that appeared in at least one game with the club



ANGELS HALL OF FAME



Garret Anderson, one of the most productive offensive players in franchise history, spent 15 of his 17 professional seasons playing for the Angels. He was inducted into the Club's Hall of Fame on Aug. 20, 2016.

A two-time Silver Slugger recipient, three-time All-Star and four-time Angels Team MVP, Anderson remains atop the franchise all-time list in several key offensive categories including games (2,013), at-bats (7,989), runs (1,024), hits (2,368), total bases (3,743), extra-base hits (796), doubles (489) and RBI (1,292). He also ranks second in home runs with 272, trailing only fellow Angels Hall of Famer, Tim Lincecum (299).

Following his selection in the fourth round of the 1990 June draft out of Kennedy High School in Granada Hills, CA, Anderson made his Major League debut July 27, 1994 vs. Oakland at the age of 22. He would go on to hit .321 with 19 doubles, 16 home runs and 69 RBI that season and finish second in the American League Rookie of the Year voting.

A key piece in the Club's 2002 title run, Angels' fans will long remember his bases-clearing, three-run double in Game Seven of the 2002 World Series. Anderson completed the 2002 postseason batting a combined .300 with four doubles, two home runs and 13 RBI.

After finishing fourth in A.L. MVP voting in 2002, he returned a year later with another solid All-Star season. During the All-Star game in Chicago, he became the first player since Cal Ripken, Jr. in 1991 to become both the Home Run Derby Champion and MVP of the All-Star Game.



Vladimir Guerrero became the 15th individual inducted into the Angels Hall of Fame on Aug. 26, 2017. No player in Club history had more of an immediate impact than 'Vladdy' in his initial campaign with the Angels in 2004. In that season, Guerrero captured American League MVP honors as he lifted the Halos to their first A.L. West crown since 1986. Vlad became just the second player in Angels' history to garner MVP honors, joining Don Baylor in 1979.

During the 2014 season, Guerrero tied a Club record and led the A.L. with 366 total bases while also pacing the junior circuit with 124 runs. His .337 average remains the highest single-season mark by a right-hander in team annals.

Most impressive during the 2014 campaign were Guerrero's numbers down the stretch. He was named A.L. Player of the Month for September batting .371 with 24 runs, 17 extra-base hits (10 HR) and 23 RBI.

Guerrero remains among the Angels' all-time leaders in several key offensive categories including average (1st, .319), runs (10th, 544), hits (10th, 1,034), total bases (7th, 1,767), extra-base hits (7th, 377), doubles (8th, 194), home runs (6th, 173), RBI (6th, 616), on-base percentage (4th, .381) and slugging percentage (2nd, .526). Guerrero will be inducted into the Baseball Hall of Fame, July 29, 2018.



CLUB HISTORY

MAJOR LEAGUE BASEBALL



2017 A.L. MVP Jose Altuve &
2016 A.L. MVP Mike Trout

MAJOR LEAGUE BASEBALL



NATIONAL BASEBALL HALL OF FAME AND MUSEUM

25 Main Street, Cooperstown, New York 13326

Phone: (607) 547-7200 Fax: (607) 547-2044

Public Relations: (607) 547-0215

E-mail address: info@baseballhall.org

Website: baseballhall.org

Summer Hours: Memorial Day Weekend - Labor Day Weekend: 9 a.m. to 9 p.m.

Regular Hours: 9 a.m. to 5 p.m.

Holiday Closings: Thanksgiving Day, Christmas Day, and New Year's Day.

DIRECTORY: Jane Forbes Clark (Chairman), Joe Morgan (Vice Chairman), Jeff Idelson (President), Jeff Jones (Senior Vice President of Finance and Administration), Sean Cahagan (Vice President, Retail Merchandising & Licensing), Erik Strohl (Vice President, Exhibitions and Collections), Ken Meifert (Vice President, Sponsorship & Development)

RESEARCH AND LIBRARY CONTACTS: Jim Gates (Librarian)

PR CONTACTS: Jon Shestakofsky (Vice President, Communications) & Craig Muder (Communications Director)

HALL OF FAME WEEKEND 2018: July 28-31

Class of 2018: Vladimir Guerrero, Trevor Hoffman, Chipper Jones, Jack Morris, Jim Thome, Alan Trammell

Awards: Sat, July 28, 4:30 p.m. *ET, Doubleday Field*

Induction: Sun, July 29, 1:30 p.m. *ET, Clark Sports Center*

HALL OF FAME CLASSIC 2018: May 25-27

Legends Game and Special Events

Game: Sat, May 26, Doubleday Field;

For more information, visit baseballhall.org

ANGELS IN THE HALL OF FAME

Thirteen members of the National Baseball Hall of Fame have worn an Angels uniform, including 2018 BBWAA electee Vladimir Guerrero, who will become the first electee to have an Angels logo on his Hall of Fame plaque. The other 12 are Rod Carew, Bert Blyleven, Rickey Henderson, Whitey Herzog, Reggie Jackson, Eddie Murray, Frank Robinson, Nolan Ryan, Don Sutton, Hoyt Wilhelm, Dick Williams and Dave Winfield. For more information on Los Angeles/California/Anaheim/Los Angeles Angels of Anaheim in the Hall of Fame, visit the "Hall of Famers" team pages at www.baseballhall.org.

NOTABLE ANGELS ARTIFACTS IN COOPERSTOWN

- Jersey worn by Albert Pujols on June 3, 2017, when he hit his 600th home run.
- Bat used by Mike Trout in the 2015 All-Star Game, in which he hit a home run became the first player in history to win the game's MVP Award in back-to-back years.
- Bat used by Carlos Perez on May 5, 2015 when he became just the fourth player to hit a walk-off home run in his first major league game.
- Cap worn by Mike Trout when he won the 2014 All-Star Game MVP Award.
- Spikes worn by Albert Pujols when he hit his 500th home run on April 22, 2014.
- Spikes worn by Mike Trout when he became the youngest AL player to hit for the cycle on May 21, 2013.
- Cap and spikes worn by Mike Trout during his 2012 American League Rookie of the Year season.
- Jersey worn by Jered Weaver during his May 2, 2012 no-hitter.
- Game-used ball from Sept. 25, 2012 game where Zack Greinke, Garrett Richards, Scott Downs, Kevin Jepsen and Ernesto Frieri combined to tie a record by striking out 20 batters in a game against the Mariners.
- Jersey worn by Ervin Santana during his no-hitter on July 27, 2011 ball from the game and jersey worn by his catcher that day, Bobby Wilson.
- Balls from Francisco Rodriguez's 50th, 57th and record 58th save along with a jersey which set the new single season saves mark, on Sept. 13, 2008.
- Cap, ball and lineup cards from Troy Percival's 300th save on July 28, 2004.
- Batting helmet worn by 2003 All-Star Game MVP Garret Anderson.
- Cap worn by John Lackey to win Game 7 of the 2002 Series.
- Bat used by Adam Kennedy to hit three home runs in the clinching Game 5 of the 2002 ALCS.
- Entire uniform worn by Rod Carew on Aug. 4, 1985, when he achieved his 3,000th career hit.
- Helmet worn by Reggie Jackson when he hit his 500th career home run on Sept. 17, 1984.



Jersey worn by Albert Pujols on June 3, 2017, when he hit his 600th career home run.

A LOOK AHEAD TO 2019

Ballots for the 2019 Hall of Fame/BBWAA election will be distributed following the 2018 season with results from the voting scheduled to be announced in January 2019. A partial list of first-year candidates for election includes: Roy Halladay, Todd Helton, Andy Pettitte and Mariano Rivera. Historical information on past BBWAA elections and the election process can be accessed at www.baseballhall.org or by contacting the Hall of Fame Communications department.

CONNECT TO COOPERSTOWN

- For up-to-the-minute news from Cooperstown, visit at www.baseballhall.org. Stay up-to-date on all the activity at the Hall of Fame's official site and through social networking on Facebook, Instagram, Twitter and YouTube.
- If you would like to receive interesting stories and timely news items direct from the Hall of Fame and get the inside track on the latest happenings in Cooperstown, sign up for *Inside Pitch*. There's no cost to receive our weekly electronic newsletter in your e-mail box at home or work and it's easy to enroll. Just log on to www.baseballhall.org/support.
- If you have an interest in receiving *Around The Horn*, the Hall's monthly media newsletter, please send an e-mail to info@baseballhall.org. Be sure to include your name, name of organization and e-mail address. Or visit www.baseballhall.org/media-info.

RESEARCH ASSISTANCE

The Hall of Fame is pleased to provide assistance in baseball research and members of the media are encouraged to utilize this valuable baseball resource whenever necessary by calling the Public Relations department at (607) 547-0215, or the Library Reference desk at (607) 547-0330.



MAJOR LEAGUE BASEBALL



Rob Manfred

MAJOR LEAGUE BASEBALL

245 PARK AVENUE
NEW YORK, NY 10167
(212) 931-7800
WWW.MLB.COM



OFFICE OF THE COMMISSIONER

Robert D. Manfred, Jr.	Commissioner
Dan Halem	Deputy Commissioner, Baseball Administration & Chief Legal Officer
Tony Petitti	Deputy Commissioner, Business & Media
Patrick Courtney	Chief Communications Officer
Bob Starkey	Chief Financial Officer & Senior Advisor
Joe Torre	Chief Baseball Officer
Noah Garden	Executive Vice President, Commerce
Chris Marinak	Executive Vice President, Strategy, Technology & Innovation
Chris Park	Executive Vice President, Product & Marketing

BASEBALL OPERATIONS

Joe Torre	Chief Baseball Officer
Kim Ng	SVP, Baseball Operations
Peter Woodfork	SVP, Baseball Operations

PUBLIC RELATIONS

(212) 931-7878; FAX (212) 949-5654

Patrick Courtney	Chief Communications Officer
Matt Bourne	VP, Business Communications
Michael Teevan	VP, Communications
John Blundell	VP, Communications
Steven Arocho	Sr. Director, Communications & Youth Engagement
Ileana Peña Donovan	Sr. Director, Business Communications
Donald Muller	Director, Communications
Lydia P. Devlin	Manager, Communications
David Hochman	Specialist, Business Communications
Yolayna Alvarez	Coordinator, Communications
Paul Koehler	Coordinator, Communications
Kerline Batista	Coordinator, Business Communications
Ginger Dillon	Executive Assistant
John Thorn	Official Baseball Historian
Matthew Gould	VP, Corporate Communications for MLB Advanced Media
Lorraine Fisher	Sr. Director, Media Relations for MLB Network
Lou Barricelli	Manager, Media Relations for MLB Network
Amanda Rodriguez	Coordinator, Media Relations for MLB Network



BALTIMORE ORIOLES



Field Manager Buck Showalter
 Named: July 29, 2010, replacing Juan Samuel
 Home Clubhouse Operations Chris Guth
 Visiting Clubhouse Operations Fred Tyler



BALTIMORE ORIOLES

Oriole Park at Camden Yards
 333 West Camden Street
 Baltimore, MD 21201
 (410) 685-9800
 Seating Capacity: 45,971
 2017 Record:
 75-87 - 5th in A.L. East

CLUB DIRECTORY

Chairman of the Board/CEO Peter Angelos
 Executive Vice President John Angelos
 Executive Vice President, Baseball Operations Dan Duquette
 Vice President, Communications & Marketing Greg Bader
 Director, Public Relations Kristen Hudak
 Director, Team Travel Kevin Buck

ALL-TIME SERIES RESULTS

(Angels Listed First)											
Year	Home	Road	Totals	Year	Home	Road	Totals	Year	Home	Road	Totals
1961	4-6	6-2	10-8	1980	0-6	2-4	2-10	1999	1-5	2-4	3-9
1962	7-2	3-6	10-8	1981	3-3	3-3	6-6	2000	3-3	4-2	7-5
1963	6-3	3-6	9-9	1982	2-4	3-3	5-7	2001	1-2	3-3	4-5
1964	4-5	3-6	7-11	1983	3-3	2-4	5-7	2002	4-2	3-0	7-2
1965	3-5	2-8	5-13	1984	3-3	1-5	4-8	2003	1-2	0-6	1-8
1966	3-6	3-6	6-12	1985	3-3	2-4	5-7	2004	4-2	2-1	6-3
1967	7-4	4-2	11-6	1986	4-2	2-4	6-6	2005	2-1	2-1	4-2
1968	4-5	4-5	8-10	1987	1-5	2-4	3-9	2006	5-1	1-3	6-4
1969	3-3	3-3	6-6	1988	4-2	3-3	7-5	2007	3-1	4-2	7-3
1970	3-3	2-4	5-7	1989	4-2	2-4	6-6	2008	4-2	2-1	6-3
1971	3-3	2-4	5-7	1990	3-3	2-4	5-7	2009	3-1	5-1	8-2
1972	4-2	2-4	6-6	1991	3-3	3-3	6-6	2010	0-3	0-3	0-6
1973	3-3	3-3	6-6	1992	2-4	2-4	4-8	2011	3-0	3-3	6-3
1974	3-3	2-4	5-7	1993	3-3	2-4	5-7	2012	5-2	2-0	7-2
1975	2-4	4-2	6-6	1994	1-5	3-3	4-8	2013	1-3	1-2	2-5
1976	2-4	2-4	6-6	1995	2-5	2-4	4-9	2014	1-2	1-2	2-4
1977	5-0	1-5	6-5	1996	3-3	3-3	6-6	2015	2-1	2-1	4-2
1978	3-2	3-2	6-4	1997	3-2	1-5	4-7	2016	1-2	1-2	2-4
1979	2-4	1-5	3-9	1998	3-3	2-3	5-6	2017	2-1	2-1	4-2
Totals	167-167	135-190	302-357								

WON-LOST RECORDS AT STADIUMS

Wrigley Field	4-6	.400	Memorial Stadium	80-126	.388
Dodger Stadium	20-15	.571	Camden Yards	55-64	.462
Anaheim Stadium	94-107	.468			
Angel Stadium	49-39	.557			

Most Runs, Game
 By Angels — 18 (18-6, Sept. 12, 2007 at Camden Yards)
 By Baltimore — 17 (17-3, Aug. 26, 1985 at Anaheim Stadium)

Widest Margin Victory
 By Angels — 13 Runs (13-0, Aug. 25, 1996 at Camden Yards)
 By Baltimore — 14 Runs (17-3, Aug. 26, 1985 at Anaheim Stadium)

Longest Winning Streak
 By Angels — 7 (Aug. 30, 2002 - May 20, 2003)
 By Baltimore — 12 (July 19, 1979★ - Aug. 28, 1980)
 ★Second game of two-night doubleheader

Attendance High
 At Angel Stadium: 44,027, Aug. 5, 2008
 At Anaheim Stadium: 63,073, Apr. 23, 1983
 At Camden Yards: 48,544, July 24, 1999



BOSTON RED SOX



BOSTON RED SOX

Fenway Park
4 Yawkey Way
Boston, MA 02215
(617) 226-6000
Seating Capacity: 37,731
2017 Record:
93-69 – 1st in A.L. East

Field Manager..... Alex Cora
Named: Oct. 22, 2017, replacing, John Farrell
Clubhouse Manager..... Tom McLaughlin
Equipment Manager.... Edward "Pookie" Jackson
Visiting Clubhouse Manager..... Joe Cochran



CLUB DIRECTORY

Chairman..... Tom Werner
President..... Sam Kennedy
President of Baseball Operations..... David Dombroski
Senior Director of Media Relations..... Kevin Gregg
Senior Director, Team Travel..... Jack McCormick

ALL-TIME SERIES RESULTS

				(Angels Listed First)							
Year	Home	Road	Totals	Year	Home	Road	Totals	Year	Home	Road	Totals
1961	5-4	2-7-1	7-11-1	1980	0-6	3-3	3-9	1999	1-3	0-6	1-9
1962	4-5	8-1	12-6	1981	3-0	1-2	4-2	2000	4-2	1-2	5-4
1963	5-4	3-5	8-9	1982	2-4	3-3	5-7	2001	1-3	3-0	4-3
1964	7-2	2-7	9-9	1983	2-4	4-2	6-6	2002	1-2	2-2	3-4
1965	8-1	5-4	13-5	1984	1-5	2-4	3-9	2003	1-2	2-4	3-6
1966	5-4	4-5	9-9	1985	5-1	2-4	7-5	2004	4-2	0-3	4-5
1967	7-2	1-8	8-10	1986	4-2	3-3	7-5	2005	2-2	2-4	4-6
1968	5-4	4-5	9-9	1987	5-1	3-3	8-4	2006	1-2	2-1	3-3
1969	2-4	2-4	4-8	1988	2-4	2-4	4-8	2007	2-1	2-5	4-6
1970	4-2	3-3	7-5	1989	5-1	3-3	8-4	2008	3-0	5-1	8-1
1971	3-3	3-3	6-6	1990	2-4	3-3	5-7	2009	4-2	1-2	5-4
1972	3-3	1-5	4-8	1991	6-0	2-4	8-4	2010	0-3	1-6	1-9
1973	3-3	2-4	5-7	1992	1-5	3-3	4-8	2011	2-2	0-4	2-6
1974	3-3	5-1	8-4	1993	5-1	0-6	5-7	2012	3-0	3-0	6-0
1975	3-3	3-3	6-6	1994	3-3	2-4	5-7	2013	2-1	1-2	3-3
1976	3-3	2-4	5-7	1995	1-6	2-5	3-11	2014	1-2	4-0	5-2
1977	1-4	2-3	3-7	1996	2-4	2-4	4-8	2015	4-0	1-2	5-2
1978	2-4	0-5	2-9	1997	3-2	3-3	6-5	2016	2-2	1-2	3-4
1979	4-2	3-3	7-5	1998	3-3	3-2	6-5	2017	2-1	2-1	4-2
				Totals	170-150	136-190-1	306-340-1				

WON-LOST RECORDS AT STADIUMS

Wrigley Field	5-4	.556	Fenway Park	136-190-1	.417
Dodger Stadium	24-12	.667			
Anaheim Stadium	100-97	.508			
Angel Stadium	41-37	.526			

Most Runs, Game	By Angels — 21 (21-2, July 2, 2016 at Fenway Park) By Boston — 17, twice (17-8, May 3, 2010 at Fenway Park & 17-6, May 15, 1996 at Fenway Park)
Widest Margin Victory	By Angels — 19 Runs (21-2, July 2, 2016 at Fenway Park) By Boston — 12 Runs (16-4, July 21, 1984 at Anaheim Stadium)
Longest Winning Streak	By Angels — 9 (Apr. 23, 2008-Apr. 10, 2009) By Boston — 10 (July 19, 1993-July 4, 1994)
Attendance High	At Angel Stadium: 44,260, July 18, 2008 At Anaheim Stadium: 64,223, Oct. 11 & 12, 1986 (ALCS games 4 & 5) At Fenway Park: 40,025, Apr. 23, 2011



CHICAGO WHITE SOX



CHICAGO WHITE SOX

Guaranteed Rate Field
333 W. 35th Street
Chicago, IL 60616
(312) 674-1000

Seating Capacity: 40,615
2017 Record:
67-95 – 4th in A.L. Central

Field ManagerRick Renteria
Named:Oct. 3, 2016 replacing Robin Ventura
Clubhouse ManagerRob Warren
Visiting Clubhouse Manager Jason Gilliam
Umpires Clubhouse Manager... Joe McNamara, Jr.



CLUB DIRECTORY

Chairman, Board of Directors Jerry M. Reinsdorf
Senior Executive Vice President Howard Pizer
Executive Vice PresidentKen Williams
Senior Vice President/General Manager Rick Hahn
Senior Vice President of Communications Scott Reifert
Senior Director of Media Relations Bob Beghtol
Director of Team TravelEd Cassin

ALL-TIME SERIES RESULTS

<div style="text-align: center;">(Angels Listed First)</div>											
Year	Home	Road	Totals	Year	Home	Road	Totals	Year	Home	Road	Totals
1961	6-3	2-7	8-10	1980	0-6	3-4	3-10	1999	4-2	1-3	5-5
1962	3-6	5-4	8-10	1981	3-4	3-3	6-7	2000	2-2	2-4	4-6
1963	4-5	4-5	8-10	1982	3-3	5-2	8-5	2001	5-1	1-2	6-3
1964	4-5	4-5	8-10	1983	2-5	1-5	3-10	2002	3-0	3-3	6-3
1965	6-3	0-9	6-12	1984	5-1	3-4	8-5	2003	3-1	0-3	3-4
1966	3-6	5-4	8-10	1985	3-4	5-1	8-5	2004	2-1	3-3	5-4
1967	5-4	2-7	7-11	1986	3-3	4-3	7-6	2005	2-2	4-2	6-4
1968	2-7	6-3	8-10	1987	5-2	3-3	8-5	2006	1-5	2-1	3-6
1969	5-4	4-5	9-9	1988	4-2	5-2	9-4	2007	1-2	3-3	4-5
1970	7-2	5-4	12-6	1989	4-3	4-2	8-5	2008	2-2	3-3	5-5
1971	3-6	5-4	8-10	1990	1-5	4-3	5-8	2009	3-3	1-2	4-5
1972	5-4	2-7	7-11	1991	4-3	4-2	8-5	2010	0-3	2-4	2-7
1973	6-3	2-7	8-10	1992	1-5	2-5	3-10	2011	3-2	3-0	6-2
1974	5-4	5-4-1	10-8-1	1993	3-4	4-2	7-6	2012	4-1	1-2	5-3
1975	4-5	5-4	9-9	1994	2-4	3-1	5-5	2013	2-2	2-1	4-3
1976	5-4	6-3	11-7	1995	5-1	5-1	10-2	2014	3-0	2-1	5-1
1977	5-3	3-4	8-7	1996	5-1	1-5	6-6	2015	3-1	0-3	3-4
1978	5-2	3-5	8-7	1997	5-1	1-4	6-5	2016	3-0	2-2	5-2
1979	6-1	3-3	9-4	1998	3-3	2-3	5-6	2017	3-0	1-3	4-3
Totals								199-167	169-194-1	368-361-1	

WON-LOST RECORDS AT STADIUMS

Wrigley Field	6-3	.667	Old Comiskey Park	110-125-1	.468
Dodger Stadium	17-19	.472	★County Stadium	1-1	.500
Anaheim Stadium	124-112	.252	Guaranteed Rate Field	58-68	.460
Angel Stadium	52-33	.612			

★Angels defeated White Sox, 4-2, May 15, 1968 and lost, 7-1, Apr. 23, 1969

Most Runs, Game	By Angels — 19 (19-0, May 10, 2002 at Angel Stadium) By Chicago — 17, twice (17-2, May 31, 1978 at Comiskey Park & 17-3, May 25, 2009 at Angel Stadium)
Widest Margin Victory	By Angels — 19 Runs (19-0, May 10, 2002 at Angel Stadium) By Chicago — 15 Runs (17-2, May 31, 1978 at Comiskey Park)
Longest Winning Streak	By Angels — 8 (May 19-Aug. 15, 1995) By Chicago — 10, twice (Sept. 26, 1980-May 30, 1981 & June 15, 1983-June 4, 1984)
Attendance High	At Angel Stadium: 44,135, Apr. 30, 2006 At Anaheim Stadium: 49,567, June 20, 1982 At New Comiskey Park: 42,535, Aug. 7, 1993 At Old Comiskey Park: 50,892, June 13, 1982 At Guaranteed Rate Field: 38,685, May 30, 2005



CLEVELAND INDIANS



CLEVELAND INDIANS

Progressive Field
2401 Ontario Street
Cleveland, OH 44115
(216) 420-4200
Seating Capacity: 35,041
2017 Record:
102-60 – 1st in A.L. Central

Field Manager Terry Francona
Named: . . Oct. 8, 2012, replacing Sandy Alomar Jr.
Clubhouse Manager Tony Amato
Visiting Clubhouse Manager Willie Jenks



CLUB DIRECTORY

Owner Lawrence J. Dolan
Chairman & CEO Paul J. Dolan
President, Baseball Operations Chris Antonetti
General Manager Mike Chernoff
Director of Baseball Information Bart Swain
Assistant Director of Baseball Information Court Berry-Tripp
Director of Team Travel Mike Seghi

ALL-TIME SERIES RESULTS

				(Angels Listed First)								
Year	Home	Road	Totals	Year	Home	Road	Totals	Year	Home	Road	Totals	
1961	5-4	3-6	8-10	1980	3-3	1-3	4-6	1999	1-5	0-4	1-9	
1962	4-5	5-4	9-9	1981	5-1	2-4	7-5	2000	2-1	1-5	3-6	
1963	4-5	4-5	8-10	1982	5-1	3-3	8-4	2001	1-2	4-2	5-4	
1964	5-4	4-5	9-9	1983	3-3	5-1	8-4	2002	3-3	3-0	6-3	
1965	6-3	3-6	9-9	1984	3-3	5-1	8-4	2003	3-0	3-3	6-3	
1966	6-3	4-5	10-8	1985	5-1	3-3	8-4	2004	1-5	3-0	4-5	
1967	7-2	7-2	14-4	1986	3-4	3-2	6-6	2005	3-2	2-1	5-3	
1968	2-7	5-4	7-11	1987	4-2	3-3	7-5	2006	2-1	3-3	5-4	
1969	5-1	3-3	8-4	1988	3-3	5-1	8-4	2007	4-3	1-2	5-5	
1970	4-2	2-4	6-6	1989	4-2	1-5	5-7	2008	4-2	1-2	5-4	
1971	4-2	4-2	8-4	1990	3-3	4-2	7-5	2009	2-1	2-1	4-2	
1972	4-2	4-2	8-4	1991	2-4	5-1	7-5	2010	3-3	1-2	4-5	
1973	2-4	3-3	5-7	1992	3-3	3-3	6-6	2011	4-2	2-1	6-3	
1974	0-6	3-3	3-9	1993	4-2	1-5	5-7	2012	2-1	2-4	4-5	
1975	0-6	3-3	3-9	1994	0-3	0-2	0-5	2013	0-3	2-1	2-4	
1976	5-1	2-4	7-5	1995	2-1	1-1	3-2	2014	3-0	2-2	5-2	
1977	3-2	3-2	6-4	1996	3-3	1-6	4-9	2015	2-1	0-3	2-4	
1978	4-1	2-3	6-4	1997	2-3	5-1	7-4	2016	1-2	0-4	1-6	
1979	2-4	4-2	6-6	1998	2-4	2-3	4-7	2017	0-3	0-3	0-6	
				Totals				172-153	153-161	325-314		

WON-LOST RECORDS AT STADIUMS

Wrigley Field	5-4	.556	Cleveland Stadium	112-105	.516
Dodger Stadium	19-17	.528	Progressive Field	40-54	.426
Anaheim Stadium	105-88	.544	★Miller Park	1-2	.333
Angel Stadium	43-44	.494			

★Series on Apr. 10-12, 2007 moved to Milwaukee due to snow in Cleveland

Most Runs, Game	By Angels — 21 (21-2, Apr. 30, 2002 at Jacobs Field) By Cleveland — 15 (15-3, Apr. 11, 1997 at Jacobs Field)
Widest Margin Victory	By Angels — 19 Runs (21-2, Apr. 30, 2002 at Jacobs Field) By Cleveland — 13 Runs (14-1, Aug. 29, 1970 at Cleveland Stadium)
Longest Winning Streak	By Angels — 7, 3 times (June 9-21, 1964, Aug. 16, 1969-June 6, 1970 & Aug. 18, 2002-Aug. 8, 2003) By Cleveland — 11 (June 12, 2016 - active)
Attendance High	At Angel Stadium: 44,020, July 18, 2006 At Anaheim Stadium: 52,329, July 4, 1993 At Progressive Field: 43,399, Sept. 1, 1999





DETROIT TIGERS



DETROIT TIGERS

Comerica Park
2100 Woodward Avenue
Detroit, MI 48201
(313) 962-4000
Seating Capacity: 41,083
2017 Record:
64-98 – 5th in A.L. Central

Field Manager Ron Gardenhire
Named: Oct. 20, 2017, replacing Brad Ausmus
Clubhouse Manager Jim Schmakel
Asst. Manager, Visiting Clubhouse John Nelson



CLUB DIRECTORY

Owner/Director Christopher Ilitch
Executive Vice President of Business Operations Duane McLean
Executive Vice President, Baseball Ops & General Manager Al Avila
Vice President, Communications Ron Colangelo
Director, Media Relations Chad Crunk
Director, Team Travel Brian Britten

ALL-TIME SERIES RESULTS

Angels Listed First											
Year	Home	Road	Totals	Year	Home	Road	Totals	Year	Home	Road	Totals
1961	3-6	1-8	4-14	1980	1-5	4-2	5-7	1999	2-2	3-3	5-5
1962	4-5	3-6	7-11	1981	2-1	1-2	3-3	2000	3-3	2-2	5-5
1963	3-6	3-6	6-12	1982	2-4	3-3	5-7	2001	2-1	3-3	5-4
1964	5-4	3-6	8-10	1983	2-4	2-4	4-8	2002	5-1	3-0	8-1
1965	5-4	3-6	8-10	1984	1-5	3-3	4-8	2003	3-0	3-1	6-1
1966	3-6	6-3	9-9	1985	4-2	4-2	8-4	2004	5-1	2-1	7-2
1967	5-4	3-6	8-10	1986	4-2	3-3	7-5	2005	4-3	2-1	6-4
1968	3-6	2-7	5-13	1987	2-4	1-5	3-9	2006	2-1	3-2	5-3
1969	4-2	1-5	5-7	1988	3-3	2-4	5-7	2007	4-1	1-2	5-3
1970	2-4	4-2	6-6	1989	6-0	5-1	11-1	2008	2-1	4-2	6-3
1971	4-2	2-4	6-6	1990	3-3	2-4	5-7	2009	3-3	1-2	4-5
1972	3-3	2-4	5-7	1991	3-3	2-4	5-7	2010	2-2	2-4	4-6
1973	4-2	3-3	7-5	1992	4-2	3-3	7-5	2011	2-1	2-2	4-3
1974	4-2	1-5	5-7	1993	2-4	2-4	4-8	2012	3-0	2-5	5-5
1975	3-3	3-2	6-5	1994	1-3	2-1	3-4	2013	3-0	3-0	6-0
1976	4-2	2-4	6-6	1995	2-2	4-0	6-2	2014	3-1	1-2	4-3
1977	1-4	3-2	4-6	1996	5-1	1-5	6-6	2015	4-0	2-1	6-1
1978	1-4	3-3	4-7	1997	4-1	1-5	5-6	2016	2-1	2-1	4-2
1979	2-4	2-4	4-8	1998	4-1	4-2	8-3	2017	2-2	2-1	4-3
Totals								174-147	142-178	316-325	

WON-LOST RECORDS AT STADIUMS

Wrigley Field	3-6	.333	Tiger Stadium	102-146	.411
Dodger Stadium	17-19	.472	Comerica Park	40-32	.556
Anaheim Stadium	94-97	.492			
Angel Stadium	60-25	.706			
Most Runs, Game	By Angels — 15 (15-1, May 9, 1981 at Anaheim Stadium) By Detroit — 15, three times (15-3, June 28, 1966 at Anaheim Stadium, 15-6, July 31, 1980 at Tiger Stadium, & 15-2, May 12, 1987 at Tiger Stadium)				
Widest Margin Victory	By Angels — 14 Runs (15-1, May 9, 1981 at Anaheim Stadium) By Detroit — 13 Runs (15-2, May 12, 1987 at Tiger Stadium)				
Longest Winning Streak	By Angels — 14 (May 8, 2002-Aug. 23, 2003) By Detroit — 11 (June 17, 1979-May 30, 1980)				
Attendance High	At Angel Stadium: 44,311, May 12, 2017 At Anaheim Stadium: 59,502, June 8, 1991 At Tiger Stadium: 52,682, June 14, 1970 At Comerica Park: 42,068, Apr. 26, 2008				



HOUSTON ASTROS



HOUSTON ASTROS

Minute Maid Park
501 Crawford Street
Houston, TX 77002
(713) 259-8000
Seating Capacity: 41,168
2017 Record:
101-61 – 1st in A.L. West
World Series Champions

Field Manager A.J. Hinch
Named: Sept. 29, 2014, replacing Tom Lawless
Clubhouse/Equip. Manager Carl Schneider
Visiting Clubhouse Manager Steve Perry



CLUB DIRECTORY

Owner & Chairman Jim Crane
General Manager Jeff Luhnow
President, Business Operations Reid Ryan
Vice President, Communications Gene Dias
Senior Manager, Team Operations Derek Viggio

ALL-TIME SERIES RESULTS

Year	(Angels Listed First)		
	Home	Road	Totals
2004	0-0	1-2	1-2
2007	2-1	0-0	2-1
2013	3-7	6-3	9-10
2014	8-2	4-5	12-7
2015	6-4	3-6	9-10
2016	3-6	3-7	6-13
2017	3-6	4-6	7-12
Totals	25-26	21-29	46-55

WON-LOST RECORDS AT STADIUMS

Angel Stadium	25-26	.490	Minute Maid Park	21-29	.420
Most Runs, Game	By Angels — 12 (12-6, June 11, 2017 at Minute Maid Park) By Houston — 13, twice (13-3, June 23, 2015 at Angel Stadium, 13-3, July 24, 2016 at Minute Maid Park)				
Widest Margin Victory	By Angels — 10 Runs (11-1, Apr. 4, 2014 at Minute Maid Park) By Houston — 10 Runs, twice (13-3, June 23, 2015 at Angel Stadium, 13-3, July 24, 2016 at Minute Maid Park)				
Longest Winning Streak	By Angels — 4 (Sept. 14, 2013-Apr. 5, 2014 & July 3-6, 2014) By Houston — 11 (May 28-July 24, 2016)				
Attendance High	At Angel Stadium: 43,557, July 4, 2014 At Minute Maid Park: 42,449, June 19, 2004				

THE HALO WAY

Make sure to visit the Angels Team Photo Blog at:

www.thehaloway.com

Game photos and behind the scenes shots will be posted throughout the season by the Halos' team photography staff.



KANSAS CITY ROYALS



KANSAS CITY ROYALS

Kauffman Stadium
One Royal Way
Kansas City, MO 64129
(816) 921-8000
Seating Capacity: 37,903
2017 Record:
80-82 – 3rd in A.L. Central

Field Manager Ned Yost
Named: ... May 13, 2010, replacing Trey Hillman
Home Clubhouse Manager Patrick Gorman
Visiting Clubhouse Manager Chuck Hawke



CLUB DIRECTORY

Chairman/Owner..... David Glass
President Dan Glass
Senior Vice President, Business Operations Kevin Ullich
Senior Vice President, Baseball Operations/GM Dayton Moore
Vice President - Communications and Broadcasting Mike Swanson
Assistant Director, Communications Mike Cummings
Senior Director, Team Travel/Clubhouse Operations Jeff Davenport

ALL-TIME SERIES RESULTS

(Angels Listed First)											
Year	Home	Road	Totals	Year	Home	Road	Totals	Year	Home	Road	Totals
1969	5-4	4-5	9-9	1986	5-2	3-3	8-5	2003	4-3	2-0	6-3
1970	5-4	5-4	10-8	1987	1-5	4-3	5-8	2004	3-0	4-0	7-0
1971	2-7	6-3	8-10	1988	1-6	4-2	5-8	2005	4-2	3-0	7-2
1972	5-4	4-2	9-6	1989	3-3	1-6	4-9	2006	3-1	4-2	7-3
1973	5-4	5-4	10-8	1990	3-4	4-2	7-6	2007	0-3	2-2	2-5
1974	3-6	5-4	8-10	1991	5-1	4-3	9-4	2008	1-1	2-1	3-2
1975	1-8	3-6	4-14	1992	5-2	3-3	8-5	2009	3-0	6-1	9-1
1976	4-5	4-5	8-10	1993	3-3	3-4	6-7	2010	4-2	3-1	7-3
1977	1-6	5-3	6-9	1994	5-2	1-2	6-4	2011	1-2	2-5	3-7
1978	6-2	3-4	9-6	1995	1-5	4-2	5-7	2012	3-3	2-1	5-4
1979	2-4	5-2	7-6	1996	1-6	3-2	4-8	2013	1-2	4-0	5-2
1980	3-4	2-4	5-8	1997	3-3	3-2	6-5	2014	2-1	1-2	3-3
1981	0-3	0-3	0-6	1998	2-3	4-2	6-5	2015	0-3	1-3	1-6
1982	6-1	1-5	7-6	1999	3-3	4-2	7-5	2016	3-0	2-1	5-1
1983	2-4	4-3	6-7	2000	4-2	2-4	6-6	2017	1-3	0-3	1-6
1984	3-4	3-3	6-7	2001	5-1	0-3	5-4	Totals	141-151	149-135	290-286
1985	2-4	2-5	4-9	2002	3-0	3-3	6-3				

WON-LOST RECORDS AT STADIUMS

Anaheim Stadium	91-116	.450	Municipal Stadium	19-14	.576
Angel Stadium	50-35	.588	Kauffman Stadium	130-121	.518

Most Runs, Game
By Angels — 21 (21-6, Aug. 25, 2004 at Angel Stadium)
By Kansas City — 18 (18-3, Aug. 10, 1996 at Anaheim Stadium)

Widest Margin Victory
By Angels — 15 Runs, twice (18-3, Sept. 18, 1986 at Anaheim Stadium & 21-6, Aug. 25, 2004 at Angel Stadium)
By Kansas City — 15 Runs (18-3, Aug. 10, 1996 at Anaheim Stadium)

Longest Winning Streak
By Angels — 9, twice (Oct. 4, 1991-Aug. 4, 1992; 1st game & May 8-Sept. 6, 2009)
By Kansas City — 12 (May 1-Sept. 12, 1975; 2nd Game)

Attendance High
At Angel Stadium: 44,489, Apr. 10, 2015
At Anaheim Stadium: 63,132, July 4, 1983
At Kauffman Stadium: 41,451, June 30, 1979



MINNESOTA TWINS



MINNESOTA TWINS

Target Field
1 Twins Way
Minneapolis, MN 55403
(612) 659-3400
Seating Capacity: 38,885
2017 Record:
85-77—2nd in A.L. Central

Field Manager Paul Molitor
Named: . . . Nov. 4, 2014, replacing Ron Gardenhire
Equipment Manager Rod McCormick
Visiting Clubhouse Manager Marcus McKenzie



CLUB DIRECTORY

Executive Chair Jim Pohlad
President & CEO Dave St. Peter
Senior Vice President, General Manager Thad Levine
Senior Director, Communications Dustin Morse
Director, Team Travel Mike Herman

ALL-TIME SERIES RESULTS

				(Angels Listed First)							
Year	Home	Road	Totals	Year	Home	Road	Totals	Year	Home	Road	Totals
1961	5-4	3-5	8-9	1980	5-2	2-4	7-6	1999	3-3	3-1	6-4
1962	3-6	6-3	9-9	1981	1-1	2-2	3-3	2000	2-2	5-1	7-3
1963	4-5	5-4	9-9	1982	4-3	3-3	7-6	2001	2-4	1-2	3-6
1964	5-4	7-2	12-6	1983	1-5	5-2	6-7	2002	1-2	3-3	4-5
1965	5-4	4-5	9-9	1984	2-5	2-4	4-9	2003	4-2	1-2	5-4
1966	6-3	5-4	11-7	1985	4-2	5-2	9-4	2004	2-1	3-3	5-4
1967	3-6	4-5	7-11	1986	4-3	3-3	7-6	2005	2-1	4-3	6-4
1968	3-6	4-5	7-11	1987	4-2	4-3	8-5	2006	2-1	2-1	4-2
1969	4-5	3-6	7-11	1988	2-5	2-4	4-9	2007	5-1	1-2	6-3
1970	3-6	5-4	8-10	1989	5-1	6-1	11-2	2008	2-2	3-1	5-3
1971	4-5	8-1	12-6	1990	6-1	3-3	9-4	2009	3-1	3-3	6-4
1972	5-4	2-4	7-8	1991	3-3	5-2	8-5	2010	1-3	1-2	2-5
1973	5-4	5-4	10-8	1992	1-6	1-5	2-11	2011	4-2	2-1	6-3
1974	6-3	2-7	8-10	1993	3-3	1-6	4-9	2012	3-0	3-3	6-3
1975	4-5	4-5	8-10	1994	1-2	2-1	3-3	2013	1-2	0-3	1-5
1976	3-6	5-4	8-10	1995	4-2	4-3	8-5	2014	3-0	4-0	7-0
1977	5-2	2-6	7-8	1996	3-3	1-5	4-8	2015	2-1	3-1	5-2
1978	6-2	6-1	12-3	1997	2-3	2-4	4-7	2016	2-1	0-3	2-4
1979	4-2	5-2	9-4	1998	2-3	4-2	6-5	2017	1-3	1-2	2-5
				Totals				185-169 185-173 370-342			

WON-LOST RECORDS AT STADIUMS

Wrigley Field	5-4	.556	Metropolitan Stadium	93-86	.520
Dodger Stadium	17-19	.472	The Metrodome	78-72	.520
Anaheim Stadium	116-111	.511	Target Field	14-15	.483
Angel Stadium	47-35	.573			

Most Runs, Game By Angels — 17 (17-0, Apr. 23, 1980 at Metropolitan Stadium)
By Minnesota — 15 (15-5, May 15, 1976; 2nd game, at Anaheim Stadium)

Widest Margin Victory By Angels — 17 Runs (17-0, Apr. 23, 1980 at Metropolitan Stadium)
By Minnesota — 12 Runs (13-1, Apr. 20, 1990 at The Metrodome)

Longest Winning Streak By Angels — 9 (June 24-July 22, 2015)
By Minnesota — 9 (Aug. 10, 1966-May 21, 1967)

Attendance High At Angel Stadium: 44,064, Aug. 11, 2007
At Anaheim Stadium: 61,640, Apr. 17, 1982
At The Metrodome: 52,625, Oct. 1, 1988
At Target Field: 40,966, Aug. 21, 2010





NEW YORK YANKEES



NEW YORK YANKEES

Yankee Stadium
 One East 161st Street
 Bronx, NY 10451
 (718) 293-6000
 Seating Capacity: 47,309
 2017 Record:
 91-71— 2nd in A.L. East

Field Manager Aaron Boone
 Named: Dec. 1, 2017, replacing Joe Girardi
 Equipment Manager Rob Cucuzza
 Assistant Equipment Manager Lou Cucuzza



CLUB DIRECTORY

Managing General Partner/Co-Chairperson Hal Steinbrenner
 General Partner/Co-Chairperson Henry G. Steinbrenner
 Senior Vice President/General Manager Brian Cashman
 Vice President of Communications & Media Relations Jason Zillo
 Director of Team Travel and Player Services Ben Tuliebitz

ALL-TIME SERIES RESULTS

(Angels Listed First)											
Year	Home	Road	Totals	Year	Home	Road	Totals	Year	Home	Road	Totals
1961	6-3	0-9	6-12	1980	2-4	0-6	2-10	1999	2-2	4-2	6-4
1962	4-5	4-5	8-10	1981	2-2	0-0	2-2	2000	3-3	2-2	5-5
1963	3-6	2-7	5-13	1982	4-2	3-3	7-5	2001	2-1	2-2	4-3
1964	4-5	3-6	7-11	1983	4-2	1-5	5-7	2002	2-2	1-2	3-4
1965	4-5	2-7	6-12	1984	4-2	4-2	8-4	2003	1-5	2-1	3-6
1966	5-4	6-3	11-7	1985	2-4	1-5	3-9	2004	1-2	4-2	5-4
1967	6-3	3-6	9-9	1986	4-2	3-3	7-5	2005	3-1	3-3	6-4
1968	3-6	3-6	6-12	1987	1-5	2-4	3-9	2006	4-2	2-2	6-4
1969	3-3	0-6	3-9	1988	3-3	3-3	6-6	2007	2-1	4-2	6-3
1970	2-4	3-3	5-7	1989	5-1	1-5	6-6	2008	5-1	2-2	7-3
1971	4-2	2-4	6-6	1990	3-3	3-3	6-6	2009	4-2	1-3	5-5
1972	2-4	2-4	4-8	1991	2-4	4-2	6-6	2010	2-1	2-3	4-4
1973	4-2	2-4	6-6	1992	5-1	2-4	7-5	2011	3-3	1-2	4-5
1974	2-4	1-5	3-9	1993	4-2	2-4	6-6	2012	2-1	2-4	4-5
1975	4-2	3-3	7-5	1994	1-5	3-3	4-8	2013	2-1	1-3	3-4
1976	1-5	4-2	5-7	1995	5-1	2-4	7-5	2014	1-2	1-2	2-4
1977	3-3	1-4	4-7	1996	4-3	3-3	7-6	2015	2-1	0-3	2-4
1978	3-2	2-3	5-5	1997	2-5	2-2	4-7	2016	1-2	0-4	1-6
1979	5-1	2-4	7-5	1998	3-2	3-3	6-5	2017	2-1	2-1	4-2
Totals								172-156	123-200	295-356	

WON-LOST RECORDS AT STADIUMS

Wrigley Field	6-3	.667	Yankee Stadium (1923-73)	32-70	.314
Dodger Stadium	15-21	.417	Shea Stadium	4-9	.308
Anaheim Stadium	104-96	.520	Yankee Stadium (1976-2008)	77-96	.445
Angel Stadium	47-36	.566	Yankee Stadium (2009-present)	10-25	.286

Most Runs, Game	By Angels — 18 (18-9, Aug. 21, 2007 at Angel Stadium) By New York — 17 (17-6, Aug. 20, 1996 at Yankee Stadium)
Widest Margin Victory	By Angels — 13 Runs (15-2, May 25, 1995 at Anaheim Stadium) By New York — 12 Runs, twice (15-3, Aug. 14, 1977 at Yankee Stadium & 12-0, July 8, 2007 at Yankee Stadium)
Longest Winning Streak	By Angels — 5, four times (Aug. 4-31, 1966, May 18-29, 1984, May 23-June 3, 1995 & Apr. 27-July 23, 2005) By New York — 7, twice (Aug. 23, 1980-May 4, 1981 & July 1, 2015-Aug. 20, 2016)
Attendance High	At Angel Stadium: 44,326, Aug. 22, 2007 At Anaheim Stadium: 61,066, May 17, 1985 At Yankee Stadium: 60,108, June 3, 1973 At New Yankee Stadium: 49,970, May 2, 2009



OAKLAND ATHLETICS



OAKLAND ATHLETICS

Oakland Coliseum
7000 Coliseum Way
Oakland, CA 94621
(510) 638-4900
Seating Capacity: 48,592
2017 Record:
75-87 – 5th in A.L. West

Field Manager Bob Melvin
Named: June 9, 2011, replacing Bob Geren
Equipment Manager Steve Vucinich
Visiting Clubhouse Manager Mike Thalblum



CLUB DIRECTORY

Owner & Managing Partner John Fisher
President Dave Kaval
Executive Vice President, Baseball Operations Billy Beane
General Manager David Forst
Director of Baseball Communications Fernando Alcala
Baseball Information Manager Mike Selleck
Director of Team Travel Mickey Morabito

ALL-TIME SERIES RESULTS

				(Angels Listed First)							
Year	Home	Road	Totals	Year	Home	Road	Totals	Year	Home	Road	Totals
1961★	6-3	3-6	9-9	1980	2-4	1-6	3-10	1999	5-1	3-3	8-4
1962★	6-3	6-3	12-6	1981	0-4	2-4	2-8	2000	3-3	2-5	5-8
1963★	4-5	4-5	8-10	1982	5-1	4-3	9-4	2001	3-7	3-7	6-14
1964★	5-4	7-2	12-6	1983	3-4	2-4	5-8	2002	6-4	3-7	10-10
1965★	6-3	7-2	13-5	1984	2-4	5-2	7-6	2003	5-5	3-7	8-12
1966★	6-3	3-6	9-9	1985	4-3	2-4	6-7	2004	5-5	5-4	10-9
1967★	9-0	5-4	14-4	1986	5-1	5-2	10-3	2005	5-4	5-5	10-9
1968	3-6	2-7	5-13	1987	2-5	4-2	6-7	2006	4-5	7-3	11-8
1969	4-5	2-7	6-12	1988	3-3	1-6	4-9	2007	5-5	4-5	9-10
1970	4-5	4-5	8-10	1989	3-4	2-4	5-8	2008	5-5	5-4	10-9
1971	2-7	5-4	7-11	1990	1-5	3-4	4-9	2009	4-6	8-1	12-7
1972	4-5	4-5	8-10	1991	1-6	0-6	1-12	2010	7-2	4-6	11-8
1973	2-7	4-5	6-12	1992	3-3	2-5	5-8	2011	5-5	3-6	8-11
1974	4-5	2-7	6-12	1993	4-3	2-4	6-7	2012	3-7	6-3	9-10
1975	4-5	3-6	7-11	1994	3-3	0-3	3-6	2013	4-5	4-6	8-11
1976	3-6	3-6	6-12	1995	5-2	1-5	6-7	2014	7-3	3-6	10-9
1977	4-4	1-6	5-10	1996	2-4	4-3	6-7	2015	6-4	5-4	11-8
1978	4-3	5-3	9-6	1997	5-1	6-0	11-1	2016	6-4	6-3	12-7
1979	5-2	5-1	10-3	1998	3-3	2-4	5-7	2017	7-2	5-5	12-7

★ Kansas City Athletics

Kansas City A's	42-21	35-28	77-49
Oakland A's	194-205	172-223	366-428
Totals	236-226	207-251	443-477

WON-LOST RECORDS AT STADIUMS

Wrigley Field	6-3	.667	Municipal Stadium (K.C.)	35-28	.556
Dodger Stadium	21-15	.583	Oakland Coliseum	172-223	.435
Anaheim Stadium	111-123	.474			
Angel Stadium	98-85	.535			

Most Runs, Game	By Angels — 18 (18-2, July 25, 1964 at Municipal Stadium) By Oakland — 18 (18-2, June 27, 1996 at Anaheim Stadium)
Widest Margin Victory	By Angels — 16 Runs (18-2, July 25, 1964 at Municipal Stadium) By Oakland — 16 Runs (18-2, June 27, 1996 at Anaheim Stadium)
Longest Winning Streak	By Angels — 12 (Sept. 18, 1996-Sept. 17, 1997) By Oakland — 10, twice (May 26-Sept. 3, 1974 & Apr. 26, 1991-Apr. 20, 1992)
Attendance High	At Angel Stadium: 44,252, July 25, 2007 At Anaheim Stadium: 61,696, Aug. 11, 1989 At Municipal Stadium: 25,869, June 16, 1961



SEATTLE MARINERS



SEATTLE MARINERS

Safeco Field

1250 First Avenue South
Seattle, WA 98134
(206) 346-4000

Seating Capacity: 47,715

2017 Record:

78-84 – T3rd in A.L. West

Field Manager Scott Servais

Named: . Oct. 26, 2015, replacing Lloyd McClendon

Home Clubhouse Manager Ryan Stiles

Visitors Clubhouse Manager Jeff Bopp



CLUB DIRECTORY

Chairman & Managing Partner John Stanton

President & CEO Kevin Mather

Executive Vice President Baseball Ops & General Manager Jerry Dipoto

Vice President & Assistant General Manager Jeff Kingston

Senior Vice President, Marketing & Communications Kevin Martinez

Vice President, Communications Tim Hevly

Director of Team Travel Ron Spelley

ALL-TIME SERIES RESULTS

Angels Listed First											
Year	Home	Road	Totals	Year	Home	Road	Totals	Year	Home	Road	Totals
1977	3-4	6-2	9-6	1991	1-5	5-2	6-7	2005	3-6	6-3	9-9
1978	5-3	4-3	9-6	1992	3-4	4-2	7-6	2006	5-5	5-4	10-9
1979	3-3	4-3	7-6	1993	3-3	3-4	6-7	2007	7-3	6-3	13-6
1980	6-1	5-1	11-2	1994	1-5	1-2	2-7	2008	7-2	7-3	14-5
1981	2-1	4-3	6-4	1995	4-2	3-4	7-6	2009	5-4	5-5	10-9
1982	6-1	4-2	10-3	1996	4-3	1-5	5-8	2010	8-2	7-2	15-4
1983	4-2	2-5	6-7	1997	4-2	2-4	6-6	2011	8-2	4-5	12-7
1984	5-2	4-2	9-4	1998	5-1	4-2	9-3	2012	4-5	7-3	11-8
1985	3-1	6-3	9-4	1999	3-3	3-3	6-6	2013	7-2	4-6	11-8
1986	6-1	2-4	8-5	2000	3-4	2-4	5-8	2014	4-6	3-6	7-12
1987	4-2	3-4	7-6	2001	1-8	3-7	4-15	2015	7-2	5-5	12-7
1988	2-5	4-2	6-7	2002	5-5	4-5	9-10	2016	3-7	5-4	8-11
1989	3-3	4-3	7-6	2003	4-5	4-6	8-11	2017	6-3	6-4	12-7
1990	4-3	1-5	5-8	2004	6-4	7-3	13-7	Totals	177-135	169-148	346-283

WON-LOST RECORDS AT STADIUMS

Anaheim Stadium	76-56	.576	The Kingdome	78-68	.534
Angel Stadium	101-82	.552	Safeco Field	91-80	.532

Most Runs, Game
By Angels — 18 (18-3, May 21, 1997 at Anaheim Stadium)
By Seattle — 21 (21-9, Sept. 30, 2000 at Angel Stadium)

Widest Margin Victory
By Angels — 15 Runs (18-3, May 21, 1997 at Anaheim Stadium)
By Seattle — 14 Runs (14-0, Aug. 7, 1987 at The Kingdome)

Longest Winning Streak
By Angels — 8, twice (May 4, 1980-Apr. 9, 1981 & May 29-July 17, 2010)
By Seattle — 8 (Oct. 2, 2001-Apr. 23, 2002)

Attendance High
At Angel Stadium: 44,644, July 1, 2017
At Anaheim Stadium: 59,860, Apr. 21, 1985
At The Kingdome: 57,762, Apr. 6, 1977
At Safeco Field: 46,142, Apr. 6, 2004

MLB



TAMPA BAY RAYS



TAMPA BAY RAYS
 Tropicana Field
 One Tropicana Drive
 St. Petersburg, FL, 33705
 (727) 825-3242
 Seating Capacity: 31,042
 2017 Record
 80-82 – 3rd in A.L. East

Field Manager Kevin Cash
 Named: Dec. 5, 2014, Replacing Joe Maddon
 Home Clubhouse Manager Ryan Denlinger
 Visitors Clubhouse Manager Guy Gallagher



CLUB DIRECTORY

Principal Owner Stuart Sternberg
 President Brian Auld
 President Matt Silverman
 Senior Vice President, Baseball Ops & GM Erik Neander
 Senior Vice President, Baseball Operations Chaim Bloom
 Senior Director, Communications Dave Haller
 Director, Team Travel & Logistics Chris Westmoreland

ALL-TIME SERIES RESULTS

Year	Home	Road	(Angels Listed First)				
			Totals	Year	Home	Road	Totals
1998	2-4	4-1	6-5	2009	3-0	1-2	4-2
1999	4-2	3-3	7-5	2010	2-4	2-1	4-5
2000	4-2	2-4	6-6	2011	0-3	4-1	4-4
2001	2-1	5-1	7-2	2012	1-6	0-3	1-9
2002	5-1	3-0	8-1	2013	2-2	2-1	4-3
2003	2-1	4-2	6-3	2014	3-1	2-1	5-2
2004	4-0	2-1	6-1	2015	1-2	2-1	3-3
2005	4-2	0-3	4-5	2016	0-3	3-1	3-4
2006	3-0	4-2	7-2	2017	1-2	2-2	3-4
2007	5-0	1-2	6-2	Totals	50-37	47-37	97-74
2008	2-1	1-5	3-6				

WON-LOST RECORDS AT STADIUMS

Angel Stadium	50-37	.574	Tropicana Field	47-37	.560
Most Runs, Game	By Angels — 15 (15-6, July 26, 2006 at Tropicana Field) By Tampa Bay — 13 (13-4, June 9, 2008 at Angel Stadium)				
Widest Margin Victory	By Angels — 10 Runs (12-2, June 6, 2006 at Tropicana Field) By Tampa Bay — 10 Runs (11-1, June 11, 2009 at Tropicana Field)				
Longest Winning Streak	By Angels — 6 (June 6-July 24, 2006) By Tampa Bay — 6, twice (June 6, 2011-Apr. 26, 2012 & July 28-Aug. 19, 2012)				
Attendance High	At Angel Stadium: 44,125, July 15, 2006 At Tropicana Field: 33,395, Apr. 25, 1998				





TEXAS RANGERS



TEXAS RANGERS
 Globe Life Park in Arlington
 1000 Ballpark Way
 Arlington, TX 76011
 (817) 273-5222
 Seating Capacity: 48,114
 2017 Record:
 78-84 – T3rd in A.L. West

Field Manager Jeff Banister
 Named: Oct. 16, 2014, replacing Tim Bogar
 Home Clubhouse Manager Brandon Boyd
 Visiting Clubhouse Manager Kelly Terrell



CLUB DIRECTORY

Co-Chairman & Managing Partner Ray Davis
 Co-Chairman Bob Simpson
 President of Baseball Operations & General Manager Jon Daniels
 Executive Vice President, Communications John Blake
 Senior Director, Media Relations Rich Rice
 Director of Travel Josh Shelton

ALL-TIME SERIES RESULTS

(Angels Listed First)											
Year	Home	Road	Totals	Year	Home	Road	Totals	Year	Home	Road	Totals
1972	6-2	4-5	10-7	1988	4-2	4-3	8-5	2004	4-5	5-5	9-10
1973	7-2	4-5	11-7	1989	4-3	2-4	6-7	2005	8-1	7-3	15-4
1974	5-4	4-5	9-9	1990	4-2	4-3	8-5	2006	6-4	5-4	11-8
1975	5-4	4-5	9-9	1991	3-4	2-4	5-8	2007	6-3	4-6	10-9
1976	6-3	6-3	12-6	1992	4-2	5-2	9-4	2008	5-5	7-2	12-7
1977	4-4	1-6	5-10	1993	4-3	2-4	6-7	2009	5-5	3-6	8-11
1978	4-3	1-7	5-10	1994	2-1	4-3	6-4	2010	6-3	3-7	9-10
1979	4-3	1-5	5-8	1995	4-3	2-4	6-7	2011	3-7	4-5	7-12
1980	5-1	6-1	11-2	1996	2-4	2-5	4-9	2012	5-4	5-5	10-9
1981	1-2	1-2	2-4	1997	3-3	5-1	8-4	2013	3-6	1-9	4-15
1982	5-1	3-4	8-5	1998	2-4	3-3	5-7	2014	5-4	9-1	14-5
1983	3-4	3-3	6-7	1999	3-3	3-3	6-6	2015	5-4	7-3	12-7
1984	1-5	4-3	5-8	2000	3-3	4-2	7-5	2016	6-4	3-6	9-10
1985	5-2	4-2	9-4	2001	5-5	2-7	7-12	2017	4-6	4-5	8-11
1986	4-2	4-3	8-5	2002	7-2	5-5	12-7	Totals	198-156	172-188	370-344
1987	2-5	3-3	5-8	2003	6-4	3-6	9-10				

* Angels went 87-93 vs. Rangers franchise when they played as Washington Senators from 1961-71.

WON-LOST RECORDS AT STADIUMS

Anaheim Stadium	101-74	.577	Arlington Stadium	72-82	.468
Angel Stadium	97-82	.542	Globe Life Park	100-106	.486

Most Runs, Game
 By Angels — 20 (20-4, June 29, 1995 at The Ballpark in Arlington)
 By Texas — 18, three times (18-2, June 17, 1993 at Anaheim Stadium, 18-4, June 30, 1999 at Angel Stadium & 18-5, June 30, 2005 at Rangers Ballpark)

Widest Margin Victory
 By Angels — 16 Runs (20-4, June 29, 1995 at The Ballpark in Arlington)
 By Texas — 16 Runs (18-2, June 17, 1993 at Anaheim Stadium)

Longest Winning Streak
 By Angels — 9, twice (Oct. 5, 1985-Sept. 26, 1986 & June 20-Aug. 16, 2014)
 By Texas — 7, twice (Sept. 11, 1987-June 6, 1988 & Apr. 24-Aug. 7, 2013)

Attendance High
 At Angel Stadium: 44,227, June 2, 2012
 At Anaheim Stadium: 62,390, July 4, 1989
 At Globe Life Park: 50,370, Apr. 9, 2004

MLB



TORONTO BLUE JAYS



TORONTO BLUE JAYS

Rogers Centre
1 Blue Jays Way
Toronto, Ontario, Canada M5V 1J1
(416) 341-1000
Seating Capacity: 53,506
2017 Record:
76-86 – 4th in East

Field Manager John Gibbons
Named: Nov. 20, 2012, replacing John Farrell
Clubhouse Manager, Equipment .. Mustafa Hassan
Clubhouse Manager, Operations Scott Blinn
Visiting Clubhouse Senior Manager .. Kevin Malloy



CLUB DIRECTORY

Chairman Edward Rogers
President and CEO Mark Shapiro
Executive VP, Baseball Operations & General Manager Ross Atkins
Vice President, Baseball Media Jay Stenhouse
Manager, Baseball Information Mal Romanin
Director, Team Travel and Clubhouse Michael Shaw

ALL-TIME SERIES RESULTS

				(Angels Listed First)							
Year	Home	Road	Totals	Year	Home	Road	Totals	Year	Home	Road	Totals
1977	2-3	4-1	6-4	1991	3-3	3-3	6-6	2005	1-2	0-3	1-5
1978	4-1	3-2	7-3	1992	4-2	1-5	5-7	2006	3-3	1-3	4-6
1979	4-2	3-3	7-5	1993	3-3	1-5	4-8	2007	2-2	1-2	3-4
1980	1-5	2-4	3-9	1994	2-2	1-2	3-4	2008	4-2	2-1	6-3
1981	3-3	3-3	6-6	1995	3-1	5-1	8-2	2009	1-1	3-3	4-4
1982	5-1	3-3	8-4	1996	5-1	2-4	7-5	2010	3-3	3-0	6-3
1983	2-4	2-4	4-8	1997	4-2	2-3	6-5	2011	2-1	3-4	5-5
1984	3-3	4-2	7-5	1998	2-3	2-4	4-7	2012	2-2	2-2	4-4
1985	4-2	1-5	5-7	1999	3-3	0-6	3-9	2013	3-1	3-0	6-1
1986	2-4	4-2	6-6	2000	3-3	2-4	5-7	2014	2-1	3-1	5-2
1987	4-2	1-5	5-7	2001	4-2	1-2	5-4	2015	0-3	2-2	2-5
1988	2-4	4-2	6-6	2002	3-0	4-2	7-2	2016	2-2	2-1	4-3
1989	3-3	4-2	7-5	2003	2-4	0-3	2-7	2017	2-2	2-1	4-3
1990	5-1	2-4	7-5	2004	1-2	3-3	4-5	Totals	113-94	94-112	207-206

WON-LOST RECORDS AT STADIUMS

Anaheim Stadium	68-52	.567	Exhibition Stadium	37-36	.507
Angel Stadium	45-42	.517	Rogers Centre	57-76	.429
Most Runs, Game	By Angels — 24 (24-2, Aug. 25, 1979 at Exhibition Stadium) By Toronto — 15 (15-7, Aug. 22, 2015 at Angel Stadium)				
Widest Margin Victory	By Angels — 22 Runs (24-2, Aug. 25, 1979 at Exhibition Stadium) By Toronto — 12 Runs, twice (12-0, May 18, 1987 at Anaheim Stadium & 13-1, May 6, 2009 at Angel Stadium)				
Longest Winning Streak	By Angels — 7, twice (July 13, 1978-June 5, 1979 & July 20, 1988-May 6, 1989) By Toronto — 7 (Sept. 8, 1997-Aug. 13, 1998)				
Attendance High	At Angel Stadium: 44,021, July 4, 2008 At Anaheim Stadium: 61,292, July 4, 1995 At SkyDome/Rogers Centre: 50,529, Sept. 11, 1993 & May 29, 1994				



LOS ANGELES DODGERS



LOS ANGELES DODGERS

Dodger Stadium
 1000 Vin Scully Avenue
 Los Angeles, CA 90012
 (866) 363-4377
 Seating Capacity: 56,000
 2017 Record:
 104-58 – 1st in N.L. West
 National League Champions

Field Manager Dave Roberts
 Named: . . . Nov. 23, 2015, replacing Don Mattingly
 Mgr. Dodger Clubhouse/Equip. Alex Torres
 Visiting Clubhouse Manager Mitch Poole



CLUB DIRECTORY

Owner & Chairman Mark Walter
 President & CEO Stan Kasten
 President of Baseball Operations Andrew Friedman
 General Manager Farhan Zaidi
 Senior Vice President, Baseball Operations Josh Byrnes
 Senior Director, Public Relations Joe Jareck
 Assistant Director, Public Relations Jon Chapper
 Director, Team Travel Scott Akasaki

ALL-TIME SERIES RESULTS

(Angels Listed First)							
Year	Home	Road	Totals	Year	Home	Road	Totals
1997	0-2	0-2	0-4	2008	2-1	1-2	3-3
1998	2-0	1-1	3-1	2009	1-2	2-1	3-3
1999	1-2	1-2	2-4	2010	2-1	3-0	5-1
2000	2-1	2-1	4-2	2011	2-1	2-1	4-2
2001	2-1	2-1	4-2	2012	2-1	2-1	4-2
2002	2-1	1-2	3-3	2013	2-0	0-2	2-2
2003	3-0	1-2	4-2	2014	0-2	1-1	1-3
2004	1-2	2-1	3-3	2015	1-2	0-3	1-5
2005	3-0	2-1	5-1	2016	2-0	1-1	3-1
2006	2-1	0-3	2-4	2017	1-1	1-1	2-2
2007	3-0	2-1	5-1	TOTALS	36-21	27-30	63-51

WON-LOST RECORDS AT STADIUMS

Anaheim Stadium	0-2	.000	Dodger Stadium	27-30	.474
Angel Stadium	36-19	.655			
Most Runs, Game	By Angels — 13 (13-0, June 25, 2004 at Dodger Stadium) By Los Angeles — 16 (16-3, May 19, 2006 at Dodger Stadium)				
Widest Margin Victory	By Angels — 13 Runs (13-0, June 25, 2004 at Dodger Stadium) By Los Angeles — 13 Runs (16-3, May 19, 2006 at Dodger Stadium)				
Longest Winning Streak	By Angels — 6 (June 22, 2003-June 26, 2004) By Los Angeles — 8 (Aug. 5, 2014-Sept. 8, 2015)				
Attendance High	At Angel Stadium: 45,007, May 19, 2016 At Anaheim Stadium: 35,295, July 3, 1997 At Dodger Stadium: 56,000, June 15, 16 & 17, 2007				



ARIZONA DIAMONDBACKS/COLORADO ROCKIES



ARIZONA DIAMONDBACKS

Chase Field
401 E. Jefferson Street
Phoenix, AZ 85004
(602) 462-6500
Seating Capacity: 48,633
2017 Record:
93-69 – 2nd in N.L. West

Field Manager Torey Lovullo
Named: Nov. 4, 2016, replacing Chip Hale
Visiting Clubhouse Manager Bob Doty



CLUB DIRECTORY

Managing General Partner Ken Kendrick
President & CEO Derrick Hall
Executive Vice President & General Manager Mike Hazen
Senior VP & Assistant GM Jared Porter, Amiel Sawdaye
Senior Vice President, Content & Communications Josh Rawitch
Senior Dir., Team Travel & Home Clubhouse Manager Roger Riley

ALL-TIME SERIES RESULTS

Year	(Angels Listed First)		
	Home	Road	Totals
1998	0-0	2-1	2-1
1999	1-2	0-0	1-2
2000	0-0	1-2	1-2
2001	1-2	0-0	1-2
2006	0-0	2-1	2-1
2009	0-0	3-0	3-0
2012	2-1	0-0	2-1
2015	1-1	1-1	2-2
TOTALS	5-6	9-5	14-11



COLORADO ROCKIES

Coors Field
2001 Blake Street
Denver, CO 80205
(303) 292-0200
Seating Capacity: 50,144
2017 Record:
87-75 – 3rd in N.L. West

Field Manager Bud Black
Named: Nov. 7, 2016, replacing Walt Weiss
Manager, Major League Clubhouse..Mike Pontarelli
Manager, Visiting Clubhouse Alan Bossart



CLUB DIRECTORY

Owner/Chairman & CEO Richard Monfort
Senior Vice President & General Manager Jeff Bridich
Vice President, Communications & Marketing Jill Campbell
Director, Major League Operations Paul Egnis

ALL-TIME SERIES RESULTS

Year	(Angels Listed First)			Year	(Angels Listed First)			Year	(Angels Listed First)		
	Home	Road	Totals		Home	Road	Totals		Home	Road	Totals
1997	0-2	1-1	1-3	2001	0-0	3-0	3-0	2012	0-0	3-0	3-0
1998	3-0	0-0	3-0	2006	1-2	0-0	1-2	2015	2-0	2-0	4-0
1999	0-0	2-1	2-1	2009	2-1	0-0	2-1	TOTALS	13-6	11-2	24-8
2000	3-0	0-0	3-0	2010	2-1	0-0	2-1				





SAN DIEGO PADRES/SAN FRANCISCO GIANTS



SAN DIEGO PADRES

PETCO Park
100 Park Boulevard
San Diego, CA 92101
(619) 795-5265
Seating Capacity: 40,209
2017 Record:
71-91 – 4th in N.L. West

Field Manager Andy Green
Named: Oct. 9, 2015, replacing Pat Murphy
Manager, Clubhouse & Equipment . . . Spencer Dallin
Visiting Clubhouse Manager David Bacharach



CLUB DIRECTORY

Executive Chairman..... Ron Fowler
Executive Vice President, General Manager A.J. Preller
Director, Baseball Operations Nick Ennis
Director, Communications Craig Hughner
Director, Team Travel Brian Prilaman

ALL-TIME SERIES RESULTS

Year	Home	(Angels Listed First)				Year	Home	Road	Totals
		Road	Totals	Road	Totals				
1997	1-1	1-1	2-2	2006	1-2	0-0	1-2		
1998	0-0	1-2	1-2	2009	3-0	0-0	3-0		
1999	0-3	0-0	0-3	2012	0-0	1-2	1-2		
2000	0-0	2-1	2-1	<u>2015</u>	<u>1-2</u>	<u>0-0</u>	<u>1-2</u>		
2001	2-1	0-0	2-1	TOTALS	8-9	5-6	13-15		



SAN FRANCISCO GIANTS

AT&T Park
24 Willie Mays Plaza
San Francisco, CA 94107
(415) 972-2000
Seating Capacity: 41,915
2017 Record:
64-98 – 5th in N.L. West

Field Manager Bruce Bochy
Named: Oct. 27, 2006, replacing Felipe Alou
Visiting Clubhouse Manager Abe Silvestri



CLUB DIRECTORY

President and CEO Laurence M. Baer
Executive Vice President of Baseball Operations Brian R. Sabean
Senior Vice President, Player Personnel Dick Tidrow
Senior Vice President and General Manager Bobby Evans
Executive Vice President, Communications Staci Slaughter
Senior Director, Team Travel & Home Clubhouse Mgr. Bret Alexander

ALL-TIME SERIES RESULTS

Year	Home	(Angels Listed First)				Year	Home	Road	Totals
		Road	Totals	Road	Totals				
1997	0-2	1-1	1-3	2006	0-0	1-2	1-2		
1998	1-2	0-0	1-2	2009	0-0	3-0	3-0		
1999	0-0	1-2	1-2	2012	2-1	0-0	2-1		
2000	2-1	0-0	2-1	<u>2015</u>	<u>0-0</u>	<u>0-3</u>	<u>0-3</u>		
2001	0-0	0-3	0-3	TOTALS	5-6	6-11	11-17		



ITEMS OF INTEREST



REGULATION GAME: A regulation game consists of nine innings unless extended because of a tie score or shortened because (1) the home team needs none of its half of the ninth or any part of it, or (2) because the umpire-in-chief calls the game after five completed innings. A regulation game may be less than five innings if the home team is ahead after the top of the fifth, or takes the lead or ties the score while at bat in the fifth.

TIE GAME: A regulation game that is called by the umpire-in-chief when both teams have the same number of runs in a tie game. Individual player performances are official and entered in the records, but the game does not count in the League standings and may be re-scheduled at a later date.

SUSPENDED GAME RULE:

Rule 4.12 SUSPENDED GAMES

(a) A league shall adopt the following rules providing for completion at a future date of games terminated for any of the following reasons:

- (1) A curfew imposed by law;
- (2) A time limit permissible under league rules;
- (3) Light failure or malfunction of a mechanical field device under the control of the home club (Mechanical field device shall include automatic tarpaulin or water removal equipment);
- (4) Darkness because of any law, the lights may not be turned on;
- (5) Weather, if the game is called when an inning is in progress and before it is completed, and one of the following situations prevails:
 - (i) The visiting team has scored one or more runs to tie the score, and the home team has not scored.
 - (ii) The visiting team has scored one or more runs to take the lead, and the home team has not tied the score or retaken the lead.

(b) Such games shall be known as suspended games. No game called because of curfew, weather, or time limit shall be a suspended game unless it has progressed far enough to have been a regulation game under the provisions of Rule 4.10. A game called under the provisions of 4.12 (a)(3) or (4) shall be a suspended game at any time after it starts.

(c) By amending NOTE to read as follows:

NOTE: Weather and similar conditions—4.12(a) (1 through 5)—shall take precedence in determining whether a called game shall be a suspended game. A game can only be considered a suspended game if stopped for any of the five(5) reasons specified in Section (a). Any legal game called due to weather with the score tied (unless situation outlined in 4.12 (a) (5) (i) prevails) is a tie game and must be replayed in its entirety.

(c) A suspended game shall be resumed and completed as follows:

- (1) Immediately preceding the next single game between the two clubs on the same grounds; or
- (2) Immediately preceding the next scheduled double-header between the two clubs on the same grounds, if no single game remains on the schedule, or
- (3) If suspended on the last scheduled date between the two clubs in the city, transferred and played on the ground of the opposing club, if possible;
 - (i) Immediately preceding the next scheduled single game, or
 - (ii) Immediately preceding the next scheduled double-header, if no single game remains on the schedule.
- (4) If a suspended game has not been resumed and completed on the last date scheduled for the two clubs, it shall be a called game. A suspended game shall be resumed at the exact point of suspension of the original game. The completion of a suspended game is a continuation of the original game. The lineup and batting order of both teams shall be exactly the same as the lineup and batting order at the moment of suspension, subject to the rules governing substitution. Any player may be replaced by a player who had not been in the game prior to the suspension. No player removed before the suspension may be returned to the lineup. A player who was not with the club when the game was suspended may be used as a substitute, even if he has taken the place of a player no longer with the club who would not have been eligible because he has been removed from the lineup before the game was suspended.

4.11(d)

A called game ends at the moment the umpire terminates play. EXCEPTION: If the game is called when an inning is in progress and before it is completed, the game becomes a SUSPENDED game in each of the following situations:

- (1) The visiting team has scored one or more runs to tie the score and the home team has not scored.
- (2) The visiting team has scored one or more runs to take the lead and the home team has not tied the score or retaken the lead.

DISABLED LISTS: REGULAR DISABLED LIST: The minimum period of inactivity is 15 calendar days. No limit on number of players that may be on at one time. EMERGENCY DISABLED LIST: Minimum period of inactivity—60 calendar days. No limit on number of players on list at one time but may only be used when club is at maximum limit of 40 players under control. Players on 60-day list do not count against 40-man. PLAYERS PLACED on this list after Aug. 1st shall remain there for the balance of the season. Day 1 is following player's last game appearance. REINSTATEMENT may be made beginning Day 16 or 61 respectively; after minimum period has expired player may be reinstated at any time (except in certain "Emergency" cases...see above). BEREAVEMENT LIST: The maximum period of inactivity is 10 calendar days. No limit on number of players that may be on at one time.

DEFINITION OF NIGHT GAME: Any game scheduled to start after 5:00 p.m. (i.e. 5:01 p.m., or later), will be considered a night game. If a game is scheduled to start at 5:00 p.m., and is delayed by rain or for any other reasons, it will be considered a day game. However, both games of a two-night doubleheader shall be considered night games. When afternoon and night games are played on the same date and separate admissions are charged, they will be counted as one day and one night game, and will not be included in the doubleheader statistics.

BATTING CHAMPIONSHIP QUALIFICATIONS: A batting champion must have 502 or more actual plate appearances. (the equivalent of 3.1 appearances for each of the 162 scheduled games). If, however, there is any player with fewer than the required number of plate appearances whose average would be the highest if he were charged with the required number of official at bats, then the player shall be awarded the batting championship.

EARNED-RUN AVERAGE CHAMPION QUALIFICATIONS: To win the earned-run average championship a pitcher must pitch at least as many innings as the number of games scheduled for each club in his league that season and have the lowest earned-run average.

FIELDING CHAMPIONSHIP QUALIFICATIONS: The individual fielding champions shall be the fielders with the highest fielding average at each position, provided: (1) A catcher must have participated as a catcher in at least one-half the number of games scheduled for each club in his league that season;

(2) An infielder or outfielder must have participated at his position in at least two-thirds of the number of games scheduled for each club in his league that season;

(3) A pitcher must have pitched at least as many innings as the number of games scheduled for each club in his league that season.

EXCEPTION: If another pitcher has a fielding average as high or higher, and has handled more total chances in a lesser number of innings, he shall be the fielding champion.



ITEMS OF INTEREST



DETERMINING THE MAGIC NUMBERS: Determine the number of games yet to be played, add one, then subtract the number of games ahead in the loss column of standings from the closest opponent.

DETERMINING BATTING AVERAGE: Divide the number of at-bats into the number of hits.

DETERMINING EARNED RUN AVERAGE: Multiply the number of earned runs by nine; take the number and divide it by the number of innings pitched.

DETERMINING SLUGGING PERCENTAGE: Divide the total bases of all safe hits by the total times at bat (At bats do not include walks, sacrifices, hit by pitcher, or times awarded first base because of interference or obstruction).

DETERMINING ON BASE PERCENTAGE: Add the total of hits, walks and hit by pitches and divide by the total of at-bats, walks, hit by pitches and sacrifice flies.

DETERMINING FIELDING AVERAGE: Divide the total putouts and assists by the total of putouts, assists and errors.

DETERMINING PERCENTAGE OF GAMES WON & LOST: Divide the number of games won by the total games won and lost.

CONSECUTIVE STREAKS: A consecutive hitting streak shall not be terminated if the plate appearance results in a base on balls, hit batsman, defensive interference or a sacrifice bunt. A sacrifice fly shall terminate the streak.

CONSECUTIVE-GAME HITTING STREAKS: A consecutive-game hitting streak shall not be terminated if all the player's plate appearances (one or more) result in a base on balls, hit batsman, defensive interference or sacrifice bunt. The streak shall terminate if the player has a sacrifice fly and no hit.

CONSECUTIVE-GAME PLAYING STREAK: A consecutive-game playing streak shall be extended if the player plays one-half inning on defense, or if he completes a time at bat by reaching base or being put out. A pinch-running appearance only shall not extend the streak, if a player is ejected from a game by an umpire before he can comply with the requirements of this rule, his streak shall continue.

SUSPENDED GAMES: For the purpose of this rule, all performances in the completion of a suspended game shall be considered as occurring on the original date of the game.

"SAVE" RULE: A pitcher shall be credited with a save when he meets all three of the following conditions:

- (1) He is the finishing pitcher in a game won by his club, and
- (2) He is not the winning pitcher, and
- (3) He qualifies under one of the following conditions:
 - (a) He enters the game with a lead of no more than three runs and pitches for at least one inning,
 - (b) He enters the game regardless of the count, with the potential tying run either on base, at bat, or on deck (that is, the potential tying run is either already on base or is one of the first two batsmen he faces), or
 - (c) He pitches effectively for at least three innings.

DESIGNATED HITTER RULE: A hitter may be designated to bat for the pitcher in any spot in the batting order in any game without affecting the status of the pitcher. The designated hitter must be selected and be included on the lineup cards presented to the umpire-in-chief prior to the game. Failure to do so precludes the use of a designated hitter for that game.

The designated hitter is "locked" into the batting order but may be removed for a pinch-hitter or pinch-runner who in turn becomes the designated hitter while still in the game. The designated hitter may be used defensively and the pitcher then assumes the batting order of the replaced defensive player, thus terminating the designated hitter role.

The designated hitter is eligible for all American League batting titles.

The designated hitter named in the starting lineup must come to bat at least one time, unless the opposition changes pitchers.

SCORING RULE ON PINCH-HITTERS: A player shall be considered a pinch-hitter only if he enters the game as a substitute batter and then only on his first time at bat which must be before he becomes a fielder. If the team bats around and a pinch hitter comes up a second time in the inning in which he first appeared, he will not be considered a pinch hitter during that second time up.

A substitute hitter for a Designated Hitter is both a pinch hitter and a Designated Hitter on his first time at bat. On subsequent trips to the plate he is a Designated Hitter only.

EARNED RUNS RULE: The determination of earned-run is as follows:

An earned run is a run for which the pitcher is held accountable. In determining earned-runs, the inning should be reconstructed without the errors and passed balls; and the benefit of doubt should always be given to the pitcher in determining which bases would have been reached with errorless play.

Until 1969, the reliever could not be charged with an earned run if he entered the game after the side could have been retired but for an error, no matter how many runs he subsequently gave up in that inning. Now, runs scored by batters who reach base off the reliever are charged as earned on that pitcher's record. They are not, however, shared as earned against the team as a whole. Therefore, a discrepancy may occur between the total earned-runs charged against a team and the sum total of the earned-runs charged against in the individual pitchers of that team.

DOCTORED BAT: A batter is out for illegal action when he uses or attempts to use a bat that, in the umpire's judgement, has been altered or tampered with in such a way to improve the distance factor or cause an unusual reaction on the baseball. This includes bats that are filled, flat-surfaced, nailed, hollowed, grooved or covered with a substance such as paraffin, wax, etc. No advancement on the bases will be allowed and any out or outs made during a play shall stand. In addition to being called out, the player shall be ejected from the game and may be subject to additional penalties as determined by his League President (Rule 6.06d).

DETERMINING A "MAJOR LEAGUE YEAR": 172 days constitutes a full year in the major leagues.

MAJOR LEAGUE SERVICE: is credited for each day the player appears on an active roster or major league disabled list or suspended list.

In the case of a player called up from the minor leagues, is credited beginning with the date he physically reports.

In the case of a major league player who is traded and reports in the normal course, service is not interrupted.

In the case of a player sent down to the minor leagues, is credited through the date of the assignment.

In the case of a player who is unconditionally released, is credited through the date player was notified of his release.

In the case of a player designated for release or assignment or assignment (MLR 2), is credited after the designation, through the date of the actual assignment or the date player was notified of unconditional release.

For a player who appears on his club's opening day roster, is credited as of the earliest scheduled opener, without regard to the actual opening date of his own club.

Is credited at the rate of 172 days per "year," though the season is actually 183 days long.

Is not credited during any period or periods of optional assignment totaling 20 days or more during a single season.

ROOKIE QUALIFICATION: A player shall be considered a rookie unless, during a previous season or seasons, he has (a) exceeded 130 at-bats or 50 innings pitched in the major leagues; or (b) accumulated more than 45 days on the active roster of a major league club or clubs during the period of a 25-man limit (excluding time in military service or time on the disabled list).



MEDICAL GLOSSARY



- Abscess** — An infection which produces pus; can be the result of a blister, callus, penetrating wound or laceration.
- Anaphylactic Shock** — Shock that is caused by an allergic reaction.
- Anterior Compartment Syndrome** — Condition in which swelling within the anterior compartment of the lower leg jeopardizes the viability of muscles, nerves and arteries that serve the foot. In severe cases, emergency surgery is necessary to relieve the swelling and pressure.
- Anterior Cruciate Ligament (ACL)** — A primary stabilizing ligament within the center of the knee joint that prevents hyperextension and excessive rotation of the joint. A complete tear of the ACL necessitating reconstruction could require up to 12 months of rehabilitation.
- Anti-Inflammatory** — Any agent which prevents inflammation, such as aspirin or ibuprofen.
- Arteriogram** — A film demonstrating arteries after injection of a dye.
- Arthrogram** — X-ray technique for joints using air and/or dye injected into the affected area; useful in diagnosing meniscus tears of the knee and rotator cuff tears of the shoulder.
- Arthroscope** — An instrument used to visualize the interior of a joint cavity.
- Arthroscopy** — A surgical examination of the internal structures of a joint by means for viewing through an arthroscope. An arthroscopic procedure can be used to remove or repair damaged tissue or as a diagnostic procedure in order to inspect the extent of any damage or confirm a diagnosis.
- Aspiration** — The withdrawal of fluid from a body cavity by means of a suction or siphonage apparatus, such as a syringe.
- Atrophy** — To shrivel or shrink from disuse, as in muscular atrophy.
- Avascular Necrosis** — Death of a part due to lack of circulation.
- Avulsion** — The tearing away, forcibly, of a part or structure.
- Baker's Cyst** — Localized swelling of a bursa sac in the posterior knee as a result of fluid that has escaped from the knee capsule. A Baker's cyst indicates that there is a trauma inside the knee joint that leads to excessive fluid production.
- Bone Scan** — An imaging procedure in which a radioactive-labeled substance is injected into the body to determine the status of a bone injury. If the radioactive substance is taken up by the bone at the injury site, the injury will show as a "hot spot" on the scan image. The bone scan is particularly useful in the diagnosis of stress fractures.
- Brachial Plexus** — Network of nerves originating from the cervical vertebrae and running down to the shoulder, arm, hand, and fingers.
- Bursa** — A fluid-filled sac that is located in areas where friction is likely to occur, then minimizes the friction; for example between a tendon and bone.
- Capsule** — An enclosing structure which surrounds the joint and contains ligaments which stabilize that joint.
- CAT Scan** — Use of a computer to produce a cross sectional view of the anatomical part being investigated from x-ray data.
- Cellulitis** — Inflammation of cellular or connective tissue.
- Cervical Vertebrae** — Group of seven vertebrae located in the neck.
- Collateral Ligament** — on either side of and acting as a radius of movement, a hinge joint, as of the elbow, knee and wrist.
- Colles' Fracture** — A fracture of the distal end of the radius with the lower end being displaced backward.
- Concussion** — Jarring injury of the brain resulting in dysfunction. It can be graded as mild, moderate or severe depending on loss of consciousness, amnesia and loss of equilibrium.
- Contusion** — An injury to a muscle and tissues caused by a blow from a blunt object.
- Cortical Steroids** — Used to suppress joint inflammation.
- Costochondral** — Cartilage that separates the bones within the rib cage.
- Degenerative Joint Disease** — Changes in the joint surfaces as a result of repetitive trauma.
- Deltoid Ligament** — Ligament that connects the tibia to bones of the medial aspect of the foot and is primarily responsible for stability of the ankle on the medial side. Is sprained less frequently than other ankle ligaments.
- Deltoid Muscle** — Muscles at the top of the arm, just below the shoulder, responsible for shoulder motions to the front, side and back.
- Disc, Intervertebral** — A flat, rounded plate between each vertebrae of the spine. The disc consists of a thick fiber ring which surrounds a soft gel-like interior. It functions as a cushion and shock absorber for the spinal column.
- Dislocation** — Complete displacement of joint surfaces.
- Dusky** — Areas of decreased temperature may indicate arterial compromise and decreased tissue viability.
- Eccymosis** — Bleeding into the surface tissue below the skin, resulting in a "black and blue" effect.
- Edema** — Accumulation of fluid in organs and tissues of the body; swelling.
- Effusion** — Accumulation of fluid, or the knee itself, in various spaces in the body. Commonly, the knee has an effusion after an injury.
- Electromyogram (EMG)** — Test to determine nerve function.
- Epicondylitis** — Inflammation in the elbow due to overuse.
- Erythema** — Inflammatory redness of the skin.
- Exudate** — Any fluid that has exuded out of a tissue or its capillaries, specifically because of injury or inflammation.
- Fracture** — Breach in continuity of a bone. Types of fractures include simple, compound, comminuted, greenstick, incomplete, impacted, longitudinal, oblique, stress or transverse.
- Gadolinium MRI** — The chemical gadolinium is injected into the joint being studied to enhance the diagnosis image of the structures under investigation.
- Grade One Injury** — A mild injury in which ligament, tendon, or other musculoskeletal tissue may have been stretched or confused, but not torn or otherwise disrupted.
- Grade Two Injury** — A moderate injury when musculoskeletal tissue has been partially, but not totally torn which causes appreciable limitation in function of the injured tissue.
- Grade Three Injury** — A severe injury in which tissue has been significant, and in some cases totally, torn or otherwise disrupted causing a virtual total loss of function.
- Hematoma** — Tumor-like mass produced by an accumulation of coagulated blood in a cavity.



MEDICAL GLOSSARY



Illiobtibial Band — A thick, wide fascial layer that runs from the iliac crest to the knee joint and is occasionally inflamed as a result of excessive running.

Inflammation — The body's natural response to injury in which the injury site might display various degrees of pain, swelling, heat, redness and/or loss of function.

Labrum — An edge, rim or lip-shaped structure found in the shoulder joint.

Ligament — Band of fibrous tissue that connects bone to bone or bone to cartilage and supports and strengthens joints.

Magnetic Resonance Imaging (MRI) — Imaging procedure in which a radio frequency pulse causes certain electrical elements of the injured tissue to react to this pulse and through this process a computer display and permanent film establish a visual image. MRI does not require radiation and is very useful in the diagnosis of soft tissue, disc and meniscus injuries.

Meniscectomy — An intra-articular surgical procedure of the knee by which all or part of the damaged meniscus is removed.

Meniscus — Crescent shaped cartilage, usually pertaining to the knee joint; also known as "cartilage." There are two menisci in the knee, medial and lateral. These work to absorb weight within the knee and provide stability.

Metacarpals — Five long bones of the hand running from the wrist to the fingers.

Metatarsals — Five long bones of the foot, running from the ankle to the toes.

Patella Tendinitis — Inflammation of the patellar ligament; also known as "jumper's knee."

Patellofemoral Joint — Articulation of the kneecap and femur. Inflammation of this joint can occur through: 1) acute injury to the patella, 2) overuse from excessive running particularly if there is an associated knee weakness, 3) chronic wear and tear of the knee, 4) as a result of poor foot mechanics. Patellofemoral irritation can lead to chondromalacia, which in its most chronic condition, could require surgery.

Phlebitis — Inflammation of a vein.

Plica — Fold of tissue in the joint capsule and a common result of knee injury.

Posterior Cruciate Ligament (PCL) — A primary stabilizing ligament of the knee that provides significant stability and prevents displacement of the tibia backward within the knee joint. A complete tear of this ligament necessitating reconstruction could require up to 12 months rehabilitation.

Reconstruction — Surgical rebuilding of a joint using natural, artificial or transplanted materials.

Referred Pain — Pain felt in an undamaged area of body away from the actual injury.

Rotator Cuff — Comprised of four muscles in the shoulder area that can be irritated by overuse. The muscles are the supraspinatus (most commonly injured), infraspinatus, teres minor and subscapularis.

Rotator Cuff Impingement Syndrome — A microtrauma or overuse injury caused by stress, and the four stages are: 1) tendinitis with temporary thickening of the bursa and rotator cuff; 2) fiber dissociation in the tendon with permanent thickening of the bursa and scar formation; 3) a partial rotator cuff tear of less than one cm.; and 4) a complete tear of one cm. or more.

Scapula — Shoulder blade.

Sciatica — Irritation of the sciatic nerve resulting in pain or tingling running down the inside of the leg.

Sciatic Nerve — Major nerve that carries impulses for muscular action and sensations between the low back and thigh and lower leg; it is the longest nerve in the body.

Shin Splint — A catch-all syndrome describing pain in the shin that is not a fracture or tumor and cannot be defined otherwise.

Spondylitis — Inflammation of one or more vertebrae.

Spondylolisthesis — Forward displacement of one vertebrae over another below it due to a developmental defect in the vertebrae.

Spondylosis — Abnormal vertebral fixation or immobility.

Sprain — Injury resulting from a stretch or twist of the joint and causes various degrees of stretch or tear of a ligament or other soft tissue at the joint.

Strain — Injury resulting from a pull or torsion to the muscle or tendon that causes various degrees of stretch or tear to the muscle or tendon tissue.

Stress Fracture — A hair-line type of break in a bone caused by overuse.

Stress X-Ray — A continual x-ray taken when a portion of the body is stressed to its maximum in order to determine joint stability. This is a test utilized in some ankle injuries.

Subluxation — Partial dislocation of a joint. The term usually implies that the joint can return to its normal position without formal reduction.

Tarsals — Group of seven bones of the foot consisting of the calcaneal, talus, cuboid and three cuneiform bones.

Tendinitis — Inflammation of the tendon and/or tendon sheath, caused by chronic overuse or sudden injury.

Tendon — Tissue that connects muscle to bone.

Thoracic Outlet Compression Syndrome — A neuro-vascular disorder or the upper extremity common in throwing.

Tomograph — A special type of x-ray apparatus that demonstrates an organ or tissue at a particular depth.

Transverse Process — Small lateral projection off the right and left side of each vertebrae that functions as an attachment site for muscles and ligaments of the spine.

Triangular Cartilage — A connective tissue characterized by its nonvascularity and firm consistency; located on the little finger side of the wrist.

Ulna Collateral Ligament — A band or sheet of fibrous tissue connecting two or more bones, cartilage, or other structures, or serving as support for fasciae or muscles located on the inside of the elbow (ligament that is replaced or repaired for the "Tommy John" surgery).

Ulnar Nerve — Nerve in the elbow commonly irritated by excessive throwing.

Wrist — The junction between the two forearm bones (radius and ulna) and eight wrist bones (trapezium, capitate, hamate, pisiform, triquetrum, lunate and scaphoid)

NOTE: This list is not meant to be all inclusive nor should it be used as a substitute for physician's diagnosis and/or description of an injury or illness. For further definitions, please refer to the Stedman's Pocket Medical Dictionary published by Williams and Wilkins.



WORLD SERIES CHAMPIONS



- 1903—Boston (A.L.)
- 1904—No Series Played
- 1905—New York (N.L.)
- 1906—Chicago (A.L.)
- 1907—Chicago (N.L.)
- 1908—Chicago (N.L.)
- 1909—Pittsburgh (N.L.)
- 1910—Philadelphia (A.L.)
- 1911—Philadelphia (A.L.)
- 1912—Boston (A.L.)
- 1913—Philadelphia (A.L.)
- 1914—Boston (N.L.)
- 1915—Boston (A.L.)
- 1916—Boston (A.L.)
- 1917—Chicago (A.L.)
- 1918—Boston (A.L.)
- 1919—Cincinnati (N.L.)
- 1920—Cleveland (A.L.)
- 1921—New York (N.L.)
- 1922—New York (N.L.)
- 1923—New York (A.L.)
- 1924—Washington (A.L.)
- 1925—Pittsburgh (N.L.)
- 1926—St. Louis (N.L.)
- 1927—New York (A.L.)
- 1928—New York (A.L.)
- 1929—Philadelphia (A.L.)
- 1930—Philadelphia (A.L.)
- 1931—St. Louis (N.L.)
- 1932—New York (A.L.)
- 1933—New York (N.L.)
- 1934—St. Louis (N.L.)
- 1935—Detroit (A.L.)
- 1936—New York (A.L.)
- 1937—New York (A.L.)
- 1938—New York (A.L.)
- 1939—New York (A.L.)
- 1940—Cincinnati (N.L.)
- 1941—New York (A.L.)
- 1942—St. Louis (N.L.)
- 1943—New York (A.L.)
- 1944—St. Louis (N.L.)
- 1945—Detroit (A.L.)
- 1946—St. Louis (N.L.)
- 1947—New York (A.L.)
- 1948—Cleveland (A.L.)
- 1949—New York (A.L.)
- 1950—New York (A.L.)
- 1951—New York (A.L.)
- 1952—New York (A.L.)
- 1953—New York (A.L.)
- 1954—New York (N.L.)
- 1955—Brooklyn (N.L.)
- 1956—New York (A.L.)
- 1957—Milwaukee (N.L.)
- 1958—New York (A.L.)
- 1959—Los Angeles (N.L.)
- 1960—Pittsburgh (N.L.)
- 1961—New York (A.L.)
- 1962—New York (A.L.)
- 1963—Los Angeles (N.L.)
- 1964—St. Louis (N.L.)
- 1965—Los Angeles (N.L.)
- 1966—Baltimore (A.L.)
- 1967—St. Louis (N.L.)
- 1968—Detroit (A.L.)
- 1969—New York (N.L.)
- 1970—Baltimore (A.L.)
- 1971—Pittsburgh (N.L.)
- 1972—Oakland (A.L.)
- 1973—Oakland (A.L.)
- 1974—Oakland (A.L.)
- 1975—Cincinnati (N.L.)
- 1976—Cincinnati (N.L.)
- 1977—New York (A.L.)
- 1978—New York (A.L.)
- 1979—Pittsburgh (N.L.)
- 1980—Philadelphia (N.L.)
- 1981—Los Angeles (N.L.)
- 1982—St. Louis (N.L.)
- 1983—Baltimore (A.L.)
- 1984—Detroit (A.L.)
- 1985—Kansas City (A.L.)
- 1986—New York (N.L.)
- 1987—Minnesota (A.L.)
- 1988—Los Angeles (N.L.)
- 1989—Oakland (A.L.)
- 1990—Cincinnati (N.L.)
- 1991—Minnesota (A.L.)
- 1992—Toronto (A.L.)
- 1993—Toronto (A.L.)
- 1994—No Series Played
- 1995—Atlanta (N.L.)
- 1996—New York (A.L.)
- 1997—Florida (N.L.)
- 1998—New York (A.L.)
- 1999—New York (A.L.)
- 2000—New York (A.L.)
- 2001—Arizona (N.L.)
- 2002—ANGELS (A.L.)**
- 2003—Florida (N.L.)
- 2004—Boston (A.L.)
- 2005—Chicago (A.L.)
- 2006—St. Louis (N.L.)
- 2007—Boston (A.L.)
- 2008—Philadelphia (N.L.)
- 2009—New York (A.L.)
- 2010—San Francisco (N.L.)
- 2011—St. Louis (N.L.)
- 2012—San Francisco (N.L.)
- 2013—Boston (A.L.)
- 2014—San Francisco (N.L.)
- 2015—Kansas City (A.L.)
- 2016—Chicago (N.L.)
- 2017—Houston (A.L.)





MOST VALUABLE PLAYER AWARD



AMERICAN LEAGUE

- 1931—Lefty Grove, Phi.
- 1932—Jimmie Foxx, Phi.
- 1933—Jimmie Foxx, Phi.
- 1934—Mickey Cochrane, Det.
- 1935—Hank Greenberg, Det.
- 1936—Lou Gehrig, N.Y.
- 1937—Charley Gehringer, Det.
- 1938—Jimmie Foxx, Bos.
- 1939—Joe DiMaggio, N.Y.
- 1940—Hank Greenberg, Det.
- 1941—Joe DiMaggio, N.Y.
- 1942—Joe Gordon, N.Y.
- 1943—Spud Chandler, N.Y.
- 1944—Hal Newhouser, Det.
- 1945—Hal Newhouser, Det.
- 1946—Ted Williams, Bos.
- 1947—Joe DiMaggio, N.Y.
- 1948—Lou Boudreau, Cle.
- 1949—Al Williams, Bos.
- 1950—Phil Rizzuto, N.Y.
- 1951—Yogi Berra, N.Y.
- 1952—Bobby Shantz, Phi.
- 1953—Al Rosen, Cle.
- 1954—Yogi Berra, N.Y.
- 1955—Yogi Berra, N.Y.
- 1956—Mickey Mantle, N.Y.
- 1957—Mickey Mantle, N.Y.
- 1958—Jackie Jensen, Bos.
- 1959—Nellie Fox, Chi.
- 1960—Roger Maris, N.Y.
- 1961—Roger Maris, N.Y.
- 1962—Mickey Mantle, N.Y.
- 1963—Elston Howard, N.Y.
- 1964—Brooks Robinson, Bal.
- 1965—Zoilo Versalles, Min.
- 1966—Frank Robinson, Bal.
- 1967—Carl Yastrzemski, Bos.
- 1968—Denny McLain, Det.
- 1969—Harmon Killebrew, Min.
- 1970—Boog Powell, Bal.
- 1971—Vida Blue, Oak.
- 1972—Dick Allen, Chi.
- 1973—Reggie Jackson, Oak.
- 1974—Jeff Burroughs, Tex.
- 1975—Fred Lynn, Bos.
- 1976—Thurman Munson, N.Y.
- 1977—Rod Carew, Min.
- 1978—Jim Rice, Bos.
- 1979—**Don Baylor, Cal.**
- 1980—George Brett, K.C.
- 1981—Rollie Fingers, Mil.
- 1982—Robin Yount, Mil.
- 1983—Cal Ripken, Jr., Bal.
- 1984—Willie Hernandez, Det.
- 1985—Don Mattingly, N.Y.
- 1986—Roger Clemens, Bos.
- 1987—George Bell, Tor.
- 1988—Jose Canseco, Oak.
- 1989—Robin Yount, Mil.
- 1990—Rickey Henderson, Oak.
- 1991—Cal Ripken, Jr., Bal.
- 1992—Dennis Eckersley, Oak.
- 1993—Frank Thomas, Chi.
- 1994—Frank Thomas, Chi.
- 1995—Mo Vaughn, Bos.
- 1996—Juan Gonzalez, Tex.
- 1997—Ken Griffey Jr., Sea.
- 1998—Juan Gonzalez, Tex.
- 1999—Ivan Rodriguez, Tex.
- 2000—Jason Giambi, Oak.
- 2001—Ichiro Suzuki, Sea.
- 2002—Miguel Tejada, Oak.
- 2003—Alex Rodriguez, Tex.
- 2004—**Vladimir Guerrero, Ana.**
- 2005—Alex Rodriguez, N.Y.
- 2006—Justin Morneau, Min.
- 2007—Alex Rodriguez, N.Y.
- 2008—Dustin Pedroia, Bos.
- 2009—Joe Mauer, Minn.
- 2010—Josh Hamilton, Tex.
- 2011—Justin Verlander, Det.
- 2012—Miguel Cabrera, Det.
- 2013—Miguel Cabrera, Det.
- 2014—**Mike Trout, LAA**
- 2015—Josh Donaldson, Tor.
- 2016—**Mike Trout, LAA**
- 2017—Jose Altuve, Hou.

NATIONAL LEAGUE

- 1931—Frank Frisch, StL.
- 1932—Chuck Klein, Phi.
- 1933—Carl Hubbell, N.Y.
- 1934—Dizzy Dean, StL.
- 1935—Gabby Hartnett, Chi.
- 1936—Carl Hubbell, N.Y.
- 1937—Joe Medwick, StL.
- 1938—Ernie Lombardi, Cin.
- 1939—Bucky Walters, Cin.
- 1940—Frank McCormick, Cin.
- 1941—Dolf Camilli, Bkn.
- 1942—Mort Cooper, StL.
- 1943—Stan Musial, StL.
- 1944—Marty Marion, StL.
- 1945—Phil Cavarretta, Chi.
- 1946—Stan Musial, StL.
- 1947—Bob Elliott, Bos.
- 1948—Stan Musial, StL.
- 1949—Jackie Robinson, Bkn.
- 1950—Jim Konstanty, Phi.
- 1951—Roy Campanella, Bkn.
- 1952—Hank Sauer, Bkn.
- 1953—Phil Cavarretta, Bkn.
- 1954—Willie Mays, N.Y.
- 1955—Roy Campanella, Bkn.
- 1956—Don Newcombe, Bkn.
- 1957—Hank Aaron, Mil.
- 1958—Ernie Banks, Chi.
- 1959—Ernie Banks, Chi.
- 1960—Dick Groat, Pit.
- 1961—Frank Robinson, Cin.
- 1962—Maury Wills, L.A.
- 1963—Sandy Koufax, L.A.
- 1964—Ken Boyer, StL.
- 1965—Willie Mays, S.F.
- 1966—Roberto Clemente, Pit.
- 1967—Orlando Cepeda, StL.
- 1968—Bob Gibson, StL.
- 1969—Willie McCovey, S.F.
- 1970—Johnny Bench, Cin.
- 1971—Joe Torre, Cin.
- 1972—Johnny Bench, Cin.
- 1973—Pete Rose, Cin.
- 1974—Steve Garvey, L.A.
- 1975—Joe Morgan, Cin.
- 1976—Joe Morgan, Cin.
- 1977—George Foster, Cin.
- 1978—Dave Parker, Pit.
- 1979—Keith Hernandez, StL. / Willie Stargell, Pit.
- 1980—Mike Schmidt, Phi.
- 1981—Mike Schmidt, Phi.
- 1982—Dale Murphy, Atl.
- 1983—Dale Murphy, Atl.
- 1984—Ryne Sandberg, Chi.
- 1985—Willie McGee, StL.
- 1986—Mike Schmidt, Phi.
- 1987—Andre Dawson, Chi.
- 1988—Kirk Gibson, L.A.
- 1989—Kevin Mitchell, S.F.
- 1990—Barry Bonds, Pit.
- 1991—Terry Pendleton, Atl.
- 1992—Barry Bonds, Pit.
- 1993—Barry Bonds, S.F.
- 1994—Jeff Bagwell, Hou.
- 1995—Barry Larkin, Cin.
- 1996—Ken Caminiti, S.D.
- 1997—Larry Walker, Col.
- 1998—Sammy Sosa, Chi.
- 1999—Chipper Jones, Atl.
- 2000—Jeff Kent, S.F.
- 2001—Barry Bonds, S.F.
- 2002—Barry Bonds, S.F.
- 2003—Barry Bonds, S.F.
- 2004—Barry Bonds, S.F.
- 2005—Albert Pujols, StL.
- 2006—Ryan Howard, Phi.
- 2007—Jimmy Rollins, Phi.
- 2008—Albert Pujols, StL.
- 2009—Albert Pujols, StL.
- 2010—Joey Votto, Cin.
- 2011—Ryan Braun, Mil.
- 2012—Buster Posey, S.F.
- 2013—Andrew McCutchen, Pit.
- 2014—Clayton Kershaw, L.A.
- 2015—Bryce Harper, Was.
- 2016—Kris Bryant, Chi.
- 2017—Giancarlo Stanton, Mia.

MLB



CY YOUNG MEMORIAL AWARD



AMERICAN LEAGUE

1958—Bob Turley, N.Y.	1998—Roger Clemens, Tor.
1959—Early Wynn, Chi. ★	1999—Pedro Martinez, Bos.
1961—Whitey Ford, N.Y. ★	2000—Pedro Martinez, Bos.
1964—Dean Chance, L.A. ★	2001—Roger Clemens, N.Y.
1967—Jim Lonborg, Bos.	2002—Barry Zito, Oak.
1968—Denny McLain, Det.	2003—Roy Halladay, Tor.
1969—Mike Cuellar, Bal.	2004—Johan Santana, Min.
Denny McLain, Det.	2005—Bartolo Colon, LAA
1970—Jim Perry, Min.	2006—Johan Santana, Min.
1971—Vida Blue, Oak.	2007—C.C. Sabathia, Cle.
1972—Gaylord Perry, Cle.	2008—Cliff Lee, Cle.
1973—Jim Palmer, Bal.	2009—Zack Greinke, K.C.
1974—Jim Hunter, Oak.	2010—Felix Hernandez, Sea.
1975—Jim Palmer, Bal.	2011—Justin Verlander, Det.
1976—Jim Palmer, Bal.	2012—David Price, T.B.
1977—Sparky Lyle, N.Y.	2013—Max Scherzer, Det.
1978—Ron Guidry, N.Y.	2014—Corey Kluber, Cle.
1979—Mike Flanagan, Bal.	2015—Dallas Keuchel, Hou.
1980—Steve Stone, Bal.	2016—Rick Porcello, Bos.
1981—Rollie Fingers, Mil.	2017—Corey Kluber, Cle.
1982—Pete Vuckovich, Mil.	
1983—LaMarr Hoyt, Chi.	
1984—Willie Hernandez, Det.	
1985—Bret Saberhagen, K.C.	
1986—Roger Clemens, Bos.	
1987—Roger Clemens, Bos.	
1988—Frank Viola, Min.	
1989—Bret Saberhagen, K.C.	
1990—Bob Welch, Oak.	
1991—Roger Clemens, Bos.	
1992—Dennis Eckersley, Oak.	
1993—Jack McDowell, Chi.	
1994—David Cone, K.C.	
1995—Randy Johnson, Sea.	
1996—Pat Hentgen, Tor.	
1997—Roger Clemens, Tor.	

NATIONAL LEAGUE

1956—Don Newcombe, Bkn. ★	1996—John Smoltz, Atl.
1957—Warren Spahn, Mil. ★	1997—Pedro Martinez, Mon.
1960—Vernon Law, Pit. ★	1998—Tom Glavine, Atl.
1962—Don Drysdale, L.A. ★	1999—Randy Johnson, Ari.
1963—Sandy Koufax, L.A. ★	2000—Randy Johnson, Ari.
1965—Sandy Koufax, L.A. ★	2001—Randy Johnson, Ari.
1966—Sandy Koufax, L.A. ★	2002—Randy Johnson, Ari.
1967—Mike McCormick, S.F.	2003—Eric Gagne, L.A.
1968—Bob Gibson, StL.	2004—Roger Clemens, Hou.
1969—Tom Seaver, N.Y.	2005—Chris Carpenter, StL.
1970—Bob Gibson, StL.	2006—Brandon Webb, L.A.
1971—Fergie Jenkins, Chi.	2007—Jake Peavy, S.D.
1972—Steve Carlton, Phi.	2008—Tim Lincecum, S.F.
1973—Tom Seaver, N.Y.	2009—Tim Lincecum, S.F.
1974—Mike Marshall, L.A.	2010—Roy Halladay, Phi.
1975—Tom Seaver, N.Y.	2011—Clayton Kershaw, L.A.
1976—Randy Jones, S.D.	2012—R.A. Dickey, N.Y.
1977—Steve Carlton, Phi.	2013—Clayton Kershaw, L.A.
1978—Gaylord Perry, S.D.	2014—Clayton Kershaw, L.A.
1979—Bruce Sutter, Chi.	2015—Jake Arrieta, Chi.
1980—Steve Carlton, Phi.	2016—Max Scherzer, Was.
1981—Fernando Valenzuela, L.A.	2017—Max Scherzer, Was.
1982—Steve Carlton, Phi.	
1983—John Denny, Phi.	
1984—Rick Sutcliffe, Chi.	
1985—Dwight Gooden, N.Y.	
1986—Mike Scott, Hou.	
1987—Steve Bedrosian, Phi.	
1988—Orel Hershiser, L.A.	
1989—Mark Davis, S.D.	★ Combined Selection
1990—Doug Drabek, Pit.	
1991—Tom Glavine, Atl.	
1992—Greg Maddux, Chi.	
1993—Greg Maddux, Atl.	
1994—Greg Maddux, Atl.	
1995—Greg Maddux, Atl.	

ANGELS WALK-OFF HOME RUNS SINCE 2000

Date	Opp.	Inn.	Player	Date	Opp.	Inn.	Player
04/29/2000	TB	13	Tim Salmon	05/29/2010	SEA	10	Kendrys Morales (Grand Slam)
05/14/2000	TEX	9	Scott Spiezio	05/30/2010	SEA	9	Howie Kendrick
06/25/2000	MIN	11	Darin Erstad	08/11/2010	KC	10	Bobby Abreu
07/31/2000	DET	9	Scott Spiezio	09/10/2010	SEA	14	Bobby Abreu
04/13/2001	SEA	9	Garret Anderson	07/08/2011	SEA	9	Mark Trumbo
06/17/2001	LAD	9	Troy Glaus	08/18/2011	TEX	9	Mark Trumbo
04/28/2002	TOR	14	David Eckstein (Grand Slam)	05/28/2012	NYG	9	Mark Trumbo
05/08/2002	DET	9	Troy Glaus	04/21/2013	DET	13	Mark Trumbo
05/25/2002	MIN	13	Tim Salmon	04/23/2013	TEX	11	Howie Kendrick
06/05/2002	TEX	10	Troy Glaus	07/06/2013	BOS	11	Josh Hamilton
09/16/2003	OAK	9	Scott Spiezio	08/17/2013	HOU	10	Josh Hamilton
09/23/2003	SEA	11	Tim Salmon	04/16/2014	OAK	12	Chris Iannetta
07/31/2004	SEA	11	Jose Guillen	05/15/2014	TB	9	Mike Trout
08/29/2004	MIN	9	Adam Kennedy	06/10/2014	OAK	14	Collin Cowgill
04/21/2005	CLE	10	Orlando Cabrera	07/04/2014	HOU	9	Mike Trout
05/27/2005	KC	10	Dallas McPherson	08/09/2014	BOS	19	Albert Pujols
06/18/2005	FLA	10	Vladimir Guerrero	05/05/2015	SEA	9	Carlos Perez
09/05/2006	BAL	10	Adam Kennedy	07/17/2015	BOS	9	Mike Trout
06/03/2007	BAL	9	Vladimir Guerrero	09/26/2015	SEA	9	David Freese
04/07/2008	CLE	9	Torii Hunter (Grand Slam)	05/31/2016	DET	9	C.J. Cron
09/12/2008	SEA	9	Mike Napoli	08/03/2016	OAK	9	Albert Pujols



ROOKIE OF THE YEAR AWARD



AMERICAN LEAGUE

1949—Roy Sievers, StL.
 1950—Walt Dropo, Bos. ★
 1951—Gil McDougald, N.Y.
 1952—Harry Byrd, Phi.
 1953—Harvey Kuenn, Det.
 1954—Bob Grim, N.Y.
 1955—Herb Score, Cle.
 1956—Luis Aparicio, Chi.
 1957—Tony Kubek, N.Y.
 1958—Albie Pearson, Was.
 1959—Bob Allison, Was.
 1960—Ron Hansen, Bal.
 1961—Don Schwall, Bos.
 1962—Tom Tresh, N.Y.
 1963—Gary Peters, Chi.
 1964—Tony Oliva, Min.
 1965—Curt Blefary, Bal.
 1966—Tommie Agee, Chi.
 1967—Rod Carew, Min.
 1968—Stan Bahnsen, N.Y.
 1969—Lou Piniella, K.C.
 1970—Thurman Munson, N.Y.
 1971—Chris Chambliss, Cle.
 1972—Carlton Fisk, Bos.
 1973—Al Bumbry, Bal.
 1974—Mike Hargrove, Tex.
 1975—Fred Lynn, Bos.
 1976—Mark Fidrych, Det.
 1977—Eddie Murray, Bal.
 1978—Lou Whitaker, Det.

1979—John Castino, Min.
 Alfredo Griffin, Tor.
 1980—Joe Charboneau, Cle.
 1981—Dave Righetti, N.Y.
 1982—Cal Ripken, Jr., Bal.
 1983—Ron Kittle, Chi.
 1984—Alvin Davis, Sea.
 1985—Ozzie Guillen, Chi.
 1986—Jose Canseco, Oak.
 1987—Mark McGwire, Oak.
 1988—Walt Weiss, Oak.
 1989—Gregg Olson, Bal.
 1990—Sandy Alomar, Jr., Cle.
 1991—Chuck Knoblauch, Min.
 1992—Pat Listach, Mil.
1993—Tim Salmon, Cal.
 1994—Bob Hamelin, K.C.
 1995—Marty Cordova, Min.
 1996—Derek Jeter, N.Y.
 1997—Nomar Garciaparra, Bos.
 1998—Ben Grieve, Oak.
 1999—Carlos Beltran, K.C.
 2000—Kazuhiro Sasaki, Sea.
 2001—Ichiro Suzuki, Sea.
 2002—Eric Hinske, Tor.
 2003—Angel Berroa, K.C.
 2004—Bobby Crosby, Oak.
 2005—Huston Street, Oak.
 2006—Justin Verlander, Det.
 2007—Dustin Pedroia, Bos.

2008—Evan Longoria, T.B.
 2009—Andrew Bailey, Oak.
 2010—Neftali Feliz, Tex.
 2011—Jeremy Hellickson, T.B.
2012—Mike Trout, LAA
 2013—Wil Myers, T.B.
 2014—Jose Abreu, Chi.
 2015—Carlos Correa, Hou.
 2016—Michael Fulmer, Det.
 2017—Aaron Judge, N.Y.

NATIONAL LEAGUE

1947—Jackie Robinson, Bkn. ★
 1948—Alvin Dark, Bos. ★
 1949—Don Newcombe, Bkn.
 1950—Sam Jethroe, Bos.
 1951—Willie Mays, N.Y.
 1952—Joe Black, Bkn.
 1953—Jim Gilliam, Bkn.
 1954—Wally Moon, StL.
 1955—Bill Virdon, StL.
 1956—Frank Robinson, Cin.
 1957—Jack Sanford, Phi.
 1958—Orlando Cepeda, S.F.
 1959—Willie McCovey, S.F.
 1960—Frank Howard, L.A.
 1961—Billy Williams, Chi.
 1962—Ken Hubbs, Chi.
 1963—Pete Rose, Cin.
 1964—Dick Allen, Phi.
 1965—Jim Lefebvre, L.A.
 1966—Tommy Helms, Cin.
 1967—Tom Seaver, N.Y.
 1968—Johnny Bench, Cin.
 1969—Ted Sizemore, L.A.
 1970—Carl Morton, Mon.
 1971—Earl Williams, Atl.
 1972—Jon Matlack, N.Y.
 1973—Gary Matthews, S.F.
 1974—Bake McBride, StL.
 1975—John Montefusco, S.F.
 1976—Butch Metzger, S.D.
 Pat Zachry, Cin.
 1977—Andre Dawson, Mon.

1978—Bob Horner, Atl.
 1979—Rick Sutcliffe, L.A.
 1980—Steve Howe, L.A.
 1981—Fernando Valenzuela, L.A.
 1982—Steve Sax, L.A.
 1983—Darryl Strawberry, N.Y.
 1984—Dwight Gooden, N.Y.
 1985—Vince Coleman, StL.
 1986—Todd Worrel, StL.
 1987—Benito Santiago, S.D.
 1988—Chris Sabo, Cin.
 1989—Jerome Walton, Chi.
 1990—Dave Justice, Atl.
 1991—Jeff Bagwell, Hou.
 1992—Eric Karros, L.A.
 1993—Mike Piazza, L.A.
 1994—Raul Mondesi, L.A.
 1995—Hideo Nomo, L.A.
 1996—Todd Hollandsworth, L.A.
 1997—Scott Rolen, Phi.
 1998—Kerry Wood, Chi.
 1999—Scott Williamson, Cin.
 2000—Rafael Furcal, Atl.
 2001—Albert Pujols, StL.
 2002—Jason Jennings, Col.
 2003—Dontrelle Willis, Fla.
 2004—Jason Bay, Pit.
 2005—Ryan Howard, Phi.
 2006—Hanley Ramirez, Fla.
 2007—Ryan Braun, Mil.
 2008—Geovany Soto, Chi.
 2009—Chris Coghlan, Fla.

2010—Buster Posey, S.F.
 2011—Craig Kimbrel, Atl.
 2012—Bryce Harper, Was.
 2013—Jose Fernandez, Mia.
 2014—Jacob deGrom, N.Y.
 2015—Kris Bryant, Chi.
 2016—Corey Seager, L.A.
 2017—Cody Bellinger, L.A.

★ Combined Selection

MLB

SHARE THE GAME WITH THE NEXT GENERATION

GET INVOLVED AT PLAY BALL.org



PLAY BALL

USA BASEBALL | USA SOFTBALL

PROUD PARTNERS





2018 IMPORTANT DATES



MAJOR LEAGUE BASEBALL • IMPORTANT DATES

THESE DATES WILL BE USED UNLESS OTHERWISE NOTIFIED



2018

JANUARY

- 12 Salary arbitration exchange date
- 29 Through Feb. 16- Salary Arbitration Hearings

FEBRUARY

- 14 The voluntary date on which all pitchers, catchers and injured players on a Major League roster may be invited to attend Spring Training workouts
First date players may be placed on the 60-Day Disabled List
- 15 All Outright Waivers in effect expire at 5:00pm ET
- 16 New waiver period begins
- 17 First date weekend waivers will be processed; continues through end of season
- 19 The voluntary date on which all position players on a Major League roster may be invited to attend Spring Training workouts
- 23 Anticipated start of Spring Training games among Major League Clubs
- 24 The mandatory date all players must report to Spring Training

MARCH

- 2 First date to renew Major League contracts
- 4 First date Clubs may ask waivers on selected Rule 5 or draft-excluded players
- 9 First date Clubs may assign selected Rule 5 or draft-excluded players
- 11 Last date to renew Major League contracts
Last date to request UR Waivers and owe 30 days' termination pay (Before 2:00pm ET)
- 12 UR Waivers requested today (until 2:00pm ET on March 26) Club will owe player 45 days' termination pay
- 13 Last date to assign an injured player to a Minor League Club, if permissible
- 19 Last date a XX(B) player signed to a Minor League contract qualifies for a Retention Bonus
- 24 Last date to select or release a XX(B) "Retention Bonus" player before a bonus obligation
- 26 Last date to request UR Waivers and owe 45 days' termination pay (Before 2:00pm ET)
The earliest date that a Club may backdate a placement on the 10-day Disabled List
- 29 Official opening of 2018 season - rosters reduced to 25

APRIL

- 5 First date 10-day Disabled List players may be reinstated, if permissible
- 8 First date optioned players may be recalled, if permissible
- 27 Waivers secured on or after February 16th expire at 5:00pm ET
- 28 New waiver period begins

MAY

- 15 International player registration deadline
Earliest date Clubs may re-sign Major League players they released after August 31, 2017
- 28 First date that players on the 60-day disabled list may be reinstated, if permissible
Start of Closed Period - First-Year Player Draft

JUNE

- 1 XX(B) "Retention Bonus" player may require release if not added to 25-man roster
- 4-6 2018 First-Year Player Draft
- 15 End of 2017 - 2018 International signing period
- 16 First date Clubs may trade a XX(B) player without his consent
- 21 Release of the 2018 - 2019 signing period registration list

JULY

- 2 Beginning of 2018 - 2019 International signing period
- 6 Signing deadline for Rule 4 drafted players - 5:00pm ET
- 11 Forfeited Pick Lottery, if necessary
- 17 All-Star Game at Nationals Park, Washington DC
- 31 Trade deadline - 4:00pm ET
Waivers secured on or after April 28, 2018 expire at 5:00pm ET

AUGUST

- 1 New waiver period begins - Trade Waivers now required
- 15 Last date to select player to avoid draft-excluded status
- 29 Unconditional Release Waivers must be requested by 2:00pm ET to avoid May 15, 2019 signing restriction
- 31 Post-season eligibility lists are established by 11:59pm ET
Secured Outright Waivers expire by 11:59pm ET

SEPTEMBER

- 1 Active Major League player limit increased from 25 to 40
New Outright Waiver period - secured waivers are good for seven days
- 23 Last day to trade any player until end of championship season - Noon ET
- 30 Last scheduled day of the 2018 championship season
Last weekend date waivers will be processed until next Spring Training

OCTOBER

- 1 All players on optional assignment must be recalled
All players on the 7-day and the 10-day Disabled Lists must be reinstated
First date players may be traded between Major League Clubs without waivers
Injured players now may be assigned to Minor Leagues until November 20, 2018, if permissible
(unless play-in game necessary)

1 - 15 Article XX(D) Free Agency period

DATES BASED ON END OF WORLD SERIES

- 1st Day After Eligible XX(B) players become free agents at 9:00am ET
- 4th Day After Last date to request waivers on draft-excluded players until next spring
- 5th Day After Last date to reinstate players from the 60-day Disabled List
Last date to outright potential Minor League free agent without Major League contract, if permissible (Before 5:00pm ET)
Last date for former Club to tender qualifying offer to XX(B) players
XX(B) free agents may sign with any Club at 5:00pm ET
Minor League players become free agents at 5:00pm ET, if applicable
- 15th Day After Last date for XX(B) player to accept qualifying offer from former Club

NOVEMBER

- 10 Outright Waivers secured on or after September 1 expire at 5:00pm ET
- 11 New waiver period begins
- 16 Last date to ask Outright Waivers on an injured player, if permissible
- 20 Last date to outright an injured player to the Minor Leagues, per Article XIX(C)
Reserve lists for all Major and Minor League levels filed, by 8:00pm ET
- 28 Last date prior to tender deadline to ask outright waivers on a player without a 2019 Major League contract
- 30 Tender deadline

DECEMBER

- 2 First date that assignable draft selections may be traded
- 6 Last date to request Outright Waivers to assign player prior to Rule 5 Draft
- 10 Last date to outright a player prior to the Rule 5 Draft
- 13 Major League Rule 5 Draft - Winter Meetings, Las Vegas, NV

SPRING TRAINING

The Angels will hold Spring Training at Tempe Diablo Stadium for the 26th consecutive season





TEMPE DIABLO STADIUM



The Angels will hold Spring Training for the 26th consecutive season (since 1993) in Tempe, AZ, where the Club plays home games at Tempe Diablo Stadium.

The Halos initially signed a 25-year lease (including two five-year options) with the city of Tempe on July 25, 1991, making Tempe Diablo Stadium their Spring Training facility until 2017. On November 8, 2004, the Angels and the city agreed to an extended lease through the year 2025. As part of the new lease agreement, the complex was expanded and renovated to include the Club's minor league spring operations, a project that was completed in time for the 2006 Spring Training. Additional improvements completed in the renovation included: practice fields expanded and constructed to create four additional lighted ball fields; refurbished clubhouses and expanded dugouts; new state-of-the-art seating and a new sound system.

Tempe Diablo Stadium, which is owned and operated by the City of Tempe Parks and Recreation Department, previously housed the Seattle Pilots/Milwaukee Brewers (1969-71) and Seattle Mariners (1977-92).

In 1992, the stadium was completely rebuilt and renovated with the combined efforts of HOK Sports Facilities Group and the Angels. Groundbreaking for the stadium took place, Apr. 22, 1992 and cost an estimated \$5.8 million to complete. Two-thirds of the funding was provided by Maricopa County and one-third by the city of Tempe. All revenues from food and beverage concessions, parking, souvenirs and in-stadium advertising are shared equally by the City of Tempe and the Angels, while the city receives 20% of revenues from ticket sales.

Dedication ceremonies for Tempe Diablo Stadium took place Feb. 27, 1993, with the Angels playing their first spring home game, Mar. 7, 1993 against Oakland.

The new Tempe Diablo Stadium complex includes six-and-a-half practice fields in addition to the main stadium, which was dedicated as Gene Autry Field in 1999 in honor of the former Angels owner who passed away after the 1998 season.

TEMPE DIABLO FACTS & FIGURES

Address (MLB): 2200 W. Alameda, Tempe, AZ 85282
Address (Minors): 2225 W. Westcourt Way, Tempe, AZ 85282
Owners: City of Tempe Parks and Recreation Department
Tenant: Los Angeles Angels
Architect: DLR Group (2006 renovation)/HOK Sports (1992)
Builder: Moline Construction (2006)/Weitz Company (1992)
Cost: 20 million (2006 est.)/5.8 million (1992 est.)
Groundbreaking Dates: Apr. 13, 2005/Apr. 22, 1992
Stadium Area: 75 acres

Parking Facilities: East and West parking lots with nearly 1,350 paved parking spaces; one disabled accessible entry ramp, field and service access.

Seating Capacity: 9,708

3,110:	Field Box Seats	503:	Grandstand seats
3,013:	Field MVP Seats	2,600:	Lawn seats (estimate)
291:	HomePlate MVP	150:	Bud Patio Pavilion
41:	Suites		

FAN ACCOMMODATIONS

(All with disabled access)

3 Women's Restrooms	1 Guest Services Office
3 Men's Restrooms	1 First Aid Station
1 Family Restroom	1 Box Office
5 Concession Stands	8 Ticket Windows
1 Walk-In Team Store	2 Picnic Areas

DIMENSIONS

Left Field Line	340'
Right Field Line	360'
Power Alleys	400'
Center	420'

Fence height is eight feet and playing turf is bermuda



TEMPE DIABLO STADIUM



ANGELS SPRING TRAINING SITES

Beginning in 1961, the Angels played their Spring Training contests at Angels Stadium in Palm Springs (Coachella Valley). The facility was formerly called the Polo Grounds until switching its name in 1964.

On Dec. 19, 1965, the Angels signed an agreement to also hold Spring Training in Holtville, CA, located approximately 10 miles east of El Centro. The Club annually spent 10 days to two weeks at the four-diamond complex from 1966 through 1979, before returning on a full-time basis to Palm Springs in 1980.

In 1982 and 1983, the Angels divided spring headquarters between Casa Grande, AZ and Palm Springs.

On Apr. 1, 1992, the Halos defeated San Diego, 3-1 at Angels Stadium in the final exhibition game of Spring Training. The contest was historic in that it marked the final Spring Training game for the Angels in Palm Springs, CA, their Cactus League home for 32 years.

1961-65	Palm Springs, CA
1966-79	Holtville, CA/ Palm Springs, CA
1980-81	Palm Springs, CA

1982-83	Casa Grande, AZ/Palm Springs, CA
1984-92	Mesa, AZ/Palm Springs, CA
1993-Present	Tempe, AZ



Hall-of-Famers Don Drysdale and Dick Enberg broadcasting the game from atop the press box in Palm Springs



Nolan Ryan

SPRING TRAINING



ANGELS SPRING TRAINING INFORMATION



MAJOR LEAGUE CAMP

Tempe Diablo Stadium
 2200 West Alameda Drive
 Tempe, AZ 85282
 (480) 350-5205 (Main Info. Line)
 (480) 350-5265 (Stadium Manager)
 (480) 858-7573 (Press Box)
 @diablostadium

TEMPE DIABLO STADIUM STAFF

Jerry Hall..... Tempe Diablo Stadium Manager
 Mike Clark..... Public Works Supervisor (lead groundscrew)
 Mike Armfield..... Recreation Supervisor
 Janelle Wakefield..... Spring Training Receptionist

MINOR LEAGUE CAMP

Tempe Diablo Minor League Complex
 2225 W. Westcourt Way
 Tempe, AZ 85282
 (480) 858-7558

ANGELS MINOR LEAGUE STAFF

Brett Crane Minor League Equipment / Administration Manager, Tempe
 Aaron Wiedeman Assistant Minor League Equipment Manager, Tempe / Video Editor

FRED HANEY MEMORIAL AWARD

Awarded to the outstanding Angels' rookie(s) during Spring Training.

- | | |
|--|-----------------------------------|
| 1980 — Alfredo Martinez | 1999 — Mike Fyhrie & Keith Luuloa |
| 1981 — Mike Witt | 2000 — Bengie Molina |
| 1982 — Angel Moreno | 2001 — David Eckstein |
| 1983 — Mike Brown | 2002 — Gary Johnson |
| 1984 — Ron Romanick | 2003 — Dusty Bergman |
| 1985 — Pat Clements, Jack Howell, Wally Joyner | 2004 — Brian Specht |
| 1986 — Wally Joyner | 2005 — Maicer Izturis |
| 1987 — Devon White | 2006 — Kendrys Morales |
| 1988 — Frank DiMichele | 2007 — Nick Gorneault |
| 1989 — Dante Bichette | 2008 — Darren O' Day |
| 1990 — John Orton | 2009 — Matt Brown |
| 1991 — Bobby Rose | 2010 — Michael Kohn |
| 1992 — Chad Curtis | 2011 — Mark Trumbo |
| 1993 — Darryl Scott | 2012 — Kole Calhoun |
| 1994 — Jim Edmonds | 2013 — Luis Jimenez |
| 1995 — No recipient due to strike | 2014 — Matt Logg |
| 1996 — George Arias | 2015 — Drew Rucinski |
| 1997 — Jason Dickson | 2016 — Rafael Ortega |
| 1998 — Troy Glas | 2017 — Nolan Fontana |



2018 SPRING TRAINING SCHEDULE



DAY	DATE	OPPONENT	LOCATION	TIME	
	2/23	Fri.	Oakland	Mesa	12:05 PM
	2/24	Sat.	Milwaukee	Tempe Diablo Stadium	12:10 PM
	2/25	Sun.	San Diego	Tempe Diablo Stadium	12:10 PM
	2/26	Mon.	San Diego	Peoria	12:10 PM
	2/27	Tues.	Colorado	Scottsdale	12:10 PM
	2/28	Wed.	Cleveland	Tempe Diablo Stadium	12:10 PM
	3/1	Thurs.	San Francisco	Scottsdale	12:05 PM
	3/2	Fri.	Chicago (N.L.)	Tempe Diablo Stadium	12:10 PM
	3/3	Sat.	Seattle	Peoria	5:40 PM
	3/4	Sun.	Colorado	Tempe Diablo Stadium	12:10 PM
	3/5	Mon.	Cincinnati	Goodyear	12:05 PM
	3/6	Tues.	Arizona	Scottsdale	12:10 PM
	3/7	Wed.	Los Angeles (N.L.)	Tempe Diablo Stadium	12:10 PM
	3/8	Thurs.	Oakland	Mesa	12:05 PM
	3/9	Fri.	Chicago (N.L.)	Mesa	12:05 PM
	3/10	Sat.	San Francisco	Tempe Diablo Stadium	12:10 PM
			San Francisco	Scottsdale	12:05 PM
	3/11	Sun.	Texas	Tempe Diablo Stadium	1:10 PM
	3/12	Mon.	Cincinnati	Tempe Diablo Stadium	1:10 PM
	3/13	Tue.	OFF DAY		
	3/14	Wed.	Cleveland	Goodyear	1:05 PM
	3/15	Thurs.	Colorado	Scottsdale	1:10 PM
			Chicago (A.L.)	Tempe Diablo Stadium	6:10 PM
	3/16	Fri.	Colorado	Tempe Diablo Stadium	1:10 PM
	3/17	Sat.	Seattle	Peoria	1:10 PM
	3/18	Sun.	Texas	Scottsdale	1:05 PM
	3/19	Mon.	Seattle	Tempe Diablo Stadium	6:10 PM
	3/20	Tues.	Arizona	Tempe Diablo Stadium	1:10 PM
	3/21	Wed.	OFF DAY		
	3/22	Thurs.	Los Angeles (N.L.)	Glendale	7:05 PM
	3/23	Fri.	Oakland	Tempe Diablo Stadium	1:10 PM
	3/24	Sat.	Arizona	Tempe Diablo Stadium	1:10 PM
	3/25	Sun.	Los Angeles (N.L.)	Angel Stadium	6:07 PM
	3/26	Mon.	Los Angeles (N.L.)	Dodger Stadium	7:10 PM
	3/27	Tues.	Los Angeles (N.L.)	Dodger Stadium	7:10 PM

All Times are Pacific Standard Time

Red Indicates Home Game

Game Times Subject to Change





2017 SPRING TRAINING STATS



NAME	BA	SLG	OBP	G	AB	R	H	TB	2B	3B	HR	RBI	SH	SF	BFP	BB	IBB	SO	SB	CS	GDP	Pinch Hit					
																						E	H	HR	RBI		
Ackley	.238	.286	.273	10	21	3	5	6	1	0	0	3	0	0	0	1	0	2	0	1	2	0	4	1	0	0	
C. Adams	.000	.000	.000	2	2	0	0	0	0	0	0	0	0	0	0	0	0	1	0	0	0	0	0	0	0	0	
Alley	---	---	---	0	0	0	0	0	0	0	0	0	0	0	0	0	0	0	0	0	0	0	0	0	0	0	
Arcia	.125	.125	.111	8	1	1	1	1	0	0	0	1	0	0	0	0	0	0	0	0	0	0	0	3	0	0	0
Baldouin	---	---	---	1	0	1	0	0	0	0	0	0	0	0	0	0	0	0	0	0	0	0	0	0	0	0	
Bash	.667	1.000	.667	1	1	1	1	1	1	0	1	0	0	0	0	0	0	0	0	0	0	0	0	3	2	0	0
Briceno	.429	.571	.429	8	7	0	3	4	1	0	2	0	0	0	0	0	0	0	0	0	0	0	0	1	0	0	0
Calhoun	.235	.324	.288	23	68	11	16	22	3	0	1	8	1	0	1	0	4	14	2	0	0	0	3	0	0	0	0
Cowart	.138	.207	.235	20	44	4	6	2	0	0	0	0	0	0	0	1	0	4	0	0	0	0	0	0	0	0	0
Cron	.297	.541	.354	26	74	13	22	40	4	1	4	11	0	1	1	6	0	10	3	2	1	0	1	0	0	0	0
Daniel	---	---	---	1	0	0	0	0	0	0	0	0	0	0	0	1	0	0	0	0	0	0	0	0	0	0	0
Escobar	.200	.255	.302	19	55	7	11	14	0	0	1	5	0	0	0	8	0	7	0	1	1	3	0	0	0	0	0
Espinoza	.203	.275	.247	24	69	6	12	17	5	0	3	11	1	0	0	4	0	23	1	1	5	0	0	0	0	0	0
Fletcher	.357	.464	.438	15	28	7	10	13	3	0	0	4	0	0	1	3	0	4	3	0	0	0	0	2	1	0	0
Flores	.286	.321	.323	19	28	1	8	9	1	0	0	4	1	1	0	2	0	4	2	0	0	0	1	3	1	0	2
Fontana	.311	.511	.415	23	45	11	14	23	2	1	0	9	1	0	0	8	0	5	2	0	0	0	2	2	0	0	0
Foster	.333	.667	.333	6	3	0	1	2	1	0	1	0	0	0	0	0	0	2	0	1	0	0	0	0	0	0	0
Hermosillo	.333	.733	.375	15	15	3	5	11	1	1	1	4	0	0	0	1	0	5	0	0	0	1	1	0	0	0	0
Hinshaw	1.000	1.000	1.000	4	1	1	1	0	0	0	0	0	0	0	0	0	0	0	0	0	0	0	0	0	0	0	0
Houchins	.500	.500	.500	2	2	0	1	1	0	0	0	0	0	0	0	0	0	0	0	0	0	0	0	2	1	0	0
Hunter	.000	.000	.000	1	2	0	0	0	0	0	0	0	0	0	0	0	0	2	0	0	0	0	0	0	0	0	0
Johnson	.300	.400	.333	21	20	5	6	8	2	0	0	1	2	0	0	1	0	6	3	0	1	0	2	1	0	0	0
Jones	.000	.000	.000	2	2	0	0	0	0	0	0	0	0	0	0	0	0	0	0	0	0	0	0	0	0	0	0
Just	---	---	---	1	0	0	0	0	0	0	0	0	0	0	0	0	0	0	0	0	0	0	0	0	0	0	0
Jack Kruger	.571	.714	.571	5	7	0	4	5	1	0	0	1	0	0	0	0	1	1	0	0	0	0	0	5	4	0	1
LaMarre	.519	.396	.519	13	25	11	8	13	3	0	0	0	0	0	0	0	0	1	0	0	0	1	5	2	1	3	
Lund	---	---	---	1	0	0	0	0	0	0	0	0	0	0	0	0	0	0	0	0	0	0	0	0	0	0	0
Maldonado	.120	.180	.224	21	50	6	6	9	0	0	0	1	6	0	1	6	0	20	0	0	0	0	3	2	0	0	0
Marte	.292	.514	.381	27	72	11	21	37	7	0	3	13	1	3	8	2	0	9	1	2	0	0	0	0	0	0	0
Maybin	.188	.229	.333	20	48	7	9	11	2	0	0	3	0	1	1	10	0	18	5	1	0	0	0	0	0	0	0
Montgomery	.000	.000	.000	1	2	1	0	0	0	0	0	0	0	0	0	0	0	0	0	0	0	0	0	0	0	0	0
Moyer	.000	.000	.000	1	1	0	0	0	0	0	0	0	0	0	0	0	0	0	0	0	0	0	0	0	0	0	0
Navarro	.188	.250	.289	23	32	6	6	8	2	0	0	1	0	1	0	1	0	5	4	1	1	0	0	0	1	1	0
Pennington	.359	.385	.444	19	39	6	14	15	1	0	0	2	0	0	0	6	0	9	2	2	1	0	0	0	0	0	0
Peretz	.182	.455	.217	20	44	7	8	20	1	1	3	10	0	0	0	2	0	5	0	0	0	1	2	0	0	0	0
Pujols	.356	.622	.431	16	45	8	16	23	3	0	0	3	0	0	0	6	0	7	1	0	0	0	0	0	0	0	0
Ramer	.000	.000	.000	2	1	0	0	0	0	0	0	0	0	0	0	0	0	0	0	0	0	0	0	0	0	0	0
Revere	.411	.554	.484	25	56	9	23	31	3	1	1	10	1	0	0	8	0	3	5	3	0	0	3	1	0	0	0
Robinson	.294	.443	.351	24	34	3	10	15	1	0	0	0	0	0	0	0	0	1	2	0	0	0	1	2	0	0	0
Rosa	.000	.000	.000	2	1	0	0	0	0	0	0	0	0	0	0	0	0	0	0	0	0	0	0	0	0	0	0
Sanchez	.333	.433	.344	19	30	2	10	13	3	0	0	6	0	1	0	1	0	12	0	0	0	0	1	5	2	0	1
Schmkecht	---	---	---	1	0	0	0	0	0	0	0	0	0	0	0	0	0	0	0	0	0	0	0	0	0	0	0
Serena	---	---	---	1	0	0	0	0	0	0	0	0	0	0	0	0	0	0	0	0	0	0	0	0	0	0	0
Simmons	.222	.278	.263	7	18	3	4	5	1	0	0	2	0	0	0	1	0	3	0	0	0	0	0	0	0	0	0
Tejada	.000	.000	.000	4	1	0	0	0	0	0	0	0	0	0	0	0	0	0	0	0	0	0	0	0	0	0	0
Theiss	.313	.313	.389	13	16	2	5	5	0	0	0	1	0	0	0	1	0	2	3	0	0	0	1	1	0	0	0
Trout	.279	.475	.389	23	61	8	17	29	7	1	1	6	0	0	2	9	0	13	5	0	0	0	0	0	0	0	0
Valbuena	.200	.320	.310	10	25	1	5	8	3	0	0	4	0	0	0	4	0	5	0	0	0	0	0	0	0	0	0
Ward	1.000	1.000	1.000	2	1	1	0	1	0	0	0	0	0	0	0	0	0	0	0	0	0	0	0	1	1	0	0
Way	.250	.250	.250	4	4	1	1	1	0	0	0	0	0	0	0	0	0	2	0	0	0	0	0	1	1	0	0
Williams	.188	.188	.263	22	16	3	3	3	0	0	0	2	0	1	0	2	0	4	2	1	0	0	2	0	0	0	0
Yacincich	---	---	---	2	0	1	0	0	0	0	0	0	0	0	0	0	0	0	0	0	0	0	0	0	0	0	0
Young	.236	.473	.354	30	55	16	13	26	3	2	2	4	1	0	4	6	0	4	4	1	2	0	0	1	0	0	0
TEAM	.264	.400	.341	35	1168	184	308	467	68	11	23	164	8	10	16	127	0	224	53	22	26	29	49	18	1	7	0
OPPONENTS	.259	.447	.322	35	1192	173	309	533	76	14	40	160	2	6	10	103	0	294	27	18	25	32	40	9	1	1	0

NAME	W	L	ERA	G	GS	CG	GF	SHO	SV	INN	H	BFP	AB	R	ER	HR	SH	SF	BHP	BB	IBB	SO	WP	BK	BA
Alvarez	0	0	3.38	8	0	0	0	0	0	8.0	9	33	33	3	3	1	0	0	0	0	0	6	0	0	.273
Anderson	1	1	6.35	6	0	0	1	0	1	5.2	7	25	24	4	4	1	0	0	0	0	0	5	0	0	.292
Bailey	0	0	6.48	9	0	0	0	0	0	8.1	7	39	31	6	6	1	0	0	0	8	0	11	0	0	.226
Banuelos	0	0	2.08	4	1	0	0	0	0	8.2	7	39	32	3	2	1	0	0	0	7	0	5	0	0	.219
Bedrosian	1	0	0.00	9	0	0	0	0	0	9.0	4	34	31	0	0	0	0	0	0	2	0	11	0	0	.129
Campos	0	0	22.50	2	0	0	0	0	0	2.0	3	11	9	5	5	2	0	0	0	2	0	2	0	0	.333
Chavez	2	0	3.06	5	5	0	0	0	0	17.2	22	71	71	7	6	3	0	0	0	0	0	14	0	0	.310
Cox	0	0	81.00	1	0	0	0	0	0	0.1	3	5	4	3	3	0	0	0	0	1	0	0	0	0	.750
De Los Santos	0	0	2.08	5	0	0	0	1	4	1	5	19	17	1	1	1</									



SPRING TRAINING RECORDS & ATTENDANCE



(VERSUS MAJOR LEAGUE COMPETITION ONLY)

Year	Won	Lost	Ties ^A	Pct.	Home Attendance	GAMES IN ANAHEIM ONLY	Attendance
1961	7	10	-	.412	20,850	1966 — Giants 9, Angels 5	40,432
1962	16	13	-	.552	22,546	Angels 6, Giants 5	22,841
1963	18	10	-	.643	25,808	1968 — Mets 4, Angels 2	5,057
1964	14	13	-	.519	27,343	Angels 4, Giants 1	8,538
1965	9	14	-	.391	26,880	1969 — Dodgers 4, Angels 2	10,197
1966	15	13	-	.536	27,307	A's 8, Angels 6	1,741
1967	11	14	-	.440	25,725	1970 — Dodgers 4, Angels 2	18,600
1968	13	12	-	.520	28,462	Dodgers 10, Angels 4	15,620
1969	13	14	-	.481	23,289	1971 — Angels 4, Dodgers 3	21,857
1970	10	16	-	.385	22,378	1973 — Angels 5, Dodgers 4	16,308
1971	9	15	-	.375	28,290	Dodgers 5, Angels 1	19,137
1972	7	13	-	.350	23,956	1974 — Angels 7, Dodgers 5	24,634
1973	9	13	-	.409	23,656	Dodgers 9, Angels 2	25,589
1974	11	10	-	.524	24,388	Dodgers 2, Angels 0	18,265
1975	15	9	-	.625	28,187	1976 — Angels 3, Dodgers 3 (rain)	22,639
1976	8	3	-	.727	10,456	1977 — Dodgers 5, Angels 0	29,678
1977	14	13	-	.519	29,485	Dodgers 10, Angels 3	36,732
1978	15	11	-	.577	32,946	1978 — Angels 10, Dodgers 1	40,591
1979	14	11	-	.560	34,660	1979 — Angels 7, Dodgers 4	41,674
1980	6	22	-	.214	35,875	1981 — Dodgers 4, Angels 1	48,331
1981	16	9	-	.640	41,140	Angels 6, Dodgers 5	58,353
1982	12	12	-	.500	45,099	1982 — Dodgers 5, Angels 4	61,026
1983	15	9	1	.625	50,421	1983 — Angels 7, Dodgers 4	57,408
1984	13	12	0	.520	43,463	Dodgers 4, Angels 2	62,877
1985	15	11	0	.577	48,102	1984 — Dodgers 7, Angels 0	62,921
1986	15	14	0	.517	53,158	1985 — Dodgers 1, Angels 0	★62,968
1987	15	15	0	.500	57,527	Dodgers 9, Angels 7	37,888
1988	15	14	0	.517	58,847	1986 — Angels 10, Dodgers 8	61,538
1989	14	15	0	.483	56,034	1987 — Angels 1, Dodgers 0	42,273
1990	6	10	0	.375	14,324	Angels 2, Dodgers 1	61,272
1991	13	15	0	.464	57,399	1988 — Angels 6, Dodgers 1	41,511
1992	16	13	0	.552	55,983	1989 — Dodgers 3, Angels 1	45,795
1993	14	16	0	.467	94,103	Angels 8, Dodgers 7	58,874
1994	10	19	0	.345	90,800	1990 — Dodgers 5, Angels 4	47,555
1995*	13	12	1	.520	27,687	1991 — Dodgers 3, Angels 1	59,090
1995#	7	4	1	.636	9,782	Angels 6, Dodgers 4	43,011
1996	21	10	1	.677	68,270	1992 — Angels 1, Dodgers 0	55,983
1997	9	21	0	.300	50,544	1993 — Angels 5, Dodgers 3	46,768
1998	16	15	1	.516	59,810	Padres 6, Angels 4	15,534
1999	13	15	0	.464	62,610	1994 — Angels 5, Dodgers 2	47,735
2000	14	16	0	.467	59,291	Angels 5, Dodgers 4	21,221
2001	15	19	0	.441	84,882	1995 — Angels 4, Dodgers 1*	22,452
2002	17	15	1	.531	82,658	Angels 7, Padres 7#	1,770
2003	9	20	3	.323	96,114	Angels 12, Padres 4#	1,294
2004	19	13	1	.591	106,351	1996 — Dodgers 6, Angels 2	42,038
2005	21	11	1	.651	106,690	1997 — Angels 5, Dodgers 1	31,897
2006	18	11	2	.597	94,739	Angels 2, Dodgers 0	18,647
2007	19	14	0	.576	100,304	1998 — Dodgers 8, Angels 1	39,541
2008	18	9	3	.667	118,191	1999 — Dodgers 8, Angels 1	28,405
2009	24	7	1	.774	101,530	2000 — Angels 6, Padres 4	16,281
2010	10	14	4	.417	106,553	2001 — Angels 6, D-Backs 5	14,872
2011	18	13	1	.562	88,893	2002 — Angels 4, Rockies 2	12,765
2012	19	12	2	.613	★130,126	Angels 8, Rockies 3	12,201
2013	10	20	4	.333	122,587	Dodgers 5, Angels 3	30,501
2014	19	11	2	.633	108,956	Dodgers 6, Angels 5	37,082
2015	15	14	2	.517	111,672	2004 — Angels 10, Dodgers 4	43,281
2016	19	8	6	.517	112,826	Angels 13, Dodgers 5	39,368
2017	19	13	-	.594	114,780	2005 — Angels 8, Dodgers 3	43,619
						2006 — Angels 0, Dodgers 0	43,481
						Angels 4, Dodgers 2	43,267
						2007 — Angels 4, Dodgers 2	43,777
						2008 — Angels 2, Dodgers 2	38,863
						Angels 11, Padres 3	40,468
						2009 — Angels 5, Padres 4	30,609
						2010 — Angels 4, Dodgers 3	40,368
						2011 — Angels 9, Padres 2	28,017
						Angels 5, Dodgers 1	27,779
						2012 — Angels 12, Dodgers 3	33,111
						2013 — Angels 2, Dodgers 1	&44,717
						2014 — Angels 6, Dodgers 2	43,553
						2015 — Angels 3, Dodgers 2	34,932
						Angels 6, Dodgers 0	39,143
						2016 — Angels 8, Dodgers 1	42,643
						Angels 6, Cubs 4	32,056
						2017 — Angels 3, Dodgers 2	31,465
						Angels 1, Dodgers 3	35,141

* 1995 Spring Training I

1995 Spring Training II

★ Tempe Diablo Spring Attendance Record - 10 sellouts

^ Club did not begin keeping records of ties until 1983

Single-Game Attendance Record, Tempe Diablo Stadium

9,765 Mar. 24, 2002, Angels 13, Giants 3

* 1995 Spring Training I

1995 Spring Training II

★ Anaheim Stadium Freeway Series Attendance Record

& Angel Stadium Freeway Series Attendance Record

WELCOME TO ANGEL STADIUM ANAHEIM



SEATING LEVEL

- DUGOUT MVP (FRONT ROW)
- FIELD HALL OF FAME (ROWS D-H)
- FIELD MVP (ROWS J-Z)
- TERRACE MVP
- FIELD ALL-STAR FRONT ROW
- FIELD ALL-STAR
- TERRACE ALL-STAR
- FIELD BOX FRONT ROW
- FIELD BOX
- TERRACE BOX
- FIELD RESERVED
- LOWER VIEW MVP
- LOWER VIEW ALL-STAR
- VIEW MVP
- LOWER VIEW BOX
- VIEW ALL-STAR
- UPPER VIEW
- RIGHT FIELD HALL OF FAME (FRONT ROW)
- RIGHT FIELD MVP
- RIGHT FIELD PAVILION
- LEFT FIELD PAVILION

PREMIUM SEATING

- LEXUS DIAMOND MVP (FRONT ROW)
- LEXUS DIAMOND CLUB HALL OF FAME (ROWS D-H)
- LEXUS DIAMOND CLUB (ROWS J-W)
- CLUB MVP
- CLUB ALL-STAR
- CLUB LOGE
- LEXUS DIAMOND CLUB BOXES AND TABLES
- SUITES
- DIAMOND CLUB FIELD BOX

DISABLED SEATING

- LEXUS DIAMOND CLUB WC
- TERRACE MVP WC
- CLUB MVP WC
- TERRACE ALL-STAR WC
- CLUB LOGE WC
- TERRACE BOX WC & SEMI-AMBULATORY
- RIGHT FIELD PAVILLION WC
- LEFT FIELD PAVILLION WC & SEMI-AMBULATORY



2018 PROMOTIONAL EVENTS CALENDAR

- 4/2 Opening Night Wall Calendar**
Presented by U.S. Bank
- 4/3 Wall Calendar**
Presented by U.S. Bank
- 4/6 Pujols Countdown to 3,000 Action Figure**
Presented by Muscle Maker Grill
- 4/7 Saturday Night Fireworks**
Presented by Wells Fargo
Post-Game Movie: *The Sandlot*
- 4/17 Argyle Blanket**
Presented by Thermador
- 4/20 Corduroy Hat**
Presented by Farmer John
- 4/21 Saturday Night Fireworks**
Presented by Wells Fargo
- 4/22 MLB Network Tote**
Presented by MLB Network
- 4/28 Saturday Night Fireworks**
Presented by Wells Fargo
-
- 5/3 Poncho**
Presented by WaBa Grill
- 5/11 Simmons Bobblehead**
Presented by The Coffee Bean & Tea Leaf
- 5/12 Saturday Night Fireworks**
Presented by Wells Fargo
- 5/13 Mother's Day Sun Hat***
Presented by Timeless Skin Care
- 5/18 Han Solo Rally Monkey**
STAR WARS NIGHT
- 5/19 Saturday Night Fireworks**
Presented by Wells Fargo
-
- 6/1 Cooler Bag**
Presented by Yakult Probiotic Drink
- 6/2 Saturday Night Fireworks**
Presented by Wells Fargo
- 6/3 Youth Trout Jersey***
Presented by Angels Radio AM830
Family Sunday & Kids Run the Bases*
Presented by Yakult Probiotic Drink
- 6/5 Distressed Visor**
Presented by Bedrosian Tile & Stone
- 6/22 Trout Nutcracker**
Presented by Old Dominion
Christmas in June
- 6/23 Saturday Night Fireworks**
Presented by Wells Fargo
Post-Game Movie: *How the Grinch Stole Christmas (1966)*
Christmas in June
- 6/24 Youth Trout Jersey***
Presented by Angels Radio AM830
Family Sunday & Kids Run the Bases*
Presented by Yakult Probiotic Drink
-
- 7/7 Saturday Night Fireworks**
Presented by Wells Fargo
- 7/18 Youth Trout Jersey***
Presented by Angels Radio AM830
Family Sunday & Kids Run the Bases*
Presented by Yakult Probiotic Drink
- 7/10 Trout Shirt**
- 7/12 Ohtani Double Bobblehead**
Presented by Lawson Ticket
- 7/20 Backpack**
Presented by San Diego Zoo Safari Park
- 7/21 Eco Bag**
Presented by Nitto Tire
Saturday Night Fireworks
Presented by Wells Fargo
- 7/22 Youth Trout Jersey***
Presented by Angels Radio AM830
Family Sunday & Kids Run the Bases*
Presented by Yakult Probiotic Drink
- 7/27 Hawaiian Bucket Hat**
Presented by Fox Sports West
Hawaiian Weekend
- 7/28 Saturday Night Fireworks**
Presented by Wells Fargo
Post-Game Movie: *Despicable Me 3*
Hawaiian Weekend
- 7/29 Youth Trout Jersey***
Presented by Angels Radio AM830
Family Sunday & Kids Run the Bases*
Presented by Yakult Probiotic Drink
-
- 8/6 Trading Card Pack**
Presented by Topps
- 8/7 Trout 27th Birthday Shirt**
Presented by Microsemi
- 8/10 Vladimir Guerrero HOF Bobblehead**
Presented by Automobile Club of Southern California
- 8/11 Saturday Night Fireworks**
Presented by Wells Fargo
- 8/12 Youth Trout Jersey***
Presented by Angels Radio AM830
Family Sunday & Kids Run the Bases*
Presented by Yakult Probiotic Drink
- 8/24 '80s Replica Jersey**
Presented by Pechanga Resort & Casino
Throwback Homestand
- 8/25 Saturday Night Fireworks**
Presented by Wells Fargo
Post-Game Movie: *Back to the Future*
Throwback Homestand
- 8/26 Youth Trout Jersey***
Presented by Angels Radio AM830
Family Sunday & Kids Run the Bases*
Presented by Yakult Probiotic Drink
-
- 9/14 Duck Call**
Ducks Night
- 9/15 Saturday Night Fireworks**
Presented by Wells Fargo
- 9/29 Team Photo**
Saturday Night Fireworks
Presented by Wells Fargo
Fan Appreciation

*Youth Jersey for first 10,000 fans ages 3-13, while supplies last

*Participatory event for children ages 3-13

*First 20,000 adults, while supplies last



2018 ANGELS BASEBALL

SEASON SCHEDULE

MARCH / APRIL

SUN	MON	TUE	WED	THU	FRI	SAT
25 LAD* 6:07PM	26 LAD* 7:10PM	27 LAD* 7:10PM	28	29 OAK 1:05PM	30 OAK 7:05PM	31 OAK 1:05PM
1 OAK 1:05PM	2 CLE 7:07PM	3 CLE 7:07PM	4 CLE 1:07PM	5	6 OAK 7:07PM	7 OAK 6:07PM
8 OAK 1:07PM	9 TEX 5:05PM	10 TEX 5:05PM	11 TEX 5:05PM	12 KC 5:15PM	13 KC 5:15PM	14 KC 4:15PM
15 KC 11:15AM	16	17 BOS 7:07PM	18 BOS 7:07PM	19 BOS 7:07PM	20 SF 7:07PM	21 SF 6:07PM
22 SF 1:07PM	23 HOU 5:10PM	24 HOU 5:10PM	25 HOU 11:10AM	26	27 NYY 7:07PM	28 NYY 6:07PM
29	30					

MAY

SUN	MON	TUE	WED	THU	FRI	SAT
		1 BAL 7:07PM	2 BAL 7:07PM	3 BAL 7:07PM	4 SEA 7:10PM	5 SEA 6:10PM
6 SEA 1:10PM	7	8 COL 5:40PM	9 COL 12:10PM	10 MIN 7:07PM	11 MIN 7:07PM	12 MIN 6:07PM
13 MIN 1:07PM	14 HOU 7:07PM	15 HOU 7:07PM	16 HOU 6:40PM	17 TB 7:07PM	18 TB 7:07PM	19 TB 6:07PM
20 TB 1:07PM	21	22 TOR 4:07PM	23 TOR 4:07PM	24 TOR 9:37AM	25 NYY 4:05PM	26 NYY 4:15PM
27 NYY 10:05AM	28 DET 10:10AM	29 DET 4:10PM	30 DET 4:10PM	31 DET 10:10AM		

JUNE

SUN	MON	TUE	WED	THU	FRI	SAT
					1 TEX 7:07PM	2 TEX 6:07PM
3 TEX 1:07PM	4 KC 7:07PM	5 KC 7:07PM	6 KC 7:07PM	7	8	9 MIN 5:10PM
10 MIN 11:10AM	11 SEA 7:10PM	12 SEA 7:10PM	13 SEA 1:10PM	14	15 OAK 6:35PM	16 OAK 1:05PM
17 OAK 1:05PM	18 AZ 7:07PM	19 AZ 7:07PM	20	21 TOR 7:07PM	22 TOR 7:07PM	23 TOR 6:07PM
24 TOR 1:07PM	25	26 BOS 4:10PM	27 BOS 4:10PM	28 BOS 4:10PM	29 BAL 4:05PM	30 BAL 1:05PM

JULY

SUN	MON	TUE	WED	THU	FRI	SAT
1 BAL 10:05AM	2	3 SEA 7:10PM	4 SEA 1:10PM	5 SEA 7:10PM	6 LAD 7:07PM	7 LAD 4:15PM
8 LAD TBD	9	10 SEA 7:07PM	11 SEA 7:07PM	12 SEA 7:07PM	13 LAD 7:10PM	14 LAD 4:15PM
15 LAD 1:10PM	16	ALL STAR WEEK 2018			20 HOU 7:07PM	21 HOU 4:15PM
22 HOU 1:07PM	23 CWS 7:07PM	24 CWS 7:07PM	25 CWS 7:07PM	26 CWS 1:07PM	27 SEA 7:07PM	28 SEA 6:07PM
29 SEA 1:07PM	30	31 TB 4:10PM				

AUGUST

SUN	MON	TUE	WED	THU	FRI	SAT
			1 TB 4:10PM	2 TB 10:10AM	3 CLE 4:10PM	4 CLE 4:10PM
5 CLE 10:10AM	6 DET 7:07PM	7 DET 7:07PM	8 DET 1:07PM	9	10 OAK 7:07PM	11 OAK 6:07PM
12 OAK 1:07PM	13 SD 7:10PM	14 SD 7:10PM	15 SD 6:10PM	16 TEX 5:05PM	17 TEX 5:05PM	18 TEX 5:05PM
19 TEX 12:05PM	20 AZ 6:40PM	21 AZ 6:40PM	22	23 HOU 7:07PM	24 HOU 7:07PM	25 HOU 6:07PM
26 HOU TBD	27 COL 7:07PM	28 COL 7:07PM	29	30 HOU 5:10PM	31 HOU 5:10PM	

SEPTEMBER

SUN	MON	TUE	WED	THU	FRI	SAT
						1 HOU 4:10PM
2 HOU 11:10AM	3 TEX 5:05PM	4 TEX 5:05PM	5 TEX 5:05PM	6	7 CWS 5:10PM	8 CWS 4:10PM
9 CWS 11:10AM	10 TEX 7:07PM	11 TEX 7:07PM	12 TEX 7:07PM	13 SEA 7:07PM	14 SEA 7:07PM	15 SEA 6:07PM
16 SEA 1:07PM	17 OAK 7:05PM	18 OAK 7:05PM	19 OAK 7:05PM	20 OAK 12:35PM	21 HOU 5:10PM	22 HOU 4:10PM
23 HOU 11:10AM	24 TEX 7:07PM	25 TEX 7:07PM	26 TEX 7:07PM	27	28 OAK 7:07PM	29 OAK 6:07PM
30						

HOME GAMES

ROAD GAMES

*EXHIBITION GAMES

angels.com



All times are Pacific Time. All times are subject to change without notice.