



LA
NATIONAL LEAGUE
CHAMPIONS
2017

2018 LOS ANGELES DODGERS GUIDE

 **iHeart**MEDIA

LA AM570
SPORTS

KFI
AM 640

102.7
KIISFM

REAL
92.3
LA's Home For Hip Hop

**Dodgers**[®]

ATL
98.7

104.3
MYfm

The
PATRIOT
AM 1550

KOST 103.5

Los Angeles Dodgers.



Dodger Stadium | 1000 Vin Scully Ave. | Los Angeles, CA 90012

www.Dodgers.com | [Twitter.com/Dodgers](https://twitter.com/Dodgers) | [Facebook.com/Dodgers](https://facebook.com/Dodgers) | [Instagram.com/Dodgers](https://instagram.com/Dodgers) | Snapchat: DodgersMLB

GENERAL CLUB INFORMATION

Home: Dodger Stadium (56,000)
 Date Opened: April 10, 1962
 Franchise Founded: Brooklyn, 1890

CONTACT INFORMATION

Fan Services: (323) 224-1507
 Media Relations: (323) 224-1301
 FAX: (323) 224-1459
 Tickets: (866) DODGERS, www.dodgers.com
 Administration: (323) 224-1500
 Stadium Tours: (323) 224-1507
 Merchandise: (323) 224-1334
 Major League Baseball PR: (212) 931-7878

MINOR LEAGUE AFFILIATES

Triple-A Oklahoma City Dodgers (Pacific Coast)
 Double-A Tulsa Drillers (Texas)
 Single-A Rancho Cucamonga Quakes (California)
 Single-A Great Lakes Loons (Midwest)
 Rookie-level Ogden Raptors (Pioneer)
 Rookie-level AZL Dodgers (Arizona)
 Rookie-level DSL Dodgers (Dominican Summer)

MEDIA PARTNERS

Television: Spectrum SportsNet LA
 Radio: AM 570 LA SPORTS (English)
 Univision/KTNQ 1020 AM (Spanish)



WORLD CHAMPIONS (6)

1955 1959 1963 1965 1981 1988

NATIONAL LEAGUE CHAMPIONS (22)

1890 1899 1900 1916 1920 1941 1947 1949 1952 1953 1955 1956
 1959 1963 1965 1966 1974 1977 1978 1981 1988 2017

NL WEST CHAMPIONS (16)

1974 1977 1978 1981 1983 1985 1988 1995 2004 2008 2009
 2013 2014 2015 2016 2017

NL WILD CARD (2)

1996 2006



EXECUTIVES

Staff Directory	3-6
Executive Biographies	7-14

COACHES

Coaching Staff	15-19
Medical, Training & Clubhouse Staff	20-21

PLAYERS

40-Man Roster	24-140
Non-Roster Invitees	141-168

OPPONENTS

2017 Opponents	170-178
Dodger Record vs. Each Franchise	178
Last Trade With Each Club	178
MLB Club PR Directory	179

HISTORY & RECORDS

Year-by-Year Record	182
Individual Single-Season Records	183-184
Rookie Records	184-185
Club Single-Season Records	185-186
Club Consecutive Records	186-187
Single-Game Records	187-188
Career & Single-Season Fielding Records	189
Top 10 Batting & Pitching Career	189-191
Top 10 Batting & Pitching Season	192-195
Win/Loss Breakdown 1958-2016	196
Team Totals 1958-2016	197
Yearly Batting & Pitching Leaders 1958-2016	198-201
Games Leaders by Position	201
Home Run Records	202-205
Hit Leaders	206
Streaks, Winning & Losing	207
LA Dodger Firsts	207
Scoreless Innings Streaks	208
No-Hitters, One-Hitters, Two-Hitters	208-209
Longest Games	210
Starts, Best & Worst in Club History	211
Openers, Los Angeles	212
Opening Day Lineups	212-213
Postseason Play	214-215
Award-Winning Dodgers, Gold Gloves, Silver Sluggers	216
Longest Service to Dodgers	216
Single-Season League Leaders	217-218

All-Star Selections	219
Sporting News Awards	220
Major League Baseball Awards	221
All-Time Dodger Roster	222-227
Numerical Listing, All-Time Dodgers	228-233
Trades, All-Time	234-239
This Date in Dodger History	240-246
Dodger Hall of Famers	247
Retired Numbers	248-251
International Relations	252-253
Hall of Fame	254
Last Time It Happened	255

DODGER STADIUM

History	258-259
Firsts	260
Rainouts	261
Sellouts/Attendance	261-262
Campo Las Palmas	262
Camelback Ranch	263
Vero Beach	263
Spring Training Sites/Records	263

PLAYER DEVELOPMENT

Affiliates' Coaching Staffs	266
Past Champions	267
Record Book, Minor League	267
Minor League Player/Pitcher of the Year	268
Futures Game Participants	268
All-Time First-Round Draft Picks	268
First-Year Player Draft, 2016	269
Player Listing	270-274

MEDIA INFORMATION

Public Relations Staff	276
Media Policies	276
Broadcaster Bios	277-281
All-Time Broadcasters	282
Media Partners	282
Dodger Radio Network	282
In The Community	284
LA Dodgers Foundation	285
Dodger Stadium Diagram	286
Promotional Schedule	287
2017 Schedule	288

NOTES OF INTEREST

20-Run Games, Dodger History	151	Home Fields	84
All-Time Managers	16	International Visits to Dodgertown	39
Ballpark Seniority List	164	Nicknames, Dodger History	37
Captains, Dodger History	70	Oldest and Youngest Dodgers	66
Clinching Dates	244	Position Players Who Pitched	28
Expansion Drafts, Dodgers Lost	167	Roberto Clemente Award Nominees	42
First At-Bat Homers	32	Rule 5 Rarity	54
Garvey Write-In	105	Triple Plays	246
History of Ownership	140	Youngest Starting Pitchers	129

EXECUTIVE OFFICERS

Mark Walter Chairman and Owner
 Earvin "Magic" Johnson Owner
 Todd Boehly Owner
 Robert "Bobby" Patton, Jr. Owner
 Peter Guber Owner
 Stan Kasten President and CEO
 Tommy Lasorda Special Advisor to the Chairman
 Don Newcombe Special Advisor to the Chairman
 Andrew Friedman President, Baseball Operations
 Farhan Zaidi General Manager
 Bob Wolfe Executive Vice President
 Lon Rosen Executive Vice President and Chief Marketing Officer
 Sam Fernandez Executive Vice President and General Counsel
 Tucker Kain Chief Financial Officer
 Managing Director, Guggenheim Baseball Management
 Josh Byrnes Senior Vice President, Baseball Operations
 Erik Braverman Senior Vice President, Marketing,
 Communications & Broadcasting
 Janet Marie Smith Senior Vice President, Planning and
 Development
 Michael Wandell Senior Vice President, Corporate Partnerships

EXECUTIVE OFFICE

Cheryl Rampy Executive Assistant to President and CEO
 Desiree Juarez Administrative Assistant, EVP/CMO and CFR
 Felipe Ruiz Assistant to Tommy Lasorda

BASEBALL OPERATIONS

Ellen Harrigan Director, Baseball Administration
 Eric Potterat Director, Specialized Performance Programs
 Alex Slater Director, Baseball Development and Scouting
 Gerry Hunsicker Senior Advisor, Baseball Operations
 Pat Corrales Special Assistant to the General Manager
 Raul Ibanez Special Assistant to the General Manager
 Ethan Levitt Baseball Operations Coordinator
 Zellie Short Assistant, Baseball Operations

RESEARCH & DEVELOPMENT

Doug Fearing Director, Baseball Research & Development
 Megan Schroeder Manager, Baseball Research & Development
 Brian McBurney Manager, Baseball Systems
 Ehsan Bokhari Sr. Analyst, Baseball Research and Development
 Jimmy Buffi Sr. Analyst, Baseball Research & Development
 Dan Cervone Analyst, Baseball Research & Development
 Philip Cho Sr. Analyst, Baseball Analytics
 Scott Powers Sr. Analyst, Baseball Analytics
 John Focht Technical Lead, Baseball Systems
 Jonathan Funkhouser Sr. Developer, Baseball R&D
 Ryan Casey Developer, Baseball Systems
 Kai-Tang Chang Developer, Baseball Systems
 Jason Gilberg Analyst, Baseball Research & Development
 Nikhil Oza Analyst, Baseball Analytics
 Douglas Wachter Analyst, Baseball Operations
 Michael Voltmer Analyst, Baseball Operations
 Chethan Reddy Junior Data Engineer, Research and Development
 Ben Zauzmer Coordinator, Baseball Analytics
 Emilee Fragapane Coordinator, Research & Development

AMATEUR SCOUTING

David Finley Vice President, Amateur & International Scouting
 Billy Gasparino Director, Amateur Scouting
 John Green National Crosschecker
 Brian Stephenson National Crosschecker
 Gib Bodet Advisor, Amateur Scouting
 Jon Adkins Northeast Regional Crosschecker
 Paul Cogan Special Advisor, Amateur Scouting
 Gary Nickels Advisor, Amateur Scouting
 Jack Cressend National Pitching Crosschecker
 Alan Matthews Southeast Regional Crosschecker
 Rob St. Julien Regional Crosschecker
 Zach Fitzpatrick Coordinator, Amateur Scouting
 Garrett Ball Area Scout (GA)
 Heath Holliday Northern Texas Area Scout

Clint Bowers Area Scout (Southern TX)
 Adrian Casanova Area Scout (Southern FL, Puerto Rico)
 Brian Compton Area Scout (AZ, UT, CO, NM)
 Bobby Darwin Area Scout (Los Angeles)
 Arthur Darwin Area Scout
 Mike Diaz Part Time Scout
 Luis Faccio Part Time Scout
 Stephen Head Area Scout (NE, KS, IA, MO)
 Henry Jones Area Scout (ID, OR, AK, HI, WA)
 Lon Joyce Area Scout (NC, SC)
 Tom Kunis Area Scout (Northern CA, Northern NV)
 Marty Lamb Area Scout (IN, KY, OH, TN)
 Trey Magnuson Area Scout (MT, ND, SD, WY, MN, WI, IL, MI)
 Brent Mayne Area Scout (Southern CA, Orange & San Diego Co.)
 Paul Murphy Area Scout (NE)
 Dennis Moeller Area Scout (Central and Southern CA)
 Jonah Rosenthal Area Scout (Western PA, MD, DE, WV, VA, DC)
 Phillip Stringer Area Scout (LA, MS, AL, Western FL)
 Wes Sargent Area Scout (Florida)
 Kevin Walsh Area Scout
 Matthew Doppelt Coordinator, Video Scouting

PRO SCOUTING

Galen Carr Director, Player Personnel
 Dan Kolodin Coordinator, Professional Scouting
 Peter Bergeron Pro Scout
 Greg Booker Pro Scout
 DJ Carrasco Pro Scout
 Scott Groot Pro Scout
 Bill Latham Pro Scout
 Tydus Meadows Pro Scout
 Steve Pope Pro Scout
 Timothy Schmidt Professional Scout
 Chris Smith Pro Scout
 Matt Smith Pro Scout
 Les Walrond Pro Scout
 Craig Weissmann Professional Scout
 Vance Lovelace Special Assignment Scout
 Lee Tackett Assistant, Baseball Operations Video

INTERNATIONAL SCOUTING

Ismael Cruz Vice President, International Scouting
 Ralph Avila Senior Scouting Advisor, International Scouting
 Roman Barinas International Crosschecker
 Brian Parker International Crosschecker
 Luis Marquez Latin American Scouting Supervisor
 Javier Camps Coordinator, International Scouting
 Clifford Nutter Scouting Supervisor, Venezuela & Central America
 Mike Tosar Special Assignment Scout, Latin America
 Miguel Orozco Colombia
 Rolando Chirino Curacao
 Franco Frias Dominican Republic
 Jonathan Genao Dominican Republic
 Elvio Jimenez Dominican Republic
 Manelik Pimentel Dominican Republic
 Felvin Veloz Dominican Republic
 Laiky Uribe Dominican Republic
 Nestor Perez Europe
 Yogo Suzuki Japan
 Mike Brito Mexico
 Jeneral Soto Mexico
 Jose Valdez Mexico
 Jon Deeble Director, Pacific Rim
 Cary Broder International Scout (Pacific Rim)
 Jose Briceno International Scout (Venezuela)
 Jean Castro Venezuela
 Leon Canelon International Scout (Venezuela)
 Cristian Guzman Venezuela
 Andres Simancas Venezuela
 Oswaldo Villalobos International Scout (Venezuela)
 Tibaldo Hernandez Torres International Scout

MAJOR LEAGUE STAFF

Dave Roberts Manager
 Bob Geren Bench Coach
 Rick Honeycutt Pitching Coach
 Turner Ward Hitting Coach
 George Lombard First Base Coach
 Chris Woodward Third Base Coach
 Mark Prior Bullpen Coach
 Brant Brown Assistant Hitting Coach
 Luis Ortiz Assistant Hitting Coach
 Daniel Lehmann Game Planning/Communications Coach
 Fumimasa Ishibashi Bullpen Catcher
 Steve Cilladi Bullpen Catcher
 John Pratt Major League Video/Replay Coordinator

MAJOR LEAGUE CLUBHOUSE STAFF

Scott Akasaki Director, Team Travel
 Alex Torres Manager, Home Clubhouse
 Mitch Poole Manager, Visiting Clubhouse
 Jerry Turner Manager, Umpires' Room
 Jose Castillo Assistant Manager, Home Clubhouse
 Will Ireton Interpreter
 Bryan Lee Interpreter

MEDICAL STAFF

Ron Porterfield Director of Player Health
 Neil Rampe Head Athletic Trainer
 Nate Lucero Assistant Athletic Trainer
 Thomas Albert Assistant Athletic Trainer
 Brandon McDaniel Strength and Conditioning Coach
 Dr. Neal ElAttrache Head Team Physician
 Dr. Mary Gendy Team Physician
 Dr. John Plosay Team Physician
 Dr. Scott Takano Team Physician
 Dr. David Wallis Team Physician
 Dr. Brian Shafer Team Physician
 Yosuke Nakajima Soft Tissue Specialist
 Johnathan Erb Physical Therapist
 Andrew Otovic Coordinator, Medical & Billing

PLAYER DEVELOPMENT

Brandon Gomes Director, Player Development
 William Rhymes Assistant Director, Player Development
 Charlie Hough Senior Advisor, Player Development
 Adriana Urzua Manager, Minor League Administration
 Drew MacPhail Coordinator, Player Development
 Eric Jordan Assistant, Player Development
 Kremlin Martinez Coordinator, Assistant Pitching
 Aaron Bates Coordinator, Assistant Pitching
 Brent Minta Assistant, Pitching Department
 Christopher Gutierrez Instructor
 Clayton McCullough Field Coordinator
 Jose Vizcaino Special Instructor, Infield
 Paco Figueroa Coordinator, Hitting
 Travis Barbary Coordinator, Catching
 Ryan Sienko Coordinator, Assistant Catching
 Shaun Larkin Coordinator, Skills Development
 Cory Ritter Coordinator, Sports Science
 Joe Harrington Coordinator, Performance Science
 Don Alexander Coordinator, Pitching Logistics
 Chris Fetter Coordinator, Pitching Integration
 Gabe Ribas Coordinator, Pitching Performance
 Greg Sabat Coordinator, Rehab Pitching
 Tarrik Brock Coordinator, Outfield/Baserunning
 Brian Stoneberg Coordinator, Performance
 Kevin Orloski Rehab Athletic Trainer
 Leo Ruiz Strong Mind Coach
 Craig Wallenbrock Hitting Consultant
 Maury Wills Instructor, Roving Base Running

TRIPLE-A OKLAHOMA CITY

Bill Haselman Manager, Oklahoma City
 Bill Simas Pitching Coach, Oklahoma City
 Adam Melhuse Hitting Coach, Oklahoma City
 Luis Matos Coach, Oklahoma City
 Ryan Dennick Development Coach, Oklahoma City
 Tyler Norton Performance Coach, Oklahoma City
 Jason Kirkman Athletic Trainer, Oklahoma City

DOUBLE-A TULSA

Scott Hennessey Manager, Tulsa
 Dave Borkowski Pitching Coach, Tulsa
 Terrmel Sledge Hitting Coach, Tulsa
 Leo Garcia Coach, Tulsa
 Billy Maloney Video Assistant, Tulsa
 Shaun Alexander Performance Coach, Tulsa
 Peter Summerville Development Coach, Tulsa
 Kalie Swain Athletic Trainer, Tulsa

SINGLE-A RANCHO CUCAMONGA

Drew Saylor Manager, Rancho Cucamonga
 Conner McGuiness Pitching Coach, Rancho Cucamonga
 Justin Viele Hitting Coach, Rancho Cucamonga
 Pedro Montero Coach, Rancho Cucamonga
 Eric Yavarone Performance Coach, Rancho Cucamonga
 Graham Harboe Development Coach, Rancho Cucamonga
 Anthony D'Elia Video Assistant, Rancho Cucamonga
 Yuya Mukaihara Athletic Trainer, Rancho Cucamonga

SINGLE-A GREAT LAKES

John Shoemaker Manager, Great Lakes
 Bobby Cuellar Pitching Coach, Great Lakes
 Jair Fernandez Hitting Coach, Great Lakes
 Seth Conner Coach, Great Lakes
 Kushal Patel Video Assistant, Great Lakes
 Louis Iannotti Development Coach
 Chris Mcneely Athletic Trainer, Great Lakes

ROOKIE-ADVANCED OGDEN

Jeremy Rodriguez Manager, Ogden
 Dean Stiles Pitching Coach, Ogden
 Dustin Kelly Hitting Coach, Ogden
 Cordell Hipolito Coach, Ogden
 Tyler Duncan Development Coach
 Justin Brands Video Assistant, Ogden
 Thomas Gentile Performance Coach, Ogden
 Nick Svoboda Athletic Trainer, Ogden

ROOKIE-LEVEL AZL DODGERS

Mark Kertenian Manager, AZL Dodgers
 Luis Meza Pitching Coach, AZL Dodgers
 Jairo Pacheco Pitching Coach, AZL Dodgers
 Jarek Cunningham Hitting Coach, AZL Dodgers
 Tony Cappuccilli Coach, AZL Dodgers
 Chris Gutierrez Coach, AZL Dodgers
 Jesse Guffey Athletic Trainer, AZL Dodgers
 Chris Hays Performance Coach, AZL Dodgers
 Will Vandenberg Development Coach, AZL Dodgers
 James Weillbrenner Video Assistant, AZL Dodgers

ROOKIE-LEVEL DSL DODGERS

Austin Chubb Manager, DSL Dodgers
 Keyter Collado Manager, DSL Dodgers
 Roberto Giron Pitching Coach, DSL Dodgers
 Ramon Troncoso Pitching Coach, DSL Dodgers
 Sergio Mendez Hitting Coach, DSL Dodgers
 Antonio Bautista Instructor, DSL Dodgers
 Pedro Mega Infield Coordinator, DSL Dodgers
 Kremlin Martinez Pitching Coordinator, DSL Dodgers
 Humberto Miranda Hitting Coordinator, DSL Dodgers
 Allison Wood Athletic Trainer, DSL Dodgers
 Jorge Gonzalez Associate, Athletic Trainer, DSL Dodgers
 Fran Batista Performance Coach, DSL Dodgers
 Gage Crogrove Performance Coach, DSL Dodgers

CAMELBACK RANCH

Matt McGrath..... Assistant Director, Minor League Operations
 Matt Peabody..... Assistant, Arizona Operations
 Troy Timney..... Minor League Equipment Manager
 Steve Moravecck..... Assistant, Minor League Equipment

CAMPO LAS PALMAS

Jesus Negrette ... Senior Facility Manager, Campo Las Palmas
 Mariane Vasquez..... Manager, Campo Las Palmas
 Duncan Webb Coordinator, International Player Development
 Carson Vitale Latin American Field Coordinator
 Dunior Zerpa.....DSL Coach

BUSINESS DEVELOPMENT & ANALYTICS

Royce Cohen Sr. Director, Business Development and Analytics
 Gabriel Gershenfeld Director, Development & Analytics
 Jimmy Morrow..... Manager, Business Data Systems
 Claire Miller..... Manager, Fan Development
 Michael Spetner..... Manager, Business Analytics
 Shayan Masooman Coordinator, Business Data Systems

COMMUNITY RELATIONS

Naomi Rodriguez... VP, External Affairs & Community Relations
 Patricia Sanders..... Senior Manager, Government & Community Affairs
 "Sweet" Lou Johnson Instructor, Community Relations & Minor League
 Erika Sanchez Coordinator, Community & Government Relations
 Mark Arroyo Coordinator, Community Relations
 Eamon McOsker..... Coordinator, Community Relations
 Noelle Bailey..... Coordinator, Community Relations
 Karla Arreola..... Assistant, Community Relations

FINANCE AND ACCOUNTING

Eric Hernandez Vice President, Finance
 Gregory Buonaccorsi Director, Financial Planning and Analysis
 Lisa McShane Director, Purchasing
 Sara Curran..... Assistant Controller
 Patrick Fogarty Senior Accountant
 Amy Perez Purchasing Agent
 Dalet Gomez Staff Accountant
 Stephanie Acosta Supervisor, Accounts Payable
 Chad Luebke Supervisor, Accounting
 Angelica Romero..... Manager, Payroll
 Karina Pineda Coordinator, Accounts Payable

HUMAN RESOURCES

Leonor Romero..... Senior Director, Human Resources
 Michelle Darringer..... Risk Manager
 Denise Ortega..... Senior Manager, Human Resources
 Irma Duenas..... Coordinator, Human Resources
 Sabrina Gallardo..... Human Resources Clerk
 Lucy Valdez Receptionist
 Dolores Buonauro..... Receptionist

INFORMATION TECHNOLOGY

Ralph Esquibel Vice President, Information Technology
 Debra Jorgensen IT, Infrastructure Director
 Hisayo Yoshiike..... IT, Operations Senior Manager
 Stephen Wong..... IT, Senior Application Developer
 Edwin Alvarado..... IT, System Administrator
 Edgar Vega Castro IT, Infrastructure Engineer
 Richard Barrera IT, Senior Desktop Technician
 Alex Romero..... IT, Service Desk Manager
 Christian Gallardo IT, Generalist
 Mathew Doan IT, Desktop Technician
 Gabriela Marquez IT, Business Administrator

LEGAL

Chad Gunderson Senior Counsel
 Debra Welsford..... Administrative Assistant

MARKETING, COMMUNICATIONS & BROADCASTING

Joe Jareck..... Senior Director, Public Relations
 Shelley Wagner.... Sr. Director, Marketing, Advertising & Promotions
 Tom Darin..... Senior Director, Broadcast Engineering
 Greg Taylor..... Executive Producer, LAD Production
 Ross Yoshida Director, Graphic Design
 Jon Chapper Assistant Director, Public Relations
 Mark Langill..... Team Historian
 Efrén Meza..... Spanish Radio Producer/Engineer
 Duane McDonald..... English Radio Producer/Engineer
 Kevin Cook..... Senior Motion Graphics Designer
 Erick Vazquez..... Senior Video Producer/Editor
 Julian Gooden Video Producer/Editor
 Marty Messer..... Game Day Producer/Editor
 Nancy Morataya.... Manager, Advertising, Production & Broadcast
 Jon SooHoo..... Manager, Photography
 Daisuke Sugiura..... Manager, Public Relations
 Jesus Quinonez..... Manager, Public Relations
 Lauren Douglas..... Coordinator, Public Relations
 Steve Brener..... Public Relations Consultant
 Rowan Kavner..... Editor, Print and Digital Content
 Matt Mesa..... Manager, Media and Print Content
 Cat Belanger..... Coordinator, Entertainment
 Sue Jo..... Coordinator, Social Media
 Steve Moss..... Coordinator, Digital Marketing, Promotions & Broadcast
 Cary Osborne..... Coordinator, Digital and Print Media
 Rena Troidahl..... Coordinator, Marketing and Promotions
 Antonio Gandara Rivera... Senior Coordinator, Graphic Design
 Jayme Rosenstock..... Junior Coordinator, Graphic Design
 Mario Toledo..... Junior Motions Graphic Artist

MERCHANDISE

Allister Annear..... Vice President, Merchandising and Retail
 Veronica Huerta..... Director, Retail Operations
 Marisol Lizarraga..... Manager, Retail Operations
 Leticia Pedro..... Senior Retail Operations Manager
 Pedro Avila..... Senior Warehouse Manager
 Lilia Cuevas..... Associate Buyer, Apparel
 Kimberly Razo Visual Merchandise Coordinator/Store Lead
 Jeanine Flores..... Operations Lead

PARTNERSHIP SALES & SERVICES

James H. Tucker Jr. Vice President, Corporate Partnerships
 Matthew Grable Senior Director, Marketing Solutions
 Jenny Oh Senior Director, Partnership Administration
 Paige Kirkpatrick Senior Director, Partnership Services & Sales
 Scott Gwartz Director, Corporate Partnership
 Kristen Jareck Senior Manager, Partnership Services
 Corey Schimmel..... Senior Manager, Partnership Services
 Yayoí Sato Manager, International Partnerships
 Alyssa Clabaugh Supervisor, Partnership Services
 Jordan Bohinc Account Executive, Corporate Partnerships
 Gabrielle Valerio..... Assistant, Corporate Partnerships

PLANNING & DEVELOPMENT

Derek O'Hara Manager, Planning & Development
 Emily Walthouse Administrative Assistant

PREMIUM SEATING/SERVICES

Antonio Morici... Vice President, Premium Sales and Services
 Bobby Mayorga Senior Manager, Premium Sales
 Tyson Smith Senior Manager, Premium Sales
 James Burns..... Senior Account Executive, Premium Sales
 Kyle Hart..... Account Executive, Premium Sales
 Justine Woerner..... Manager, Premium Services
 Patricia Romero..... Supervisor, Premium Services
 Amanda Gard..... Coordinator, Premium Services

SECURITY

Shahram Ariane... Vice President, Security and Guest Services
 Brian Kealey... Manager, Security
 Bernie Neal... Manager, Ushers and Ticket Takers
 Steven Cohen... Assistant Manager, Security & Guest Services
 Patrick O'Donnell... Assistant Manager, Security & Guest Services
 Cindy Carrasco... Executive Assistant, Security
 Anthony Adams... Security Officer
 Manny Guantez... Security Officer
 Gary Hedman... Security Officer
 Eduardo Torres... Security Officer
 Thomas Garcia... Security Officer
 Faifai Del Campo... Security Officer
 Brianna Coberly... Security Officer
 George Castro... Security Officer
 Vincent Alvarado... Security Officer

STADIUM OPERATIONS

David Edford... Director, Facilities
 Hugh Gallagher... Director, Food Service Operation
 Jordan Lorenz... Director, Turf and Grounds
 Arnold Douglass... Manager, Transportation
 Jamie Jankolovits... Manager, Fan Services
 Chaz Perea... Manager, Landscape
 Kristi Schaffter... Manager, Special Event Sales
 Brandi Trevino... Manager, Stadium Operations Administration
 Brett Seanson... Supervisor, Tours and Special Events
 Justin Patenaude... Supervisor, Grounds Crew
 Monica Saavedra... Administrative Assistant, Stadium Operations
 George Barajas... Mailroom and Office Services
 Brian Garcia... Assistant, Stadium Operations
 Casey Landel... Assitant, Stadium Operations
 Kevin Waters... Utility Maintenance
 Julio Alveno... Painter
 Mike Aguirre... Mechanic
 Doug Potter... Plumber
 Blake Janesky... Receiving Clerk
 Mike Jones... Electrician
 Danny Telford... Electrician
 Ryan Cowan... Grounds Crew
 Frank Torres... Grounds Crew
 Ignacio Carrillo... Gardener
 Freddy Cortez... Gardener
 Jose Perez Sr... Gardener
 Petronilo Serna... Gardener
 Jesus Calvario... Gardener
 Jose Portillo... Gardener
 Jose Sandoval... Gardener
 Octaviano Suarez-Tapia... Gardener

TICKET OPERATIONS

Seth Bluman... Vice President, Ticket Development
 Aaron Dubner... Director, Ticket Operations
 Dan Gilmore... Manager, Ticket Operations
 John Mullen... Box Office Lead
 Slyvia Astorga... Box Office Staff
 Robin Waldron... Box Office Staff
 Steven Zymkowitz... Supervisor, Ticket Operations
 Justin Fallon... Coordinator, Ticket Operations
 Justin Aguilera... Ticker Operations Representative
 Kevin Baker... Ticket Operations Representative
 Jennifer Romero... Ticket Operations Representative

TICKET SALES

David Siegel... Vice President, Ticket Sales
 David Kirkpatrick... Sr. Director, Season Sales
 Afton Kurth... Sr. Director, Group Sales
 Britni Howze... Sr. Manager, Inside Sales
 Sammy Park... Supervisor, Group Sales
 Bryan Schiefelbein... Account Executive, Group Sales
 Bryce Ely... Account Executive, Group Sales
 Jason Campbell... Account Executive, Group Sales
 Daniella Baltazar... Account Executive, Group Sales
 Jeffrey Kim... Account Executive, Season Sales
 Michaela Reynolds... Account Executive, Season Sales
 Andrew Vallejo... Account Executive, Season Sales
 Gerson Pineda... Account Executive, Season Sales
 Kaitlin Radcliff... Account Executive, Group Sales
 Luke Willon... Account Executive, Season Sales

GAME DAY PERSONNEL

Dieter Ruehle... Organist
 Todd Leitz... Public Address Announcer
 Jerry White... Official Scorer
 Ed Munson... Official Scorer

LOS ANGELES DODGERS FOUNDATION

Nichol Whiteman... Executive Director
 David Brennan... Sr. Director, Programs and Fundraising
 Chaitali Gala Mehta... Director, Grants and Strategic Partnerships
 Tiffany Rubin... Director, Dodgers RBI
 Erin Edwards... Manager, Operations and Marketing
 James Lopez... Analyst, LA Dodgers Foundation
 Nikki Garcia... Supervisor, In-Stadium Fundraising

MAINTENANCE

Manuel Corona... Housekeeping
 Florentino Gomez... Housekeeping
 Rosa Sandoval... Housekeeping
 Samuel Santos... Housekeeping
 Eusebia Ugarte... Housekeeping

THE DODGER FAMILY REMEMBERS...

*Bob Bailey
 Bob Barkowski
 Jim Bunning
 Chuck Churn*

*Mel Didier
 Tommy Hawkins
 Gene Michael
 Wally Moon
 Luis Olmo*

*Waymon Roberts
 Bob Smith
 Daryl Spencer
 Danny Walton*

The 2018 Dodger Guide was published by the Los Angeles Dodgers, Inc., 1000 Vin Scully Ave., Los Angeles, CA 90012.

Copyright © 2018 by the Los Angeles Dodgers, Inc. All rights reserved. Permission to reprint or reproduce any of the enclosed material must be granted in writing by the Los Angeles Dodgers.

The 2018 Dodger Guide was written and compiled by the Dodgers' Communciations Department. It is based on information available through March 21, 2018.

Written/Edited/Produced By: Daisuke Sugiura, Jon Chapper, Joe Jareck, Lauren Douglas, Steve Brener, Jesus Quinonez, Cary Osborne, Mark Langill, Ally Donnelly and Emily Campbell. Special Thanks: Ellen Harrigan, Corey Schimmel, Ross Yoshida and Matt Mesa, Major League Baseball and Elias Sports Bureau. Editors Emeritus: Josh Rawitch, John Olguin, Derrick Hall, Jay Lucas, Mike Williams, Fred Claire, Red Patterson. Website Sources: statspaps.com, mlb.com, baseball-reference.com, retrosheet.org. Photography: Jon SooHoo Photography - Juan Ocampo and Jill Weisleder. Major League Baseball Photos. Design/Layout/Printing: Ross Yoshida and the team at Ben Franklin Press, Tempe, AZ.



MARK R. WALTER

Owner & Chairman

Mark Walter is an entrepreneur, investor, conservationist, and social-justice advocate. He is the chairman and controlling owner of the Los Angeles Dodgers.

A business leader who continues to set new standards, Walter is engaged in areas that include financial services, insurance, sports, media, fashion, energy, infrastructure, and real estate. He is the co-founder and chief executive officer of Guggenheim Capital, LLC, a global investment and financial advisory firm with more than \$250 billion in assets under management.

Walter oversees the Los Angeles Dodgers Foundation, which is committed to promoting education, literacy, recreation and health for children and families throughout the greater Los Angeles area. Walter also supports Chicago Beyond and OneGoal Chicago, leading organizations in Chicago's education community that serve the area's youth in innovative ways.

The Walter family owns White Oak in North Florida, home to one of the world's foremost wildlife conservation facilities. At White Oak – and through other endeavors in Africa and around the globe – the Walters devote energy and resources to the protection, breeding, and reintroduction of endangered and vulnerable species, and remain committed to safeguarding wild places.

Walter sits as a trustee or director of various organizations including the Solomon R. Guggenheim Foundation, Northwestern University, and the Field Museum of Natural History.



EARVIN "MAGIC" JOHNSON

Owner

Earvin "Magic" Johnson is the Chairman and Chief Executive Officer of Magic Johnson Enterprises, an investment conglomerate valued at an estimated \$1 billion dollars. Since retiring from the NBA over 20 years ago, the legendary basketball star has morphed into a business powerhouse who has dedicated his life to leaving a positive impact in underserved urban communities. Having left the basketball court for the boardroom, Johnson parlayed the skills and tenacity he acquired on the court into a winning formula for his successful business ventures. With his continued love of basketball, Johnson is utilizing those same skills and winning spirit in his role as the

President of Basketball Operations for the Los Angeles Lakers, working closely with ownership throughout all areas of the franchise.

For the last two decades Johnson has consistently turned heads with his unprecedented partnerships. In his early years as an entrepreneur, he forged an alliance with Sony Pictures to develop Magic Johnson Theatres. In 1998, he teamed with Starbucks to become the only franchisee in the history of the company, acquiring and eventually selling 125 stores in a lucrative move which further solidified his position in the business world. Both ventures served as catalysts for redevelopment in urban communities, and are widely recognized as the corporate blueprint for engagement and success with urban consumers across America.

Still a commanding presence in the sports world, he made history in 2012 when he became co-owner of the Los Angeles Dodgers. He also co-owns the Los Angeles Sparks of the WNBA and Major League Soccer's Los Angeles Football Club.

Johnson continues to expand his influence through a number of other investments. He currently has controlling interests in EquiTrust, a \$17 billion financial services company, ASPIRE, an African-American television network, and SodexoMAGIC, a food service and facilities management company.

The Lansing native is constantly evolving and remaining relevant in a dynamic digital age by broadening his scope into infrastructure and technology. Through a newly formed fund, Johnson is investing millions of dollars on infrastructure improvement in the United States. Operating under the philosophy that true success is making others successful, he is one of the leading investors in a number of minority-owned tech companies that include Uncharted Power, a company that uses their renewable kinetic energy solutions to generate clean, consistent, and cost-efficient power for communities, facilities, and the Internet of Things; ShotTracker, a company that makes wearable technology for basketball players that helps track player and ball movement; Jopwell, a diversity and hiring recruiting platform; Walker & Co Brands, a company that develops health and beauty products for people of color; and MiTú, the Latino-fueled media brand and digital network that connects thousands of Latin content creators with viewers around the world. He is deliberate in his investment strategy to bring positive impact to the community.

Johnson proudly serves as Chairman and Founder of the Magic Johnson Foundation, who has awarded over \$21 million in grants – cash and technology hardware/software – and made a positive impact in the lives of over 500K individuals through various program and social efforts. The Taylor Michaels Scholarship Program has graduated over 435 students, the HIV/AIDS initiatives have tested over 40K individuals, and 15 Community Empowerment Centers have provided technology access to over 260K individuals. Remaining true to his humble Lansing beginnings, he is unwaveringly dedicated to working with major corporations and partners to bring jobs and high quality products and services to underserved communities.



TODD BOEHLY

Owner

Todd Boehly is an owner of the Los Angeles Dodgers and the Chairman, CEO and controlling shareholder of Eldridge Industries, a private investment firm that operates a portfolio of diversified businesses across several industries.

Prior to founding Eldridge, Boehly was the President of Guggenheim Partners, where he launched their credit investing business and later assumed responsibilities for the asset management business. Boehly received his B.B.A. from the College of William & Mary and studied at the London School of Economics.

In addition to being the Chairman and CEO of Eldridge, Boehly is a member of the Cain International Board, and serves as a trustee or board member of several other organizations. He is an owner of the Los Angeles Sparks.



ROBERT (BOBBY) L. PATTON, JR.

Owner

Bobby Patton is a partner of Guggenheim Baseball Management and became part owner of the Los Angeles Dodgers on April 30, 2012. Patton principally operates oil and gas properties in Texas and Kansas and has additional investments in many other sectors, including ranching and insurance. He serves on the Board of Security Benefit Corporation and the Advisory Council of the University of Texas College of Liberal Arts. He also serves as the tournament chairman of the Dean & Deluca Invitational PGA Tour event at Colonial Country Club in Fort Worth, Texas. Patton received a B.B.A. from the

University of Texas as well as a J.D. from St. Mary's University and LLM from Southern Methodist University. Patton resides in Fort Worth, where he was born and raised.



PETER GUBER

Owner

Peter Guber is a partner of Guggenheim Baseball Management. He became co-owner of the Los Angeles Dodgers on April 30, 2012. He is also chairman and CEO of Mandalay Entertainment Group, a multimedia entertainment vehicle in motion pictures, television, sports, sports entertainment, and digital media. Peter produced or executive produced (personally or through his companies) films that garnered five Best Picture Academy Award nominations (winning for *Rain Man*) and box office hits that include *The Color Purple*, *Midnight Express*, *Batman*, *Flashdance*, *The Kids Are All Right* and

Soul Surfer.

Guber is an Owner and Co-Executive Chairman of the NBA Champion Golden State Warriors and an Owner and Executive Chairman of Major League Soccer's Los Angeles Football Club (LAFC). His Mandalay Baseball LLC is a co-owner with the Dodgers of the Triple-A Oklahoma City Dodgers. He is an investor, board member, and Chairman of the Strategic Advisory Board for NextVR. He is Co-Executive Chairman of the e-sports ownership group, aXiomatic, which purchased the controlling interest in Team Liquid. He is a full professor at UCLA.

Guber is a noted author with works including *Shootout: Surviving Fame* and *(Mis)Fortune in Hollywood*, which became a seven-year television series on AMC which he hosted. He wrote the cover article for the *Harvard Business Review* titled, *The Four Truths of the Storyteller*. His most recent business book, *Tell to Win*, became an instant #1 *New York Times* bestseller.

Guber earned a B.A. degree from Syracuse University, and J.D. and LLM degrees from New York University.



STAN KASTEN

President & CEO

For nearly four decades, Stan Kasten has been a highly respected sports figure and developed a reputation for creating winning franchises, relying on three pillars – scouting and player development, enhancing the fan experience and community outreach – to establish franchises built for long-term success on and off the field.

That track record has continued during his tenure with the Dodgers, where the club reached the World Series last year and has won five consecutive NL West titles, doing so for the first time in franchise history. In addition to the team's accomplishments at the Major League level, the Dodgers have maintained one of baseball's top-rated farm

systems and in 2017, the club was recognized as Baseball America's "Organization of the Year," honoring the team for its success from top to bottom. Since Kasten became the Dodgers' President and CEO on April 30, 2012, the team has topped the Majors in attendance each season while continuously making improvements to Dodger Stadium to keep the league's third-oldest stadium among the best facilities in baseball.

Kasten has been a member of numerous MLB, NBA and NHL ownership committees during his professional career and is also a former trustee of the Naismith Basketball Hall of Fame. In 1999, Kasten became the first sports figure to hold the title of president of three different teams in three different major sports simultaneously, doing so with MLB's Atlanta Braves, the NBA's Atlanta Hawks and the NHL's Atlanta Thrashers.

In 1979, at age 27, Kasten became the youngest general manager in NBA history with the Hawks, a position he held until 1990. Kasten became the Hawks' president in 1986. During his lengthy tenure in the Hawks' front office, Kasten built the Hawks into a perennial contender, including four consecutive 50-win seasons from 1986-89 and a stretch of seven consecutive playoff appearances in the 1990's, and became the first - and only - NBA executive to win back-to-back Executive of the Year awards in 1986-87.

Kasten also became president of the Braves in 1986. From 1987-2003, the Braves won more games than any other team in MLB and won 14 consecutive division titles (1991-2005), five National League pennants and the 1995 World Series.

In 1999, when the NHL awarded Atlanta an expansion team, Kasten added the title of president of the Thrashers, as well as chairman of the newly constructed Philips Arena. Kasten held all three positions until 2003, when he stepped down.

Prior to joining the Dodgers, Kasten was president of the Washington Nationals from 2006-10, where he worked to re-energize a dormant baseball fan base and simultaneously established a crown jewel franchise in Washington, D.C.

Kasten, the Los Angeles Sports Council's 2013 Executive of the Year, is on the board of directors for the LA84 Foundation as well as LA2028, the group organizing 2028 Los Angeles Olympic and Paralympic Games.

A native of Lakewood, N.J., Kasten is a graduate of New York University and Columbia University Law School. Kasten and his wife, Helen, have four children: Alana, Corey, Sherry and Jay.



ANDREW FRIEDMAN

President, Baseball Operations

Andrew Friedman enters his fourth season as the Dodgers' President of Baseball Operations after being named to the post on October 14, 2014.

Under Friedman's leadership, the Dodgers have won three straight divisional titles since 2015 (five in a row overall), while advancing to the National League Championship Series in 2016 and winning the club's first NL pennant since 1988 last year. The club's .591 winning percentage (287-199) in three seasons under Friedman is the second-best three-year run in Los Angeles history, behind only a .603 mark (290-191) from 1961-63.

During his time with the Dodgers, Friedman has overseen the development of one of baseball's top-ranked farm systems, positioning the organization for the long-term success, and also reorganized and built out the team's front office. Baseball America recognized these efforts by naming the Dodgers as its 2017 Organization of the Year, honoring the team for its success from top to bottom.

Friedman previously served as Executive Vice President of Baseball Operations of the Tampa Bay Rays where, despite overseeing one of the league's lowest payrolls, he led the Rays to four postseason appearances, including two division titles (2008, 2010), in nine seasons from 2006-14. During Friedman's time in Tampa Bay, the Rays posted the franchise's first winning season and won the American League pennant in 2008, when he was named Sporting News' Executive of the Year. After finishing below .500 in each of their first 10 years of existence, the Rays finished above the .500 mark in six consecutive seasons under Friedman from 2008-13. Friedman joined the Rays in 2004 and spent two years serving as director of baseball development.

Prior to his career in baseball, Friedman was an analyst for two years with New York City-based investment firm Bear, Stearns & Co., Inc., and spent three years as an associate for the private equity firm MidMark Capital.

Friedman received a baseball scholarship to Tulane University, where he played outfield for the Green Wave and graduated with a bachelor of science in management with a concentration in finance.

Friedman and his wife, Robin, have two sons, Ethan and Zachary, and a daughter, Sadie.



TOMMY LASORDA

Special Advisor to the Chairman

Regarded by many as baseball's most popular ambassador, Tommy Lasorda begins his 69th season in the Dodger organization, having served as a player, scout, manager and front office executive with the club and entering his 12th year in his current role as Special Advisor to the Chairman. At the age of 90, Lasorda continues to be an ambassador for not only the Dodgers, but the game of baseball, making countless appearances for charities, community groups and military personnel each year.

Lasorda compiled a 1,599-1,439 record and won two World Championships, four National League pennants and eight division titles in an extraordinary 20-year career as the Dodgers' manager from 1977-96, earning honors as the Associated Press Manager of the Year in 1977 and 1981 and taking home the MLB award in its first year of existence in 1983 and again in 1988. After retiring as manager, he immediately joined the team's front office, where he briefly served as the Dodgers' interim General Manager in 1998. In 1997, Lasorda was elected to the National Baseball Hall of Fame and the Dodgers retired his uniform number (2) on Aug. 15 that year. Lasorda returned to the dugout to manage the 2000 Team USA Olympic baseball team and led the underdog team to the gold medal in Sydney, Australia.

Prior to his stint as Dodger manager, Lasorda spent four seasons in Los Angeles on Walter Alston's coaching staff from 1973-76. He also managed in the Dodgers' minor league system from 1965-72 and served four years as a Dodger scout after retiring as a player following the 1960 season. Lasorda compiled an 0-4 record and 6.52 ERA as a left-handed pitcher in parts of three Major League seasons with the Brooklyn Dodgers (1954-55) and Kansas City Athletics (1956). In all, he spent 14 seasons in the minor leagues from 1945-60 and he served two years in the military from 1946-47.

Even after his time in uniform, Lasorda has continued to make an impact in the Los Angeles and worldwide baseball community. His efforts to spread the gospel of baseball have been felt with the continued globalization of the game and recognized when then-Commissioner Allan H. (Bud) Selig appointed him as the Official Ambassador of the inaugural World Baseball Classic in 2006, and again in 2009. Lasorda has been a spokesperson for the American Heart Association and regularly visits patients at the Tom Lasorda Heart Institute at Centinela Hospital Medical Center in Inglewood, CA (opened in 2000), and is also an official spokesperson for the Prostate Cancer Foundation.

Lasorda has co-authored two books, *I Live For This* (2009) and *The Artful Dodger* (1985).

Lasorda and his wife, Jo, reside in Fullerton, CA, and will celebrate their 68th wedding anniversary on April 14, 2018. They are also the proud grandparents of Emily, the child of their daughter, Laura Lasorda.



DON NEWCOMBE

Special Advisor to the Chairman

Don Newcombe is in his 61st season in the Dodger organization. "Newk" pitched eight seasons for the Brooklyn and Los Angeles Dodgers (1949-51, '54-58) and is credited with starting the first Community Relations department in Major League Baseball in 1970. Since 2009, Newcombe has been a special advisor to the chairman.

Newcombe, 91, was a member of the Dodgers' 1955 World Championship team and spent the first eight seasons of his 10-year big league career with the club in Brooklyn and Los Angeles before finishing his career with the Reds (1959-60) and Indians (1960). The New Jersey native was a four-time National League All-Star and registered a record of 149-90 with 1,129 strikeouts and a 3.56 ERA, 136 complete games and 24 shutouts. Along with Justin Verlander, he's one of just two players in baseball history to win the sport's three major honors, winning Rookie of the Year in 1949 and taking home both Most Valuable Player and the Cy Young Award in 1956, when he led the league with 27 wins. Newcombe missed the 1952 and 1953 seasons while serving his country during the Korean War.

Newcombe originally signed with the Newark Eagles of the Negro Leagues in 1944 at the age of 17 and just two years later, in 1946, he played a key role in the country's Civil Rights movement when he pitched for the Class B Nashua Dodgers of the New England League, breaking the minor league color barrier along with Jackie Robinson and Roy Campanella. Robinson joined the Brooklyn Dodgers in 1947 and he won National League Rookie of the Year honors. Campanella was promoted to the Dodgers in 1948 and Newcombe finally arrived in May 1949. While the Dodgers were winners on the field, the trio still faced challenges off the field as they encountered death threats, isolation, degradation and insults throughout the season.

Newcombe continues to make dozens of appearances throughout the Los Angeles area each season, speaking to youngsters and participating in the Dodgers' Alumni Association. Through the years, he has helped numerous people, in and out of baseball, with their battles against substance abuse.



FARHAN ZAIDI

General Manager

Farhan Zaidi enters his fourth season as the Dodgers' general manager after being named to the position on Nov. 6, 2014.

Under Zaidi's leadership, the Dodgers posted one of the best seasons in club history in 2017, when the team established a Los

Angeles record with a MLB-best 104 wins and won the National League pennant, earning recognition from Baseball America as its Organization of the Year. During his time in Los Angeles, the Dodgers have won divisional titles each season, while posting the second-best winning percentage in all of baseball (.591, 287-199).

Prior to joining the Dodgers, Zaidi spent 10 seasons with the Oakland A's, where he started as a baseball operations analyst in 2005 before being promoted to director of baseball operations in 2009 and assistant general manager/director of baseball

operations in 2014. With the Athletics, Zaidi's primary responsibilities included providing statistical analysis for evaluating and targeting players in the amateur draft, free agent and trade markets. He also assisted on arbitration cases and contract negotiations, and worked closely with the coaching staff during the season in analyzing data from advance scouting reports.

Before entering baseball, Zaidi served as business development associate for Small World Media, the fantasy sports division of The Sporting News, and also worked as a management consultant for the Boston Consulting Group.

Zaidi earned his bachelor of science degree in economics from Massachusetts Institute of Technology in 1998 and a Ph.D in economics from the University of California, Berkeley in 2011. He resides in Los Angeles with his wife, Lucy.

L.A. DODGER GENERAL MANAGERS

GENERAL MANAGER	YEARS
E.J. "Buzzie" Bavasi	1958-68
Fresco Thompson	1968
Al Campanis	1968-1987
Fred Claire	1987-98
Tommy Lasorda (Interim)	1998
Kevin Malone	1998-2001
Dave Wallace (Interim)	2001
Dan Evans	2001-2004
Paul DePodesta	2004-2005
Ned Colletti	2005-2014
Farhan Zaidi	2014-



BOB WOLFE

Executive Vice President

Long-time baseball executive Bob Wolfe enters his seventh year with the Dodgers after joining the club as executive vice president on June 7, 2012. Wolfe's expertise in baseball and facility management includes stadium development and operations, finance and administration, sales and marketing, and food and retail services.

In Los Angeles, Wolfe rejoined Dodger President and CEO Stan Kasten with whom he teamed with at the Atlanta Braves and Washington Nationals, where he served as executive vice president from 2006-11. Prior to that, he worked in various capacities with the Braves and NBA's Atlanta Hawks for more than 20 years, including serving as Braves' senior vice president of administration from 1992-2003. After working in the Braves' accounting department from 1980-84, Wolfe accepted a position as Hawks business manager in 1985 and was promoted to the role of vice president in 1988.

Wolfe and his wife, Kelly Koelker, and their daughter, Ellery, live in Pasadena.



LON ROSEN

Executive Vice President, Chief Marketing Officer

One of the foremost executives in the sports and entertainment industry, Lon Rosen directs the Dodger organization's marketing, sales and broadcasting initiatives as their executive vice president and chief marketing officer.

With more than 25 years of experience in the field, Rosen was instrumental in assisting his former employer, Magic Johnson, and Guggenheim Partners in acquiring the Dodgers on May 1, 2012, in what was the largest team sports transaction in history. Rosen previously served in the same role for two years starting in 2004 before rejoining Magic Johnson

Enterprises.

Rosen focused his efforts for Magic Johnson on business development, television productions, sports consulting and new media ventures, in addition to his representations of broadcasters, coaches, hosts and other entertainment personalities.

Upon graduation from college, Rosen headed to the Fabulous Forum, where he began his sports career with the NBA's Los Angeles Lakers and the NHL's Los Angeles Kings. He worked his way from an internship to the position of director of promotions for the Lakers, Kings and the Los Angeles Forum's Special Events, where he served seven years (1980-87). From there, he started his own sports marketing company, First Team Marketing, and moved into sports marketing and sports representation.

Rosen, a University of Southern California graduate, resides in Los Angeles with his wife, Laurie. They have two sons.



TUCKER KAIN

Chief Financial Officer

Tucker Kain enters his seventh year as CFO of the Los Angeles Dodgers and Managing Director of Guggenheim Baseball Management after leading the group's efforts to acquire the club in the largest team sports transaction in history in 2012.

In addition to his responsibilities as CFO, Kain was instrumental in navigating the execution of the Dodgers' 25-year agreement with Spectrum (formerly Time Warner Cable), which included the creation and operation of the team's regional sports network, SportsNet LA. He also oversees the Dodgers' Global Sports Venture Studio, an expansion of the team's

sports and technology venture which launched in 2015 as the Dodgers Accelerator. The Global Sports Venture Studio is an ongoing initiative and works primarily with growth-stage startups to lay the groundwork for efficient, risk-controlled innovation through analysis, diligence, and business/creative strategy combined with startup sourcing, engagement opportunities and investment.

Previously, Kain was a Vice President at Guggenheim Partners in New York City, working in the corporate credit group overseeing an investment portfolio in excess of \$2.0 billion. Kain, a 2014 selection for the Sports Business Journal's "Forty Under 40 Award," grew up in Cleveland and received his B.A. degree in Economics from Williams College. He and his wife, Ali, reside in Brentwood with their daughter Palmer.



SAM FERNANDEZ

Executive Vice President & General Counsel

As Executive Vice President and General Counsel, Sam Fernandez has been responsible for overseeing all of the Dodgers' legal affairs for over 35 years. His duties have included negotiating and drafting contracts with the team's broadcasting partners, concessionaires, sponsors, and players, licensing the team's marks and other intellectual property, leasing the stadium for concerts and films, and supervising all litigation. He has worked on matters ranging from the establishment of the Dodgers' training facility in the Dominican Republic in 1986 to serving on the Board of Directors of Major League Baseball Properties, Inc.

In 2009, Fernandez was awarded the Sports Counsel of the Year Award by the Association of Media and Entertainment Counsel. In 2012, the Daily Journal included Fernandez in the publication's annual selection of the Top 20 General Counsel in California. In 2013, the Los Angeles County Bar Association's Corporate Law Departments Section named Fernandez Outstanding Corporate Counsel of the Year, and the National Law Journal recognized Fernandez as one of America's 50 Outstanding General Counsel in 2014.

Fernandez graduated magna cum laude from UCLA in 1976 with a Bachelor of Arts degree. He received his Juris Doctor in 1980 from the University of California, Hastings College of Law and was inducted into the Order of the Coif.



ERIK BRAVERMAN

Senior Vice President, Marketing, Communications & Broadcasting

Erik Braverman is entering his 10th year with the Dodgers and has had a major impact on the growth of the Dodger brand as it continues to expand beyond the world of baseball. In his role as Senior Vice President, Marketing, Communications and Broadcasting, Braverman manages the Dodgers' local and national broadcast relationships and directs the club's marketing and communications initiatives, helping drive ticket sales and place the club in a position to lead the Majors in attendance each of the last five years. He also oversees the club's internal productions, creative efforts and the Dodgers' social media, which has set the standard for fan engagement and grown to become one of the most followed teams in baseball across all platforms.

Prior to joining the Dodgers, Braverman served as Vice President of Programming and Operations for ABC Radio stations, KABC, ESPN Radio and Radio Disney from 1996 – 2008. He was at the programming helm of the Disney-owned Los Angeles flagship when ESPN Radio was introduced to Los Angeles in 2000.

Braverman was the Director of Talk and Sports Programming at Westwood One Radio from 1994-1996 where he oversaw a number of nationally syndicated shows. He moved to Los Angeles in 1989 where he worked as Executive Producer at KFI & KOST Radio.

A native of Houston, Texas, Braverman now resides in West Hollywood.



JOSH BYRNES

Senior Vice President, Baseball Operations

Josh Byrnes enters his fourth season as the Dodgers' Senior Vice President, Baseball Operations, where he's supervised the club's scouting and player development since being named to the position on Nov. 6, 2014.

He previously served as executive vice president/general manager for two of the Dodgers' NL West rivals, the Diamondbacks (Oct. 2005-July 2010) and Padres (Oct. 2011-June 2014). Byrnes began his baseball front office career in 1994 with the Indians, working as an advance scout in 1995 and 1996 before being promoted to director of scouting in June 1998. In fall 1999, Byrnes became assistant general manager of the Rockies and moved to the Red Sox in the same role for the 2003-05 seasons, helping Boston to the 2004 World Series title.

Originally from Washington, D.C., Byrnes attended Haverford (PA) College, where he established school career records in home runs and RBI. He has two daughters, Avery and Darby.



JANET MARIE SMITH

Senior Vice President, Planning and Development

Janet Marie Smith joined the Dodgers in 2012, and during her six years in Los Angeles, she has overseen the large-scale improvement/expansion projects at Dodger Stadium and Campo Las Palmas (the club's home in the Dominican Republic) in her role as senior vice president of planning and development. From modernizing the stadium to incorporating the club's rich history into the ballpark experience, Smith's fan-friendly touches have helped keep Dodger Stadium - the third-oldest ballpark in baseball - as one of the premier venues in all of sports.

Recently, Smith was the Edward P. Bass Visiting Professor at Yale University School of Architecture during the Fall of 2017. Smith is best known in baseball for her work on Oriole Park at Camden Yards, which set the standard for a new wave of ballparks after its opening in 1992. Smith worked for the Orioles from 1989-94 as vice president of planning and development during the design and construction of the park. She later re-joined the club from 2009-12 to direct renovations and expansion of the Orioles' spring training facility in Sarasota, FL., and upgrades to Camden Yards.

From 2002-2009, Smith served as senior vice president of planning and development for the Boston Red Sox, overseeing the preservation and expansion of Fenway Park. Smith was president of Turner Sports and Entertainment Development and vice president of planning and development for the Atlanta Braves from 1994-2000, when she helped transform the 1996 Olympic Stadium into Turner Field and she oversaw the development of the Philips Arena, then home to the NBA Hawks and NHL Thrashers.

Outside of baseball, Smith has worked on development projects including Battery Park City in New York, unfulfilled plans for Pershing Square in LA, redevelopment of former industrial buildings on Baltimore's waterfront as well as renovation plans for the Rose Bowl stadium in Pasadena, CA.

Smith holds a bachelor of architecture degree from Mississippi State University and a masters' in urban planning from City College of New York. A native of Jackson, Miss., Smith resides in Baltimore with her husband, Bart Harvey, and has three children.



MICHAEL WANDELL

Senior Vice President of Corporate Partnerships

Michael Wandell joined the Dodgers last season as Senior Vice President of Corporate Partnerships. In this role he oversees all corporate partnership sales and service. He also is responsible for directing and developing joint sales strategies with the team's media partners.

Prior to joining the Dodgers, Wandell oversaw all International Business Development for the National Basketball Association, where he was focused on large-scale global platforms across Asia, India, Africa, Europe, South America, Mexico and Canada. Serving as the League's Vice President of International Business Development he created global, regional and country-specific integrated marketing platforms monetizing the NBA's popularity, including leading negotiations on the groundbreaking global partnership that made Tissot the first official timekeeper of the NBA, WNBA, and NBA G-League.

Wandell spent the majority of his career in basketball at both the team and league level for the last 15 years. He worked for the Indiana Pacers, Phoenix Suns, and Charlotte Bobcats before spending time in Beijing and Shanghai overseeing all business development for NBA China. Over the course of his career, he has generated more than \$1 billion in total sponsorship revenue.

A native of Champaign, IL, Wandell graduated from Northwestern University with a B.A. in History.



ISMAEL CRUZ

Vice President, International Scouting

Ismael Cruz enters his third season as the Dodgers' Vice President of International Scouting.

Prior to his time with Los Angeles, Cruz was the Blue Jays' special assistant of Latin American operations for four years following a successful stint as the Mets' International Scouting Director from 2006-11, when he had a hand in signing future big leaguers Jeury's Familia, Wilmer Flores and Juan Lagares. He began his front office career in 2002 as the Expos' Director of International Scouting and Development, where

he served until 2005.

Cruz, an infielder, was selected by the Phillies in the 20th round of the 1989 draft out of Eckerd College (FL) and played professionally for two seasons before returning to school to complete his Bachelor's degree in International Business. He then scouted in Colombia for the Pirates and Reds before becoming a sports agent in 1998. In 2001, he managed the Dominican Summer League Padres to a 39-29 record.

A native of Santo Domingo in the Dominican Republic, Cruz is married to his wife, Peggy, and have three sons, Brian, Jonathan and Anthony. His father, Pablo Cruz, was a longtime scout for the Pirates and continues to work in baseball for the Blue Jays in Dominican player development, while his sons Brian and Jonathan work as scouts for the Padres and Braves, respectively.



DAVID FINLEY

Vice President, Amateur & International Scouting

David Finley is in his fourth season as the Dodgers' Vice President, Amateur & International Scouting.

Prior to joining the Dodgers, he spent 13 seasons in the Red Sox organization and rose up the organizational ranks to become Boston's director, player personnel during his final three seasons with the club. Finley was also a special assistant to the general manager with Boston after joining the organization as its West Coast crosschecker prior to the 2002 season and then spending five years as the Red Sox's national crosschecker from 2005-09. He earned Red Sox Scout of the Year honors in 2007.

He previously worked as an area scout for the Padres (1991-94) and Marlins (1995-2001).

Drafted by Oakland in 1987, Finley played two seasons as an infielder in the A's system. Finley resides in San Diego with his wife, Tricia, and has two daughters, Brooke and Brittany, and a son, Drew, who is a pitcher in the Yankees' organization.

COACHING STAFF



Dodger Manager Dave Roberts and Pitching Coach Rick Honeycutt strategize during the game



MANAGER

DAVE ROBERTS

30

Opening Day Age: 45 (May 31, 1972 in Okinawa, Japan)

Resides: Cardiff, CA

Appointed: November 23, 2015



MANAGING AND COACHING CAREER

- The 2016 NL Manager of the Year enters his third season at the helm of the Dodgers, after leading Los Angeles to its fifth straight National League West title
- In 2017, led the club to the best record in the Majors for the first time since 1974 with a 104-58 mark and the National League's best record for the first time since 2009...was the runner-up in the 2017 NL Manager of the Year award, receiving five of 30 first place votes (55 total points)
- Through his first two full seasons as a Major League manager, he has recorded 195 wins, which according to STATS LLC, ranks fifth most all-time...also joined Hall of Famers Tommy Lasorda (1977-78) and Joe Torre (2008-09) as the only Los Angeles managers to lead the club to the Postseason in their first two years with the team
- Piloted the Dodgers to their 22nd NL pennant in 2017 for the first time since 1988 and his 15 Postseason victories are the second most by a big league manager in baseball history after his first two seasons, one shy of Mike Matheny (2012-13)
- Managed his club to the best 50-game stretch in franchise history, as the Dodgers won 43 of 50 games from June 7, 2017 until August 5, 2017...it was the best stretch in the Majors since the 1912 New York Giants, who went 43-7 from May 6 until July 3 and according to Elias Sports Bureau, only four teams have put up a stretch of winning 43 of 50 games or better in baseball history: the 2017 Dodgers, the 1912 Giants, the 1906 Cubs and the 1884 St. Louis Maroons
- In his first season as Dodger manager in 2016, he was named NL Manager of the Year on Nov. 15, 2016, receiving 16 of 30 first-place votes, to join Hall of Famer Tommy Lasorda (1983, '88) as the only managers in Dodger history to win the award since its inception in 1983...it was just the sixth time the award went to someone who was in his first full season as a manager...also became the first manager of Asian descent to win the award
- In his first season as the club's manager, he led the Dodgers to a NL West title, becoming just the second rookie manager ever to lead Los Angeles to a division title, joining Tommy Lasorda (1977)
- Honored as the Sporting News' 2016 NL Manager of the Year, becoming just the third Dodger manager to receive the award by the publication, joining Hall of Famers Leo Durocher (1939) and Walter Alston (1955, '59, '63)
- Made his Dodger managerial debut on April 4, 2016 in San Diego with a 15-0 victory over the Padres, the largest margin of victory in a shutout win on Opening Day in MLB history
- Named the 28th manager in Dodger franchise history on Nov. 23, 2015...is the 10th skipper in Los Angeles Dodger history and the fourth to both play and manage for the team (15th overall)
- Became the first minority manager in Dodger franchise history
- Following the conclusion of his playing career, spent the 2010 season in San Diego's front office, before becoming the Padres' first base coach from 2011-13 manager
- Served as San Diego's bench coach for the 2014 and 2015 campaigns...managed the Padres for one game on June 15, 2015, following the departure of Bud Black

PLAYING CAREER

- Played in the Majors for 10 seasons, debuting with the Cleveland Indians on Aug. 7, 1999...played for the Indians (1999-2001), Dodgers (2002-04), Red Sox (2004), Padres (2005-06) and Giants (2007-08)
- In 832 career games, batted .266 with 243 stolen bases, including a career high 49 in 2006...also hit a career-best .293 with San Diego in 2006
- Was the Dodgers' starting center fielder from 2002-04, hitting .262 in 302 games and stealing 118 bases in 143 attempts (82.5%)...is the fourth L.A. Dodger manager to also play for the franchise, joining Tommy Lasorda, Bill Russell and Glenn Hoffman
- Was traded by the Dodgers to the Red Sox at the 2004 trade deadline and then famously stole second base off the Yankees' Mariano Rivera in the ninth inning of Game 4 of the 2004 ALCS...the steal put him in position to score the tying run later in the frame as Boston became the first team in MLB history to rally from a 3-0 series deficit in the postseason

PERSONAL

David Ray Roberts...he and his wife, Tricia, have a son, Cole and a daughter, Emmerson...was born to an African-American father and a Japanese mother in Okinawa, Japan...attended Rancho Buena High School in Vista, CA...playing quarterback, he led his squad to the San Diego Class 3 A State title in 1990...played baseball at UCLA and is the school's all-time leader in stolen bases (109)...graduated in 1995 with a degree in history...was originally drafted by the Detroit Tigers in the 28th round of the 1994 amateur draft...along with former Giants' teammate Rich Aurilia and John Micek, owns Red Stitch winery in the Napa Valley.

ALL-TIME DODGER MANAGERS

Name	W-L	Pct	Years
McGinnigle, Jim	86-43	.667	1890
Ward, John Montgomery*	156-135	.536	1891-92
Foutz, Dave*	264-257	.507	1893-96
Barnie, William	76-91	.455	1897-98
Griffin, Mike*	1-3	.250	1898
Ebbets, Charlie	38-68	.358	1898
Hanlon, Ned	511-488	.512	1899-1905
Donovan, Patsy*	184-270	.405	1906-08
Lumley, Harry*	55-98	.359	1909
Dahlen, Bill*	251-355	.414	1910
Robinson, Wilbert	1373-1341	.506	1914-31
Carey, Max*	146-161	.476	1932-33
Stengel, Casey*	208-251	.453	1934-36
Grimes, Burleigh*	131-171	.434	1937-38
Durocher, Leo*	739-565	.567	1939-48
Sukeforth, Clyde*	2-0	1.000	1947
Shotton, Burt	326-215	.603	1947-1950
Dressen, Charlie	298-166	.642	1951-53
Alston, Walter	2040-1612	.559	1954-76
Lasorda, Tommy*	1599-1439	.526	1976-96
Russell, Bill*	173-149	.537	1996-98
Hoffman, Glenn*	47-41	.534	1998
Johnson, Davey	163-161	.503	1999-2000
Tracy, Jim	427-383	.527	2001-05
Little, Grady	170-154	.525	2006-07
Torre, Joe	259-227	.533	2008-10
Mattingly, Don	446-363	.551	2011-15
Roberts, Dave*	195-129	.602	2016-

* Played for franchise



BRANT BROWN / Assistant Hitting Coach

37

Opening Day Age: 46 (June 22, 1971 in Porterville, CA)

Resides: Peoria, AZ

Appointed: Dec. 1, 2017

COACHING/FRONT OFFICE CAREER: Brown is in his first season as Dodgers' assistant hitting coach...spent the last five seasons as a coach in the Seattle Mariners' organization, including the last two as the team's offensive coordinator...from 2013-15, he served as Seattle's minor league outfield coordinator...prior to joining the Mariners, Brown spent six seasons as a hitting coach in the Texas Rangers organization (2007-12).

PLAYING CAREER: The former big league outfielder hit .247 with 45 home runs in 424 Major League games with the Cubs (1996-98, 2000), Pirates (1999) and Marlins (2000)...was originally selected by the Chicago Cubs in the third round of the 1992 First-Year Player Draft...Brown was a three-year starter at Fresno State University...in 1992, he was first-team All-Big West and second-team All-American selection after winning the conference Triple Crown.

PERSONAL: Brant Michael Brown is married to Marisa...They have a daughter, Hanna...Brown's father, Mike, played two minor league seasons and his uncle Jeff Brown played four seasons in the Dodger organization.



BOB GEREN / Bench Coach

8

Opening Day Age: 56 (Sept. 22, 1961 in San Diego, CA)

Resides: Danville, CA

Appointed: Dec. 17, 2015

MANAGING/COACHING CAREER: Geren is in his third season as Dave Roberts' bench coach...served as bench coach for the New York Mets from 2012-15...Geren has been the bench coach of two of the last three National League championship teams (Dodgers 2017, Mets 2015) and has been the bench coach of three league championship teams (Oakland, 2006) ... he managed the Oakland A's from 2007 until June 9, 2011 and had a 334-376 record...Geren spent 13 seasons in the Oakland organization as a coach, including three seasons as bullpen coach (2003-05) and one season (2006) as bench coach...He joined the Oakland organization in 1999 as a manager of the A's High-A affiliate Modesto and spent the next three years (2000-2002) as the manager of Triple-A Sacramento...He was California League Manager of the Year in 1999...Geren managed for three seasons in the Boston Red Sox farm system at Single-A Utica (1995), Rookie Gulf Coast Red Sox (1996) and Single-A Sarasota (1998).

PLAYING CAREER: The former catcher played five Major League seasons with the New York Yankees (1988-91) and San Diego Padres (1993) and batted .233/.283/.349 in 307 games...Geren was selected by the Padres in the first round (24th overall) of the 1979 First-Year Player Draft and played 15 professional seasons.

PERSONAL: Robert Peter Geren...married to Pam and has two sons — Bobby and Brett...both played baseball at Princeton University... Bobby was drafted by Oakland in the 36th round of the 2010 First-Year Player Draft, but did not sign...Geren is a car enthusiast and has a competition racing license.



RICK HONEYCUTT / Pitching Coach

40

Opening Day Age: 63 (June 29, 1954 in Chattanooga, TN)

Resides: Ringgold, GA

Appointed: Jan. 10, 2006

COACHING CAREER: Rick Honeycutt enters his 13th season as Dodger pitching coach, the third longest tenure of any Major League pitching coach after Chicago White Sox's Don Cooper (17) and San Diego's Darren Balsley (16)...in 2017, the Dodgers topped the National League in ERA (3.38, 2nd ML), opponents' batting average (.228, 1st ML), strikeouts (1,549, 5th ML), WHIP (1.15, 1st ML) and shutouts (16)...set a franchise record with 1,549 strikeouts last season...since his first season as pitching coach in 2006, Dodger pitchers rank first in the Major Leagues in ERA (3.63), WHIP (1.25), strikeouts (15,664), SO/BB ratio (2.68), fielding-independent pitching (3.68) and all opponents' slash-line numbers (.244/.309/.378/.688)...the Dodgers led the NL in ERA in 2008 (3.68) and 2009 (3.41, first in MLB) and were second in 2012 (3.34) and 2013 (3.25)...spent the 2002-05 seasons as the Dodgers' minor league pitching coordinator...started in the Dodger organization as a consultant, working with minor leaguers in 2001.

PLAYING CAREER: A two-time All-Star (1980, '83), Honeycutt pitched 21 seasons with Seattle (1977-80), Texas (1981-83, 94), Los Angeles (1983-87), Oakland (1987-93, 95), New York Yankees (1995) and St. Louis (1996-97)...appeared in 797 games, the 51st-highest total in Major League history...won a World Series with Oakland in 1989...while with Texas, he led the American League in ERA in 1983 (2.42)...he was originally drafted and signed by the Pittsburgh Pirates in 1976...finished his career with a 109-143 record with 38 saves and a 3.72 ERA...was an All-America first baseman/pitcher at the University of Tennessee after winning the Southeastern Conference batting title with a .404 mark...named to the school's All-Century team in 2009.

PERSONAL: Frederick Wayne Honeycutt and his wife Debbie have two children, Holli (Griffith) and Ricky, and he is the grandfather of five (Haden, Kaylee, Kendall, Brooks and Lucas)...owns a 100-acre ranch in northern Georgia where he hosts a non-profit organization that specializes in hippotherapy for mentally and physically challenged children...also involved with the Ronald McDonald House and in 2017 hosted the 34th annual Rick Honeycutt Youth Benefit Golf Tournament...in 2006 he was inducted into the Tennessee State Hall of Fame.



DANNY LEHMANN / Game Planning & Communications Coach

6

Opening Day Age: 32 (Sept. 5, 1985 in Denver, CO)
Resides: The Woodlands, TX
Appointed: Jan. 4, 2018

COACHING CAREER: Lehmann is in his first season as game planning/communications coach...he was the Dodgers' advance video scout the last three seasons.

PLAYING CAREER: Lehmann was selected by the Minnesota Twins in the eighth round of the 2007 draft out of Rice and was a catcher in their organization until 2013...over seven seasons in the Twins organization, he hit .229 with 47 doubles, four triples, eight home runs and 85 RBI in 365 career minor league games.

PERSONAL: Daniel Joseph Lehmann is married to Whitney and they have four children — Elle, Dash, Lake, Isla...after retiring as a player, Lehmann worked on a double major at Rice in sports management and managerial studies until joining the Dodgers prior to the 2015 campaign.



GEORGE LOMBARD / First Base Coach

29

Opening Day Age: 42 (Sept. 14, 1975 in Atlanta, GA)
Resides: Miami, FL
Appointed: Dec. 17, 2015

COACHING CAREER: Lombard returns for his third season as the Dodgers' first base, baserunning and outfield coach...prior to joining the Dodgers, spent the 2015 season with the Atlanta Braves and parts of six seasons in the Boston Red Sox organization...Lombard was the Braves' minor league field coordinator from September 2015 until December 2015...he previously spent three seasons as Boston's minor league outfield and baserunning coordinator (2013-15), two years as manager of the Rookie Gulf Coast League Red Sox (2011-12) and one season as Low-A Lowell Spinners hitting coach...as manager of the GCL Red Sox, his teams went 59-61 and the 2012 team reached the GCL Finals.

PLAYING CAREER: The former outfielder was a second-round pick of the Atlanta Braves in the 1994 First Year Player Draft...he played six big league seasons with the Braves (1998-2000), Tigers (2002), Devil Rays (2003), and Nationals (2006)...he played 16 professional seasons and was a non-roster invitee to Dodger Spring Training Camp in 2008...he was part of the Dodger split-squad team that played the first-ever Major League games in China in 2008 and hit the first American home run in the country.

PERSONAL: George Paul Lombard and his wife Judy have two children — George and Jacob...his mother Posy was a civil rights activist who marched alongside Martin Luther King Jr...was a top running back recruit signed to play at the University of Georgia before choosing to sign with Atlanta in 1994 instead...earned his bachelor's degree in psychology from the University of Phoenix in 2015.



LUIS ORTIZ / Assistant Hitting Coach


28

Opening Day Age: 47 (May 25, 1970 in Santo Domingo, Dominican Republic)
Resides: North Richland Hills, TX
Appointed: Dec. 1, 2017

COACHING/FRONT OFFICE CAREER: Ortiz enters first season as Dodgers assistant hitting coach...spent the last three seasons with the San Diego Padres as their field and hitting coordinator...prior to joining the Padres' organization in 2015, Ortiz spent two seasons as the assistant field coordinator and cultural development coordinator in the Cleveland Indians' player development system...began his coaching career with the Texas Rangers organization, spending five seasons with the club from 2008-12.

PLAYING CAREER: The former infielder played professionally for 14 seasons, including four years at the Major League level with the Boston Red Sox (1993-94) and the Texas Rangers (1995-96)...was selected by the Red Sox in the eighth round of the 1991 First-Year Player Draft out of Union University (Jackson, TN).

PERSONAL: Luis Alberto Ortiz is married to Susan...they have four children — Gabriela, Naomi, Samantha and Moriah...he graduated from Union University with a degree in physical education and minor in marketing...inducted into the University's Sports Hall of Fame in 2007...has published four books on hitting as well as a few instructional videos.



MARK PRIOR / Bullpen Coach

23

Opening Day Age: 37 (Sept. 7, 1980 in San Diego, CA)

Resides: San Diego, CA

Appointed: Jan. 4, 2018

COACHING/FRONT OFFICE CAREER: Prior is in his first season as Dodgers bullpen coach...he spent the last four years in San Diego, first as a baseball operations assistant in 2014 and then as minor league pitching coordinator from 2015-17.

PLAYING CAREER: Prior pitched five big league seasons, all with the Chicago Cubs (2002-06)...in 2003, he was 18-6 with a 2.43 ERA, 245 strikeouts and a National League-leading 2.47 FIP (fielding independent pitching), finishing third in the NL Cy Young Award balloting... was a 2003 NL All-Star...in 2003, Prior won two games in the postseason and helped the Cubs to win a game of the NL pennant...was 42-29 with a 3.51 ERA and 1.23 WHIP in 106 career starts...was the second overall pick in the 2001 First-Year Player Draft by the Cubs...Prior won the 2001 Golden Spikes Award pitching for the University of Southern California

PERSONAL: Mark William Prior is married to Heather... they have three children — Amanda, Caitlin and Matthew...Prior graduated from USC with a degree in business.



TURNER WARD / Hitting Coach

12

Opening Day Age: 53 (April 11, 1964 in Orlando, FL)

Resides: Saraland, AL

Appointed: Dec. 17, 2015

COACHING CAREER: Former big league outfielder is in his third season as the Dodgers' hitting coach...under Ward's guidance, the Dodgers established franchise records with 553 extra-base hits, 312 doubles, 221 home runs and a .437 slugging percentage in 2017...prior to joining the Dodgers, Ward spent three seasons on the Major League staff of the Diamondbacks (eight seasons overall in the Arizona organization), where he was Arizona's hitting coach from 2014-15 and assistant hitting coach in 2013...he combined to go 216-190 (.532) in four seasons as manager of Rookie GCL Pirates (2006), Short Season-A State College (2007) and Double-A Mobile (2011-12)... his teams won back-to-back Southern League championships in 2011-12 and he was named the 2011 SL Manager of the Year...Ward spent three seasons as Mobile's hitting coach (2008-10)...in 2012, he was a coach for the World Team at the 2012 All-Star Futures Game at Kauffman Stadium, and he also managed the South Division in the SL All-Star Game.

PLAYING CAREER: Ward spent 12 seasons in the Major Leagues (1990-2001) with the Indians (1990-91), Blue Jays (1991-93), Brewers (1994-96), Pirates (1997-99), Diamondbacks (1999-2000) and Phillies (2001)...in 626 games, he hit .251 with 73 doubles, 11 triples, 39 homers and 219 RBI.

PERSONAL: Turner Max Ward is married to Donna and has three children: Tucker, Olin and Kendall...his son Tucker, a right-handed pitcher, was selected in the 40th round of the 2015 First-Year Player Draft by Arizona...Ward attended Faulkner State Junior College and the University of South Alabama...Ward was inducted into the Southern League Hall of Fame in 2015, the Mobile (AL) Sports Hall of Fame in 2007 and Alabama Junior College Hall of Fame in 1996...he enjoys woodworking and in between his playing and coaching days, he built spec homes in Alabama...he earned his bachelor's degree in business administration from the University of Phoenix in 2015.



CHRIS WOODWARD / Third Base Coach

45

Opening Day Age: 41 (June 27, 1976 in Covina, CA)


Resides: Chandler, AZ

Appointed: Dec. 17, 2015

COACHING CAREER: Woodward is in his third season with the Dodgers as third base and infield coach...prior to joining Los Angeles, he spent parts of three years on the Seattle Mariners staff, joining the club in late 2013 to work with infielders...he became a permanent member of the staff in 2014 as infield coach and took over as first base coach in 2015...his coaching career began in 2013 as Seattle's minor league infield coordinator... Woodward served as manager of the New Zealand World Baseball classic qualifier team in February 2016 and was a coach on the 2013 qualifying team.

PLAYING CAREER: The former infielder played 12 Major League seasons with the Blue Jays (1999-2004, 2011), Mets (2005-06), Braves (2007), Mariners (2009, 2010) and Red Sox (2009) and he batted .239/.296/.365 in 659 games...he was the Blue Jays Opening Day shortstop in 2003...he concluded his playing career in 2012 with Toronto's Triple-A affiliate in Las Vegas...Woodward played every position in his big league career except for pitcher and catcher...he was originally selected in the 54th round of the 1994 First-Year Player Draft.

PERSONAL: Christopher Michael Woodward is married to Erin and they have three children — Sophie, Mason and Grady...Woodward graduated from Northview High in Covina and played baseball at Mt. San Antonio College in Walnut...earned a bachelor's degree in business management from University of Phoenix in 2012.



DR. NEAL ELATTRACHE / Head Team Physician

Dr. Neal Elattrache enters his 12th season as the Dodgers head team physician and specializes in sports medicine at the Kerlan-Jobe Clinic in Los Angeles. The Chicago native has been recognized as one of the leading surgeons in the country for treatment and research of knee, shoulder and elbow injuries. In addition to his work with the Dodgers, he is the Director of Sports Medicine at Cedars-Sinai, serves as the head team physician for the Los Angeles Rams and consultant to the Los Angeles Kings, Clippers and Lakers. He is the Chairman of the Kerlan-Jobe Research Foundation and Co-Director of Medical Affairs at the Kerlan-Jobe Institute. Dr. Elattrache received his bachelor's degree from the University of Notre Dame and earned his medical degree cum laude from the University of Pittsburgh. He studied sports medicine under Dr. Frank Jobe. Dr. Elattrache is married to Tricia and has three daughters — Nicole, Natalie and Eva.



RON PORTERFIELD / Director, Player Health

Ron Porterfield is in his first season with the Dodgers and will be based out of Glendale, AZ, providing the medical department with assistance and oversight at both the Major and minor league levels.

Porterfield, 53, spent the last 21 seasons with the Tampa Bay Rays, the past 12 as the head athletic trainer. Prior to his promotion to head trainer in 2006, he served as the Rays' assistant trainer for three years after six seasons as a minor league medical and rehabilitation coordinator. Porterfield served as an athletic trainer in the Houston Astros organization for nine years prior to joining the Rays. He began his professional career in 1988 with Class-A Auburn of the New York-Penn League.

In 2009, Porterfield and his assistant athletic trainers were named Major League Medical Staff of the Year by the Professional Baseball Athletic Trainers Society (PBATS), and in 2008 he was honored with the prestigious American Sports Medicine Institute (ASMI) Career Service Award.

The Santa Fe, New Mexico native graduated from New Mexico State University and is certified by the National Athletic Trainers' Association (NATA). Porterfield resides in Phoenix, AZ with his wife and they have two children — Alec and Abbey.




NEIL RAMPE / Head Athletic Trainer

Neil Rampe enters his third season as the Dodgers head athletic trainer. Prior to joining the Dodgers, he spent eight seasons with the Diamondbacks as the manual and performance therapist, holding that role from 2008-2015.

The Kalida, Ohio native graduated from the University of Findlay (Ohio), where he was a two-time NAIA All-American soccer player and graduated in 2000 with two bachelor's degrees in Athletic Training and Physical Education with an emphasis in Strength and Conditioning. He went on to receive his master's degree in Applied Kinesiology with a Sport and Exercise Science emphasis from the University of Minnesota in 2002, while serving as the assistant strength and conditioning coach in the Golden Gophers' athletic department. He then served as a certified athletic trainer at the Boulder center for Sports Medicine in Boulder, CO, from 2002-03 and then spent five years at the University of Arizona from 2003-07 as the associate director of performance enhancement.

Rampe resides in Atwater Village, CA with his wife Laura and daughter Liv.



BRANDON MCDANIEL / Strength & Conditioning Coach

Brandon McDaniel enters his sixth year at the Major League level and fifth season as the Dodgers' head strength coach.

McDaniel joined the Dodger organization in 2012 as the strength coach of the Triple-A Albuquerque Isotopes following a two-year stint with the Department of Defense as a contractor with Athletes' Performance. Prior to his time working with the DOD, McDaniel spent three years with the Pirates organization (2007 Gulf Coast Pirates, '08-'09 Altoona Curve).

McDaniel earned his bachelor's degree in exercise science from Wayne State College (Wayne, NE) and his master's degree in human movement from A.T. Still University (Mesa, AZ). He is a certified strength and conditioning specialist and registered strength and conditioning coach (National Strength and Conditioning Association) and performance enhancement and corrective exercise specialist (National Academy of Sports Medicine).

McDaniel resides in Burbank, CA with his wife Andrea and two sons Caleb and Turner.



STEVE CILLADI
82
Bullpen Catcher
5th season



FUMIMASA ISHIBASHI
86
Bullpen Catcher
1st season




NATHAN LUCERO
Asst. Athletic Trainer
3rd season



THOMAS ALBERT
Asst. Athletic trainer
3rd season



YOSUKE NAKAJIMA
Soft Tissue Specialist
4th season in role;
16th overall season
with Dodgers



ALEX TORRES
Dodger Clubhouse
Manager
2nd season in role;
21st overall season with
Dodgers



MITCH POOLE
Visiting Clubhouse
Manager
2nd season in role;
34th overall season with
Dodgers



JERRY TURNER
Umpires' Room Manager
2nd season in role;
40th overall season with
Dodgers

DODGER PITCHING AND HITTING COACHES

Pitching Coach	Years
Rick Honeycutt	2006-current
Jim Colborn	2001-2005
Claude Osteen	1999-2000
Charlie Hough	1998-1999
Goose Gregson	1998
Dave Wallace	1995-1997
Ron Perranoski	1981-1994
Red Adams	1969-1980
Harold (Lefty) Phillips	1965-1968
Joe Becker	1955-1965

Note: Other coaches have filled these roles without the official titles.

Hitting Coach	Years
Turner Ward	2016-current
Mark McGwire	2013-2015
Dave Hansen	2011-2012
Jeff Pentland	2011
Don Mattingly	2008-2010
Mike Easler	2008
Bill Mueller	2007
Eddie Murray	2006-2007
Tim Wallach	2004-2005
George Hendrick	2003
Jack Clark	2001-2003
Rick Down	1999-2000
Reggie Smith	1994-98
Ben Hines	1985, 1990-93
Manny Mota/Ben Hines	1989
Manny Mota	1980-88
Jim Lefebvre	1979
Jim Gilliam	1977-78

Show your team passion and earn cash rewards



\$150 cash rewards
bonus[†]

after you make at least \$500 in purchases
within 90 days of account opening.

**Get the Los Angeles Dodgers™ Cash Rewards Mastercard® from Bank of America
and earn cash back with every purchase**

1% cash back
everywhere,
every time

2% cash back at
grocery stores
& wholesale clubs

3% cash back
on gas

up to \$2,500 grocery/wholesale club/gas quarterly purchases[▼]

To apply, visit **newcardonline.com**
and use Priority Code VC0014.



Official Bank of the Los Angeles Dodgers[®]

For information about the rates, fees, other costs and benefits associated with the use of this credit card, or to apply, please visit newcardonline.com and use priority code VC0014.

†Bonus Cash Rewards Offer. You will qualify for \$150 bonus cash rewards if you use your new credit card account to make any combination of Purchase transactions totaling at least \$500 (exclusive of any fees, returns and adjustments) that post to your account within 90 days of the account open date. Limit one (1) bonus cash rewards offer per new account. This one-time promotion is limited to new customers opening an account in response to this offer. Other advertised promotional bonus cash rewards offers can vary from this promotion and may not be substituted. Allow 8-12 weeks from qualifying for the bonus cash rewards to post to your rewards balance. The value of this reward may constitute taxable income to you. You may be issued an Internal Revenue Service Form 1099 (or other appropriate form) that reflects the value of such reward. Please consult your tax advisor, as neither we, nor our affiliates, provide tax advice.

▼Bank of America® Cash Rewards Program Information. The 2% cash back on grocery store and wholesale club purchases and 3% cash back on gas purchases apply to the first \$2,500 in combined purchases in these categories each quarter. After that, the base 1% earn rate applies to those purchases.

This credit card program is issued and administered by Bank of America, N.A. Mastercard and World Mastercard are registered trademarks of Mastercard International Incorporated, and are used by the issuer pursuant to license. BankAmericard Cash Rewards is a trademark and Bank of America and the Bank of America logo are registered trademarks of Bank of America Corporation. Major League Baseball trademarks and copyrights are used with permission of Major League Baseball Properties, Inc. Visit MLB.com.

2018 DODGERS



CONGRATULATIONS
THE LOS ANGELES DODGERS
ADVANCING TO
THE WORLD SERIES



THANK YOU, FANS!

The Dodgers celebrate clinching their first World Series berth in 29 years following an 11-1 victory over the Chicago Cubs in Game 5 of the NLCS on Oct. 19, 2017 at Wrigley Field



SCOTT ALEXANDER

LHP | 75

@Dodgers



Bats: Left **Throws:** Left
Height: 6-0 **Weight:** 190
Opening Day Age: 28
Born: July 10, 1989 in Santa Rosa, CA
Resides: Phoenix, AZ
Acquired: From Kansas City in a three-team trade on Jan. 4, 2018
ML Service: 1.097
MLB Debut: September 2, 2015



ALEXANDER

CAREER HIGHLIGHTS

- The Santa Rosa, CA native enters his fourth big league season and his first with the Dodgers after being acquired by the club on January 4 as part of a six-player, three-team swap with the Royals and White Sox
- The 28-year-old southpaw owns a 5-4 record with four saves and a 2.78 ERA in 79 career big league games over three seasons with the Royals (2015-17)
- Since making his Major League debut in 2015, he ranks second in the big leagues (min. 75.0 IP) in ground ball percentage (72.9%) behind only Zach Britton's 78.4%
- Recorded his first Major League win on July 2, 2017 vs. Minnesota with 2.0 scoreless innings of relief...also earned his first career save on Aug. 22, 2017 vs. Colorado
- Made his MLB debut on Sept. 2, 2015 against Detroit as a member of the Royals, where he retired all three batters he faced for a perfect inning
- Over seven minor league seasons with the Royals organization (2010, 2012-17), he has gone 15-18 with 21 saves and has posted a 3.69 ERA in 185 career games (20 starts)
- Selected by the Kansas City Royals in the sixth round of the 2010 First-Year Player Draft out of Sonoma State University

YEAR-BY-YEAR

2017

- Spent majority of the season in the big leagues with the Royals, setting career-highs in wins (5), saves (4), games (58), innings (69.0) and strikeouts (59), while posting a career-low 2.48 ERA (19 ER/69.0 IP)
- Posted the second highest ground ball percentage among Major League relievers (73.3%), also ranked among American League relievers in opponents grounded into double plays (13, 2nd), grounded into double play percentage (22.4%, 3rd) and ERA (12th)...ranked among Major League rookie relievers in ERA (2nd), saves (3rd) and wins (T-4th)
- Limited batters to a .215 average with runners in scoring position
- Inherited 54 runners, which tied for fourth most in the big leagues and the most among ML rookies, while allowing just 12 to score (22.2%, T-13th, AL)...allowed just three homers over 69.0 innings, posting 0.39 home runs per nine innings (T-8th, ML)
- Recorded his first big league win on July 2 vs. Minnesota with 2.0 scoreless innings of relief...also earned his first career save on Aug. 22 vs. Colorado, retiring the final batter of the game on two pitches to leave the bases loaded
- Placed on the 10-day disabled list from May 8-June 7 with a right hamstring strain

2016

- Made two stints with the Royals, posting a 3.32 ERA (7 ER/19.0 IP) in 17 games and striking out 16 batters against seven walks...recalled for his second stint on Aug. 31 and finished the season strong, tossing 6.0 scoreless innings over eight appearances
- Matched a career-high with 3.0 scoreless innings on May 15 vs. Atlanta in Kansas City's 4-2 win in 13 innings...pitched the 10th, 11th and 12th innings, retiring nine of 10 batters
- Spent the majority of season with Triple-A Omaha, going 2-0 with one save and posted a 3.00 ERA (10 ER/30.0 IP) in 22 relief appearances...struck out 24 batters against 10 walks in 30.0 innings

2015

- Spent most of the season with Triple-A Omaha before having his contract selected by the Royals on Sept. 1 for his first big league action
- Allowed three runs in 6.0 innings (4.50 ERA) in four Major League games with the Royals...held hitters to a .238 average (5-for-21)
- Made his Major League debut on Sept. 2 against Detroit, where he tossed a perfect inning of relief with one strikeout

- Named Omaha's Pitcher of the Year after going 2-3 with 14 saves and posted a 2.56 ERA (18 ER/63.1 IP) in 41 appearances...tied for seventh in the PCL in saves...held hitters to a .209 average and posted a 1.03 WHIP, while striking out 50 batters against just 17 walks

2014

- Combined to go 2-4 with three saves and posted a 4.52 ERA (34 ER/67.2 IP) between Double-A Northwest Arkansas and Triple-A Omaha...recorded 49 strikeouts and walked 26 batters
- Helped Omaha win the 2014 Pacific Coast League and Triple-A Championships, recording a pair of scoreless appearances in the PCL championship series vs. Reno

2013

- Went 5-1 with a 3.00 ERA (25 ER/75.0 IP) with three saves in 41 combined games with Single-A Lexington, Single-A Wilmington, and Double-A Northwest Arkansas...set career highs in innings (75.0) and strikeouts (77)

2012

- Pitched in a combined 11 games (seven starts) with Rookie-level Arizona Royals and Single-A Kane County, going 2-4 with a 2.52 ERA (10 ER/35.2 IP)...struck out 31 batters and limited the opposition to a .248 average

2011

- Missed entire season due to left shoulder surgery

2010

- Began his professional career with Rookie-level Idaho Falls, going 1-6 with a 5.73 ERA (35 ER/55.0 IP) and striking out 41 batters against 22 walks

PERSONAL

Scott Alain Alexander...played at Pepperdine University where he earned West Coast Conference All-Freshman team honors in 2008...transferred to Sonoma State before the 2009-10 academic year... graduated from Cardinal Newman High School in Santa Rosa, CA in 2007 where he set school records for career strikeouts and single-season strikeouts...older brother Stuart pitched in the Marlins organization from 2004-09 and younger brother Jason currently pitches in the Angels organization...selected by the Cincinnati Reds in the 37th round of the 2007 First-Year Player Draft but did not sign...later selected by the Kansas City Royals in the sixth round of the 2010 First-Year Player Draft.

SCOTT ALEXANDER'S CAREER PITCHING RECORD

Year	Team	W-L	ERA	G	GS	CG	SHO	SV	IP	H	R	ER	HR	HB	BB	SO	WP	BK	AVG
2010	Idaho Falls	1-6	5.73	12	11	0	0	0	55.0	73	47	35	6	3	22	41	2	1	.320
2011									DNP - injured										
2012	Kane County	2-3	2.55	10	6	0	0	0	35.1	34	21	10	2	2	16	31	4	0	.252
	AZL Royals	0-1	0.00	1	1	0	0	0	0.1	0	1	0	0	0	0	0	0	0	.000
2013	Lexington	1-1	1.20	5	0	0	0	1	15.0	7	3	2	0	1	6	15	0	0	.143
	Wilmington	2-0	1.33	12	0	0	0	1	27.0	18	5	4	0	1	8	22	2	0	.188
	Northwest Arkansas	2-0	5.18	24	0	0	0	1	33.0	38	20	19	0	3	18	40	3	0	.299
2014	Northwest Arkansas	1-2	3.88	35	0	0	0	3	48.2	42	26	21	3	3	16	36	5	0	.235
	Omaha	1-2	6.16	11	0	0	0	0	19.0	23	16	13	4	0	10	13	4	0	.311
2015	KANSAS CITY	0-0	4.50	4	0	0	0	0	6.0	5	3	3	0	1	3	3	1	0	.238
	Omaha	2-3	2.56	41	0	0	0	14	63.1	48	21	18	5	1	17	50	10	0	.209
2016	KANSAS CITY	0-0	3.32	17	0	0	0	0	19.0	24	7	7	1	0	7	16	0	0	.316
	Omaha	2-0	3.00	22	0	0	0	1	30.0	32	16	10	2	1	10	24	1	0	.271
	AZL Royals	0-0	4.91	5	2	0	0	0	7.1	8	4	4	0	2	2	12	2	0	.276
2017	KANSAS CITY	5-4	2.48	58	0	0	0	4	69.0	62	23	19	3	0	28	59	3	0	.246
	Omaha	1-0	4.70	7	0	0	0	0	7.2	9	4	4	1	0	3	4	0	0	.290
Major League- 3 years		5-4	2.78	79	0	0	0	4	94.0	91	33	29	4	1	38	78	4	0	.261
Minor League- 7 years		15-18	3.69	185	20	0	0	21	341.2	332	184	140	23	17	128	288	33	1	.256

SCOTT ALEXANDER'S CAREER SINGLE-GAME BESTS

Low-Hit Complete Game:	---	Most Strikeouts:	4 (2x), last: June 9, 2017 at SD
Most Innings Pitched Starter:	---	Most Walks:	3, July 8, 2017 at LAD
Most Innings Pitched Reliever:	3.0 (2x), last: May 15, 2016 vs. ATL	Longest Winning Streak:	1 game (5x), last: Sept. 27, 2017
Most Earned Runs Allowed:	3 (2x), last: Sept. 19, 2017 at TOR	Longest Losing Streak:	1 game (4x), last: Sept. 13, 2017

SCOTT ALEXANDER'S CAREER FIELDING RECORD

Position	PCT	G	PO	A	E	TC	DP
Pitcher	.857	79	8	10	3	21	1

CAREER TRANSACTIONS

- Selected by Kansas City in the sixth round of the 2010 First-Year Player Draft
- Jan. 4, 2018: Acquired by Los Angeles from Kansas City in a three team trade. The Dodgers also received INF Jake Peter (from CWS), the Royals received RHP Trevor Oaks (from LA) and INF Erick Mejia (from LA) and the White Sox received LHP Luis Avilan (from LA), RHP Joakim Soria (from KC) and cash considerations (from LA & KC)

DISABLED LIST

- May 8- June 7, 2017 (strained right hamstring)



**PEDRO
BÁEZ**

RHP | 52
@Dodgers



Bats: Right **Throws:** Right
Height: 6-1 **Weight:** 230
Opening Day Age: 30
Born: March 11, 1988 in Bani, DR
Resides: Bani, DR
Acquired: Signed as a non-drafted free agent January 22, 2007
ML Service: 3.059
MLB Debut: May 5, 2014



CAREER HIGHLIGHTS

- Hard-throwing right-handed reliever has gone 10-10 with a 3.04 ERA and a 1.12 WHIP in 211 career relief appearances over four Major League seasons with the Dodgers
- Has held hitters to a .216 career batting average and has been effective against hitters from both sides of the plate, limiting left-handed batters to a .196 average and a .228 mark against righties
- Averaging 9.51 strikeouts per 9.0 innings with a 3.36 strikeout-to-walk ratio, striking out 225 career batters against just 67 walks in 213.0 innings
- Made his MLB debut on May 5, 2014 at Washington...picked up his first big league win on May 10, 2015 at Colorado with 1.1 scoreless innings in the Dodgers' 9-5 victory
- Spent the first six seasons of his career as an infielder before converting to pitching for the 2013 season...went 5-4 with 14 saves and a 3.82 ERA in 94 minor league relief appearances over four seasons...averaged nearly a strikeout per inning with 95 Ks in 103.0 innings pitched
- As a position player, compiled a .248 batting average while hitting 45 home runs with 286 RBI in 507 games in six seasons from 2007-2012...appeared in consecutive All-Star Futures Games in 2009-10...was rated as high as the Dodgers' No. 8 prospect by Baseball America as a third baseman, while constantly topping the publication's ratings as having the organization's best infield arm
- Originally signed as a non-drafted free agent on Jan. 22, 2007 out of the Dominican Republic

YEAR-BY-YEAR

2017

- Went 3-6 with a 2.95 ERA (21 ER/64.0 IP) in a team-leading 66 relief appearances in his fourth Major League season
- Held batters to a .225 average, including a .206 mark against left-handed hitters...ranked 14th among NL relievers (min. 100 BFP) in opponents' batting average against lefties
- Allowed two of 20 inherited runners to score (10.0%), tied for the seventh-lowest percentage among NL relievers (min. 50.0 IP)...limited batters with runners in scoring position to a .099 average (7-for-66), the third lowest among big league relievers (min. 50 BFP)
- Tossed a career-high 18.2 scoreless innings streak from Sept. 6, 2016 to April 25, holding hitters to a .127 average and striking out 23 batters against seven walks during that span
- Went 3-1 with a 1.99 ERA and held hitters to a .195 average at home, compared to a 0-5 record with a 3.90 ERA on the road
- Missed the first 10 games of the season with a right wrist contusion suffered at the beginning of Spring Training

2016

- Ranked second among Dodger relievers with career-high marks in games (73) and innings (74.0) in his second full year in the big leagues...went 3-2 with a 3.04 ERA and tied for ninth in the NL with 23 holds
- Limited opponents to a .195 batting average, which ranked 12th in the National League, and was effective against both right-handed (.214, 37-for-173) and left-handed hitters (.160, 15-for-94)
- Ranked 12th in the NL with a 1.00 WHIP
- Reeled off 15 consecutive scoreless appearances (17.1 IP) from July 1-Aug. 7...had two dominating months: July (14.2 scoreless innings with a .064 opponents' average (3-for-47) and September/October (11.2 scoreless IP/15 SO)

- Was sent to Double-A Tulsa Aug. 30-Sept. 6, but did not pitch for the Drillers
- Tossed scoreless relief in five of seven postseason appearances, allowing six runs (two earned) in 7.0 innings (2.57 ERA)

2015

- Went 4-2 with a 3.35 ERA in 52 relief appearances in his second big league season after making his first Opening Day roster
- Limited opposing hitters to a .247 batting average with a 1.14 WHIP...struck out 60 (with only 11 walks) in 51.0 innings
- Picked up his first big league victory on May 10 at Colorado with 1.1 scoreless innings in the Dodgers' 9-5 victory
- Placed on the DL from May 14-June 26 with a right pectoral strain
- Made two postseason appearances against the Mets in the NLDS, allowing three runs in 0.1 innings of relief

2014

- Posted a 2.63 ERA and limited opponents to a .188 batting average with a 0.88 WHIP in 20 relief appearances in four stints with the Dodgers in his first MLB action
- First recalled on May 5 and made his MLB debut that night against Washington, allowing two runs in 1.0 inning
- Selected to the Dodgers' NLDS roster and made two postseason appearances against the Cardinals, allowing two runs in 2.1 innings
- Went a combined 2-1 with 12 saves and a 3.86 ERA in 40 appearances for Double-A Chattanooga and Triple-A Albuquerque

2013

- In his first year pitching, went 3-3 with two saves and a 3.88 ERA in 48 combined relief appearances with Single-A Rancho Cucamonga and Double-A Chattanooga...averaged nearly a strikeout per inning with 55 Ks in 58.0 innings
- Opened the season at Rancho Cucamonga, making 32 appearances, before his July 10 promotion to Chattanooga
- Following the season, pitched for the Glendale Desert Dogs in the Arizona Fall League

2012

- Combined to hit .221 with 11 home runs and 59 RBI in 128 games with Rancho Cucamonga and Chattanooga
- Selected as a midseason Southern League All-Star, starting the game at third base for the North Division All-Stars
- Rated by Baseball America as the Dodgers' best minor league defensive infielder and having the system's best infield arm

2011

- Appeared in 32 games with Double-A Chattanooga, batting .210 with 12 doubles, two homers and 15 RBI

2010

- Hit a combined .263 with six homers and 45 RBI in 84 games with the Rookie-level AZL Dodgers, Single-A Inland Empire and Chattanooga
- Selected to his second consecutive XM All-Star Futures Game

2009

- Selected to the World Team at the 2009 XM All-Star Futures Game in St. Louis, hitting .286 with 17 doubles, 10 homers and 61 RBI in 79 games with Single-A Inland Empire
- Entered the season as the Dodgers No. 13 prospect according to Baseball America...also entered the season rated as having the organization's Best Infield Arm according to Baseball America

2008

- Combined to hit .229 with 30 doubles, 13 home runs and 66 RBI in 120 games with Rookie-advanced Ogden and Single-A Great Lakes...led Ogden with 12 home runs (tied for sixth in the Pioneer League) and 50 RBI (sixth in the league)

2007

- Ranked second in the Gulf Coast League with 39 RBI in 53 games with the Rookie-level GCL Dodgers
- Rated as the club's 10th-best prospect and as having the Best Infield Arm in the Dodger organization

PERSONAL

Pedro Alberys Báez...resides in his native Bani, Dominican Republic during the offseason...is fourth oldest of six siblings (three brothers, two sisters)...growing up, his mother, Idalia, worked in a factory, processing agricultural products for the popular Dominican brand "La Famosa"...his father, Pedro Sr., worked as a baker...originally signed as a non-drafted free agent Jan. 22, 2007 by scout Elvio Jimenez.

PEDRO BÁEZ'S CAREER PITCHING RECORD

Year	Team	W-L	ERA	G	GS	CG	SHO	SV	IP	H	R	ER	HR	HB	BB	SO	WP	BK	AVG
2013	Rancho Cucamonga	2-2	3.63	32	0	0	0	2	34.2	41	17	14	3	4	15	32	1	0	.295
	Chattanooga	1-1	4.24	16	0	0	0	0	23.1	26	13	11	3	0	8	23	2	1	.283
2014	LOS ANGELES	0-0	2.63	20	0	0	0	0	24.0	16	7	7	3	0	5	18	0	0	.188
	Albuquerque	0-0	4.76	23	0	0	0	6	22.2	27	12	12	4	2	4	20	2	1	.303
2015	Chattanooga	2-1	2.79	17	0	0	0	6	19.1	15	7	6	0	1	9	18	2	0	.208
	LOS ANGELES	4-2	3.35	52	0	0	0	0	51.0	47	22	19	4	1	11	60	1	1	.247
2016	LOS ANGELES	0-0	0.00	3	1	0	0	0	3.0	2	0	0	0	0	0	2	0	0	.200
	Oklahoma City	0-0	0.00	3	1	0	0	0	3.0	2	0	0	0	0	0	2	0	0	.200
2017	LOS ANGELES	3-2	3.04	73	0	0	0	0	74.0	52	27	25	11	2	22	83	3	2	.195
	Oklahoma City	3-6	2.95	66	0	0	0	0	64	56	24	21	9	2	29	64	1	1	.225
Major League- 4 years		10-10	3.04	211	0	0	0	0	213.0	171	80	72	27	5	67	225	5	4	.216
Dodgers Totals- 4 years		10-10	3.04	211	0	0	0	0	213.0	171	80	72	27	5	67	225	5	4	.216
Minor League-4 years		5-4	3.82	94	1	0	0	14	106.0	112	51	45	10	7	37	98	7	2	.272

PEDRO BÁEZ'S CAREER POSTSEASON PITCHING RECORD

Year	Team	W-L	ERA	G	GS	CG	SHO	SV	IP	H	R	ER	HR	HB	BB	SO	WP	BK
2014	NLDS: LA vs. STL	0-0	7.71	2	0	0	0	0	2.1	1	2	2	1	1	1	2	0	0
2015	NLDS: LA vs. NYM	0-0	81.00	2	0	0	0	0	0.1	2	3	3	0	0	2	1	0	0
2016	NLDS: LA vs. WAS	0-0	0.00	4	0	0	0	0	3.2	0	0	0	0	1	2	1	0	0
2016	NLCS: LA vs ChC	0-0	5.40	3	0	0	0	0	3.1	6	6	2	1	0	2	4	0	0
Postseason Totals		0-0	6.52	11	0	0	0	0	9.2	9	11	7	2	2	7	8	0	0
LDS Totals		0-0	7.11	8	0	0	0	0	6.1	3	5	5	1	2	5	4	0	0
LCS Totals		0-0	5.40	3	0	0	0	0	3.1	6	6	2	1	0	2	4	0	0

PEDRO BÁEZ'S CAREER SINGLE-GAME BESTS

Low-Hit Complete Game:	---	Most Strikeouts:	5, June 2, 2017 at MIL
Most Innings Pitched - Starter:	---	Most Walks:	3, Aug. 21, 2017 at PIT
Most Innings Pitched - Reliever:	2.2, July 8, 2016 vs. SD	Longest Winning Streak:	5 games, June 17, 2016-June 25, 2017
Most Earned Runs Allowed:	4 (2x), last: Sept. 19, 2017 at PHI	Longest Losing Streak:	5 games, Aug 2 -Sept. 19, 2017

PEDRO BÁEZ'S CAREER FIELDING RECORD

Position	PCT	G	PO	A	E	TC	DP
Pitcher	.846	211	4	18	4	26	3

CAREER TRANSACTIONS

- Jan. 22, 2007: Signed as a non-drafted free agent

DISABLED LIST

- May 14-June 26, 2015 (right pectoral strain)
- March 30-April 14, 2017 (right wrist contusion)

POSITION PLAYERS WHO ALSO PITCHED FOR THE DODGERS

There have been just nine position players to take the mound for the Los Angeles Dodgers:

Jim Hickman	June 23, 1967	2.0 IP, 2 H, 1 R, 1 ER, 0 BB, 0 K
Danny Heep	July 30, 1988	2.0 IP, 2 H, 2 R, 2 ER, 0 BB, 0 K
Jeff Hamilton	April 15, 1989	1.2 IP, 2 H, 1 R, 1 ER, 1 BB, 2 K
Mickey Hatcher	May 4, 1989	1.0 IP, 0 H, 1 R, 1 ER, 3 BB, 0 K
Chris Donnels	May 5, 2001	0.1 IP, 0 H, 0 R, 0 ER, 0 BB, 0 K
Robin Ventura	June 25, 2004	1.0 IP, 1 H, 0 R, 0 ER, 0 BB, 0 K
Mark Loretta	July 28, 2009	0.1 IP, 0 H, 0 R, 0 ER, 0 BB, 0 K
Skip Schumaker	April 29, 2013	1.0 IP, 2 H, 0 R, 0 ER, 1 BB, 0 K
Skip Schumaker	June 28, 2013	1.0 IP, 1 H, 0 R, 0 ER, 2 BB, 1 K
Drew Butera	May 14, 2014	1.0 IP, 0 H, 0 R, 0 ER, 0 BB, 1 K
Drew Butera	May 17, 2014	0.2 IP, 2 H, 2 R, 2 ER, 0 BB, 1 K

Source: RETROSHEET



DYLAN BAKER

@dylanbaker30

RHP | 71



Bats: Right **Throws:** Right
Height: 6-2 **Weight:** 200
Opening Day Age: 25
Born: April 6, 1992 in Roseburg, OR
Resides: Juneau, AK
Acquired: In a trade with Milwaukee on Jan. 2, 2018
ML Service: 0.031



CAREER HIGHLIGHTS

- The 25-year-old right-hander enters sixth professional season and his first with the Dodger after spending 2017 with the Cleveland Indians' Double-A Akron and Rookie-level AZL Indians
- Has gone 12-11 with a 3.58 ERA (96 ER/241.2 IP) in 65 career minor league games (48 starts) over five seasons with the Indians organization (2012-15, 2017)
- Has struck out 213 batters against 98 walks in 241.2 minor league innings, while also limiting the opposition to a .236 average
- In 2013, ranked amongst the Midwest League leaders in innings pitched (143.2, 4th), opponent average (.232, 4th), and strikeouts (117, T-4th)
- Selected in the fifth round by the Cleveland Indians in the 2012 First-Year Player Draft out of Western Nevada Community College

YEAR-BY-YEAR

2017

- Combined to go 1-1 with a 2.70 ERA (5 ER/16.2 IP) in 17 games (two starts) with Double-A Akron and Rookie-level AZL Indians... struck out 16 batters against just one walk
- Opened the season on the minor league disabled list after recovering from 2016 elbow surgery...made his season debut with Double-A Akron on April 29 and pitched in 13 games going 0-1 with a 2.84 ERA (4 ER/12.2 IP) and struck out 10 against one walk
- Pitched in four games (two starts) for Rookie-level AZL Indians while on rehab from July 23 to August 14 (back injury)
- Recalled by the Indians on Sept. 1 and placed on the 60-day disabled list with a right shoulder strain, ending his season

2016

- Missed the entire season as he underwent surgery on his right elbow twice (January and August)

2015

- Limited to one start for Single-A Carolina, where he earned the win after tossing 5.0 scoreless innings with nine strikeouts
- Underwent Tommy John surgery on May 20, performed by Dr. Neal ElAttrache

2014

- Split the season between Single-A Carolina and Rookie-level AZL Indians, going 3-3 with a 3.78 ERA (22 ER/52.1 IP) in 12 starts
- Held hitters to a combined .236 average, while striking out 41 batters against just 19 walks

2013

- In 27 games (25 starts) with Single-A Lake County, went 7-6 with a 3.63 ERA (58 ER/143.2 IP) and limited batters to a .232 average
- Recorded a career-high 117 strikeouts with a 1.29 WHIP on the year...was among the Midwest League leaders in innings pitched (4th, 143.2), opponent average (4th), and strikeouts (T-4th)

2012

- Started eight games with Rookie-level AZL Indians, going 0-1 with a 4.13 ERA (11 ER/24.0 IP) and recorded 30 strikeouts against 15 walks for his first professional season

PERSONAL

Dylan Ford Baker...resides in Juneau, Alaska, with his wife, Mikaela...graduated from Douglas High School (AK) before attending Tacoma Community College...transferred to Western Nevada College where he became the highest draft selection for a player out of Western Nevada...selected in the fifth round of the 2012 First-Year Player Draft by the Cleveland Indians.

DYLAN BAKER'S CAREER PITCHING RECORD

Year	Team	W-L	ERA	G	GS	CG	SHO	SV	IP	H	R	ER	HR	HB	BB	SO	WP	BK	AVG
2012	AZL Indians	0-1	4.13	8	8	0	0	0	24.0	24	19	11	1	0	15	30	6	1	.255
2013	Lake County	7-6	3.63	27	25	1	0	0	143.2	124	68	58	3	4	62	117	13	0	.232
2014	AZL Indians	0-0	1.59	3	3	0	0	0	5.2	2	1	1	1	0	1	13	0	0	.105
	Carolina	3-3	4.05	9	9	0	0	0	46.2	45	25	21	3	1	18	28	4	1	.250
2015	Lynchburg	1-0	0.00	1	1	0	0	0	5.0	0	0	0	0	0	1	9	0	0	.000
2017	AZL Indians	1-0	2.25	4	2	0	0	0	4.0	5	2	1	0	0	0	6	0	0	.278
	Akron	0-1	2.84	13	0	0	0	0	12.2	15	4	4	1	0	1	10	0	0	.288
Minor League-5 years		12-11	3.58	65	48	1	0	0	241.2	215	119	96	9	5	98	213	23	2	.236

CAREER TRANSACTIONS

- Selected by the Indians in the fifth round of the 2012 First-Year Player Draft
- Jan. 2, 2018: Acquired by the Dodgers from the Milwaukee Brewers in exchange for cash considerations or a player to be named later

DISABLED LIST

- Sept. 1, 2017-rest of season (right shoulder strain)

BARNES



AUSTIN BARNES

@Dodgers

C/IF | 15



Bats: Right **Throws:** Right

Height: 5-9 **Weight:** 190

Opening Day Age: 28

Born: Dec. 28, 1989 in Riverside, CA

Resides: Riverside, CA

Acquired: In a seven-player trade with the Miami Marlins on Dec. 10, 2014

ML Service: 1.124

MLB Debut: May 24, 2015



CAREER HIGHLIGHTS

- Versatile catcher/infielder and Riverside native enters his eighth professional season and his fourth with the Dodgers after playing his first full big league season in 2017
- Has appeared in 143 Major League games, posting a .265/.388/.430 slashline with 42 runs, 18 doubles, two triples, eight home runs and 41 RBI...batting .307 with runners in scoring position, while hitting .299 with runners on base in his career
- Has spent majority of his big league career at catcher (75 games), but has also appeared at second base (29 games) and third base (three games)...among active catchers (min. 500 INN), his .995 career fielding percentage (3 E/557.2 INN) ranks 13th best in the Majors
- Made his MLB debut on May 24, 2015 vs. San Diego and collected his first big league hit that day with a single in the eighth inning off Dale Thayer
- Belted his first Major League home run on April 15, 2017 against Arizona with a solo shot off Patrick Corbin that hit the left field foul pole in the second inning
- Over six minor league seasons with the Marlins (2011-14) and Dodgers (2015-16) organizations, he has hit .299 with 46 homers and 267 RBI in 585 minor league games...in 2015, was selected to the All-Pacific Coast League team and as a midseason PCL All-Star, while also earning Baseball America Triple-A All-Star honors...from 2012-2014, he was selected as an MLB.com Marlins Organization All-Star...was a Single-A Florida State League All-Star in 2013 and 2014...in 2012, earned South Atlantic League mid-season and post-season All-Star honors
- Selected by the Marlins in the ninth round of the 2011 First-Year Player Draft out of Arizona State University

YEAR-BY-YEAR

2017

- In his first full Major League season, he hit .289 with 15 doubles, two triples, eight home runs, 38 RBI and four stolen bases in 102 games...posted a .408 on-base percentage, as he drew 39 walks against striking out just 43 times
- Finished 10th in the Majors (min. 100 AB) with a .321 (35-for-109) average against right-handed pitchers...his .290 average (9-for-31) as a pinch-hitter was tied for 10th best in the big leagues

- Hit .320 with runners on-base, while batting .328 with runners in scoring position
- Appeared in 55 games (49 starts) at catcher, while also playing 21 games (four starts) at second base and one game at third base...posted a .994 fielding percentage at catcher, recording just three errors in 438.1 innings...his 3.74 catcher ERA ranked eighth best in the Majors (min. 400 INN)
- Belted his first big league home run on April 15, a solo shot off Patrick Corbin that hit the left field foul pole in the second inning
- Recorded his first career multi-homer game on June 30 at SD with his first career grand slam in the first inning and a three-run shot in the sixth...collected a career-high seven RBI and according to Elias Sports Bureau, he became the first Dodger catcher to hit a grand slam and a three-run homer in the same game
- Appeared in all 15 postseason games (13 starts), hitting .217 with two doubles, one home run and five RBI...had reached base safely in his first four plate appearances to begin the postseason and according to Stats LLC., he became the first Dodger to reach in four straight plate appearances to begin a postseason since Sandy Amoros in the 1955 World Series (five straight)

2016

- Spent the majority of the season with Triple-A Oklahoma City, but went 5-for-32 with a double and two RBI in 21 games in four stints with the Dodgers...made his first-career Opening Day roster
- Made seven starts, five at catcher and two at second base...overall, appeared in nine games at catcher, seven at second base and one at third base
- Selected to the Dodgers' NLDS roster vs. Washington and appeared in two games off the bench in the series
- At Triple-A, hit .295 with 22 doubles, five triples, six homers and 39 RBI in 85 games...posted a .380 on-base percentage, which would have ranked eighth in the Pacific Coast League if he had at-bats to qualify...batted .385 (30-for-78) with runners in scoring position
- Stole 18 bases, while only being caught three times
- With OKC, appeared in 63 games (62 starts) at catcher and 15 games (13 starts) at second base

2015

- Saw his first big league action, going 6-for-29 (.207) with two doubles and an RBI along with a .361 on-base percentage in 20 games with Los Angeles
- In the Majors, saw action at catcher (11 games, seven starts), third base (one game) and second base (one start) for Los Angeles...became the first Dodger to play catcher, third base and second base in the same season since Trent Hubbard in 1998-99, and the first to play catcher and second base in the same season since Derrel Thomas in 1980
- Made his MLB debut on May 24 vs. the Padres, collecting his first big league hit on that day with a single in the bottom of the eighth inning off of Dale Thayer
- Appeared in 81 games for Triple-A Oklahoma City and batted a team-best .315 with nine home runs and 42 RBI...posted a .389 on-base percentage
- Honored as a post-season All-Pacific Coast League team and a midseason Pacific Coast League All-Star...also selected by Baseball America as a Triple-A All-Star

2014

- Posted career-highs in runs (80), home runs (13), walks (69) and stolen bases (11) while splitting time between Single-A Jupiter and Double-A Jacksonville
- Was named a Florida State League mid-season All-Star, hitting .317 (57-for-180) with 11 doubles, one home run, and 14 RBI with Jupiter before being promoted to Jacksonville on June 1
- Acquired by the Dodgers on Dec. 10 along with Kike Hernandez, Chris Hatcher and Andrew Heaney in exchange for infielder Dee Gordon, right-handed pitcher Dan Haren, infielder Miguel Rojas and cash considerations

2013

- Earned Florida State League mid-season All-Star honors and spent majority of campaign with Single-A Jupiter, batting .260 (91-for-350) with 15 doubles, one triple, four home runs and 38 RBI in 98 games
- Promoted to Jacksonville on August 6 and in 19 games with Suns, posting .339 average (21-for-62) with two doubles, two triples, one home run and seven RBI...made 11 appearances as catcher, four at second base and four as designated hitter

2012

- Led the Single-A South Atlantic League in hits (152) and Greensboro in total bases (230), earning league mid-season and post-season All-Star honors

2011

- Started his professional career with short-season Jamestown, appearing in 31 games at catcher, 15 games as the designated hitter and 12 games at second base

PERSONAL

Austin Scott Barnes...married to Nicole...resides in Riverside, CA...2008 graduate of Riverside Poly High School (CA), where he earned four varsity letters in baseball and was a team captain in his senior season...was a three-time All-County and two-time All-League honoree and named first-team All-CIF (California Interscholastic Federation) and All-State in 2007 as a junior...also named team and league MVP as a junior...attended Arizona State University, where he earned First-Team All-Pac-10 honors following his junior season (2011), as well as garnering Honorable Mention All-Pac-10 honors after sophomore campaign (2010)...uncle is former Major Leaguer, Mike Gallego...selected by the Marlins in the ninth round of the 2011 First-Year Player Draft.

AUSTIN BARNES' CAREER BATTING RECORD

Year	Team	AVG	G	AB	R	H	2B	3B	HR	RBI	SH	SF	HP	BB	SO	SB	CS	OBP	SLG	E
2011	Jamestown	.288	57	219	33	63	13	0	1	19	1	1	4	25	22	6	1	.369	.361	5
2012	Greensboro	.318	123	478	76	152	36	3	12	65	17	3	9	59	61	9	2	.401	.481	14
2013	Jupiter	.260	98	350	42	91	15	1	4	38	0	5	10	52	59	5	2	.367	.343	6
	Jacksonville	.339	19	62	10	21	2	2	1	7	0	0	0	12	10	0	0	.446	.484	0
2014	Jupiter	.317	44	180	24	57	11	2	1	14	0	0	1	19	25	3	3	.385	.417	4
	Jacksonville	.296	78	284	56	84	20	2	12	43	3	5	6	50	36	8	0	.406	.507	13
2015	LOS ANGELES	.207	20	29	4	6	2	0	0	1	1	0	1	6	6	1	0	.361	.276	0
	Oklahoma City	.315	81	292	40	92	17	2	9	42	1	4	3	35	36	12	2	.389	.479	7
2016	LOS ANGELES	.156	21	32	3	5	1	0	0	2	0	0	0	5	9	0	0	.270	.188	0
	Oklahoma City	.295	85	336	59	99	22	5	6	39	1	4	43	53	18	3	0	.380	.443	10
2017	LOS ANGELES	.289	102	218	35	63	15	2	8	38	0	0	5	39	43	4	1	.408	.486	4
	Major League- 3 years	.265	143	279	42	74	18	2	8	41	1	0	6	50	58	5	1	.388	.430	4
	Dodger Totals- 3 years	.265	143	279	42	74	18	2	8	41	1	0	6	50	58	5	1	.388	.430	4
	Minor League-6 years	.299	585	2201	340	659	136	17	46	267	23	19	37	295	302	61	13	.388	.439	59

AUSTIN BARNES' CAREER POSTSEASON BATTING RECORD

Year	Team	AVG	G	AB	R	H	2B	3B	HR	RBI	SH	SF	HP	BB	SO	SB	CS	OBP	SLG
2016	NLDS: LAD vs. WSH	.000	2	1	1	0	0	0	0	0	0	0	0	0	1	0	0	.000	.000
2017	NLDS: LAD vs. ARI	.500	3	8	4	4	1	0	1	3	0	0	0	1	2	1	0	.556	1.000
	NLCS: LAD vs. CHC	.133	5	15	2	2	0	0	0	0	0	0	0	3	3	0	0	.278	.133
	WS: LAD vs. HOU	.174	7	23	2	4	1	0	0	2	0	1	1	0	5	0	0	.200	.217
	Postseason Totals	.213	17	47	9	10	2	0	1	5	0	1	1	4	11	1	0	.283	.319
	LDS Totals	.444	5	9	5	4	1	0	1	3	0	0	0	1	3	1	0	.500	.889
	LCS Totals	.133	5	15	2	2	0	0	0	0	0	0	3	3	0	0	0	.278	.133
	WS Totals	.174	7	23	2	4	1	0	0	2	0	1	1	0	5	0	0	.200	.217

AUSTIN BARNES' CAREER SINGLE-GAME BESTS

Most Hits:	3, Sept. 27, 2017 vs. SD	Most Stolen Bases:	2, June 22, 2017 vs. NYM
Most RBI:	7, June 30, 2017 at SD	Most Walks:	3 (2x), last: July 28, 2017 vs. SF
Most Home Runs:	2, June 30, 2017 at SD	Longest Hitting Streak:	7 games, Aug. 15-27, 2017
Most Runs Scored:	2 (6x), last: Sep. 27, 2017 vs. SD	Grand Slams:	1, June 30, 2017 at SD (Richard)

AUSTIN BARNES' CAREER FIELDING RECORD

Position	PCT	G	PO	A	E	TC	DP
Catcher	.995	61	601	22	3	626	4
Second Base	.977	29	16	27	1	44	7
Third Base	---	3	0	0	0	0	0

AUSTIN BARNES' CAREER CATCHING RECORD

G	INN	CCS	SB	CS%	PB	CPKO	CERA
75	557.2	6	33	20%	4	0	4.15

CAREER TRANSACTIONS

- Selected by the Marlins in the ninth round of the 2011 First-Year Player Draft
- Dec. 10, 2014: Acquired by Los Angeles from Miami with Chris Hatcher and Kiké Hernandez in exchange for Dee Gordon, Dan Haren, Miguel Rojas and cash consideration

DISABLED LIST

- Has not been on the disabled list in the Major Leagues

FIRST AT-BAT HOME RUNS

Six players in Dodger history have hit a home run in their first Major League at-bat:

Clise Dudley, April 27, 1929
Gordon Slade, May 24, 1930

Ernie Koy, April 19, 1938
Dan Bankhead, Aug. 26, 1947

Jose Offerman, Aug. 19, 1990
Garey Ingram, May 19, 1994



CODY BELLINGER

IF | 35

@Cody_Bellinger



Bats: Left **Throws:** Left
Height: 6-4 **Weight:** 215
Opening Day Age: 22
Born: July 13, 1995 in Scottsdale, AZ
Resides: Chandler, AZ
Acquired: Selected in the fourth round of the 2013 First-Year Player Draft
ML Service: 0.160
MLB Debut: April 25, 2017



CAREER HIGHLIGHTS

- The National League's unanimous Rookie of the Year enters his second big-league season after a breakout rookie campaign, where he also earned an All-Star selection after posting a .267/.352/.581 slashline with 26 doubles, four triples, 39 home runs, 97 RBI and 10 stolen bases in 132 games
- Also honored with the 2017 Players Choice Award for Outstanding NL Rookie and recognized by the Sporting News as the publications' NL Rookie of the Year...finished ninth place in the NL MVP voting in 2017, when he completed the season ranked among the NL leaders in home runs (2nd), home runs per at-bat (12.31, 2nd), game-winning RBI (17, 4th), slugging percentage (5th), extra-base hits (69, 8th), OPS (10th) and RBI (T-13th)
- His 39 home runs in 2017 established a National League rookie home run record, surpassing previous record holders Wally Berger (1930) and Frank Robinson (1956), who each belted 38 homers...also recorded six multi-home run games, which according to Stats, LLC, were the most ever by a rookie in Dodger history and the third most all-time, trailing just Mark McGwire (1987) and AL Rookie of the Year winner Aaron Judge (2017), who each collected seven multi-homer contests
- Had his contract selected on April 25, 2017 and made his Major League debut that day as the starting left fielder at San Francisco...picked up his first career hit in his fourth plate appearance of that game with an infield single off of Neil Ramirez
- Belted his first two career home runs on April 29, 2017 against the Phillies, slugging a solo shot off of Zach Eflin in the seventh inning for his first big league homer...became the first Dodger since Yasiel Puig (2 HR, June 4, 2013 vs. SD) to hit multiple home runs in the first game in which he ever hit a homer
- Entered the 2017 season rated as the Dodgers' No. 1 prospect and 32nd best overall prospect by MLB.com, and rated by Baseball America as the seventh-best overall prospect in baseball...selected as 2016 Baseball America's Double-A All-Star and MiLB.com Organizational All-Star...selected as a 2015 mid- and post-season California League All-Star, and was also honored as the MVP of the league championship series for the title-winning Quakes...posted a .271/.352/.503 slashline with 66 homers and 257 RBI in 132 career minor league games from 2013-17
- Selected by the Dodgers in the fourth round of the 2013 First-Year Player Draft out of Hamilton High School (AZ)

AWARDS



All-Star
(2017)



Rookie of the Year
(2017)

YEAR-BY-YEAR

2017

- Named National League Rookie of the Year unanimously and selected as an All-Star in his first Major League season... became the Dodgers 18th Rookie of the Year and the 22nd player overall to win the award by unanimous vote
- Finished ninth in the NL MVP voting, was also honored with the 2017 Players Choice Award for Outstanding NL Rookie and recognized by the Sporting News as the publications' NL Rookie of the Year
- After having his contract selected from Triple-A OKC on April 25, he posted a .267/.352/.581 slashline with 87 runs, 26 doubles, four triples, 39 home runs, 97 RBI and 10 stolen bases in 132 games in his first big league season...ranked among the NL leaders in home runs (2nd), home runs per at-bat (12.31, 2nd), game-winning RBI (17, 4th), slugging percentage (5th), extra-base hits (69, 8th), OPS (10th) and RBI (T-13th)
- His 39 home runs in 2017 established a National League rookie home run record, surpassing previous record holders Wally Berger (1930) and Frank Robinson (1956), who each belted 38 homers...also recorded six multi-home run games, which according to Stats, LLC, were the most ever by a rookie in Dodger history and the third most all-time, trailing just Mark McGwire (1987) and AL Rookie of the Year winner Aaron Judge (2017), who each collected seven multi-homer contests
- Including his record breaking home run season, also set Los Angeles (since 1958) single-season rookie records in slugging percentage (.581) and OPS (.933), while ranking among the all-time club rookie leaders in runs (4th), doubles (T-4th), RBI (2nd), batting average (10th) and on-base percentage (4th)
- Ranked among Major League rookies in runs (2nd), home runs (2nd), RBI (2nd), extra-base hits (2nd), on-base percentage (2nd), slugging percentage (2nd), OPS (2nd), doubles (T-3rd), walks (64, 4th), triples (T-5th), stolen bases (T-5th) and hits (128, T-7th)

- His 12 home runs off of a left-handed pitcher was the most in the Majors by a left-handed hitter and the most by left-handed Los Angeles Dodger hitter since 1974...posted a .271/.335/.568 slashline against southpaws with six doubles, two triples and 42 RBI
- Hit .297 (43-for-145) with 18 homers and 39 RBI from the seventh inning and later, while hitting .299 (20-for-67) with six homers and 15 RBI in close and late situations
- Selected to the National League All-Star team and became the first position player in Dodger history to make the team in his first season in the Majors...also became the youngest position player to be honored as an All-Star in franchise history at 21 years, 354 days old and the third-youngest Dodger All-Star overall (at the time of their selection), behind only Fernando Valenzuela (20 years, 281 days in 1981) and Ralph Branca (21 years, 183 days in 1947)...participated in the HR Derby, becoming the eighth Dodger and third LA rookie to partake in the event
- On July 15 at Miami, completed the third cycle in Los Angeles Dodger history (Wes Parker-1970, Orlando Hudson-2009) with a triple in the seventh inning...became just the ninth Dodger in franchise history to accomplish the feat and the first rookie to do so...according to Elias, became the first rookie to hit as many as 20 homers and also have a cycle in one season
- Homered on June 20, his 10th in 10 games, becoming just the second Dodger ever to accomplish that feat (Shawn Green, 2002)...became first MLB player to hit 10 in 10 games since Troy Tulowitzki in 2010...recorded the most homers as a Dodger in a season at 21 or younger, besting Adrián Beltré, who slugged 20 homers at 21 in 2000
- Named NL Rookie of the Month for May and June... established a new Dodgers rookie record for RBI in the month of May (27), and tied Dick Cox for the third-most RBI by a rookie in any calendar month, following James Loney (32, September 2007) and Del Bissnette (29, June 1928)...hit an MLB-best 13 homers in 28 June games, which tied for third most all-time by a rookie in a single month with Jimmie Hall, who hit 13 in Aug. 1963 with Minnesota...was also named NL Player of the Week for the week ending in May 7 and June 25
- According to Elias Sports Bureau, became the first player in Major League history with back-to-back multi-homer games at 21 years old or younger on June 11-13 and became the only player to have four multi-homer games in his first 45 career regular-season games in the big leagues
- Had his contract selected on April 25, 2017 and made his Major League debut that day as the starting left fielder at San Francisco...picked up his first career hit in his fourth plate appearance of that game with an infield single off of Neil Ramirez
- Belted his first two career home runs on April 29, 2017 against the Phillies, slugging a solo shot off of Zach Eflin in the seventh inning for his first big league homer...became the first Dodger since Yasiel Puig (2 HR, June 4, 2013 vs. SD) to hit multiple home runs in the first game in which he ever hit a homer
- Started all 15 Postseason games and hit .219 (14-for-64) with four doubles, one triple, three home runs and nine RBI... became the all-time Dodger rookie Postseason record holder in hits, extra-base hits (8), home runs, RBI, runs (10) and total bases (29)
- Posted a .343/.429/.627 slashline with four doubles, five homers and 15 RBI in 18 games with Triple-A Oklahoma City...prior to his promotion, he ranked among the PCL leaders in runs (15, T-4th), home runs (T-4th), RBI (T-8th), total bases (42, T-6th), stolen bases (7, T-2nd), on-base percentage (11th), slugging percentage (9th) and OPS (1.055, 7th)

2016

- Combined to post a .271/.365/.507 slashline with 17 doubles, 26 home runs and 71 RBI in 117 games with Double-A Tulsa and Triple-A Oklahoma City
- Spent majority of the season with the Drillers, hitting .263 with 23 homers and 65 RBI in 114 games and was selected as Double-A All-Star by Baseball America after ranking among the Texas League leaders in home runs (T-3rd), walks (59, T-3rd) slugging percentage (.484, T-3rd), OPS (.843, 3rd), on-base percentage (.359, T-5th), RBI (T-9th), and extra-base hits (41, T-10th)
- Promoted to Oklahoma City on Sept. 3 and hit .545 (6-for-11) with three home runs and six RBI in three games and also appeared in nine postseason games for the OKC Dodgers, hitting .250 (9-for-36) with a homer and five RBI
- Following the season, played in the Arizona Fall League for the Glendale Desert Dogs, earning a selection to the league's All-Star Prospect Team and starting at first base in the league's Rising Stars Game

2015

- Spent the entire campaign with Single-A Rancho Cucamonga and led the Single-A California League with 103 RBI and 97 runs scored, while placing second with 30 homers and batting .264 in 128 games
- Selected as a mid- and post-season California League All-Star
- Also tied for seventh with 33 doubles and ranked third with 257 total bases
- Was honored as the MVP of the California League championship series, batting .324 with three homers and seven RBI in eight postseason games to lead the Quakes to a league title

2014

- Combined to hit .312 with 14 doubles, six triples, three home runs and 34 RBI along with a .352 on-base percentage and .474 slugging percentage with Rookie-level AZL Dodgers and Rookie-level Ogden

2013

- Made his professional debut with Rookie-level AZL Dodgers and batted .210 with a homer and 30 RBI in 47 games

PERSONAL

Cody James Bellinger...graduated from Hamilton High School in Chandler, AZ...is the son of former Major Leaguer Clay Bellinger, who was a two-time World Series champion with Yankees (1999, 2000)...signed by scout Dustin Yount.

CODY BELLINGER'S CAREER BATTING RECORD

Year	Team	AVG	G	AB	R	H	2B	3B	HR	RBI	SH	SF	HP	BB	SO	SB	CS	OBP	SLG	E
2013	AZL Dodgers	.210	47	162	25	34	9	6	1	30	1	0	1	31	46	3	3	.340	.358	6
2014	Ogden	.328	46	195	49	64	13	6	3	34	0	3	0	14	35	8	0	.368	.503	7
	AZL Dodgers	.150	5	20	2	3	1	0	0	0	0	0	1	5	0	0	0	.190	.200	0
2015	Rancho Cucamonga	.264	128	478	97	126	33	4	30	103	2	8	4	52	150	10	2	.336	.538	7
2016	Tulsa	.263	114	399	61	105	17	1	23	65	0	4	3	59	94	8	2	.359	.484	2
	Oklahoma City	.545	3	11	5	6	0	0	3	6	0	0	1	0	0	0	0	.583	1.364	0
2017	LOS ANGELES	.267	132	480	87	128	26	4	39	97	0	3	1	64	146	10	3	.352	.581	5
	Oklahoma City	.343	18	67	15	23	4	0	5	15	0	0	1	9	22	7	0	.429	.627	0
	AZL Dodgers	.333	1	3	1	1	0	0	1	4	0	1	0	0	1	0	0	.250	1.333	0
	Major League-1 year	.267	132	480	87	128	26	4	39	97	0	3	1	64	146	10	3	.352	.581	5
	Dodger Totals-1 year	.267	132	480	87	128	26	4	39	97	0	3	1	64	146	10	3	.352	.581	5
	Minor League-6 years	.271	362	1335	255	362	77	17	66	257	3	16	9	167	353	36	7	.352	.503	22

CODY BELLINGER'S CAREER POSTSEASON BATTING RECORD

Year	Team	AVG	G	AB	R	H	2B	3B	HR	RBI	SH	SF	HP	BB	SO	SB	CS	OBP	SLG
2017	NLDS: LAD vs. ARI	.214	3	14	3	3	0	0	1	2	0	0	0	1	6	0	0	.267	.429
	NLCS: LAD vs. CHC	.318	5	22	3	7	2	0	1	2	0	0	0	1	6	1	0	.278	.133
	WS: LAD vs. HOU	.143	7	28	4	4	2	1	1	5	0	0	0	1	17	0	0	.200	.217
	Postseason Totals	.219	15	64	10	14	4	1	3	9	0	0	0	3	29	1	0	.453	.707
	LDS Totals	.214	3	14	3	3	0	0	1	2	0	0	0	1	6	0	0	.267	.429
	LCS Totals	.318	5	22	3	7	2	0	1	2	0	0	0	1	6	1	0	.348	.545
	WS Totals	.143	7	28	4	4	2	1	1	5	0	0	0	1	17	0	0	.172	.393

CODY BELLINGER'S CAREER SINGLE-GAME BESTS

Most Hits:	4, July 15, 2017 at MIA	Most Stolen Bases:	2, June 3, 2017 at MIL
Most RBI:	5, May 6, 2017 at SD	Most Walks:	3 (2x), last: Sept. 12, 2017 at SF
Most Home Runs:	2 (6x), last: June 25 2017 vs. COL	Longest Hitting Streak:	9 games, June 15-23, 2017
Most Runs Scored:	2 (18x), last: Sep. 13, 2017 at SF	Grand Slams:	1, May 6, 2017 at SD (Diaz)

CODY BELLINGER'S CAREER FIELDING RECORD

Position	PCT	G	PO	A	E	TC	DP
First Base	.994	93	656	36	4	696	62
Outfield	.986	46	69	2	1	72	0
Left Field	.982	39	53	1	1	55	0
Center Field	1.000	4	9	1	0	10	0
Right Field	1.000	5	7	0	0	7	0

CAREER TRANSACTIONS

- Selected by the Dodgers in the fourth round of the 2013 First-Year Player Draft

DISABLED LIST

- Aug. 20-30, 2017 (mild right ankle sprain)

CODY BELLINGER'S LOS ANGELES ROOKIE RANKS - 2017 SINGLE-SEASON (SINCE 1958)

Category	#	Rank	Leader
Hits	128	12th	Seager (193, 2016)
Runs	87	4th	Seager (105, 2016)
Doubles	26	T-4th	Seager (40, 2016)
HR	39	1st	Bellinger
RBI	97	2nd	Piazza (112, 1993)
AVG	.267	10th	Piazza (.318, 1993)
OBP	.352	4th	Piazza (.370, 1993)
SLG	.581	1st	Bellinger
OPS	.933	1st	Bellinger



WALKER BUEHLER

RHP | 64
@buehlersdayoff



Bats: Right **Throws:** Right
Height: 6-1 **Weight:** 180
Opening Day Age: 23
Born: July 28, 1994 in Lexington, KY
Resides: Lexington, KY
Acquired: Drafted in the first round of the 2015 First-Year Player draft
ML Service: 0.026
MLB Debut: September 7, 2017



BUEHLER

CAREER HIGHLIGHTS

- The 23-year-old highly touted right-hander enters his third professional season after starting the 2017 campaign with Single-A Rancho Cucamonga and ascending to the Majors to make his big league debut
- Enters the 2018 rated by MLB.com and Baseball America as the Dodgers' No. 1 prospect...also rated as 13th best overall prospect in baseball by Baseball America
- In eight big league games, he has gone 1-0 with a 7.71 ERA and struck out 12 batters against eight walks in 9.1 innings
- Had his contract selected from Triple-A Oklahoma City on Sept. 6, 2017 and made his big league debut the next day (Sept. 7), tossing 2.0 scoreless innings of relief with two strikeouts against the Rockies
- Recorded his first Major League win on Sept. 21, 2017 at Philadelphia, tossing a scoreless inning of relief with two strikeouts
- Selected as the 2017 Dodgers Branch Rickey Minor League Pitcher of the Year after going 3-3 with one save and posting a 3.35 ERA in 28 combined games (19 starts) with Single-A Rancho Cucamonga, Double-A Tulsa and Triple-A Oklahoma City...also named Texas League Pitcher of the Week in the week ending July 2, 2017 and 2017 MiLB.com Organization All-Star
- In 31 career minor league games (20 starts), he has gone 4-3 with a 3.17 ERA and has collected one save over two seasons...has held hitters to a .199 average and has struck out 131 batters against just 34 walks in 93.2 innings
- Selected by the Dodgers in the first round (24th overall) of the 2015 First-Year Player Draft out of Vanderbilt University

YEAR-BY-YEAR

2017

- Saw his first big league action in just his second professional season and made eight relief appearances going 1-0 with a 7.71 ERA (8 ER/9.1 IP)
- In the Majors, he struck out 12 against eight walks in 9.1 innings...held left-handed hitters to a .188 average and limited the opposition to a .182 mark with runners in scoring position
- Had his contract selected from Triple-A Oklahoma City on Sept. 6 and made his big league debut the next day (Sept. 7), tossing 2.0 scoreless innings of relief with two strikeouts against the Rockies
- Recorded his first Major League win on Sept. 21, 2017 at Philadelphia, tossing a scoreless inning of relief with two strikeouts in the Dodgers' 5-4 victory
- Selected as the Dodgers Branch Rickey Minor League Pitcher of the Year after going 3-3 with one save and posting a 3.35 ERA (33 ER/88.2 IP) in 28 combined games (19 starts) with Single-A Rancho Cucamonga, Double-A Tulsa and Triple-A Oklahoma City...rated by MLB.com as the Dodgers' No. 1 prospect and was rated by Baseball America as the 17th best overall prospect in baseball
- In the minors, held hitters to a combined .208 average, while striking out 125 batters against just 31 walks in 88.2 innings
- Named Texas League Pitcher of the Week in the week ending July 2 and was selected as MiLB.com Organizational All-Star

2016

- In his first professional season, he went 1-0 and tossed a combined 5.0 scoreless innings in three games (one start) with Single-A Great Lakes and Rookie-level AZL Dodgers after recovering from elbow surgery
- Collected a combined six strikeouts against three walks and did not issue a hit in all three outings

2015

- Underwent UCL reconstruction (Tommy John) surgery performed by Dr. Neal ElAttrache in Los Angeles on Aug. 5

PERSONAL

Walker Anthony Buehler...played college ball at Vanderbilt University and was a member of the 2014 College World Series championship team...pitched against UC Irvine in the College World Series where he tossed 5.1 hitless innings with seven strikeouts to earn the win...as a freshman in 2013 he earned a spot on the SEC First-Year Academic Honor Roll...graduated from Henry Clay (KY) High School...was named a two-time Kentucky All-State and two-time All-City team member and had his jersey retired at the high school...owns the single-season strikeout record at Henry Clay HS with 98 strikeouts over 66.0 innings...drafted by the Pirates in the 14th round of the 2012 First-Year Player Draft out of Henry Clay HS but did not sign...selected by the Dodgers in the first round (24th overall pick) of the 2015 First-Year Player Draft from Vanderbilt University and was signed by scout Marty Lamb

WALKER BUEHLER'S CAREER PITCHING RECORD

Year	Team	W-L	ERA	G	GS	CG	SHO	SV	IP	H	R	ER	HR	HB	BB	SO	WP	BK	AVG
2016	Great Lakes	0-0	0.00	2	1	0	0	0	3.0	0	0	0	0	1	3	3	0	0	.000
	AZL Dodgers	1-0	0.00	1	0	0	0	0	2.0	0	0	0	0	0	3	0	0	0	.000
2017	LOS ANGELES	1-0	7.71	8	0	0	0	0	9.1	11	8	8	2	0	8	12	1	0	.306
	Oklahoma City	1-1	4.63	12	3	0	0	1	23.1	19	12	12	1	0	11	34	3	1	.216
	Tulsa	2-2	3.49	11	11	0	0	0	49.0	40	19	19	5	0	15	64	1	0	.225
	Rancho Cucamonga	0-0	1.10	5	5	0	0	0	16.1	8	3	2	0	1	5	27	0	0	.143
	Major League- 1 years	1-0	7.71	8	0	0	0	0	9.1	11	8	8	2	0	8	12	1	0	.306
	Minor League- 2 years	4-3	3.17	31	20	0	0	1	93.2	67	34	33	6	2	34	131	4	1	.199

WALKER BUEHLER'S CAREER SINGLE-GAME BESTS

Low-Hit Complete Game:	---	Most Strikeouts:	3, Sept. 29, 2017 at COL
Most Innings Pitched Starter:	---	Most Walks:	2 (2x), Sept. 29, 2017 at COL
Most Innings Pitched Reliever:	2.0 (2x), last: Sept. 29, 2017 at COL	Longest Winning Streak:	---
Most Earned Runs Allowed:	4, Sept. 10, 2017 vs. COL	Longest Losing Streak:	---

WALKER BUEHLER'S CAREER FIELDING RECORD

Position	PCT	G	PO	A	E	TC	DP
Pitcher	1.000	8	2	1	0	3	1

CAREER TRANSACTIONS

- Selected in the first round (24th overall) of the 2015 First-Year Player Draft

DISABLED LIST

- Has not been on the disabled list in the Major Leagues

DODGERS TEAM NICKNAMES

Grays (1884-1888) - From the color of their uniforms. They were also called the Brooklynns and the Church City Nine

Bridegrooms (or Grooms) (1889-1891) - Six players were married in the offseason

Ward's Wonders (1891-1893) - After Brooklyn manager John Montgomery Ward

Foutz's Fillies (1893-1897) - After Brooklyn manager Dave Foutz

Trolley Dodgers (1896-1898) - The heavy concentration of electric trolley car tracks in front of Eastern Park caused fans to dodge the trolleys to reach the park. Manhattanites and other visitors began calling the Brooklyn fans Trolley Dodgers. The name eventually was given to the team.

Dodgers (1899-PRESENT) - Shortened version of Trolley Dodgers. The Brooklyn National League Baseball Club referred to their team as the Dodgers on their World Series programs in 1916 and 1920.

Superbas (1899-1924) - After the vaudeville group named Hanlon's Superbas. Ned Hanlon was the Dodger manager.

Robins (1915-1931) - After Brooklyn manager Wilbert Robinson

The Flock (1931-1957) - The Flatbush Flock- A nickname given to the team by newspaper writers

Bums (1937-1957) - More commonly known as Dem Bums. An endearing nickname derived from the Loveable Bum cartoon of newspaper cartoonist Willard Mullin. This nickname could only be used by a rabid Dodger fan. If a non-Dodger fan called the Brooklyn team Bums, it was reason enough to fight.



**J.T.
CHARGOIS**

@dodgers

RHP | 47



Bats: Switch **Throws:** Right

Height: 6-3 **Weight:** 195

Opening Day Age: 27

Born: Dec. 3, 1990 in Sulphur, LA

Resides: Houston, TX

Acquired: Claimed off waivers from the Minnesota Twins on Feb. 23, 2018

ML Service: 0.084

MLB Debut: June 11, 2016



CAREER HIGHLIGHTS

- 27-year-old right-hander enters his fifth professional season and his first with the Dodgers after being claimed by the club off of waivers from the Minnesota Twins on Feb. 23, 2018
- Over one big league season with the Twins in 2016, he has gone 1-1 with a 4.70 ERA (12 ER/23.0 IP) and has struck out 17 batters against 12 walks in 25 games
- Recalled by the Twins on June 10, 2016 from Triple-A Rochester and made his big league debut the next day against the Red Sox, allowing five runs on three hits in 0.2 innings of relief
- Collected his first career Major League win on Sept. 10, 2016 against the Indians, tossing a perfect inning of relief with one strikeout
- In 101 career minor league games, he has gone 4-2 with a 1.91 ERA (24 ER/113.1 IP) and has converted 37 saves (37 opportunities) over four professional seasons with the Twins' organization (2012, 2015-17)
- Selected to the US Team for the 2016 XM All-Star Futures Game...also selected as a Florida State League mid-season All-Star
- Selected by the Minnesota Twins in the second round in the 2012 First-Year Player Draft out of Rice University

YEAR-BY-YEAR

2017

- Appeared in just two games with Minnesota's Triple-A Rochester, tossing 2.2 scoreless innings of relief with one save before being placed on the disabled list for the remainder of the season

2016

- Saw his first big league action with the Twins, going 1-1 with a 4.70 ERA (12 ER/23.0 IP) and striking out 17 batters against 12 walks in 25 relief appearances
- Recalled by the Twins on June 10 from Triple-A Rochester and made his big league debut the next day against the Red Sox, allowing five runs on three hits in 0.2 innings of relief
- Collected his first career Major League win on Sept. 10 against the Indians, tossing a perfect inning of relief with one strikeout
- Tossed scoreless relief in 12 of his last 13 outings with the Twins from Sept. 5-Oct. 1, going 1-0 with a 0.79 ERA (1 ER/11.1 IP) and holding hitters to a .162 average...struck out 10 against just two walks, posting a 0.71 WHIP
- In 39 combined minor league games with Double-A Chattanooga and Triple-A Rochester, he went 2-1 with a 1.35 ERA (7 ER/46.2 IP) and collected 16 saves...held hitters to a .203 average, while striking out 55 batters against just 13 walks in 46.2 innings
- Selected to the US Team for the 2016 XM All-Star Futures Game

2015

- Went a combined 2-1 with a 2.63 ERA (14 ER/48.0 IP) and 15 saves in 48 relief appearances with Single-A Fort Myers and Double-A Chattanooga
- Struck out 53 batters against 25 walks, while limiting the opposition to a combined .212 average...held lefties to a combined .171 average, compared to a .243 mark against right-handers
- Began the season with Fort Myers, going 1-0 with four saves and posting a 2.40 ERA (4 ER/15.0 IP)...held batters to a .200 average and struck out 19 against five walks...selected as a Florida State League mid-season All-Star
- Promoted to Chattanooga on May 26 and spent the rest of the season with the Lookouts, going 1-1 with a 2.73 ERA (10 ER/33.0 IP) and 11 saves...ranked eighth in the Southern League in saves, despite playing in just 32 games for Chattanooga
- Added to Twins 40-man roster Nov. 20

2014

- Missed the entire season due to recovery of Tommy John surgery

2013

- Missed entire season with a right forearm strain...underwent Tommy John surgery in September

2012

- In his first professional season, he posted a 1.69 ERA (3 ER/16.0 IP) and recorded five saves in 12 relief appearances with Minnesota's Rookie-level Elizabethton Twins...struck out 22 against just five walks, while limiting hitters to a .182 average

PERSONAL

Jon Thomas Chargois (pronounced SHA-gwah)...graduated from Sulphur (LA) High School in 2009, where he pitched and played shortstop...earned 5A All-State honors, named First-Team All-District 3-5A pitcher and selected to the 2009 All-Southwest team after posting a 1.02 ERA in 61.2 innings, while also hitting .393 with 12 home runs and an .827 slugging percentage...attended Rice University from 2010-12, going 7-5, 3.63 ERA (72.0 IP, 29 ER) with 10 saves, 25 walks and 59 strikeouts in 47 career games (two starts)...named First-Team All-Conference USA in 2012, going 4-1, 2.15 ERA (37.2 IP, 9 ER) with eight saves, 12 walks and 38 strikeouts in 25 games; led Rice and was among Conference USA leaders in saves...was teammates with current Dodger reliever Tony Cingrani at Rice University, along with RHP Tyler Duffey and INF Anthony Rendon...selected by the Minnesota Twins in the second round of the 2012 First-Year Player Draft and was signed by scout Greg Runser.

J.T. CHARGOIS' CAREER PITCHING RECORD

Year	Team	W-L	ERA	G	GS	CG	SHO	SV	IP	H	R	ER	HR	HB	BB	SO	WP	BK	AVG
2012	Elizabethton	0-0	1.69	12	0	0	0	5	16.0	10	4	3	0	0	5	22	1	0	.182
2013									DNP - injured										
2014									DNP - injured										
2015	Chattanooga	1-1	2.73	32	0	0	0	11	33.0	26	12	10	1	2	20	34	1	0	.218
	Fort Myers	1-0	2.40	16	0	0	0	4	15.0	12	8	4	0	0	5	19	2	0	.200
2016	MINNESOTA	1-1	4.70	25	0	0	0	0	23.0	25	12	12	0	1	12	17	3	0	.291
	Rochester	2-1	1.29	28	0	0	0	9	35.0	27	7	5	1	0	8	41	6	0	.208
	Chattanooga	0-0	1.54	11	0	0	0	7	11.2	8	3	2	1	0	5	14	0	0	.190
2017	Rochester	0-0	0.00	2	0	0	0	1	2.2	1	0	0	0	0	1	2	0	0	.125
	Major League - 1 year	1-1	4.70	25	0	0	0	0	23	25	12	12	0	1	12	17	3	0	.291
	Minor League - 4 years	4-2	1.91	101	0	0	0	37	113.1	84	34	24	3	2	44	132	10	0	.203

J.T. CHARGOIS' CAREER SINGLE-GAME BESTS

Low-Hit Complete Game:	None	Most Strikeouts:	3, Sept. 2, 2016 vs. CWS
Most Innings Pitched Starter:	None	Most Walks:	2, 2x, last: April 24, 2016 at COL
Most Innings Pitched Reliever:	2.2, Aug. 11, 2016 vs. HOU	Longest Winning Streak:	1 game, Sept. 10, 2016
Most Earned Runs Allowed:	5, June 11, 2016 vs. BOS	Longest Losing Streak:	1 game, Aug. 19, 2016

J.T. CHARGOIS' CAREER SINGLE-GAME BESTS

Position	PCT	G	PO	A	E	TC	DP
Pitcher	1.000	25	0	1	0	1	0

CAREER TRANSACTIONS

- Drafted by the Minnesota Twins in the second round of the 2012 First-Year Player Draft
- February 23, 2018: Claimed off waivers from Minnesota

DISABLED LIST

- Sept. 5 - Nov. 6, 2017 (right elbow impingement)

DODGERTOWN — A HOME TO THE WORLD

International visits became a tradition at Dodgertown. The Dodgers played host to professional teams from Asia on 13 different occasions. Most recently the Osaka Buffaloes of the Japanese League trained at Dodgertown in 2003 for the second consecutive year. The Samsung Lions professional baseball team from Taegu, Korea trained at Dodgertown in 1985, 1992, 1993, 1996, and 1997. In addition to the Lions' five visits, the Tokyo Giants trained in Vero Beach in 1961, 1967, 1971, 1975, and 1981. The Chunichi Dragons from Nagoya, Japan trained at Dodgertown in 1988. The Sinon Bulls became the first Taiwanese team to train at Dodgertown when they began a week of workouts in February 1999.



TONY CINGRANI

@Dodgers

LHP | 54



Bats: Left **Throws:** Left
Height: 6-4 **Weight:** 210
Opening Day Age: 28
Born: July 5, 1989 in Evergreen, IL
Resides: San Francisco, CA
Acquired: In a three-player trade with Cincinnati on July 31, 2017
ML Service: 4.088
MLB Debut: September 9, 2012



CAREER HIGHLIGHTS

- 28-year-old southpaw enters his seventh big league season and his second with the Dodgers after being acquired by the club on July 31, 2017 in a three-player trade from the Cincinnati Reds
- In 186 career big league games (30 starts), he has gone 11-20 with 17 saves and has posted a 3.95 ERA over six seasons with the Reds (2012-17) and the Dodgers (2017)...has struck out 330 batters against 154 walks over 312.0 innings
- As a starter, he has gone 9-11 with a 3.72 ERA in 30 starts, while as a reliever he has gone 2-9 with 17 saves and has posted a 4.19 ERA in 156 appearances
- Has held hitters to a .230 career average, including limiting left-handed hitters to a .216 mark...has also limited the opposition to a .208 average with runners in scoring position
- Made his Major League debut on Sept. 9, 2012 as a member of the Reds against the Astros, allowing one run on one hit in 3.0 innings of relief with five strikeouts
- Picked up his first big league win on April 18, 2013 with a start against the Marlins, allowing one run on five hits in 5.0 innings and struck out eight batters against three walks
- Recorded his first Major League save on May 6, 2016 with 1.2 innings of relief and allowing two batters to reach base via a hit and a walk
- Selected by the Cincinnati Reds in the third round of the 2011 First-Year Player Draft out of Rice University

YEAR-BY-YEAR

2017

- Appeared in a combined 47 games with the Reds and the Dodgers, posting a 4.22 ERA and holding hitters to a .247 average...struck out 52 batters against 12 walks in 42.2 innings
- In 25 games with Cincinnati, he allowed 14 runs in 23.1 innings (5.40 ERA) and struck out 24 batters against six walks...placed on the 10-day DL from April 19-June 6 with a strained right oblique and made three rehab appearances (one start) with Triple-A Louisville and Single-A Dayton
- Prior to the All-Star break, he posted a 2.70 ERA (5 ER/16.2 IP) with a .213 opponents' batting average and a 1.02 WHIP in 18 games with Cincinnati
- Acquired by the Dodgers at the July 31 trade deadline in exchange for INF/OF Scott Van Slyke and minor leaguer Hendrik Clementina
- In 22 relief appearances with Los Angeles, he posted a 2.79 ERA (6 ER/19.1 IP) and held hitters to a .214/.276/.286 slashline...struck out 28 batters against just six walks, while posting a 1.09 WHIP
- Tossed scoreless relief in 18 of his 22 games after joining the Dodgers and allowed just one home run in 19.1 innings (0.47 homers per nine innings) with the club
- Appeared in seven postseason games, allowing just one run over 5.0 innings (1.80 ERA) and limited the opposition to a .188 average

2016

- Appeared in a career-high 65 games and posted a career-best 17 saves with the Reds, while going 2-5 with a 4.14 ERA...struck out 49 batters against 37 walks in 63.0 innings
- Held hitters to a .236 average, including a .207 mark against left-handed batters...limited the opposition to a .222 average with runners in scoring position

- Also recorded six pickoffs, which tied for the most in the Majors with San Francisco's Johnny Cueto and Los Angeles' Julio Urias
- Recorded his first Major League save on May 6, 2016 with 1.2 innings of relief and allowing two batters to reach base via a hit and a walk

2015

- Spent most of the season in the bullpen, going 0-3 with a 5.67 ERA (22 ER/33.1 IP) and limited hitters to a .250 average in 35 games (one start) with the Reds...struck out 39 batters against 25 walks in 33.1 innings
- Placed on the 15-day disabled list from June 14-July 22 with a strained left shoulder
- In nine games (six starts) with Triple-A Louisville, he went 0-1 with a 1.82 ERA (5 ER/24.2 IP) and has held batters to a .222 average...struck out 32 against 11 walks

2014

- Spent majority of the season on the disabled list with left shoulder tendinitis
- Appeared in 13 games (11 starts) with the Reds, going 2-8 with a 4.55 ERA (32 ER/63.1 IP) and struck out 61 batters against 35 walks
- Limited the opposition to a .258 average, including a .204 average against lefties
- Allowed 4 runs or fewer in the first 28 starts of his career, which tied for the fourth-longest such streak in Major League history

2013

- Spent most of the season with Cincinnati, going 7-4 with a 2.92 ERA and holding hitters to a .196 average in 23 games (18 starts)...struck out 120 batters against 43 walks in 104.2 innings
- Effective against hitters from both sides of the plate, limiting lefties to a .186/.239/.294 slashline and holding right-hander to a .200/.296/.396 mark...held the opposition to a .108 mark with runners in scoring position
- As a starter, he went 7-4 and posted a 2.77 ERA in 18 starts, while in five games as a reliever, he posted a 4.91 ERA (4 ER/7.1 IP)
- Picked up his first big league win on April 18 with a start against the Marlins, allowing one run on five hits in 5.0 innings and struck out eight batters against three walks
- Made six starts for Triple-A Louisville, going 3-0 with a 1.15 ERA (4 ER/31.1 IP) and held hitters to a .133 average...struck out 49 batters against just 11 walks...named International League Pitcher of the Week ending in the week April 8

2012

- Saw his first big league action with the Reds, allowing just one run over 5.0 innings (1.80 ERA) in three relief appearances...struck out nine against two walks and held hitters to a .200 average (4-for-20)
- Made his Major League debut on Sept. 9 against the Astros, allowing one run on one hit in 3.0 innings of relief with five strikeouts
- Combined to go 10-4 with a 1.73 ERA (28 ER/146.0 IP) in 26 games (25 starts) with Single-A Bakersfield and Double-A Pensacola...held hitters to a .191 average and struck out 172 batters against just 52 walks in 146.0 innings
- Named the organization's Minor League Pitcher of the Year and a Baseball America Minor League All-Star after producing the lowest ERA among all qualifying minor league pitchers...also named California League mid-season All-Star and was selected as Southern League Pitcher of the Week ending in the week July 2

2011

- In his first professional season, he went 3-3 with a 1.93 ERA (10 ER/51.1 IP) and held hitters to a .190 average...struck out 80 batters against just six walks in 51.1 innings
- Selected as a Baseball America Rookie All-Star and was also named to MiLB.com Short-Season Starting Pitcher of the Year...was also named MiLB.com Organizational All-Star and was selected as Pioneer League Pitcher of the Week for the week ending Aug. 29

PERSONAL

Anthony Michael Cingrani...graduated from Lincoln-Way Central High School in New Lenox, Illinois, where in 2007 he threw a no-hitter with 20 strikeouts against the state's top-ranked team...attended South Suburban College in South Holland, Illinois, where he set the school's career record for strikeouts (195 K in 143.1 IP)...transferred to Rice University...selected by the Reds in the third round of the 2011 First-Year Player Draft and was signed by scout Jerry Flowers.

TONY CINGRANI'S CAREER PITCHING RECORD

Year	Team	W-L	ERA	G	GS	CG	SHO	SV	IP	H	R	ER	HR	HB	BB	SO	WP	BK	AVG
2011	Billings	3-2	1.75	13	13	0	0	0	51.1	35	11	10	1	1	6	80	1	0	.190
2012	CINCINNATI	0-0	1.80	3	0	0	0	0	5.0	4	1	1	1	0	2	9	0	0	.200
	Bakersfield	5-1	1.11	10	10	0	0	0	56.2	39	13	7	2	0	13	71	1	0	.189
	Pensacola	5-3	2.12	16	15	1	0	0	89.1	59	24	21	7	1	39	101	1	0	.192
2013	CINCINNATI	7-4	2.92	23	18	0	0	0	104.2	72	37	34	14	2	43	120	4	0	.196
	Louisville	3-0	1.15	6	6	0	0	0	31.1	14	4	4	1	1	11	49	1	1	.133
2014	CINCINNATI	2-8	4.55	13	11	0	0	0	63.1	62	33	32	12	1	35	61	1	2	.258
2015	CINCINNATI	0-3	5.67	35	1	0	0	0	33.1	31	21	21	3	3	25	39	2	1	.250
	Louisville	0-1	1.82	9	6	0	0	0	24.2	20	6	5	2	2	11	32	1	1	.222
2016	CINCINNATI	2-5	4.14	65	0	0	0	17	63.0	54	30	29	5	3	37	49	3	1	.236
2017	CINCINNATI	0-0	5.40	25	0	0	0	0	23.1	25	14	14	9	1	6	24	1	0	.272
	LOS ANGELES	0-0	2.79	22	0	0	0	0	19.1	15	8	6	1	0	6	28	3	0	.214
	Louisville	0-0	0.00	2	0	0	0	0	2.0	0	0	0	0	0	2	1	2	0	.000
	Dayton	0-0	0.00	1	1	0	0	0	1.0	0	0	0	0	0	1	0	1	0	.000
Major League- 6 years		11-20	3.95	186	30	0	0	17	312.0	263	144	137	45	10	154	330	14	4	.230
Dodger Totals- 1 year		0-0	2.79	22	0	0	0	0	19.1	15	8	6	1	0	6	28	3	0	.214
Minor League-5 years		16-7	1.65	57	51	1	0	0	256.1	167	58	47	13	5	83	334	8	2	.186

TONY CINGRANI'S CAREER POSTSEASON PITCHING RECORD

Year	Team	W-L	ERA	G	GS	CG	SHO	SV	IP	H	R	ER	HR	HBP	BB	SO	WP	BK
2017	NLDS: LAD vs. ARI	0-0	0.00	2	0	0	0	0	1.0	0	0	0	0	0	0	0	0	0
	NLCS: LAD vs. ChC	0-0	0.00	2	0	0	0	0	1.0	1	0	0	0	1	0	1	0	0
	WS: LAD vs. HOU	0-0	3.00	3	0	0	0	0	3.0	2	1	1	1	0	2	2	0	0
Postseason Totals		0-0	1.80	7	2	0	0	0	5.0	3	1	1	1	1	2	2	0	0
LDS Totals		0-0	0.00	2	0	0	0	0	1.0	0	0	0	0	0	0	0	0	0
LCS Totals		0-0	0.00	2	0	0	0	0	1.0	1	0	0	0	1	0	1	0	0
WS Totals		0-0	3.00	3	0	0	0	0	3.0	2	1	1	1	0	2	2	0	0

TONY CINGRANI'S CAREER SINGLE-GAME BESTS

Low-Hit Complete Game:	---	Most Strikeouts:	11 (2x), last: July 28, 2013 at LAD
Most Innings Pitched Starter:	7.0 (5x), last: April 2, 2014 vs. STL	Most Walks:	6, June 28, 2013 at TEX
Most Innings Pitched Reliever:	4.0, June 28, 2013 at TEX	Longest Winning Streak:	3 games, April 18-June 11, 2013
Most Earned Runs Allowed:	6, June 9, 2014 vs. LAD	Longest Losing Streak:	11 games, May 18, 2014-April 26, 2016

TONY CINGRANI'S CAREER FIELDING RECORD

Position	PCT	G	PO	A	E	TC	DP
Pitcher	.947	186	13	41	3	57	2

CAREER TRANSACTIONS

- Selected by the Reds in the third round of the 2011 Draft
- July 31, 2017: Acquired by Los Angeles from Cincinnati in exchange for IF/OF Scott Van Slyke and C Hendrik Clementina

DISABLED LIST

- Aug. 25-Sept. 5, 2013 (strained lower back)
- May 1-18, 2014 (left shoulder tendinitis)
- June 15-July 22, 2015 (strained left shoulder)
- April 21-June 6, 2017 (strained right oblique)

ROBERTO CLEMENTE AWARD NOMINEES

Each year, Major League Baseball honors one player with the Roberto Clemente Award to recognize a player who best exemplifies the game of baseball through sportsmanship, community involvement and positive contributions to his team. Each team nominates one player who has gone above and beyond the call of duty in service to his community and the Dodger nominees since 2001 are:

'01 - Eric Karros	'11 - Clayton Kershaw
'02 - Marquis Grissom	'12 - Clayton Kershaw*
'03 - Dave Roberts	'13 - Adrián González
'04 - Jose Lima	'14 - Clayton Kershaw
'05 - Milton Bradley	'15 - Adrián González
'06 - Eric Gagné	'16 - Adrián González
'07 - Derek Lowe	'17 - Justin Turner
'08 - James Loney	
'09 - Orlando Hudson	*National Winner
'10 - Juan Pierre	



KYLE FARMER

@KFarm17

C/IF | 65



Bats: Right **Throws:** Right

Height: 5-11 **Weight:** 210

Opening Day Age: 27

Born: Aug. 17, 1990 in Atlanta, GA

Resides: Atlanta, GA

Acquired: Selected in the eighth round of the 2013 First-Year Player Draft

ML Service: 0.046

MLB Debut: July 30, 2017



CAREER HIGHLIGHTS

- 27-year-old backstop/infielder enters his sixth professional season with the Dodger organization after making his big league debut in 2017...hit .300 (6-for-20) with a double and two RBI in 20 games in his first stint in the Majors
- Made his Major League debut on July 30, 2017 against the Giants and in his first big league at-bat, drove in the game-winning run with a pinch-hit, two-run double in the 11th inning off of Albert Suárez for his first career hit...became the first Dodger player in franchise history to earn a walk-off RBI in his first career plate appearance and according to Elias Sports Bureau, became the first player in 22 years to supply a walk-off RBI in his first Major League plate appearance, joining Tomas Perez who accomplished the feat with Blue Jays on May 3, 1995
- Has posted a .297/.350/.439 career slashline with 121 doubles, 15 triples, 26 home runs, 243 RBI in 424 minor league games over five professional seasons
- During the course of his minor league career, has batted .347 with runners in scoring position (158-for-455)
- Has appeared at catcher (302 games) in the majority of his minor league career, but has also played 72 games at third base, six games at first base, six games at second base and two starts at shortstop...was a college shortstop at the University of Georgia before transitioning to catcher as a pro and has thrown out 35.2% of would-be base stealers (100 CS/184 SB)
- Selected to participate in the 2015 SiriusXM All-Star Futures Game and has been honored as 2014 Midwest League, 2015 California League and 2016 Texas League Mid-Season All-Stars
- Selected by the Dodgers in the eighth round of the 2013 First-Year Player Draft out of the University of Georgia

YEAR-BY-YEAR

2017

- Saw his first big league action and appeared in 20 games for Los Angeles hitting .300 (6-for-20) with a double and two RBI...made three different stints with the Dodgers
- Recalled on July 28 for his first stint with Los Angeles and made his Major League debut on July 30 against the Giants and in his first big league at-bat, drove in the game-winning run with a pinch-hit, two-run double in the 11th inning off of Albert Suárez for his first career hit...became the first Dodger player in franchise history to earn a walk-off RBI in his first career plate appearance and according to Elias Sports Bureau, became the first player in 22 years to supply a walk-off RBI in his first Major League plate appearance, joining Tomas Perez who accomplished the feat with Blue Jays on May 3, 1995...according to Stats LLC., also became the first Dodger since Darren Dreifort to record a walk-off hit for his first career hit on May 27, 1994 vs. PIT (RBI single) and the first position player since Greg Brock, who recorded an RBI single on Sept. 5, 1982 vs. PIT, to accomplish the feat
- Appeared in five postseason games and drove in a run in Game 3 of the NLCS against the Cubs
- Appeared in a combined 92 games with Triple-A Oklahoma City and Double-A Tulsa, posting a .317/.375/.476 slashline with 23 doubles, one triple, 10 home runs and 56 RBI...saw majority of action at catcher (51 games), but also appeared at third base (29 games), second base (six games), first base (six games) and shortstop (two games)
- Selected as Texas League Player of the Week for the week ending May 14

2016

- Appeared in a combined 78 games with Double-A Tulsa and Rookie-level AZL Dodgers, hitting .258 with 18 doubles, two triples, seven homers and 35 RBI
- Spent majority of the season with Tulsa and was selected to the Texas League Mid-Season All-Star as he hit .296 with 11 doubles, two triples, three homers and 18 RBI along with a .342 on-base percentage in the first 39 games of the season

- Hit a combined .309 (21-for-68) with six doubles, three home runs and 29 RBI with runners in scoring position

2015

- Selected to play in the MLB All-Star Futures Game and as a Single-A California League All-Star, combining to hit .296 in 120 games with Rancho Cucamonga and Double-A Tulsa
- Tied for ninth among all full-season minor leaguers with 40 doubles...also had seven triples, three homers and 66 RBI
- Chosen by MiLB.com as a Dodgers Organization All-Star
- Following the season, played for the Glendale Desert Dogs in the Arizona Fall League, where he posted .293/.323/.517 slashline with seven doubles, two homers and 13 RBI

2014

- Split time between Single-A Great Lakes and Single-A Advanced Rancho Cucamonga, combined to hit .284 with 21 doubles, five triples, two homers and 50 RBI in 93 games
- Honored as a 2014 Midwest League Mid-Season All-Star, after posting a .310/.357/.441 slashline with 16 doubles, four triples, two homers, 35 RBI and nine stolen bases with the Loons

2013

- Selected as the MiLB.com Organizational All-Star, posting a .347 (58-for-167)/.386/.533 slashline with 19 doubles, four homers and 36 RBI in 41 games with Rookie-advanced Ogden in his first year of professional ball

PERSONAL

James Kyle Farmer...played both baseball and football (quarterback) at Marist High School in Atlanta ...in four years at the University of Georgia, appeared in 212 games with 211 starts at shortstop and batted .308 with 18 home runs and 168 RBI...ranked in Georgia's career top 10 for games played, total bases, at-bats, hits, doubles and RBI...selected to UGA Athletic Director's Academic Honor Roll as a junior and as a senior...drafted in the 35th round by the New York Yankees in the 2012 First-Year Player Draft, but did not sign...made a cameo in the hit movie "The Blind Side" as a high school quarterback...selected by the Dodgers in the eighth round of the 2013 First-Year Player Draft and signed by scout Lon Joyce.

KYLE FARMER'S CAREER BATTING RECORD

Year	Team	AVG	G	AB	R	H	2B	3B	HR	RBI	SH	SF	HP	BB	SO	SB	CS	OBP	SLG	E
2013	Ogden	.347	41	167	37	59	19	0	4	36	0	4	6	7	21	1	1	.386	.533	4
2014	Great Lakes	.310	57	229	25	71	16	4	2	35	0	2	3	15	24	9	3	.357	.441	1
	Rancho Cucamonga	.238	36	130	8	31	5	1	0	15	2	1	3	10	28	2	0	.306	.292	3
2015	Rancho Cucamonga	.337	44	163	33	55	14	6	1	27	0	2	5	12	25	5	2	.396	.515	1
	Tulsa	.272	76	283	25	77	26	1	2	39	0	4	4	14	55	0	1	.311	.392	2
2016	AZL Dodgers	.294	4	17	4	5	0	0	2	4	0	0	0	1	1	0	0	.333	.647	0
	Tulsa	.256	74	266	31	68	18	2	5	31	0	3	3	25	44	2	0	.323	.395	9
2017	LOS ANGELES	.300	20	20	1	6	1	0	0	2	0	0	0	0	3	0	0	.300	.350	0
	Oklahoma City	.305	59	223	32	68	16	1	7	38	0	0	4	13	36	0	4	.354	.480	2
	Tulsa	.339	33	124	21	42	7	0	3	18	0	1	0	16	13	1	0	.411	.468	3
Major League- 1 year		.300	20	20	1	6	1	0	0	2	0	0	0	0	3	0	0	.300	.350	0
Dodger Totals- 1 year		.300	20	20	1	6	1	0	0	2	0	0	0	0	3	0	0	.300	.350	0
Minor League-5 years		.297	424	1602	216	475	121	15	26	243	2	17	28	113	247	20	11	.350	.439	25

KYLE FARMER'S CAREER SINGLE-GAME BESTS

Most Hits:	1 (6x), last: Sept. 26, 2017 vs. SD	Most Stolen Bases:	None
Most RBI:	2, July 30, 2017 vs. SF	Most Walks:	None
Most Home Runs:	None	Longest Hitting Streak:	1 game, last: Sept. 26, 2017
Most Runs Scored:	1, Aug. 10, 2017 at ARI	Grand Slams:	None

KYLE FARMER'S CAREER FIELDING RECORD

Position	PCT	G	PO	A	E	TC	DP
Catcher	1.000	3	5	0	0	5	0
First Base	1.000	1	10	1	0	11	1
Third Base	---	4	0	0	0	0	0

KYLE FARMER'S CAREER CATCHING RECORD

G	INN	CCS	SB	CS%	PB	CPKO	CERA
3	7.0	0	0	-	0	0	3.86

CAREER TRANSACTIONS

- Drafted by Los Angeles in the 8th round of the 2013 First-Year Player Draft

DISABLED LIST

- Has not been on the disabled list in the Major Leagues



JOSH FIELDS

@Dodgers

RHP | 46



Bats: Right **Throws:** Right
Height: 6-0 **Weight:** 205
Opening Day Age: 32
Born: Aug. 19, 1985 in Athens, GA
Resides: Hull, GA
Acquired: In a trade with Houston on Aug. 1, 2016
ML Service: 4.083
MLB Debut: April 2, 2013



CAREER HIGHLIGHTS

- Hard-throwing right-hander enters his sixth big league season and his third year with the Dodgers after posting career-best numbers in 2017
- In 243 career big league games, he has gone 15-10 with 11 saves and has posted a 3.98 ERA over five seasons with the Astros (2013-16) and the Dodgers (2016-17)
- Since entering the big leagues in 2013, he ranks 19th among Major League relievers with an average of 10.67 strikeout per nine innings (min. 200.0 IP), striking out 279 batters against just 80 walks in 235.1 innings
- Has limited hitters to a .229 career average, including holding righties to a .213 mark
- Made his Major League debut with the Astros on April 2, 2013 against the Rangers, striking out the only batter he faced in the eighth inning (Craig Gentry)
- Recorded his first big league win on July 23, 2013 against the Athletics, allowing just one hit and striking out two in an inning of relief...collected his first Major League save on Aug. 5, 2013 against the Red Sox, recording a four-out save by striking out all four batters he faced
- Over nine minor league seasons, he has gone 12-9 with a 3.17 ERA and has collected 25 saves in 177 career games (one start) in the Mariners (2009-11), Red Sox (2011-12), Astros (2013-16) and Dodgers (2016-17) organizations
- Has struck out 259 batters in 229.2 minor league innings (10.1 strikeout per nine innings)
- Selected by the Seattle Mariners in the first round (20th overall) in the 2008 First-Year Player Draft out of the University of Georgia

YEAR-BY-YEAR

2017

- In his first full season with the Dodgers, he posted career-highs in innings (57.0), WHIP (0.96) and wins (5) and posted career-lows in ERA (2.84), opponents' batting average (.194) and opponents' OBP (.251)
- Ranked in the top 15 among National League relievers in wins (T-11th), WHIP (8th), opponents' batting average (12th) and opponents' OBP (6th)
- Tossed scoreless relief in 44 of 57 appearances, going 5-0 with a 2.84 ERA (18 ER/57.0 IP) and two saves...struck out 60 batters against 15 walks
- Effective against batters from both sides of the plate, limiting righties to a .169 average and holding left-handed hitters to a .232 mark...held the opposition to a .219 average with runners on base
- Placed on the DL with a lower back strain from Aug. 27-Sept. 4
- Appeared in four postseason games, allowing two earned runs in an inning of relief
- Made three relief appearances with Triple-A Oklahoma City, not allowing a run in 3.0 innings and striking out three...allowed just one runner to reach base via a hit

2016

- Combined to go 1-0 with a 4.63 ERA (18 ER/35.0 IP) and struck out 42 batters against just 11 walks in 37 relief appearance for the Astros and the Dodgers
- Allowed just three out of 23 inherited runners to score (13.0%)
- In 15 relief appearances with the Astros, he posted a 6.89 ERA (12 ER/15.2 IP) and struck out 20 against just three walks...went 1-0 with one save and 1.65 ERA (5 ER/27.1 IP) in 23 relief appearances for the Astros' Triple-A Fresno, while holding hitters to a .192 average with a 0.65 WHIP
- Acquired by the Dodgers on August 1 from the Houston Astros in exchange for minor league first baseman Yordan Alvarez
- In 22 games with the Dodgers, he went 1-0 with a 2.79 ERA (6 ER/19.1 IP) and struck out 22 batters against just eight walks...tossed scoreless relief in 10 of his last 11 games since Sept. 2 (1 ER/9.2 IP)
- Limited hitters to a .256 average with Los Angeles, including a .185 (5-for-27) mark against lefties...opposition hit just .188 (6-for-32) against him with RISP
- Selected to the Dodgers' 2016 NLDS and NLCS roster, striking out four and walking one in 2.1 scoreless innings in four postseason appearances, while limiting batters to a .125 average (1-for-8)
- Made two relief appearances for Triple-A Oklahoma City, going 0-1 with a 9.00 ERA (2 ER/2.0 IP)

2015

- Started the season on the 15-day disabled list with a right groin strain and made five rehab starts with Triple-A Fresno before being active by the Astros on April 24
- Spent majority of the season with Houston, going 4-1 with a 3.55 ERA (20 ER/50.2 IP) and posting a 1.14 WHIP in 54 relief appearances
- Ranked fifth among American League relievers with a 11.90 strikeout per nine innings, striking out 67 batters against just 19 walks in 50.2 innings...also ranked seventh among AL relievers with a 0.36 home run per nine innings, allowing just two homers during the season
- Held the opposition to a .210 average, as he was effective against hitters from both sides of the plate, limiting righties to a .193 average (21-for-109) and a .234 mark (18-for-77) against left-handers
- Allowed only six out of 25 inherited runners to score (24.0 %)
- Opted to Double-A Corpus Christi on Aug. 20, allowing just one hit in 1.2 scoreless innings in two games before being recalled by the Astros on Sept. 1, where he remained through the end of the season
- Made his first career postseason appearance, appearing in two games with the Astros in the ALDS games against the Royals, allowing two runs in 1.2 innings of work with four strikeouts

2014

- Went 4-6 with four saves and posted a 4.45 ERA (27 ER/54.2 IP) in 54 relief appearances with Houston...struck out 70 batters against 17 walks in 54.2 innings
- Tied eighth among AL relievers with a 0.33 home run per nine innings (2 HR/54.2 IP) and ranked 11th in strikeout per nine innings (11.52)...according to Fangraphs.com, ranked eighth among AL relievers in WAR (1.5)
- Limited hitters to a .242 average, including a .218 mark (24-for-110) against righties
- Placed on the 15-day disabled list from June 15-July 4 with right forearm soreness
- Opted to Triple-A Oklahoma City on May 6, appearing in three games for the Redhaws and not allowing a hit in 3.0 innings of work...recalled on May 14

2013

- Made his first career Opening Day roster and appeared in 41 games with the Astros, going 1-3 with five saves and posting a 4.97 ERA (21 ER/38.0 IP)
- Averaged better than a strikeout per innings, striking out 40 batters against 18 walks in 38.0 innings
- Limited hitters to a .220 average, including a .200 mark (16-for-80) against righties...held the opposition to a .171 average (6-for-35) with RISP, including a .118 mark (2-for-17) with RISP with two outs
- Made his Major League debut with the Astros on April 2 against Texas, striking out the only batter he faced in the eighth inning (Craig Gentry)
- Recorded his first big league win on July 23 against the Athletics, allowing just one hit and striking out two in an inning of relief
- Collected his first Major League save on Aug. 5 against the Red Sox, recording a four-out save by striking out all four batters he faced
- Placed on 15-day disabled list from April 4-May 31 with a right forearm strain...appeared in a combined seven rehab games (one start) with Double-A Corpus Christi and Single-A Quad Cities, posting a 1.80 ERA (2 ER/10.0 IP) and striking out eight without issuing a walk

2012

- Combined to go 4-3 with 12 saves and posted a 2.01 ERA (13 ER/58.1 IP) in 42 games with Boston's Triple-A Pawtucket and Double-A Portland...struck out a combined 78 batters against just 18 walks in 58.1 innings, posting a 12.0 strikeout per nine innings
- Started the season with Portland, going 3-3 with eight saves and a 2.62 ERA (13 ER/44.2 IP) in 32 relief appearances...struck out 59 batters against just 16 walks in 44.2 innings, while holding the opposition to a .185 average
- Promoted to Pawtucket on Aug. 3 and went 1-0 with four saves and tossed scoreless relief in all 10 appearances he made for the Red Sox...struck out 19 and issued just two walks in 13.2 innings
- Played a key role in Pawtucket's International League championship run, tossing 2.0 hitless innings with four strikeouts in two playoff appearances...recorded the save in Game 3 of the International League Finals to clinch the title for the Red Sox
- Selected by Houston with the first overall pick in the Major League portion of the 2012 Rule 5 Draft

2011

- Posted a combined 4-2 record with a 3.67 ERA (23 ER/56.1 IP) and 64 strikeouts in 38 games between Double-A Portland (nine games) of the Red Sox organization and Triple-A Tacoma (nine games) and Double-A Jackson (20 games) of the Mariners organization
- Held opposing hitters to a combined .194 (38-for-196) average between the three stops
- Traded to the Red Sox along with LHP Erik Bedard in exchange for OF Trayvon Robinson and OF Chih-Hsien Chiang on July 31

2010

- Appeared in 21 games for Double-A West Tennessee, going 1-1 with six saves and posting a 3.14 ERA (10 ER/28.2 IP), while limiting hitters to a .190 average
- After the season, played for Peoria in the Arizona Fall League and participated in the AFL Rising Stars Game for the second consecutive year

2009

- Began his professional career with Double-A West Tennessee, going 2-2 with one save and a 6.48 ERA (24 ER/33.1 IP)...struck out 36 batters in 33.1 innings
- Following the season, he pitched for the Peoria Javelinas in the Arizona Fall League posting a 1.64 ERA (2 ER/11.0 IP) in 11 relief appearances...selected to the league's Rising Stars Game

PERSONAL

Joshua David Fields...resides in Hull, GA with his wife, Brittney...graduated from Prince Avenue Christian School (GA) in 2005...went on to attend the University of Georgia where he played from 2005-08...as a senior at UGA, was named the Stopper of the Year by the NCBWA as the nation's best closer...also received First Team All-American honors by Collegiate Baseball/Louisville Slugger and was named the SEC Pitcher of the Year...selected by the Atlanta Braves in the second round of the 2007 First-Year Player Draft, but did not sign...selected in the first round (20th overall) by Seattle in the 2008 First-Year Player Draft and was signed by Mariners scout Chuck Carlson.

JOSH FIELDS' CAREER PITCHING RECORD

Year	Team	W-L	ERA	G	GS	CG	SHO	SV	IP	H	R	ER	HR	HB	BB	SO	WP	BK	AVG
2009	West Tenn	2-2	6.48	31	0	0	0	1	33.1	33	33	24	2	1	22	36	3	0	.254
2010	West Tenn	1-1	3.14	21	0	0	0	6	28.2	19	12	10	0	0	18	28	2	0	.190
2011	Jackson	1-2	2.77	20	0	0	0	3	26.0	17	11	8	0	1	19	26	2	0	.185
	Tacoma	0-0	6.23	9	0	0	0	0	13.0	11	10	9	2	0	13	13	0	1	.229
	Portland	3-0	3.12	9	0	0	0	1	17.1	10	6	6	2	1	10	25	3	1	.179
2012	Portland	3-3	2.62	32	0	0	0	8	44.2	30	14	13	4	1	16	59	2	0	.185
	Pawtucket	1-0	0.00	10	0	0	0	4	13.2	8	0	0	0	0	2	19	0	0	.174
2013	HOUSTON	1-3	2.50	41	0	0	0	5	38.0	31	21	21	8	0	18	40	0	0	.220
	Quad Cities	0-0	0.00	2	1	0	0	0	4.0	2	0	0	0	0	0	4	0	0	.143
	Corpus Christi	0-0	3.00	5	0	0	0	0	6.0	7	2	2	0	0	0	4	0	0	.292
2014	HOUSTON	4-6	4.45	54	0	0	0	4	54.2	50	29	27	2	2	17	70	0	0	.242
	Oklahoma City	0-0	0.00	3	0	0	0	1	3.0	0	0	0	0	0	1	4	0	0	.000
2015	HOUSTON	4-1	3.55	54	0	0	0	0	50.2	39	20	20	2	1	19	67	1	0	.210
	Fresno	0-0	3.00	5	0	0	0	0	6.0	5	2	2	0	0	4	3	1	0	.217
	Corpus Christi	0-0	0.00	2	0	0	0	0	1.2	1	0	0	0	1	2	1	0	0	.200
2016	HOUSTON	0-0	6.89	15	0	0	0	0	15.2	23	14	12	2	0	3	20	0	0	.343
	LOS ANGELES	1-0	2.79	22	0	0	0	0	19.1	20	8	6	2	1	8	22	0	0	.256
	Fresno	1-0	1.65	23	0	0	0	1	27.1	19	6	5	0	0	7	32	1	0	.192
	Oklahoma City	0-1	9.00	2	0	0	0	0	2.0	3	2	2	0	1	0	2	0	0	.353
2017	LOS ANGELES	5-0	2.84	57	0	0	0	2	57.0	40	19	18	10	1	15	60	1	1	.194
	Oklahoma City	0-0	0.00	3	0	0	0	0	3.0	1	0	0	0	0	0	3	0	0	.100
Major League-5 years		15-10	3.98	243	0	0	0	11	235.1	203	111	104	26	5	80	279	2	1	.229
Dodger Totals-2 years		6-0	2.83	79	0	0	0	2	76.1	60	27	24	12	2	23	82	1	1	.211
Minor League-9 years		12-9	3.17	177	1	0	0	25	229.2	166	98	81	10	9	114	259	14	2	.201

FIELDS

JOSH FIELDS' CAREER POSTSEASON PITCHING RECORD

Year	Team	W-L	ERA	G	GS	CG	SHO	SV	IP	H	R	ER	HR	HBP	BB	SO	WP	BK
2015	ALDS: HOU vs. KC	0-0	10.80	2	0	0	0	0	1.2	1	2	2	1	0	2	4	0	0
2016	NLDS: LA vs. WAS	0-0	0.00	2	0	0	0	0	1.0	0	0	0	0	0	1	3	0	0
	NLCS: LA vs. CHC	0-0	0.00	2	0	0	0	0	1.1	1	0	0	0	0	0	1	0	0
2017	NLDS: LA vs. ARI	0-0	0.00	1	0	0	0	0	0.1	1	0	0	0	0	0	1	0	0
	NLCS: LA vs. CHC	0-0	0.00	2	0	0	0	0	0.2	0	0	0	0	0	0	0	0	0
	WS: LA vs. HOU	0-0	-	1	0	0	0	0	0.0	3	2	2	2	0	0	0	0	0
Postseason Totals		0-0	7.20	10	0	0	0	0	5.0	6	4	4	3	0	3	9	0	0
LDS Totals		0-0	6.00	5	0	0	0	0	3.0	2	2	2	1	0	3	8	0	0
LCS Totals		0-0	0.00	4	0	0	0	0	2.0	1	0	0	0	0	0	1	0	0
WS Totals		0-0	-	1	0	0	0	0	0.0	3	2	2	2	0	0	0	0	0

JOSH FIELDS' CAREER SINGLE-GAME BESTS

Low-Hit Complete Game:	None	Most Strikeouts:	4 (4x), last: May 1, 2015 vs SEA
Most Innings Pitched - Starter:	None	Most Walks:	3, Sept. 18, 2016 vs. CIN
Most Innings Pitched - Reliever:	2.0 IP (14x), last: Aug. 9, 2017 at ARI	Longest Winning Streak:	8 games, July 23, 2015-July 14, 2017
Most Earned Runs Allowed:	5 (2x), last: May 6, 2014 at DET	Longest Losing Streak:	5 games, Aug. 7 2013-April 29, 2014

JOSH FIELDS' CAREER FIELDING RECORD

Position	PCT	G	PO	A	E	TC	DP
Pitcher	1.000	243	15	9	0	24	2

CAREER TRANSACTIONS

- Selected by the Seattle Mariners in the 1st round of the 2008 First-Year Player Draft
- July 31, 2011: Acquired by Boston from Seattle with Erik Bedard for Trayvon Robinson and Chih-Hsien Chiang
- Dec. 6, 2012: Selected by Houston in the Rule 5 Draft
- Aug. 1, 2016: Acquired by Los Angeles from Houston for Yordan Alvarez

DISABLED LIST

- April 8-May 31, 2013 (right forearm strain)
- June 15-July 4, 2014 (right forearm soreness)
- April 1-April 24, 2015 (right groin strain)
- Aug. 27-Sept. 4, 2017 (lower back strain)



WILMER FONT

@Dodgers

RHP | 62



Bats: Right **Throws:** Right
Height: 6-5 **Weight:** 240
Opening Day Age: 27
Born: May 24, 1990 in La Guaira, Venezuela
Resides: Catia La Mar, Venezuela
Acquired: Signed as a free agent on Dec. 21, 2016
ML Service: 0.085
MLB Debut: September 18, 2012



CAREER HIGHLIGHTS

- 27-year-old right-hander enters his 10th professional season and his fourth year in the Majors after seeing his first big league action last season since 2013
- In eight career big league games over three seasons with the Rangers (2012-13) and the Dodgers (2017), he has allowed nine runs over 7.0 innings (11.57 ERA) and has struck out four batters
- Made his Major League debut on Sept. 18, 2012 with the Texas Rangers, tossing a scoreless inning of relief with one walk against the Angels
- Over nine minor league seasons, has gone 38-29 with 18 saves and has posted a 3.61 ERA in 203 games (105 starts) with the Rangers (2007-14), Blue Jays (2016) and Dodgers (2017) organizations
- Has held batters to a career .218 average in the minors and has struck out 730 batters against 271 walks in 618.2 innings, posting a 10.62 strikeout per nine innings
- Named Pacific Coast League's Pitcher of the Year in 2017 after leading the league in ERA (3.42), WHIP (1.11), opponents' batting average (.222) and strikeouts (178)...his strikeout total was Oklahoma City's all-time single-season strikeout record, since the team rejoined the PCL in 1998...also selected to the All-PCL team, mid- and post-season PCL All-Star and was named PCL Pitcher of the Week twice, taking home the award for the periods of May 15-21 and July 10-16 in 2017...was also honored as Baseball America's Triple-A All-Star last season
- Signed by Texas as a non-drafted free agent on July 11, 2006 by Manny Batista and Andres Espinosa

YEAR-BY-YEAR

2017

- Saw his first big league action since 2013, after having his contract selected on Sept. 2 and making his Dodger debut on the same day...allowed seven runs in 3.2 innings of relief (17.18 ERA) with three strikeouts in three games with Los Angeles
- Spent majority of the season with Triple-A Oklahoma City, going 10-8 with a 3.42 ERA and holding hitters to a .222 average in 25 starts...went 7-3 with a 2.36 ERA in 12 home starts and struck out 94 batters against 14 walks in 68.2 innings
- Named Pacific Coast League's Pitcher of the Year after leading the league in ERA, WHIP (1.11), opponents' batting average and strikeouts (178), while also ranking among the best in starts (T-2nd), wins (T-3rd) and innings pitched (134.1 IP, 6th)...his strikeout total was Oklahoma City's all-time single-season strikeout record, since the team rejoined the PCL in 1998
- Was also selected to the All-PCL team, mid- and post-season PCL All-Star and was named PCL Pitcher of the Week twice, taking home the award for the periods of May 15-21 and July 10-16 in 2017...also honored as Baseball America's Triple-A All-Star

2016

- Split the season between Toronto's Triple-A Buffalo and Double-A New Hampshire, where he owned a combined 4-4 record over 12 games (11 starts) with a 3.68 ERA (27 ER/66.0 IP)
- Combined to strike out 55 batters against 12 walks in 66.0 innings, posting a 4.58 strikeout-to-walk ratio...held the opposition to a .244 average and posted a 1.11 WHIP
- Earned Eastern League Pitcher of the Week for the week ending August 21

2015

- Pitched for the Ottawa Champions in the Canadian-American Association of Professional Baseball, going 10-4 with a 4.09 ERA in 21 games (20 starts)...struck out 81 batters against 55 walks in 116.2 innings

2014

- Pitched for the Rangers' Double-A Frisco, where he appeared in 29 games going 2-1 with a 3.48 ERA (12 ER/31.0 IP)...held the opposition to a .214 average and struck out 31 against 17 walks
- Made two stints on the DL, from July 8 - Aug. 5 and again from Aug. 10 - Sept. 23 before being designated for assignment on Oct. 2

2013

- Appeared in two games for the Rangers, allowing just one hit in 1.1 innings of relief
- Started the season with Double-A-Frisco where over 26 games, he posted a 1-2 record with a 1.41 ERA (5 ER/32.0 IP) with 45 strikeouts and 24 walks
- Brought up to Triple-A Round Rock on June 29, where he went 1-0 for a 0.45 ERA (1 ER/20.0 IP) over 16 games...held the opposition to a .119 average and busted out a 0.90 WHIP

2012

- Saw his first Major League action with the Rangers, allowing two runs in 2.0 innings with one strikeout in three games...catapulted from Single-A Myrtle Beach to the big leagues in his first season after Tommy John surgery
- Made his Major League debut on Sept. 18 after being called up from Triple-A Frisco at the conclusion of their season, tossing a scoreless inning of relief with one walk against the Angels
- Recorded his first big league punchout by striking out Mike Trout in the eighth inning of the Rangers' 7-4 defeat on Sept. 28
- Split the season between Single-A Myrtle Beach and Double-A Frisco, going 4-5 with a 4.03 ERA (44 ER/98.1 IP) and 138 strikeouts in 33 games (19 starts) prior to his call-up on Sept. 16

2011

- Missed the entire season while recovering from right elbow surgery and was on the minor league disabled list for most of the season before being recalled and placed on the Texas Rangers' 60-day DL on Aug. 31

2010

- Combined to go 5-3 with a 4.35 ERA (38 ER/78.2 IP) in 16 starts with the Rangers' Single-A Hickey and Single-A Bakersfield before a season ending injury to his right elbow
- Had Tommy John surgery on Oct. 1, performed by Dr. Keith Meister at the Medical Center of Arlington

2009

- Spent the entire season with Single-A Hickory, going 8-3 with a 3.49 ERA and holding hitters to a .231 average in 29 games (24 starts)...struck out 105 against 59 walks in 108.1 innings

2008

- Started the campaign on the disabled list with right shoulder injury and appeared in just three games with the Rookie-level AZL Rangers in an injury-laden season...overall went 1-0 with a 10.38 ERA (5 ER/4.1 IP) and striking out six against one walk

2007

- Spent his first professional season with Rookie-level AZL Rangers where he finished the season going 2-3 with a 4.53 ERA (23 ER/45.2 IP) and 61 strikeouts against 24 walks

PERSONAL

Wilmer Font Gomez...resides in Catia La Mar, Venezuela...signed by Texas as a non-drafted free agent on July 11, 2006 by Manny Batista and Andres Espinosa.

WILMER FONT'S CAREER PITCHING RECORD

Year	Team	W-L	ERA	G	GS	CG	SHO	SV	IP	H	R	ER	HR	HB	BB	SO	WP	BK	AVG
2007	AZL Rangers	2-3	4.53	14	10	0	0	0	45.2	41	33	23	2	6	24	61	3	3	.238
2008	AZL Rangers	1-0	10.38	3	0	0	0	0	4.1	1	5	5	1	3	1	6	0	0	.071
2009	Hickory	8-3	3.49	29	24	0	0	0	108.1	93	51	42	4	9	59	105	16	2	.231
2010	Hickory	4-1	5.16	7	7	0	0	0	29.2	35	18	17	3	1	13	33	5	0	.294
	Bakersfield	1-2	3.86	9	9	0	0	0	49.0	38	26	21	5	2	32	52	1	0	.217
2012	TEXAS	0-0	9.00	3	0	0	0	0	2.0	0	2	2	0	0	4	1	1	0	.000
	Myrtle	2-5	4.21	23	19	0	0	0	83.1	58	41	39	10	3	37	109	8	1	.198
	Frisco	2-0	3.00	10	0	0	0	1	15.0	9	5	5	1	1	7	29	1	0	.170
2013	TEXAS	0-0	0.00	2	0	0	0	0	1.1	1	0	0	0	0	2	0	0	0	.200
	Frisco	1-2	1.41	26	0	0	0	10	32.0	14	8	5	2	2	24	45	4	0	.152
	Round Rock	1-0	0.45	16	0	0	0	4	20.0	8	3	1	0	2	10	26	4	0	.119
2014	Frisco	2-1	3.48	29	0	0	0	3	31.0	25	13	12	2	1	17	31	1	0	.214
2016	Buffalo	1-2	4.19	4	3	0	0	0	19.1	20	9	9	1	2	5	8	3	0	.267
	New Hampshire	3-2	3.47	8	8	0	0	0	46.2	41	19	18	7	2	7	47	1	0	.234
2017	LOS ANGELES	0-0	17.18	3	0	0	0	0	3.2	7	7	7	2	0	4	3	0	0	.389
	Oklahoma City	10-8	3.42	25	25	0	0	0	134.1	114	52	51	11	3	35	178	2	3	.222
	Major League- 3 years	0-0	11.57	8	0	0	0	0	7.0	8	9	9	2	0	10	4	1	0	.276
	Dodger Totals- 1 year	0-0	17.18	3	0	0	0	0	3.2	7	7	7	2	0	4	3	0	0	.389
	Minor League-9 years	38-29	3.61	203	105	0	0	18	618.2	497	283	248	49	37	271	730	49	9	.218

WILMER FONT'S CAREER SINGLE-GAME BESTS

Low-Hit Complete Game:	---	Most Strikeouts:	1 (4x), last: Sept. 10, 2017 vs. COL
Most Innings Pitched Starter:	---	Most Walks:	3, Sept. 2, 2017 at SD
Most Innings Pitched Reliever:	1.2, Sept. 2, 2017 at SD	Longest Winning Streak:	---
Most Earned Runs Allowed:	4, Sept. 4, 2017 vs. ARI	Longest Losing Streak:	---

WILMER FONT'S CAREER FIELDING RECORD

Position	PCT	G	PO	A	E	TC	DP
Pitcher	---	8	0	0	0	0	0

CAREER TRANSACTIONS

- July 11, 2006: Signed by the Rangers as a non-drafted free agent
- Nov. 20, 2014: Signed as a free agent with the Reds
- July 7, 2016: Signed as a free agent with the Blue Jays
- December 21, 2016: Signed as a free agent with the Dodgers

DISABLED LIST

- Aug. 31-rest of season (right elbow surgery)

FORSYTHE



LOGAN FORSYTHE

IF | 11 @Dodgers

Bats: Right **Throws:** Right
Height: 6-1 **Weight:** 205
Opening Day Age: 31
Born: Jan. 14, 1987 in Memphis, TN
Resides: Franklin, TN
Acquired: In a trade with Tampa Bay on Jan. 23, 2017
ML Service: 6.113
MLB Debut: May 4, 2011




CAREER HIGHLIGHTS

- 31-year-old infielder enters his eighth Major League season and his second year with the Dodgers
- Has a .250 career batting average with 116 doubles, 12 triples, 61 home runs and 239 RBI in 737 big league games with the Padres (2011-13), Rays (2014-16) and Dodgers (2017)...has posted a career .280/.356/.471 slashline with 27 homers and 96 RBI against left-handers
- Has primarily played second base during the course of his career (536 G, 486 GS, .981 fielding pct.), but has also appeared at first base (28 G, 16 GS, .985 fielding pct.), third base (98 G, 66 GS, .975 fielding pct.), shortstop (21 G, 13 GS, .970 fielding pct.), left field (17 G, 9 GS, 1.000 fielding pct.) and right field (3 G, 2 GS, 1.000 fielding pct.)
- Made his Major League debut as a pinch-hitter on May 4, 2011 with San Diego at Pittsburgh and grounded out against Kevin Correia...recorded his first big league hit at Washington with a single off Henry Rodriguez on May 28, 2011
- His first big league home run came as a walk-off solo shot on June 5, 2012 as a Padre against San Francisco's Steven Edlefsen
- Selected by the San Diego Padres in the first round (46th overall) in the 2008 First-Year Player Draft out of the University of Arkansas

YEAR-BY-YEAR

2017

- In his first season with the Dodgers, he hit .224 with 56 runs, 19 doubles, six homers and 36 RBI along with a .351 OBP in 119 games
- Hit well against southpaws, slashing .290/.418/.452 with 11 doubles, three homers and 16 RBI...his OBP against lefties ranked 12th best in the Majors (min. 150 PA)
- Played majority of season at second base (80 G), but also appeared at third base (42 G), shortstop (2 G), left field (3 G), and first base (1 GS)...his .989 fielding percentage (3 E/587.2 INN) at second base ranked ninth best in the big leagues (min. 500 INN)
- Appeared in 14 of 15 postseason games, hitting .297 with nine runs, two doubles and six RBI along with a .435 OBP

2016

- Posted a .264/.333/.444 slashline in 127 games (125 starts) with the Rays and established career highs with 20 homers, four triples and 76 runs scored
- Batted leadoff in all 125 games started...hit .314 (38-for-121)/.336/.463 in that spot in the first inning
- Recorded a career-long nine-game hitting streak from June 25-July 3, batting .395 (15-for-38) with four doubles, one homer and four RBI during the streak
- Honored by the MLBPA as the Rays' Heart and Hustle Award winner

2015

- Led Tampa Bay qualifiers with a .281 batting average, .359 on-base percentage and a .444 slugging percentage, as well as 39 multi-hit games, 55 walks and 24 two-out RBI in 153 games
- Posted a .299/.373/.599 slashline against left-handers...his slugging percentage against lefties (.599) ranked third in the American League, behind only Nelson Cruz (.673) and Josh Donaldson (.632)
- His 5.1 Wins Above Replacement (WAR) ranked second among Major League second basemen behind Detroit's Ian Kinsler (6.0), according to Baseball Reference
- Named AL Player of the Week for August 31-Sept. 6

2014

- Appeared in 110 games in his first season with Tampa Bay, batted .223 with 12 doubles, one triple and six homers
- From June 16-August 14, batted .330 (38-for-115)/.376/.522 with five homers and 15 RBI in 37 games

2013

- Limited to 75 games with the Padres due to right planter fasciitis and made 57 starts, batted .214 with six doubles, one triple, six homers and 19 RBI
- Was one of only six Major League players to appear in 10 games or more at four different positions, joining teammate Alex Amarista, PHI Freddy Galvis, DET Don Kelly, NYM Justin Turner and LAD Skip Schumaker

2012

- Spent the first two months on the DL after undergoing surgery on his left foot, returned to hit .273 with 13 doubles, three triples, six homers and 26 RBI in 91 games with the Padres
- Posted a .384 (38-for-99)/.465/.545 slashline against left-handed pitching
- His first big league home run came as a walk-off solo shot on June 5 as a Padre against San Francisco's Steven Edlefsen

2011

- Made his Major League debut and appeared in 69 games (36 starts) during three stints with the Padres.
- Hit .308 (12-for-39) with four doubles, 12 RBI and 10 walks with RISP

2010

- Spent the entire season with the Padres' Double-A San Antonio, batted .253 (99-for-392) with 22 doubles and 75 walks
- Stole 17 bases in 22 attempts

2009

- Split the season between Advanced Single-A Lake Elsinore and Double-A San Antonio, combined to hit .300 (144-for-480) with 22 doubles, six triples, 11 homers and 61 RBI.
- Walked 102 times against 111 strikeouts and posted a .429 OBP
- Selected as a California League Mid-Season All-Star with Lake Elsinore

2008

- After being drafted in the first round (46th overall), appeared in just 12 games going 9-for-35 with six walks against 11 strikeouts

PERSONAL

John Logan Forsythe...attended the University of Arkansas where he met his wife, Ally...together they have a son, Trace...attended Christian Brothers High School in Memphis, TN...played for the silver-medal winning Team USA in the 2007 Pan Am Games in Rio de Janeiro...his younger brother, Blake, is a free agent catcher...selected by the San Diego Padres in the first round (46th overall) of the 2008 First-Year Player Draft and signed by Lane Decker.

LOGAN FORSYTHE'S CAREER BATTING RECORD

Year	Team	AVG	G	AB	R	H	2B	3B	HR	RBI	SH	SF	HBP	BB	SO	SB	CS	OBP	SLG	E
2008	Eugene	.333	3	9	2	3	1	0	0	0	0	0	1	1	3	0	0	.455	.444	1
	AZL Padres	.231	9	26	2	6	0	0	0	0	0	0	4	5	8	0	0	.429	.231	1
2009	San Antonio	.279	66	244	37	68	9	3	3	31	1	2	2	41	63	5	0	.384	.377	12
	Lake Elsinore	.322	66	236	46	76	13	3	8	30	0	1	7	61	48	6	2	.472	.504	13
2010	San Antonio	.253	107	392	66	99	22	1	3	38	0	1	4	75	95	17	5	.377	.337	16
2011	SAN DIEGO	.213	62	150	12	32	9	1	0	12	2	2	3	12	33	3	1	.281	.287	5
	Tucson	.326	46	178	41	58	12	0	8	34	0	1	6	33	50	8	4	.445	.528	10
2012	SAN DIEGO	.273	91	315	45	86	13	3	6	26	0	1	6	28	57	8	2	.343	.390	12
	Tucson	.259	16	58	12	15	2	3	1	9	0	0	3	13	18	3	0	.419	.448	2
2013	SAN DIEGO	.214	75	220	22	47	6	1	6	19	1	1	2	19	54	6	1	.281	.332	5
	Tucson	.360	8	25	6	9	2	2	2	5	0	0	0	8	7	0	0	.515	.840	3
2014	TAMPA BAY	.223	110	301	32	67	12	1	6	26	2	4	4	25	71	2	0	.287	.329	2
2015	TAMPA BAY	.281	153	540	69	152	33	2	17	68	0	6	14	55	111	9	4	.359	.444	9
2016	TAMPA BAY	.264	127	511	76	135	24	4	20	52	0	2	8	46	127	6	6	.333	.444	9
	Durham	.400	2	5	1	2	0	0	1	1	0	0	1	1	0	1	0	.571	1.000	0
2017	LOS ANGELES	.224	119	361	56	81	19	0	6	36	0	5	4	69	109	3	2	.351	.327	6
	Rancho Cucamonga	.214	6	14	4	3	0	0	0	0	0	2	4	9	0	0	0	.450	.214	0
Major League-7 years		.250	737	2398	312	600	116	12	61	239	5	21	41	254	562	37	16	.330	.385	48
Dodger Total-1 year		.224	119	361	56	81	19	0	6	36	0	5	4	69	109	3	2	.351	.327	6
Minor League-8 years		.286	329	1187	217	339	61	12	26	148	1	5	30	242	301	40	11	.286	.423	58

LOGAN FORSYTHE'S CAREER POSTSEASON BATTING RECORD

Year Team	AVG	G	AB	R	H	2B	3B	HR	RBI	SH	SF	HP	BB	SO	SB	CS	OBP	SLG
2017 NLDS: LAD vs. ARI	.444	3	9	4	4	0	0	0	1	0	0	0	1	0	1	0	.500	.444
NLCS: LAD vs. CHC	.200	4	10	2	2	1	0	0	2	0	0	0	4	3	0	0	.429	.300
WS: LAD vs. HOU	.278	7	18	3	5	1	0	0	3	0	0	0	4	4	1	1	.409	.333
Postseason Totals	.297	14	37	9	11	2	0	0	6	0	0	0	9	7	2	1	.435	.351
LDS Totals	.444	3	9	4	4	0	0	0	1	0	0	0	1	0	1	0	.500	.444
LCS Totals	.200	4	10	2	2	1	0	0	2	0	0	0	4	3	0	0	.429	.300
WS Totals	.278	7	18	3	5	1	0	0	3	0	0	0	4	4	1	1	.409	.333

LOGAN FORSYTHE'S CAREER SINGLE-GAME BESTS

Most Hits:	4 (3x), last: July 1, 2017 at SD	Most Stolen Bases:	2 (5x), last: June 22, 2015 vs. TOR
Most RBI:	4 (2x), last: Sept. 25, 2017 vs. SD	Most Walks:	3 (4x), last: Aug. 22, 2017 at PIT
Most Home Runs:	1 (6ix), last: Sept. 25, 2017 vs. SD	Longest Hitting Streak:	9 games, June 25-July 3, 2016
Most Runs Scored:	3 (6x), last: Aug. 18, 2017 at DET	Grand Slams:	None

LOGAN FORSYTHE'S CAREER FIELDING RECORD

Position	PCT	G	PO	A	E	TC	DP
First Base	.985	28	128	7	2	137	10
Second Base	.981	536	823	1196	39	2058	237
Third Base	.975	98	51	142	5	198	8
Shortstop	.970	21	19	45	2	66	5
Outfield	1.000	20	14	0	0	14	0

CAREER TRANSACTIONS

- Selected by the Padres in the 1st round (46th overall) of the 2008 First-Year Player Draft
- Jan. 22, 2014: Acquired by Tampa Bay from San Diego with Matt Lollis, Maxx Tissenbaum, Matt Andriese and Brad Boxberger for Jesse Hahn and Alex Torres
- Jan. 23, 2016: Acquired by Los Angeles from Tampa Bay for Jose De Leon

DISABLED LIST

- March 26-June 3, 2012 (left foot fracture)
- March 27-June 10, 2013 (plantar fasciitis, right foot)
- May 10-June 10, 2016 (left shoulder fracture)
- April 19-May 23, 2017 (right great toe fracture)



YIMI GARCIA

@YimiGarcia63

RHP | 63

Bats: Right **Throws:** Right

Height: 6-1 **Weight:** 215

Opening Day Age: 27

Born: Aug. 18, 1990 in Moca, Dominican Republic

Resides: Moca, Dominican Republic

Acquired: Signed as a non-drafted free agent on Jan. 29, 2009

ML Service: 3.004

MLB Debut: Sept. 1, 2014



LA DETERMINED

CAREER HIGHLIGHTS

- Right-handed reliever enters his fifth season with the Dodgers after missing all of 2017 due to right elbow surgery
- In 76 career games (one start) in the Majors, has gone 3-5 with one save and a 3.12 ERA...has a 0.95 career WHIP and has limited batters to a .215 average, including a .189 mark against left-handed batters
- Has struck out 81 batters against just 12 walks in 75.0 career big league innings, posting a 6.75 strikeout-to-walk ratio and a 9.72 strikeout per nine innings
- Made his Major League debut on Sept. 1, 2014 against Washington at Dodger Stadium after being recalled from Triple-A Albuquerque on that day, firing 2.0 scoreless innings, while striking out one
- Earned his first Major League victory on April 13, 2015 with a scoreless inning pitched in the Dodgers' 6-5 win over the Mariners

- Recorded his first big league save on April 24, 2015, striking out two in a 1-2-3 ninth inning against the Padres at San Diego
- Has a 22-20 career record with 45 saves and 3.23 ERA in 209 games (13 starts) in eight minor league seasons
- Originally signed by the Dodgers as a non-drafted free agent on Jan. 29, 2009

YEAR-BY-YEAR

2017

- Missed the entire season while recovering from Tommy John surgery which he underwent on Oct. 25, 2016

2016

- Opened the season with Los Angeles and made nine relief appearances, posting a 3.24 ERA (3 ER/8.1 IP), before being placed on the DL with right biceps soreness for the rest of the season
- Attempted a comeback with six rehab appearances (three starts) in July, but underwent arthroscopic surgery to remove a bone fragment in his left knee on Sept. 6
- Underwent Tommy John surgery on Oct. 25

2015

- Made his first Opening Day roster in his second big league season, going 3-5 with one save and 3.34 ERA in 59 games (one start) in three stints with Los Angeles
- Earned his first MLB victory on April 13 with a scoreless inning pitched in the Dodgers' 6-5 win over Seattle
- Recorded his first big league save on April 24, 2015 at San Diego
- Posted a 3.13 ERA (19 ER/54.2 IP) in 58 relief appearances and made one start on July 6 against Philadelphia, allowing two runs on four hits in 2.0 innings
- Ranked among the NL's best relievers in WHIP (0.95, 5th), opponents' batting average (.199, 16th), opponents' on-base percentage (.242, 4th), strikeout-to-walk ratio (6.60, 3rd) and strikeout per nine innings (10.87, 15th)
- Struck out 68 against just 10 walks in 56.2 innings...did not issue a walk between June 7-Sept. 28, a span of 33.2 innings over 33 games
- Had a streak of 12.1 scoreless innings over 12 appearances from April 10-May 10
- Selected to the Dodgers' 2015 NLDS roster and made his first career postseason appearance against the Mets, striking out three and issuing one walk in 1.0 inning of relief
- Posted a 4.22 ERA in nine minor league games with Triple-A Oklahoma City

2014

- Broke into the Majors as a September call up after spending the majority of the year with Triple-A Albuquerque
- Was recalled from Triple-A Albuquerque on Sept. 1 and made his big league debut that evening against Washington at Dodger Stadium, firing 2.0 scoreless innings, while striking out one
- Posted a 1.80 ERA (2 ER/10.0 IP) in 10 games for Los Angeles...registered nine strikeouts to just one walk in his 10 games
- Went 4-2 with five saves and a 3.10 ERA in 47 appearances with Triple-A Albuquerque before his promotion to the big league club

2013

- Spent the entire campaign with Double-A Chattanooga, going 4-6 with 19 saves and a 2.54 ERA in 49 games... tied for second in the league with 19 saves in 26 opportunities, which led all Dodger minor leaguers in 2013
- Selected as a Southern League midseason All-Star...limited opposing hitters to a .164 batting average and struck out 85, while walking only 14 in 60.1 innings...posted a 0.81 WHIP
- Following the season, pitched for Glendale in the Arizona Fall League, going 0-1 with one save and a 2.84 ERA in 10 games...limited opponents to a .227 batting average

2012

- Went a combined 6-5 with a 2.92 ERA in 49 appearances with Single-A Great Lakes and Single-A Rancho Cucamonga...struck out 82 in 52.1 innings, while limiting opposing hitters to a .238 batting average

2011

- Appeared in 20 games (one start) with Rookie-advanced Ogden, going 4-2 with four games and a 3.10 ERA
- Struck out 71 in just 52.1 innings and limited opposing hitters to a .236 average

2010

- Went 1-2 with one save and a 7.04 ERA in 13 games (four starts) for the Rookie-level AZL Dodgers

2009

- Posted a 3-2 record in 16 games (five starts) with the Rookie-level DSL Dodgers in his first professional season and ranked second on the club with a 1.67 ERA
- Limited opponents to a .202 average with 51 strikeouts against just 15 walks in 54.0 innings

PERSONAL

Yimi Garcia...signed as a non-drafted free agent on Jan. 29, 2009 by scout Bienvenido Tavarez.

YIMI GARCÍA'S CAREER PITCHING RECORD

Year	Team	W-L	ERA	G	GS	CG	SHO	SV	IP	H	R	ER	HR	HB	BB	SO	WP	BK	AVG
2009	DSL Dodgers	3-2	1.67	16	5	0	0	0	54.0	37	13	10	0	4	15	51	3	0	.202
2010	AZL Dodgers	1-2	7.04	13	4	0	0	1	30.2	47	26	24	1	2	8	22	3	0	.356
2011	Ogden	4-2	3.10	20	1	0	0	4	52.1	46	23	18	4	4	19	71	2	2	.236
2012	Rancho Cucamonga	2-1	2.53	9	0	0	0	2	10.2	7	5	3	0	0	5	22	0	0	.175
	Great Lakes	4-4	3.02	40	0	0	0	14	41.2	42	19	14	0	1	17	60	4	1	.253
2013	Chattanooga	4-6	2.54	49	0	0	0	19	60.1	35	17	17	9	2	14	85	1	0	.164
2014	LOS ANGELES	0-0	1.80	8	0	0	0	0	10.0	6	2	2	2	0	1	9	0	0	.171
	Albuquerque	4-2	3.10	47	0	0	0	5	61.0	58	23	21	5	5	18	69	0	0	.249
2015	LOS ANGELES	3-5	3.34	59	1	0	0	1	56.2	44	23	21	8	2	10	68	1	0	.209
	Oklahoma City	0-0	4.22	9	0	0	0	0	10.2	9	5	5	1	0	5	12	0	0	.231
2016	LOS ANGELES	0-0	3.24	9	0	0	0	0	8.1	9	3	3	0	1	1	4	0	0	.310
	Rancho Cucamonga	0-0	6.00	2	2	0	0	0	3.0	3	2	2	2	1	0	5	0	0	.273
	Tulsa	0-1	10.80	3	0	0	0	0	3.1	4	4	4	1	1	0	5	0	0	.308
2017									Did Not Play										
Major League--3 years		3-5	3.12	76	1	0	0	1	75.0	59	28	26	10	3	12	81	1	0	.215
Dodger Totals-3 years		3-5	3.12	76	1	0	0	1	75.0	59	28	26	10	3	12	81	1	0	.215
Minor League-8 years		22-20	3.23	209	13	0	0	45	328.2	288	137	118	23	20	101	402	13	3	.235

YIMI GARCÍA'S CAREER POSTSEASON PITCHING RECORD

Year	Team	W-L	ERA	G	GS	CG	SHO	SV	IP	H	R	ER	HR	HBP	BB	SO	WP	BK
2015	NLDS: LAD vs. NYM	0-0	0.00	1	0	0	0	0	1.0	0	0	0	0	0	1	3	0	0
Postseason Totals		0-0	0.00	1	0	0	0	0	1.0	0	0	0	0	0	1	3	0	0
LDS Totals		0-0	0.00	1	0	0	0	0	1.0	0	0	0	0	0	1	3	0	0

YIMI GARCÍA'S CAREER SINGLE-GAME BESTS

Low-Hit Complete Game:	None	Most Strikeouts:	4, April 10, 2015 at ARI
Most Innings Pitched - Starter:	2.0 IP, July 6, 2015 vs. PHI	Most Walks:	2 (3x), last: June 3, 2015 at COL
Most Innings Pitched - Reliever:	2.0 IP (7x), last: Sept. 9, 2015 at LAA	Longest Winning Streak:	2 games, April 13-14, 2015
Most Earned Runs Allowed:	3, May 14, 2015 vs. COL	Longest Losing Streak:	3 games, Aug. 18-Sept. 28, 2015

YIMI GARCÍA'S CAREER FIELDING RECORD

Position	PCT	G	PO	A	E	TC	DP
Pitcher	1.000	76	7	8	0	15	1

CAREER TRANSACTIONS

- Jan. 29, 2009: Signed by Los Angeles as a non-drafted free agent

DISABLED LIST

- April 23, 2016-end of the season (right biceps soreness)
- 2017 - (right elbow surgery)

RULE 5 RARITY

Since 1981, the Dodgers have selected only 12 players in the Rule 5 draft. Only five of those players have made the Opening Day roster, including Seth Rosin, who accomplished that feat in 2014. Carlos Monasterios and D.J. Houlton are the only two that remained with the big league club for their entire rookie seasons, as the other three players, Frank Lankford (1998), Jose Antonio Nunez (2001) and Rosin were offered back to their original clubs before the All-Star Break.



YASMANI GRANDAL C | 9 @YasmanianDVL08

Bats: Switch **Throws:** Right
Height: 6-1 **Weight:** 230
Opening Day Age: 29
Born: Nov. 8, 1988 in Havana, Cuba
Resides: Peoria, AZ
Acquired: In a five-player trade with the San Diego Padres on Dec. 18, 2014
ML Service: 5.115
MLB Debut: June 2, 2012



CAREER HIGHLIGHTS

- All-Star catcher enters his fourth year with the Dodgers and his seventh big league season after setting career-best marks in games (129), runs (50), hits (108) and doubles (27), while hitting .247 with 22 homers and 58 RBI in 2017
- Switch-hitter has a .240 career batting average with 89 home runs and 271 RBI in 586 big league games over six seasons with the Padres (2012-14) and Dodgers (2015-17)...has a .250/.305/.486 slashline as a left-handed hitter and a .233/.320/.349 mark from the right side
- Has a .994 career fielding percentage in 496 games at catcher and a .991 mark in 48 games at first base...has thrown out 68 of 331 would-be basestealers (20.5%) with eight catcher pickoffs...since making his big league debut in 2012, his 3.50 catcher ERA ranks fourth best
- Earned his first-career All-Star selection via manager's selection in 2015
- Made his Major League debut on June 2, 2012 against the Diamondbacks, going 0-for-1 after entering the game as defensive replacement
- Picked up his first career hits with a pair of homers from opposite sides of the plate in his first MLB start off Christian Friedrich (fourth-inning solo shot) and Jeremy Guthrie (sixth-inning two-run homer) on June 30, 2012 at Colorado...became the first player in Major League history to homer from both sides of the plate in the same game for his first two career hits (source: Elias)
- Originally selected by Cincinnati in the first round (12th pick) of the 2010 First-Year Player Draft out of the University of Miami

AWARDS



YEAR-BY-YEAR

2017

- In his third season with the Dodgers, he set career-best marks in games (129), runs (50), hits (108) and doubles (27), while hitting .247 with 22 homers and 58 RBI
- Led National League catchers in home runs and extra-base hits (48), while ranking among senior circuit backstops in slugging percentage (.465, 2nd), runs (49, 3rd), doubles (26, 3rd), walks (39, 3rd), hits (105, 4th), RBI (55, T-4th) and OPS (.774, 4th)
- Led the Majors with a 3.22 catcher ERA, while also tied for fourth among big league catchers in pickoffs (4) and ranking 10th with a .995 field percentage (6 ER/999.1 IP)...threw out 15 base stealers this season (15-for-59, 25.4%), which tied for seventh most in the National League
- Strung together a career-high tying nine-game hitting streak from May 3-15, hitting .457 (16-for-35) with four runs, five doubles, one homer and 10 RBI during that span
- Hit two homers on Opening Day, one from each side of the plate, which was the third time in his career he has done so (also: Sept. 2, 2016 vs. COL and June 30, 2012 at COL)
- Appeared in four postseason games for the Dodgers, going 0-for-8 with three walks

2016

- Set career-best marks in homers (27), RBI (72) and slugging percentage (.477) in 126 games...led the Dodgers with 64 walks
- Topped Major League catchers in home runs...his 27 homers were the fifth most by a Los Angeles catcher behind only Mike Piazza's 1993, 1995, 1996 and 1997 seasons...averaged 411.6 feet per home run, the ninth highest in the Majors according to ESPN's Home Run Tracker
- Batted .448 (13-for-29) with four homers and 10 RBI during a career-best nine-game hitting streak from July 29-Aug. 9
- Opened the season on the disabled list with right forearm soreness...reinstated on April 12

- Homered from both sides of the plate on Sept. 22 vs. Colorado, doing so for the second time in his career, including his second-career grand slam off Boone Logan
- Established career highs in hits (5), homers (3) and runs (3, tied mark for the third time) on July 8 vs. San Diego, going 5-for-5 with six RBI
- Appeared in all 11 of the Dodgers' postseason games (starting nine), going 3-for-28 (.107) with seven walks, a home run and three RBI

2015

- Selected as an NL All-Star (via manager's selection) in his first season with Los Angeles, batting .234 with 16 home runs and 47 RBI in 115 games
- Had a big first half, posting a .282/.401/.526 slashline in 69 games, before battling injury and slumping through the second half (.162/.280/.216 in 46 games)
- Established a career high with eight RBI on May 7 at Milwaukee, reaching base in all six plate appearances and going 4-for-4 with three runs scored, and two home runs...the eight RBI were the most ever by a Dodger catcher and tied for the second-highest single-game total overall in franchise history
- Averaged 4.14 pitches per plate appearance, the seventh-most in the NL
- Saw the first postseason action of his career with three NLDS starts vs. New York, but went just 1-for-10 with a walk and two RBI at the plate
- Underwent offseason arthroscopic surgery on his left shoulder AC joint on Oct. 21, performed by Dr. Neal ElAttrache in Los Angeles

2014

- Was active on an Opening Day roster for the first time in his career and batted .225 with 15 homers and 49 RBI in 128 games... started 101 games total, including 67 behind the plate and 33 at first base
- Had his first career game-ending hit with an RBI-single in the bottom of the 12th on August 29 vs. Los Angeles (NL)
- Acquired by Los Angeles on Dec. 18 along with right-handed pitcher Joe Wieland and right-handed pitcher Zach Eflin from San Diego in exchange for outfielder Matt Kemp, catcher Tim Federowicz and cash considerations

2013

- Played in just 28 games for the Padres after beginning the season with a 50-game suspension (violation of MLB's Joint Drug Prevention and Treatment Program)...reinstated from restricted list on May 28,
- Appeared at first base on May 31 vs. Toronto, his first ever professional appearance at first (had only played catcher in the minors)
- Placed on the 60-day DL on July 7 with a right knee injury, missing the remainder of the season, after sustaining the injury on July 6 at Washington on a collision at home plate...underwent reconstructive surgery on his right ACL (anterior cruciate ligament) in his right knee on August 6

2012

- Saw his first MLB action with the Padres, hitting .297 (57-for-192) with seven doubles, one triple, eight home runs, 36 RBI and 28 runs scored in 60 games played...split the season between San Diego and Triple-A Tucson
- Began the season with Tucson...recalled on June 1 and made his Major League debut on June 2 vs. Arizona as a defensive replacement at catcher, going 0-for-1 in his lone plate appearance of that game
- Recalled for a second and final time on June 30, making the start that day at Colorado...collected his first two Major League hits on June 30 at Colorado, as he homered from opposite sides of the plate...became the first player in Major League history to homer from both sides of the plate in the same game for his first two career hits (Source: Elias)
- Collected his third career hit as a home run on July 2 at Arizona, becoming just the seventh player since 1900 whose first three hits were home runs (Source: Elias)...his home run on July 4 at Arizona was his fourth in his first six games with the Padres... became just the fourth player since 1900 to hit four home runs in his first six Major League games
- Placed on the 15-day DL on July 31 with a strained oblique
- Selected to the World Roster of the 2012 All-Star Futures Game, but did not participate after being called up on June 30
- Received a 50-game suspension following the season on November 7

2011

- Moved quickly through the minors, appearing for Single-A Bakersfield, Double-A Carolina and Triple-A Louisville over the course of the season... combined to hit .305 with 31 doubles, 14 home runs, 68 RBI and 69 runs scored in 105 minor league games
- Traded to San Diego on Dec. 17 with Yonder Alonso, Brad Boxberger and Edinson Volquez from Cincinnati in exchange for Mat Latos

2010

- Assigned to the AZL Reds after signing on August 16 and played in just eight games during his first professional season...was recalled (not to report) late in the season, earning 16 days of service time

AMATEUR HIGHLIGHTS

A 2007 graduate of Miami Springs (FL) High School, where he was named the Miami Herald's 2007 Class 6A Player of the Year... also named an AFLAC High School All-American and a second team ABCA/Rawlings High School All-American...played college ball at the University of Miami, where he was the ACC Player of the Year and semifinalist for the USA Baseball Golden Spikes Award, the Johnny Bench Award and the Dick Howser Trophy...also named a first-team All-American by the National Collegiate Baseball Writers Association, Baseball America, Yahoo! Sports and Louisville Slugger...was a member of the 2008 Miami Hurricanes team that was the No.1 seed in that year's College World Series.

PERSONAL

Yasmani Grandal...he and his wife, Heather, have a daughter, Alaynah and a son, Yasmani Jr...born in Cuba and moved to the United States at the age of 10...selected by Cincinnati in the first round (12th pick) of the 2010 First-Year Player Draft out of the University of Miami and signed by scouts Tony Arias and Miguel Machado.

YASMANI GRANDAL'S CAREER BATTING RECORD

Year	Team	AVG	G	AB	R	H	2B	3B	HR	RBI	SH	SF	HP	BB	SO	SB	CS	OBP	SLG	E
2010	AZL Reds	.286	8	28	4	8	1	0	0	1	0	0	1	4	4	0	1	.394	.321	0
2011	Louisville	.500	4	12	2	6	2	0	0	2	0	0	1	5	1	0	0	.667	.667	0
	Carolina	.301	45	156	20	47	15	0	4	26	0	1	2	13	39	0	1	.360	.474	7
	Bakersfield	.296	56	206	47	61	14	0	10	40	0	3	1	41	57	0	0	.410	.510	6
2012	SAN DIEGO	.297	60	192	28	57	7	1	8	36	0	2	1	31	39	0	0	.394	.469	5
	Tucson	.335	56	194	40	65	18	0	6	35	0	2	2	37	35	0	0	.443	.521	5
	Lake Elsinore	.000	2	7	0	0	0	0	0	0	0	0	0	1	3	0	0	.125	.000	0
2013	SAN DIEGO	.216	28	88	13	19	8	0	1	9	0	1	1	18	18	0	0	.352	.341	2
	Tucson	.306	9	36	3	11	3	0	0	2	0	0	0	2	8	0	0	.342	.389	0
2014	SAN DIEGO	.225	128	377	47	85	19	1	15	49	0	6	2	58	115	3	0	.327	.401	7
2015	LOS ANGELES	.234	115	355	43	83	12	0	16	47	1	3	2	65	92	0	1	.353	.403	3
	Oklahoma City	.300	3	10	6	3	1	0	0	0	0	0	0	5	3	0	0	.533	.400	0
2016	LOS ANGELES	.228	126	390	49	89	14	1	27	72	0	1	2	64	116	1	3	.339	.477	5
	Oklahoma City	.333	4	9	1	3	0	0	1	3	0	2	0	2	4	0	0	.385	.667	0
2017	LOS ANGELES	.247	129	438	50	108	27	0	22	58	1	3	0	40	130	0	1	.308	.459	6
	Major League-6 years	.240	586	1840	230	441	87	3	89	271	2	16	8	276	510	4	5	.339	.435	28
	Dodger Totals-3 years	.237	370	1183	142	280	53	1	65	177	2	7	4	169	338	1	5	.332	.448	14
	Minor League-6 years	.310	187	658	123	204	54	0	21	109	0	8	7	110	154	0	2	.410	.488	18

YASMANI GRANDAL'S CAREER POSTSEASON BATTING RECORD

Year	Team	AVG	G	AB	R	H	2B	3B	HR	RBI	SH	SF	HP	BB	SO	SB	CS	OBP	SLG
2015	NLDS: LA vs. NYM	.100	3	10	0	1	0	0	0	2	0	0	0	1	6	0	0	.182	.100
2016	NLDS: LA vs. WAS	.125	5	16	0	2	0	0	0	0	0	0	0	3	6	0	0	.263	.125
	NLCS: LA vs. CHC	.083	6	12	1	1	0	0	1	3	1	0	0	4	5	0	0	.313	.333
2017	NLDS: LA vs. ARI	.000	1	4	0	0	0	0	0	0	0	0	0	0	2	0	0	.000	.000
	NLCS: LA vs. CHC	.000	1	1	0	0	0	0	0	0	0	0	0	3	0	0	0	.750	.000
	WS: LA vs. HOU	.000	2	3	0	0	0	0	0	0	0	0	0	1	0	0	0	.000	.000
	Postseason Totals	.087	18	46	1	4	0	0	1	5	1	0	0	11	20	0	0	.263	.152
	LDS Totals	.100	9	30	0	3	0	0	2	0	0	0	0	4	14	0	0	.206	.100
	LCS Totals	.077	7	13	1	1	0	0	1	3	1	0	0	7	5	0	0	.400	.308
	WS Totals	.000	2	3	0	0	0	0	0	0	0	0	0	1	0	0	0	.000	.000

YASMANI GRANDAL'S CAREER SINGLE-GAME BESTS

Most Hits:	5, July 8, 2016 vs SD	Most Stolen Bases:	1 (4x), last: July 29, 2016 vs ARI
Most RBI:	8, May 7, 2015 at MIL	Most Walks:	3 (7x), last: Sept. 11, 2017 at SF
Most Home Runs:	3, July 8, 2016 vs SD	Longest Hitting Streak:	9 games (2x), last: May 3-15, 2017
Most Runs Scored:	3 (7x), last: Aug. 31, 2016 at COL	Grand Slams:	2, last: Sept. 22, 2016 vs COL (Logan)

YASMANI GRANDAL'S CAREER FIELDING RECORD

Position	PCT	G	PO	A	E	TC	DP
Catcher	.994	496	4029	249	25	4303	20
First Base	.991	48	289	24	3	316	26

YASMANI GRANDAL'S CAREER CATCHING RECORD

G	INN	CCS	SB	CS%	PB	CPKO	CERA
496	4138.0	68	263	20.5	55	8	3.50

CAREER TRANSACTIONS

- Selected by Cincinnati in the first round (12th pick) of the 2010 First-Year Player Draft
- Dec. 17, 2011: Acquired by Padres with INF Yonder Alonso, RHP Brad Boxberger and RHP Edinson Volquez from Cincinnati in exchange for RHP Mat Latos
- Dec. 18, 2014: Acquired with RHP Zach Eflin and RHP Joe Wieland from San Diego in exchange for OF Matt Kemp, C Tim Federowicz and cash

DISABLED LIST

- July 31-Aug. 17, 2012 (strained oblique)
- July 7-Nov. 1, 2013 (right knee sprain)
- May 23-30, 2015 (concussion)
- April 3-12, 2016 (right forearm soreness)



KIKÉ HERNÁNDEZ

IF/OF | 14

@kikehndez



Bats: Right **Throws:** Right
Height: 5-11 **Weight:** 190
Opening Day Age: 26
Born: Aug. 24, 1991 in San Juan, Puerto Rico
Resides: Glendale, CA
Acquired: In a seven-player trade with the Miami Marlins on Dec. 10, 2014
ML Service: 3.054
MLB Debut: July 1, 2014

CAREER HIGHLIGHTS

- Versatile utilityman has a .236 career batting average with 28 home runs and 91 RBI in 367 games over four big league seasons with the Astros (2014), Marlins (2014) and Dodgers (2015-17)
- Has played every defensive position in the Majors except for pitcher and catcher, combining to post a .978 fielding percentage and committing just 13 errors in 1876.2 innings...in the big leagues, has appeared at first base (3 G, 2 GS, 1,000 fielding pct.), second base (44 G, 25 GS, .992), third base (23 G, 11 GS, .914), shortstop (47 G, 31 GS, .963), left field (94 G, 47 GS, .990), center field (93 G, 66 GS, .981) and right field (30 G, 18 GS, 1.000)
- Has an .883 OPS vs. left-handed pitchers, batting .270 (103-for-382) with a .364 OBP and a .518 SLG
- Was traded twice during the 2014 calendar year, moving from the Astros to the Marlins on July 31 in a six player deal and being acquired the Dodgers on Dec. 10 in a seven-player swap
- Made his Major League debut on July 1, 2014 with Houston vs. Seattle, knocking an RBI double off Dominic Leone in his first at-bat and going 2-for-2 after entering the game in the seventh inning
- Belted his first big league homer, a solo shot off Chris Young, in his first start (at DH) on July 2, 2014
- In 26 career Postseason games, he has posted a .261/.404/.478 slashline with nine runs, a double, three homers and eight RBI...in Game 5 of the 2017 NLCS against the Cubs, became the first Dodger to belt three homers in a single Postseason game and just the 11th Dodger to record a multi-homer game in a Postseason contest...according to Elias, he is also just the fifth player in big league history to hit three homers in a series-clinching Postseason win, joining Babe Ruth (1928 World Series), Reggie Jackson (1977 World Series), Adam Kennedy (2002 ALCS), and Adrian Beltre (2011 ALDS)...drove in seven runs in that game, which is a new single-game record for a League Championship Series contest and also tied Troy O'Leary (1999 ALDS) for the most in a series-clincher (source: Elias Sports Bureau)
- Was a member of Team Puerto Rico in the 2017 World Baseball Classic, going 4-for-15 (.267) with one run, one triple and two RBI in six games
- In seven minor league seasons in the Astros (2009-14), Marlins (2014) and Dodger (2015-16) organizations, has a .268 batting average with 30 steals, 37 home runs and 226 RBI in 534 games
- Has appeared at every defensive position except for pitcher and catcher during his minor league career, including 373 games at second base, 62 games at shortstop, 40 games in left field, 25 games at third base, 16 games in right field, nine games in center field and one game at first base
- Selected by the Astros in the sixth round of the 2009 First-Year Player Draft

YEAR-BY-YEAR

2017

- In his third season with the Dodgers, he set career-best marks in games (140), runs (46), hits (64), doubles (24), home runs (11), RBI (37), walks (41) and stolen bases (3)...posted a .215 batting average (64-for-297), while 37 of his 64 hits this season were extra-base hits (24 2B, 2 3B, 11 HR)
- Appeared at every position except for pitcher and catcher, as he posted a combined .972 fielding percentage (6 E/682.2 IP)...played 34 games (16 GS - .977 fielding pct.) in center field, 28 games (12 GS - 1.000) in left field, 18 games (15 GS - 1.000) in right field, 24 games (16 GS - .959) at shortstop, 14 games (8 GS - .955) at third base, nine games (2 GS - .941) at second base and three games (2 GS - 1.000) at first base...according to STATS, LLC, he is the first Dodger in franchise history to make at least two starts at every position but pitcher and catcher
- Posted a .270 (41-for-152)/.367/.579 slashline with 13 doubles, two triples, 10 home runs and 27 RBI against left-handed pitchers...finished the season with the 11th best slugging percentage and 15th best OPS against left-handers in the NL
- Belted a career-high tying two home runs on July 16 at Chicago-AL, recording his second career multi-homer game (also: April 15, 2016 vs. SF)

- In 13 Postseason games, he slashed .320 (8-for-25)/.452/.720 with three home runs and eight RBI...stroked his first three career Postseason home runs in Game 5 of the NLCS against the Cubs, becoming the first Dodger to belt three homers in a single Postseason game and just the 11th Dodger to record a multi-homer game in a Postseason contest...stroked a grand slam in the third inning, becoming just the fourth Dodger in franchise history to hit a grand slam in a Postseason game, joining James Loney (2008 NLDS, G1), Ron Cey (1977 NLCS, Game 1) and Dusty Baker (1977 NLCS, Game 2)...according to Elias, he is also just the fifth player in big league history to hit three homers in a series-clinching Postseason win, joining Babe Ruth (1928 World Series), Reggie Jackson (1977 World Series), Adam Kennedy (2002 ALCS), and Adrian Beltre (2011 ALDS)...drove in seven runs in that game, which is a new single-game record for a League Championship Series contest and also tied Troy O'Leary (1999 ALDS) for the most in a series-clincher (source: Elias Sports Bureau)
- Prior to the beginning of the season, he joined Team Puerto Rico in the 2017 World Baseball Classic, going 4-for-15 (.267) with one run, one triple and two RBI in six games...the team lost in the finals at Dodger Stadium against Team U.S.A

2016

- Batted .190 with eight doubles, seven home runs and 18 RBI in 109 games with Los Angeles
- Posted a combined .982 fielding percentage, appearing in games at left field (41 G, 22 GS), center field (22 G, 16 GS), right field (7 G, 1 GS), third base (5 GS, 1 GS), second (11 GS, 5G) and shortstop (2 G, 1 GS)...recorded four outfield assists this season
- Registered his first career multi-home run game on April 15 against the Giants, slugging his first career leadoff home run in the first inning and a solo shot in the third, both off of Madison Bumgarner...also drove in a career-high four RBI in that game
- Placed on the DL with a left ribcage inflammation from June 29-July 31, missing 26 games

2015

- Appeared in 76 games in his first season with the Dodgers, batting .307 with seven homers and 22 RBI
- Led the Majors (min. 75 AB) in batting average (.423), on-base percentage (.471) and slugging percentage (.744) against left-handed pitchers, going 33-for-78 with nine doubles, two triples, four homers and 16 RBI
- Missed nearly a month on the DL with a left hamstring strain, Aug. 31-Sept. 28
- Saw his first postseason action and started four NLDS games against the Mets, going 4-for-13 (.308) with a stolen base and three runs scored
- On Nov. 4, underwent an arthroscopic debridement (clean up) of his right shoulder, performed by Dr. Neal ElAttrache in Los Angeles
- Opened the season with Triple-A Oklahoma City before being called up to the Majors for good on April 28

2014

- Saw his first big league action, appearing in 42 games with the Marlins and Astros...also combined to hit .319 with 11 home runs and 42 RBI in 98 games in the minors with Double-A Corpus Christi, Triple-A Oklahoma City and Triple-A New Orleans
- Selected to Major League roster on July 1 by Houston and made MLB debut that night vs. Seattle, knocking an RBI double off Dominic Leone in his first at-bat and went 2-for-2 after entering the game in the seventh inning as a defensive replacement
- Blasted his first homer, a solo shot off Chris Young, in his first start (at DH) on July 2
- Traded by the Astros with Austin Wates and Jarred Cosart to the Miami for Francis Martes, Colin Moran, Jake Marisnick and 2015 compensation draft pick on July 31
- Blasted his first grand slam in the ninth inning of the second game of the Marlins' Sept. 26 doubleheader at Washington off Nats reliever Craig Stammen
- Acquired by Los Angeles from Miami with LHP Andrew Heaney, C Austin Barnes and RHP Chris Hatcher in exchange for IF Dee Gordon, RHP Dan Haren, IF Miguel Rojas and cash on Dec. 10

2013

- Spent entire 2013 campaign with Double-A Corpus Christi in Houston system, batting .236 in 116 games

2012

- Spent most of 2012 with Single-A Lancaster (100 games) before being promoted to Double-A Corpus Christi on August 10 for final 23 games of season
- Appeared in 122 games at second base and six in the outfield

2011

- Appeared in just 62 games with Single-A Lexington to two stints on disabled list for right ankle sprains from April 17 to May 13, and again from July 28 through end of season
- Showed his versatility in the field, appearing in games at second base (12), third base (4), shortstop (3) and left field (32)

2010

- Spent the entire season with Short-Season A Tri-City, batting .280 with 18 doubles, three homers and 33 RBI in 60 games
- Season was cut short on August 28 by trip to disabled list for right ankle sprain

Named Gulf Coast League Astros Team MVP, hitting .295 with a homer and 27 RBI in 53 games in his first professional season

PERSONAL

Enrique J. (Kiké) Hernández...nickname pronounced KEE-kay...attended American Military Academy in Puerto Rico...appeared as himself in an episode of the popular soap opera "The Bold and The Beautiful" on Sept. 12, 2016...selected by the Astros in the sixth round of the 2009 First-Year Player Draft.

KIKÉ HERNÁNDEZ'S CAREER BATTING RECORD

Year	Team	AVG	G	AB	R	H	2B	3B	HR	RBI	SH	SF	HBP	BB	SO	SB	CS	OBP	SLG	E
2009	GCL Astros	.295	53	207	35	61	12	3	1	27	2	2	4	10	28	8	2	.336	.396	16
2010	Tri-City	.280	60	246	31	69	18	1	3	33	1	2	2	14	35	3	0	.322	.398	7
2011	Lexington	.247	62	215	30	53	11	0	2	17	3	0	0	33	0	2	0	.341	.326	6
2012	Corpus Christi	.247	23	81	7	20	2	0	1	3	1	0	2	4	9	2	2	.299	.309	2
	Lancaster	.275	100	378	52	104	25	7	5	49	5	3	3	22	43	4	2	.318	.418	15
2013	Corpus Christi	.236	116	437	53	103	18	2	13	46	5	2	5	34	70	5	3	.297	.375	16
2014	HOUSTON	.284	24	81	10	23	4	2	1	8	0	0	0	8	11	0	0	.348	.420	2
	MIAMI	.175	18	40	3	7	2	1	2	6	0	0	1	4	10	0	0	.267	.425	0
	New Orleans	.250	21	72	8	18	5	0	2	6	0	1	1	10	13	0	1	.345	.403	0
	Oklahoma City	.337	67	264	41	89	17	2	8	31	2	3	2	18	25	6	5	.390	.508	8
	Corpus Christi	.325	10	40	9	13	3	0	1	5	0	0	0	3	3	0	0	.372	.475	0
2015	LOS ANGELES	.307	76	202	24	62	12	2	7	22	1	2	2	11	46	0	2	.346	.490	3
	Oklahoma City	.169	16	59	6	10	2	0	1	9	0	1	0	4	14	1	0	.219	.254	1
2016	LOS ANGELES	.190	109	216	25	41	8	0	7	18	0	0	0	28	64	2	0	.283	.324	2
	Tulsa	.000	2	8	0	0	0	0	0	0	0	0	0	1	3	0	0	.111	.000	0
	Rancho Cucamonga	.375	2	8	2	3	1	0	0	0	0	0	0	2	3	1	0	.500	.500	0
	AZL Dodgers	.000	2	0	0	0	0	0	0	0	0	0	0	0	0	0	0	.000	.000	0
2017	LOS ANGELES	.215	140	297	46	64	24	2	11	37	1	3	0	41	80	3	0	.308	.421	6
	Major League-4 years	.236	367	836	108	197	50	7	28	91	2	5	3	92	211	5	2	.312	.413	13
	Dodger Totals-3 years	.234	325	715	95	167	44	4	25	77	2	5	2	80	190	5	2	.310	.411	11
	Minor League-8 years	.268	534	2023	274	543	114	15	37	226	19	14	19	153	279	30	17	.324	.394	71

KIKÉ HERNÁNDEZ'S CAREER POSTSEASON BATTING RECORD

Year	Team	AVG	G	AB	R	H	2B	3B	HR	RBI	SH	SF	HP	BB	SO	SB	CS	OBP	SLG
2015	NLDS: LA vs. NYM	.308	4	13	3	4	0	0	0	0	0	0	0	2	4	1	0	.400	.708
2016	NLCS: LA vs. ChC	.000	6	8	0	0	0	0	0	0	0	0	0	3	2	0	0	.273	.000
2017	NLDS: LA vs. ARI	.333	3	3	1	1	1	0	0	0	0	0	0	1	0	0	0	.500	.667
	NLCS: LA vs. ChC	.444	4	9	3	4	0	0	3	7	0	0	0	2	1	0	1	.545	1.444
	WS: LA vs. HOU	.231	6	13	2	3	0	0	0	1	0	0	1	2	3	0	0	.375	.231
	Postseason Totals	.261	23	46	9	12	1	0	3	8	0	0	1	10	10	1	1	.404	.478
	LDS Totals	.313	7	16	4	5	1	0	0	0	0	0	0	3	4	1	0	.421	.375
	LCS Totals	.235	10	17	3	4	0	0	3	7	0	0	0	5	3	0	1	.409	.765
	WS Totals	.251	6	13	2	3	0	0	0	1	0	0	1	2	3	0	0	.375	.231

KIKÉ HERNÁNDEZ'S CAREER SINGLE-GAME BESTS

Most Hits:	3, (7x), last: April 15, 2016 vs. SF	Most Stolen Bases:	1, (5x), last: June 3, 2017 at MIL
Most RBI:	4, (2x), last: April 15, 2016 vs. SF	Most Walks:	3, June 27, 2016 at PIT
Most Home Runs:	2 (2x), last: July 19, 2017 at CWS	Longest Hitting Streak:	6 games (2x), last: Aug. 23-29, 2015
Most Runs Scored:	2 (17x), last: Sept. 25, 2017 vs. SD	Grand Slams:	1, Sept. 26, 2014 at WAS (Stammen)

KIKÉ HERNÁNDEZ'S CAREER FIELDING RECORD

Position	PCT	G	PO	A	E	TC	DP
First Base	1.000	3	16	0	0	16	1
Second Base	.992	44	54	75	1	130	15
Third Base	.914	23	7	25	3	35	1
Shortstop	.963	47	35	95	5	135	10
Outfield	.986	197	263	14	4	281	7

CAREER TRANSACTIONS

- Selected by Houston in the sixth round of the 2009 First-Year Player Draft
- July 31, 2014: Acquired by Miami from Houston with OF Austin Wates, RHP Jarred Cosart in exchange for RHP Francis Martes, INF Colin Moran, OF Jake Marisnick and 2015 compensation draft pick
- Dec. 10, 2014: Acquired by Los Angeles from Miami with LHP Andrew Heaney, C Austin Barnes and RHP Chris Hatcher in exchange for IF Dee Gordon, RHP Dan Haren, IF Miguel Rojas and cash

DISABLED LIST

- July 23, 2013-conclusion of the season (left quad strain)
- Aug. 31-Sept. 28, 2015 (left hamstring strain)
- June 29-July 31, 2016 (left ribcage inflammation)



RICH HILL @Dodgers

LHP | 44



Bats: Left **Throws:** Left
Height: 6-4 **Weight:** 220
Opening Day Age: 38
ML Service: 8.127
Born: March 11, 1980 in Boston, MA
Resides: Boston, MA
Acquired: Signed as a free agent on Dec. 5, 2016
MLB Debut: June 15, 2005

CAREER HIGHLIGHTS

- Veteran southpaw enters his 14th big league season and his third year with the Dodgers, after going 12-8 with a 3.32 ERA in 25 starts in his first full season with the club in 2017
- Has gone 50-36 with a 3.96 ERA and a 1.25 WHIP in 246 career big league games (119 starts) with the Chicago Cubs (2005-08), Baltimore Orioles (2009), Boston Red Sox (2010-12, '15), Cleveland Indians (2012), Los Angeles Angels (2014), New York Yankees (2014), Oakland Athletics (2016) and Los Angeles Dodgers (2016-17)
- In 119 career starts, he has gone 46-34 with a 3.90 ERA (286 ER/659.2 IP) and has limited batters to a .223 average...in 127 relief appearances, he has gone 4-2 with a 4.38 ERA (42 ER/86.1 IP) and has held the opposition to a .238 average
- Has held hitters to a .225 career average and has been effective against hitters from both sides of the plate, limiting lefties to a .220 mark and holding right-handers to a .227 average
- Has a 9.43 career strikeout per nine innings and a 2.49 strikeout-to-walk ratio, striking out 782 against 314 walks in 746.0 innings
- Made his Major League debut on June 15, 2005 against the Florida Marlins as a member of the Cubs, allowing two runs on three hits and striking out two in an inning of relief
- Made his first career big league start on July 25, 2005 against the Giants, allowing two runs on five hits and striking out five in 5.0 innings, not factoring in the decision in the Cubs' 3-2 victory
- Recorded his first big league win on August 1, 2006 against Arizona, allowing three runs on six hits and striking out six in 8.0 innings in the Cubs' 9-3 victory
- Has made four career postseason starts with the Cubs (2007) and the Dodgers (2016), going 1-2 with a 4.50 ERA (8 ER/16.0 IP) and striking out 22 batters against just eight walks
- Selected by the Chicago Cubs in the fourth round of the 2002 First-Year Player Draft out of the University of Michigan

YEAR-BY-YEAR

2017

- In his first full season with the Dodgers, he posted a 12-8 record with a 3.32 ERA (50 ER/135.2 IP) and posted a 1.09 WHIP...struck out 166 batters against just 49 walks, posting a 11.01 strikeout per nine innings and a 3.39 strikeout-to-walk ratio
- Held opposing batters to a .203 average, including a .190 mark against right-handed hitters, which ranked sixth lowest in the Majors
- Limited batters to a .186 average with runners in scoring position, which ranked 11th in the big leagues (min. 100 BFP)...also his .114 opponents' batting average with runners in scoring position with two outs ranked sixth in the National League
- In 14 starts at home, went 7-5 with a 2.77 ERA (24 ER/78.0 IP) and limited the opposition to a .179 average...struck out 93 batters against 33 walks, while posting a 1.05 WHIP...his opponents' batting average at home ranked third in the Majors (min. 10 GS), while his .568 opponents' OPS ranked sixth and ERA ranked 14th

- Following the All-Star break, he went 7-4 with a 3.01 ERA (25 ER/74.2 IP) in 13 starts and limited the opposition to a .196 average, while striking out 96 batters against 20 walks...during that span he ranked among National League starters in wins (T-5th), ERA (10th), opponents' batting average (5th), WHIP (0.98, 4th), strikeout per nine (11.57, 4th), strikeout-to-walk ratio (4.80, 5th), strikeouts (96, 6th), opponents' on-base percentage (.259, 2nd) and opponents' OPS (.624, 7th)
- On Aug. 23 at Pittsburgh, he took a bid for a perfect game into the ninth inning, and after completing 9.0 hitless frames he surrendered a home run in the 10th...according to the Elias Sports Bureau, this marked the first time in Major League history that a walk-off home run broke up a no-hitter...Elias also notes that Hill became the first pitcher to lose a no-hit bid in the 10th inning or later since the Expos' Pedro Martinez took his bid for a perfect game into the 10th inning on June 3, 1995 vs. the Padres before being pulled after a leadoff double
- Named NL Pitcher of the Month for July, after going 4-0 with a 1.45 ERA (5 ER/31.0 IP) in five starts...struck out 40 against just five walks, while holding hitters to a .171 average and 0.77 WHIP
- Made two stints on the disabled list with a blister on his left middle finger, the first coming on April 7-16 and the other on April 17-May 16...returning from his final stint on the DL on May 17, he ranked among the big leagues best among starters (min. 100 IP) in opponents' batting avg. (.194, 5th), opponents' OPS (.616, 7th), strikeouts per nine (11.23, 7th), WHIP (1.06, 8th) and opponents' OBP (.278, 10th)
- Did not factor in the decision each of his four starts during the Postseason, while posting a 2.55 ERA (5 ER/17.2 IP) and holding hitters to a .203 average...struck out 24 against just eight walks in 17.2 innings...the club went 3-1 in his starts.

2016

- Made 20 combined starts with the Athletics and the Dodgers, going 12-5 with a 2.12 ERA and held the opposition to a .195/.269/.261 slashline...struck out 129 against 33 walks in 149.0 innings
- Ranked among the Majors' best (min. 100.0 IP) in ERA (2nd), opponents' batting average (3rd) and WHIP (1.00, 5th) despite two stints on the disabled list
- Posted a career-best nine-game winning streak from May 7-Sept. 10, going 9-0 with a 1.43 ERA (10 ER/63.0 IP) in 11 starts and struck out 69 batters against just 17 walks...did not allow a home run during the run and held batters to a .158/.228/.190 slashline
- Held batters to a .223 average with runners on base and limited hitters to a .233 mark (17-for-73) with runners in scoring position
- Opened the season with Oakland, going 9-3 with a 2.25 ERA and posting a 1.09 WHIP in 14 starts...struck out 90 batters against just 28 walks in 76.0 innings and limited hitters to a .201/.293/.266 slashline
- Prior to the trade, he led the American League (min. 75.0 IP) in ERA and home runs allowed per 9.0 innings (0.24, 2 HR/76.0IP), while ranking among the league's best in opponents' average (2nd), WHIP (9th) and strikeouts per 9.0 innings (10.66, 90 SO/76.0 IP)
- Finished May with a 5-1 record with a 2.13 ERA and a .178 opponents' batting average in six starts to earn AL Pitcher of the Month honors...it was his first career Pitcher of the Month award and it was the first time he won more than three games in a month in his career
- Acquired by the Dodgers on Aug. 1 along with outfielder Josh Reddick in exchange for right-handed pitchers Jharel Cotton, Grant Holmes and Frankie Montas
- Made six starts with the Dodgers, going 3-2 with a 1.83 ERA (7 ER/34.1 IP) and posting a 0.79 WHIP...struck out 39 batters against just seven walks, while limiting the opposition to a .182/.213/.248 slashline
- Tossed 7.0 perfect innings with nine strikeouts on Sept. 10 at Miami and left the game after 89 pitches, the longest perfect game stint for a pitcher who did not get a chance to finish it off in modern MLB history
- Went 1-1 with a 3.46 ERA (5 ER/13.0 IP) in three postseason starts and struck out 19 against just six walks in 13.0 innings...made starts in Games 2 and 5 of the NLDS vs. the Nationals, going 0-1 with a 6.43 ERA (5 ER/7.0 IP)...picked up his first career postseason win against the Cubs in Game 3 of the NLCS, allowing just two hits and striking out six in 6.0 scoreless innings
- Placed on the 15-day disabled list from May 30-July 2 with a strained left groin...returned to the disabled list from July 20-Aug. 24 with a left middle finger blister

2015

- Started the season with the Washington Nationals' Triple-A Syracuse, going 2-2 with a 2.91 ERA (7 ER/21.2 IP) in 25 games and held hitters to a .167 average
- Released by the Nationals on June 24...signed with the Long Island Ducks of the Independent League on July 28 and went 1-0, while tossing 11.0 scoreless innings and striking out 21 batters in two starts

- Signed with the Red Sox on Aug. 14 to a minor league contract...made five starts with Triple-A Pawtucket, going 3-2 with a 2.78 ERA (10 ER/32.1 IP) in five starts, while holding the opposition to a .231 average
- Had his contract purchased by the Red Sox on Sept. 8 and made four starts for Boston going 2-1 with a 1.55 ERA (5 ER/29.0 IP) and striking out 36 batters against just five walks
- Held opposing hitters to a .141/.198/.212 slashline and posted a 0.66 WHIP
- Joined Hideo Nomo (no-hitter, April 4, 2001) as the only pitchers in the last 100 years with 10 or more strikeouts and one hit or fewer in their first career start as a member of the Red Sox, as he tossed 7.0 shutout innings and allowed just one hit and one walk while striking out 10 on Sept. 13 against the Rays
- Became the first pitcher to strike out 10 or more batters in each of his first three starts with any American League team...according to the Elias Sports Bureau, he is the only pitcher since 1900 to make his season debut in September or later and record 10 or more strikeouts in each of his first three starts

2014

- Combined to post a 3.38 ERA (2 ER/5.1 IP) in 16 relief appearances with the Angels and the Yankees
- Started the season with Boston's Triple-A Pawtucket, going 3-3 with two saves and a 3.23 ERA (14 ER/39.0 IP) in 25 games...traded to the Angels on July 1 and appeared in two games, allowing a run and issuing three walks without recording an out...was designated for assignment on July 5 and released on July 9
- Signed a minor league contract with the New York Yankees on July 16 and tossed 4.0 scoreless innings in four relief appearances and limited batters to a .133 average (2-for-15) with Triple-A Scranton/Wilkes-Barre
- Had his contract selected by the Yankees on August 5 and allowed just one run in 14 relief appearances with the Yankees, posting a 1.69 ERA (1 ER/5.1 IP)...made two stints with the big league club after being outrighted to Scranton/Wilkes-Barre Aug. 31 and had his contract selected again by New York on Sept. 2

2013

- Spent the entire season with the Cleveland Indians after making the Opening Day roster as a non-roster invitee, going 1-2 with a 6.28 ERA in a career-high 63 relief appearances
- Struck out 51 batters against 29 walks in 38.2 innings, posting a 11.87 strikeout per nine innings, which ranked ninth in the American League
- Allowed just 12 out of 63 inherited runners to score, posting the eighth lowest inherited runners scored rate of 19.0% in the AL

2012

- Limited to 25 relief appearances with the Red Sox in an injury-laden season, going 1-0 with a 1.83 ERA (4 ER/19.2 IP) and holding the opposition to a .236 average
- 22 of his 25 relief appearances were scoreless...did not allow a hit in eight games from May 4-16 (6.0 IP), tying the longest all-time hitless games stretch for a Red Sox pitcher
- Placed on the disabled list at the start of the season after recovering from Tommy John surgery and returned on April 27...placed on the DL from June 9-Sept. 1 with a left elbow strain
- Combined to go 1-1 with a 2.20 ERA (4 ER/16.1 IP) in 16 rehab games with Triple-A Pawtucket, Double-A Portland, Single-A Salem, High-A Greenville and Rookie-level GCL Red Sox

2011

- Made nine scoreless relief outings for the Red Sox (8.0 IP) before having his season-ending Tommy John surgery
- Placed on the disabled list on June 2 and underwent surgery to reconstruct a torn ulnar collateral ligament in his left elbow...the surgery was performed by Dr. James Andrew in Pensacola, FL
- Had his contract selected by Boston from Triple-A Pawtucket May 5 and did not allow a run in nine outings spanning 8.0 innings out of the bullpen for the Red Sox
- Struck out 12 batters against just three walks, while holding hitters to a .115 average (3-for-26)
- Started the season with Pawtucket, going 1-0 with a 1.13 ERA (2 ER/16.0 IP) in 10 games and limited the opposition to a .143 average

2010

- Started the season with St. Louis' Triple-A Memphis, going 4-3 with a 4.30 ERA (22 ER/46.0 IP) and held hitters to a .217 average in 23 games (four starts)...released by the Cardinals on June 26

- Signed a minor league deal with the Red Sox on June 30 went 3-1 with a 3.74 ERA (22 ER/53.0 IP) in 19 games (six starts) with Triple-A Pawtucket
- Had his contract purchased by the Red Sox on Sept. 13 and tossed 4.0 scoreless innings over six relief outings... held left-handed hitters to a .125 (1-for-8) average

2009

- Appeared in 14 games (13 starts) for Baltimore, going 3-3 with a 7.80 ERA (50 ER/57.2 IP), as he was limited due to a pair of stints on the disabled list
- Began the season on the DL with a strained left elbow and was activated on May 15...was placed on the DL again on July 29 with left shoulder inflammation and missed the remainder of the season
- Made four rehab starts with Triple-A Norfolk and Single-A Frederick, going 1-2 with a 1.65 ERA (3 ER/16.1 IP) and limited the opposition to a .113 average

2008

- Endured four stints on the disabled list due to a muscle strain and a left calf strain
- Started the season with the Cubs, going 1-0 with a 4.12 ERA (9 ER/19.2 IP) in five starts and held hitters to a .191 average...optioned to Triple-A Iowa on May 3 and did not pitch again in the Majors that season
- Went a combined 4-7 with a 5.85 ERA (31 ER/47.2 IP) in 13 starts with Triple-A Iowa, Single-A Dayton and Rookie-level AZL Cubs

2007

- In his first full big league season, he went 11-8 with a 3.92 ERA (85 ER/195.0 IP) in 32 starts with the Cubs...set career bests in wins, ERA, starts, innings and strikeouts (183)
- Posted a 1.19 WHIP and held batters to a .235 average, including a .191 mark against lefties...limited the opposition to a .228 batting average with runners on base, while holding hitters to a .229 average with runners in scoring position
- Led National League left-handed pitchers and ranked fifth overall with 183 strikeouts
- Made his first career postseason appearance with the start in the NLDS Game 3 against the Diamondbacks, allowing three runs on six hits in 3.0 innings and recording the loss

2006

- Split the season between Triple-A Iowa and Chicago, making two stints with the Cubs, from May 1-20 and July 27 through the remainder of the season
- Went 6-7 with a 4.17 ERA (46 ER/99.1 IP) in 17 games (16 starts) with Chicago, while striking out 90 against 39 walks in 99.1 innings...tossed two complete games, including a complete game shutout on Sept. 16 against the Reds
- Held batters to a .227 average, including a .220 mark against righties
- Recorded his first big league win on August 1 against Arizona, allowing three runs on six hits and striking out six in 8.0 innings in the Cubs' 9-3 victory
- Began the season with Iowa and made 15 starts over two stints in Triple-A, going 7-1 with a 1.80 ERA and 135 strikeouts in 100.0 innings...finished second in the Pacific Coast League in strikeouts despite making his final appearance with the club July 22
- Started the PCL All-Star Game, July 12 in Toledo...named the game's Most Valuable Pitcher after fanning two batters in 2.0 scoreless innings against the International League...following the season, was chosen as the left-handed pitcher on the Topps/Minor League Baseball Triple-A All-Star team...twice earned PCL Pitcher of the Week honors (April 6-16 and May 29-June 4)

2005

- Appeared in 10 games (four starts) in three stints with the Cubs, going 0-2 with a 9.13 ERA (24 ER/23.2 IP) in his first big league action
- Made his Major League debut on June 15 against the Florida Marlins, allowing two runs on three hits in 1.0 inning of relief
- Made his first career big league start on July 25 against the Giants, allowing two runs on five hits in 5.0 innings, not factoring in the decision in the Cubs' 3-2 victory
- Went 11-4 with a 3.31 ERA in a combined 22 games (21 starts) between Single-A Peoria, Double-A West Tennessee and Triple-A Iowa...led all full-season minor league pitchers with 13.36 strikeouts per nine innings (194 K/130.2 IP) and ranked third in the minors overall in strikeouts

2004

- Spent the entire season with the Cubs' Single-A Dayton, going 7-6 with a 4.03 ERA (49 ER/109.1 IP) in 28 games (19 starts)...led the club with 136 strikeouts in 109.1 innings

2003

- Split the season between Single-A Lansing and Single-A short-season Boise, going 1-7 with a 3.87 ERA (42 ER/97.2 IP)...struck out a combined 149 batters in 97.2 innings

2002

- Pitched in six games (five starts) with Single-A Boise, going 0-2 with a 8.36 ERA in his first professional season

PERSONAL

Richard Joseph Hill...resides in Boston with his wife Caitlin, and their son, Brice...is a 1999 graduate of Milton (MA) High School...attended the University of Michigan, where he pitched for three seasons from 2000-2002...selected by the Chicago Cubs in the fourth round of the 2002 First-Year Player Draft and signed by scout Scott May.

RICH HILL'S CAREER PITCHING RECORD

Year	Team	W-L	ERA	G	GS	CG	SHO	SV	IP	H	R	ER	HR	HB	BB	SO	WP	BK	AVG
2002	Boise	0-2	8.36	6	5	0	0	0	14.0	15	19	13	0	3	14	12	4	0	.268
2003	Boise	1-6	4.35	14	14	0	0	0	68.1	57	40	33	5	9	32	99	5	1	.233
	Lansing	0-1	2.76	15	4	0	0	0	29.1	14	12	9	0	3	36	50	9	0	.141
2004	Daytona	7-6	4.03	28	19	0	0	0	109.1	88	64	49	9	19	72	136	12	5	.221
2005	CHICAGO (NL)	0-2	9.13	10	4	0	0	0	23.2	25	24	24	3	1	17	21	0	0	.260
	West Tenn	4-3	3.28	10	10	0	0	0	57.2	42	22	21	9	2	21	90	0	0	.200
	Peoria	1-0	1.13	1	1	0	0	0	8.0	5	2	1	0	0	12	0	0	0	.179
	Iowa	6-1	3.60	11	10	1	0	0	65.0	53	28	26	11	4	14	92	2	0	.218
2006	CHICAGO (NL)	6-7	4.17	17	16	2	1	0	99.1	83	51	46	16	2	39	90	3	0	.227
	Iowa	7-1	1.80	15	15	0	0	0	100.0	62	22	20	3	5	21	135	2	0	.179
2007	CHICAGO (NL)	11-8	3.92	32	32	0	0	0	195.0	170	89	85	27	12	63	183	1	1	.235
2008	CHICAGO (NL)	1-0	4.12	5	5	0	0	0	19.2	13	9	9	2	1	18	15	1	0	.191
	Iowa	2-4	5.88	7	7	0	0	0	26.0	22	19	17	4	2	28	32	3	0	.234
	AZL Cubs	1-1	2.89	3	3	0	0	0	9.1	5	5	3	0	1	5	11	1	0	.161
	Daytona	1-2	8.03	3	3	0	0	0	12.1	12	12	11	0	3	11	14	1	0	.267
2009	BALTIMORE	3-3	7.80	14	13	0	0	0	57.2	68	53	50	7	1	40	46	1	1	.296
	Frederick	0-1	3.00	1	1	0	0	0	3.0	1	1	1	0	1	0	3	0	0	.100
	Norfolk	1-1	1.35	3	3	0	0	0	13.1	5	2	2	1	1	9	14	0	0	.116
2010	BOSTON	1-0	0.00	6	0	0	0	0	4.0	5	0	0	0	0	1	3	0	0	.294
	Memphis	4-3	4.30	23	4	0	0	0	46.0	35	26	22	5	8	30	47	1	1	.217
	Pawtucket	3-1	3.74	19	6	0	0	0	53.0	45	22	22	3	9	29	55	1	2	.233
2011	BOSTON	0-0	0.00	9	0	0	0	0	8.0	0	0	0	0	1	3	12	1	0	.115
	Pawtucket	1-0	1.13	10	0	0	0	1	16.0	8	3	2	1	1	1	18	0	0	.143
2012	BOSTON	1-0	1.83	25	0	0	0	0	19.2	17	4	4	0	0	11	21	0	0	.236
	Pawtucket	1-0	1.13	8	0	0	0	0	8.0	3	1	1	1	0	2	10	0	0	.111
	Portland	0-0	0.00	1	0	0	0	0	1.0	1	0	0	0	0	0	1	0	0	.250
	GCL Red Sox	0-1	13.50	2	1	0	0	0	1.1	0	2	2	0	0	2	3	0	0	.000
	Salem	0-0	0.00	3	3	0	0	0	4.0	1	0	0	0	1	1	8	0	0	.077
	Greenville	0-0	4.50	2	2	0	0	0	2.0	2	1	1	0	0	0	5	0	0	.250
2013	CLEVELAND	1-2	6.28	63	0	0	0	0	38.2	38	30	27	3	2	29	51	6	1	.257
2014	LOS ANGELES (AL)	0-0	NaN	2	0	0	0	0	0.0	1	1	1	0	0	3	0	1	0	1.000
	NEW YORK (AL)	0-0	1.69	14	0	0	0	0	5.1	6	1	1	0	1	3	9	0	0	.286
	Pawtucket	3-3	3.23	25	0	0	0	2	39.0	29	15	14	0	2	17	46	2	0	.206
	Scranton/WB	0-0	0.00	4	0	0	0	0	4.0	2	0	0	0	0	1	10	2	0	.133
2015	BOSTON	2-1	1.55	4	4	1	1	0	29.0	14	5	5	2	2	5	36	0	0	.141
	Pawtucket	3-2	2.78	5	5	0	0	0	32.1	27	11	10	3	2	9	29	0	0	.231
	Syracuse	2-2	2.91	25	0	0	0	0	21.2	12	9	7	1	5	21	32	3	0	.167
2016	LOS ANGELES (NL)	3-2	1.83	6	6	0	0	0	34.1	22	7	7	2	0	5	39	0	0	.182
	OAKLAND	9-3	2.25	14	14	0	0	0	76.0	55	22	19	2	8	28	90	0	0	.201
	Stockton	0-0	3.00	1	1	0	0	0	3.0	4	1	1	0	0	0	6	0	0	.308
2017	LOS ANGELES (NL)	12-8	3.32	25	25	1	0	0	135.2	99	51	50	18	9	49	166	2	1	.203
Major League-13 years		50-36	3.96	246	119	4	2	0	746.0	619	347	328	82	40	314	782	16	4	.225
Dodgers Total-2 years		24-13	2.78	45	45	1	0	0	246.0	176	80	76	22	17	82	295	2	1	.199
Minor League-7 years		48-41	3.47	245	117	1	0	3	747.0	550	339	288	56	81	380	969	48	9	.206

RICH HILL'S CAREER POSTSEASON PITCHING RECORD

Year	Team	W-L	ERA	G	GS	CG	SHO	SV	IP	H	R	ER	HR	HBP	BB	SO	WP	BK
2007	NLDS: ChC vs. ARI	0-1	9.00	1	1	0	0	0	3.0	6	3	3	1	1	2	3	0	0
2016	NLDS: LAD vs. WAS	0-1	6.43	2	2	0	0	0	7.0	9	5	5	1	2	4	13	0	0
	NLCS: LAD vs. ChC	1-0	0.00	1	1	0	0	0	6.0	2	0	0	0	0	2	6	0	0
2017	NLDS: LAD vs. ARI	0-0	4.50	1	1	0	0	0	4.0	3	2	2	1	0	3	4	0	0
	NLCS: LAD vs. ChC	0-0	1.80	1	1	0	0	0	5.0	3	1	1	1	0	1	8	1	0
	WS: LAD vs. HOU	0-0	2.08	2	2	0	0	0	8.2	7	2	2	1	0	4	12	0	0
Postseason Totals		1-2	4.50	4	4	0	0	0	16.0	17	8	8	2	3	8	22	0	0
LDS Totals		0-2	7.20	3	3	0	0	0	10.0	15	8	8	2	3	6	16	0	0
LCS Totals		1-0	0.00	1	1	0	0	0	6.0	2	0	0	0	0	2	6	0	0
WS Totals		0-0	2.08	2	2	0	0	0	8.2	7	2	2	1	0	4	12	0	0

RICH HILL'S CAREER SINGLE-GAME BESTS

Low-Hit Complete Game:	1, Aug. 23, 2017 at PIT	Most Strikeouts:	11 (2x), last: June 7, 2007 at ATL
Most Innings Pitched - Starter:	9.0 (3x), last: Aug. 23, 2017 at PIT	Most Walks:	5 (3x), last Aug. 11, 2006 at COL
Most Innings Pitched - Reliever:	41, June 22, 2005 at MIL	Longest Winning Streak:	9 games, May 7-Sept. 10, 2016
Most Earned Runs Allowed:	7 (4x), last: June 30, 2009 vs. BOS	Longest Losing Streak:	6 games, Aug. 5, 2005-May 20, 2006

RICH HILL'S CAREER FIELDING RECORD

Position	PCT	G	PO	A	E	TC	DP
Pitcher	.902	246	23	23	11	112	3

CAREER TRANSACTIONS

- Selected by Chicago (NL) in the 4th round of the 2002 amateur draft
- Feb. 2, 2009: Acquired by Baltimore from Chicago (NL) for a player to be named later
- Jan. 26, 2010: Signed by St. Louis as a free agent
- June 30, 2010: Signed by Boston as a free agent
- Dec. 16, 2010: Signed by Boston as a free agent
- Dec. 30, 2011: Signed by Boston as a free agent
- Feb. 7, 2013: Signed by Cleveland as a free agent
- Jan. 31, 2014: Signed by Boston as a free agent
- July 1, 2014: Acquired by Los Angeles (AL) from Boston for cash considerations
- July 17, 2014: Signed by New York (AL) as a free agent
- Feb. 27, 2015: Signed by Washington as a free agent
- Aug. 10, 2015: Signed by Boston as a free agent
- Nov. 20, 2015: Signed by Oakland as a free agent
- Aug. 1, 2016: Acquired by Los Angeles from Oakland with Josh Reddick for Grant Holmes, Frankie Montas and Jharel Cotton
- Dec. 5, 2016: Signed by Los Angeles as a free agent

DISABLED LIST

- Aug. 31-Oct. 8, 2008 (lower back soreness)
- March 29-May 16, 2009 (strained left elbow)
- July 29-Oct. 30, 2009 (left shoulder inflammation)
- June 3, 2011 - rest of the season (left elbow surgery)
- April 4-27, 2012 (recovery from left elbow surgery)
- June 10-Sept. 1, 2012 (left elbow strain)
- June 9-July 2, 2016 (strained left groin)
- July 30-Aug. 24, 2016 (blister, left hand)
- April 7-16, 2017 (blister, middle finger)
- April 17-May 16, 2017 (blister, left middle finger)

AGE IS JUST A NUMBER

In Dodger history, there have been 15 players who have made their big league debut before their 19th birthday, including Tommy Brown, the youngest Dodger to take the field when he did so on Aug. 3, 1944 at the age of 16 years and 173 days old. The most recent 18-year old to play for Los Angeles was Willie Crawford, who was 18 years and 9 days old when he played on Sept. 16, 1964.

Conversely, there have been just 15 players to appear for the Dodgers after turning 42, with the most recent case being Greg Maddux, who was 42 years and 166 days old in his last game on Sept. 27, 2008. The oldest Dodger was Hoyt Wilhelm, who pitched for the Dodgers at 49 years and 349 days old on July 10, 1972.

Source: Retrosheet



KENLEY JANSEN @KenleyJansen74

RHP | 74



Bats: Switch **Throws:** Right
Height: 6-5 **Weight:** 275
Opening Day Age: 30
Born: Sept. 30, 1987 in Willemstad, Curacao
Resides: Willemstad, Curacao
Acquired: Signed as a non-drafted free agent on Nov. 17, 2004
ML Service: 7.073
MLB Debut: July 24, 2010



CAREER HIGHLIGHTS

- Two-time All-Star closer (2016-17) enters his ninth big league season after recording his third-career 40-plus save season in 2017 (also: 2014, '16), joining Eric Gagné (2002-04) as the only pitchers in Dodger history with three seasons of 40 or more saves
- Selected as the Trevor Hoffman NL Reliever of the Year award for the second straight season in 2017, after going 5-0 with 41 saves (T-1st, NL) and leading the Majors with a 1.32 ERA in 65 relief appearances...became the first pitcher to win the Reliever of the Year award consecutively in the four-year history of the honor
- The Dodgers' all-time leader in saves (230) and strikeouts by a reliever (741) was selected to his second consecutive All-Star game in 2017
- Has a 24-13 career record with 230 saves and a 2.08 ERA in 474 games...leads active relievers (min. 250.0 IP) with a 0.87 career WHIP and a .234 opponents' OBP, while ranking among the leaders in ERA (4th), saves (2nd), opponents' batting average (.171, 5th) and strikeouts (3rd)...averaging 13.98 strikeouts per 9.0 innings (4th), while posting a 5.31 strikeout-to-walk ratio (2nd)
- In his career, opponents have swung and missed on 34.1% of their attempts, the fifth-best mark in the Majors from 2010-17 (min 250.0 IP)
- Has saved 30+ games in four consecutive seasons (2014-17), becoming the first Dodger to accomplish the feat...also has four 100+ strikeout seasons (2013-14, '16-17), which is also the most by a Dodger reliever
- Has tossed scoreless relief in 25 of 30 career postseason appearances, posting a 2.19 ERA (9 ER/37.0 IP) and 13 saves, which is the most in Dodger franchise postseason history...since saves became an official stat in 1969, he sits tied for fourth all-time on the career postseason saves list
- Made his Major League debut on July 24, 2010 and tossed a perfect inning...struck out the Mets' Angel Pagan and David Wright for the first two outs of his career...picked up his first career victory on Sept. 11, 2010 at Houston...recorded his first save on July 25, 2010 against the Mets at Dodger Stadium
- Converted from a catcher to a pitcher during the 2009 season after posting a .229 career batting average with 15 homers and 97 RBI in five minor league seasons
- Originally signed by the Dodgers as a non-drafted free agent on Nov. 17, 2004

AWARDS



All-Star
(2X: 2016, '17)

Reliever of the Year
(2X: 2016, '17)

JANSEN

YEAR-BY-YEAR

2017

- Honored as the Trevor Hoffman NL Reliever of the Year for the second consecutive season and selected to his second straight All-Star game after going 5-0 with a 1.32 ERA (10 ER/68.1 IP) and 41 saves...recorded his third-career 40-plus save season (also: 2014, '16), joining Eric Gagné (2002-04) as the only pitchers in Dodger history with three seasons of 40 or more saves
- Led Major League relievers in ERA (1.32), WHIP (0.75) and strikeout-to-walk ratio (15.57), while tied for the National League lead in saves (41, T-2nd ML)...also ranked among the NL relievers in strikeouts (109, 2nd), wins (5, T-10th) and strikeouts per nine innings (14.36, 2nd)
- Limited hitters to a .177 (5th, NL)/.206 (1st, NL)/.270 (4th, NL) slashline, including holding right-handers to a .120 average (15-for-125) and a .236 mark against lefties (29-for-123)...held batters to a .476 OPS, which was the third lowest in the National League
- Held batters with runners in scoring position to a .136 average (8-for-59) and a .161 mark with runners on base
- Named National League Reliever of the Month for the month of June...was perfect in save opportunities throughout the month, as he converted each of his 10 chances over 12 games in 14.0 innings, while striking out 18 against a lone walk...posted a scoreless innings streak of 17.0 innings (May 23-July 5)

- Recorded the 200th save of his career after tossing a perfect ninth inning with a strikeout against the Reds on June 11
- Began the season striking out 51 of 115 batters he faced without issuing a walk, which according to Elias Sports Bureau is the most strikeouts to open a season without a walk in big league history
- Struck out the side on only nine pitches in the ninth inning on May 18 against the Marlins at Dodger Stadium, which was the 79th time in Major League history that an immaculate inning was recorded... became the first Dodger pitcher to throw an immaculate inning since Todd Worrell on Aug. 13, 1995
- Recorded his first career extra-base hit and RBI on June 25 against the Rockies after stroking an RBI double in the eighth inning off of Greg Holland
- Tossed scoreless relief in 10 of 13 postseason appearances and converted five of six save opportunities...three of the five saves were four-plus out saves...went 1-1 with a 1.62 ERA (3 ER/16.2 IP) and struck out 20 batters against just three walks, while limiting batters to a .138 average...since saves became an official stat in 1969, he is tied for fourth all-time on the career postseason saves list



Kenley Jansen, wife Gianni and son Kaden after being presented with the 2017 Trevor Hoffman Award, which is given annually to the top relief pitcher in the National League.

2016

- Named the Trevor Hoffman NL Reliever of the Year and selected to his first-career All-Star Game, going 3-2 with 47 saves and a 1.83 ERA in 71 games
- Tied with Zach Britton and Mark Melancon for second in the Majors with a career-high 47 saves, four behind Jeurys Familia... was 47 of 53 in save opportunities and was the only Dodger to record a save in 2016, marking the first time that's happened since the save became a statistic in 1969
- Led the Majors in WHIP (0.67) and opponents' batting average (.150), while ranking among the National League's best relievers in ERA (1.83, 2nd) and strikeouts (104, 3rd)...walked only 11 batters in 68.2 innings and owned the best strikeout-to-walk ratio in the National League (9.45)
- On June 21 vs. Washington, established new Dodger franchise marks in saves, finishing the year with 189 after surpassing Eric Gagné (161)...also set the franchise record for strikeouts (632), eclipsing Jim Brewer's mark of 604
- Tossed scoreless relief in six of seven postseason appearances and successfully converted all three save opportunities in the NLDS and NLCS...five of seven outings were more than 1.0 inning, while his 3.0 innings in NLCS Game 6 at Chicago were a career high...also established a career high with 51 pitches thrown in 2.1 innings in NLDS Game 5 at Washington

2015

- Was successful on 36 of 38 save opportunities (94.7%), while going 2-1 with a 2.41 ERA in 54 games in his sixth MLB season
- In the postseason, picked up two saves in as many opportunities and struck out four in 3.1 scoreless innings in three NLDS games against the Mets
- Led MLB relievers with a 0.78 WHIP and ranked among the NL leaders in saves (7th), save percentage (3rd) and opponents' batting average (.176, 3rd)...struck out 80 against just eight walks, leading NL relievers with a 10.00 strikeout-to-walk ratio
- Made his 2015 debut on May 15 vs. Colorado and struck out four in a scoreless eighth inning (Carlos Gonzalez reached on a passed ball), as he recorded just the sixth four-strikeout inning by a pitcher in Dodger history
- Missed first 34 games of the season due to Feb. 17 surgery to remove a growth from a bone in his left fifth metatarsal

2014

- Posted a 2-3 record with a 2.76 ERA and tied for third in the NL with a career-high 44 saves in his fifth big league season
- Converted 16 consecutive save opportunities from April 17-June 17 and 44-of-49 save opportunities overall (89.8%)
- Ranked second among NL relievers with 101 strikeouts, as he posted his second consecutive 100-strikeout season
- Limited opponents to a .224 batting average, including a .169 mark against right-handed hitters (22-for-130)
- Picked up his 100th career save on Aug. 27 at Arizona, becoming the sixth Dodger reliever to reach the milestone
- Appeared in one postseason game in the Dodgers' NLDS loss to the Cardinals, striking out two in a scoreless inning to pick up the save in Game 2

2013

- Recorded 28 saves in 32 opportunities and ranked among the NL relief leaders in saves (T-11th), ERA (1.88, 6th), opponents' batting average (.177, 7th), WHIP (0.86, 2nd) and strikeouts (111, 2nd) in 75 games (T-4th)
- His 111 strikeouts ranked as the seventh-most all-time by a Los Angeles reliever
- Allowed just four hits all season with runners in scoring position, limiting opponents to a .068 average (4-for-59) with 23 strikeouts in those situations

- Retired 27 consecutive batters from July 23-Aug. 8, including 15 strikeouts
- Made six postseason appearances for the Dodgers, successfully converting both of his save opportunities and allowing two runs on six hits in 4.1 innings (4.15 ERA)

2012

- Ranked among the NL relief leaders in wins (5, T-10th), saves (25, T-10th), strikeouts (99, 3rd), ERA (2.35, 8th), opponents' batting average (.146, 3rd) and WHIP (0.85, 3rd)
- Successfully converted 25 of 32 save opportunities after taking over as the club's full-time closer in May
- Did not appear in a game between Aug. 28-Sept. 19 after suffering an irregular heartbeat during his Aug. 27 appearance at Colorado
- Had ablation heart surgery on Oct. 23 performed by Dr. Koonwalee Nademanee at White Memorial Hospital

2011

- Established a then-Major League record by averaging 16.10 strikeouts per nine innings...struck out 96 in 53.2 innings pitched...his 96 Ks were tied for fifth among Major League relievers
- Overall, went 2-1 with a 2.85 ERA and five saves in 51 games...limited opponents to a .159 batting average, which ranked third among Major League pitchers (min. 50.0 IP)
- Made his first Opening Day roster and tied for seventh in the NL Rookie of the Year balloting
- Only one of 21 inherited runners scored off him (95.2%)
- Batters swung and missed at 38.3% of his pitches, which was the second-best mark in baseball, behind Craig Kimbrel's 38.6 swing-and-miss pct. (min. 30 games)
- Was hospitalized with an irregular heartbeat after his July 26 outing...was placed on the disabled list on July 29 due to blood thinning medication taken to treat the irregular heartbeat...was activated on Aug. 25

2010

- Saw his first big league action and finished the season 1-0 with a 0.67 ERA (2 ER/27.0 IP) and four saves in 25 games in his first full season as a pitcher...limited hitters to a .130 batting average (12-for-92) with just three extra-base hits (all doubles)
- Made his big league debut on July 24 and tossed a perfect inning...struck out the Mets' Angel Pagan and David Wright for the first two outs of his career
- Despite pitching in just 25 games (27.0 IP), his 41 strikeouts tied for ninth among all rookie relievers
- Earned his first save on July 25 vs. NYM, which was his second Major League game
- Picked up his first Major League victory on Sept. 11 at Houston, firing a perfect eighth inning
- Named to Baseball America's minor league second team as a relief pitcher and combined to go 5-1 with eight saves and a 1.60 ERA in 33 games with Single-A Inland Empire and Double-A Chattanooga...selected as a Double-A Southern League All-Star and earned the save in the All-Star Game

2009

- Opened the season as a catcher and combined to hit .198 with a home run and 13 RBI in 34 games with Inland Empire and Triple-A Albuquerque
- Activated by Inland Empire on July 29 and converted to a pitcher, allowing six runs in 11.2 innings (4.63 ERA) in 12 relief appearances
- Following the season, pitched for the Peoria Javelinas of the Arizona Fall League
- Played for Team Netherlands as a catcher in the 2009 World Baseball Classic, going 1-for-13 with a walk in five games

2008

- Spent the entire campaign with Single-A Great Lakes and selected as a midseason Midwest League All-Star, ranking fourth on the club with nine homers and fifth on the team with 27 RBI in 79 games

2007

- Split the season between Single-A Great Lakes and Rookie-advanced Ogden, appearing in 73 games

2006

- Spent the entire season with the Rookie-level Gulf Coast League Dodgers, batting .248 with a home run and 10 RBI in 35 games

2005

- Opened the season with Rookie-level Gulf Coast League, batting .304 (31-for-102) with one home run and 18 RBI in 34 games before being promoted to Rookie-advanced Ogden on Aug. 26

PERSONAL

Kenley Jansen...married to Gianni...has a daughter, Natalia, and a son, Kaden...resides in Curacao, Netherlands Antilles...wears the No. 74 because that is his house number in Curacao...traveled with the Dodgers to Taiwan in March 2010...played for Team Netherlands in 2009, 2013 and 2017 World Baseball Classics...signed as a non-drafted free agent on Nov. 17, 2004...signed by scouts Camilo Pascual and Rolando Chirino.

KENLEY JANSEN'S CAREER PITCHING RECORD

Year	Team	W-L	ERA	G	GS	CG	SHO	SV	IP	H	R	ER	HR	HB	BB	SO	WP	BK	AVG
2009	Inland Empire	0-0	4.63	12	0	0	0	0	11.2	14	6	6	1	0	11	19	1	1	.298
2010	LOS ANGELES	1-0	0.67	25	0	0	0	4	27.0	12	2	2	0	1	15	41	1	0	.130
	Chattanooga	4-0	1.67	22	0	0	0	8	27.0	14	6	5	0	0	17	50	3	0	.151
2011	Inland Empire	1-1	1.50	11	0	0	0	0	18.0	15	3	3	0	0	6	28	1	0	.231
	LOS ANGELES	2-1	2.85	51	0	0	0	5	53.2	30	17	17	3	2	26	96	0	2	.159
	Chattanooga	0-1	4.50	5	0	0	0	0	6.0	2	3	3	1	0	3	9	0	0	.111
	Rancho Cucamonga	0-0	0.00	2	2	0	0	0	2.0	0	0	0	0	0	0	4	0	0	.000
2012	LOS ANGELES	5-3	2.35	65	0	0	0	25	65.0	33	18	17	6	3	22	99	3	0	.146
2013	LOS ANGELES	4-3	1.88	75	0	0	0	28	76.2	48	16	16	6	3	18	111	2	0	.177
2014	LOS ANGELES	2-3	2.76	68	0	0	0	44	65.1	55	20	20	5	0	19	101	2	0	.224
2015	LOS ANGELES	2-1	2.41	54	0	0	0	36	52.1	33	14	14	6	2	8	80	0	0	.176
	Rancho Cucamonga	0-1	5.06	6	5	0	0	0	5.1	6	3	3	1	0	1	8	0	0	.300
2016	LOS ANGELES	3-2	1.83	71	0	0	0	47	68.2	35	14	14	4	2	11	104	1	0	.150
2017	LOS ANGELES	5-0	1.32	65	0	0	0	41	68.1	44	11	10	5	2	7	109	2	1	.177
Major League-8 years		24-13	2.08	474	0	0	0	230	477.0	290	112	110	35	15	126	741	11	3	.171
Dodger Totals-8 years		24-13	2.08	474	0	0	0	230	477.0	290	112	110	35	15	126	741	11	3	.171
Minor League-4 years		5-3	2.57	58	7	0	0	8	70.0	51	21	20	3	0	38	118	5	1	.205

KENLEY JANSEN'S CAREER POSTSEASON PITCHING RECORD

Year	Team	W-L	ERA	G	GS	CG	SHO	SV	IP	H	R	ER	HR	HBP	BB	SO	WP	BK
2013	NLDS: LA vs. ATL	0-0	0.00	3	0	0	0	1	2.1	1	0	0	0	0	1	7	0	0
	NLCS: LA vs. STL	0-0	9.00	3	0	0	0	1	2.0	5	2	2	0	0	0	3	0	0
2014	NLDS: LA vs. STL	0-0	0.00	1	0	0	0	1	1.0	0	0	0	0	0	0	2	0	0
2015	NLDS: LA vs. NYM	0-0	0.00	3	0	0	0	2	3.1	1	0	0	0	0	3	4	0	0
2016	NLDS: LA vs. WAS	0-0	6.75	4	0	0	0	2	5.1	4	4	4	1	1	5	9	0	0
	NLCS: LA vs. ChC	0-0	0.00	3	0	0	0	1	6.1	1	0	0	0	0	0	10	0	0
2017	NLDS: LAD vs. ARI	0-0	0.00	3	0	0	0	2	3.2	2	1	0	0	0	1	4	0	0
	NLCS: LAD vs. ChC	1-0	0.00	4	0	0	0	1	4.1	0	0	0	0	1	0	8	0	0
	WS: LAD vs. HOU	0-1	3.12	6	0	0	0	2	8.2	6	3	3	2	1	2	8	0	0
Postseason Totals		1-1	2.19	30	0	0	0	13	37.0	20	10	9	3	3	12	55	0	0
LDS Totals		0-0	2.30	14	0	0	0	8	15.2	8	5	4	1	1	10	26	0	0
LCS Totals		1-0	1.42	10	0	0	0	3	12.2	6	2	2	0	1	0	21	0	0
WS Totals		0-1	3.12	6	0	0	0	2	8.2	6	3	3	2	1	2	8	0	0

KENLEY JANSEN'S CAREER SINGLE-GAME BESTS

Low-Hit Complete Game:	None	Most Strikeouts:	4 (1x), last: June 2, 2017 at MIL
Most Innings Pitched - Starter:	None	Most Walks:	2 (21x), last: Oct. 1, 2016 at SF
Most Innings Pitched - Reliever:	2.0 (12x), last: June 2, 2017 at MIL	Longest Winning Streak:	6 games, June 19, 2016-July 26, 2017
Most Earned Runs Allowed:	5, April 19, 2011 vs. ATL	Longest Losing Streak:	3 games (3x), last: April 9-June 20, 2014

KENLEY JANSEN'S CAREER FIELDING RECORD

Position	PCT	G	PO	A	E	TC	DP
Pitcher	.900	474	20	16	4	40	2

CAREER TRANSACTIONS

- Signed by Los Angeles as a non-drafted free agent on Nov. 17, 2004
- Jan. 10, 2017: Signed by Los Angeles as a free agent

DISABLED LIST

- May 29-June 17, 2011 (right shoulder inflammation)
- July 29-Aug. 25, 2011 (irregular heartbeat)
- March 27-May 15, 2015 (fifth metatarsal surgery)

DODGER CAPTAINS

The Dodgers have had five captains in history. The first captain was Pee Wee Reese (1949-58) appointed by Branch Rickey. Duke Snider (1962) was named the second captain by Walter Alston. Maury Wills was next in line (1963-66) and was named by Alston. Alston selected Willie Davis (1973) as the fourth captain. Davey Lopes served as the fifth captain as named by Tommy Lasorda in 1978 and 1979.



MATT KEMP

@TheRealMattKemp

OF | 27



Bats: Right **Throws:** Right

Height: 6-3 **Weight:** 225

Opening Day Age: 33

Born: September 23, 1984 in Midwest City, OK

Resides: San Diego, CA

Acquired: In a five-player trade with Atlanta on Dec. 16, 2017

ML Service: 11.049

MLB Debut: May 28, 2006



CAREER HIGHLIGHTS

- The two-time All-Star outfielder enters his 13th big league campaign and returns to the Dodger organization after being acquired on Dec. 16, 2017 from the Atlanta Braves in a five-player trade
- Enters his second stint with Los Angeles after playing for the club from 2006-14, posting a .292/.349/.495 slashline with 215 doubles, 33 triples, 182 home runs, 648 RBI and 170 stolen bases in 1,116 games...ranks among the Top-10 in L.A. Dodger history in runs (650, 8th), hits (1,188, 10th), doubles (7th), homers (4th), RBI (6th), stolen bases (6th), batting average (6th), OBP (10th), SLG (5th) and OPS (.845, 4th)
- His 1,081 career games in the outfield rank fourth in Los Angeles Dodger history, trailing Willie Davis (1,906), Andre Ethier (1,321) and Dusty Baker (1,092)...his 86 outfield assists since 2006 ranks fourth in the NL over that time
- Over 12 big league seasons with the Dodgers (2006-14), Padres (2015-16) and Braves (2016-17), he has hit .285 with 308 doubles, 37 triples, 259 home runs and 920 RBI in 1,541 career games
- Selected to the National League All-Star team in two consecutive seasons (2011, 2012)...won a pair of Rawlings Gold Gloves in center field (2009, 2011) and won two Silver Sluggers (2009, 2011)...was also the winner of the 2011 NL Hank Aaron Award and Baseball America's 2011 ML Player of the Year
- Holds a .319 career batting average against southpaws, which ranks seventh best among active qualifying players...has posted a .294 career batting average with runners on base, including a .276 mark with runners in scoring position
- Is tied for the NL lead with 117 game-winning RBI since the start of the 2008 season with Joey Votto...since his debut in 2006, has the fourth most game-winning RBI in the NL with 125
- In 2011, finished runner-up in the NL MVP voting and fell one home run shy of becoming the fifth 40/40 player in baseball history...selected as Baseball America's Major League Player of the Year, made a legitimate run at the Triple Crown and ranked among the NL's Top-4 in batting average (.324, 3rd), home runs (39, 1st), RBI (126, 1st), runs (115, 1st), stolen bases (40, T-2nd), on-base percentage (.399, 4th), slugging percentage (.586, 2nd), hits (195, 2nd), multi-hit games (57, T-1st) and total bases (353, 1st)...also tied for second in the NL with 40 stolen bases
- Had his contact selected from Double-A Jacksonville on May 28, 2006 and made his big league debut that day with a start in center field...recorded his first Major League hit that day with a single off of Nationals' reliever Jon Rauch
- Slugged his first career big league home run on June 1, 2006 against the Phillies with a three-run shot in the second inning off of Gavin Floyd
- Selected by the Dodgers in the sixth round of the 2003 First-Year Player Draft out of Midwest City High School

AWARDS

All-Star
(2: 2011, '12)

Gold Glove
(2: 2009, '11)

Silver Slugger
(2: 2009, '11)

YEAR-BY-YEAR

2017

- Appeared in 115 games with the Braves, hitting .276 with 47 runs, 23 doubles, one triple, 19 home runs and 64 RBI
- Hit well to start the season, slashing .293/.340/.486 with 21 doubles, 12 homers and 40 RBI in 74 games prior to the All-Star break...was slowed down by injuries as he made two stints on the 10-day disabled list (April 11-19, July 29-Aug. 19) with a strained right hamstring
- Solely appeared in left field (103 games), posting a .993 fielding percentage as he only committed just one error in 851.2 innings...ranked 10th among NL outfielders in fielding percentage (min. 750.0 INN)
- Hit .357 with 10 doubles, four homers and 14 RBI in 28 May games, recording his second best May batting average in his career
- Appeared in one rehab game and went 1-for-3 with an RBI with Triple-A Gwinnett on April 19

2016

- In 156 combined games with the San Diego Padres and the Atlanta Braves, he hit .268 with 89 runs, 39 doubles, 35 home runs and 108 RBI...reached the 30-homer mark for just the second time in his career (also: 2011) and the 100-RBI mark for the fourth time (also: 2009, 2011, 2015)

- Ranked among the National League leaders in runs (15th), hits (167, T-16th), doubles (8th), homers (4th), RBI (3rd) and slugging percentage (.499, 17th)...his 19 homers following the All-Star break tied for the second most in the NL
- His .306 batting average against left-handed pitchers ranked 16th best in the NL, compared to a .258 mark against righties
- Began the season with the Padres hitting .262 with 23 doubles, 23 home runs and 69 RBI in 100 games...acquired by the Braves along with cash consideration on July 30 in a two-player deal
- Posted a .280/.336/.519 slashline with 35 runs, 15 doubles, 12 homers and 39 RBI in 56 games with the Braves...since joining Atlanta, the club posted a 31-25 record

2015

- In his first year with the Padres, he hit .265 with 80 runs, 31 doubles, three triples, 23 home runs and 100 RBI along with 12 stolen bases in 154 games...led the team in hits (158), games played and RBI
- Ranked fourth in the NL and 13th in the Majors with 100 RBI, while also becoming the 14th different Padre in team history to drive in 100+ runs in a season (19th time overall) and the first to do so since Chase Headley in 2012 (115)...of his 100 RBI, 35 gave the Padres a lead, which tied for the most go-ahead RBI in the Majors with and drove in 15 game-winning RBI, which tied for fifth most in the NL
- Hit .322 with runners on base, while posting a .270 mark with runners in scoring position...with the bases loaded, he hit .462 (6-for-13) with 13 RBI
- In 65 games following the All-Star break, he slashed .286/.339/.528 with 13 doubles, one triple, 15 home runs and 53 RBI...tied for third in RBI and tied for seventh in longballs in the second half of the season
- Hit well at home, batting .288 with 17 doubles, two triples, 13 home runs and 48 RBI in 79 games...recorded the most hits ever by a Padre in a single season at Petco Park (87), passing Brian Giles' 84 hits at home in 2004
- Hit for the cycle for the first time in his career and first in Padres franchise history on Aug. 14 at Colorado, finishing the game going 4-for-5 with four RBI...became the 51st player to hit for the cycle with the triple coming as the final hit since full play-by-play data became available in 1974

2014

- Had his fifth career 20-homer season, hitting .287 with 25 home runs, 89 RBI and 77 runs scored in 150 games...over the second half, led the Majors with a .606 slugging percentage while hitting .309 with 17 home runs (3rd, MLB) and 54 RBI (2nd, MLB) in 64 games after the All-Star Break
- Ranked among National League leaders in home runs (25, T-8th), doubles (38, T-7th) and slugging percentage (.506, 4th)
- Named NL Player of the Month for Sept., leading the Majors with nine homers and tying for the lead with 25 RBI (also, Adrian Gonzalez)
- Named NL Player of the Week for the week ending Aug. 3, hitting five homers with nine RBI and posting a .409 average
- Had a 16-game hitting streak from 8/22-9/10, which is tied for the second longest streak in his career, hitting .333 (21-for-63) during that span
- In the postseason, hit .353 (6-for-17) with a home run and two RBI in four games during the NLDS vs. St. Louis
- Traded to the Padres along with Tim Fedorowicz and cash consideration as part of a five-player trade on Dec. 18

2013

- Only appeared in 73 games due to three DL trips with a strained right hamstring (May 30-June 25), left shoulder AC joint irritation (July 8-21) and a sprained left ankle (July 22-Sept. 16)...shut down for the season on Sept. 29 with a left ankle injury
- Batted .320 (24-for-75) against left-handers to go along with a .373 on-base percentage and a .480 slugging percentage
- Fared better on the road, batting .310 (44-for-142) with all six home runs and 25 RBI in 37 games...all five of his games with three or more hits came on the road, including his season-high four-hit game at Arizona on Sept. 17 (4-for-4, two doubles, three RBI)
- Underwent surgery on his left ankle on Oct. 21, which was performed by Dr. Robert Anderson in Charlotte, NC...underwent a left shoulder clean up on his A-C joint on Oct. 8 by Dr. Neal ElAttrache at the Kerlan Jobe Clinic in Los Angeles

2012

- Led the Dodgers with 23 homers and ranked among the club leaders in runs (74, 2nd), hits (122, 2nd), doubles (22, 2nd) and RBI (2nd) in an injury-shortened season as he appeared in 106 games
- Selected to his second consecutive All-Star Game, but did not play due to injury...did participate in the Home Run Derby and captained the NL squad
- Awarded NL Player of the Week honors for the periods of April 4-8 and April 9-15 to become the first player to win back-to-back National League Player of the Week honors to begin a season and was the first player ever to win the award for three consecutive weeks (dating back to the week of September 25, 2011) since the award's inception in 1974...the only other player to capture consecutive Player of the Week awards to begin a season was Tony Armas, who accomplished the feat in the American League in 1981 while with the Oakland Athletics
- Unanimously voted as the National League Player of the Month for April, leading the Majors with a .417 batting average (35-for-84), 12 home runs and an .893 slugging percentage, while topping the NL in RBI (25), hits (35) and runs (24)...his 12 April homers set a new franchise record and were the fifth-most ever during the month behind Albert Pujols (14, 2006), Alex Rodriguez (14, 2007), Luis Gonzalez (13, 2001) and Ken Griffey, Jr. (13, 1997)...joined Tony Perez (CIN, 1970), Larry Walker (COL, 1997) and Barry Bonds (SF, 2004) as the only four players since 1921 to finish April with a .400 batting average, 10 or more homers and at least 20 RBI...his 75 total bases in April tied for the eighth-most all-time
- Had at least one RBI in nine consecutive games from Sept. 25, 2011-April 10, 2012, tying the Dodger franchise record held by Roy Campanella (May 30-June 5, 1955) and Augie Galan (Sept. 18-28, 1944)
- Led the club with 11 game-winning RBI, including walk-off home runs on April 28 vs. Washington and July 17 vs. Philadelphia

- Has hit 20 or more homers in four consecutive seasons, becoming the first Dodger to do since Eric Karros (6, 1995-2000)
- Batted .363 (45-for-124) against left-handers, the seventh-best mark in the Majors, with 11 of his 23 homers coming against lefties
- Hit .292 with runners in scoring position (26-for-89) and batted .331 (58-for-175) with runners on base
- Posted 35 multi-hit games, including collected 14 three-plus hit games (T-5th, NL)
- Had appeared in a Major League-high 399 consecutive games until sitting out the contest on May 14...missed a combined 51 games due to two DL stints with a left hamstring strain...the club went a combined 24-27 in his absence
- Underwent left shoulder surgery on Oct. 5 to repair a tear of the labrum...surgery performed by Dr. Neal ElAttrache

2011

- Made a serious run at the NL Triple Crown and finished a homer shy of becoming just the fifth-ever player to post a 40-homer/40-steal season, after slashing .324/.399/.586 with 115 runs, 33 doubles, four triples, 39 homers, 126 RBI and 40 stolen bases in 161 games
- Became the seventh player in history to finish the season ranked in the top three in homers, batting average, RBI and steals in their respective league, joining Hall of Famers Ty Cobb (1907, 1909, 1910, 1911), Honus Wagner (1908), George Sisler (1920), Chuck Klein (1932), Willie Mays (1955) and Hank Aaron (1963) as the only players to accomplish this feat
- Became the first Dodger to lead the National League in home runs and RBI since Dolph Camilli in 1941 and the first Dodger in franchise history to lead the NL in homers, RBI and runs...was the first player in franchise history and the 13th in Major League history with 30 home runs and 40 steals in the same season...was just the eighth LA Dodger to have 100 RBI and 100 or more runs in a single season
- Became one of five players in Major League history to hit over 30 homers, steal more than 35 bases, drive in more than 100 runs and hit higher than .310, joining Ken Williams (1922), Barry Bonds (1992), Alex Rodriguez (1998) and Vladimir Guerrero (2002)
- Ranked among the National League's Top-4 in batting average (.324, 3rd), home runs (39, 1st), RBI (126, 1st), runs (115, 1st), stolen bases (40, T-2nd), on-base percentage (.399, 4th), slugging percentage (.586, 2nd), hits (195, 2nd), multi-hit games (57, T-1st) and total bases (353, 1st)
- Became the second Dodger to record 30 homers and 30 steals in the same season (Raul Mondesi, 1997, '99)
- Won the 2011 Hank Aaron Award, took home his second career Rawlings Gold Glove and was awarded his second Silver Slugger...also selected as Baseball America's Major League Player of the Year, was chosen as a Sporting News All-Star and named the National League's Most Outstanding Player in the Players Choice Award voting...chosen by teammates and coaches as the winner of the sixth annual Roy Campanella Award, which is given to the Dodger player who best exemplifies the spirit and leadership of the late Hall of Fame catcher
- Led the Major Leagues with three walk-off home runs (Aug. 27 vs. Colorado, April 17 vs. St. Louis and April 21 vs. Atlanta)
- Hit .335 with runners in scoring position (10th, NL) and .344 with runners on (3rd)...went 4-for-7 with a homer and 14 RBI with the bases loaded
- Batted .341 (45-for-132) vs. left-handers, which ranked fifth in the NL...his .319 average vs. right-handers ranked fourth in the league
- Batted .322 with 22 homers and 67 RBI in 92 games before the All-Star break and hit .337 with 17 and 59 in 69 games after the Midsummer Classic
- His .329 average at home ranked seventh in the NL and his .319 mark on the road ranked fourth
- Led the club and tied for eighth in the NL with a career-high 74 walks...tied for second in the Majors with 24 intentional walks...set a career high by walking four times on Aug. 30 vs. SD
- Hit .330 or higher in four different months: April (.362), June (.375), August (.330) and September (.343)
- Won the second Rawlings Gold Glove of his career and led all NL center fielders with 11 outfield assists...also led the Major Leagues with 1,380.0 innings played in center
- Voted to start in the Midsummer Classic and went 1-for-2 with a walk and a run scored in his first All-Star appearance
- Ended the season with the Major League's longest active consecutive games played streak at 365
- Won NL Player of the Week honors for the week of Sept. 19-25, after hitting .423 (11-for-26) with three homers, four doubles, seven RBI and nine runs

2010

- Appeared in all 162 games for the Dodgers and hit a career-high 28 homers to go along with 89 RBI, 19 stolen bases, 25 doubles, 82 runs scored, six triples and a .249 batting average...walked a career-best 53 times
- Led the Dodgers in homers, runs, RBI, extra-base hits (59), games, at-bat (602) and strikeouts (170)...his 28 homers were tied for 13th in the NL
- Became the 11th Los Angeles Dodger and the seventh outfielder in club history to slug 25 or more home runs in consecutive seasons...the last Dodger to accomplish the feat was Shawn Green in 2001 and 2002.
- Ended the year playing in 204 consecutive games, which was the longest active streak in the Major Leagues...started 150 of 162 games in center field and his 1,346.0 innings in center ranked second in the NL
- Established a new career-high with 170 strikeouts, which was tied for fifth in the Major Leagues...surpassed his own Dodger franchise record, which was set in 2008 (153)
- On June 1, recorded his second career walk-off hit and first career walk-off home run in the Dodgers' 1-0, 10-inning victory over Arizona
- Homered in his last five games (Sept. 28-Oct. 3), establishing a new career best for consecutive

2009

- Established career-highs with 26 homers, 101 RBI, 97 runs scored, 52 walks and 159 games played...ranked third in the National League in stolen bases with 34
- Became the first Dodger in franchise history with at least 25 homers, 100 RBI and 30 stolen bases in a season
- Joined Andre Ethier as the two Dodgers with 100-RBI seasons, the first set of Dodger teammates to turn the trick since 2001 (Shawn Green - 125 and Gary Sheffield - 100)...reached the 100-RBI plateau on September 24 at Washington with a three-run homer for his first 100-RBI season
- With 26 homers and 34 steals, became the first Dodger player to hit 20 homers with 20 stolen bases since Shawn Green in 2001...became just the eighth player in franchise lore to accomplish the feat, joining Babe Herman (1929), Willie Davis (1962), Davey Lopes (1979), Pedro Guerrero (1982-83), Kirk Gibson (1988), Raul Mondesi (1995, 1997, and 1999) and Green (2000-2001)
- Appeared majority of the season in center field (158 games), but also made seven starts at right field ...recorded 14 outfield assists, which ranked third in the Majors, while his .995 field percentage ranked seventh best among NL outfielders
- Belted three grand slams, which tied him for second in the Majors with Ryan Howard, Hanley Ramirez and Cody Ross, trailing only Albert Pujols' five...hit grand slams on April 19 vs. Colorado, May 7 vs. Washington and July 10 at Milwaukee to run his career total to four
- Homered in a career-high four straight games from Aug. 29-Sept. 1...became the first Dodger to hit a homer in four straight games since Hee-Seop Choi did so from June 10-14, 2005
- Batted .362 (50-for-138) against left-handers to rank sixth in the NL, while hitting .278 against righties
- Led the team with 49 multi-hit games (T-14th, NL) and also logged a team-best 16 games with three or more hits (T-5th, NL)...logged a career-high five consecutive multi-hit games from July 5-10, batting .619 (13-for-21)
- Opened the season with a 14-game hitting streak from April 6-21, batting .392 (20-for-51) with five doubles, two triples, three home runs, 14 RBI and 12 runs scored...was the longest season-opening streak in the Majors
- Had 10 RBI in extra innings, which was the most in baseball since Juan Gonzalez had 11 in 1991 with Texas...became the first National League player with a double-digit extra-inning RBI season since Tim Wallach had 11 for the Expos in 1982
- Collected five RBI in a game four times, joining Albert Pujols as the only players in baseball with four games with at least five RBI...had five RBI on April 19 vs. Colorado, May 7 vs. Washington, August 2 at Atlanta and August 4 vs. Milwaukee
- Belted two homers and four RBI during the 2009 Postseason...started all eight contests in center field

2008

- Enjoyed a breakout season, slashing .290/.340/.459 with 38 doubles, 18 homers, 76 RBI and 35 steals in a career-high 155 games
- Ranked second on the team in home runs, and tied Andre Ethier for the team lead in doubles...was second on the club in steals behind only Juan Pierre's 40...finished tied for seventh in the National League in steals...became the youngest Dodger to steal at least 35 bases since Mariano Duncan swiped 38 bags in 1985 as a 22-year-old
- Finished tied for second in the Majors with 16 outfield assists behind only Nick Markakis (17)...tied for third on the Los Angeles Dodger single-season list behind Frank Howard (19 in 1962) and Gary Sheffield (17 in 2001)
- Established a Dodgers' franchise single-season record with 153 strikeouts, breaking the previous mark of 149 set by Billy Grabarkewitz in 1970...his record-breaking 150th strikeout came as a pinch-hitter on Sept. 26 at San Francisco against Brian Wilson...ranked sixth in the NL in strikeouts
- Hit .369 (62-for-168) against left-handers to rank fifth in the Majors
- Posted a career-high 19-game hitting streak from July 9-Aug. 1 (.359, 28-for-78)...was the longest by a Dodger since Nomar Garciaparra's 22-gamer from June 16-July 13, 2006
- With his 30th steal on Aug. 30 at Arizona, became just the fifth Los Angeles Dodger to record at least 30 doubles and 30 stolen bases in the same season...joined Steve Sax (43 doubles and 40 steals in 1986), Rafael Furcal (37 steals and 32 doubles in 2006), Raul Mondesi (32 steals and 42 doubles in 1997) and Bill Buckner (31 steals and 30 doubles in 1974)
- Was named National League Player of the Week for the week of April 28-May 4...batted .407 (11-for-27) with four doubles, 11 RBI and seven runs
- Established a career high with five RBI on April 26 vs. Colorado...all five came in the same inning to tie a Los Angeles Dodger record also held by Jeff Kent and Dusty Baker
- On June 5, was suspended by Major League Baseball for four games for his involvement in a June 2 scuffle with Colorado's Yorvit Torrealba...the tussle began after Torrealba tagged Kemp on a dropped-third strike...suspension was later reduced to two games
- Selected to the Dodgers' NLDS and NLCS postseason roster, going 7-for-28 (.250) with three doubles and one RBI along with a .344 OBP in eight games
- Spent majority of the season with Columbus, hitting .288 with 67 runs, 22 doubles, eight triples, 17 homers and 66 RBI along with a .829 OPS in 111 games
- Was named the Florida State League Player of the Week for the period ending Aug. 29

2007

- Made the Opening Day roster for the first time in his career and went on to post the fourth-highest single-season batting average (.342) in Los Angeles Dodger history, behind Mike Piazza (.362 in 1997), Tommy Davis (.346 in 1962), and Piazza (.346 in 1995) (min. 300 PA)...also recorded 12 doubles, five triples, 10 homers and 42 RBI in 98 games with the Dodgers
- His .342 average was the best in the National League and third-highest mark in baseball among players with 300 or more plate appearances, behind only Magglio Ordonez (.363) and Ichiro Suzuki (.353)

- Crushed left-handed pitching, hitting .390 (39-for-100), which ranked sixth in the big leagues (min. 100 AB)
- Began the season hitting .429 (6-for-14) in five games, but went on the 15-day disabled list on April 10 with a mild shoulder separation suffered while crashing into the right field wall during the home opener on April 9
- Reinstated on April 27 and optioned to Triple-A Las Vegas...recalled from Las Vegas on June 8 and spent the rest of the season with Los Angeles...hit .339 with four homers and 20 RBI for the 51s
- On June 12 vs. the Mets, hit the first Loge Level home run at Dodger Stadium since Olmedo Saenz did so on July 27, 2005...was the second of back-to-back-to-back home runs off John Maine

2006

- Saw his first big league action, hitting .253 (39-for-154) with 30 runs, seven doubles, one triple, seven home runs, 23 RBI and six stolen bases in 52 games with the Dodgers
- Began the year at Double-A Jacksonville after an invitation to big league camp...recalled on May 28 when he was hitting .327 with seven homers, 34 RBI and 11 steals while leading Jacksonville in nine offensive categories
- Had his contact selected from Jacksonville on May 28 and made his big league debut that day with a start in center field...recorded his first Major League hit that day with a single off of Nationals' reliever Jon Rauch
- Slugged his first career big league home run on June 1 against the Phillies with a three-run shot in the second inning off of Gavin Floyd...homered in three straight games from June 1-3 vs. Philadelphia
- According to SABR's David Vincent, became the first Dodger and fifth Major Leaguer in history to hit seven homers in his first 18 days in the Majors, joining the Yankees' Dusty Rhodes (1952), the Cubs' Mandy Brooks (1925), Pittsburgh's Dino Restelli (1949) and Seattle's Alvin Davis (1984)
- Became the first Dodger to hit four homers in his first 10 games with the team since Jimmy Wynn in 1974, though Wynn was not a rookie (Source: Elias Sports Bureau)...joined Dick Gray (1958) as the only Dodger to launch three homers in his first seven days in the Major Leagues
- Homered to tie the game in his first-career pinch-hit appearance on June 14 at San Diego
- Was optioned to Triple-A Las Vegas on July 14 and in 44 games for the 51s, hit .368 with three homers, 36 RBI and 14 stolen bases...recalled on Sept. 1 when rosters expanded

2005

- Spent entire season with Single-A Vero Beach, slashing .306/.349/.569 with 76 runs, 21 doubles, four triples, 27 home runs, 90 RBI and 23 stolen bases in 109 games...set Vero Beach franchise records in homers and slugging percentage, while also leading the club in RBI, total bases (238) and stolen bases (T-1st)
- Selected as Florida State League Post-Season All-Star and Baseball America's High Class A All-Star...also named FSL Player of the Month for June and FSL Player of the Week for the period ending May 22
- Following the season, played for the Phoenix Desert Dogs in the Arizona Fall League, helping them to the AFL championship...hit .383 with three home runs, 16 RBI and a .414 on-base percentage and was named AFL All-Prospect Team

2004

- In a combined 122 games for Single-A Columbus and Single-A Vero Beach, batted .293 with 27 doubles, eight triples, 18 homers, 75 RBI and 10 stolen bases
- Spent majority of the season with Columbus, hitting .288 with 67 runs, 22 doubles, eight triples, 17 homers and 66 RBI along with a .829 OPS in 111 games

2003

- Began his professional career with the Gulf Coast Dodgers, batting .270 with 11 runs, five doubles, two triples, one homer and 17 RBI in 43 games

PERSONAL

Matthew Ryan Kemp...stayed active with his home state of Oklahoma through holiday visits and donations of winter gear, toys, and educational aids for local mobile home parks and Positive Tomorrows, a school for children of homeless families...has personally raised more than \$400,000 for families affected by autism at his annual Spring Training fundraiser...served as the celebrity Grand Marshal in the 28th annual Kingdom Day Parade in South Los Angeles in 2012...along with teammate Clayton Kershaw, he was honored by the Negro Leagues Museum in January 2012 with a Legacy Award...was recruited by the University of Oklahoma as a basketball player...was teammates on an AAU team with former NBA player Shelden Williams...selected by the Dodgers in the sixth round of the 2003 First-Year Player Draft and signed by scout Mike Leuzinger.

MATT KEMP'S CAREER BATTING RECORD

Year	Team	AVG	G	AB	R	H	2B	3B	HR	RBI	SH	SF	HP	BB	SO	SB	CS	OBP	SLG	E
2003	GCL Dodgers	.270	43	159	11	43	5	2	1	17	0	2	0	7	25	2	1	.298	.346	0
2004	Columbus	.288	111	423	67	122	22	8	17	66	1	5	5	24	100	8	7	.330	.499	0
	Vero Beach	.351	11	37	5	13	5	0	1	9	0	1	0	4	12	2	1	.405	.568	0
2005	Vero Beach	.306	109	418	76	128	21	4	27	90	1	5	5	25	92	23	6	.349	.569	5
2006	LOS ANGELES	.253	52	154	30	39	7	1	7	23	0	3	0	9	53	6	0	.289	.448	5
	Las Vegas	.368	44	182	37	67	14	6	3	36	1	0	2	17	26	14	3	.428	.560	1
	Jacksonville	.327	48	199	38	65	15	2	7	34	0	0	5	20	38	11	2	.402	.528	2
2007	LOS ANGELES	.342	98	292	47	100	12	5	10	42	0	3	0	16	66	10	5	.373	.521	4
	Las Vegas	.329	39	161	32	53	16	3	4	20	0	1	2	10	26	9	2	.374	.540	1
2008	LOS ANGELES	.290	155	606	93	176	38	5	18	76	1	3	1	46	153	35	11	.340	.459	3
2009	LOS ANGELES	.297	159	606	97	180	25	7	26	101	0	6	3	52	139	34	8	.352	.490	2
2010	LOS ANGELES	.249	162	602	82	150	25	6	28	89	0	9	4	53	170	19	15	.310	.450	5
2011	LOS ANGELES	.324	161	602	115	195	33	4	39	126	0	7	6	74	159	40	11	.399	.586	5
2012	LOS ANGELES	.303	106	403	74	122	22	2	23	69	0	3	3	40	103	9	4	.367	.538	1
	Albuquerque	.500	4	16	6	8	2	0	2	6	0	0	0	0	2	0	0	.500	1.000	0
	Rancho Cucamonga	.429	4	14	2	6	1	0	0	4	0	0	0	2	4	0	0	.500	.500	0
2013	LOS ANGELES	.270	73	263	35	71	15	0	6	33	0	3	2	22	76	9	0	.328	.395	5
	Albuquerque	.182	3	11	3	2	2	0	0	0	0	0	0	1	6	1	0	.250	.364	0
	Rancho Cucamonga	.000	5	18	0	0	0	0	0	0	0	0	0	1	7	0	1	.053	.000	0
2014	LOS ANGELES	.287	150	541	77	155	38	3	25	89	0	6	0	52	145	8	5	.346	.506	7
2015	SAN DIEGO	.265	154	596	80	158	31	3	23	100	0	8	5	39	147	12	2	.312	.443	8
2016	ATLANTA	.280	56	214	35	60	15	0	12	39	0	6	1	20	56	1	0	.336	.519	1
	SAN DIEGO	.262	100	409	54	107	24	0	23	69	0	6	0	16	100	0	0	.285	.489	2
2017	ATLANTA	.276	115	438	47	121	23	1	19	64	0	1	0	27	99	0	2	.318	.463	1
	Gwinnett	.333	1	3	0	1	0	0	0	1	0	1	0	0	1	0	0	.250	.333	0
Major League- 12 years		.285	1541	5726	866	1634	308	37	259	920	1	64	25	466	1466	183	63	.338	.488	49
Dodger Totals- 9 years		.292	1116	4069	650	1188	215	33	182	648	1	43	19	364	1064	170	59	.349	.495	37
Minor League- 7 years		.310	422	1641	277	508	103	25	62	283	3	15	19	111	339	70	23	.357	.516	9

CAREER TRANSACTIONS

- June 3, 2003: Drafted by the Los Angeles Dodgers in the 6th round of the 2003 amateur draft
- December 18, 2014: Traded with Tim Federowicz and cash to the San Diego Padres for Zach Eflin, Yasmani Grandal and Joe Wieland
- July 30, 2016: Traded to the Atlanta Braves for Hector Olivera
- December 16, 2017: Traded to the Los Angeles Dodgers for Charlie Culberson, Adrian Gonzalez, Scott Kazmir, Brandon McCarthy and cash.

DISABLED LIST

- April 10-27, 2007 (separated right shoulder)
- May 15-29, 2012 (strained left hamstring)
- May 31-July 13, 2012 (strained left hamstring)
- May 30-June 25, 2013 (strained right hamstring)
- July 8-21, 2013 (AC joint irritation, left shoulder)
- July 24-Sept. 16, 2013 (sprained left ankle)
- March 19-April 4, 2014 (left ankle surgery)
- April 11-20, 2017 (strained right hamstring)
- July 29-Aug. 19, 2017 (strained right hamstring)

MATT KEMP'S CAREER POSTSEASON BATTING RECORD

Year	Team	AVG	G	AB	R	H	2B	3B	HR	RBI	SH	SF	HP	BB	SO	SB	CS	OBP	SLG
2008	NLDS: LA vs. CHC	.154	3	13	0	2	2	0	0	1	0	0	0	0	5	0	0	.154	.308
	NLCS: LA vs. PHI	.333	5	15	1	5	1	0	0	0	0	0	0	4	4	0	1	.474	.400
2009	NLDS: LA vs. STL	.143	3	14	2	2	0	0	1	2	0	0	0	0	8	0	0	.143	.357
	NLCS: LA vs. PHI	.250	5	20	2	5	0	0	1	2	0	0	0	1	8	0	1	.286	.400
2014	NLDS: LA vs. STL	.353	4	17	1	6	0	0	1	2	0	0	0	0	3	0	0	.353	.529
Postseason Totals		.253	20	79	6	20	3	0	3	7	0	0	0	5	28	0	2	.298	.405
LDS Totals		.227	10	44	3	10	2	0	2	5	0	0	0	0	16	0	0	.227	.409
LCS Totals		.286	10	35	3	10	1	0	1	2	0	0	0	5	12	0	2	.375	.400

MATT KEMP'S CAREER SINGLE-GAME BESTS

- | | | | |
|-------------------|-------------------------------------|-------------------------|-------------------------------------------|
| Most Hits: | 5, August 2, 2010 vs. SD | Most Stolen Bases: | 3, April 9, 2011 at SD |
| Most RBI: | 6, (2x), last: April 9, 2016 at COL | Most Walks: | 4, August 30, 2011 vs. SD |
| Most Home Runs: | 3, April 29, 2017 at COL | Longest Hitting Streak: | 19, July 9-Aug. 1, 2008 |
| Most Runs Scored: | 4 (2x), last: April 21, 2010 at CIN | Grand Slams: | 7, last: Sept. 13, 2017 at WAS (Kintzler) |

MATT KEMP'S CAREER FIELDING RECORD

Position	PCT	G	PO	A	E	TC	DP
Outfield	.983	1484	2818	86	49	2953	26



CLAYTON KERSHAW

LHP | 22

@ClaytonKersh22



Bats: Left **Throws:** Left
Height: 6-4 **Weight:** 225
Opening Day Age: 30
Born: March 19, 1988 in Dallas, TX
Resides: Dallas, TX
Acquired: Selected in the first round (7th overall) of the 2006 Draft
ML Service: 9.105
MLB Debut: May 25, 2008



CAREER HIGHLIGHTS

- The 2014 National League Most Valuable Player, three-time Cy Young Award winner (2011, 2013-14) and seven-time All-Star (2011-17) enters his 11th big league season with a 144-64 record and a 2.36 ERA in 292 career games (290 starts)
- Since the start of the live ball era in 1920, has the lowest all-time career ERA (2.37) and WHIP (1.00) among starting pitchers with more than 1,500.0 innings pitched...his 206 opponents' average ranks third among pitchers with that qualifier, behind only Nolan Ryan (.204) and Sandy Koufax (.205)
- Is the ninth all-time pitcher to win three or more Cy Youngs since the award was instituted in 1956...became the 14th NL pitcher to win the award via a unanimous vote in 2014...by winning the award in 2013-14, he became the ninth pitcher in either league to win the award in consecutive seasons...finished second in the 2012 and 2017 Cy Young voting, third in 2015 and fifth in 2016
- In 2014, became the 11th Dodger player to win the MVP award and the 11th pitcher to win both the MVP and Cy Young Award in the same season
- Won the MLB ERA title in four consecutive seasons from 2011-14, becoming the first-ever pitcher to do so...also led the Majors with a career-high 21 wins in both 2011 and 2014
- Topped the Majors with 301 strikeouts in 2015 and led the NL in Ks in 2011 and 2013...has collected 200-plus strikeouts in seven of his 10 big league seasons, which is the most in franchise history and the fourth most in National League history
- Leads the Majors in ERA, opponents' average, WHIP (1.00), shutouts (15) and winning percentage (.692) since making his debut in 2008, while also ranking among the MLB leaders in strikeouts (2,120, 2nd), wins (144, 4th) and complete games (25, 3rd)
- Obtained his 2,000th career strikeout in the second inning against Milwaukee on June 2, 2017, reaching the milestone in 1,837.2 innings, the fourth fastest all-time behind only Pedro Martinez (1715.1 IP), Randy Johnson (1734.0 IP) and Max Scherzer (1784.0)
- Ranks among the all-time Los Angeles leaders in strikeouts (4th), wins (5th), starts (6th) and innings pitched (7th)
- Became the third different Dodger pitcher to win the pitching Triple Crown in 2011 (Dazzy Vance - 1924, Sandy Koufax - 1963, '65, '66), leading the Majors with a 2.28 ERA, tying the NL lead with 21 wins and ranking first in the league with 248 strikeouts
- Won a Rawlings Gold Glove Award in 2011 and has made just eight errors in his Major League career (.977 fielding percentage)...leads active players with 60 career pickoffs
- Strung together 41.0 consecutive scoreless innings from June 13-July 10, 2014 which tied with Luis Tiant (1968) for the sixth longest streak in the expansion era
- Made his Major League debut on May 25, 2008, allowing just two runs in 6.0 innings against the Cardinals and fanned the first batter he faced (Skip Schumaker)...earned his first big league win on July 27, 2008 vs. Washington, tossing 6.0 scoreless innings in the Dodgers' 2-0 win
- Honored with Major League Baseball's 2012 Roberto Clemente Award for his charitable endeavors...has been the Dodgers' nominee for the award in 2011, 2012 and 2014
- Is the only two-time winner of the Dodgers' Roy Campanella Award, doing so in 2013-14
- Selected by the Dodgers in the first round (seventh overall) in the 2006 First-Year Player Draft

AWARDS

- All-Star**
(7: 2011-17)
- Gold Glove**
(2011)
- MVP**
(2014)
- Cy Young**
(3: 2011, 2013, 2014)

ERA LEADERS, LIVEBALL ERA (MIN. 1500 IP)

PLAYER	ERA
1. Clayton Kershaw.....	2.36
2. Hoyt Wilhelm.....	2.52
3. Whitey Ford.....	2.75
4. Sandy Koufax.....	2.76
5. Jim Palmer.....	2.86

YEAR-BY-YEAR

2017

- Despite being limited to just 27 starts, he finished the season leading the National League in wins (18, T-1st ML), ERA (2.31, 2nd ML), strikeout-to-walk ratio (6.73, 3rd ML) and opponents' OBP (.246, 2nd ML)...also ranked among the best in the senior circuit in winning percentage (.818, 2nd), WHIP (0.95, 2nd), opponents' OPS (.604, 3rd), opponents' SLG (.357, 5th), strikeout per nine innings (10.39, 5th) and strikeouts (202, 8th)...finished second in the National League Cy Young voting
- Held the opposition to a .212 average, which ranked fourth in the NL, including a .203 mark against right-handed hitters (5th, NL)...limited hitters to a .167 average with runners in scoring position, which ranked second best in the big leagues (min. 100 BFP), trailing just Chicago's Kyle Hendricks (.154)
- Selected to his seventh consecutive All-Star team (2011-17), making him the first Dodger to be named to seven straight All-Star Games since Steve Garvey who made eight consecutive appearances in the Midsummer Classic...did not participate in the All-Star game
- Recorded a 12-game winning streak from May 6-Sept. 1, which was the longest winning streak in the big leagues... during that span he posted a 1.70 ERA (20 ER/106.0 IP) and limited batters to a .185 average, while punching out 131 batters against just 21 walks...won eight consecutive games from June 7-July 18 during that stretch, which matched his career-high (also: June 2-July 10, 2014)
- According to Stats LLC., became just the fourth Dodger pitcher since 1913 to win at least 16 of his first 18 decisions in one season (16-2, 1.95 ERA), joining Freddie Fitzsimmons (16-2, 1940), Preacher Roe (16-2, 1951), and Don Newcombe (17-1, 1955)
- Obtained his 2,000th career strikeout in the second inning against Milwaukee on June 2, reaching the milestone in 1,837.2 innings, the fourth fastest all-time behind only Pedro Martinez (1715.1 IP), Randy Johnson (1734.0 IP) and Max Scherzer (1784.0)
- Was placed on the DL from July 24-Sept. 1 with a lower back strain...prior to his stint on the DL, he went 15-2 with a 2.04 ERA in 21 starts and led the big leagues in wins, ERA and innings pitched (141.1 IP, T-1st)...returned from the DL on Sept. 1 and went 3-2 with a 3.48 ERA (13 ER/33.2 IP) in six starts
- Was named National League Pitcher of the Week ending in July 9
- Appeared in six games (five starts) in the postseason, going 3-0 with a 3.82 ERA (14 ER/33.0 IP) and held hitters to a .179 average... collected his seventh career postseason victory in Game 1 of the World Series against the Astros, collecting the most all-time postseason wins in Dodger history

PITCHERS TO WIN CY YOUNG AND MVP IN THE SAME SEASON

PLAYER	YEAR
Don Newcombe (BRO)	1956
Sandy Koufax (LAD)	1963
Denny McLain (DET)	1968
Bob Gibson (STL)	1968
Vida Blue (OAK)	1971
Rollie Fingers (MIL)	1981
Willie Hernandez (DET)	1984
Roger Clemens (BOS)	1986
Dennis Eckersley (OAK)	1992
Justin Verlander (DET)	2011
Clayton Kershaw (LAD)	2014

2016

- Limited by a mid-season back injury to just 21 starts, but earned his sixth consecutive All-Star selection, going 12-4 with a 1.69 ERA
- Among pitchers with 140.0 or more innings, he led the Majors with a 1.69 ERA, a .184 opponents' batting average, a 0.72 WHIP and a 15.64 strikeout-to-walk ratio with 172 strikeouts against just 11 walks in 149.0 innings
- His 15.64 strikeout-to-walk ratio was the highest mark ever for any MLB pitcher with 125.0 or more innings pitched in a single season...made six consecutive starts with 10 or more strikeouts and one walk or less (April 21-May 17), a modern MLB record
- Was placed on the DL from June 27-Sept. 9 with a mild herniated disc in his lower back...went 11-2 with a 1.79 ERA (24 ER/121.0 IP) in 16 starts prior to the injury, which caused him to miss the All-Star Game...after returning from the disabled list on Sept. 9, he went 1-2 with a 1.29 ERA (4 ER/28.0 IP) in five starts
- Was named the NL's May Pitcher of the Month
- Appeared in five games (four starts) in the postseason, going 2-1 with a 4.44 ERA (12 ER/24.1 IP) and picking up the save in the Dodgers' NLDS Game 5 win at Washington

2015

- Went 16-7 with a 2.13 ERA in a career high-tying 33 starts in his fifth consecutive All-Star season
- His 301 strikeouts ranking as the fourth highest single-season total in franchise history behind Sandy Koufax's 1965 (382 SO), 1966 (317 SO) and 1963 (306 SO) seasons...marked his first time leading the Majors in Ks...tied his single-game career high with 15 strikeouts in a complete-game victory over the Giants on Sept. 2
- Also ranked among the big league leaders in wins (16, 11th), ERA (2.13, 3rd), innings pitched (232.2, 1st), opponents' batting average (.194, 3rd), WHIP (0.88, 3rd), complete games (4, T-1st), pickoffs (10, 1st) and shutouts (3, T-1st)
- Strung together 37.0 consecutive scoreless innings from July 3-Aug. 1
- Selected as the National League's July Pitcher of the Month
- Made his fifth consecutive Opening Day start on April 6 vs. San Diego, allowing three runs in 6.0 innings in a no-decision

- Tossed 8.0 innings of one-run ball on Sept. 24, 2014 at San Francisco in the Dodgers' division-clinching win...according to Elias, Kershaw became the second pitcher in MLB history to throw a shutout with one hit or less in a division clincher (other: Mike Scott, Sept. 25, 1986 no-hitter, HOU vs. SF)
- Went 1-1 with a 2.63 ERA (4 ER/13.2 IP) in the NLDS vs. the Mets, losing Game 1 and picking up the win in Game 4

2014

- Topped the Majors with 21 wins (21-3) and a 1.77 ERA in 27 starts, as he became the first-ever pitcher to win four consecutive MLB ERA titles, en route to being named National League Most Valuable Player and unanimously winning his second consecutive and third career Cy Young Award
- Also honored with the Players Choice Awards for Marvin Miller Man of the Year, MLB Player of the Year and Outstanding National League Pitcher, a selection as both Sporting News' and Baseball America's MLB Player of the Year and the Warren Spahn Award as the game's top left-hander
- Earned 18 of 30 first-place MVP votes to become the 11th pitcher in the Cy Young Era (since 1956) to win the award
- Received all 30 first-place Cy Young votes, making him the 14th pitcher to win by a unanimous vote in the NL
- Led the Majors with an .875 winning percentage (21-3), the second-highest mark ever by a Dodger (min. 20 starts), behind only Preacher Roe's .880 winning percentage (22-3) in 1951...also topped the Majors with a 0.86 WHIP and six complete games, while ranking among the NL leaders in strikeouts (239, 3rd), opponents' batting average (.196, 2nd), shutouts (2, T-3rd) and strikeout-to-walk ratio (7.71, 1st)
- Was selected to his fourth consecutive All-Star Game
- Posted a career-best 11-game winning streak from June 2-Aug. 10
- Selected as the National League's Pitcher of the Month in June (6-0, 0.82 ERA) and July (4-0, 1.07)...strung together 41.0 consecutive scoreless innings from June 13-July 10, the longest run of his career and tied for the fifth-longest streak in the Expansion Era
- Took a perfect game bid into the seventh inning, retiring the game's first 18 hitters before Corey Dickerson reached on a Hanley Ramirez throwing error, and struck out a career-high 15 batters on 107 pitches in the Dodgers' 8-0 win in his first-career no-hitter on June 18 vs. Colorado
- Picked up NL Player of the Week honors twice, the week of his no-hitter, June 16-22, and Sept. 8-14
- Made his fourth consecutive Opening Day start and picked up the win in the Dodgers' 3-1 victory over the D-backs on March 22 at the Sydney Cricket Ground
- Missed 32 games on the disabled list from March 23-May 5 with a Teres Major strain
- Took the loss in NLDS Games 1 and 4 against St. Louis

2013

- Won his second-career Cy Young Award and his third consecutive MLB ERA title (1.83), going 16-9 in 33 starts and earning an All-Star selection
- Also led the Majors with a 0.92 WHIP, while ranking among the NL leaders in strikeouts (232, 1st), innings pitched (career-high 236.0, 2nd), wins (16, T-3rd), opponents' batting average (.195, 2nd), complete games (3, T-3rd), shutouts (2, T-1st) and pickoffs (7, 2nd)
- Selected as the NL's July Pitcher of the Month and earned NL Player of the Week honors April 1-7
- Made his third consecutive Opening Day start with a shutout and a tie-breaking, eighth-inning home run against the Giants on April 1
- Went 1-2 with a 3.13 ERA (8 ER/23.0 IP) in four postseason starts...picked up the first postseason win of his career on Oct. 3 at Atlanta in Game 1 of the NLDS...tossed 17.0 consecutive scoreless innings without allowing an earned run (three unearned runs)

2012

- Led the Majors in ERA (2.53) for a second consecutive season and ranked second in the NL Cy Young voting, going 14-9 with a 2.53 ERA in 33 starts
- Ranked among the NL leaders in wins (14, T-16th), strikeouts (229, 2nd), opponents' batting average (.210, 2nd), innings pitched (227.2, 2nd), WHIP (1.02, 1st), pickoffs (11, 1st), quality starts (25, T-2nd) and home runs allowed per 9.0 innings (0.63, 6th)
- Finished second in the National League Cy Young voting
- Won 12 straight home decisions from May 2, 2011-April 27, 2012, tying Ed Roebuck (6/4/60-8/29/62) and Orel Hershiser (9/20/84-10/2/85) for the longest home winning streak in L.A. Dodger history
- Named National League Player of the Week for the period of May 14-20
- Selected to his second consecutive All-Star Game via a selection by Manager Tony La Russa

2011

- Had a breakout season, taking home the National League Cy Young Award, winning the league's pitching Triple Crown, playing in his first All-Star Game (selected via player ballot) and earn a Gold Glove Award
- Also picked up the Players Choice Award for Outstanding NL Pitcher, selected as a Sporting News NL All-Star, won the

Warren Spahn Award as the Majors' top left-hander and honored by the Negro Leagues Baseball Museum as the NL Pitcher of the Year with the Bullet Rogan Award

- In Cy Young voting, earned 207 overall points and 27 first-place votes (out of 32)...was the second-youngest Dodger to be honored with the award behind Fernando Valenzuela (20, 1981)
- Was the third different Dodger pitcher to win the Triple Crown, joining Dazzy Vance (1924) and Sandy Koufax (1963, 1965 and 1966), and led the Majors with a 2.28 ERA, tied with Ian Kennedy for the NL lead with 21 wins and ranked first in the league with 248 strikeouts
- Ranked among the NL leaders in opponents' batting average (.207, 1st), winning percentage (.808, 21-5, 2nd), innings pitched (233.1, 3rd), complete games (5, 3rd), shutouts (2, T-2nd) and WHIP (0.98, 1st)
- Made his first Opening Day start, becoming the fifth-youngest Opening Day starter in L.A. history at 23 years, 12 days
- Won the NL Pitcher of the Month in July and earned the league's Player of the Week, June 20-26

2010

- Went 13-10 with a 2.91 ERA and led the team in wins, strikeouts (212), innings (204.1) and starts (32)...ranked fifth in the NL in strikeouts and his ERA ranked ninth among qualifying NL starters
- Ranked fifth in the Majors with a .214 opponents' batting average
- Tossed his first career complete game and shutout on Sept. 14 at San Francisco, allowing just four hits to beat the Giants 1-0...had started the most contests in franchise history (80) without a complete game
- Allowed an average of just 0.57 home runs per 9.0 innings, the seventh-lowest mark in the NL...opposing hitters had just a .320 slugging percentage against him, which was the second-lowest mark on the Senior Circuit

2009

- Went 8-8 with a 2.79 ERA (5th NL), while striking out 185 batters (11th NL) in his first full MLB season
- Led all Major Leaguer pitchers by limiting hitters to a .200 average and a .282 slugging percentage
- Fanned a then career-high 13 batters in his second start of the season on April 15 vs. San Francisco...became the youngest pitcher in Los Angeles Dodger history to strike out 13 or more batters in a game
- On Sept. 6, separated his non-throwing shoulder while shagging flies in the outfield during batting practice...missed nearly three weeks of action, before returning to the mound on Sept. 22 at Washington
- Tabbed as the Game 2 starter in the 2009 Division Series against the Cardinals and allowed just two runs in 6.2 innings...also started Game 1 of the 2009 LCS against Philadelphia

2008

- The Majors' youngest player went 5-5 with a 4.26 ERA in 22 games (21 starts) over two stints in his first MLB action
- Burst onto the scene as a 19-year-old in Spring Training (turned 20 on March 19), joining big league camp the first week in March, but began the year at Double-A Jacksonville
- Made his MLB debut on May 25 vs. St. Louis, firing 6.0 innings of two-run ball in a no-decision (4-3 LA win in 10 innings)...at the time was the fourth-youngest starting pitcher in Los Angeles Dodger history at 20 years, 65 days
- Earned his first big league win on July 27 vs. Washington, tossing 6.0 scoreless innings in the 2-0 Dodger win
- With Jacksonville, went 2-3 with a 1.91 ERA in 13 games (11 starts)
- Was on the Dodgers' NLDS roster against the Cubs, but did not appear in a game...made two appearances in the NLCS against Philadelphia, allowing a run in 2.0 innings of work



Clayton and Ellen Kershaw on the blue carpet at the annual Ping Pong 4 Purpose Tournament.

2007

- Went 8-7 with a 2.95 ERA in a combined 25 starts with Single-A Great Lakes and Double-A Jacksonville as the Dodgers' top rated prospect...limited opponents to a .201 average, the fifth-lowest average in all of minor league baseball
- Was a Midseason Midwest League All-Star and participated in the XM Radio All-Star Futures game

2006

- In his first pro season, went 2-0 with a 1.95 ERA in 10 games (eight starts) with the Gulf Coast League Dodgers
- Was selected as the 2006 Topps Minor League Player of the Year for the Gulf Coast Leagues

AMATEUR HIGHLIGHTS

Graduated from Highland Park (TX) High School in 2006...is the school's all-time leader with 38 career wins...as a senior, went 12-0 with a 0.77 ERA, and struck out 139 batters in 64.0 innings...was selected by USA Today as the High School Baseball Player of the Year...also was named the Gatorade National Player of the Year for baseball...entering the 2006 draft, was ranked by Baseball America as the No. 6 overall prospect - and the No. 1 high school pitching prospect - among draft-eligible players...was a high school football teammate of Detroit Lions quarterback Matthew Stafford.

COMMUNITY SPOTLIGHT

Kershaw was honored with the 2012 Roberto Clemente Award, which recognizes a MLB player who best represents the game of baseball through positive contributions on and off the field, including sportsmanship and community involvement, and with the MLB Players Association's 2014 Marvin Miller Man of the Year Award, given to the player whose excellence on and off the field most inspire others to higher levels of achievement. Along with his wife, Ellen, founded their non-profit, Kershaw's Challenge, in 2011, which works to transform at-risk communities and the lives of children by partnering with organizations both locally and abroad to renew hope, one life at a time. The foundation supports local charities in Los Angeles, partnering with The Dream Center, as well as charities in his hometown of Dallas (Mercy Street), Zambia, Africa (Arise Africa) and the Dominican Republic (Cure International). In addition to financial support, Kershaw has made numerous visits to each organization, where he's assisted with community outreach programs, run baseball clinics/camps and donated/distributed essential daily supplies like food and clothing. The Kershaws have hosted an annual charity fundraising event in Los Angeles for the past five years, with Clayton's Texas BBQ & Hoedown in 2012 and Ping Pong 4 Purpose in 2013-17, with proceeds benefitting Kershaw's Challenge and also hosted a charity event in Dallas the past three years, Kershaw's Challenge Live benefit concert. More information can be found at KershawsChallenge.com.

PERSONAL

Clayton Edward Kershaw...resides in Dallas with his wife, Ellen, and their daughter, Cali, and son, Charley...selected in the first round (7th overall) in the 2006 First-Year Player Draft and signed by Dodger scout Calvin Jones.

CLAYTON KERSHAW'S CAREER PITCHING RECORD

Year	Team	W-L	ERA	G	GS	CG	SHO	SV	IP	H	R	ER	HR	HB	BB	SO	WP	BK	AVG
2006	GCL Dodgers	2-0	1.95	10	8	0	0	1	37.0	28	10	8	0	0	5	54	8	0	.201
2007	Jacksonville	1-2	3.65	5	5	0	0	0	24.2	17	13	10	4	0	17	29	1	1	.193
	Great Lakes	7-5	2.77	20	20	0	0	0	97.1	72	39	30	5	2	50	134	8	0	.203
2008	LOS ANGELES	5-5	4.26	22	21	0	0	0	107.2	109	51	51	11	1	52	100	7	0	.265
	Jacksonville	2-3	1.91	13	11	0	0	0	61.1	39	19	13	0	0	19	59	7	2	.179
2009	LOS ANGELES	8-8	2.79	31	30	0	0	0	171.0	119	55	53	7	1	91	185	11	2	.200
2010	LOS ANGELES	13-10	2.91	32	32	1	1	0	204.1	160	75	66	13	7	81	212	5	2	.214
2011	LOS ANGELES	21-5	2.28	33	33	5	2	0	233.1	174	66	59	15	3	54	248	5	1	.207
2012	LOS ANGELES	14-9	2.53	33	33	2	2	0	227.2	170	70	64	16	5	63	229	6	2	.210
2013	LOS ANGELES	16-9	1.83	33	33	3	2	0	236.0	164	55	48	11	3	52	232	12	2	.195
2014	LOS ANGELES	21-3	1.77	27	27	6	2	0	198.1	139	42	39	9	2	31	239	7	2	.196
	Chattanooga	0-0	1.80	1	1	0	0	0	5.0	6	2	1	0	0	2	9	0	0	.286
	Rancho Cucamonga	0-0	1.80	1	1	0	0	0	5.0	2	1	1	1	0	1	6	0	0	.118
2015	LOS ANGELES	16-7	2.13	33	33	4	3	0	232.2	163	62	55	15	5	42	301	9	3	.194
2016	LOS ANGELES	12-4	1.69	21	21	3	3	0	149.0	97	31	28	8	2	11	172	5	3	.184
	Rancho Cucamonga	0-0	0.00	1	1	0	0	0	3.0	1	0	0	0	0	5	0	0	0	.111
2017	LOS ANGELES	18-4	2.31	27	27	1	0	0	175.0	136	49	45	23	0	30	202	4	2	.212
	Oklahoma City	0-1	1.80	1	1	0	0	0	5.0	2	1	1	1	0	0	8	0	0	.125
Major League-10 years		144-64	2.36	292	290	25	15	0	1935.0	1431	554	508	128	29	507	2120	71	19	.206
Dodger Totals-10 years		144-64	2.36	292	290	25	15	0	1935.0	1431	554	508	128	29	507	2120	71	19	.206
Minor League-6 years		12-11	2.42	52	48	0	0	1	238.1	167	85	64	11	2	94	304	24	3	.194

CLAYTON KERSHAW'S CAREER POSTSEASON PITCHING RECORD

Year	Team	W-L	ERA	G	GS	CG	SHO	SV	IP	H	R	ER	HR	HBP	BB	SO	WP	BK
2008	NLCS: LA vs. PHI	0-0	4.50	2	0	0	0	0	2.0	1	1	1	0	0	2	1	0	0
	NLDS: LA vs. STL	0-0	2.70	1	1	0	0	0	6.2	9	2	2	1	0	1	4	1	0
2009	NLCS: LA vs. PHI	0-1	9.45	2	1	0	0	0	6.2	5	7	7	2	1	6	6	3	0
	NLDS: LA vs. ATL	1-0	0.69	2	2	0	0	0	13.0	6	3	1	0	0	4	18	2	0
2013	NLCS: LA vs. STL	0-2	6.30	2	2	0	0	0	10.0	12	8	7	0	0	3	10	2	0
	NLDS: LA vs. STL	0-2	7.82	2	2	0	0	0	12.2	12	11	11	3	0	2	19	1	0
2015	NLDS: LA vs. NYM	1-1	2.63	2	2	0	0	0	13.2	7	4	4	2	0	5	19	0	0
2016	NLDS: LA vs. WAS	1-0	5.84	3	2	0	0	1	12.1	15	8	8	0	0	3	19	0	0
	NLCS: LA vs. ChC	1-1	3.00	2	2	0	0	0	12.0	9	5	4	2	0	1	10	0	0
2017	NLDS: LAD vs. ARI	1-0	5.68	1	1	0	0	0	6.1	5	4	4	4	0	3	7	0	0
	NLCS: LAD vs. ChC	1-0	2.45	2	2	0	0	0	11.0	7	3	3	2	0	2	9	0	0
	WS: LAD vs. HOU	1-0	4.02	3	2	0	0	0	15.2	9	7	7	2	0	5	17	0	0
Postseason Totals		4-7	4.55	18	14	0	0	1	89.0	76	49	45	10	1	27	106	9	0
LDS Totals		3-3	4.01	10	9	0	0	1	58.1	49	28	26	6	0	15	79	4	0
LCS Totals		1-4	5.58	8	5	0	0	0	30.2	27	21	19	4	1	12	27	5	0
WS Totals		1-0	4.02	3	2	0	0	0	15.2	9	7	7	2	0	5	17	1	0

CLAYTON KERSHAW'S CAREER SINGLE-GAME BESTS

Low-Hit Complete Game:	0, June 18, 2014 vs. COL	Most Strikeouts:	15 (2x), last: Sept. 2, 2015 vs. SF
Most Innings Pitched Starter:	9.0 (25x), last: July 9, 2017 vs. KC	Most Walks:	6 (2x), last: April 7, 2010 at PIT
Most Innings Pitched Reliever:	2.0, Sept. 22, 2009 at WAS	Longest Winning Streak:	12 games, May 6-Sept. 1, 2017
Most Earned Runs Allowed:	9, April 26, 2009 at COL	Longest Losing Streak:	3 (5x), last: June 17-27, 2015

CLAYTON KERSHAW'S CAREER FIELDING RECORD

Position	PCT	G	PO	A	E	TC	DP
Pitcher	.979	265	57	265	7	329	13

CAREER TRANSACTIONS

- Selected by Los Angeles in the first round (seventh pick) of the 2006 First-Year Player Draft

DISABLED LIST

- March 23-May 5, 2014 (teres major strain)
- June 27-Sept. 9, 2016 (mildly herniated disc, lower back)
- July 24- Sept. 1, 2017 (lower back strain)

KOEHLER



TOM KOEHLER

RHP | 55

@TKREFRESH22

Bats: Right **Throws:** Right

Height: 6-2 **Weight:** 230

Opening Day Age: 31

Born: June 29, 1986 in Bronx, NY

Resides: Jupiter, FL

Acquired: Signed as a free agent on Dec. 20, 2017

ML Service: 4.152

MLB Debut: September 5, 2012





CAREER HIGHLIGHTS

- Veteran right-hander enters his seventh Major League season and his first with the Dodgers after signing a one-year deal with the club on Dec. 20, 2017
- Over six big league seasons, has gone 36-55 with a 4.39 ERA in 161 career games (133 starts) with the Marlins (2012-17) and Blue Jays (2017)
- Over 784.1 Major League innings, he has struck out 604 batters against 322 walks and has held hitters to a .259 average
- In 133 starts, he has gone 36-54 with a 4.44 ERA, while in 28 relief appearances, he has posted a 0-1 record with a 3.38 ERA and has held hitters to a .217 average
- Made his Major League debut on Sept. 5, 2012 against the Brewers as a member of the Marlins, allowing four runs and striking out one over 2.0 innings of relief
- Made his first career start against the Mets on Oct. 3, 2012, allowing three runs on six hits over 5.0 innings and recording the loss in the Marlins' 4-2 defeat
- Collected his first big league win on June 20, 2013 with a start against the Giants, allowing just one run on three hits over 7.0 innings and collecting three strikeouts in the Marlins' 2-1 victory
- Selected by the Florida Marlins in the 18th round of the First-Year Player Draft out of Stony Brook University and signed by scout Steve Payne

YEAR-BY-YEAR

- 2017**
- Appeared in a combined 27 games (13 starts) with the Marlins and the Blue Jays, going 1-7 with a 6.69 ERA and striking out 62 batters against 35 walks in 72.2 innings
 - Started the season with Miami and went 1-5 with a 7.92 ERA (49 ER/55.2 IP) in 12 starts...acquired by the Blue Jays on August 19 in exchange for minor league pitcher Osman Guttierrez
 - Also appeared in a combined eight games (seven starts) with the Marlins' Single-A Jupiter and Triple-A New Orleans, going 1-2 with a 2.16 ERA and holding hitters to a .220 average...struck out 60 batters against 15 walks in 41.2 innings

- Made one start for Toronto, allowing just one run on four hits in 5.0 innings with seven strikeouts and recorded the loss in his Blue Jays debut...moved to the bullpen following his start for the rest of the season and pitched well out of the 'pen, going 0-1 with a 3.00 ERA (4 ER/12.0 IP) and striking out 11 against just three walks...tossed scoreless relief in 12 of 14 appearances
- During his stint with Toronto, he held batters to a .242 average and struck out 18 against six walks in 17.0 innings

2016

- Made a career-high 33 starts with the Marlins, going 9-13 with a 4.33 ERA and struck out 147 batters against 83 walks in 176.2 innings
- Became the second Marlins pitcher with three or more straight seasons of at least 170.0 innings and 130 strikeouts, joining Dontrelle Willis (four seasons, 2004-07)
- Held hitters to .261 average, while holding the opposition to a .238 mark with runners in scoring position

2015

- In 32 games (31 starts) with the Marlins, he went 11-14 with a 4.08 ERA and limited batters to a .255 average...struck out 137 batters against 77 walks in 187.1 innings
- Led the Marlins staff in career-best wins, starts, innings pitched, and strikeouts
- Went 6-5 with a 3.29 ERA and held hitters to a .239 average in 15 home games (14 starts), compared to a 5-9 record with a 4.82 ERA in 17 road starts
- Tossed a career-high tying 8.0 innings (fourth time) on Sept. 9 against Milwaukee and also collected a career-best tying 10 strikeouts
- Given the Charlie Hough "Good Guy" award by the South Florida Baseball Writers Association of America (BBWAA)

2014

- Earned double digit wins for the first time in his first full Major League season, going 10-10 with a 3.81 ERA in 32 starts with a career-high of 19 quality starts
- Held opposing batters to a .248 average and recorded 153 strikeouts against 71 walks in a career-best 191.1 innings
- Held hitters to a .226 average with runners in scoring position, which ranked 12th best among NL starters...also finished the season ranked sixth among Major League pitchers with 22 putouts
- In 15 home starts, he went 7-5 with a 3.00 ERA (32 ER/96.0 IP) and limited the opposition to a .226 average

2013

- Spent majority of the season with the Marlins, going 5-10 with a 4.41 ERA and striking out 92 batters against 54 walks in 29 games (23 starts)
- Held hitters to a .261 average, including a .235 mark against left-handed hitters
- Collected his first big league win on June 20 with a start against the Giants, allowing just one run on three hits over 7.0 innings and collecting three strikeouts in the Marlins' 2-1 victory
- In six games as a reliever, he posted a 3.18 ERA and limited the opposition to a .135 average, compared to going 5-10 with a 4.51 ERA in 23 starts
- Started the season with Triple-A New Orleans and made four starts for the club, going 0-2 with a 2.74 ERA (7 ER/23.0 IP) and hold batters to a .200 average

2012

- Started the year pitching for Triple-A New Orleans before making his Major League debut with the Miami Marlins on September 5, 2012
- While with New Orleans, went 12-11 in 28 games (27 starts) with a 4.17 ERA (70 ER/151.0 IP)...struck out 138 against just 61 walks
- Earned Pitcher of the Week for the Pacific Coast League in June and also appeared as a PCL Midseason All-Star
- Recalled for his first stint in the Majors on Sept. 2 and made his big league debut on Sept. 5, against the Brewers, allowing four runs and striking out one over 2.0 innings of relief
- Made his first career start against the Mets on Oct. 3, allowing three runs on six hits over 5.0 innings and recording the loss in the Marlins' 4-2 defeat
- In his eight games with Miami for his first big league action, held a 0-1 record in eight games (one start), striking out 13 batters while walking just two over 13.1 innings

2011

- Pitched for Triple-A New Orleans where he posted a 12-7 record in 28 games (28 starts)...held opposing batters to a .254 average with 116 strikeouts and 79 walks
- Tied for the most wins (12) in Miami's Minor League system while also tied for fourth in strikeouts (116) among the same field

2010

- Spent the full year with Double-A Jacksonville where he owned a 16-2 record with a 2.61 ERA (46 ER/158.2 IP) and a 1.17 WHIP...threw 145 punch outs and walked just 46 batters
- Led the organization in multiple categories, including wins (16, 1st), strikeouts (145, 1st), ERA (2.61, 3rd), and innings pitched (158.2, 2nd)
- Earned the Southern League Most Outstanding Pitcher while also appearing as a Southern League All-Star...tied the Southern League record in wins while ranking fourth among all Double-A affiliates with a 2.61 ERA

2009

- Went 9-6 with a 3.25 ERA (48 ER/133.0 IP) in a combined 24 starts for Single-A Greensboro and Single-A Jupiter...limited opponents to a .246 average with 107 strikeouts

2008

- Started his professional career with Single-A Jamestown where he appeared in 15 games (13 starts) for a 5-5 record with 58 strikeouts and 29 walks

PERSONAL

Thomas Koehler...married to Ashley and has two daughters, Riley and Reese...graduated from New Rochelle (NY) High School, where he earned three varsity letters...named Rawlings All-Northeast, Section I Pitcher of the Year, spring Athlete of the Year, All-Section and All-State following a senior season that saw him go 6-1 with a 0.86 ERA and 108 strikeouts compared to just 12 walks...attended Stony Brook University where in his four years went 17-19 with a 4.88 ERA in 59 games...drafted by the Miami Marlins in the 18th round of the First-Year Player Draft by scout Steve Payne.

TOM KOEHLER'S CAREER PITCHING RECORD

Year	Team	W-L	ERA	G	GS	CG	SHO	SV	IP	H	R	ER	HR	HB	BB	SO	WP	BK	AVG
2008	Jamestown	5-5	3.68	15	13	0	0	0	66.0	66	33	27	0	10	29	58	3	0	.261
2009	Greensboro	5-5	3.20	18	18	0	0	0	98.1	88	37	35	9	11	39	82	6	1	.238
	Jupiter	4-1	3.38	6	6	0	0	0	34.2	35	15	13	0	2	9	25	3	0	.271
2010	Jacksonville	16-2	2.61	28	28	0	0	0	158.2	140	57	46	11	8	46	145	4	0	.241
2011	New Orleans	12-7	4.97	28	28	0	0	0	150.1	144	90	83	18	5	79	116	4	1	.254
2012	MIAMI	0-1	5.40	8	1	0	0	0	13.1	15	8	8	4	0	2	13	0	0	.278
	New Orleans	12-11	4.17	28	27	0	0	0	151.0	154	80	70	15	6	61	138	2	2	.268
2013	MIAMI	5-10	4.41	29	23	0	0	0	143.0	140	72	70	14	5	54	92	7	0	.261
	New Orleans	0-2	2.74	4	4	0	0	0	23.0	16	8	7	2	0	12	18	0	0	.200
2014	MIAMI	10-10	3.81	32	32	0	0	0	191.1	177	84	81	16	7	71	153	4	0	.248
2015	MIAMI	11-14	4.08	32	31	0	0	0	187.1	180	96	85	22	6	77	137	2	0	.255
2016	MIAMI	9-13	4.33	33	33	0	0	0	176.2	176	93	85	22	5	83	147	9	0	.261
2017	MIAMI	1-5	7.92	12	12	0	0	0	55.2	67	50	49	15	5	29	44	1	0	.302
	TORONTO	0-2	2.65	15	1	0	0	0	17.0	16	5	5	1	2	6	18	0	0	.242
	New Orleans	1-1	1.67	7	6	0	0	0	37.2	30	12	7	4	3	13	55	5	0	.213
	Jupiter	0-1	6.75	1	1	0	0	0	4.0	5	3	3	2	0	2	5	1	0	.278
Major League- 6 years		36-55	4.39	161	133	0	0	0	784.1	771	408	363	94	30	322	604	23	0	.259
Minor League-7 years		55-35	3.62	135	131	0	0	0	723.2	678	335	291	61	45	290	642	28	4	.250

TOM KOEHLER'S CAREER SINGLE-GAME BESTS

- | | | | |
|--------------------------------|--------------------------------------|-------------------------|--------------------------------------|
| Low-Hit Complete Game: | --- | Most Strikeouts: | 10 (2x), last: Sept. 9, 2015 vs. MIL |
| Most Innings Pitched Starter: | 8.0 (5x), last: July 21, 2016 at PHI | Most Walks: | 6, June 19, 2016 vs. COL |
| Most Innings Pitched Reliever: | 3.0 (2x), last: May 16, 2015 vs. ATL | Longest Winning Streak: | 3 (3x), last: June 9-June 19, 2016 |
| Most Earned Runs Allowed: | 9, June 15, 2013 vs. STL | Longest Losing Streak: | 7, July 29-Aug. 29, 2015 |

TOM KOEHLER'S CAREER FIELDING RECORD

Position	PCT	G	PO	A	E	TC	DP
Pitcher	.931	161	58	64	9	131	7

CAREER TRANSACTIONS

- June 5, 2008: Drafted by the Marlins in the 18th round of the 2008 amateur draft
- Aug. 19, 2017: Traded to the Blue Jays along with cash considerations in exchange for RHP Osman Gutierrez
- Dec. 20, 2017: Signed as a free agent with the Dodgers

DISABLED LIST

- May 17-June 14, 2017 (right shoulder bursitis)

DODGER HOME FIELDS

Washington Park.....	1890
Eastern Park.....	1891-1897
Washington Park.....	1898-1912
(Across from first Washington Park)	
Ebbets Field.....	1913-1957
Roosevelt Stadium.....	1956-57
Los Angeles Memorial Coliseum.....	1958-1961
Dodger Stadium.....	1962-present



ADAM LIBERATORE

LHP | 36

@Dodgers



Bats: Left **Throws:** Left
Height: 6-2 **Weight:** 240
Opening Day Age: 30
Born: May 12, 1987 in Bellflower, CA
Resides: Monaca, PA
Acquired: In a trade with Tampa Bay on November 20, 2014
ML Service: 2.086
MLB Debut: April 17, 2015



CAREER HIGHLIGHTS

- 30-year-old southpaw enters his fourth big league season with the Dodgers after appearing in just four games for Los Angeles in 2017 in an injury-laden season
- In 101 career big league games, he has gone 4-4 with a 3.69 ERA and has struck out 81 batters against 28 walks in 75.2 innings over three seasons with the Dodgers (2015-17)
- Has posted a career 1.20 WHIP and has held hitters to a .225 average, including a .208 mark against left-handed pitchers
- Did not allow a run in 28 games from May 20-July 22, 2016 (22.1 IP), establishing a Dodger franchise record for most consecutive scoreless appearances (previous was 23 by John Candelaria in 1991)
- Made his big league debut April 17, 2015, against the Rockies at Dodger Stadium, striking out one in a 1-2-3 inning...was dominant in his first nine big league outings through May 11, allowing only one of 29 batters faced to reach base (a single) and striking out 10 in 9.2 scoreless innings
- Picked up his first Major League victory on May 25, 2015, against Atlanta with a scoreless inning of relief
- Has a 23-17 record with 21 saves and a 2.73 ERA in 238 games (three starts) in seven minor league seasons in the Rays (2010-2014) and Dodgers (2015-17) organizations
- Selected by Tampa Bay in the 21st round of the 2010 First-Year Player Draft out of Tennessee Technological University

YEAR-BY-YEAR

2017

- Appeared in four games with the Dodgers, allowing just one run over 3.1 innings (2.70 ERA) and held hitters to a .231 average
- Began the season with Triple-A Oklahoma City and made 10 relief appearances, going 0-1 with a 2.31 ERA (3 ER/11.2 IP) and struck out 10 batters against just one walk...also made a combined two starts with Rookie-level AZL Dodgers and Single-A Rancho Cucamonga, tossing 2.0 scoreless innings of relief with three strikeouts against one walk
- Made two different stints on the disabled list...placed on the 10-day DL with a left groin strain from May 9-25 for his first stint...placed on the 10-day DL with a left elbow strain on May 31 for his second stint, transferred to the 60-day on July 28 and missed the rest of the season

2016

- Tossed scoreless relief in 50 of 58 games, posting a 2-2 record with a 3.38 ERA (16 ER/42.2 IP)...limited opposing hitters to a .219 batting average, including a .171 mark (14-for-82) against lefties
- Did not allow a run in 28 games from May 20 to July 22 (22.1 IP), establishing a Dodger franchise record for most consecutive scoreless appearances (previous was 23 by John Candelaria in 1991)
- Prior to the All-Star break, he went 1-0 with a 0.61 ERA (2 ER/29.1 IP) and limited batters to a .153 average in 38 games, but struggled at the end of the season going 1-2 with a 9.45 ERA (14 ER/13.1 IP) in his last 20 appearances
- In five combined games with Triple-A Oklahoma City and Single-A Rancho Cucamonga, he posted a 3.00 ERA and one save...struck out 10 against just two walks in 6.0 innings
- Was placed on the 15-day DL August 3-19 with left elbow inflammation...underwent an arthroscopic left elbow debridement on Oct. 4

2015

- Saw his first big league action, going 2-2 with a 4.25 ERA in 39 games in three stints with the Dodgers
- In the Majors, limited opposing hitters to a .232 batting average with a 1.18 WHIP
- Made his Major League debut on April 17 against Colorado and struck out one in a 1-2-3 inning
- Picked up his first big league win on May 25 against the Braves with a scoreless inning of relief
- Was dominant in his first nine big league outings through May 11, allowing only one of 29 batters faced to reach base (a single) and striking out 10 in 9.2 scoreless innings
- Opened the season with Triple-A Oklahoma City, going 0-1 with three saves and a 3.74 ERA in 19 relief appearances...limited opponents to a .237 batting average, including a .048 mark (1-for-21) against left-handers

2014

- Posted a 6-1 record with four saves and a 1.66 ERA with Triple-A Durham...limited opposing hitters to a .187 average, including a .176 mark vs. left-handers (13-for-74), with a 0.89 WHIP
- Struck out 86 batters in 65.0 innings, while issuing only 15 walks
- Acquired by Los Angeles on Nov. 20 with Joel Peralta in exchange for Jose Dominguez and Greg Harris

2013

- Appeared in 43 games with Triple-A Durham after starting the year and making one appearance with Double-A Montgomery to open the year...combined to strike out 72 and walk only 25 in 62.1 innings
- Limited opponents to a .226 batting average, while allowing just one home run

2012

- Split the season between Montgomery and Durham, combining to go 4-5 with nine saves and a 2.47 ERA in 49 relief appearances

2011

- Spent the season with Single-A Charlotte, going 6-5 with a 3.09 ERA and 70 strikeouts over 90.1 innings
- Following the season, pitched for the Surprise Saguaros in the Arizona Fall League

2010

- Made his professional debut with Short-A Hudson Valley, going 2-1 with a 2.63 ERA (8 ER/27.1 IP) in 17 games

PERSONAL

Adam Joseph Liberatore (pronounced LIB-er-a-tour)...attended Blackhawk High School in Beaver Falls, PA, where he lettered in baseball and soccer...pitched three seasons of college ball at Tennessee Technological University, but underwent Tommy John surgery in 2009 after just three starts in his junior season...selected by Tampa Bay in the 21st round of the 2010 First-Year Player Draft.

ADAM LIBERATORE'S CAREER PITCHING RECORD

Year	Team	W-L	ERA	G	GS	CG	SHO	SV	IP	H	R	ER	HR	HB	BB	SO	WP	BK	AVG
2010	Hudson Valley	2-1	2.63	17	0	0	0	2	27.1	32	12	8	1	1	12	33	3	0	.276
2011	Charlotte	6-5	3.09	38	1	0	0	1	90.1	88	34	31	3	4	31	70	4	0	.266
2012	Durham	1-1	1.29	16	0	0	0	1	21.0	18	3	3	0	0	8	21	4	0	.225
	Montgomery	3-4	2.94	33	0	0	0	8	52.0	53	18	17	4	6	20	27	1	0	.275
2013	Durham	5-3	3.58	43	0	0	0	0	60.1	50	27	24	1	1	25	69	4	0	.228
	Montgomery	0-0	0.00	1	0	0	0	1	2.0	1	0	0	0	0	0	3	0	0	.143
2014	Durham	6-1	1.66	54	0	0	0	4	65.0	43	14	12	1	1	15	86	3	0	.187
2015	LOS ANGELES	2-2	4.25	39	0	0	0	0	29.2	26	14	14	3	0	9	29	1	0	.232
	Oklahoma City	0-1	3.74	19	0	0	0	3	21.2	18	9	9	2	1	10	18	1	0	.237
2016	LOS ANGELES	2-2	3.38	58	0	0	0	0	42.2	34	16	16	2	2	17	47	1	0	.219
	Oklahoma City	0-0	0.00	4	0	0	0	1	5.0	0	0	0	0	0	2	10	0	0	.000
	Rancho Cucamonga	0-0	18.00	1	0	0	0	0	1.0	3	2	2	0	0	0	0	0	0	.500
2017	LOS ANGELES	0-0	2.70	4	0	0	0	0	3.1	3	1	1	0	0	2	5	0	0	.231
	Oklahoma City	0-1	2.31	10	0	0	0	0	11.2	9	3	3	0	1	1	10	1	0	.214
	Rancho Cucamonga	0-0	0.00	1	1	0	0	0	1.0	0	0	0	0	0	0	1	0	0	.000
	AZL Dodgers	0-0	0.00	1	1	0	0	0	1.0	0	0	0	0	0	1	2	0	0	.000
Major Leagues-3 years		4-4	3.69	101	0	0	0	0	75.2	63	31	31	5	2	28	81	2	0	.225
Dodger Totals-3 years		4-4	3.69	101	0	0	0	0	75.2	63	31	31	5	2	28	81	2	0	.225
Minor Leagues-8 years		23-17	2.73	238	3	0	0	21	359.1	315	122	109	12	15	125	350	21	0	.239

ADAM LIBERATORE'S CAREER SINGLE-GAME BESTS

Low-Hit Complete Game:	None	Most Strikeouts:	4, June 18, 2016 vs. MIL
Most Innings Pitched - Starter:	None	Most Walks:	2 (3x), July 24, 2016 at STL
Most Innings Pitched - Reliever:	2.0 IP (4x), last: June 18, 2016 vs. MIL	Longest Winning Streak:	2 games (2x), last: May 29-July 21, 2016
Most Earned Runs Allowed:	4, Aug. 29, 2016 at COL	Longest Losing Streak:	2 games, Aug. 26-Sept. 2, 2016

ADAM LIBERATORE'S CAREER FIELDING RECORD

Position	PCT	G	PO	A	E	TC	DP
Pitcher	1.000	101	4	8	0	12	0

CAREER TRANSACTIONS

- Selected by Tampa Bay in the 21st round of the 2010 First-Year Player Draft
- Nov. 20, 2014: Acquired by Los Angeles with RHP Joel Peralta from Tampa Bay in exchange for RHP Greg Harris and RHP Jose Dominguez

DISABLED LIST

- Aug. 3-19, 2016 (Left elbow inflammation)
- May 10-25, 2017 (left groin strain)
- June 1, 2017-rest of season (left forearm tightness)



TIM
LOCASTRO @Dodgers IF/OF | 70

Bats: Right **Throws:** Right
Height: 6-1 **Weight:** 200
Opening Day Age: 25
Born: July 14, 1992 in Auburn, NY
Resides: Auburn, NY
Acquired: In a trade with Toronto on July 2, 2015
ML Service: 0.003
MLB Debut: September 29, 2017




CAREER HIGHLIGHTS

- 25-year-old speedy utility man enters his sixth professional season and his first big league camp after making his big league debut in 2017...appeared in three games for Los Angeles going 0-for-1 with one stolen base
- Had his contract selected from Triple-A Oklahoma City on Sept. 29, 2017 and made his Major League debut that day against the Rockies as a pinch-runner and a defensive replacement
- In 479 career minor league games, he has posted a .293/.372/.402 slashline with 91 doubles, 16 triples, 24 home runs, 171 RBI and 143 stolen bases over five professional seasons with the Blue Jays (2013-15) and Dodgers (2015-17) organizations
- Has spent majority of his career at second base (240 games), but has seen action at shortstop (130 games), in center field (53 games), in left field (16 games), at first base (three games) and in right field (two games)
- Was a Texas League Mid-Season All-Star in 2017 and was also a Northwest League Mid-Season All-Star in 2014...named MiLB.com Organizational All-Star with the Blue Jays in 2014 and with the Dodgers in 2016
- Selected by the Toronto Blue Jays in the 13th round of the 2013 First-Year Player Draft out of Ithaca College

YEAR-BY-YEAR

2017

- Saw his first big league action, appearing in three games with the Dodgers and going 0-for-1 with a stolen base...appeared in two games in left field
- Had his contract selected from Triple-A Oklahoma City on Sept. 29 and made his Major League debut that day against the Rockies as a pinch-runner and a defensive replacement
- Split the season with Double-A Tulsa (96 games) and Triple-A Oklahoma City (31 games) posting a .308/.383/.454 slashline with 31 doubles, four triple, 10 home runs, 40 RBI and 34 stolen bases in 127 combined games
- Split time between the infield and the outfield, playing in a combined 47 games in center field, 46 games at second base, 31 games at shortstop, nine games in left field and two games in right field
- With Tulsa, he was selected to the Texas League Mid-Season All-Star team and finished the season among the league leaders in stolen bases (22, 5th), triples (4, T-7th), OPS (.795, 7th), on-base percentage (.366, T-9th), runs scored (69, 8th) and batting average (.285, 11th)

2016

- Appeared in 131 combined games with Single-A Rancho Cucamonga (86 games) and Double-A Tulsa (45 games), hitting .285 with 25 doubles, six triple, six home runs, 52 RBI, 24 stolen bases and a .341 on-base percentage...chosen by MiLB.com as a Dodgers Organizational All-Star
- Appeared majority of the games in the infield, playing in 61 combined games at second base, 57 games at shortstop and three games at first base, but did see time in the outfield as well, playing six games in center field and one game in left field
- Following the season, played for the Glendale Desert Dogs in the Arizona Fall League, where he posted .303/.351/.303 slashline with five runs and six RBI in 13 games

2015

- Split the season between Toronto's Single-A Lansing and Los Angeles' Single-A Rancho Cucamonga, hitting .276 with 19 doubles, three triples, six home runs, 39 RBI and 41 stolen bases along with a .377 on-base percentage in 111 combined games
- Began the season with Lansing, posting a .310/.409/.421 slashline with 10 doubles, one triple, five homers, 25 RBI and 30 stolen bases
- Acquired by the Dodgers along with RHP Chase De Jong for three international signing slots on July 2

2014

- Hit .313 with 49 runs, 11 doubles, one homer, 27 RBI and 32 stolen bases in 67 games with Toronto's Single-A Vancouver...chosen by MiLB.com as a Blue Jays Organizational All-Star
- Selected as a Northwest League Mid-Season All-Star and also finished the season ranked among the league leaders in stolen bases (2nd), runs (5th), on-base percentage (.407, 6th), hits (80, 7th) and batting average (8th)

2013

- In his first professional season, hit .283 with 28 runs, five doubles, three triples, one homer, 13 RBI and 12 stolen bases in 43 games with Rookie-Level Bluefield

PERSONAL

Timothy Donald Locastro...played baseball at Auburn High School in New York...played three years at Ithaca College and set school records for both runs (71) and stolen bases (40)...named the 2013 Empire 8 Conference Player of the Year after leading the conference in batting average (.436), doubles (7-1st, 13) and triples (6)...selected by the Toronto Blue Jays in the 13th round of the 2013 First-Year Player Draft and signed by scout Jamie Lehman.

TIM LOCASTRO'S CAREER BATTING RECORD

Year	Team	AVG	G	AB	R	H	2B	3B	HR	RBI	SH	SF	HP	BB	SO	SB	CS	OBP	SLG	E
2013	Bluefield	.283	43	138	28	39	5	3	1	13	4	1	6	13	12	12	2	.384	.367	7
2014	Vancouver	.313	67	256	49	80	11	0	1	27	5	5	32	12	23	32	4	.367	.407	4
2015	Rancho Cucamonga	.224	41	156	30	35	9	2	1	14	1	2	11	14	30	11	5	.327	.328	5
	Lansing	.310	70	242	48	75	10	1	5	25	3	2	21	21	25	30	11	.421	.409	8
2016	Tulsa	.277	45	191	27	53	8	1	1	13	1	0	7	8	16	9	2	.346	.330	8
	Rancho Cucamonga	.289	86	339	61	98	17	5	5	39	2	6	18	15	50	15	4	.413	.347	9
2017	LOS ANGELES	.000	3	1	0	0	0	0	0	0	0	0	0	0	0	1	0	.000	.000	0
	Oklahoma City	.388	31	103	18	40	10	0	2	9	0	1	5	6	12	12	2	.544	.443	0
	Tulsa	.285	96	368	69	105	21	4	8	31	1	2	26	22	56	22	5	.429	.366	13
Major League- 1 year		.000	3	1	0	0	0	0	0	0	0	0	0	0	0	1	0	.000	.000	0
Dodger Totals-1 year		.000	3	1	0	0	0	0	0	0	0	0	0	0	0	1	0	.000	.000	0
Minor League-5 years		.293	479	1793	330	525	91	16	24	171	17	19	126	111	224	143	35	.402	.372	54

TIM LOCASTRO'S CAREER SINGLE-GAME BESTS

Most Hits:	---	Most Stolen Bases:	1, Sept. 30, 2017 at COL
Most RBI:	---	Most Walks:	---
Most Home Runs:	---	Longest Hitting Streak:	---
Most Runs Scored:	---	Grand Slams:	None

TIM LOCASTRO'S CAREER FIELDING RECORD

Position	PCT	G	PO	A	E	TC	DP
Outfield	1.000	2	1	0	0	1	0

CAREER TRANSACTIONS

- June 7, 2013: Drafted by Toronto in the 13th round of the 2013 amateur draft
- July 2, 2015: Traded to the Dodgers along with RHP Chase De Jong from Toronto in exchange for three international signing slots

DISABLED LIST

- Has not been on the disabled list in the Major Leagues



KENTA MAEDA

@Dodgers

RHP | 18



Bats: Right **Throws:** Right
Height: 6-1 **Weight:** 190
Opening Day Age: 29
Born: April 11, 1988 in Osaka, Japan
Resides: Tokyo, Japan
Acquired: Signed as a free agent on January 7, 2016
ML Service: 2.000
MLB Debut: April 6, 2016



CAREER HIGHLIGHTS

- Right-hander from Japan enters his third Major League season following a solid sophomore year, going 13-6 with one save and a 4.22 ERA in 29 games (25 starts)
- Over two big league seasons, he has gone 29-17 with a 3.80 ERA and has posted a 1.15 WHIP in 61 games (57 starts)...his 29 wins over his first two ML seasons is tied for eighth most all-time among Dodger pitchers (source: STATS LLC.)
- Since making his ML debut in 2016, currently holds the 12th lowest opponents' batting average (.233) among big league starters (min. 50 GS), while also limiting righties to a career .214 mark
- Has gone 28-17 with a 3.84 ERA in 57 career starts, while going 1-0 with one save and a 2.25 ERA in four relief appearances... has struck out a combined 319 batters against 84 walks in 310.0 innings, posting a 3.80 strikeout-to-walk ratio
- His 16 wins in 2016 were the second-most wins ever by a Los Angeles rookie, behind only Rick Sutcliffe (17-10, 1979), and tied for the second most ever in a single-season by a Japanese pitcher...led qualifying MLB rookie starting pitchers in starts (32), wins (16), opponents' batting average (.229), WHIP (1.14), innings pitched (175.2)
- Had a memorable MLB debut on April 6, 2016 at San Diego, picking up the win with 6.0 scoreless innings in a 7-0 LA victory and blasting a solo homer in his second big league at-bat
- Recorded his first career save in his first career relief appearance on June 9, 2017 against the Reds, allowing one run on three hits over 4.0 innings of relief while striking out six
- Compiled a 97-67 record with a 2.39 ERA in 218 games (217 starts) in eight professional seasons pitching in Japan with the Hiroshima Carp (2008-15)...was a two-time winner of the Sawamura Award, given to the best pitcher in Japanese baseball... recognized as the best fielding pitcher in Nippon Professional Baseball five times
- In 2010, won Japan's pitching triple crown with 15 wins (15-8), a 2.21 ERA and 174 strikeouts, becoming the youngest pitcher in Japan baseball history to accomplish the feat
- Pitched for Team Japan in the 2015 World Baseball Softball Confederation (WBSC) Premier12 and the 2013 World Baseball Classic, where he was selected to the All-Tournament team after posting a 2-1 record with a 0.60 ERA and striking out 18 in 15.0 innings in three starts
- Signed by Los Angeles as a free agent on January 7, 2016

YEAR-BY-YEAR

2017

- Went 13-6 with one save and posted a 4.22 ERA in 29 games (25 starts) in his second season with the Dodgers
- Struck out 140 batters against just 34 walks in 134.1 innings, posting a 4.12 strikeout-to-walk ratio...also limited hitters to a .238 average, including holding right-handed batters to a .214 mark
- Made his first career stint in the bullpen, going 1-0 with one save and posting a 2.25 ERA (2 ER/8.0 IP) in four appearances... struck out 10 against just one walk, while also limiting the opposition to a .233 average
- Collected his first career save in his first career relief appearance on June 9 against the Reds, allowing one run on three hits over 4.0 innings while striking out six...became the first Dodger pitcher since Chan Ho Park (2008) to record a win as a starter, a win as a reliever and a save in the same season
- In 14 games (11 starts) at home, he went 8-1 with one save and posted a 2.88 ERA (22 ER/68.2 IP), compared to going 5-5 with a 5.62 ERA (41 ER/65.2 IP) in 15 games (14 starts) on the road
- Following the All-Star break, he ranked among National League pitchers (min. 50.0 IP) in strikeout-to-walk ratio (4.85, 3rd), opponents' OBP (.270, 6th), WHIP (1.10, 9th), wins (6, T-12th), strikeout per nine innings (10.07, 13th) and opponents' batting average (.225, 14th)
- Made his first career stint on the disabled list from May 11-25 with left hamstring tightness
- Was a key piece out of the bullpen during the postseason for the Dodgers, going 2-0 with a 0.84 ERA (1 ER/10.2 IP) in nine postseason relief appearances...struck out 10 against just two walks, while holding hitters to a .135 average (5-for-37)

2016

- In his first big league season, he went 16-11 with a 3.48 ERA (68 ER/175.2 IP) in 32 starts, while limiting the opposition to a .229 average
- Posted the second-most wins ever by a Los Angeles rookie, behind only Rick Sutcliffe (17-10, 1979), and his 16 wins tied for the second most ever in a single-season by a Japanese pitcher, behind only Daisuke Matsuzaka's 18 in 2008 with Boston (18-3)...his 16 wins were the most by a MLB rookie since 2012, when Yu Darvish and Wade Miley both had 16 victories
- Ranked among the overall NL leaders in wins (16, T-5th), ERA (3.48, 14th), WHIP (1.14, 10th), strikeouts (179, 12th), strikeout per nine innings (9.17, 7th), strikeout-to-walk ratio (3.58, 12th), opponents' batting average (.229, 11th), opponents' on-base pct. (.291, 11th) and opponents' slugging pct. (.359, 10th)
- Led qualifying MLB rookie starting pitchers in starts (32), wins (16), opponents' batting average (.229), WHIP (1.14), innings pitched (175.2) and strikeout-to-walk ratio (3.58)
- Picked up the win in his MLB debut on April 6 at San Diego, allowing five hits in 6.0 scoreless innings in a 7-0 LA win...at the plate, blasted a solo homer in his second big league at-bat, becoming the first Dodger to homer in his big league debut since shortstop Jose Offerman did so vs. the Montreal Expos on Aug. 19, 1990 and the first Dodger pitcher to homer in his Major League debut since Dan Bankhead vs. the Pittsburgh Pirates on Aug. 26, 1947
- Did not allow a run in his first two starts at San Diego and vs. Arizona before surrendering a run in the third inning of his third start on April 17, ending his streak at 14.0 innings to begin his career...Maeda's scoreless streak tied Pedro Astacio (14.0 IP, 1992) for the third longest to begin a career in Los Angeles history, behind only Dave Stewart (18.1 IP, 1978-81) and Bob Welch (15.1 IP, 1978)
- Made three postseason starts, going 0-1 with a 6.75 ERA (8 ER/10.2 IP)

PERSONAL

Kenta Maeda (pronounced MAH-eh-da)...resides in Tokyo with his wife, Saho, and daughter...is the eighth Japanese player in Dodger history...signed by the Dodgers as a free agent on January 7, 2016.

KENTA MAEDA'S CAREER PITCHING RECORD

Year	Team	W-L	ERA	G	GS	CG	SHO	SV	IP	H	R	ER	HR	HB	BB	SO	WP	BK	AVG
2008	Hiroshima	9-2	3.2	19	18	1	1	0	109.2	103	43	39	10	3	35	55	0	1	---
2009	Hiroshima	8-14	3.36	29	29	3	1	0	193.0	194	82	72	22	3	29	147	2	0	---
2010	Hiroshima	15-8	2.21	28	28	6	2	0	215.2	166	55	53	15	7	46	174	2	0	---
2011	Hiroshima	10-12	2.46	31	31	4	2	0	216.0	178	61	59	14	6	43	192	4	0	---
2012	Hiroshima	14-7	1.53	29	29	5	2	0	206.1	161	46	35	6	9	44	171	2	0	---
2013	Hiroshima	15-7	2.1	26	26	3	1	0	175.2	129	46	41	13	2	40	158	1	0	---
2014	Hiroshima	11-9	2.6	27	27	1	1	0	187.0	164	61	54	12	2	41	161	4	1	---
2015	Hiroshima	15-8	2.09	29	29	5	0	0	206.1	168	49	48	5	6	41	175	3	0	---
2016	LOS ANGELES	16-11	3.48	32	32	0	0	0	175.2	150	72	68	20	8	50	179	6	0	.229
2017	LOS ANGELES	13-6	4.22	29	25	0	0	1	134.1	121	68	63	22	5	34	140	4	0	.238
	Rancho Cucamonga	0-0	2.25	1	1	0	0	0	4.0	6	3	1	0	0	2	1	0	0	.316
	Major League-2 years	29-17	3.80	61	57	0	0	1	310.0	271	140	131	42	13	84	319	10	0	.233
	Dodger Totals-2 years	29-17	3.80	61	57	0	0	1	310.0	271	140	131	42	13	84	319	10	0	.233
	Minor Leagues-1 year	0-0	2.25	1	1	0	0	0	4.0	6	3	1	0	0	2	1	0	0	.316
	Japan Totals-8 years	97-67	2.39	218	217	28	10	0	1509.2	1263	443	401	97	38	319	1233	18	2	---

KENTA MAEDA'S CAREER POSTSEASON PITCHING RECORD

Year	Team	W-L	ERA	G	GS	CG	SHO	SV	IP	H	R	ER	HR	HBP	BB	SO	WP	BK
2016	NLDS: LA vs. WAS	0-1	12.00	1	1	0	0	0	3.0	5	4	4	1	1	2	4	0	0
	NLCS: LA vs. CHC	0-0	4.70	2	2	0	0	0	7.2	7	4	4	0	1	5	8	1	0
2017	NLDS: LAD vs. ARI	1-0	0.00	2	0	0	0	0	2.0	0	0	0	0	0	0	4	0	0
	NLCS: LAD vs. ChC	1-0	0.00	3	0	0	0	0	3.0	0	0	0	0	0	0	3	0	0
	WS: LAD vs. HOU	0-0	1.59	4	0	0	0	0	5.2	5	1	1	1	0	2	3	0	0
	Postseason Totals	2-1	3.80	12	3	0	0	0	21.1	17	9	9	2	2	9	22	1	0
	LDS Totals	1-1	7.20	3	1	0	0	0	5.0	5	4	4	1	1	2	8	0	0
	LCS Totals	1-0	3.38	5	2	0	0	0	10.2	7	4	4	0	1	5	11	0	0
	WS Totals	0-0	1.59	4	0	0	0	0	5.2	5	1	1	1	0	2	3	0	0

KENTA MAEDA'S CAREER SINGLE-GAME BESTS

Low-Hit Complete Game:	None	Most Strikeouts:	13, July 10, 2016 vs. SD
Most Innings Pitched Starter:	8.1, May 10, 2017 vs. PIT	Most Walks:	4 (2x), last: Aug. 23, 2016 vs SF
Most Innings Pitched Reliever:	4.0, June 9, 2017 vs. CIN	Longest Winning Streak:	5 games (2x), last: July 7-Aug. 13, 2017
Most Earned Runs Allowed:	7, August 31, 2017 at ARI	Longest Losing Streak:	3 games (2x), last: Sept. 27, 2016-April 4, 2017

KENTA MAEDA'S CAREER FIELDING RECORD

Position	PCT	G	PO	A	E	TC	DP
Pitcher	.918	61	28	39	6	73	7

CAREER TRANSACTIONS

- Signed by the Dodgers as a free agent on Jan. 7, 2016

DISABLED LIST

- May 11-25, 2017 (left hamstring tightness)



HENRY OWENS

@henryowensz

LHP | 59



Bats: Left **Throws:** Left
Height: 6-6 **Weight:** 205
Opening Day Age: 25
Born: July 21, 1992 in Orange, CA
Resides: Huntington Beach, CA
Acquired: Signed as a free agent on Dec. 22, 2017
ML Service: 0.100
MLB Debut: August 4, 2015



CAREER HIGHLIGHTS

- Huntington Beach native enters his seventh professional season and joins the Dodger organization after spending the past six years with the Red Sox organization (2012-17)
- The southpaw has gone 4-6 with a 5.19 ERA (49 ER/85.0 IP) in 16 career big league starts over two seasons with the Red Sox (2015-16)...has struck out a career 71 batters against 44 walks and has limited hitters to a .262 average
- Had his contract selected by Boston from Triple-A Pawtucket on Aug. 4, 2015 and made his debut that day with a start against the Yankees...allowed three runs on five hits over 5.0 innings and struck out five, as he recorded the loss in the Red Sox 13-3 defeat
- Recorded his first big league win on Aug. 9, 2015 against the Tigers, allowing just one run on three hits over 5.0 innings with two strikeouts in the Red Sox 7-2 victory
- In 146 career minor league games (145 starts), he has gone 60-42 with a 3.49 ERA and has held the opposition to a .210 average over six minor league seasons with the Red Sox Organization (2012-17)...has collected three complete-game shutouts over the course of his minor league career, including two no-hitters in 2013 and 2014
- Has struck out 828 batters against 426 walks in 781.2 career minor league innings, posting a 9.5 strike per nine innings
- Honored as Eastern League Pitcher of the Year in 2014, along with being named Baseball America's Minor League All-Star and Double-A All-Star...was selected as Eastern League's mid- and post-season All-Star in 2014, while also being selected to participate in the All-Star Futures Game...also selected as Carolina League mid-season All-Star in 2013
- Selected by the Red Sox in the first round (36th overall) of the 2011 First-Year Player Draft out of Edison (CA) High School

YEAR-BY-YEAR

2017

- In 26 combined starts with the Red Sox Double-A Portland and Triple-A Pawtucket, he went 7-11 with a 4.21 ERA and held hitters to a .216 average...struck out 121 batters in 126.0 innings
- Started the season with Pawtucket going 4-5 with a 3.91 ERA and held hitters to a .224 average in 14 starts
- Transferred to Portland on June 26 and finished the season with the Sea Dogs, going 3-6 with a 4.58 ERA in 12 starts...held hitters to a .205 average, including a .196 mark against righties
- Claimed by the Dodgers on Dec. 22 from the Arizona Diamondbacks...prior to being claimed by Los Angeles, he was claimed by Arizona on Dec. 8

2016

- Made five starts with the Red Sox and went 0-2 with a 6.95 ERA (17 ER/22.0 IP), while striking out 21 batters in 22.0 innings
- Spent majority of the season with Triple-A Pawtucket where he made 24 starts and went 10-7 with a 3.53 ERA...struck out 135 batters against 81 walks over 137.2 innings, while limiting batters to a .217 average
- His 135 strikeouts, .217 opponents' batting average and 8.83 strikeouts per nine innings led all International League lefties and his 3.53 ERA placed him in second...named International League Pitcher of the Week for the period ending April 10
- Tossed a complete-game shutout on June 21 against Syracuse, allowing a hit in 7.0 scoreless innings while striking out five against three walks

2015

- Saw his first big league action with the Red Sox, going 4-4 with a 4.57 ERA in 11 starts as he concluded the season with the club
- Struck out 50 batters against 24 walks in 63.0 innings...held hitters to a .255 average, including limiting righties to a .248 average
- Had his contract selected by Boston from Triple-A Pawtucket on Aug. 4 and made his debut that day with a start against the Yankees...allowed three runs on five hits over 5.0 innings and struck out five, as he recorded the loss in the Red Sox 13-3 defeat
- Recorded his first big league win on Aug. 9 against the Tigers, allowing just one run on three hits over 5.0 innings with two strikeouts in the Red Sox 7-2 victory

OWENS

- Made 21 starts for the Pawtucket Red Sox, going 3-8 with a 3.16 ERA and limiting batters to a .193 average...struck out 103 batters against 56 walks in 122.1 innings, while posting a 1.14 WHIP
- Entered the season as Boston's No. 2 prospect and top-rated pitching prospect for the second consecutive season, according to Baseball America

2014

- Went 17-5 with a 2.94 ERA in 26 combined starts with Double-A Portland and Triple-A Pawtucket...struck out 170 batters against just 59 walks in 159.0 innings, while holding hitters to a .208 average and posting a 1.13 WHIP
- Entered the season as the Red Sox No. 2 overall prospect and top-rated pitching prospect
- Spent majority of the season with Portland, going 14-4 with a 2.60 ERA and limiting the opposition to a .201 average in 20 starts...struck out 126 batters against just 47 walks in 121.0 innings
- Honored as Eastern League Pitcher of the Year after leading the league in wins (also a single-season franchise record), strikeouts, strikeout per nine innings (9.4), complete games (3, T-1st) and shutouts (2, T-1st) with the Sea Dogs
- Recorded three complete games (two complete-game shutouts), including tossing a rain-shortened, 6.0-inning no-hitter in Double-A Portland's season opener on April 3 at Reading
- Also named Baseball America's Minor League All-Star and Double-A All-Star, while also being selected as Eastern League's mid- and post-season All-Star...selected to participate in the All-Star Futures Game

2013

- Split the season between Single-A Salem and Double-A Portland, going 11-6 with a 2.67 ERA in 26 starts...held hitters to a .177 average, while posting a 1.13 WHIP
- Struck out a combined 169 batters against 68 walks and allowed just nine home runs in 135.0 innings...topped all minor leaguers (min. 120.0 IP) with 11.3 strikeout per nine innings
- Named the Red Sox Minor League Pitcher of the Year after posting the lowest opponents' batting average among full-season minor leaguers and also leading full-season Red Sox qualifiers in ERA
- Selected as Baseball America's High-A Pitcher of the Year after going 8-5 with a 2.92 ERA in 20 starts with Salem...was also selected as Carolina League mid-season All-Star and Pitcher of the Week for the period ending July 22...also selected as an MiLB.com Red Sox Organizational All-Star

2012

- In his first professional season, he appeared in 23 games (22 starts) for Single-A Greenville going 12-5 with a 4.87 ERA, while collecting 130 strikeouts against 47 walks in 101.2 innings
- Selected as an MiLB.com Red Sox Organizational All-Star

PERSONAL

Henry Cole Owens...named the Cal-Hi Sports Mr. Baseball State Player of the Year after going 12-1 with three saves, a 1.15 ERA, and 140 strikeouts over 91.2 innings as a senior at Edison (CA) High School in 2011...earned 2011 Sunset League Pitcher of the Year honors, his second straight year garnering the award...selected as a 2011 Louisville Slugger High School All-American...selected by the Red Sox in the first round (36th overall) of the 2011 First-Year Player Draft out of Edison High School in Huntington Beach, CA.

HENRY OWENS' CAREER PITCHING RECORD

Year	Team	W-L	ERA	G	GS	CG	SHO	SV	IP	H	R	ER	HR	HB	BB	SO	WP	BK	AVG
2012	Greenville	12-5	4.87	23	22	0	0	0	101.2	100	58	55	10	6	47	130	5	0	.256
2013	Salem	8-5	2.92	20	20	0	0	0	104.2	66	39	34	6	7	53	123	8	0	.180
	Portland	1.78	1.78	6	6	0	0	0	30.1	18	8	6	3	2	15	46	3	0	.167
2014	Portland	14-4	2.60	20	20	3	2	0	121.0	89	36	35	6	3	47	126	6	0	.201
	Pawtucket	3-1	4.03	6	6	0	0	0	38.0	32	17	17	4	3	12	44	0	0	.230
2015	BOSTON	4-4	4.57	11	11	0	0	0	63.0	62	35	32	7	3	24	50	4	1	.255
	Pawtucket	3-8	3.16	21	21	0	0	0	122.1	84	47	43	7	3	56	103	4	1	.193
2016	BOSTON	0-2	6.95	5	5	0	0	0	22.0	23	17	17	5	1	20	21	3	0	.284
	Pawtucket	10-7	3.53	24	24	1	1	0	137.2	107	60	54	13	13	81	135	3	0	.217
2017	Portland	3-6	4.58	12	12	0	0	0	57.0	40	34	29	2	11	55	49	11	1	.205
	Pawtucket	4-5	3.91	14	14	0	0	0	69.0	57	32	30	6	6	60	72	6	0	.224
Major League- 2 years		4-6	5.19	16	16	0	0	0	85.0	85	52	49	12	4	44	71	7	1	.262
Minor League-6 years		60-42	3.49	146	145	4	3	0	781.2	593	331	303	57	54	426	828	46	2	.210

HENRY OWENS' CAREER SINGLE-GAME BESTS

Low-Hit Complete Game: ---
 Most Innings Pitched Starter: 8.0, Aug. 21, 2015 vs. KC
 Most Innings Pitched Reliever: ---
 Most Earned Runs Allowed: 8, Aug. 21, 2016 at DET

Most Strikeouts: 10, Aug. 16, 2015 vs. SEA
 Most Walks: 6, May 5, 2016 at DET
 Longest Winning Streak: 2 games, Aug. 9- Aug. 21, 2015
 Longest Losing Streak: 3 games, Oct. 2, 2015-Sept. 29, 2016

CAREER TRANSACTIONS

- June 6, 2011: Drafted by the Boston Red Sox in the 1st round (36th pick) of the 2011 amateur draft
- December 8, 2017: Claimed off waivers by the Arizona Diamondbacks from the Boston Red Sox
- December 22, 2017: Claimed off waivers by the Los Angeles Dodgers from the Arizona Diamondbacks

DISABLED LIST

- Has not been on the disabled list in the Major Leagues



EDWARD PAREDES LHP | 58
@Dodgers

Bats: Left **Throws:** Left
Height: 6-1 **Weight:** 200
Opening Day Age: 31
Born: Sept. 30, 1986 in Villa Arrya, DR
Resides: Santo Domingo, Dominican Republic
Acquired: Signed as a free agent on Dec. 8, 2016
ML Service: 0.070
MLB Debut: July 24, 2017




CAREER HIGHLIGHTS

- 31-year-old lefty reliever enters his 10th professional campaign and his first big league camp with the Dodgers after making his Major League debut last season with Los Angeles
- In 10 career big league relief appearances, the southpaw from the Dominican Republic went 1-0 with a 3.24 ERA (3 ER/8.1 IP) and struck out 11 batters without issuing a walk...held hitters to a .258 average, including limiting righties to a .222 mark
- Had his contract selected from Triple-A Oklahoma City on July 24, 2017 and made his Major League debut that day, tossing a scoreless inning of relief against the Twins as he also recorded his first big league win...according to STATS LLC., became just the seventh L.A. Dodger reliever to earn a victory out of the bullpen in his first Major League appearance, joining Gene Snyder (1959), Pete Richert (1962), Brian Holton (1985), Tim Belcher (1987), Josh Wall (2012), and Josh Ravin (2015)
- In 288 career minor league games (46 starts), he has gone 35-38 with 24 saves and has posted a 4.31 ERA over nine professional seasons with the Mariners (2006-11), Indians (2013), Angels (2016) and the Dodgers (2017) organizations
- Has struck out 509 batters against 264 walks in 538.1 minor league innings, while holding hitters to a .248 average
- Selected as Texas League mid-season All-Star in two consecutive seasons (2016, '17) with Double-A Arkansas (Angels) and Double-A Tulsa (Dodgers)
- Originally signed as a non-drafted free agent by the Seattle Mariners on May 12, 2005

YEAR-BY-YEAR

2017

- Saw his first career big league action and made two stints with the Dodgers, going 1-0 with a 3.24 ERA (3 ER/8.1 IP) and striking out 11 batters without issuing a walk in 10 relief appearances
- Tossed scoreless relief in nine of 10 appearances and posted a 0.96 WHIP...also held hitters to a .258 average, including limiting righties to a .222 mark
- Had his contract selected from Triple-A Oklahoma City on July 24 and made his Major League debut that day, tossing a perfect inning of relief against the Twins as he also recorded his first big league win...according to STATS LLC., became just the seventh L.A. Dodger reliever to earn a victory out of the bullpen in his first Major League appearance, joining Gene Snyder (1959), Pete Richert (1962), Brian Holton (1985), Tim Belcher (1987), Josh Wall (2012), and Josh Ravin (2015)
- Appeared in a combined 35 games with Double-A Tulsa and Triple-A OKC, going 2-3 with a 2.25 ERA (11 ER/44.0 IP) and collecting a save...struck out a combined 66 batters against 18 walks in 44.0 innings, while also limiting the opposition to a .230 average
- Selected as a Texas League Mid-Season All-Star

2016

- Spent the entire season with the Los Angeles Angels' Double-A Arkansas, going 2-2 with two saves and posted a 2.27 ERA in 46 relief appearances
- Limited hitters to a .167 average and posted a 1.05 WHIP, while striking out 53 batters against 21 walks in 43.2 innings
- Selected as a 2016 Texas League Mid-Season All-Star
- Selected by the Dodgers in the minor league portion of the Rule 5 draft on Dec. 8

2015

- In his third season with the York Revolution of the Independent Atlantic League, he compiled a 4-1 record with a 3.32 ERA (21 ER/57.0) in 55 relief appearances
- Struck out 73 batters against just 22 walks in 57.0 innings, posting a 11.5 strikeout per nine innings
- Following the season pitched for Escogido of the Dominican Winter League, going 2-0 with a 0.57 ERA (1 ER/15.2 IP) in 23 relief appearances

2014

- Went 3-3 with a 2.70 ERA (17 ER/56.2 IP) and a 1.13 WHIP in 43 relief appearances with the York Revolution...struck out 57 batters against 19 walks, posting a 9.1 strikeout per nine innings
- Following the season, made 13 relief appearances (one start) with Aguilas of the Dominican Winter League

2013

- Began the season with Double-A Akron (Cleveland), going 0-1 with a 8.10 ERA (6 ER/6.2 IP) and struck out 12 against three walks in six games
- Released by the Indians on April 19 and signed with the York Revolution of the Independent Atlantic League, going 2-2 with a 2.96 ERA (9 ER/27.1 IP) in 33 appearances

2012

- Returned to his home country and spent the season with Aguilas Cibaenas of the Dominican Winter League...held a 3-0 record with a 1.93 ERA (3 ER/14.0 IP) in 24 relief appearances

2011

- Combined to go 3-4 with one save and posted a 6.59 ERA (42 ER/57.1 IP) in 43 relief appearances with the Mariners' Double-A West Tennessee and Triple-A Tacoma
- Following the season pitched for Aguilas of the Dominican Winter League and went 0-1 with one save and posted a 2.25 ERA in 17 relief appearances

2010

- Appeared in a combined 45 games between Double-A West Tennessee and Triple-A Tacoma, posting a 2-3 record with a 4.75 ERA (29 ER/55.0 IP)...struck out 47 and issued 31 total walks
- Made 19 relief appearances with the Aguilas Cibaenas following the season and posted a 1.46 ERA (2 ER/12.1 IP)

2009

- Split the season between Double-A West Tennessee and Single-A High Desert, going 8-4 with a 4.99 ERA (41 ER/71.0 IP) as he transitioned to a reliever role...collected an overall three saves and struck out 66 against 29 walks in 74.0 IP
- Spent majority of the season with High Desert, going 8-4 with a 4.69 ERA and three saves in 42 games (three starts)

2008

- In 27 games (26 starts) with Single-A Wisconsin and Double-A West Tennessee, he went 8-12 with a 4.86 ERA (68 ER/126.0 IP) along with 101 strikeouts and 57 walks
- Named Midwest League Pitcher of the Week for the period ending May 26 with the Wisconsin Timber Rattlers

2007

- Pitched in 17 games (15 starts) with Single-A Everett and Triple-A Tacoma, where he posted a 7-6 record with a 3.77 ERA (38 ER/90.2 IP)...had 66 punchouts against 49 walks in 90.2 innings, while limiting the opposition to a .225 average
- Selected to the Northwest League Post-Season All-Star team as a member of the Everett AquaSox

2006

- In his first professional season, he went 3-3 with 14 saves and posted a 2.63 ERA (12 ER/41.0 IP) in 24 games (two starts)...struck out 45 batters against just 19 walks and held batters to a .147 average

PERSONAL

Edward Miguel Paredes Cruz...resides in Santo Domingo, Dominican Republic...originally signed as a non-drafted free agent by the Seattle Mariners on May 12, 2005 and signed by scouts Patrick Guerrero and Bob Engle.

EDWARD PAREDES' CAREER PITCHING RECORD

Year	Team	W-L	ERA	G	GS	CG	SHO	SV	IP	H	R	ER	HR	HB	BB	SO	WP	BK	AVG
2006	DSL Mariners	3-3	2.63	24	2	0	0	14	41.0	21	18	12	1	4	19	45	12	0	.147
2007	Tacoma	0-0	0.00	1	0	0	0	0	5.0	0	0	0	0	1	1	5	0	0	.000
	Everett	7-6	3.99	16	15	0	0	0	85.2	75	47	38	2	8	48	61	6	1	.235
2008	Wisconsin	7-11	4.63	25	24	0	0	0	116.2	121	76	60	10	11	52	91	4	1	.265
	West Tenn.	1-1	7.71	2	2	0	0	0	9.1	11	8	8	1	2	5	10	0	0	.314
2009	High Desert	8-4	4.69	42	3	0	0	3	71.0	74	45	37	6	1	22	64	5	0	.269
	West Tenn.	0-0	12.00	3	0	0	0	0	3.0	3	4	4	1	0	7	2	0	0	.250
2010	Tacoma	0-2	6.64	19	0	0	0	0	20.1	24	17	15	1	3	15	12	4	0	.289
	West Tenn.	2-1	3.63	26	0	0	0	3	34.2	35	15	14	1	2	16	35	5	0	.255
2011	Tacoma	2-1	11.37	11	0	0	0	0	12.2	21	17	16	3	7	13	12	1	0	.389
	Jackson	1-3	5.24	32	0	0	0	1	44.2	50	28	26	5	3	24	41	5	1	.286
2013	Akron	0-1	8.10	6	0	0	0	0	6.2	9	6	6	2	0	3	12	0	0	.321
2016	Arkansas	2-2	2.27	46	0	0	0	2	43.2	25	12	11	2	5	21	53	7	0	.167
2017	LOS ANGELES	1-0	3.24	10	0	0	0	0	8.1	8	3	3	1	0	0	11	0	0	.258
	Oklahoma City	2-1	0.75	11	0	0	0	0	12.0	4	2	1	0	1	6	21	0	1	.100
	Tulsa	0-2	2.81	24	0	0	0	1	32.0	33	11	10	1	5	12	45	3	1	.273
Major League- 1 year		1-0	3.24	10	0	0	0	0	8.1	8	3	3	1	0	0	11	0	0	.258
Dodger Totals- 1 year		1-0	3.24	10	0	0	0	0	8.1	8	3	3	1	0	0	11	0	0	.258
Minor League-9 years		35-38	4.31	288	46	0	0	24	538.1	506	306	258	36	53	264	509	52	5	.248

EDWARD PAREDES' CAREER SINGLE-GAME BESTS

Low-Hit Complete Game:	---	Most Strikeouts:	2 (4x), last: Oct. 1, 2017 at COL
Most Innings Pitched Starter:	---	Most Walks:	---
Most Innings Pitched Reliever:	1.1, July 30, 2017 vs. SF	Longest Winning Streak:	---
Most Earned Runs Allowed:	3, Sept. 7, 2017 vs. COL	Longest Losing Streak:	---

EDWARD PAREDES' CAREER FIELDING RECORD

Position	PCT	G	PO	A	E	TC	DP
Pitcher	---	10	0	0	0	0	0

CAREER TRANSACTIONS

- May 12, 2005: Signed by the Mariners as an amateur free agent
- January 8, 2011: Signed as a free agent with the Indians
- November 20, 2015: Signed as a free agent with the Angels
- November 19, 2016: Signed as a free agent with the Tigers
- December 8, 2016: Drafted by the Dodgers in the Rule 5 draft

DISABLED LIST

- Has not been on the disabled list in the Major Leagues



JOC PEDERSEN OF | 31
@yungjoc650

Bats: Left **Throws:** Left
Height: 6-1 **Weight:** 215
Opening Day Age: 25
Born: April 21, 1992 in Palo Alto, CA
Resides: Palo Alto, CA
Acquired: Selected in the 11th round of the 2010 First-Year Player Draft
ML Service: 3.028
MLB Debut: Sept. 1, 2014



CAREER HIGHLIGHTS

- Power-hitting All-Star outfielder enters his fifth Major League season with a .222/.345/.435 slashline with 62 home runs and 157 RBI in 408 games with the Dodgers
- Since his first full big-league season in 2015, ranks among NL outfielder's in home runs (61, T-13th), walks (186, 7th), on-base percentage (.347, 13th), OPS (.797, 15th) and RBI (155, T-20th)
- His career .990 fielding percentage (7 E/2931.2 INN) in the outfield ranks 13th best in the NL since his first full Major League season...has collected nine career outfield assists...has played almost exclusively in center field (378 games), but has also seen time in left field (six games) and in right field (five games)

AWARDS



- During the course of his career, he has ranked among the NL's best (min. 1000 AB) in pitches per plate appearances (4.21, 4th) and walks per plate appearances (7.00, 5th)
- Earned an All-Star selection and participated in the Home Run Derby in 2015 becoming the first Dodger rookie position player to earn a start in the Midsummer Classic
- Blasted his first big league home run on April 12 at Arizona with a sixth-inning solo shot of A.J. Schugel...hit his first grand slam on May 1 off Arizona's Rubby De La Rosa at Dodger Stadium
- Made his MLB debut on Sept. 1, 2014 as a pinch-hitter and picked up his first big league hit with a second inning single off Doug Fister on Sept. 2 vs. Washington, his first-career start
- Was twice tabbed as the Dodgers' Branch Rickey Minor League Player of the Year, winning the award in 2012 at Single-A and again in 2014 at Triple-A, when he posted a historic 30-home run/30-steal season
- Selected by the Dodgers in the 11th round of the 2010 First-Year Player Draft

YEAR-BY-YEAR

2017

- Spent majority of the season with Los Angeles, hitting .212 with 44 runs, 20 doubles, 11 home runs and 35 RBI along with a .331 on-base percentage in 102 games
- Stroked 10 of his 11 home runs off of right-handed pitchers
- Appeared mostly in center field throughout the season (92 games), but also played four games in left field... posted a .993 fielding percentage in the outfield, recording just one error in 676.2 innings
- Drove in a career-high five runs and slugged the Dodgers first homer of the 2017 season with a grand slam in the third inning on Opening Day...it was the first Dodgers OD grand slam since Eric Karros, who accomplished the feat on April 3, 2000 at Montreal and his five RBI were the most by a Dodger in a season-opener since Raul Mondesi, who recorded six RBI on April 5, 1999 against Arizona
- Made two different disabled list stints: placed on the 10-day disabled list on April 24-May 5 with a right groin strain and was placed on the seven-day concussion DL from May 24-June 13
- Appeared in a combined 20 games with Single-A Rancho Cucamonga and Triple-A Oklahoma City, going 12-for-72 (.167) with one doubles, three homers and nine RBI
- Made the Dodgers NLCS and World Series roster during the clubs postseason run, slashing .304 (7-for-23)/.360/.826 with seven runs, three doubles, three home runs and five RBI in 11 games...during the World Series, he hit .333 (6-for-18) with six runs, two doubles, three homers and five RBI along with a .944 slugging percentage in six games...became just the fourth player (fifth time overall) in Dodger history to collect at least three homers in a single WS, joining Duke Snider (4 HR, 1952 and 1955), Reggie Smith (3 HR, 1977) and Dave Lopes (3 HR, 1978)...according to STATS LLC., also became just the first player in Major League history to collect a hit and run scored in each of his first six career WS games and became just the fourth player to record 1+ hit and 1+ run in six-plus games in a single World Series, joining George Kelly (6 in 1924), Ron Fairly (7 in 1965) and Willie Stargell (6 in 1979)

2016

- Posted a .847 OPS, batting .246 with a .352 on-base percentage, a .495 slugging percentage, 26 doubles, 25 homers and 68 RBI in 137 games
- Tied for 10th among NL outfielders with 25 home runs...according to ESPN's Home Run Tracker, averaged 412.1 feet per home run, the seventh-longest in the Majors...led the Dodgers and ranked 14th in the Majors with a 93.2 average exit velocity (Source: Baseball Savant)
- Batted .281 with runners in scoring position
- Saw an average of 4.18 pitches per plate appearance, the 10th most in the NL (min. 400 AB) and drew a walk every 7.56 plate appearances (8th, NL)
- Placed on the DL from July 1-19 with a sprained right AC joint, suffered in a collision with the outfield wall June 28 at Milwaukee
- Went 9-for-36 (.250) with five runs, two doubles, a homer and four RBI in 11 postseason games...had the game-tying home run off Max Scherzer in the seventh inning of NLDS Game 5, which ignited the Dodgers' rally

2015

- Appeared in 151 games in his first full Major League season, batting .210 with 26 home runs and 54 RBI
- Tied with Chicago's Kris Bryant for the most home runs by a MLB rookie with 26, which tied for the second-most by a rookie in Dodger franchise history, behind only Mike Piazza's 35 in 1993

- In addition to home runs, also led MLB rookies in walks (92) and ranked among the NL's best rookies in runs (67, 3rd), hits (101, 10th), doubles (19, T-10th), RBI (54, T-6th)...ranked second with 170 strikeouts
- Averaged 421.7 feet on his 26 home runs, the longest average distance of any MLB hitter this year (min. 18 HR) according to ESPN Home Run Tracker
- Homered in five consecutive games from May 31-June 3, setting a Dodgers rookie record and tying for the franchise record for consecutive games with a home run
- Hit 20 of his 26 home runs before the All-Star break...his 20 home runs were the second most ever for an NL rookie before the All-Star break, behind only the 21 hit by Dave Kingman (1972, SF) and Albert Pujols (2001, STL)
- Earned an All-Star selection, via player balloting, and was the first Dodger rookie position player to start in the Midsummer Classic...was the runner-up to Todd Frazier in the Home Run Derby
- Made his first Opening Day roster and his first Opening Day start on April 6 vs. San Diego
- Blasted his first big league home run on April 12 at Arizona with a sixth-inning solo shot of A.J. Schugel...hit his first grand slam on May 1 off Arizona's Rubby De La Rosa at Dodger Stadium...recorded his first multi-home run game on May 6 at Milwaukee
- Appeared in all five of the Dodgers' NLDS games vs. New York, including two starts in center field...went 0-for-4 with four walks
- Selected as the Dodgers' 2015 Heart and Hustle Award winner by the Major League Baseball Players Alumni Association

2014

- Posted just the fourth 30-home run/30-stolen base campaign in Pacific Coast League history with Triple-A Albuquerque and earned a September call-up for his first big league action
- Batted .303 and led the PCL with 33 home runs, 106 runs scored and 100 walks, while ranking among the league leaders in RBI (78, 10th), stolen bases (30, 3rd), on-base percentage (.435, 2nd) and slugging percentage (.582, 9th) in 121 games
- Honored as a midseason Pacific Coast League All-Star, a selection to the All-PCL Team and as the league's Most Valuable Player and Rookie of the Year...was also selected by Baseball America to the publication's Minor League All-Star Team.
- Was honored as the Dodgers' Branch Rickey Minor League Player of the Year for the second time (also: 2012)...shared the honor with Corey Seager
- Was promoted to the big league club on Sept. 1 and made his Major League debut that night...collected his first big league hit on Sept. 2 with a second-inning single to center off Washington's Doug Fister

2013

- Honored as a Double-A Southern League Midseason and Postseason All-Star and also participated in the MLB All-Star Futures Game, batting .278 with 22 homers and 58 RBI in 123 games for Chattanooga
- Led the Southern League with a .497 slugging percentage and ranked among the league leaders in home runs (22, T-2nd), stolen bases (31, T-3rd), OBP (.381, 3rd), slugging (.497, 1st), extra-base hits (49, T-4th), runs scored (81, 2nd), total bases (218, 5th) and walks (70, 4th)

2012

- Selected as the Dodgers' Branch Rickey Minor League Player of the Year as one of the youngest players in the California League, batting .313 with 26 steals, 26 doubles, four triples, 18 home runs and 70 RBI in 110 games for Single-A Rancho Cucamonga
- Ranked among the California League leaders in batting average (8th), on-base percentage (.396, 6th) and slugging percentage (.516, 9th)
- Following the season, played for Mesa in the Arizona Fall League and also appeared for Team Israel in its World Baseball Classic qualifier, batting .308 (4-for-13) with three steals and three runs scored in three games

2011

- Selected as a Topps/Minor League Baseball Short Season-A/Rookie All-Star, combining to hit .323 with a .407 OBP, 11 homers and 65 RBI in 84 games with Single-A Great Lakes and Rookie-advanced Ogden
- Ranked among the Pioneer leaders in batting average (.353, 4th), home runs (11, T-6th), on-base percentage (.429, 2nd), slugging percentage (.568, 7th), stolen bases (24, T-3rd) and RBI (64, 1st) in 68 games
- Recognized as a Pioneer League All-Star and was tabbed by Baseball America as a Rookie All-Star

2010

- Appeared in only three games with the AZL Dodgers after signing with the club on Aug. 16
- Was named top prospect in the 2010 Hawaii Collegiate Baseball League by Baseball America

AMATEUR HIGHLIGHTS

Helped lead Palo Alto (CA) High School to a Santa Clara Valley Athletic League De Anza Division title and selected as co-league MVP as a senior in 2010...named First Team All-SCVAL as a junior in 2009

PERSONAL

Joc R. Pedersen...resides in Los Angeles, CA with wife, Kelsey...committed to play baseball at the University of Southern California prior to signing with the Dodgers...father Stu was drafted by the Dodgers in 1981 and played in eight games in the Majors in 1985...teamed with his brother Champ, who has Down syndrome, and New Era to design a hat with the family motto "Live like a Champ" with 31% of sales benefitting Best Buddies, a charity supporting people with intellectual and developmental disabilities...brother, Tyger, an infielder, was selected by the Dodgers in the 33rd round of the 2013 draft...selected by the Dodgers in the 11th round of the 2010 First-Year Player Draft and signed by scout Orsino Hill.

JOC PEDERSON'S CAREER BATTING RECORD

Year	Team	AVG	G	AB	R	H	2B	3B	HR	RBI	SH	SF	HBP	BB	SO	SB	CS	OBP	SLG	E
2010	AZL Dodgers	.000	3	7	1	0	0	0	0	0	0	0	1	4	5	0	0	.417	.000	0
2011	Great Lakes	.160	16	50	4	8	0	0	0	1	1	0	2	7	9	2	0	.288	.160	2
	Ogden	.353	68	266	54	94	20	2	11	64	0	5	3	36	54	24	5	.429	.568	5
2012	Rancho Cucamonga	.313	110	434	96	136	26	4	18	70	2	2	10	51	81	26	14	.396	.516	2
2013	Chattanooga	.278	123	439	81	122	24	3	22	58	2	3	5	70	114	31	8	.381	.497	5
2014	LOS ANGELES	.143	18	28	1	4	0	0	0	1	0	0	9	11	0	0	.351	.143	0	
	Albuquerque	.303	121	445	106	135	17	4	33	78	1	2	5	100	149	30	13	.435	.582	7
2015	LOS ANGELES	.210	151	480	67	101	19	1	26	54	2	2	9	92	170	4	7	.346	.417	4
2016	LOS ANGELES	.246	137	406	64	100	26	0	25	68	1	2	4	63	130	6	2	.352	.495	2
	Oklahoma City	.625	3	8	1	5	0	0	0	0	0	0	0	4	1	0	0	.750	.625	0
2017	LOS ANGELES	.212	102	273	44	58	20	0	11	35	0	1	10	39	68	4	3	.331	.407	1
	Oklahoma City	.169	17	65	8	11	1	0	3	9	0	1	0	5	14	1	0	.225	.323	0
	Rancho Cucamonga	.143	3	7	0	1	0	0	0	0	0	0	3	3	0	0	.400	.143	0	
Major League-4 years		.222	408	1187	176	263	65	1	62	157	4	5	23	203	379	14	12	.345	.435	7
Dodger Totals-4 years		.222	408	1187	176	263	65	1	62	157	4	5	23	203	379	14	12	.345	.435	7
Minor League-6 years		.298	464	1721	351	512	88	13	87	280	6	13	26	280	430	114	40	.401	.515	21

JOC PEDERSON'S CAREER POSTSEASON BATTING RECORD

Year	Team	AVG	G	AB	R	H	2B	3B	HR	RBI	SH	SF	HP	BB	SO	SB	CS	OBP	SLG
2015	NLDS: LAD vs. NYM	.000	5	4	0	1	0	0	0	0	0	0	0	4	1	0	0	.500	.000
2016	NLDS: LAD vs. WAS	.333	5	15	2	5	1	0	1	3	0	0	1	2	6	0	0	.444	.600
	NLCS: LAD vs. CHC	.190	6	21	3	4	1	0	0	1	0	0	0	1	8	2	0	.227	.238
2017	NLCS: LAD vs. CHC	.200	5	5	1	1	1	0	0	0	0	0	0	2	0	0	0	.200	.400
	WS: LAD vs. HOU	.333	6	18	6	6	2	0	3	5	0	0	0	2	8	0	0	.400	.944
Postseason Totals		.225	16	40	5	9	2	0	1	4	0	0	1	7	15	2	0	.354	.350
LDS Totals		.263	10	19	2	5	1	0	1	3	0	0	1	6	7	0	0	.462	.474
LCS Totals		.192	11	26	4	5	2	0	0	1	1	0	0	1	10	2	0	.222	.269
WS Totals		.333	6	18	6	6	2	0	3	5	0	0	0	2	8	0	0	.400	.944

JOC PEDERSON'S CAREER SINGLE-GAME BESTS

Most Hits:	3 (11x), last: June 25, 2017 vs. COL	Most Stolen Bases:	1 (14x), last: Sept. 24, 2016 vs. SF
Most RBI:	5, April 3, 2017 vs. SD	Most Walks:	3 (9x), last: June 21, 2017 vs. NYM
Most Home Runs:	2 (4x), last: Sept. 10, 2016 at MIA	Longest Hitting Streak:	7 games (2x), last: June 14-20, 2017
Most Runs Scored:	3 (3x), last: June 21, 2017 at NYM	Grand Slams:	2, last: April 3, 2017 vs. SD (Chacin)

JOC PEDERSON'S CAREER FIELDING RECORD

Position	PCT	G	PO	A	E	TC	DP
Outfield	.990	387	678	9	7	694	1

CAREER TRANSACTIONS

- Selected by the Dodgers in the 11th round of the 2010 First-Year Player Draft

DISABLED LIST

- July 1-19, 2016 (Sprained right AC joint)
- April 24-May 5, 2017 (right groin strain)
- May 25- June 13, 2017 (concussion)



YASIEL PUIG

@YasielPuig

OF | 66



Bats: Right **Throws:** Right
Height: 6-2 **Weight:** 240
Opening Day Age: 27
Born: Dec. 7, 1990 in Cienfuegos, Cuba
Resides: Miami, FL
Acquired: Signed as a free agent on June 29, 2012
ML Service: 4.102
MLB Debut: June 3, 2013



CAREER HIGHLIGHTS

- 27-year-old electric outfielder has posted a career .281 batting average with 85 home runs and 268 RBI in 587 games in five big league seasons with Los Angeles
- Since making his MLB debut in 2013, he ranks among the NL's Top-20 (min. 2000 AB) in batting average (.281, 19th), on-base percentage (.357, 15th), slugging percentage (.475, 13th) and OPS (.833, 15th)
- Ranks eighth among NL outfielders with 39 outfield assists since the start of the 2013 season...selected as 2017 Wilson Defensive Player of the Year as baseball's best defender in right field
- Selected to his first All-Star Game in 2014 in Minneapolis as a fan-elected starter and also participated in the Home Run Derby
- Reached base safely in 40 consecutive games (including reaching on an error) from April 25-June 10, 2014, the sixth-longest streak in Los Angeles Dodger history
- Finished second in the 2013 NL Rookie of the Year voting and selected to Baseball America's All-Rookie Team after leading rookies (min. 400 PA) in batting average (.319), on-base percentage (.391) and slugging percentage (.534)...posted one of the best rookie seasons ever by a Dodger, ranking among the all-time Los Angeles rookie leaders in batting average (2nd), hits (122, T-12th), runs (66, T-7th), doubles (21, T-8th), home runs (19, 5th), on-base percentage (2nd) and slugging percentage (3rd)
- Made his big league debut on June 3, 2013 against San Diego, singling in his first at-bat and going 2-for-4 in the game...contributed in the field as well, ending the game in dramatic fashion, as he doubled Chris Denorfia off first base after catching a line drive in right field
- Hit his first home run in his second-career game on June 4, 2013 with a three-run shot off San Diego's Clayton Richard in the fifth inning...followed it up with a two-run homer in the sixth inning, for his first (and only) multi-homer game...blasted his first-career grand slam on June 6 against the Braves with an eighth inning shot off Cory Gearrin
- Played professionally in Cuba for Cienfuegos during the 2008-09 and 2010-11 Cuban Series...did not play in 2009-10 or 2011-12...hit .276 with five homers and 26 RBI for Cienfuegos in 2008-09, his first pro season...in 2010-11, batted .330 with 19 doubles, six triples, 17 home runs and 47 RBI in 89 games, while posting a .430 on-base percentage in just 327 at-bats...ranked among the club leaders in OPS (1.011, 2nd), total bases (2nd), doubles (T-1st) and homers (T-2nd)
- Signed by the Dodgers as a free agent on June 29, 2012

AWARDS



YEAR-BY-YEAR

2017

- Set career-marks in games played (152), home runs (28), RBI (74) and stolen bases (15), while posting a .263/.346/.487 slashline with 72 runs, 24 doubles and two triples...tied for the team lead with 42 multi-hit games, while ranking second in homers and stolen bases and third in RBI
- Ranked among the Top-25 in the National League in home runs (T-23rd), stolen bases (T-19th) and slugging percentage (21st)
- Hit .288 against right-handed pitchers, which ranked 19th best in the NL, compared to a .183 mark against southpaws
- In 145 games (135 starts) at right field, he posted a .996 fielding percentage (1 E/1201.2 IP), which ranked fourth best among National League outfielders and second among Major League right fielders...also recorded four outfield assists...selected as Wilson Defensive Player of the Year as baseball's best defender in right field
- Collected his fourth career multi-homer game of his career on July 14 at MIA, stroking a solo home run in the fifth inning and a three-run shot in the ninth inning, which were both go-ahead homers...it was the first time in his career he had hit two go-ahead homers in a game and according to Elias, became the only Dodger player to accomplish the feat since the team moved out west in 1958

- Started in right field in all 15 postseason games for the Dodgers, posting a .286/.365/.518 slashline with eight runs, two doubles, one triple, three homers and 10 RBI

2016

- Hit .263 with 11 homers and 45 RBI in 104 games in his fourth big league season with the Dodgers
- Batted .301 with RISP (25-for-83) and .314 with runners on base (50-for-159)
- Optioned to Triple-A Oklahoma City from Aug. 4-Sept. 2, where he posted a .348/400/.594 slashline with 12 runs, three doubles, a triple, four homers and 12 RBI in 19 games y
- Placed on the disabled list from June 3-21 with a strained left hamstring
- Hit .211 (4-for-19) with a run scored in 10 postseason games (three starts)

2015

- Limited to 79 games due to a pair of DL trips with a strained left hamstring (April 26-June 6) and a strained right hamstring (Aug. 28-Oct. 3), batting .255 with 11 homers and 38 RBI in his third big league season
- Appeared exclusively in right field (78 games, 71 starts), committing just one error (.993 fielding percentage) and recording six outfield assists in 638.0 innings
- Appeared in three games (one start) in the NLDS vs. New York and was held hitless in six at-bats

2014

- In his first full MLB season, earned his first All-Star selection and finished the season ranked among the National League leaders in batting average (.296, 8th), on-base percentage (.382, 6th), slugging percentage (.480, 11th) and triples (9, T-5th)
- His 15 outfield assists led the NL and ranked second in the Majors...appeared in 91 games in right field and in 53 games in center field
- Made his first All-Star Game appearance in Minneapolis as a fan-elected starter and also participated in the Home Run Derby
- Won May Player of the Month honors in the National League...his 43 May hits tied Willie Davis for the most in LA Dodger history...was named the NL Co-Player of the Week, May 12-18
- Posted a career-long 16-game hitting streak from April 30-May 17, batting .409 (27-for-66) during the run
- Reached base safely in 40 consecutive games (including reaching on an error) from April 25-June 10, the sixth-longest streak in Los Angeles Dodger history
- On July 25 at San Francisco, became the first Dodger to record three triples in a game since Jimmy Sheckard on April 18, 1901 vs. the Phillies...went 4-for-5 with two runs scored, a double, three triples and two RBI
- Appeared in all four of the Dodgers' NLDS games vs. St. Louis, going 3-for-12 (.250) with four runs scored, a triple and an RBI

2013

- Saw his first big league action and batted .319 with 19 home runs and 42 RBI in 104 games in his rookie campaign
- Made his debut on June 3 vs. San Diego, singling in his first at-bat and going 2-for-4 in the game...contributed in the field as well, ending the game in dramatic fashion, as he doubled Chris Denorfia off first base after catching a line drive in right field
- From the time of his recall (June 3) through the conclusion of the season, ranked among the NL leaders in batting average (.319, 7th), hits (122, 5th), runs (66, 4th), home runs (19, T-7th), on-base percentage (.391, 8th) and slugging percentage (.534, 4th)
- Selected to Baseball America's All-Rookie Team as he led MLB rookies (min. 400 PA) in batting average, on-base percentage and slugging percentage and posted one of the best rookie campaigns ever by a Dodger, ranking among the Los Angeles all-time rookie leaders in batting average (2nd), hits (122, T-12th), runs (66, 7th), doubles (21, T-8th), home runs (19, 5th), on-base percentage (2nd) and slugging percentage (3rd)
- Hit his first-career grand slam on June 6 against the Braves with an eighth-inning shot off Cory Gearrin
- Named NL Player of the Month and NL Rookie of the Month for June...was the first to win a Player of the Month Award in his first month in the big leagues since the award was instituted in 1958...set the record for most hits in a calendar month for a Los Angeles Dodger rookie and his 44 hits were the second-most all-time for a player in his first career month behind only Joe DiMaggio (48 in May 1936)...in 26 games, led the Majors with a .436 (44-for-101) batting average, 44 hits and a .713 slugging percentage
- Awarded National League Player of the Week for the period ending June 9, his first week in the Majors, by batting .464 (13-for-28) with two doubles, four homers and 10 RBI in seven games...hit four home runs in his first five MLB games, the first Dodger ever to do so



Yasiel Puig visits with kids at a local elementary school in Los Angeles as part of his work with the Wild Horse Foundation.

- Started all 10 of the Dodgers' postseason games and batted .333 (13-for-39) with a double, a triple and four RBI...his 13 hits were the most ever by a Dodger rookie in a single postseason
- Opened the season at Double-A Chattanooga and hit .313 (1st SL) with a .599 slugging percentage (1st SL), eight homers and 37 RBI in 40 games

2012

- Hit .354 with 20 runs scored, eight steals, five homers and 15 RBI in 23 combined games with the Rookie-level AZL Dodgers and Single-A Rancho Cucamonga...posted a combined .442 on-base percentage and a .634 slugging percentage in his first season in the United States
- Signed a Major League contract as a free agent on June 29

PERSONAL

Yasiel Puig...pronounced yah-SEE-el PWEEG...resides in Miami, FL...has three sons, Diego, Daniel and Damian...founded the Wild Horse Foundation, which aids economically disadvantaged children and families, focusing on helping the community prioritize health and education...traveled to Cuba in December 2015 during Major League Baseball's goodwill tour of the country...signed by the Dodgers as a free agent on June 29, 2012 by scouts Mike Brito, Paul Fryer and Logan White.

YASIEL PUIG'S CAREER BATTING RECORD

Year	Team	AVG	G	AB	R	H	2B	3B	HR	RBI	SH	SF	HBP	BB	SO	SB	CS	OBP	SLG	E
2012	Rancho Cucamonga	.327	14	52	10	17	2	0	1	4	0	0	1	6	8	7	4	.407	.423	0
	AZL Dodgers	.400	9	30	10	12	0	3	4	11	0	0	0	6	7	1	1	.500	1.000	2
2013	LOS ANGELES	.319	104	382	66	122	21	2	19	42	0	3	11	36	97	11	8	.391	.534	5
	Chattanooga	.313	40	147	26	46	12	3	8	37	0	2	3	15	29	13	5	.383	.599	0
2014	LOS ANGELES	.296	148	558	92	165	37	9	16	69	2	1	12	67	124	11	7	.382	.480	3
	LOS ANGELES	.255	79	282	30	72	12	3	11	38	0	1	2	26	66	3	3	.322	.436	1
2016	Rancho Cucamonga	.286	4	14	3	4	1	0	2	2	0	0	0	1	4	0	1	.333	.786	0
	LOS ANGELES	.263	104	334	45	88	14	2	11	45	0	3	7	24	74	5	2	.323	.416	4
	Oklahoma City	.348	19	69	12	24	3	1	4	12	0	0	0	6	8	0	1	.400	.594	0
2017	Rancho Cucamonga	.417	5	12	2	5	0	0	1	2	0	0	0	3	3	1	2	.533	.667	0
	LOS ANGELES	.263	152	499	72	131	24	2	28	74	0	5	2	64	100	15	6	.346	.487	1
Major League-5 years		.281	587	2055	305	578	108	18	85	268	2	13	34	217	461	45	26	.357	.475	14
Dodger Totals-5 years		.281	587	2055	305	578	108	18	85	268	2	13	34	217	461	45	26	.357	.475	14
Minor League-4 years		.333	91	324	63	108	18	7	20	68	0	2	4	37	59	22	14	.406	.617	2

YASIEL PUIG'S CAREER POSTSEASON BATTING RECORD

Year	Team	AVG	G	AB	R	H	2B	3B	HR	RBI	SH	SF	HBP	BB	SO	SB	CS	OBP	SLG
2013	NLDS: LAD vs. ATL	.471	4	17	5	8	1	0	0	2	0	0	1	0	4	0	1	.500	.529
	NLCS: LAD vs. STL	.227	6	22	1	5	0	1	0	2	0	0	0	1	10	0	0	.261	.318
2014	NLDS: LAD vs. STL	.250	4	12	4	3	0	1	0	1	0	0	1	1	8	0	0	.357	.417
	NLDS: LAD vs. NYM	.000	3	6	0	0	0	0	0	0	0	0	0	0	3	0	0	.000	.000
2016	NLDS: LAD vs. WAS	.000	4	5	0	0	0	0	0	0	0	0	0	3	2	0	0	.375	.000
	NLCS: LAD vs. CHC	.286	6	14	1	4	0	0	0	0	0	0	0	0	1	0	0	.286	.286
2017	NLDS: LAD vs. ARI	.455	3	11	0	5	1	1	0	4	0	0	0	2	1	0	1	.538	.727
	NLCS: LAD vs. CHC	.389	5	18	6	7	1	0	1	2	0	0	0	4	2	0	1	.500	.611
WS: LAD vs. HOU		.148	7	27	2	4	0	0	2	4	0	0	1	0	5	0	0	.179	.370
Postseason Totals		.273	42	132	19	36	3	3	3	15	0	0	3	11	36	0	3	.342	.409
LDS Totals		.314	18	51	9	16	2	2	0	7	0	0	0	6	18	0	2	.407	.431
LCS Totals		.296	17	54	8	16	1	1	1	4	0	0	0	5	13	0	1	.356	.407
WS Totals		.148	7	27	2	4	0	0	2	4	0	0	1	0	5	0	0	.179	.370

YASIEL PUIG'S CAREER SINGLE-GAME BESTS

Most Hits:	4 (6x), last: June 10, 2015 vs. ARI	Most Stolen Bases:	2 (4x), last: June 3, 2017 at MIL
Most RBI:	5 (2x), last: Aug. 11, 2015 vs. WAS	Most Walks:	3 (4x), last: Aug. 1, 2017 at SD
Most Home Runs:	2 (4x), last: July 14, 2017 at MIA	Longest Hitting Streak:	16 games, April 30-May 17, 2014
Most Runs Scored:	4 (2x), last: Sept. 30, 2017 at COL	Grand Slams:	1, June 6, 2013 vs. ATL (Gearrin)

YASIEL PUIG'S CAREER FIELDING RECORD

Position	PCT	G	PO	A	E	TC	DP
Outfield	.983	562	979	39	14	1032	4

CAREER TRANSACTIONS

- Signed by the Dodgers as a free agent on June 29, 2012

DISABLED LIST

- April 26-June 6, 2015 (left hamstring strain)
- Aug. 28-Oct. 3, 2015 (right hamstring strain)
- June 3-21, 2016 (strained left hamstring)



HYUN-JIN
RYU @HyunJinRyu99

LHP | 99



Bats: Right **Throws:** Left
Height: 6-3 **Weight:** 255
Opening Day Age: 31
Born: March 25, 1987 in Incheon, South Korea
Resides: Incheon, South Korea
Acquired: Signed by Los Angeles on Dec. 12, 2012 after his posting by the Hanwha Eagles of the KBO
ML Service: 5,000
MLB Debut: April 2, 2013



CAREER HIGHLIGHTS

- Left-hander from South Korea enters his sixth big league season with a 33-25 overall record and a 3.41 ERA in 82 career Major League games (81 starts)
- His 33 regular-season MLB victories are the third most by a Korean-born pitcher
- Has held hitters to a career .258 batting average, including a .247 career mark against righties...has struck out 413 batters against 125 walks in 475.1 innings, posting a 3.30 strikeout-to-walk ratio
- Made his big league debut on April 2, 2013 against the Giants, allowing three runs (one earned) on 10 hits in 6.1 innings with five strikeouts, recording the loss in the Dodgers 3-0 defeat
- Collected his first Major League win in his second career start on April 7, 2013 against the Pirates, allowing two runs on three hits in 6.1 innings and striking out six
- Earned his first career save in his bullpen debut on May 25, 2017 against the Cardinals after allowing just two hits in 4.0 scoreless innings with two strikeouts...became just the second Dodger to record a save in his first career relief appearance since Charlie Hough, who did so on August 12, 1970 at Pittsburgh
- Became the fourth South Korean-born Dodger and first native Korean pitcher to start a postseason game on Oct. 6, 2013 against the Braves in NLDS Game 3, allowing four runs in 3.0 innings in a no-decision
- Selected as a seven-time KBO All-Star after going 98-52 with a 2.80 ERA in 190 career games (181 starts) with Hanwha Eagles from 2006-12...tossed 27 complete games and eight shutouts in Korea...won two KBO Gold Glove Awards (2006, 2010)
- Has had success pitching internationally for Korea in the 2008 Olympics and 2009 World Baseball Classic...won a Gold Medal as a member of the South Korean team at the 2008 Beijing Olympics, going 2-0 with a 1.04 ERA in Olympic play...went 1-0 with a 2.57 ERA (2 ER/7.0 IP) in five games (two starts) in the 2009 World Baseball Classic, helping Team Korea to a silver medal
- Signed by Los Angeles on Dec. 12, 2012 after his posting by the Hanwha Eagles of the Korea Baseball Organization

YEAR-BY-YEAR

2017

- In his first full season since 2014 after recovering from shoulder surgery (2015-16) and elbow tendonitis (2016), he went 5-9 with one save and posted a 3.77 ERA in 25 games (24 starts)
- Struck out 116 batters against 45 walks in 126.2 innings...held opposing hitters to a .263 average, including a .240 mark against righties
- Made his first career relief appearance on May 25 against the Cardinals and collected his first career save after tossing 4.0 scoreless innings of relief with two strikeouts...became the second Dodger to record a save in his first career relief appearance since Charlie Hough, who did so on August 12, 1970 at Pittsburgh
- Pitched well following the All-Star break, going 2-3 with a 3.17 ERA (19 ER/54.0 IP) and holding hitters to a .240 average...ranked amongst NL starting pitchers (min. 50.0 IP) in ERA (10th), opponents' batting average (17th), and opponents' OPS (.708, 23rd) in the second half of the season
- Made two stints on the 10-day disabled list: placed on the DL from May 1-11 with a left hip contusion and again from July 1-24 with a left foot contusion

2016

- Began the season on the DL following his recovery from left shoulder surgery (May 21, 2015) and was reinstated on July 7, making his first start since Sept. 12, 2014...allowed six runs on eight hits in 4.2 innings and recorded the loss against the Padres
- Returned to the DL on July 19 and missed the rest of the season with elbow tendonitis
- Went a combined 1-2 with a 4.23 ERA (13 ER/27.2 IP) in eight rehab starts for Single-A Rancho Cucamonga and Triple-A Oklahoma City

2015

- Developed shoulder discomfort in spring training that eventually led to season-ending labral repair surgery on May 21, which was performed by Dr. Neal ElAttrache
- Made two Spring Training starts, allowing three runs (two earned) in 5.0 innings

2014

- Posted his second consecutive 14-win season, going 14-7 with a 3.38 ERA in 26 starts
- Posted a 4.79 strikeout-to-walk ratio (7th, NL), striking out 139 while walking only 29 in 152.0 innings, and averaged only 1.72 walks per 9.0 innings, the seventh-best mark in the NL
- Made his season debut on March 23 against the D-backs in Australia and picked up the win, allowing just two hits in 5.0 scoreless innings...started the Dodgers' North American opener on March 30 at San Diego and the club's home-opener on April 4 vs. San Francisco
- Started Game 3 of the NLDS at St. Louis, allowing just one run on five hits in 6.0 innings in a no-decision (eventual 3-1 loss)
- Placed on the DL from April 28-May 21 with left shoulder inflammation and from Aug. 14-30 with a right hip strain...did not make another regular season start following his Sept. 12 outing at San Francisco due to left shoulder irritation

2013

- Turned in an impressive first MLB season, going 14-8 with a 3.00 ERA in 30 starts
- Named to Baseball America's 2013 All-Rookie Team and ranked among the top big league rookies in wins (14, T-2nd), winning percentage (.636, T-3rd), ERA (3.00, 2nd), strikeouts (154, 4th), innings pitched (192.0, 1st) and starts (30, T-3rd)
- His 14 wins tied for third most by a Los Angeles rookie
- Made his MLB debut on April 2 vs. San Francisco, allowing three runs (one earned) in 6.1 innings and taking the loss (3-0)...picked up his first win in his second start, April 7 vs. Pittsburgh, with 6.1 innings of two-run ball in the Dodgers' 6-2 victory
- Tossed the first shutout of his career on May 28 against the Angels at Dodger Stadium, allowing just two hits and striking out seven in the Dodgers' 3-0 win
- Won six consecutive decisions from July 5-Aug. 13, going 6-0 with a 3.12 ERA (15 ER/43.1 IP) in seven starts during a career-best winning streak
- Made two postseason starts and became the first-ever Korean-born pitcher to start a playoff game, going 1-0 with a 3.60 ERA (4 ER/10.0 IP)

PERSONAL

Hyun-Jin Ryu...resides in Incheon, South Korea with wife Ji-Hyun Bae...received the Cultural Achievement Award from the Asia Society Korea Center for his contribution to US-Korea relations and mutual goodwill through sports in 2013...appointed as an honorary ambassador for the 2018 Pyeong Chang Olympic and Paralympic Winter Games...has a charity foundation in Korea, the HJ99 Foundation, which helps underprivileged youths play baseball...also released two pop singles this offseason in Korea with stars Hyuna and G.NA with the proceeds going to his foundation...joined other prominent public figures in delivering a speech at the 2014 Samsung "Passion Talk" series, which aims to provide guidance and advice to youngsters...signed by Los Angeles on Dec. 12, 2012 after his posting by the Hanwha Eagles of the Korea Baseball Organization

HYUN-JIN RYU'S CAREER PITCHING RECORD

Year	Team	W-L	ERA	G	GS	CG	SHO	SV	IP	H	R	ER	HR	HB	BB	SO	WP	BK	AVG
2006	Hanwha (KBO)	18-6	2.23	30	28	6	1	-	201.2	159	57	50	11	2	52	204	-	-	-
2007	Hanwha (KBO)	17-7	2.94	30	30	6	1	-	211.0	195	74	69	15	3	68	178	-	-	-
2008	Hanwha (KBO)	14-7	3.31	26	26	2	1	-	165.2	144	66	61	12	1	67	143	-	-	-
2009	Hanwha (KBO)	13-12	3.57	28	27	4	2	-	189.1	180	80	75	19	2	67	188	-	-	-
2010	Hanwha (KBO)	16-4	1.82	25	25	5	3	-	192.2	149	42	39	11	9	45	187	-	-	-
2011	Hanwha (KBO)	11-7	3.36	24	18	3	0	-	126.0	101	54	47	12	1	38	128	-	-	-
2012	Hanwha (KBO)	9-9	2.66	27	27	1	0	-	182.2	153	58	54	12	5	46	210	-	-	-
2013	LOS ANGELES	14-8	3.00	30	30	2	1	0	192.0	182	67	64	15	1	49	154	5	0	.252
2014	LOS ANGELES	14-7	3.38	26	26	0	0	0	152.0	152	60	57	8	3	29	139	2	0	.257
2015	LOS ANGELES								DNP-injured										
2016	LOS ANGELES	0-1	11.57	1	1	0	0	0	4.2	8	6	6	1	0	2	4	0	0	.364
2017	LOS ANGELES	5-9	3.77	25	24	0	0	1	126.2	128	58	53	22	4	45	116	4	1	.263
Major League-4 years		33-25	3.41	82	81	2	1	1	475.1	470	191	180	46	8	125	413	11	1	.258
Dodger Totals-4years		33-25	3.41	82	81	2	1	1	475.1	470	191	180	46	8	125	413	11	1	.258
KBO Totals-7 years		98-52	2.80	190	181	27	8	-	1269.0	1081	431	395	92	23	383	1238	-	-	-

HYUN-JIN RYU'S CAREER POSTSEASON PITCHING RECORD

Year	Team	W-L	ERA	G	GS	CG	SHO	SV	IP	H	R	ER	HR	HB	BB	SO	WP	BK
2013	NLDS: LA vs. ATL	0-0	12.00	1	1	0	0	0	3.0	6	4	4	0	0	1	1	0	0
	NLCS: LA vs. STL	1-0	0.00	1	1	0	0	0	7.0	3	0	0	0	0	1	4	0	0
2014	NLDS: LA vs. STL	0-0	1.50	1	1	0	0	0	6.0	5	1	1	1	0	1	4	0	0
Postseason Totals		1-0	2.81	3	3	0	0	0	16.0	14	5	5	1	0	3	9	0	0
LDS Totals		0-0	5.00	2	2	0	0	0	9.0	11	5	5	1	0	2	5	0	0
LCS Totals		1-0	0.00	1	1	0	0	0	7.0	3	0	0	0	0	1	4	0	0

HYUN-JIN RYU'S CAREER SINGLE-GAME BESTS

Low-Hit Complete Game:	2, May 28, 2013 vs. LAA	Most Strikeouts:	12, April 30, 2013 vs. COL
Most Innings Pitched - Starter:	9.0, May 28, 2013 vs. LAA	Most Walks:	6, May 11, 2017 at COL
Most Innings Pitched - Reliever:	4.0, May 25, 2017 vs. STL	Longest Winning Streak:	6 games, July 5-Aug. 13, 2013
Most Earned Runs Allowed:	7, July 8, 2014 at DET	Longest Losing Streak:	6 games, Sept. 12, 2014- April 24, 2017

HYUN-JIN RYU'S CAREER FIELDING RECORD


Position	PCT	G	PO	A	E	TC	DP
Pitcher	.978	82	18	69	2	89	8

CAREER TRANSACTIONS

- Signed by Los Angeles on Dec. 12, 2012 after his posting by the Hanwha Eagles of the KBO

DISABLED LIST

- April 28-May 21, 2014 (left shoulder inflammation)
- Aug. 14-Aug. 31, 2014 (right hip strain)
- March 27, 2015-end of season (left shoulder surgery)
- April 3-July 7, 2016 (recovery from left shoulder surgery)
- July 19, 2016-end of season (left elbow tendinitis)
- May 1-11, 2017 (left hip contusion)
- July 4-24, 2017 (left foot contusion)



DENNIS SANTANA

RHP | 77
@DennisSantanaRD

Bats: Right **Throws:** Right
Height: 6-4 **Weight:** 200
Opening Day Age: 21
Born: April 12, 1996 in San Pedro De Macoris, DR
Resides: San Pedro De Macoris, DR
Acquired: signed as a free agent on May 27, 2015
ML Service: 0.000




CAREER HIGHLIGHTS

- 21-year-old right-hander enters his fifth professional season and his first big league camp after being added to the 40-man roster on November 20, 2017
- In 82 career games (47 starts), he has posted a 17-22 record with a 3.75 ERA and has struck out 343 batters against 154 walks in 311.2 innings over four minor league seasons with the Dodger organization
- Has held opposing hitters to a .231 career average, including a .209 mark against righties
- As a starter he has posted an 8-19 record in 47 starts with a 4.53 ERA (107 ER/212.2 IP), while going 9-3 with a 2.09 ERA (23 ER/99.0 IP) in 35 career relief appearances
- Honored as a Single-A California League mid-season All-Star with Rancho Cucamonga in 2017 and Single-A Midwest League mid-season All-Star with Great Lakes in 2016
- Converted from a shortstop to a pitcher following the 2013 season after posting a .198 batting average with four doubles, two homers and 25 RBI in 56 games in his first professional season
- Signed by the Dodgers as a non-drafted free agent on March 12, 2013

YEAR-BY-YEAR

2017

- Split time between Single-A Rancho Cucamonga and Double-A Tulsa, combining to go 8-7 with a 4.11 ERA and striking out 129 batters against 45 walks in 118.1 innings in 24 games (21 starts)
- Began the season with the Quakes and earned a California League All-Star selection after going 5-6 with a 3.57 ERA in 17 games (14 starts)...struck out 92 batters against just 22 walks in 85.2 innings

- Promoted to Tulsa on July 20 and went 3-1 with a 5.57 ERA in seven starts for the Drillers, while also leading the club to the Texas League championship...in the playoffs, he went 1-1 and tossed 13.0 scoreless innings in two starts and held hitters to a .184 average, while also striking out 18 batters against just three walks
- Added to the 40-man on Nov. 20

2016

- Spent the entire season with Single-A Great Lakes, going 5-9 with a 3.07 ERA and held hitters to a .209 average in 25 games (14 starts)...struck out 124 batters against 56 walks in 111.1 innings
- As a starter he went 1-7 with a 2.97 ERA (23 ER/69.2 IP) in 14 starts, while going 4-2 with a 3.24 ERA (15 ER/41.2 IP) in 11 relief appearances
- Selected to the Midwest League mid-season All-Star team

2015

- Combined to go 2-5 with a 6.42 ERA (34 ER/47.2 IP) with Rookie-level AZL Dodgers and Rookie-level Ogden in 13 games (11 starts)
- Struck out 52 batters against 38 walks in 47.2 innings

2014

- Converted from shortstop to pitcher and made his pro debut on the mound with Rookie-level DSL Dodgers, going 2-1 with a 1.05 ERA (4 ER/34.1 IP) in 20 games (one start)
- Held hitters to a .156 average and posted a 0.99 WHIP...struck out 38 batters against 15 walks and allowed just one home run over 34.1 innings

2013

- In his first professional season, he hit .198 (34-for-172) with four doubles, two homers and 25 RBI in 56 games with the Rookie-level DSL Dodgers

PERSONAL

Dennis Anfernee Santana...resides in San Pedro De Macoris, Dominican Republic...was first scouted at the age of 13 while playing in the Miramar League tournament in the Dominican Republic...during the tournament in 2009, he hit .590 with two home runs and 17 RBI in 10 games...led his team to the finals after finishing second in batting, first in runs scored and was later selected to the Dominican Republic's junior national team...signed by Los Angeles as a free agent in 2012 and signed by scouts Elvio Jimenez, Patrick Guerrero and Bob Engle.

DENNIS SANTANA'S CAREER PITCHING RECORD

Year	Team	W-L	ERA	G	GS	CG	SHO	SV	IP	H	R	ER	HR	HB	BB	SO	WP	BK	AVG
2014	DSL Dodgers	2-1	1.05	20	1	0	0	4	34.1	19	7	4	1	1	15	38	5	1	.156
2015	AZL Dodgers	2-1	2.42	6	4	1	0	0	26.0	13	13	7	1	2	17	34	5	0	.144
	Ogden	0-4	11.22	7	7	0	0	0	21.2	35	29	27	3	0	21	18	8	2	.361
2016	Great Lakes	5-9	3.07	25	14	0	0	0	111.1	84	51	38	2	5	56	124	11	3	.209
2017	Tulsa	3-1	5.51	7	7	0	0	0	32.2	32	23	20	2	3	23	37	2	0	.256
	Rancho Cucamonga	5-6	3.57	17	14	0	0	0	85.2	87	44	34	5	11	22	92	7	1	.262
Minor League-4 years		17-22	3.75	82	47	1	0	4	311.2	270	167	130	14	22	154	343	38	7	.231

CAREER TRANSACTIONS

- Signed as a free agent by the Dodgers on March 12, 2013

DISABLED LIST

- Has not been on the disabled list in the Major Leagues

FANS WRITE IN GARVEY TO ALL-STAR TEAM

In 1974, first baseman Steve Garvey became the only Dodger to be elected to the All-Star Game as a write-in candidate. Garvey's name didn't appear on the ballot at the beginning of the season, but a .338 batting average through May gained national attention. Garvey went 2-for-4 with a double and RBI in the National League's 7-2 victory over the American League at Pittsburgh's Three Rivers Stadium. Garvey was named All-Star Game MVP, an honor he would also win in 1978.



COREY SEAGER

IF | 5

@CoreySeager_5



Bats: Left **Throws:** Right
Height: 6-4 **Weight:** 220
Opening Day Age: 23
Born: April 27, 1994 in Charlotte, NC
Resides: Kannapolis, NC
Acquired: Selected in the first round (18th overall) in 2012 Draft
ML Service: 2.032
MLB Debut: Sept. 3, 2015



SEAGER

CAREER HIGHLIGHTS

- The two-time All-Star and 2016 National League Rookie of the Year enters his fourth big league season following a solid 2017 campaign hitting .295 with 33 doubles, 22 home runs and 77 RBI in 145 games...also earned a Silver Slugger Award for the second consecutive season
- In 329 big-league games over three seasons (2015-17), he has posted a .305/.374/.502 slashline with 207 runs, 81 doubles, six triples, 52 home runs and 166 RBI
- Unanimously voted as the National League's 2016 Rookie of the Year and finished third in the NL MVP voting in 2016 after completing the season ranked among the NL leaders in hits (193, 2nd), runs (105, 5th), doubles (40, 7th), multi-hit games (57, T-2nd), extra-base hits (71, 7th), total bases (321, 4th), batting average (.308, 7th) and slugging percentage (.512, 10th)...established Los Angeles rookie records in hits, runs and doubles...also recognized by The Sporting News and Baseball America the publications' Rookie of the Year
- Became the first Dodger since Jackie Robinson (1947-48) to collect 30 doubles in each of his first two big league seasons, recording 40 in 2016 and 33 in 2017
- His 26 homers in 2016 established a Dodger record for a shortstop, breaking the previous record of 22, held by Glenn Wright (1930)...his 52 career home runs as a shortstop is the most in LA Dodger history and second in franchise history to Pee Wee Reese (122)
- Made his Major League debut on Sept. 3, 2015 as the starting shortstop at San Diego and picked up his first hit in his second at-bat with a double off Colin Rea
- Hit his first big league home run on Sept. 12, 2015 at Arizona with a solo shot off Josh Collmenter
- Honored at nearly every stop during his four-year minor league career, earning a selection to the 2014 Futures Game and recognition as a Baseball America Minor League All-Star in both 2014 and 2015...posted a .307/.368/.523 slashline with 62 homers and 278 RBI in 390 minor league games from 2012-15
- Selected by the Dodgers in the first round (18th overall) of the 2012 First-Year Player Draft out of Northwest Cabarrus High School (NC)

AWARDS



All-Star
(2: 2016, '17)



Silver Slugger
(2: 2016, '17)



Rookie of the Year
(2016)

YEAR-BY-YEAR

2017

- Posted a .295/.375/.479 slashline with 85 runs, 33 doubles and 22 home runs, while also recording career-highs in RBI (77) and walks (67) in 145 games
- Ranked among the top 20 in the National League in hits (159, T-14th), multi-hit games (42, T-16th), OBP (16th), batting average (18th) and doubles (T-19th)...according to Fangraphs.com, his 5.7 WAR ranked seventh best in the NL, which was also best on the team
- Recognized with his second consecutive Silver Slugger Award after leading National League shortstops in runs (4th ML), hits (T-4th ML), doubles (T-5th ML) and walks (1st ML), while ranking second in batting average, OBP and SLG and is third in RBI and home runs
- His .361 (39-for-108) batting average with runners in scoring position ranked eighth in the NL, while his .329 (71-for-216) average with runners on base ranked 14th in the senior circuit
- His .325 batting average (55-for-169) against left-handers ranked 11th best in the National League
- Selected to the National League All-Star team for the second consecutive season...also finished 17th in the NL MVP voting
- Posted a .301/.382/.507 slashline with 20 doubles, 12 homers and 41 RBI in 73 games at Dodger Stadium...ranked top 20 in the NL in doubles (20, T-9th), hits (82, 12th), runs (50, T-13th), SLG (19th), batting average (20th) and OBP (20th) at home

- On June 20 vs. New York-NL, ripped his second-career three home run game and established a new career-best with six RBI...on June 11 vs. Cincinnati, he stroked his first career grand slam homer off of Raisel Iglesias
- Went 9-for-38 (.237) with one double, one triple, one home run and six RBI in 10 Postseason games...missed the NLCS vs. Chicago due to a low back sprain

2016

- Unanimously awarded the National League's Rookie of the Year and selected as an All-Star in his first big-league season...was the Dodgers' 17th Rookie of the Year and the 21st player overall to win the award by unanimous vote
- Was also a finalist and finished third in the MVP voting...recognized with a Silver Slugger Award, the Players Choice Award for Outstanding NL Rookie and by both The Sporting News (NL) and Baseball America (MLB) as the publications' Rookie of the Year
- Finished the season ranked among the NL leaders in hits (193, 2nd), runs (105, 5th), doubles (40, 7th), multi-hit games (57, T-2nd), extra-base hits (71, 7th), total bases (321, 4th), batting average (.308, 7th) and slugging percentage (.512, 10th)... according to Stats, LLC, is just the fourth rookie in the divisional era (since 1969) to rank in the NL's Top 10 in batting average and slugging percentage, joining Dusty Baker (1972, ATL), Mike Piazza (1993, LA) and Albert Pujols (2001, STL)
- His 26 homers established a Dodger record for a shortstop, breaking the previous record of 22, held by Glenn Wright (1930)...joined with his brother Kyle (30 HR) to become the first set of brothers with 25+ homers each in the same season
- His 193 hits were the most by a big-league rookie since 2001, when Albert Pujols had 194 hits and Ichiro Suzuki knocked 242
- Established Los Angeles rookie records in hits, runs and doubles, while ranking among the club rookie single-season leaders in homers (T-2nd), RBI (6th), average (2nd), on-base percentage (2nd) and slugging percentage (3rd)
- Topped Major League rookies in games played, hits, runs, doubles, RBI (T-1st), multi-hit games (57) and walks (54), while ranking second with 26 homers
- Batted .295 with RISP (33-for-112) and hit .333 with runners on base (85-for-255, 7th NL)
- Posted a .334/391/557 slashline vs. right-handers, going 144-for-431 with 21 of his 26 home runs...his average vs. RHP was the fourth-best in MLB
- Named to the National League All-Star team and participated in the HR Derby, becoming the youngest position player to be honored as an All-Star in franchise history at 22 years, 69 days old (previous: Pete Reiser: 22 years, 113 days) and the third-youngest Dodger All-Star overall (at the time of their first selection), behind only Fernando Valenzuela and Ralph Branca
- Posted the second-longest hitting streak by a rookie in Los Angeles history with a 19-game run from June 16-July 6, behind only Tommy Davis' 20-game run from July 30-Aug. 20, 1960...batted .392 (31-for-79) with 10 doubles, two triples, two homers and five RBI
- Named NL's June Rookie of the Month
- On June 3 vs. Atlanta, launched three solo home runs for his first career three-homer game, becoming the first Dodger rookie to do so...he also was the first rookie shortstop in MLB history to have a three-homer game and the sixth youngest player overall to accomplish the feat
- Blasted first-inning homers in Games 1 and 2 of the NLDS at Washington and went 9-for-44 (.205) with a double, two homers and four RBI in 11 postseason games

2015

- Had his contract selected by the Dodgers on Sept. 3 and batted .337 with a .425 on-base percentage, eight doubles, a triple, four homers and 17 RBI in 27 September games...reached base safely in 24 of 25 starts...reached base safely in the first 21 starts of his career, becoming the first Los Angeles Dodger to do so
- Made his Major League debut on Sept. 3 as the starting shortstop at San Diego, going 2-for-4 with a double and two RBI...picked up his first hit in his second at-bat with a double off Colin Rea
- Hit his first big league home run on Sept. 12 at Arizona with a solo shot off Josh Collmenter
- Reached base safely in nine consecutive plate appearances Sept. 10-11 at Arizona, becoming the first Los Angeles rookie ever to accomplish the feat (Source - Elias Sports Bureau)
- Appeared in all five of the Dodgers' NLDS games against the Mets, starting four games at shortstop, and went 3-for-16 with a double (.188)
- Combined to hit .293 with 37 doubles, 18 home runs and 76 RBI in 125 minor league games with Double-A Tulsa and Triple-A Oklahoma City, earning a selection to Baseball America's 2015 Minor League All-Star Team and as the publication's Triple-A Player of the Year...was named a midseason Pacific Coast League All-Star
- Entered the season rated as the Dodgers' No. 1 prospect and as the seventh-best overall prospect by MLB.com

2014

- Named the Dodgers' Branch Rickey Minor League Co-Player of the Year, appeared in the XM All-Star Futures Game, and named to Baseball America's Minor League All-Star Team, combining to hit .349 with 20 homers and 97 RBI in 118 games with Single-A Rancho Cucamonga and Double-A Chattanooga...posted a .402 combined on-base percentage and a .602 slugging percentage
- Also selected as Baseball America's Single-A Classification Player of the Year, honored as the 2014 California League's Most Valuable Player and voted as a mid- and post-season All-Star...led the league in doubles (34), total bases (207), extra-base hits (54), slugging percentage (.633) and OPS (1.044) at the time of his promotion to Double-A (July 17)

- Played in the Arizona Fall League for the Glendale Desert Dogs, earning a selection to the league's All-Prospect Team and starting at shortstop in the league's Rising Stars Game

2013

- Combined to hit .269 with 16 home runs and 72 RBI in 101 games with Single-A Great Lakes and Rancho Cucamonga in his first full professional season
- Following the season, played for the Glendale Desert Dogs of the Arizona Fall League and earned a selection to the league's Rising Stars Game

2012

- Appeared in 46 games with Rookie-level Ogden in his first professional season after signing with Los Angeles on June 30...hit .309 with a .383 on-base percentage, nine doubles, eight homers and 33 RBI

PERSONAL

Corey Drew Seager...named the Gatorade 2012 Player of the Year in North Carolina and a Baseball America First-Team All-American after batting .519 with 10 homers, 37 RBI, 13 stolen bases, a .664 on-base percentage and a 1.062 slugging percentage for Northwest Cabarrus High School during his senior season...named as one of three team captains on the 2010 USA Baseball 16-and-under National Team, batting .514 with a home run and 12 RBI while earning All-Tournament honors and helping lead the team to a gold medal at the Pan-American Games in Mexico...his oldest brother, Kyle, was a third-round pick of the Seattle Mariners in 2009... middle brother, Justin, was also drafted by the Mariners, while his father, Jeff, played at Farleigh Dickinson University in New Jersey... selected by the Dodgers in the first round (18th overall) of the 2012 First-Year Player Draft and signed by Dodger scout Lon Joyce.

COREY SEAGER'S CAREER BATTING RECORD

Year	Team	AVG	G	AB	R	H	2B	3B	HR	RBI	SH	SF	HBP	BB	SO	SB	CS	OBP	SLG	E
2012	Ogden	.309	46	175	34	54	9	2	8	33	1	3	2	21	33	8	2	.383	.520	17
2013	Rancho Cucamonga	.160	27	100	10	16	2	1	4	15	0	2	0	12	31	1	0	.246	.320	8
	Great Lakes	.309	74	272	45	84	18	3	12	57	1	2	3	34	58	9	4	.389	.529	11
2014	Chattanooga	.345	38	148	28	51	16	3	2	27	1	2	0	10	39	1	1	.381	.534	10
	Rancho Cucamonga	.352	80	327	61	115	34	2	18	70	0	3	5	30	76	5	1	.411	.633	12
2015	LOS ANGELES	.337	27	98	17	33	8	1	4	17	0	0	1	14	19	2	0	.425	.561	5
	Oklahoma City	.278	105	421	64	117	30	2	13	61	0	6	5	32	65	3	0	.332	.451	13
	Tulsa	.375	20	80	17	30	7	1	5	15	0	1	0	5	11	1	1	.407	.675	2
2016	LOS ANGELES	.308	157	627	105	193	40	5	26	72	0	2	4	54	133	3	3	.365	.512	18
	LOS ANGELES	.295	145	539	85	159	33	0	22	77	0	3	4	67	131	4	2	.375	.479	11
Major League-3 year		.305	329	1264	207	385	81	6	52	166	0	5	9	135	283	9	5	.374	.502	34
Dodger Totals-3 year		.305	329	1264	207	385	81	6	52	166	0	5	9	135	283	9	5	.374	.502	34
Minor League-4 years		.307	390	1523	259	467	116	14	62	278	3	19	15	144	313	28	9	.368	.523	73

COREY SEAGER'S CAREER POSTSEASON BATTING RECORD

Year	Team	AVG	G	AB	R	H	2B	3B	HR	RBI	SH	SF	HP	BB	SO	SB	CS	OBP	SLG
2015	NLDS: LAD vs. NYM	.188	5	16	2	3	1	0	0	0	0	0	0	1	8	0	0	.235	.250
2016	NLDS: LAD vs. WAS	.130	5	23	3	3	1	0	2	3	0	0	0	6	0	0	0	.130	.435
	NLCS: LAD vs. ChC	.286	6	21	0	6	0	0	0	1	0	0	1	2	7	0	0	.375	.286
2017	NLDS: LAD vs. ARI	.273	3	11	3	3	0	1	0	2	0	0	0	4	3	1	0	.467	.455
	WS: LAD vs. HOU	.222	7	27	4	6	1	0	1	4	0	1	0	3	9	0	0	.290	.370
Postseason Totals		.214	26	98	12	21	3	1	3	10	0	1	1	10	33	1	0	.291	.357
LDS Totals		.180	13	50	8	9	2	1	2	5	0	0	0	5	17	1	0	.255	.380
LCS Totals		.286	6	21	0	6	0	0	0	1	0	0	1	2	7	0	0	.375	.286
WS Totals		.222	7	27	4	6	1	0	1	4	0	1	0	3	9	0	0	.290	.370

COREY SEAGER'S CAREER SINGLE-GAME BESTS

Most Hits:	4 (5x), last: June 20, 2017 vs. NYM	Most Stolen Bases:	1 (9x), last: Sept. 11, 2017 at SF
Most RBI:	6, June 20, 2017 vs. NYM	Most Walks:	3 (5x), last: June 17, 2017 at CIN
Most Home Runs:	3 (2x), last: June 20, 2017 vs. NYM	Longest Hitting Streak:	19 games, June 16-July 6, 2016
Most Runs Scored:	3 (5x), last: June 20, 2017 vs. NYM	Grand Slams:	1, June 11, 2017 vs. CIN (Iglesias)

COREY SEAGER'S CAREER FIELDING RECORD


Position	PCT	G	PO	A	E	TC	DP
Shortstop	.971	314	403	750	34	1187	156
Third Base	1.000	6	1	11	0	12	1

CAREER TRANSACTIONS

- Selected by Los Angeles in the first round (18th overall) of the 2012 First-Year Player Draft

DISABLED LIST

- Has not been on the disabled list in the Major Leagues



ROB SEGEDIN IF/OF | 25
@RobSegedin25

Bats: Right **Throws:** Right
Height: 6-2 **Weight:** 225
Opening Day Age: 29
Born: Nov. 10, 1988 in Old Tappan, NJ
Resides: Old Tappan, NJ
Acquired: In a trade with New York-AL on Jan. 12, 2016
ML Service: 1.038
MLB Debut: Aug. 7, 2016




CAREER HIGHLIGHTS

- 29-year-old power-hitting utility player enters his third season with the Dodgers after an injury-laden 2017 season in which he hit .200 with two doubles and an RBI in just 13 games
- Over two big league seasons with Los Angeles, he has hit .226 (21-for-93) with four doubles, one triple, two homers and 13 RBI in 53 career games
- Made his Major League debut on Aug. 7, 2016 against the Red Sox, making the start at left field and recording his first big league hit with a two-run double in the fourth inning off of David Price...finished the game with four RBI, which is the most ever by a Dodger in their MLB debut since Packy Rogers, who drove in three runs on July 12, 1938 against the Giants in his debut
- Blasted his first big league home run on August 22, 2016 at Cincinnati, with a solo shot off of Josh Smith
- Was a member of Team Italy in the 2017 World Baseball Classic, appearing in all four games with the club and hitting .231 (3-for-13) with three runs, one double, one home run and two RBI
- Has a career .282 average with 63 homers and 315 RBI in 588 minor league games in eight seasons with the Yankees' (2010-15) and Dodgers' (2016-17) organizations
- Has appeared primarily at third base in the field (333 games), but has also seen action at first base (93 games), second base (one game), shortstop (one game), left field (53 games) and right field (66 games) in the minor leagues
- Selected as a 2016 mid- and post-season Triple-A Pacific Coast League All-Star after leading the league in slugging percentage...also honored as a 2012 Single-A Florida State League All-Star
- Originally selected by the Yankees in the third round of the 2010 First-Year Player Draft out of Tulane University...acquired by the Dodgers on January 12, 2016 in exchange for infielder Ronald Torreyes and left-handed pitcher Tyler Olson

YEAR-BY-YEAR

2017

- Appeared in just 13 games with Los Angeles in an injury-laden season, hitting .200 (4-for-20) with two doubles and one RBI
- Placed on the 10-day disabled list with a right great toe strain on April 19 and was transferred to the 60-day DL on June 2...reinstated on Aug. 15 from the 60-day DL
- Combined to play in 27 games with Rookie-level AZL Dodgers and Triple-A Oklahoma City, hitting .320 with seven doubles, four home runs and 16 RBI along with a .862 OPS
- Prior to the beginning of the season, was a member of Team Italy in the World Baseball Classic, appearing in all four games with the club and hitting .231 (3-for-13) with three runs, one double, one home run and two RBI

2016

- Finished the season in the Majors after making his MLB debut on Aug. 7, batting .233 with two doubles, a triple, two homers and 12 RBI in 40 games with Los Angeles
- Appeared in six games (five starts) at third base, seven games (three starts) at left field, nine games (three starts) at first base and seven games (six starts) at right field this season with Los Angeles

- Made his Major League debut on Aug. 7 against the Red Sox, making the start at left field and recording his first big league hit with a two-run double in the fourth inning off of David Price...finished the game going 2-for-3 with four RBI, which is the most runs driven in ever by a Dodger in their MLB debut since Packy Rogers, who drove in three runs on July 12, 1938 against the Giants in his debut
- Blasted his first big league homer on August 22 at Cincinnati, with a solo shot off of Josh Smith
- With Triple-A Oklahoma City, posted a .319/.392/.598 slashline with 23 doubles, nine triples, 21 homers and 69 RBI in 103 games...selected as Pacific Coast League mid- and post-season All-Star, after leading the PCL in slugging percentage and OPS (.989), while ranking among the league leaders in triples (T-5th), home runs (T-9th) and on-base percentage (4th)...also honored as MiLB.com Dodgers Organizational All-Star
- Acquired by the Dodgers from the Yankees on Jan. 12 in exchange for INF Ronald Torreyes and LHP Tyler Olson

2015

- Split the season between Double-A Trenton and Triple-A Scranton/Wilkes-Barre, batting .287 with seven home runs and 34 RBI in 71 games
- In the field, combined to appear in 40 games at first base, 20 games at third base and one game in left field

2014

- Hit .256 with 23 doubles, a triple, nine homers and 60 RBI in 113 combined games with Double-A Trenton and Triple-A Scranton/Wilkes-Barre
- Spent majority of the season with Trenton, appearing in 92 games and posting a .283/.398/.428 slashline with 21 doubles, eight homers and 49 RBI...ranked second in the Eastern League in on-base percentage

2013

- Appeared in 18 games with Double-A Trenton, hitting .338 (24-for-71) with 10 doubles, three homers and 17 RBI along with a .390 on-base percentage and .606 slugging percentage before being placed on season-ending DL due to a torn labrum in his hip

2012

- Split the season with Trenton and Single-A Tampa, where he was selected as a mid-season Florida State League All-Star...combined to hit .257 with 27 doubles, a triple, 10 homers and 54 RBI in 121 games

2011

- Appeared in a combined 113 games with Single-A Charleston and Single-A Tampa, hitting .287 with 19 doubles, four triples, seven home runs and 55 RBI

2010

- In his first professional season, he hit .244 with six doubles, a triple, two homers and 10 RBI in 22 combined games with Rookie-level GCL Yankees and Single-A Staten Island

PERSONAL

Robert Mitchell Segedin...he and his wife, Robin, have one son, Robinson Marley, and one daughter, Roselily Meadow...played baseball for three seasons at Tulane (2007-08, '10)...played high school baseball at Northern Valley in New Jersey, graduating Magna Cum Laude...selected by the Yankees in the third round of the 2010 First-Year Player Draft.

ROB SEGEDIN'S CAREER BATTING RECORD

Year	Team	AVG	G	AB	R	H	2B	3B	HR	RBI	SH	SF	HBP	BB	SO	SB	CS	OBP	SLG	E
2010	GCL Yankees	.250	2	8	3	2	0	0	1	3	0	0	1	0	1	0	0	.333	.625	1
	Staten Island	.243	20	70	13	17	6	1	1	7	0	0	1	7	7	0	1	.321	.400	3
2011	Charleston	.323	61	226	33	73	15	3	5	34	0	4	7	23	39	3	2	.396	.482	16
	Tampa	.245	52	188	32	46	4	1	2	21	1	0	3	15	40	4	1	.311	.309	9
2012	Tampa	.297	73	290	44	86	21	1	7	41	0	4	3	29	53	9	4	.362	.448	14
	Trenton	.188	48	165	16	31	6	0	3	13	0	2	2	13	33	0	0	.253	.279	7
2013	Trenton	.338	18	71	16	24	10	0	3	17	0	3	2	6	18	0	1	.390	.606	9
2014	Scranton	.143	21	77	7	11	2	0	1	11	0	3	1	4	14	0	0	.188	.208	1
	Trenton	.283	92	325	46	92	21	1	8	49	0	4	13	52	60	1	0	.398	.428	11
2015	Scranton	.278	46	162	24	45	8	1	4	15	1	0	3	15	34	2	0	.350	.414	3
	Trenton	.303	25	89	8	27	4	0	3	19	0	2	1	11	17	1	1	.379	.449	1
2016	LOS ANGELES	.233	40	73	9	17	2	1	2	12	0	2	2	6	22	0	0	.301	.370	1
	Oklahoma City	.319	103	373	71	119	23	9	21	69	0	4	7	40	81	3	4	.392	.598	7
2017	LOS ANGELES	.200	13	20	3	4	2	0	0	1	0	0	0	0	7	0	0	.200	.300	0
	Oklahoma City	.320	25	97	13	31	7	0	4	15	0	0	0	4	16	0	1	.347	.515	4
	AZL Dodgers	.333	2	3	1	1	0	0	0	1	0	0	0	1	0	0	0	.500	.333	0
Major League-2 year		.226	53	93	12	21	4	1	2	13	0	2	2	6	29	0	0	.282	.355	1
Dodger Totals-2 year		.226	53	93	12	21	4	1	2	13	0	2	2	6	29	0	0	.282	.355	1
Minor League-8 years		.282	588	2144	327	605	127	17	63	315	2	26	44	220	413	23	15	.357	.445	76

ROB SEGEDIN'S CAREER SINGLE-GAME BESTS

Most Hits:	2 (5x), last: Sept. 25, 2017 vs. SD	Most Stolen Bases:	None
Most RBI:	4, Aug. 7, 2016 vs. BOS	Most Walks:	1 (6x), last: Sept. 29, 2016 at SD
Most Home Runs:	1 (2x), last: Aug. 23, 2016 vs. SF	Longest Hitting Streak:	3, Aug. 13-16, 2016
Most Runs Scored:	2, Sept. 29, 2016 at SD	Grand Slams:	None

ROB SEGEDIN'S CAREER FIELDING RECORD

Position	PCT	G	PO	A	E	TC	DP
First Base	.982	15	53	1	1	55	6
Third Base	1.000	11	5	9	0	14	0
Outfield	1.000	14	19	0	0	19	0

CAREER TRANSACTIONS

- Drafted by the New York Yankees in the 3rd round of the 2010 amateur draft
- Jan. 12, 2016: Acquired by Los Angeles from New York-AL with cash for Tyler Olson and Ronald Torreyes

DISABLED LIST

- April 19- Aug. 15, 2017 (right great toe strain)



BROCK STEWART

RHP | 48
@Brock_A_Stewart

Bats: Left **Throws:** Right
Height: 6-3 **Weight:** 210
Opening Day Age: 26
Born: Oct. 3, 1991 in Normal, IL
Resides: Normal, IL
Acquired: Selected in the sixth round of the 2014 First-Year Player Draft
ML Service: 1.007
MLB Debut: June 29, 2016




STEWART
CAREER HIGHLIGHTS

- 26-year-old right-hander enters his third season with the Dodgers following an injury-laden 2017 season in which he was just limited to 17 games (four starts) with Los Angeles
- In 24 career big league games (nine starts), he has gone 2-2 with one save and has posted a 4.48 ERA over two seasons with the Dodgers...has struck out 54 batters against 31 walks in 62.1 innings, while holding hitters to a .257 average
- In nine career starts he has gone 2-2 with a 5.97 ERA (25 ER/37.2 IP), while collecting one save and posting a 2.19 ERA (6 ER/24.2 IP) in 15 relief appearances
- Became the first Dodger since Hideo Nomo in 1995 to begin the year in Single-A and start in a Major League game in the same season in 2016
- Had his contract selected on June 29, 2016 and made his Major League debut that day, allowing five runs on eight hits in 5.0 innings and recording the loss at Milwaukee
- Collected his first big league win on Sept. 7, 2016 against Arizona, allowing just one run on five hits in 5.0 innings of work
- Recorded his first big league save on June 20, 2017 against New York (NL), pitching 3.0 scoreless innings with four strikeouts and a walk
- In four minor league seasons with the Dodger organization, he has posted a 16-14 record with a 3.12 ERA in 69 career games (47 starts) and has limited the opposition to a .246 batting average
- During the course of his minor league career, he has posted 10.00 strikeout per nine innings and a 4.73 strikeout-to-walk ratio, striking out 303 batters against just 64 walks in 274.0 innings
- Named the Dodgers' 2016 Branch Rickey Minor League Pitcher of the Year and to Baseball America's Minor League All-Star Team after combining to go 9-4 with a 1.79 ERA, a .200 opponents' batting average and a 0.88 WHIP in 21 starts at Single-A Rancho Cucamonga, Double-A Tulsa and Triple-A Oklahoma City...also selected as a Texas League All-Star
- Selected by the Dodgers in the sixth round of the 2014 First-Year Player Draft out of Illinois State University

YEAR-BY-YEAR

2017

- Appeared in 17 games (four starts) over five stints with the Dodgers, collecting one save, posting a 3.41 ERA (13 ER/34.1 IP) and striking out 29 batters against 19 walks in 34.1 innings
- Held hitters to a .226 average and has been effective against hitters from both sides of the plate, limiting righties to a .217 mark and holding lefties to a .236 average
- As a starter he posted a 5.27 ERA (8 ER/13.2 IP) in four start, while recording a save and posting a 2.18 ERA (5 ER/20.2 IP) in 13 relief appearances
- Picked up his first big league save on June 20 against New York (NL), pitching 3.0 scoreless innings with four strikeouts and a walk
- Made a combined six starts with Single-A Rancho Cucamonga and Triple-A Oklahoma City, going 0-2 with a 4.08 ERA (8 ER/17.2 IP) and struck out 26 batters against four walks in 17.2 innings
- Started the season on the 10-day disabled list (March 30) with right shoulder tendinitis and was transferred to the 60-day DL on May 29...reinstated from the DL on June 7

2016

- Saw his first big league action in five stints with Los Angeles, going 2-2 with a 5.79 ERA (18 ER/28.0 IP), and became the first Dodger since Hideo Nomo in 1995 to begin the year in Single-A and start in a Major League game in the same season
- Took the loss in his MLB debut on June 29 at Milwaukee, allowing five runs on eight hits in 5.0 innings, while striking out seven batters in a 7-0 Dodger defeat
- Recorded his first big league victory on Sept. 7 against Arizona, allowing just one run on five hits in 5.0 innings of work
- Named the Dodgers' Branch Rickey Minor League Pitcher of the Year and to Baseball America's Minor League All-Star Team after combining to go 9-4 with a 1.79 ERA, a .200 opponents' batting average and a 0.88 WHIP in 21 starts at Single-A Rancho Cucamonga, Double-A Tulsa and Triple-A Oklahoma City
- In the minors, struck out 129 batters against just 19 walks in a combined 121.0 innings, averaging 9.6 strikeouts per nine innings and posting a 6.79 strikeout-to-walk ratio
- In all of minor league baseball, ranked among all qualifying pitchers in WHIP (4th), ERA (6th) and opponents' batting average (15th)
- Opened the season with Rancho Cucamonga (two starts) and was named California League Pitcher of the Week for the period ending April 17...promoted to Tulsa on April 15 (10 starts) and was selected to the Texas League mid-season All-Star team, but did not participate in the game due to his promotion to Oklahoma City on June 10...made nine starts for the OKC Dodgers

2015

- Split time between Single-A Great Lakes and Single-A Advanced Rancho Cucamonga, combining to go 4-6 with a 4.46 ERA in 25 games (19 starts)...struck out 103 batters against just 24 walks in a combined 101.0 innings

2014

- In his first professional season, he appeared in 17 games (one start) with Rookie-advanced Ogden, going 3-2 with a 3.41 ERA (13 ER/34.1 IP)...struck out 45 against 17 walks in 34.1 innings

PERSONAL

Brock Allen Stewart...played four years of college ball at Illinois State, where he pitched and also played infield during his career...made just 12 pitching appearances in college (one start), appearing in one game as a sophomore and 11 (one start) as a senior, going 3-2 with a 2.36 ERA and limiting opponents to a .198 batting average...combined to hit .266 with 11 homers and 82 RBI in 123 collegiate games...attended Normal West (IL) High School...was an all-conference and all-state selection as a senior, but set a school single-season record by batting .506 as a junior...selected by the Mets out of high school in the 40th round of the 2010 draft, but did not sign...his father Jeff used to be the baseball coach at Illinois State and is currently a pro scout for the Rays...selected by the Dodgers in the sixth round of the 2014 First-Year Player Draft and signed by scout Chet Sergio.

BROCK STEWART'S CAREER PITCHING RECORD

Year	Team	W-L	ERA	G	GS	CG	SHO	SV	IP	H	R	ER	HR	HB	BB	SO	WP	BK	AVG
2014	Ogden	3-2	3.41	17	1	7	0	3	34.1	36	20	13	1	2	17	45	10	0	.259
2015	Great Lakes	2-2	2.84	7	7	0	0	0	38.0	38	13	12	4	1	6	38	4	0	.262
	Rancho Cucamonga	2-4	5.43	18	12	0	0	0	63.0	75	39	38	6	4	18	65	3	1	.291
2016	LOS ANGELES	2-2	5.79	7	5	0	0	0	28.0	33	18	18	7	0	12	25	0	0	.292
	Rancho Cucamonga	2-0	0.82	2	2	0	0	0	11.0	5	1	1	0	0	2	10	1	0	.135
	Oklahoma City	4-0	2.49	9	9	0	0	0	50.2	41	14	14	4	0	6	54	0	0	.217
	Tulsa	3-4	1.37	10	10	1	0	0	59.1	41	12	9	0	2	11	65	1	0	.196
2017	LOS ANGELES	0-0	3.41	17	4	0	0	1	34.1	28	18	13	4	1	19	29	0	0	.226
	Oklahoma City	0-1	3.12	5	5	0	0	0	17.1	19	6	6	2	1	3	25	0	0	.279
	Rancho Cucamonga	0-1	54.00	1	1	0	0	0	0.1	3	3	2	0	0	1	1	1	0	.600
Major League-2year		2-2	4.48	24	9	0	0	1	62.1	61	36	31	11	1	31	54	0	0	.257
Dodger Totals-2 year		2-2	4.48	24	9	0	0	1	62.1	61	36	31	11	1	31	54	0	0	.257
Minor League- 4 years		16-14	3.12	69	47	1	0	3	274.0	258	108	95	17	10	64	303	20	1	.246

BROCK STEWART'S CAREER SINGLE-GAME BESTS

Low-Hit Complete Game:	---	Most Strikeouts:	8, Aug. 28, 2016 vs. CHC
Most Innings Pitched - Starter:	5 (4x), last: Sept. 17, 2016 at ARI	Most Walks:	4 (3x), Sept. 2, 2017 at SD
Most Innings Pitched - Reliever:	3 (2x), June 20, 2017 vs. NYM	Longest Winning Streak:	2 games, Sept. 7-17, 2016
Most Earned Runs Allowed:	9, Aug. 3, 2016 at COL	Longest Losing Streak:	2 games, June 29-Aug. 8, 2016

BROCK STEWART'S CAREER FIELDING RECORD

Position	PCT	G	PO	A	E	TC	DP
Pitcher	1.000	24	0	6	0	6	1

CAREER TRANSACTIONS

- Selected by Los Angeles in the sixth round of the 2014 First-Year Player Draft

DISABLED LIST

- April 2-June 7, 2017 (right shoulder tendinitis)



ROSS STRIPLING

RHP | 68

@RossStripling

Bats: Right **Throws:** Right

Height: 6-3 **Weight:** 225

Opening Day Age: 28

Born: Nov. 23, 1989 in Bluebell, PA

Resides: Granbury, TX

Acquired: Selected in the fifth round of the 2012 First-Year Player Draft

ML Service: 1.115

MLB Debut: April 8, 2016



CAREER HIGHLIGHTS

- Right-handed pitcher enters his fifth professional season and third with the Dodgers, owning an 8-14 record, collecting two saves and posting a 3.87 ERA (75 ER/174.1 IP) in 71 career big league games (16 starts)
- In 16 big league starts he has gone 3-6 with a 4.24 ERA (38 ER/80.2 IP), while going 5-8 with two saves and posting a 3.56 ERA (37 ER/93.2 IP) in 55 career relief appearances
- Has held hitters to a career .248 average, including a .212 mark against lefties...his opponents' batting average against left-handed hitters since his debut in 2016 ranks 11th lowest in the National League
- Has struck out 148 batters against 49 walks in 174.1 innings, posting a 3.02 strikeout-to-walk ratio
- Made his Major League debut on April 8, 2016 at San Francisco, allowing just one run in 7.1 no-hit innings and did not factor in the decision...became the first pitcher to take a no-hit bid through 7.1 innings in his big league debut since Billy Rohr for the Red Sox on April 14, 1967
- Collected his first big league win on May 13, 2016 against the Cardinals, allowing four runs on eight hits in 5.0 innings in the Dodgers' 8-4 victory
- Recorded his first big league save on May 27, 2017 against the Cubs, tossing 3.0 scoreless innings with two strikeouts and allowing just one hit in the Dodgers' 5-0 victory

- During the course of his minor league career, has gone 13-14 with a 2.86 ERA in 64 career games (53 starts) and has limited opposing hitters to a .235 average with a 1.12 WHIP
- Selected by the Dodgers in the fifth round of the 2012 First-Year Player Draft out of Texas A&M University

YEAR-BY-YEAR

2017

- In his second season with the Dodgers, he went 3-5 with two saves paired with a 3.75 ERA (31 ER/74.1 IP) in 49 games (two starts) while transitioning to the bullpen
- In two spot starts he did not allow a run in 5.0 innings, while going 3-5 with two saves and posting a 4.02 ERA in 47 relief appearances...ranked 15th amongst NL relievers in innings pitched (69.1 IP)
- Held hitters to a .246 average, including limiting lefties to a .198 average...ranked seventh amongst NL reliever in opponents' batting average against left-handed hitters
- Struck out 74 batters against just 19 walks in 74.1 innings, while also posting a 1.18 WHIP
- Recorded his first big league save on May 27 against the Cubs, tossing 3.0 scoreless innings with two strikeouts and allowing just one hit in the Dodgers' 5-0 victory
- Used as a pinch runner twice and scored a run in each appearance, including scoring the game winning run via Austin Barnes' walk-off double against the Pirates on May 9
- Made two stints with Triple-A Oklahoma City, from June 15-23 and again from June 26-July 4...during that stretch, he went 1-1 and did not allow an earned run in 3.1 innings in three appearances while striking out four against just one walk
- Made the Dodgers postseason roster for all three series and appeared in five games for the club, allowing just four hits over 3.0 scoreless innings of relief with two strikeouts

2016

- Earned a spot on the Dodgers' Opening Day roster and saw his first big league action, going 5-9 with a 3.96 ERA (44 ER/100.0 IP) in 22 games (14 starts) in four stints with Los Angeles
- In 14 big-league starts, went 3-6 with a 4.52 ERA, while going 2-3 with a 2.22 ERA in eight career relief appearances
- Made his Major League debut on April 8 at San Francisco, allowing one run on 7.1 no-hit innings and did not factor in the decision... became the first pitcher to take a no-hit bid through 7.1 innings in his big league debut since Billy Rohr for the Red Sox on April 14, 1967
- Recorded his first big league win on May 13 against the Cardinals, allowing four runs on eight hits in 5.0 innings in the Dodgers 8-4 victory
- Selected to the Dodgers' roster for both the NLDS and NLCS, combining to allow five runs (four earned, 8.31 ERA) in 4.1 innings in five postseason appearances
- Combined to go 0-3 with a 3.66 ERA in six games (five starts) with Rookie-level AZL Dodgers and Triple-A Oklahoma City

2015

- Combined to go 3-6 with a 3.66 ERA in 14 starts for Double-A Tulsa and Single-A Great Lakes...struck out 117 against just 30 walks in 127.2 innings
- Opened the season on the DL and made his 2015 debut on June 14 for Great Lakes...transferred to Tulsa for the rest of the season
- Added to the 40-man roster on Nov. 20

2014

- Missed the entire season due to UCL Reconstruction (Tommy John) Surgery, which was performed by Dr. Neal ElAttrache in Los Angeles on April 2...made one appearance during Spring Training as a non-roster invitee in his first big league camp

2013

- Named a Southern League All-Star and combined for an 8-4 record with one save and a 2.82 ERA in 27 games (22 starts) with Single-A Rancho Cucamonga and Double-A Chattanooga
- Combined to limit opposing hitters to a .238 batting average with 117 strikeouts against just 30 walks

2012

- Began his professional career with Rookie-level Ogden going 1-0 with a 1.24 ERA in 14 games (12 starts), while striking out 37 against just six walks in 36.1 innings pitched...limited opponents to a .197 batting average

PERSONAL

Thomas Ross Stripling...resides in Granbury, TX, with his wife, Shelby...played college ball at Texas A&M...on May 12, 2012, he threw the 11th no-hitter in school history, a 1-0 victory over San Diego State...as a junior in 2011, finished the season with a 14-2 record along with a 2.29 ERA...the 14 victories not only led the country but ranked as the third highest single season win total in Texas A&M history...selected as a 2011 All-American by the American Baseball Coaches Association/Rawlings (First Team), Collegiate Baseball (Third Team) and College Baseball Insider (Honorable Mention)...selected as a third team Capital One Academic All-American and a first team Academic All-Big 12 selection...garnered first team All-Big 12 and ABCA/Rawlings All-Midwest Region Team accolades...earned a varsity letter in basketball as a forward and in football as a wide receiver for Carroll High School (Southlake, TX)...originally selected by the Rockies in the ninth round of the 2011 First-Year Player Draft, but did not sign...selected in the fifth round of the 2012 First-Year Player Draft and signed by scout Clint Bowers

ROSS STRIPLING'S CAREER PITCHING RECORD

Year	Team	W-L	ERA	G	GS	CG	SHO	SV	IP	H	R	ER	HR	HB	BB	SO	WP	BK	AVG
2012	Ogden	1-0	1.24	14	12	0	0	0	36.1	26	7	5	0	0	6	37	4	0	.197
2013	Chattanooga	6-4	2.78	21	16	0	0	1	94.0	91	33	29	4	0	19	83	4	0	.251
	Rancho Cucamonga	2-0	2.94	6	6	0	0	0	33.2	24	11	11	1	0	11	34	2	0	.198
2014									DNP-injured										
2015	Tulsa	3-6	3.88	13	13	1	0	0	67.1	61	29	29	7	0	19	55	4	0	.242
	Great Lakes	0-0	0.00	1	1	0	0	0	4.0	1	0	0	0	0	2	4	0	0	.077
2016	LOS ANGELES	5-9	3.96	22	14	0	0	0	100.0	96	46	44	10	1	30	74	6	0	.250
	Oklahoma City	0-2	3.78	5	4	0	0	0	16.2	20	7	7	2	0	2	17	1	0	.299
	AZL Dodgers	0-1	3.00	1	1	0	0	0	3.0	2	1	1	0	0	2	3	0	0	.182
2017	LOS ANGELES	3-5	3.75	49	2	0	0	2	74.1	69	31	31	10	0	19	74	2	0	.246
	Oklahoma City	1-1	0.00	3	0	0	0	0	3.1	3	1	0	0	0	1	4	1	0	.214
Major League-2 year		8-14	3.87	71	16	0	0	2	174.1	165	77	75	20	1	49	148	8	0	.248
Dodger Totals-2 year		8-14	3.87	71	16	0	0	2	174.1	165	77	75	20	1	49	148	8	0	.248
Minor League- 5 years		13-14	2.86	64	53	1	0	1	258.1	228	89	82	14	0	62	237	16	0	.235

ROSS STRIPLING'S CAREER POSTSEASON PITCHING RECORD

Year	Team	W-L	ERA	G	GS	CG	SHO	SV	IP	H	R	ER	HR	HB	BB	SO	WP	BK
2016	NLDS: LAD vs. WAS	0-0	0.00	2	0	0	0	0	1.2	0	0	0	0	0	0	2	0	0
	NLCS: LAD vs. CHC	0-0	13.50	3	0	0	0	0	2.2	6	5	4	0	0	1	0	0	0
2017	NLCS: LAD vs. CHC	0-0	0.00	2	0	0	0	0	1.0	2	0	0	0	0	0	1	0	0
	WS: LAD vs. HOU	0-0	0.00	3	0	0	0	0	2.0	2	0	0	0	0	1	1	0	0
Postseason Totals		0-0	4.91	10	0	0	0	0	7.1	10	5	4	0	0	2	4	0	0
LDS Totals		0-0	0.00	2	0	0	0	0	1.2	0	0	0	0	0	0	2	0	0
LCS Totals		0-0	9.82	5	0	0	0	0	3.2	8	5	4	0	0	1	1	0	0
WS Totals		0-0	0.00	3	0	0	0	0	2.0	2	0	0	0	0	1	1	0	0

ROSS STRIPLING'S CAREER SINGLE-GAME BESTS

Low-Hit Complete Game:	---	Most Strikeouts:	6 (2x), last: May 8, 2016 at TOR
Most Innings Pitched - Starter:	7.1, April 8, 2016 at SF	Most Walks:	4, April 8, 2016 at SF
Most Innings Pitched - Reliever:	4.0, Sept. 18, 2016 at ARI	Longest Winning Streak:	2 games (2x), last: Aug. 16-Aug. 19, 2017
Most Earned Runs Allowed:	5 (3x), last: Aug. 12, 2016 vs PIT	Longest Losing Streak:	4 games, Sept. 28, 2016-May 31, 2017

ROSS STRIPLING'S CAREER FIELDING RECORD

Position	PCT	G	PO	A	E	TC	DP
Pitcher	.981	71	14	37	1	52	3

CAREER TRANSACTIONS

- Selected in the fifth round of the 2012 First-Year Player Draft

DISABLED LIST

- Has not been on the disabled list in the Major Leagues



CHRIS TAYLOR

IF/OF | 3
@Dodgers

Bats: Right **Throws:** Right
Height: 6-1 **Weight:** 205
Opening Day Age: 27
Born: Aug. 29, 1990 in Virginia Beach, VA
Resides: Virginia Beach, VA
Acquired: In a trade with Seattle on June 19, 2016
ML Service: 2,037
MLB Debut: July 24, 2014




CAREER HIGHLIGHTS

- 27-year-old speedy infielder/outfielder enters his fifth big league season and his third year with the Dodgers after posting career best numbers in 2017
- Has appeared in 260 career Major League games, hitting .268 with 47 doubles, eight triples, 22 home runs and 89 RBI in four seasons with the Mariners (2014-16) and the Dodgers (2016-17)
- Has spent majority of his big league career playing in the infield with 95 games at shortstop, 33 games at second base and 19 games at third base, but transitioned into an outfield role during the 2017 season splitting time between center field (49 games) and left field

- (48 games)...as an infielder he has posted a .954 career fielding percentage, compared to a .989 fielding percentage as an outfielder
- Made his Major League debut on July 24, 2014 against the Orioles, making the start at shortstop and collecting his first big league hit on the same day, a single in the fifth inning off of Wei-Yin Chen
- Slugged a grand slam home run in the sixth inning off of Silvano Bracho on July 15, 2016 at Arizona for his first career big league homer...also recorded single-game career-highs in RBI (6) and extra-base hits (3), while tying a career-best in runs (3)
- Named co-MVP for the 2017 NLCS with teammate Justin Turner, after hitting .316 (6-for-19) with five runs, one double, one triple, two home runs and three RBI paired with a 1.248 OPS in five games
- In parts of six minor league seasons, has averaged .314 with 314 runs, 109 doubles, 33 triples, 23 home runs and 193 RBI in 432 games... has primarily played shortstop (332 games), but has also appeared at second base (76 games), third base (nine games) and center field (three games)
- Has earned All-Star honors in 2013 (Single-A California League) and 2014 (Triple-A Pacific Coast League), while also being named 2014 Baseball America's Triple-A All-Star
- Selected by the Seattle Mariners in the fifth round of the 2012 First-Year Player Draft out of University of Virginia

YEAR-BY-YEAR

2017

- In his second season with the Dodgers, he had a breakout year posting a .288/.354/.496 slashline with 85 runs, 35 doubles, five triples, 21 home runs, 72 RBI, 17 stolen bases and 50 walks in 140 games, which were all career-bests
- Despite starting the first couple of weeks with Triple-A Oklahoma City, he led the Dodgers in multiple offensive categories, ranking first in doubles (34), triples (5), and stolen bases (17)...also ranked in the top 25 in the National League in batting average (21st), SLG (20th), OPS (.850, 22nd), doubles (T-12th), triples (T-15th), extra-base hits (T-19th), stolen bases (T-15th) and stolen base percentage (81.0%, 4th)
- According to Fangraphs.com, he finished 13th in the NL with a 4.7 WAR, which was the third best on the team behind Corey Seager (5.7, 7th NL) and Justin Turner (5.5, 9th NL)
- Hit .316 (48-for-152, 6th ML) with six homers and 27 RBI from the seventh inning and later...his .368 (28-for-76) average in close and late situations was the best mark in the NL and ranked third in the Majors
- In 74 games as the Dodgers leadoff hitter, he posted a .302/.370/.530 slashline with 51 runs, 17 doubles, three triples, 15 homers and 42 RBI along with seven stolen bases...collected three leadoff home runs, which tied for fifth most in the NL
- In 70 road games he hit .336 (4th ML) with 14 homers and 47 RBI, compared to a .237 mark with seven homers and 25 RBI at Dodger Stadium
- Appeared in the outfield majority of the season, playing 49 games (47 starts) in center field and 48 games (46 starts) in left field, while also playing 22 games (19 starts) at second base, 14 games (10 starts) at third base and eight games (three starts) at third base... posted a .989 fielding percentage (2 E/800.2 IP) in the outfield and recorded seven outfield assists (T-12th NL)
- His three grand slam homers tied for the second most in the Majors and tied for most in Dodger franchise history, joining Kal Daniels (1990), Mike Piazza (1998), Adrian Beltre (2004) and Matt Kemp (2009)...went 6-for-10 (.600, 5th ML) with the bases loaded
- On July 22 against Atlanta, he went 2-for-2 with a homer and a triple after entering the game in the seventh inning as a defensive replacement and according to the Elias Sports Bureau, he became just the second Dodger player since 1900 to hit a triple and a home run in a game that he did not start in, joining Gordon Windhorn, who accomplished the feat against the Phillies on Sept. 12, 1961
- Led the game on Sept. 18 at Philadelphia with his first career inside-the-park home run, which was also the club's first inside-the-park home run since 2011 (Trent Oeltjen) and L.A.'s first leadoff inside-the-park homer since manager Dave Roberts did so against the Cubs on 2003
- Appeared in all 15 postseason games for the Dodgers, hitting .254 (15-for-59) with 12 runs, four doubles, one triple, three homers and seven RBI along with a .889 OPS...named co-MVP for the 2017 NLCS with teammate Justin Turner
- According to Elias, he is just the fourth Dodger player to reach base safely in each of his first seven World Series games, joining Roy Campanella (first nine, 1949-1952), Steve Garvey (seven, 1974-1977) and Steve Yeager (seven, 1974-1977)...reached base safely in all 15 postseason games
- Started the year with Triple-A OKC, where in 10 games he hit .233 (10-for-43) with two doubles, two triples, one homer, and five RBI... recalled on April 19 and spent the rest of the season with Los Angeles

2016

- In 36 combined games with the Mariners and the Dodgers, he hit .213 (13-for-61) with two doubles, two triples, one homer and seven RBI
- Acquired by the Dodgers from Seattle on June 19 in exchange for RHP Zach Lee after playing in just two games with the Mariners, going 1-for-3 with two strikeouts
- Made three stints with the Dodgers, batting .207 (12-for-58) and appeared in 10 games (two starts) at third base, seven games (five starts) at second base and five games (four starts) at shortstop
- Slugged a grand slam home run in the sixth inning off of Silvano Bracho on July 15 at Arizona for his first career big league homer...also recorded single-game career-highs in runs (3), RBI (6) and extra-base hits (3), while tying a career-best in hits (3)
- Split time between the Mariners' Triple-A Tacoma and the Dodgers' Triple-A Oklahoma City, posting a combined .322/.397/.474 slashline with 25 doubles, six triples, three homers, 37 RBI and 17 stolen bases in 78 games...hit a combined .395 (30-for-76) with runners in scoring position

2015

- Appeared in 37 games with Seattle between two separate stints (May 4-June 1 and July 2-30), hitting .170 (16-for-94) with three doubles, a triple and an RBI

- Began the season on the DL with a fractured triquetrum bone in his right wrist
- Appeared in 28 games (25 starts) at shortstop, four games (two starts) at second base and one game at third base
- Spent majority of the season with Triple-A Tacoma, batting .300 with 56 runs, 20 doubles, six triples, four homers, 32 RBI and 16 stolen bases in 86 games...finished the season tying for seventh in on-base percentage (.391) and tied for 12th in triples in the PCL

2014

- Finished the season in the Majors after making his big league debut on July 24, batting .287 with 16 runs, eight doubles, nine RBI and five stolen bases in 47 games with the Mariners
- Recorded a hit in his first 12 starts (.419, 18-for-43), which was the second-longest hit streak for a starter to begin a career in Mariners history
- Had his contract selected on July 24 and made his Major League debut against the Orioles on the same day, making the start at shortstop...collected his first big league hit on that day, with a single in the fifth inning off of Wei-Yin Chen
- Appeared in 75 games with Triple-A Tacoma, posting a .328/.397/.497 slashline with 63 runs, 22 doubles, seven triples, five homers and 37 RBI...tied for sixth in triples in the PCL
- Selected to the Triple-A PCL mid-season All-Star Game and was honored as Triple-A All-Star Game PCL Top Star, after going 3-for-3 with a pair of doubles...also selected as Baseball America's Triple-A All-Star

2013

- Hit .314 with 108 runs, 28 doubles, 11 triples, eight homers, 60 RBI and 38 stolen bases in 134 combined games with Single-A High Desert and Double-A Jackson
- Led Seattle minor leaguers in hits (165) and was second in stolen bases (38)
- Was one of three minor league players to hit over .300 with at least 100 runs, 45 extra-base hits, 30 stolen bases and over a .400 on-base percentage
- Selected as California League mid-season All-Star and was honored as Mariners Organizational All-Star by MiLB.com

2012

- In his first professional season, combined to post a .322/.417/.432 slashline with 31 runs, 12 doubles, a triple, two homers, 22 RBI and 17 stolen bases in 49 games with Single-A Clinton and Single-A Everett

PERSONAL

Christopher Armand Taylor...graduated from Cox (VA) High School in 2009, when he was named the Virginia Class AAA State Player of the Year...played college ball at the University of Virginia (2010-2012)...selected by the Seattle Mariners in the fifth round of the 2012 First-Year Player Draft.

CHRIS TAYLOR'S CAREER BATTING RECORD

Year	Team	AVG	G	AB	R	H	2B	3B	HR	RBI	SH	SF	HBP	BB	SO	SB	CS	OBP	SLG	E
2012	Clinton	.304	12	46	5	14	0	0	0	4	2	0	3	2	4	1	1	.373	.304	0
	Everett	.328	37	137	26	45	12	1	2	18	0	2	5	21	18	13	5	.430	.474	10
2013	Jackson	.293	67	256	46	75	12	4	1	16	1	1	2	40	55	18	3	.391	.383	18
	High Desert	.335	67	269	62	90	16	7	7	44	0	4	2	44	62	20	2	.426	.524	15
	AZL Peoria	.294	18	68	8	20	4	1	1	5	2	0	0	6	15	5	2	.351	.426	3
2014	SEATTLE	.287	47	136	16	39	8	0	0	9	1	1	2	11	39	5	2	.347	.346	7
	Tacoma	.328	75	302	63	99	22	7	5	37	1	5	3	35	74	14	6	.397	.497	11
2015	SEATTLE	.170	37	94	9	16	3	1	0	1	2	0	0	6	31	3	2	.220	.223	4
	Tacoma	.300	86	343	56	103	20	6	4	32	0	1	2	50	61	16	8	.391	.429	14
2016	LOS ANGELES	.207	34	58	8	12	2	2	1	7	0	0	0	4	13	0	0	.258	.362	1
	SEATTLE	.333	2	3	0	1	0	0	0	0	0	0	0	4	13	0	0	.258	.362	2
	Oklahoma City	.368	15	57	7	21	6	2	0	8	0	0	1	6	16	5	0	.438	.544	0
	Tacoma	.312	63	247	41	77	19	4	3	29	1	1	2	29	49	12	5	.387	.457	13
2017	LOS ANGELES	.288	140	514	85	148	34	5	21	72	0	1	3	50	142	17	4	.354	.496	11
	Oklahoma City	.233	10	43	8	10	2	2	1	5	0	0	1	5	5	1	2	.327	.442	0
Major League-4 years		.268	260	805	118	216	47	8	22	89	3	2	5	71	227	25	8	.331	.429	25
Dodger Totals-2 years		.280	174	572	93	160	36	7	22	79	0	1	3	54	155	17	4	.344	.483	12
Minor League-6 years		.314	432	1700	314	534	109	33	23	193	5	14	21	232	344	103	32	.400	.458	81

CHRIS TAYLOR'S CAREER POSTSEASON BATTING RECORD

Year	Team	AVG	G	AB	R	H	2B	3B	HR	RBI	SH	SF	HBP	BB	SO	SB	CS	OBP	SLG
2017	NLDS: LAD vs ARI	.231	3	13	3	3	1	0	0	1	0	0	0	2	3	0	0	.333	.308
	NLCS: LAD vs ChC	.316	5	19	5	6	1	1	0	2	3	0	0	0	5	2	0	.458	.789
	WS: LAD vs. HOU	.222	7	27	4	6	2	0	1	3	0	0	1	4	5	0	1	.344	.407
Postseason Totals		.254	15	59	12	15	4	1	3	7	0	0	1	11	10	0	1	.380	.508
LDS Totals		.231	3	13	3	3	1	0	0	1	0	0	0	2	3	0	0	.333	.308
LCS Totals		.316	5	19	5	6	1	1	2	3	0	0	0	5	2	0	0	.458	.789
WS Totals		.222	7	27	4	6	2	0	1	3	0	0	1	4	5	0	1	.344	.407

CHRIS TAYLOR'S CAREER SINGLE-GAME BESTS

Most Hits:	4 (3x), last: Aug. 18, 2017 at DET	Most Stolen Bases:	2 (4x), June 25, 2017 vs. COL
Most RBI:	6, July 15, 2016 at ARI	Most Walks:	4, May 2, 2017 vs. SF
Most Home Runs:	1 (22x), last: Sept. 20, 2017 at PHI	Longest Hitting Streak:	7 (3x), last: Aug. 29-Sept. 3, 2017
Most Runs Scored:	3 (7x), Aug. 4, 2017 @ NYM	Grand Slams:	3, last: July 1, 2017 at SD (Stammen)

CHRIS TAYLOR'S CAREER FIELDING RECORD

Position	PCT	G	PO	A	E	TC	DP
Second Base	.941	33	47	65	7	119	20
Third Base	.944	19	7	10	1	18	0
Shortstop	.959	95	103	245	15	363	42
Outfield	.989	96	176	7	2	185	0

CAREER TRANSACTIONS

- Selected by the Seattle Mariners in the 5th round of the 2012 First-Year Player Draft
- Acquired by Los Angeles from Seattle in exchange for RHP Zach Lee on June 19, 2016

DISABLED LIST

- April 4-18, 2015 (fractured right wrist)

THOMPSON



TRAYCE THOMPSON

OF | 21 @Dodgers

Bats: Right **Throws:** Right
Height: 6-3 **Weight:** 220
Opening Day Age: 27
Born: March 15, 1991 in Los Angeles, CA
Resides: Dana Point, CA
Acquired: From Chicago-AL in a three-team trade on Dec. 16, 2015
ML Service: 1.124
Debut: Aug. 4, 2015



CAREER HIGHLIGHTS

- 27-year-old outfielder and Los Angeles native enters his 10th professional season and his third year with the Dodgers
- In 151 career big league games, he has hit .233 with 54 runs, 21 doubles, four triples, 19 home runs, 50 RBI and six stolen bases over three Major League seasons with the White Sox (2015) and the Dodgers (2016-17)
- Has played all three outfield positions in the Majors, appearing in 54 games (39 starts) at right field, 51 games (41 starts) at center field and 43 games (25 starts) at left field...has posted a combined .974 fielding percentage, making just five errors in 963.2 innings
- Made his MLB debut on Aug. 4, 2015 vs. Tampa Bay as a pinch-hitter and was struck out by the Rays' Chris Archer
- Recorded his first-career big league hit on Aug. 7, 2015 at Kansas City with a sixth-inning infield single off Edinson Volquez
- Blasted his first homer on Aug. 11, 2015 off the Angels' Hector Santiago, with a fifth-inning solo shot
- In eight minor league seasons, has a .237 career batting average with 97 steals, 110 home runs and 428 RBI in 829 games
- Has appeared primarily in center field during the course of his professional career, with 624 games in center field, 126 games in right field and 58 games in left field in the minors
- Selected by the White Sox in the second round of the 2009 First-Year Player Draft from Santa Margarita Catholic High School (CA)

YEAR-BY-YEAR

2017

- In 27 games with the Dodgers, he went 6-for-49 (122) with six runs, two doubles, one triple, one home run and two RBI over three stints with the big league club
- Spent majority of the season with Triple-A Oklahoma City, hitting .212 with 44 runs, 12 doubles, six triples, nine home runs and 33 RBI in 95 games

2016

- Appeared in 80 games in his first year with the Dodgers, hitting .225 with 31 runs, 11 doubles, 13 homers, 32 RBI

- and five stolen bases before having his season cut short due to two stress fractures in his back
- Posted a combined .980 fielding percentage after committing just two errors in 556.0 innings, playing 24 games (13 starts) in left field, 32 games (26 starts) in center field and 28 games (22 starts) in right field...recorded two outfield assists
- Collected his first two walk-off home runs of his career, slugging a pinch-hit solo shot in the ninth inning off of Mets' Hansel Robles on May 10 and blasting another solo homer in the ninth off of Rockies' Carlos Estevez on June 7
- Placed on the DL on July 16 with lower back irritation and was transferred to the 60-day DL on Aug. 7

2015

- Finished the season in the Majors after making his MLB debut on Aug. 4, batting .295 with five home runs and 16 RBI in 44 games with the White Sox
- Made his MLB debut on Aug. 4 vs. Tampa Bay as a pinch-hitter and was struck out by the Rays' Chris Archer
- Recorded his first-career big league hit on Aug. 7 at Kansas City with a sixth-inning infield single off Edinson Volquez
- Blasted his first homer on Aug. 11 off the Angels' Hector Santiago, with a fifth-inning solo shot
- Opened the season with Triple-A Charlotte and batted .260 with 11 steals, 13 home runs and 39 RBI in 104 games...named to the Triple-A International League mid-season All-Star team
- Acquired by the Dodgers on Dec. 16, 2015 as part of a seven-player, three-team swap with the White Sox and Reds

2014

- Spent the entire season with Double-A Birmingham, where he was named a Southern League All-Star, and ranked among the league leaders in runs scored (86, 2nd), doubles (34, T-4th), total bases (217, T-4th), triples (6, T-7th) and home runs (16, T-7th) in 133 games
- Stole 20 bases (10th, Southern League) in 25 attempts

2013

- Tied for third in the Southern League in runs scored (78) and ranked fourth in RBI (73) in 135 games to help lead Birmingham to a championship...stole a career-high 25 bases in 33 attempts
- Honored as a SL mid-season All-Star

2012

- Combined to hit .253 with 31 doubles, six triples, 25 home runs, 96 RBI, 88 runs and 21 stolen bases in 136 games with Single-A Winston-Salem, Double-A Birmingham and Triple-A Charlotte
- Named to the Carolina League post-season All-Star Team...with Winston-Salem, led the league in RBI (90) and extra-base hits (55) and ranked among the leaders in homers (22, T-1st), total bases (218, 2nd), slugging percentage (.486, 3rd) and runs (77, 4th)

2011

- Named to the South Atlantic League midseason All-Star Team and led the league in runs scored (95) and games played (136), and ranked among the leaders in home runs (24, 3rd), extra-base hits (82, 3rd), RBI (87, T-3rd), total bases (237, 4th) and doubles (36, T-4th) at Single-A Kannapolis

2010

- Limited to just 58 games, all with Kannapolis, due to a lengthy DL stint from May 31-Aug. 17 with a fractured right thumb

2009

- Played in 32 games with Advanced Rookie Bristol and Advanced Rookie Great Falls in his first professional season

PERSONAL

Trayce Nikolas Thompson...is a 2009 graduate of Santa Margarita (Calif.) Catholic High School...also played basketball in high school, leading his team to the California Division III Championship in 2008...brother, Klay, plays for the NBA's Golden State Warriors and brother, Mychel, played for the Cleveland Cavaliers in 2011-12...father, Mychal, played 14 seasons in the NBA...originally selected by the White Sox in the second round of the 2009 First-Year Player Draft.

TRAYCE THOMPSON'S CAREER BATTING RECORD

Year	Team	AVG	G	AB	R	H	2B	3B	HR	RBI	SH	SF	HBP	BB	SO	SB	CS	OBP	SLG	E
2009	Bristol	.188	25	85	8	16	3	1	0	10	0	1	3	4	33	2	0	.247	.247	1
	Great Falls	.238	7	21	2	5	0	0	0	0	1	0	0	3	8	1	0	.333	.238	1
2010	Kannapolis	.229	58	210	28	48	13	3	8	31	0	2	2	21	69	6	4	.302	.433	5
2011	Kannapolis	.241	136	519	95	125	36	2	24	87	4	4	10	60	172	8	4	.329	.457	9
2012	Winston-Salem	.254	116	449	77	114	28	5	22	90	2	8	6	45	144	18	3	.325	.486	5
	Birmingham	.280	14	50	10	14	1	1	3	6	0	0	0	8	16	2	0	.379	.520	1
	Charlotte	.167	6	18	1	3	2	0	0	0	0	0	0	2	6	1	0	.250	.278	1
2013	Birmingham	.229	135	507	78	116	23	5	15	73	2	8	13	60	139	25	8	.321	.383	7
2014	Birmingham	.237	133	518	86	123	34	6	16	59	3	5	4	65	151	20	5	.324	.419	5
2015	CHICAGO-AL	.295	44	122	17	36	8	3	5	16	0	0	0	13	26	1	0	.363	.533	1
	Charlotte	.260	104	388	53	101	23	4	13	39	2	2	2	23	79	11	5	.304	.441	2
2016	LOS ANGELES	.225	80	236	31	53	11	0	13	32	0	0	0	26	66	5	1	.302	.436	2
2017	LOS ANGELES	.122	27	49	6	6	2	1	1	2	0	0	0	6	23	0	0	.218	.265	2
	Oklahoma City	.212	95	339	44	72	12	6	9	33	1	2	1	26	93	3	5	.269	.363	1
Major League-3 years		.233	151	407	54	95	21	4	19	50	0	0	0	45	115	6	1	.310	.445	5
Dodger Totals-2 year		.207	107	285	37	59	13	1	14	34	0	0	0	32	89	5	1	.287	.407	4
Minor League-8 years		.237	829	3104	482	737	175	33	110	428	15	32	41	317	910	97	34	.313	.421	38

TRAYCE THOMPSON'S CAREER SINGLE-GAME BESTS

Most Hits:	3, Aug. 25, 2015 vs. BOS	Most Stolen Bases:	3, June 4, 2016 vs. ATL
Most RBI:	4, May 3, 2016 at TB	Most Walks:	3, June 4, 2016 vs. ATL
Most Home Runs:	2, May 16, 2016 vs. LAA	Longest Hitting Streak:	5 (2x), last: May 20, 2016
Most Runs Scored:	3, May 16, 2016 vs. LAA	Grand Slams:	None

TRAYCE THOMPSON'S CAREER FIELDING RECORD

Position	PCT	G	PO	A	E	TC	DP
Outfield	.974	129	185	2	5	192	0

CAREER TRANSACTIONS

- Selected by Chicago-AL in the second round of the 2009 First-Year Player Draft
- Dec. 16, 2015: Acquired by Los Angeles from Chicago along with RHP Frankie Montas and IF Micah Johnson in a three-team trade. The White Sox received IF Todd Frazier (from CIN) and the Reds received IF Jose Peraza (from LA), OF Scott Schebler (from LA) and IF Brandon Dixon (from LA)

DISABLED LIST

- July 16, 2016 - conclusion of season (lower back irritation)



ANDREW TOLES

@Dodgers

OF | 60

Bats: Left **Throws:** Right

Height: 5-9 **Weight:** 195

Opening Day Age: 25

Born: May 24, 1992 in Decatur, GA

Resides: Tyrone, GA

Acquired: Signed as a free agent on September 23, 2015

ML Service: 1.087

MLB Debut: July 8, 2016



CAREER HIGHLIGHTS

- The 25-year-old outfielder looks to bounce back from a season-ending injury, a torn right ACL, suffered in 2017 as he enters his third year with the Dodgers and his fifth professional season
- In 79 career big league games, he has posted a .294/.341/.483 slashline with 36 runs, 12 doubles, one triple, eight home runs and 31 RBI...in 11 postseason games (eight starts), went 8-for-22 (.364) with two doubles and two RBI
- Has primarily spent time in left field in his big league career, playing 60 games in left, while also seeing time in center field (19 games) and in right field (eight games)...has posted a combined .971 fielding percentage, committing three errors in 395.0 career innings and has also collected three outfield assists

- Has posted a .317 (13-for-41) batting average with runners in scoring position, while hitting .337 (28-for-83) with runners on base
- Made his Major League debut on July 8, 2016 against the Padres, making the start in center field and recording his first big league hit with a double off of Andrew Cashner in his first at-bat on the first pitch
- Slugged his first big league home run on August 22, 2016 at Cincinnati off of Josh Smith, with a fifth inning two-run shot...blasted his first career grand slam in the second game of the August 31, 2016 doubleheader at Colorado, with a game-winning, ninth-inning shot off of Adam Ottavino
- In 306 career minor league games over four seasons with the Rays' (2012-14) and the Dodgers' (2016) organizations, has hit .309 with 85 doubles, 26 triples, 17 homers and 143 RBI...swiped 123 bases in 166 opportunities in the minor leagues...selected as Tampa Bay's 2013 Minor League Player of the Year, when he won the Midwest League batting title and was a Mid-and Post-season All-Star
- Selected by the Tampa Bay Rays in the third round of the 2012 First-Year Player Draft out of Chipola Junior College (FL)...released by the Rays in March 2015 and signed by the Dodgers as a minor league free agent on Sept. 23, 2015

YEAR-BY-YEAR

2017

- Named to his first career Opening Day roster as he entered his second big league season...limited to just 31 games, hitting .271 with 17 runs, three doubles, five home runs and 15 RBI
- Suffered a season-ending injury on May 9 after tearing his right ACL against the Pirates...had successful surgery on May 23 performed by Dodgers' head physician Dr. Neal ElAttrache in Los Angeles
- As the Dodgers leadoff hitter, he posted a .375 (6-for-16)/.375/.813 slashline with one double, two homers and two RBI in 16 games...his two leadoff homers were tied for 11th in the National League
- Hit .308 (12-for-39) with runners on base, while posting a .300 mark (6-for-20) with runners in scoring position
- Posted a career-high eight game hitting streak from April 27 to May 5...during that span he averaged .387 (12-for-31) and recorded three doubles, two home runs, and seven RBI
- Appeared majority of the season in left field (21 games), while also playing 10 games in center field...posted a .977 combined fielding percentage, committing one error in 190.1 innings

2016

- Had a rapid rise to the Majors after starting the season in Single-A...made his MLB debut July 8, and hit .314 with nine doubles, a triple, three homers and 16 RBI in 48 games in two stints with the Dodgers
- Appeared in all three outfield positions, with 18 games (13 starts) in left field, nine games (three starts) in center field and eight games (seven starts) right field, while recording three outfield assists for the Dodgers
- Excelled as a pinch-hitter, going 8-for-21 (.381) with three doubles and a triple...had the second-highest batting average as a pinch-hitter in the Majors (min. 20 PA), behind only Kolten Wong (.400)
- Batted .364 (16-for-44) with runners on base and hit .333 (7-for-21) with runners in scoring position in the Majors
- Made his Major League debut on July 8, starting at center field against the Padres and recording his first big league hit with a double off of Andrew Cashner in his first at-bat on the first pitch...became the first Dodger since Adrian Beltre (June 24, 1998) to double on the first Major League pitch he saw
- Slugged his first big league home run on Aug. 22, 2016 at Cincinnati off of Josh Smith, with a fifth inning two-run shot...blasted his first-career grand slam in the second game of the Aug. 31, 2016 doubleheader at Colorado, with a game-winning ninth-inning slam off of Adam Ottavino
- Appeared in all 11 of the Dodgers postseason games (eight starts), batting .364 (8-for-22) with two doubles and two RBI
- Combined to post a .331/.374/.511 slashline in 82 minor league games with Single-A Rancho Cucamonga (started the season), Double-A Tulsa (promoted May 4) and Triple-A Oklahoma City (promoted June 30) in his fourth minor league season...had 27 doubles, three triples, seven homers and 38 RBI...was successful on 23 of 34 stolen base attempts...selected as MiLB.com Dodgers Organization All-Star

2015

- Did not play baseball in 2015 after being released by the Rays on March 28
- Signed with Los Angeles on September 23 as a minor league free agent

2014

- Combined to hit .265 with 32 runs, 10 doubles, two triples, a home run, 15 RBI and 24 steals in 52 games with Rookie-level GCL Rays and Single-A Charlotte

2013

- Honored as the Rays' minor league player of the year, named a Topps Class-A All-Star and selected as a Midwest League mid- and post-season All-Star after posting a .326/.359/.466 slashline with 35 doubles, 16 triples, two home runs, 57 RBI and 62 stolen bases in 121 games with Single-A Bowling Green
- Led the Midwest League in batting average, hits (169) and triples, while ranking among the league leaders in stolen bases (2nd), doubles (T-3rd), total bases (3rd), runs (T-4th), SLG (9th), and OPS (10th)

2012

- Began his career with Rookie-level Princeton, batting .281 with 31 runs, 14 stolen bases, 15 doubles, three triples, seven homers and 33 RBI in 51 games

PERSONAL

Alvin Andrew Toles...graduated from Sandy Creek (GA) High School...played two seasons at the University of Tennessee, where he earned 2010 SEC All-Freshman team selection...transferred to Chipola Junior College (FL) for the 2012 season...son of former NFL linebacker Alvin Toles...drafted by the Marlins in the fourth round of the 2010 First-Year Player Draft out of Sandy Creek HS, but did not sign...selected by the Rays in the third round of the 2012 First-Year Player Draft and signed by scout Milt Hill.

ANDREW TOLES' CAREER BATTING RECORD

Year	Team	AVG	G	AB	R	H	2B	3B	HR	RBI	SH	SF	HBP	BB	SO	SB	CS	OBP	SLG	E
2012	Princeton	.281	51	199	31	56	13	3	7	33	0	1	2	12	36	14	5	.327	.482	3
2013	Bowling Green	.326	121	519	79	169	35	16	2	57	1	3	7	22	105	62	17	.359	.466	7
2014	GCL Rays	.292	6	24	4	7	0	1	0	2	0	0	1	0	6	6	0	.320	.375	0
	Charlotte	.261	46	199	28	52	10	1	1	13	3	3	1	12	31	18	10	.302	.337	2
2016	LOS ANGELES	.314	48	105	19	33	9	1	3	16	0	1	1	8	25	1	1	.365	.505	4
	Oklahoma City	.321	17	56	6	18	5	0	2	7	0	1	0	2	8	1	5	.339	.518	0
	Tulsa	.314	43	175	27	55	14	3	5	22	0	1	2	12	30	13	3	.363	.514	4
	Rancho Cucamonga	.370	22	92	22	34	8	2	0	9	1	0	1	6	13	9	3	.414	.500	2
2017	LOS ANGELES	.271	31	96	17	26	3	0	5	15	0	0	1	5	16	0	1	.314	.458	1
Major League-2 year		.294	79	201	36	59	12	1	8	31	0	1	2	13	41	1	2	.341	.483	3
Dodger Total-2 year		.294	79	201	36	59	12	1	8	31	0	1	2	13	41	1	2	.341	.483	3
Minor League-4 years		.309	306	1264	197	391	85	26	17	143	5	9	14	66	229	123	43	.348	.458	18

ANDREW TOLES' CAREER POSTSEASON BATTING RECORD

Year	Team	AVG	G	AB	R	H	2B	3B	HR	RBI	SH	SF	HBP	BB	SO	SB	CS	OBP	SLG
2016	NLDS: LA vs WAS	.222	5	9	2	2	0	0	0	0	0	0	2	0	1	0	0	.364	.222
	NLCS: LA vs ChC	.462	6	13	4	6	2	0	0	2	0	1	0	1	2	0	0	.467	.615
Postseason Totals		.364	11	22	6	8	2	0	0	2	0	1	2	1	3	0	0	.423	.455
LDS Totals		.222	5	9	2	2	0	0	0	0	0	0	2	0	1	0	0	.364	.222
LCS Totals		.462	6	13	4	6	2	0	0	2	0	1	0	1	2	0	0	.467	.615

ANDREW TOLES' CAREER SINGLE-GAME BESTS

Most Hits:	3 (2x), last: Aug. 31, 2016 at COL	Most Stolen Bases:	1, July 16, 2016 at ARI
Most RBI:	5, Aug. 31, 2016 at COL	Most Walks:	1 (13x), last: May 6, 2017 at SD
Most Home Runs:	1 (8x), last: April 30, 2017 vs. PHI	Longest Hitting Streak:	8 games, April 28-May5, 2017
Most Runs Scored:	2 (7x), last: May 8, 2017 vs. PIT	Grand Slams:	1, Aug. 31, 2016 at COL (Ottavino)

ANDREW TOLES' CAREER FIELDING RECORD

Position	PCT	G	PO	A	E	TC	DP
Outfield	.971	60	97	3	3	103	0

CAREER TRANSACTIONS

- Selected by the Tampa Bay Rays in the 3rd round of the 2012 First-Year Player Draft
- Sept. 23, 2015: Signed by Los Angeles as a free agent

DISABLED LIST

- May 10, 2017-end of season (torn right ACL)



JUSTIN TURNER

@redturn2

IF | 10



Bats: Right **Throws:** Right
Height: 5-11 **Weight:** 205
Opening Day Age: 33
Born: Nov. 23, 1984 in Long Beach, CA
Resides: Bellflower, CA
Acquired: Signed as a free agent on Feb. 5, 2014
ML Service: 7.045
MLB Debut: April 8, 2001

CAREER HIGHLIGHTS

- Dodger third baseman and Long Beach native returns for his fifth season with the Dodgers after earning his first All-Star selection in 2017...earned the spot on the NL All-Star team via MLB's Final Vote, tallying an all-time record of 20.8 million votes during the four-day balloting
- Enters his 10th big league season and has posted a .289/.360/.455 slashline with 79 home runs and 353 RBI in 834 career games with Baltimore (2009-10), New York-NL (2010-13) and Los Angeles (2014-17)
- Has a .318 career batting average with runners in scoring position, the 12th best mark among active players (min. 600 PA)...also has a .311 average with runners on base
- Has spent majority of his career at third base (502 G, 440 GS, .966 fielding pct.), but has also appeared at first base (39 G, 25 GS, .987 fielding percentage), second base (132 G, 103 GS, .977 fielding pct.), shortstop (46 G, 30 GS, .958 fielding pct.) and left field (1 G)...among active third basemen (min. 500 G), ranks third in zone rating (.813) and sixth in fielding percentage
- Since joining the Dodgers in 2014, Turner ranks among National League leaders in batting average (.303, 8th), on-base percentage (.378, 7th) and slugging percentage (.502, 10th)
- Recognized as the Dodgers' 2017 Roy Campanella Award winner, which is given to the Dodger player who best exemplifies the spirit and leadership of the late Hall of Fame catcher, and is voted on by Dodger players and coaches
- In 33 career postseason games, has posted a .321/.445/.571 slashline with eight doubles, six home runs and 26 RBI...tied with Duke Snider for the most RBI all-time in Dodger Postseason history...drove in 14 RBI during the 2017 Postseason, which is the most-ever runs driven in by a Dodger in a single Postseason...holds a Dodger franchise record by reaching base safely in 15 consecutive postseason games from Oct. 9, 2015-Oct. 20, 2016...his .445 career OBP ranks fifth all-time in Major League Postseason history
- Made his Major League debut as a pinch-hitter on Sept. 8, 2009 with Baltimore at Boston and struck out against Clay Buchholz in his first at-bat...recorded his first big league hit at New York-AL with a single off Michael Dunn on September 11, 2009 (occurred at 1:17 a.m. on September 12, following a 2:34 delay)
- Hit his first big league home run on May 15, 2011 as a Met at Houston off Aneury Rodriguez
- Selected by the Cincinnati Reds in the seventh round of the 2006 First-Year Player Draft

AWARDS



YEAR-BY-YEAR

2017

- First time All-Star posted a .322/.415/.530 slashline with 72 runs, 32 doubles, 21 home runs and 71 RBI in 130 games... finished third in the National League in batting average (5th, ML), while also ranking second in OBP (4th, ML) and eighth in OPS (.945)
- His .380 batting average (54-for-142) against left-handed pitchers ranked fourth in the big leagues, while he led the Majors in OBP (.477) and ranked third in OPS (1.181)
- Went 30-for-100 (.300) with RISP and batted .319 (65-for-204) with runners on base, which ranked 18th in the National League
- Recorded a team-high tying 42 multi-hit games, which also tied for 16th in the NL...also ranked ninth in the senior circuit with a 5.5 WAR, according to Fangraphs.com
- Finished eighth in the National League MVP voting
- Selected to his first All-Star game, earning the spot via MLB's Final Vote, tallying an all-time record of 20.8 million votes during the four-day balloting

- Prior to the All-Star break, he led the Majors (min. 200 AB) with a .377 batting average and a .473 OBP in 65 games, while recording 17 doubles, 10 homers, 37 RBI, 28 multi-hit games (T-7th, NL) and a 1.056 OPS (3rd, ML)...his OBP ranked 13th best at the All-Star Break since 1969 in the NL
- Recognized as the Dodgers' Roy Campanella Award winner, which is given to the Dodger player who best exemplifies the spirit and leadership of the late Hall of Fame catcher, and is voted on by Dodger players and coaches...also was the club's nominee for the Roberto Clemente Award
- Capped off a career-high 16-game hitting streak from April 13-30, hitting .433 (26-for-60) with six doubles, one home run and nine RBI along with a 1.083 OPS
- Appeared in all 15 postseason games for the Dodgers and posted a .286 (16-for-56)/.420/.536 slashline with eight runs, two doubles, four homers and 14 RBI...drove in the most runs in a single postseason in Dodger history, while his four longballs tied for second most by a Dodger in a single postseason...named NLCS co-MVP with teammate Chris Taylor
- Placed on the 10-day disabled list from May 19-June 9 with a right hamstring strain

2016

- Batted .275 and posted career-highs in runs (79), hits (153), walks (48), doubles (34), triples (3), homers (27), RBI (90) and games played (151).
- Ranked 12th in the NL with a .305 batting average vs. right-handed pitchers (117-for-384), with 22 of his 27 homers coming off righties
- Hit .325 with runners in scoring position – the 13th-best mark in the NL – and hit .300 with runners on base (76-for-253)
- Got off to a slow start, but posted a .307/.356/.577 slashline over his final 91 games after June 13, going 108-for-352 with 25 doubles, 22 homers and 69 RBI...in that span, ranked among the NL leaders in average (15th), doubles (10th), homers (T-6th), slugging percentage (5th) and RBI (T-3rd)...hit only .221 (45-for-204) during his first 60 games through June 12
- Was a Gold Glove finalist and ranked fourth among NL third basemen with a .972 fielding percentage...appeared in 144 games (138 starts) at third base and one game at first base
- Reached base safely in 10 of 11 postseason games, posting .286/.457/.514 slashline...went 10-for-35 with six runs, a triple, two homers and eight RBI...slugged his first career postseason home run with a two-run shot in the third inning in Game 1 of the NLDS
- Selected as a finalist for the Players Choice Award for Marvin Miller Man of the Year honors

2015

- Batted .294 with 26 doubles, a triple, 16 homers and 60 RBI, tying a career high with 113 hits (also: 2011) and setting career-best marks in home runs and RBI...ranked 12th in the NL (min. 350 AB) with a .370 on-base percentage and placed 13th with a .491 slugging percentage
- Hit .356 with runners on base (58-for-163) and batted .322 (29-for-90) with RISP
- Posted a .963 fielding percentage, appearing at all four infield positions – 10 games (six starts) at first base, five games (three starts) at second base, 100 games (88 starts) at third base and one start at shortstop
- Hit safely in all five postseason games (four multi-hit games), going 10-for-19 (.526) with two runs scored, six doubles and four RBI in the NLDS vs. New York...his six doubles tied for the most ever by any player in a single postseason series along with the Yankees' Hideki Matsui (2004 ALCS) and the Tigers' Pete Fox (1934 World Series)...his 10 hits were the most by a Dodger in a postseason series since Steve Garvey's 10 in the 1981 World Series and tied for the second most in a postseason series in franchise history
- Placed on the DL from July 31-Aug. 13 with a right thigh skin infection
- On Oct. 22, had arthroscopic surgery on his left knee to clean up loose bodies, performed by Dr. Neal ElAttrache

2014

- Set career marks in batting average (.340), on-base percentage (.404) and slugging percentage (.493, T-1st with 2016) in 109 games with the Dodgers...led National Leaguers (min. 250 AB) in batting average and ranked third in on-base percentage
- Was 26-for-62 (.419) with runners in scoring position, the best mark among Major Leaguers (min. 50 AB w/ RISP)
- As a pinch hitter, hit .400 (12-for-30) with three doubles and 10 RBI...was the second-best average for a pinch hitter in franchise history, behind Jeff Treadway's .481 mark in 1994 (min. 25 PA)
- Made the club's roster as a non-roster invitee and was the Dodgers' Opening Day second baseman against the D-backs on March 22 in the Opening Series in Australia
- Placed on the DL from June 29-July 18 with a left hamstring strain
- Appeared in two games in the NLDS against St. Louis

2013

- Hit .280 (56-for-200) in 86 games for New York-NL...had multi-hit performances in 16 of his 38 starts
- Made his first career appearance in the outfield on May 8 vs. Chicago-AL...played left field after entering the game as a pinch hitter in the eighth inning
- Made one trip to the 15-day disabled list, June 17-July 22, with a left intercostal strain

2012

- Spent his first full season in the Majors and batted .269 with two homers and 19 RBI in 94 games for the Mets
- Batted .293 with runners in scoring position (12-for-41)
- Made one trip to the 15-day disabled list, May 29-June 16, with a sprained right ankle

2011

- Recalled from Triple-A Buffalo of the International League on April 19 and remained with the Mets for the remainder of the season.
- Finished fourth among National League rookies in RBI, hits and runs scored, second in doubles, third in walks and fourth in extra-base hits (34)
- Reached safely (via hit, walk or hit-by-pitch) at least once in 28 straight games from June 1-July 6, the longest single season streak by a rookie in Mets team history
- Became the first Mets player to win NL Rookie of the Month, capturing the award for May... set a Mets rookie record with at least one RBI in seven consecutive games from May 14-21 (12 RBI)
- Hit his first Major League home run on May 15 at Houston off Aneury Rodriguez
- Had a career-high 11-game hitting streak from Aug. 26-Sept. 11

2010

- Started the year with the Orioles...was claimed by the Mets on May 25...combined to appear in nine big league games (1-for-17)
- Finished fifth in the International League with a .316 (125-for-396) combined batting average in 101 games with Norfolk and Buffalo
- Went 6-for-6 and hit for the cycle vs. Rochester in the last game of the season on September 6...scored four runs... became the first Bisons' player to collect six hits in a game in the modern erar

2009

- Saw his first big league action in his first season in the Baltimore organization, but spent the majority of the season at Triple-A Norfolk
- Made his Major League debut on Sept. 8 as a pinch hitter at Boston and struck out against Clay Buchholz in his first at-bat
- Recorded his first big league hit at New York-AL on September 11, (occurred at 1:17 a.m., on September 12) a single off Michael Dunn following a 2:34 delay
- Led the Triple-A Norfolk in games played (108) and hits (116), and finished second in doubles (28) and runs scored (54)...his .300 batting average was good for 10th in the International League

2008

- Split the season between Single-A Sarasota of the Florida State League and Double-A Chattanooga of the Southern League, batting a combined .298 with eight homers and 53 RBI
- Traded by the Reds with Brandon Waring and Ryan Freel to the Orioles for Ramon Hernandez and cash on Dec. 9

2007

- Batted a combined .307 with 10 home runs, 59 RBI and 12 stolen bases in 123 games with Single-A Dayton of the Midwest League and Single-A Sarasota of the Florida State League
- Selected as Midwest League mid- and post-season All-Star, finishing second in the league in hits and third in batting average

2006

- Finished fourth in the Pioneer League with a .338 batting average, while posting a .411 on-base percentage, six homers and 41 RBI in 60 games in his first professional season
- Was named to the Pioneer League postseason All-Star team

PERSONAL

Justin Matthew Turner...married to Kourtney...launched the Justin Turner Foundation in 2016, which supports homeless veterans and children (and their families) battling life-altering illnesses...played at Cal State-Fullerton...was a member of the 2004 College World Series champions...named to the College World Series All-Tournament team as a shortstop as a freshman, and a second baseman in his senior year...graduated from Mayfair High School (CA) in 2002, where he played baseball...was named League MVP his senior year...has been an active participant in the team's community efforts during his time in Los Angeles...is a frequent visitor to the Los Angeles Dream Center and has made numerous trips to Cedars-Sinai Hospital to visit with patients...selected by the Cincinnati Reds in the seventh round of the 2006 First-Year Player Draft.



Turner was named the winner of the 12th annual Roy Campanella Award, which is given to the Dodger player who best exemplifies the spirit and leadership of the late Hall of Fame catcher. The award, which was voted upon by Dodger uniformed personnel, was presented to Turner by Campanella's daughter, Joni Campanella Roan, and his grandson, Cary Bell.

JUSTIN TURNER'S CAREER BATTING RECORD

Year	Team	AVG	G	AB	R	H	2B	3B	HR	RBI	SH	SF	HP	BB	SO	SB	CS	OBP	SLG	E
2006	Billings	.338	60	231	53	78	16	3	6	41	0	2	7	23	38	12	2	.411	.511	8
2007	Sarasota	.200	6	20	2	4	0	0	0	0	0	0	0	1	2	0	0	.258	.200	0
	Dayton	.311	117	466	70	145	25	4	10	59	0	2	9	39	72	12	8	.374	.446	14
2008	Chattanooga	.289	78	280	45	81	14	1	8	42	3	6	1	33	54	2	1	.359	.432	8
	Sarasota	.316	33	136	23	43	8	1	0	11	0	0	3	12	19	3	1	.384	.390	1
2009	BALTIMORE	.167	12	18	2	3	0	0	0	3	0	0	0	4	3	0	0	.318	.167	0
	Norfolk	.300	108	387	54	116	28	0	2	43	4	8	8	34	37	9	4	.362	.388	21
2010	BALTIMORE	.000	5	9	0	0	0	0	0	0	0	0	0	3	0	0	0	.000	.000	0
	NEW YORK (NL)	.125	4	8	1	1	1	0	0	0	0	0	0	1	0	0	0	.222	.250	0
	Buffalo	.333	78	312	58	104	22	1	11	35	4	2	6	24	38	5	3	.390	.516	10
	Norfolk	.250	23	84	11	21	8	0	1	8	1	1	0	9	13	2	0	.319	.381	3
2011	NEW YORK (NL)	.260	117	435	49	113	30	0	4	51	2	1	10	39	59	7	2	.334	.356	13
	Buffalo	.300	10	40	6	12	3	2	0	2	0	0	2	2	6	0	0	.364	.475	2
2012	NEW YORK (NL)	.269	94	171	20	46	13	1	2	19	0	1	4	9	24	1	1	.319	.392	2
	Buffalo	.250	2	8	0	2	0	0	0	0	0	0	0	0	0	0	0	.250	.250	0
2013	NEW YORK (NL)	.280	86	200	12	56	13	1	2	16	1	1	1	11	34	0	1	.319	.385	2
	Binghamton	.400	4	15	5	6	2	0	0	1	0	0	1	1	2	0	0	.471	.533	1
	St. Lucie	.000	1	1	0	0	0	0	0	0	0	0	0	0	0	0	0	.000	.000	0
	Brooklyn	.300	3	10	2	3	1	0	0	0	0	0	0	2	3	0	0	.417	.400	0
	GCL Mets	.000	1	4	0	0	0	0	0	0	0	0	0	1	2	0	0	.200	.000	-
2014	LOS ANGELES	.340	109	288	46	98	21	1	7	43	0	2	4	28	58	6	1	.404	.493	12
	Rancho Cucamonga	.200	2	5	1	1	0	0	0	0	0	0	0	2	0	0	0	.429	.200	0
2015	LOS ANGELES	.294	126	385	55	113	26	1	16	60	1	4	13	36	71	5	2	.370	.491	11
2016	LOS ANGELES	.275	151	556	79	153	34	3	27	90	0	8	10	48	107	4	1	.339	.493	9
2017	LOS ANGELES	.322	130	457	72	147	32	0	21	71	1	7	19	59	56	7	1	.415	.530	8
	Rancho Cucamonga	.333	1	3	0	1	0	0	0	1	0	0	0	0	0	0	0	.333	.333	0
Major League- 9 years		.289	834	2527	336	730	170	7	79	353	5	24	61	235	415	30	9	.360	.455	57
Dodger Totals-4 years		.303	516	1686	252	511	113	5	71	264	2	21	46	171	292	22	5	.378	.502	40
Minor League-10 years		.308	527	2002	330	617	127	12	38	243	12	21	37	183	286	45	19	.373	.441	68

JUSTIN TURNER'S CAREER POSTSEASON BATTING RECORD

Year	Team	AVG	G	AB	R	H	2B	3B	HR	RBI	SH	SF	HBP	BB	SO	SB	CS	OBP	SLG
2014	NLDS: LAD vs. STL	.000	2	2	0	0	0	0	0	0	0	0	0	0	1	0	0	.000	.000
2015	NLDS: LAD vs. NYM	.526	5	19	2	10	6	0	0	4	0	0	0	1	3	1	0	.550	.842
2016	NLDS: LAD vs. WAS	.400	5	15	5	6	0	1	1	5	0	0	2	5	2	0	0	.591	.733
	NLCS: LAD vs ChC	.200	6	20	1	4	0	0	1	3	0	0	2	2	3	1	0	.333	.350
2017	NLDS: LAD vs ARI	.462	3	13	1	6	0	0	1	5	0	0	1	1	1	1	0	.533	.692
	NLCS: LAD vs ChC	.333	5	18	3	6	0	0	2	7	0	0	0	5	4	0	0	.478	.667
	WS: LAD vs HOU	.160	7	25	4	4	2	0	1	2	0	0	2	4	4	0	0	.323	.360
Postseason Totals		.321	33	112	16	36	8	1	6	26	0	0	7	18	18	3	0	.445	.571
LDS Totals		.449	15	49	8	22	6	1	2	14	0	0	3	7	7	2	0	.542	.735
LCS Totals		.263	11	38	4	10	0	0	3	10	0	0	2	7	7	1	0	.404	.500
WS Totals		.160	7	25	4	4	2	0	1	2	0	0	2	4	4	0	0	.323	.360

JUSTIN TURNER'S CAREER SINGLE-GAME BESTS

Most Hits:	4 (6x), last: June 19, 2017 vs. NYM	Most Stolen Bases:	2, Aug. 6, 2017 at NYM
Most RBI:	5 (2x), last: July 21, 2016 at WAS	Most Walks:	3 (4x), last: July 6, 2017 vs. ARI
Most Home Runs:	2 (7x), last: Aug. 13, 2017 vs. SD	Longest Hitting Streak:	16 games, April 13-30, 2017
Most Runs Scored:	3 (5x), Aug. 6, 2017 at NYM	Grand Slams:	None

JUSTIN TURNER'S CAREER FIELDING RECORD

Position	PCT	G	PO	A	E	TC	DP
First Base	.987	39	207	15	3	225	23
Second Base	.977	132	213	298	12	523	58
Third Base	.966	502	240	786	36	1062	66
Shortstop	.958	46	44	92	6	142	18
Outfield	---	1	0	0	0	0	0

CAREER TRANSACTIONS

- Selected by Cincinnati in the seventh round of the 2006 First-Year Player Draft on June 6, 2006
- Dec. 9, 2008: Acquired by Baltimore with IF Brandon Waring and OF Ryan Freel from Cincinnati in exchange for C Ramon Hernandez and cash
- May 25, 2010: Acquired off waivers by New York (NL)
- Feb. 6, 2014: Signed by Los Angeles as a free agent
- Dec. 29, 2016: Signed by Los Angeles as a free agent

DISABLED LIST

- May 29-June 16, 2012 (sprained right ankle)
- June 17-July 22, 2013 (intercostal strain)
- June 29-July 18, 2014 (left hamstring strain)
- July 27-Aug. 13, 2015 (right thigh skin infection)
- May 19-June 9, 2017 (right hamstring strain)



**JULIO
URÍAS**

@theteenager7

LHP | 7



Bats: Left **Throws:** Left
Height: 6-1 **Weight:** 220
Opening Day Age: 21
Born: Aug. 12, 1996 in Culiacan, Mexico
Resides: Culiacan, Mexico
Acquired: Signed as a non-drafted free agent on Aug. 17, 2012
ML Service: 0.123
MLB Debut: May 27, 2016

CAREER HIGHLIGHTS

- The 21-year-old southpaw enters his third year with Los Angeles and his sixth professional season after an injury-laden 2017 where he made just five starts and went 0-2 with a 5.40 ERA
- In 23 career big league games (20 starts), he has gone 5-4 with a 3.86 ERA (43 ER/100.1 IP) over two seasons with the Dodgers...has struck out 95 batters against 45 walks in 100.1 innings
- In 20 career starts he has gone 4-4 with a 3.79 ERA (39 ER/92.2 IP), while going 1-0 with a 4.70 ERA (4 ER/7.2 IP) in three relief appearances
- Had his contract selected on May 27, 2016 and made the start against the Mets that day for his Major League debut, allowing three runs on five hits in 2.2 innings, while not factoring in the decision...was the 34th Dodger to make his MLB debut as a teenager since the club joined the National League in 1890 and first since Adrian Beltre, who made his debut on June 24, 1998 at the age of 19 years, 78 days...became the youngest Dodger starting pitcher at 19 years, 289 days, since Dick Calmus, who took the mound at Dodger Stadium on Aug. 23, 1963 vs. Milwaukee at 19 years, 228 days...also became the youngest Dodger to make his debut as a starting pitcher since Rex Barney (18 years, 242 days on his debut vs. Chicago-NL on Aug. 18, 1943) – Source: Stats, LLC.
- Became the youngest Major Leaguer to make their debut since Texas' Jurickson Profar (19 years, 195 days on Sept. 2, 2012 vs. Cleveland) and the youngest starting pitcher on their debut since Seattle's Felix Hernandez (19 years, 118 days on Aug. 4, 2005 vs. Detroit)...also became the youngest National Leaguer to make their debut since Washington's Bryce Harper (19 year, 195 days on April 28, 2012 vs. Dodgers) and youngest NL starter since Dwight Gooden (19 years, 143 days on April 7, 1984 vs. Houston) – Source: Stats, LLC.
- Collected his first big league win on June 28 at Milwaukee, allowing two runs on two hits in 6.0 innings and struck out six batters
- Became the youngest Dodger pitcher ever to appear in a postseason game at 20 years, 62 days in 2016 NLDS Game 5 against the Nationals, allowing just one hit in 2.0 innings of relief and recorded the win...became the youngest starting pitcher in MLB postseason history in the 2016 NLCS Game 5 against the Cubs at 20 years, 68 days, allowing four runs on four hits in 3.2 innings and recorded the loss
- In 78 career minor league games (69 starts) over five seasons, has gone 15-8 with a 2.65 ERA and has struck out 345 batters against just 98 walks in 298.2 innings...has limited hitters to a .213 average, while posting a 1.09 WHIP
- Named 2014 Dodgers' Branch Rickey Minor League Pitcher of the Year and was honored as 2014 and 2015 MiLB.com organization All-Star...was also selected to the World Team for the 2014 XM All-Star Futures Game, becoming the youngest-ever player to participate in the contest at the age of 17
- Signed by the Dodgers as a non-drafted free agent on Aug. 17, 2012

LAST SEASON

2017

- In his second season with the Dodgers, he went 0-2 with a 5.40 ERA (14 ER/23.1 IP) in just five starts in an injury-shortened season
- Placed on the minor league disabled list on June 11 and underwent season-ending left anterior capsule (shoulder) surgery on June 27...the successful surgery was performed by Dr. Neal ElAttrache in Los Angeles
- Made six starts for Triple-A Oklahoma City, going 3-0 with a 2.59 ERA (9 ER/31.1 IP) while collecting 32 strikeouts against 15 walks over 31.1 innings...held hitters to a .185 average and posted a 1.12 WHIP

2016

- Saw his first big league action in four stints with the Dodgers, going 5-2 with a 3.39 ERA and striking out 84 batters against 31 walks in 77.0 innings
- Was rated by MLB.com and Baseball America as the Dodgers' No. 1 prospect and the second and fourth overall prospect in baseball, respectively at the time of his call up
- Had his contract selected on May 27 from Triple-A Oklahoma City and made the start against the Mets that day for his Major League debut, allowing three runs on five hits in 2.2 innings and did not factor in the decision...was the 34th Dodger to make his MLB debut as a teenager since the club joined the National League in 1890 and first since Adrian Beltre, who made his debut on June 24, 1998 at the age of 19 years, 78 days...at 19-years-old (19 years, 289 days) became just the second teenager to start a game in the Major Leagues this century, joining Felix Hernandez (19 years, 118 days), who debuted in 2005...the last Dodger younger than Urias to make a start was Dick Calmus, who took the mound at Dodger Stadium on Aug. 23, 1963 vs. Milwaukee at 19 years, 228 days – Source: Stats, LLC.
- Collected his first big league win on June 28 at Milwaukee, allowing two runs on two hits in 6.0 innings and striking out six
- Went 4-2 with a 3.25 ERA (25 ER/69.1 IP) and struck out 77 batters against 27 walks in 15 starts, while going 1-0 with a 4.70 ERA (4 ER/7.2 IP) in three relief appearances
- His eight strikeouts on June 17 were the most by a teenager (19 yrs, 310 days) in a Dodger uniform since Don Drysdale struck out nine against the Phillies in 1956 (19 yrs, 275 days)
- Was unbeaten in his last 14 games (11 starts) since June 17...after the All-Star break, went 4-0 with a 1.99 ERA (9 ER/40.2 IP) in 10 games (seven starts)
- Overall, held lefties to a .234 average (15-for-64)...the opposition hit .188 (13-for-69) with no home runs with runners in scoring position
- Made two appearances (one start) during the postseason run in the NLDS against the Nationals and the NLCS against the Cubs...became the youngest Dodger pitcher ever to appear in a postseason game at 20 years, 62 days in 2016 NLDS Game 5 against the Nationals, allowing just one hit in 2.0 innings of relief and recorded the win...became the youngest starting pitcher in MLB postseason history in the 2016 NLCS Game 4 against the Cubs at 20 years, 68 days, allowing four runs on four hits in 3.2 innings and recorded the loss
- Began the season with Triple-A OKC and appeared in 11 games (seven starts), going 5-1 with a 1.40 ERA (7 ER/45.0 IP)...held the opposition to a .200 average and struck out 49 against just eight walks in 45.0 innings
- At the time of his promotion on May 27, led the Pacific Coast League in ERA (1.10), WHIP (0.78) and opponents' batting average (.176), while tying for 10th with 44 strikeouts

2015

- Combined to go 3-5 with a 3.81 ERA in 18 starts with Triple-A Oklahoma City, Double-A Tulsa, Single-A Rancho Cucamonga and the Rookie-level AZL Dodgers...opened the season and spent the majority of the year with Tulsa before a late-season promotion to Triple-A...also made three rehab starts in Arizona and Rancho Cucamonga
- Limited opposing hitters to a .241 batting average, while posting a 1.18 WHIP
- Placed on the DL from May 16-July 21 due to elective cosmetic surgery on his left eye on May 28
- Saw his first action at the Double-A level with Tulsa, where he limited opponents to a .213 batting average with a 1.00 WHIP...struck out 74 against only 15 walks in 68.1 innings with the Drillers
- Selected as the Double-A Texas League Pitcher of the Week for the period ending April 20
- Entered 2015 rated by MLB.com as the No. 8 prospect in all of baseball

2014

- Honored as the 2014 Dodgers' Branch Rickey Minor League Pitcher of the Year, after going 2-2 with a 2.36 ERA (23 ER/87.2 IP) in 25 games (20 starts)...struck out 109 batters against 37 walks in 87.2 innings
- Held hitters to a .194 average, including a .175 mark against lefties (17-for-97) and posted a 1.11 WHIP...limited batters to a .171 average with runners on base and a .164 average (12-for-73) with RISP
- Finished the season strong, going 1-1 with a 1.20 ERA (6 ER/45.0 IP) in 12 games (10 starts) and held opponents to a .162 average...struck out 62 against just 19 walks in 45.0 innings
- Honored as MiLB.com's organizational All-Star and was also selected to the World Team for the 2014 XM All-Star Futures Game, becoming the youngest-ever player to participate in the contest at the age of 17

2013

- Opened the 2013 season as a 16-year-old and went 2-0 with a 2.48 ERA and a 1.10 WHIP in 18 starts with Single-A Great Lakes in his first professional season...struck out 67 against 16 walks in 54.1 innings
- Held hitters to a .227 average and was effective against batters from both sides of the plate, limiting lefties to a .214/.241/.268 slashline and a .232/.307/.399 slashline against righties
- Limited batters to a .221 average with runners on base and a .143 mark with RISP

PERSONAL

Julio Urias (pronounced oo-REE-ahs)...father, Carlos, played one year of professional baseball as a catcher in Mexico...lives in Culiacan Rosales, Mexico...wears uniform No. 7 for his favorite player growing up, outfielder Darrell Sherman of the Culiacan Tomateros...signed as a non-drafted free agent by Los Angeles on Aug. 17, 2012...signed by scout Mike Brito.

JULIO URÍAS' CAREER PITCHING RECORD

Year	Team	W-L	ERA	G	GS	CG	SHO	SV	IP	H	R	ER	HR	HB	BB	SO	WP	BK	AVG
2013	Great Lakes	2-0	2.48	18	18	0	0	0	54.1	44	15	15	5	1	16	67	2	0	.227
2014	Rancho Cucamonga	2-2	2.36	25	20	0	0	0	87.2	60	25	23	4	7	37	109	5	1	.194
2015	Oklahoma City	0-1	18.69	2	2	0	0	0	4.1	11	9	9	0	0	6	5	1	0	.458
	Tulsa	3-4	2.77	13	13	0	0	0	68.1	53	24	21	4	1	15	74	1	1	.213
	Rancho Cucamonga	0-0	7.71	1	1	0	0	0	4.2	7	4	4	1	0	0	4	0	0	.350
	AZL Dodgers	0-0	0.00	2	2	0	0	0	3.0	2	0	0	0	0	1	5	0	0	.200
2016	LOS ANGELES	5-2	3.39	18	15	0	0	0	77.0	81	32	29	5	4	31	84	3	0	.274
	Oklahoma City	5-1	1.40	11	7	0	0	0	45.0	31	7	7	2	1	8	49	0	1	.200
2017	LOS ANGELES	0-2	5.40	5	5	0	0	0	23.1	23	15	14	1	1	14	11	1	1	.271
	Oklahoma City	3-0	2.59	6	6	0	0	0	31.1	20	9	9	1	0	15	32	4	0	.185
Major League-2 years		5-4	3.86	23	20	0	0	0	100.1	104	47	43	6	5	45	95	4	1	.273
Dodger Totals-2 years		5-4	3.86	23	20	0	0	0	100.1	104	47	43	6	5	45	95	4	1	.273
Minor League-5 years		15-8	2.65	78	69	0	0	0	298.2	228	93	88	17	10	98	345	13	3	.213

JULIO URÍAS' CAREER POSTSEASON PITCHING RECORD

Year	Team	W-L	ERA	G	GS	CG	SHO	SV	IP	H	R	ER	HR	HB	BB	SO	WP	BK
2016	NLDS: LAD vs. WAS	1-0	0.00	1	0	0	0	0	2.0	1	0	0	0	0	2	1	0	0
	NLCS: LAD vs. ChC	0-1	9.82	1	1	0	0	0	3.2	4	4	4	1	0	2	4	0	0
Postseason Totals		1-1	6.35	2	1	0	0	0	5.2	5	4	4	1	0	4	5	0	0
LDS Totals		1-0	0.00	1	0	0	0	0	2.0	1	0	0	0	0	2	1	0	0
LCS Totals		0-1	9.82	1	1	0	0	0	3.2	4	4	4	1	0	2	4	0	0

JULIO URÍAS' CAREER SINGLE-GAME BESTS

Low-Hit Complete Game:	None	Most Strikeouts:	8 (2x), last: Aug. 27, 2016
Most Innings Pitched - Starter:	6.1, May 9, 2017 vs. PIT	Most Walks:	6, June 28, 2016
Most Innings Pitched - Reliever:	3.0, Aug. 3, 2016	Longest Winning Streak:	5 games, June 28-Aug. 27, 2016
Most Earned Runs Allowed:	6 (2x), last: May 20, 2017 vs. MIA	Longest Losing Streak:	2 games, June 2-12, 2016

JULIO URÍAS' CAREER FIELDING RECORD

Position	PCT	G	PO	A	E	TC	DP
Pitcher	.818	23	2	16	1	22	0

CAREER TRANSACTIONS

- Signed by Los Angeles as a non-drafted free agent on Aug. 17, 2012

DISABLED LIST

- Feb. 23, 2018 (recovery from left shoulder surgery)

YOUNGEST STARTING PITCHERS IN L.A. DODGER HISTORY

Pitcher	Age	Year
Joe Moeller	19 years, 62 days	1962
Dick Calmus	19 years, 228 days	1963
Julio Urias	19 years, 289 days	2016
Edwin Jackson	20 years, 0 days	2003
Clayton Kershaw	20 years, 67 days	2008
Mike Kekich	20 years, 68 days	1965
Dennys Reyes	20 years, 85 days	1997
Rick Sutcliffe	20 years, 101 days	1976



CHASE UTLEY

@Dodgers

IF | 26



Bats: Left **Throws:** Right
Height: 6-1 **Weight:** 195
Opening Day Age: 39
Born: Dec. 17, 1978 in Pasadena, CA
Resides: Los Angeles, CA
Acquired: Signed as a free agent on Feb. 17, 2017
ML Service: 14.027
MLB Debut: April 4, 2003

CAREER HIGHLIGHTS

- The six-time All-Star (2006-10, 2014) and four-time National League Silver Slugger winner (2006-09) has a career .276 batting average with 258 home runs and 1011 RBI in 15 big league seasons with the Phillies (2003-15) and Dodgers (2015-17)
- Among active players, ranks among the leaders in games played (1850, 9th), runs (1085, 10th), hits (1850, 13th), doubles (401, T-9th), triples (57, 7th), home runs (258, 22nd), RBI (1011, 10th), extra-base hits (716, 8th) and total bases (3139, 10th)...among second basemen, he ranks among the active leaders (primary career position) in hits (3rd), doubles (2nd), triples (1st), home runs (2nd) and RBI (2nd)
- Is one of the top power-hitting second basemen (primary position) of all-time, ranking seventh in home runs (250) and sixth in slugging percentage (.469) - see chart on next page
- Chosen as a fan-elected starter at second base for five consecutive NL All-Star teams from 2006-2010 (did not play in 2010 due to injury) and earned his sixth career selection in 2014
- Has been successful on 87.8% of his stolen base attempts, stealing 151 bases, while only being caught 21 times during his career
- Finished in the Top 15 in NL Most Valuable Player balloting each year between 2006-09, posting three seasons with 30 or more home runs (2006, '08-09), four seasons with 100 or more RBI (2005-08), three seasons with 40 or more doubles (2006-08) and scoring 100 or more runs four times (2006-09) in that span...posted a .303/.391/.533 slashline during those four seasons...in 2006, became the 15th player in MLB history with a .300 batting average (.309), 200 hits (203), 30 home runs (32), 100 RBI (102), 40 doubles (40) and 130 runs (131) in a single season
- In 2006, he strung together a career-high 35-game hit streak from June 23-August 3, batting .405 (62-for-153) with 14 doubles, 2 triples, 9 home runs, 30 RBI, and a .699 slugging percentage...tied for 10th-longest in MLB history and tied with Luis Castillo for longest ever by a second baseman
- Has appeared in 68 career postseason games, recording a .224/.365/.410 slashline, going 47-for-210 with seven doubles, a triple, 10 home runs and 27 RBI and was a member of the 2008 World Series champions...is the Phillies' all-time leader in postseason runs (38), walks (34), stolen bases (10), go-ahead RBI (10) and game-winning RBI (5)
- Spent 13 seasons with the Phillies from 2003-15 and ranks among the Phillies' modern-era franchise leaders in games played (1551, 8th), hits (1623, 9th), runs (949, 6th), doubles (346, 5th), home runs (233, 6th), RBI (916, 7th) and walks (625, 10th)
- Made his Major League debut on April 4, 2003 with the Phillies against the Pirates, pinch-hitting in the second inning and striking out in his first Major League at-bat
- Started his first big league game on April 24, 2004 against the Rockies at second base and hit a grand slam off Aaron Cook in his second at-bat of the game for his first big league hit
- Played for Team USA in the inaugural World Baseball Classic in 2006, going 5-for-13 (.385) with two RBI in four games
- Originally selected by the Dodgers in the second round of the 1997 First-Year Player Draft out of Long Beach Poly High School, but did not sign and attended UCLA...he was then selected by the Phillies in the first round (15th overall) of the 2000 First-Year Player Draft

AWARDS

- ★ **All-Star**
(6: 2006-10, '14)
- 👉 **Silver Slugger**
(4: 2006-09)

YEAR-BY-YEAR

2017

- In his 15th big league season and his third with the Dodgers, he hit .236 with 43 runs, 20 doubles, four triples, eight home runs and 34 RBI in 127 games...also recorded nine hit by pitches, which tied for 17th most in the NL
- Spent the majority of season at second base (80 games, 68 starts, .978 fielding percentage), but also played in 17 games (10 starts) at first base

- Drove in his 1,000th career RBI on July 7, 2017 against the Royals to become the ninth active player to accomplish the feat
- Had reached base safely in all three plate appearances on May 18 against Miami, going 2-for-2 with a run, two RBI, a walk and a stolen base and according to Elias Sports Bureau, he became the first leadoff batter with a sac bunt, sac fly and stolen base in one game, while getting hits on each of his at-bats since the sac fly rule was born in 1954
- Appeared in nine postseason games for the Dodgers, going 0-for-15 with one run scored, two walks and two hit by pitches...at 38 years old, he became the oldest player to score the go-ahead run in a World Series elimination game since Enos Slaughter (41 years old) in 1957

2016

- Batted .252 with 26 doubles, 14 homers and 52 RBI in 138 games in his 14th MLB season and second with the Dodgers
- Started 112 games at the leadoff spot (114 total games), batting .264 (125-for-473) and blasting four leadoff home runs (five in his career), the most for a Dodger since Rafael Furcal's six in 2006
- His 565 plate appearances without grounding into a double play were the most in Dodger franchise history, surpassing Pete Reiser, who went 537 without a GIDP in 1942...was the only qualifying big leaguer to not ground into a double play in 2016...only four big leaguers in history have had more plate appearances in a season without grounding into a double play: Augie Galan (1935 CHC, 748 PA), Craig Biggio (1997 HOU, 744 PA) and Dick McAuliffe (1968 DET, 658 PA)
- With the bases loaded, went 4-for-5 with a double, a walk and two grand slams (May 28 at NYM, Aug. 16 at PHI)
- Posted a .989 fielding percentage in 134 games (118 starts) at second base and also appeared in one game at third base
- Named the winner of the 11th annual Roy Campanella Award, which is given to the Dodger player who best exemplifies the spirit and leadership of the late Hall of Fame catcher, and is voted on by Dodger players and coaches
- Returning to Philadelphia for the first time since his Aug. 19, 2015 trade, blasted two home runs which drew curtain calls from the crowd at Citizens Bank Park with a solo homer in the fifth inning and a grand slam in the seventh inning...in his first games in New York since the 2015 NLDS, went 4-for-9 with a double, two homers and nine RBI during a three-game series, May 27-29...on May 28, hit a solo homer in the sixth inning and followed it up with a grand slam in the seventh inning
- Had a career-high six hits (6-for-7, 2 2B) in a 6-4, 14-inning loss to the Orioles on July 6...the six hits tied a franchise record (9th time, last: Shawn Green, May 23, 2002 at MIL)

2015

- Batted .212 with eight homers and 39 RBI in 107 combined games with the Dodgers and Phillies in his 13th big league campaign
- Acquired by Los Angeles from Philadelphia on Aug. 19 with cash considerations in exchange for minor league infielder/outfielder Darnell Sweeney and minor league pitcher John Richy
- With Los Angeles, batted .202 with nine doubles, a triple, three homers and nine RBI in 34 games
- Made the first appearance of his career at third base on Sept. 21 against the D-backs and started three games at the hot corner without an error...also combined to appear in six games (three starts) at first base and 88 games (87 starts) at second base, posting a .982 combined fielding percentage (eight errors)
- Played in 73 games for the Phillies, batting .217 (54-for-249) with 12 doubles, a triple, five home runs and 30 RBI...placed on the DL from June 24-Aug. 7 with right ankle inflammation
- Appeared in three NLDS games for Los Angeles against the Mets and went 1-for-3 with a run scored

2014

- Led NL second basemen in games (147), doubles (35), RBI (77), extra base hits (52), walks (52) and times on base (222)...ranked second in triples (six), total bases (237) and at-bats (578) and tied second in home runs (11) and runs scored (74)
- Overall, tied for second in the NL in intentional walks (12), tied for third in sacrifice flies (nine), tied for sixth in game-winning RBI (15), ranked seventh in go-ahead RBI (27), tied seventh in HBP (13), eighth in fewest strikeouts per plate appearance (7.81) and tied for 10th in games (155)
- Made his seventh career Opening Day start for the Phillies (2006-10, 2013-14)
- Started at second base for the NL All-Star team, his sixth career selection (all starts)
- Batted .294 (47-for-160) with runners in scoring position
- Selected as the Phillies' Heart & Hustle Award presented by the Major League Baseball Players Alumni Association

2013

- Among NL second basemen, finished second in triples (six) and slugging percentage (.470), third in on-base percentage (.346) and extra base hits (48), tied third in doubles (25), fourth in batting average (.281), home runs (17), RBI (64), runs (72), total bases (219) and stolen bases (eight) and fifth in hits (131) & walks (44)

ALL-TIME SLUGGING PCT. AS A SECOND BASEMAN (MIN. 3000 PA)

PLAYER	SLG
1. Rogers Hornsby	.577
2. Jeff Kent	.500
3. Robinson Cano	.494
4. Charlie Gehringer	.480
5. Jackie Robinson	.474
6. Chase Utley	.469

- Tied ninth in the NL and tied his career high in triples (six)
- With runners in scoring position, batted .330 (35-for-106)
- Spent four weeks on the DL with an oblique strain (May 21- June 20)

2012

- Began the season on the 15-day DL with chondromalacia; did not participate in any spring training games for the second straight year...played in a combined 10 rehab games with Single-A Clearwater and Triple-A Lehigh Valley before being activated on June 27...homered in his first at-bat of the season, June 27 vs Pittsburgh
- After making his season debut on June 27, led the team in go-ahead RBI (16), walks (43), HBP (12), sacrifice flies (six) and on-base percentage (.365) and hits (T-1st, 77)
- Caught stealing on July 14, snapping a streak of 21 consecutive stolen base attempts

2011

- Began the season on the 15-day DL with right knee tendinitis/chondromalacia; did not participate in any spring training games...was activated on May 23
- Set the Phillies record for most games played at second base (1,004), August 12 vs Washington
- Left the game, September 7 vs Atlanta, in the bottom of the 8th inning after getting hit in the helmet by a pitch in the bottom of the 6th inning; missed the next seven games (September 8-14)
- Reached base safely in 91 of his 103 games (88.3%)
- Set a career high for hits in a playoff series (seven) in NLDS vs. St. Louis

2010

- Was elected as the starting second baseman for the NL All-Star team for the fifth straight year, but did not play due to injury (left thumb sprain)
- Ranked third in the NL in HBP (18) and ninth in on-base percentage (.387) and average with RISP (.333)
- Homered in four straight games, April 5-9, falling one short of his career high (five, done twice)
- Collected his 1,000th career hit, April 28 at San Francisco (singled off Brian Wilson in 9th inning)
- Missed 43 games (June 29-August 15) while on the DL with a left thumb sprain and had ligament surgery on July 1 (Dr. Andrew Weiland); made four rehab starts with Clearwater, playing three games at second base and one as a designated hitter
- Tied his career high with six RBI, September 2 at Colorado, including his fourth career grand slam (Matt Reynolds)
- Reached base safely in 29 straight games, August 31-October 2 (35 hits, 14 walks, nine HBP, .436 on-base percentage)...had a season-high 10-game hit streak, September 18-28

2009

- Made his fourth consecutive start at second base for the NL All-Star team and won his fourth straight NL Silver Slugger Award...named to The Sporting News NL All-Star squad
- Among NL players, finished third in runs (112), tied fourth in times on base (273), tied seventh in game-winning RBI (16) and 10th in on-base percentage (.397)...led all Major League players in HBP (24) and stolen base percentage (100.0; 23/23)
- Led all NL second basemen in runs, on-base percentage, slugging percentage (.510), extra base hits (63), total bases (290) and go-ahead RBI (25), home runs (T-1st, 31), while ranking second in stolen bases (23), walks (88) and hits (161, T-2nd)
- Became the 10th Phillie in club history to have a 20 home run/20 stolen base season
- Set career highs in walks and stolen bases and stole home for the first time, September 15 vs Washington
- Slugged his 150th career home run – his second career inside-the-park home run – July 9 vs Cincinnati (Micah Owings)
- Posted a .296/.424/.648 slashline in 15 postseason games, going 16-for-54 with a double, six homers and 10 RBI...tied Hall of Famer Reggie Jackson and set an NL record for the most home runs (five) in a single World Series...became the second player in MLB history to have two multi-homer games in one World Series (Willie Aikens for Kansas City in 1980)
- Set an MLB record by reaching base safely in 27 straight postseason games (streak began in 2007); streak was snapped in Game three of the World Series, October 31 vs New York-AL

2008

- Led the NL in HBP (27), tied for fifth in extra base hits (78) and runs (113), ranked sixth in total bases (325) and times on base (268), tied for seventh in games (159) and sacrifice flies (eight), ninth in slugging percentage (.535), tied for ninth in home runs (33) and go-ahead RBI (25) and tied for 10th in hits (177) and doubles (41)
- Won the Silver Slugger Award and topped all NL second basemen in hits, doubles, home runs, RBI, runs, extra base hits, total bases and slugging percentage
- Made his third straight start at second base for the NL All-Star team (1-for-3) and competed in the Home Run Derby (hit five in the first round)
- Set a career high in home runs (33)...became the first second baseman in MLB history to have 10 home runs before the end of April

- Had his 14th career multi-homer game, April 4 at Cincinnati, including his 100th career home run (Jeremy Affeldt)
- Had an extra-base hit in eight straight games (three doubles, seven home runs), April 16-23; since 1956, only one other second baseman had a longer streak (Pete Rose – nine games, July 31-August 8, 1966)
- Twice tied a Phillies record by homering in five straight games, April 17-21 (six home runs total) and May 28-June 2 (five home runs total), becoming one of only four players in MLB history to have two five-homer streaks in the same season; Harmon Killebrew (1970), Frank Thomas (1994) and Barry Bonds (2001) were the others
- Won NL Player of the Month honors for April (.352, 10 home runs, 21 RBI)
- Set a career high with six RBI, May 26 vs Colorado
- Posted a .391 on-base percentage, scoring 10 runs, hitting three homers and driving in nine runs in 14 postseason games...hit a two-out, two-run double in Game 1 of the NLDS vs Milwaukee to give the Phillies a 2-0 lead in their 3-1 win...became the third player in NLCS history to walk four times in a game, October 10 vs Los Angeles-NL (others: Darren Daulton, October 10, 1993 vs. Atlanta and Ken Caminiti, October 8, 1998 vs. Atlanta)...became the 34th player in World Series history to hit a home run in his first at-bat, October 22 vs.Tampa Bay (Scott Kazmir)

2007

- Won the NL Silver Slugger Award for second basemen and started his consecutive All-Star Game, while finishing eighth in NL MVP voting...named to The Sporting News NL All-Star squad
- Led all MLB second basemen in RBI (103), slugging percentage (.571) and on-base percentage (.413) and doubles (T-1st, 48)
- Among the NL leaders in HBP (25, 1st), batting average (.332, 3rd), doubles (T-3rd), OBP (.410, 6th), slugging percentage (.566, 7th) and extra base hits (75, T-9th)...was the ninth-hardest player in the NL to double up (1 GIDP/75.7 at-bats)
- Set career highs in batting average and doubles
- Established a Phillies single-season franchise record for doubles by a second baseman...had the most doubles in April (13) by a Phillie since divisional play began in 1969
- Named NL Co-Player of the Week, April 23-29
- Was on the 15-day DL, July 27-August 27 (broken right hand), after being hit by a pitch from Washington's John Lannan

2006

- Became the 15th player in MLB history with a .300 batting average, 200 hits, 30 home runs, 100 RBI, 40 doubles and 130 runs in one season and the second Phillie (Hall of Famer Chuck Klein, 1930 & 1932)
- Elected by the fans as the starting second baseman for the All-Star Game, his first All-Star appearance
- Won the NL Silver Slugger Award for second basemen
- Led the NL in runs (131) and tied for the lead in multi-hit games (64), finished second in hits (203), third in at-bats (658), tied for third in games (160), fifth in total bases (347), tied for sixth in HBP (14), tied eighth in game-winning RBI (14) and 10th in average (.309)
- Led all Major League second basemen in hits (198), home runs (31), RBI (100), runs (128), extra-base hits (74), total bases (338), go-ahead RBI (22) and game-winning RBI (14)
- Had a 35-game hit streak, June 23-August 3 (.405, 62-for-153, 14 doubles, two triples, nine home runs, 30 RBI, .699 slugging percentage), tied for 10th-longest in MLB history and tied with Luis Castillo for longest ever by a second baseman; had 23 multi-hit games during the streak
- Was ejected for the first time in his career, April 23 vs. Florida by first base umpire Dan Iassogna
- Won NL Player of the Month honors for July and was twice named NL Player of the Week, May 1-7 and July 24-30
- Named to The Sporting News post-season NL All-Star squad
- Played for Team USA in the inaugural World Baseball Classic
- Played in the Japan All-Star Series

2005

- Set a Phillies record for RBI in a season (105) by a second baseman and tied the record for home runs (28) in his first full season in the majors
- Among NL players tied for eighth in RBI and extra base hits (73) and tied for ninth in sacrifice flies (7)
- His .313 average against right-handed pitching was seventh-best in the NL
- Hit a pinch-hit grand slam, June 1 vs San Francisco (LaTroy Hawkins), to break a 6-6 tie
- Slugged his first career walk-off home run, July 22 vs San Diego (11th inning off Paul Quantrill)
- Named NL Player of the Week, July 14-17
- Hit his first career inside-the-park home run, September 25 at Cincinnati
- Named co-winner of the Mike Schmidt MVP Award by the Philadelphia chapter of the BBWAA

2004

- Began the season with Triple-A Scranton/Wilkes-Barre, but appeared in 94 big league games in two stints with the Phillies (May 8-June 15, June 24-conclusion of season)
- Hit his first career pinch-hit home run, June 28 vs Montreal (Claudio Vargas)
- Made 57 starts: 46 at second base and 11 at first base

- Finished fifth in the NL in RBI ratio (RBI/4.68 at-bats) among players with at least 250 at-bats
- Hit .355 (11-for-31), two doubles, three home runs, 10 RBI, three walks as a pinch-hitter; tied third in the majors in pinch home runs, fourth in pinch average and tied seventh in pinch RBI

2003

- Saw his first big league action in three stints with the Phillies and also appeared in 113 games at Triple-A, batting .323 with 18 homers and 77 RBI with Scranton/Wilkes-Barre
- Returned to second base during spring training and began the season with the Phillies as a utility infielder
- Made his Major League debut, April 4 vs Pittsburgh (struck out in pinch at-bat); his only at-bat before being optioned to Scranton on April 6
- Made his first Major League start at second base, April 24 vs Colorado (2-for-4, double, home run, four RBI), and hit a grand slam off Aaron Cook in his second at-bat of the game for his first Major League hit
- Stole his first Major League base, August 30 at New York-NL
- Was the final batter in the history of Veterans Stadium, Sept. 28 vs. Atlanta (grounded out)
- Selected as the starting second baseman for the International League in the Triple-A All-Star Game...named Scranton/Wilkes-Barre Player of the Year and finished third in the IL in batting average (.323), tied second in runs scored (80), third in slugging percentage (.517) and fourth in OBP (.390)
- Rated as the fourth-best prospect in the IL by Baseball America and to the 2003 Topps/Minor League Baseball Triple-A All-Star team

2002

- Spent the entire season at Triple-A Scranton/Wilkes-Barre and set a club single-season record and led the International League with 39 doubles, while tying for third in extra base hits (57)
- Led the team in home runs (17)
- Was a non-roster invitee to big league camp...converted from second base to third base during spring training
- Recipient of the Paul Owens Award as best player in the Phillies minor league system
- Hit .308, six doubles, a triple, four home runs, 23 RBI for Grand Canyon in the Arizona Fall League
- Rated the second-best prospect in Phillies minor league system and 14th-best in the IL by Baseball America

2001

- Was a non-roster invitee to big league camp before spending the entire season with Clearwater
- Tied for the team lead in home runs (16) and finished second in hits (120) and tied for second in stolen bases (19)
- Selected as a Florida State League All-Star and participated in MLB's All-Star Futures Game played at Safeco Field

2000

- Hit safely in 29 of 40 games with 14 multi-hit games with Single-A Batavia after making his pro debut on July 30
- Named Phillies' fifth-best prospect by Baseball America

AMATEUR HIGHLIGHTS

A 1997 graduate of Long Beach Polytechnic High School (CA)...attended UCLA and hit .342 with 174 RBI in 177 career games at UCLA...hit .382 with 22 HR, 69 RBI in 64 games his junior year...tied third on school's all-time home run list (53) and ranks fifth in hits (256)...Ranks tied second on UCLA's single-season list for hits (108 in 2000), third in at-bats (283 in 2000) and fifth in runs (81 in 2000)...named Outstanding Player of the 2000 Oklahoma City Regional...selected as 1st-team All-American by The Sporting News and NCBWA...2010 inductee into the UCLA Hall of Fame.

PERSONAL

Chase Cameron Utley...married Jennifer Cooper; has two sons, Benjamin (12/2/11) and Maxwell Chase (10/4/14)...launched the Utley Foundation, which brings awareness to the epidemic of animal cruelty, and holds annual fundraising events to support its mission...since 2008, has raised over \$1 million for the Pennsylvania SPCA and has hosted All-Star Animals Casino Nights with wife Jennifer to benefit the organization...the Utleys have also spearheaded fundraisers, including Save a Pet at the Park, a pet calendar and taped PSAs for PSPCA...he created the Chase's Champs charitable ticket program during his time in Philadelphia and annually donated full season tickets to patients from the Children's Hospital of Philadelphia (CHOP) and St. Christopher's Hospital...was honored for his dedication to giving back to the community with the Phillies Community Service Award and was the club's Roberto Clemente Award winner, both in 2013...originally selected by the Dodgers in the 2nd round of the 1997 First-Year Player Draft out of Long Beach Poly High School, but did not sign...he was then selected by the Phillies in the first round (15th overall) of the 2000 First-Year Player Draft and signed by scout Matt Lundin.

CHASE UTLEY'S CAREER BATTING RECORD

Year	Team	AVG	G	AB	R	H	2B	3B	HR	RBI	SH	SF	HBP	BB	SO	SB	CS	OBP	SLG	E
2000	Batavia	.307	40	153	21	47	13	1	2	22	0	2	2	18	23	5	3	.383	.444	3
2001	Clearwater	.257	122	467	65	120	25	2	16	59	1	6	12	37	88	19	8	.324	.422	17
2002	Scranton/WB	.263	125	464	73	122	39	1	17	70	0	4	20	46	89	8	3	.352	.461	28
2003	PHILADELPHIA	.239	43	134	13	32	10	1	2	21	0	1	6	11	22	2	0	.322	.373	3
	Scranton/WB	.323	113	431	80	139	26	2	18	77	0	7	11	41	75	10	4	.390	.517	13
2004	PHILADELPHIA	.266	94	267	36	71	11	2	13	57	1	2	2	15	40	4	1	.308	.468	4
	Scranton/WB	.285	33	123	23	35	8	1	6	25	0	3	0	18	29	4	2	.368	.512	5
2005	PHILADELPHIA	.291	147	543	93	158	39	6	28	105	0	7	9	69	109	16	3	.376	.540	16
2006	PHILADELPHIA	.309	160	658	131	203	40	4	32	102	0	4	14	63	132	15	4	.379	.527	18
2007	PHILADELPHIA	.332	132	530	104	176	48	5	22	103	1	7	25	50	89	9	1	.410	.566	10
	Reading	.100	3	10	0	1	0	0	0	0	0	0	0	1	2	0	0	.182	.100	0
2008	PHILADELPHIA	.292	159	607	113	177	41	4	33	104	1	8	27	64	104	14	2	.380	.535	13
2009	PHILADELPHIA	.282	156	571	112	161	28	4	31	93	0	4	24	88	110	23	0	.397	.508	12
2010	PHILADELPHIA	.275	115	425	75	117	20	2	16	65	0	5	18	63	63	13	2	.387	.445	11
	Clearwater	.250	4	12	1	3	0	2	0	1	0	0	0	1	2	0	0	.308	.583	2
2011	PHILADELPHIA	.259	103	398	54	103	21	6	11	44	1	2	14	39	47	14	0	.344	.425	5
	Clearwater	.281	9	32	4	9	2	0	1	4	0	0	1	3	6	1	0	.361	.438	0
2012	PHILADELPHIA	.256	83	301	48	77	15	2	11	45	0	6	12	43	43	11	1	.365	.429	7
	Clearwater	.166	9	32	3	5	0	0	1	5	0	1	2	3	5	1	0	.263	.250	0
	Lehigh Valley	.400	1	5	1	2	0	0	1	1	0	0	0	0	2	0	0	.400	1.000	0
2013	PHILADELPHIA	.284	131	476	73	135	25	6	18	69	0	5	5	45	79	8	3	.348	.475	17
	Reading	.000	2	9	0	0	0	0	0	0	0	0	0	0	0	1	0	.000	.000	0
2014	PHILADELPHIA	.270	155	589	74	159	36	6	11	78	0	9	13	53	85	10	1	.339	.407	11
2015	PHILADELPHIA	.217	73	249	23	54	12	1	5	30	0	7	4	22	35	3	0	.284	.333	6
	LOS ANGELES	.202	34	124	14	25	9	1	3	9	0	1	6	10	29	1	0	.291	.363	2
	Reading	.500	2	3	3	4	1	0	0	1	0	0	0	1	1	0	0	.566	.625	0
	Lehigh Valley	.667	1	3	0	2	0	0	0	0	0	0	0	1	0	0	0	.750	.667	0
2016	LOS ANGELES	.252	138	512	79	129	26	3	14	52	1	1	11	40	115	2	2	.319	.396	5
2017	LOS ANGELES	.236	127	309	43	73	20	4	8	34	1	2	9	32	57	6	1	.324	.405	6
Major League-15 years		.276	1850	6693	1085	1850	401	57	258	1011	6	71	199	707	1159	151	21	.359	.469	146
Dodger Totals-3 years		.202	34	124	14	25	9	1	3	9	0	1	6	10	29	1	0	.291	.363	2
Minor League-11 years		.280	464	1749	274	489	114	9	62	265	1	23	48	170	323	48	20	.355	.461	68

UTLEY
CHASE UTLEY'S CAREER POSTSEASON BATTING RECORD

Year	Team	AVG	G	AB	R	H	2B	3B	HR	RBI	SH	SF	HP	BB	SO	SB	CS	OBP	SLG
2007	NLDS: PHI vs. COL	.182	3	11	0	2	0	0	0	0	0	0	0	2	5	0	0	.308	.182
2008	NLDS: PHI vs. MIL	.133	4	15	1	2	1	0	0	2	0	0	0	2	4	0	0	.235	.200
	NLCS: PHI vs. LAD	.353	5	17	4	6	2	0	1	3	0	0	0	6	5	0	1	.522	.647
	WS: PHI vs. TB	.167	5	18	5	3	0	0	2	4	0	0	1	5	5	3	0	.375	.500
2009	NLDS: PHI vs. COL	.429	4	14	5	6	0	0	1	1	0	0	0	4	3	2	0	.556	.643
	NLCS: PHI vs. LAD	.211	5	19	3	4	0	0	0	1	0	0	0	4	4	0	0	.348	.211
	WS: PHI vs. NYY	.286	6	21	7	6	1	0	5	8	0	0	0	4	5	1	0	.400	1.048
2010	NLDS: PHI vs. CIN	.273	3	11	3	3	0	0	1	4	0	1	1	0	2	1	0	.308	.545
	NLCS: PHI vs. SF	.182	6	22	5	4	1	0	0	1	0	0	1	4	2	3	0	.333	.227
2011	NLDS: PHI vs. STL	.438	5	16	5	7	2	1	0	1	0	0	2	3	3	0	1	.571	.688
2015	NLDS: LA vs. NYM	.333	3	3	1	1	0	0	0	0	0	0	0	0	1	0	0	.333	.333
2016	NLDS: LA vs. WSH	.188	5	16	0	3	0	0	0	2	0	0	1	1	5	1	0	.278	.188
	NLCS: LA vs. CHC	.000	5	12	1	0	0	0	0	0	0	0	0	2	3	0	0	.143	.000
2017	NLDS: LAD vs. ARI	.000	2	2	0	0	0	0	0	0	0	0	0	2	0	0	0	.500	.000
	NLCS: LAD vs. CHC	.000	3	7	0	0	0	0	0	0	0	0	1	0	4	0	0	.125	.000
	WS: LAD vs. HOU	.000	4	6	1	0	0	0	0	0	0	0	1	0	1	0	1	.143	.000
Postseason Totals		.224	68	210	41	47	7	1	10	27	0	1	8	39	52	11	2	.364	.410
LDS Totals		.273	29	88	15	24	3	1	2	10	0	1	4	14	23	4	1	.393	.398
LCS Totals		.182	24	77	13	14	3	0	1	5	0	1	2	16	18	3	1	.337	.260
WS Totals		.200	15	45	13	9	1	0	7	12	0	0	2	9	11	4	0	.357	.689

CHASE UTLEY'S CAREER SINGLE-GAME BESTS

Most Hits: 6, July 6, 2016 vs. BAL
 Most RBI: 6 (2x), last: Sept. 2, 2010 at COL
 Most Home Runs: 2, (23x), last: Aug. 16, 2016 at PHI
 Most Runs Scored: 4, Aug. 22, 2016 at COL

Most Stolen Bases: 2 (6x), last: April 9, 2013 vs. NYM
 Most Walks: 3 (11x), last: June 11, 2017 vs. CIN
 Longest Hitting Streak: 35 games, June 23-Aug. 3, 2006
 Grand Slams: 7, last: Aug. 16, 2016 at PHI (Mariot)

CHASE UTLEY'S CAREER FIELDING RECORD

Position	PCT	G	PO	A	E	TC	DP
First Base	.994	50	292	30	2	324	25
Second Base	.982	1693	3375	4471	144	7990	984
Third Base	1.000	4	1	8	0	9	0

CAREER TRANSACTIONS

- Selected by Philadelphia in the first round (15th overall) of the 2000 First-Year Player Draft
- Acquired by Los Angeles with cash from Philadelphia in exchange for RHP John Richey and IF/OF Darnell Sweeney on Aug. 19, 2015
- Signed by Los Angeles as a free agent on Dec. 9, 2015
- Signed by Los Angeles as a free agent on Feb. 18, 2017
- Signed by Los Angeles as a free agent on Feb. 17, 2018

DISABLED LIST

- July 27-Aug. 27, 2007 (fractured right hand)
- June 29-Aug. 17, 2010 (right thumb surgery)
- March 22-May 23, 2011 (right knee tendinitis)
- March 26-June 27, 2012 (right knee patella tendinitis)
- May 21-June 21, 2013 (strained right oblique)
- June 23-Aug. 7, 2015 (right ankle inflammation)



ALEX VERDUGO

OF | 61
@DugieKnows



Bats: Left **Throws:** Left
Height: 6-0 **Weight:** 205
Opening Day Age: 21
Born: May 15, 1996 in Tucson, AZ
Resides: Tucson, AZ
Acquired: Drafted in the second round of the 2014 draft
ML Service: 0.031
MLB Debut: September 1, 2017

CAREER HIGHLIGHTS

- The 21-year-old outfielder enters his fifth professional season and his second year with the Dodgers after making his big league debut in 2017
- In 15 Major League games, he hit .174 (4-for-23) with one home run and one RBI...spent time at all three outfield positions, appearing in six games in center field, three games in right field and three games in left field
- Had his contract selected by Los Angeles on Sept. 1, 2017 and made his big league debut that day with a start in center field at San Diego...finished the game going 0-for-3 with a walk
- Collected his first Major League hit on Sept. 2, 2017 against the Padres with a single in the second inning in the first game of a doubleheader
- Stroked his first career big league homer on Sept. 10, 2017 against the Rockies with a pinch-hit solo home run in the ninth inning off of Adam Ottavino
- Named to Team Mexico's roster for the 2017 World Baseball Classic and appeared in three games for the club, hitting .357 (5-for-14) with three runs scored
- In 421 career minor league games, has posted a .305/.362/.438 slashline with 97 doubles, 12 triples, 31 homers, 227 RBI and 36 stolen bases
- Has spent majority of his minor league career playing center field (302 games), but has also seen time in right field (91 games) and left field (13 games)
- Has received numerous accolades throughout his minor league career: selected as a Pacific Coast League All-Star in 2017 and participated in the MLB All-Star Futures Games...was a Texas League mid- and post-season All-Star in 2016...honored as the Dodgers' Branch Rickey Minor League Player of the Year in 2015, while also being selected as a Midwest League post-season All-Star...selected as Arizona League post-season All-Star in 2014, along with being named to Baseball America's Rookie All-Star...named MiLB.com's Organizational All-Star in 2014, 2015 and 2017
- Selected by the Dodgers in the second round of the 2014 First-Year Player Draft from Sahuaro (AZ) High School

YEAR-BY-YEAR

2017

- Saw his first big league action with the Dodgers, going 4-for-23 (.174) with one home run and one RBI in 15 big league games
- Had his contract selected on Sept. 1 and made his big league debut that day with a start in center field at San Diego...finished the game going 0-for-3 with a walk
- Collected his first Major League hit on Sept. 2 against the Padres with a single in the second inning off of Clayton Richard in the first game of a doubleheader
- Stroked his first career big league homer on Sept. 10, 2017 against the Rockies with a pinch-hit solo home run in the ninth inning off of Adam Ottavino
- Spent majority of the season with Triple-A Oklahoma City, hitting .314 with 27 doubles, four triples, six home runs and 62 RBI along with a .389 on-base percentage and a .436 slugging percentage...finished with the ninth best OBP in the Pacific Coast League
- Named a Pacific Coast League mid-season All-Star, participated in the MLB All-Star Futures Game and selected as an MiLB.com's Organizational All-Star
- Had a 20-game hitting streak with OKC from June 8-30, where he batted .488 (39-for-80) with six doubles, two triples, two home runs, and 12 RBI during that span
- Prior to the start of the season, he joined to Team Mexico for the 2017 World Baseball Classic and appeared in three games for the club, hitting .357 (5-for-14) with three runs scored

2016

- Spent the entire campaign with Double-A Tulsa, hitting .273 with 23 doubles, 13 homers and 63 RBI in 126 games
- Ranked among Texas League leaders in hits (130, t-4th), batting average (10th), RBI (11th) and total bases (194, 11th)
- Selected as Texas League mid- and post-season All-star...named Texas League Player of the Week in the period ending July 17
- Following the season, played for the Glendale Desert Dogs in the Arizona Fall League and was selected to participate in the AFL Rising Stars Game

2015

- Named the Dodgers' Branch Rickey Minor League Player of the Year after splitting time with Single-A Great Lakes and Single-A Rancho Cucamonga, slashing .311/.340/.441 with 70 runs, 32 doubles, four triples, nine homers and 61 RBI in 124 games...stole a career-high 14 combined bases
- Spent most of the season with the Loons, hitting .295 with 50 runs, 23 doubles, two triples, five home runs, 42 RBI in 101 games...honored as Midwest League post-season All-Star
- Also earned MiLB.com's Organizational All-Star for the second straight year...named California League Player of the Week in the period ending Sept. 7

2014

- Had a stellar start to his professional career with Rookie-level AZL Dodgers, slashing .347/.423/.518 with 28 runs, 14 doubles, three triples, three homers, 33 RBI and eight stolen bases
- Tied for the most doubles in the Arizona League, while ranking among the league leaders in batting average (2nd), hits (2nd), RBI (3rd), OBP (3rd), total bases (4th) and SLG (4th)...selected as AZL post-season All-Star and was also honored as Baseball America's Rookie All-Star
- Promoted to Rookie-level Ogden on Aug. 31 and went 8-for-20 (.400) with three runs, one double, eight RBI and three stolen bases in five games
- Selected as MiLB.com's Organizational All-Star

PERSONAL

Alexander Brady Verdugo...was a two-way star at Sahuarito High School in Tucson, Arizona...held a 2.19 ERA and struck out 401 opposing batters for 26 career wins in high school...batted .486 with 16 home runs and 145 RBI during his high school career...earned a spot on the National team for the 2013 Under Armour All-America Game where he was also voted MVP...originally committed to Arizona State University before signing with the Dodgers...selected by the Los Angeles Dodgers in the second round (62nd overall) of the 2014 MLB Draft and signed by scout Dustin Yount.

ALEX VERDUGO'S CAREER BATTING RECORD

Year	Team	AVG	G	AB	R	H	2B	3B	HR	RBI	SH	SF	HP	BB	SO	SB	CS	OBP	SLG	E
2014	AZL Dodgers	.347	49	170	28	59	14	3	3	33	0	2	4	20	14	8	0	.518	.423	2
	Ogden	.400	5	20	3	8	1	0	0	8	0	0	0	0	4	3	0	.450	.400	1
2015	Rancho Cucamonga	.385	23	91	20	35	9	2	4	19	0	1	0	4	12	1	0	.659	.406	0
	Great Lakes	.295	101	421	50	124	23	2	5	42	1	2	3	17	53	13	5	.394	.325	8
2016	Tulsa	.273	126	477	58	130	23	1	13	63	0	4	4	44	67	2	6	.407	.336	10
2017	LOS ANGELES	.174	15	23	1	4	0	0	1	1	0	0	0	2	4	0	1	.304	.240	0
	Oklahoma City	.314	117	433	67	136	27	4	6	62	1	5	4	52	50	9	3	.436	.389	0
Major League-1 year		.174	15	23	1	4	0	0	1	1	0	0	0	2	4	0	1	.304	.240	0
Dodger Totals-1 year		.174	15	23	1	4	0	0	1	1	0	0	0	2	4	0	1	.304	.240	0
Minor League-4 years		.305	421	1612	226	492	97	12	31	227	2	14	15	137	200	36	14	.438	.362	21

ALEX VERDUGO'S CAREER SINGLE-GAME BESTS

Most Hits:	1 (4x), last: Sept. 29, 2017 at COL	Most Stolen Bases:	---
Most RBI:	1, Sept. 10, 2017 vs. COL	Most Walks:	1 (2x), last: Sept. 2, 2017 at SD
Most Home Runs:	1, Sept. 10, 2017 vs. COL	Longest Hitting Streak:	1 (4x), last: Sept. 29, 2017
Most Runs Scored:	1, Sept. 10, 2017 vs. COL	Grand Slams:	None

ALEX VERDUGO'S CAREER FIELDING RECORD

Position	PCT	G	PO	A	E	TC	DP
Outfield	1.000	10	4	0	0	4	0

CAREER TRANSACTIONS

- Selected by the Dodgers in the second round of the 2014 First-Year Player Draft

DISABLED LIST

- Has not been on the disabled list in the Major Leagues



ALEX WOOD @AWood45

LHP | 57



Bats: Right **Throws:** Left
Height: 6-4 **Weight:** 210
Opening Day Age: 27
Born: Jan. 12, 1991 in Charlotte, NC
Resides: Miami, FL
Acquired: In a trade with Atlanta on July 30, 2015
ML Service: 4.123
Debut: May 30, 2013

CAREER HIGHLIGHTS

- The All-Star southpaw enters his fourth season with the Dodgers after having a breakout 2017, collecting a career-high 16 wins and posting a career-low 2.72 ERA in 27 games (25 starts)
- In five big league seasons, has gone 43-33 with a 3.20 ERA in 139 games (102 starts) with Atlanta (2013-15) and Los Angeles (2015-17)
- Has limited batters to a .248 average during the course of his career, including holding left-handed hitters to a .241/.290/.327 slashline...has held the opposition to a career .217 average with runners in scoring position
- Has gone 39-31 with a 3.26 ERA in 102 starts, while going 4-2 with a 2.53 ERA in 37 career relief appearances
- Since his Major League debut in 2013, he ranks among National League leaders (min. 500.0 IP) in opponents grounded into double play per nine innings (0.91, 10th), home runs allowed per nine innings (0.75, 7th) and pickoffs (18, 4th)
- Has a career 3.19 strikeout-to-walk ratio, striking out 603 against 189 walks in 651.2 innings
- Selected to his first All-Star game in his fifth big league season in 2017...also finished ninth in the NL Cy Young voting last season
- Made his Major League debut on May 30, 2013 for the Braves, after having his contract purchased that day, allowing just one hit in 1.0 scoreless inning of relief against the Toronto Blue Jays
- Made his first career Major League start on June 18, 2013 against the New York Mets, allowing one run on two hits in 3.0 innings, recording the loss in the Braves' 3-4 defeat...struck out five and issued three walks on 73 pitches
- Picked up his first big league win on July 30, 2013, allowing three runs on six hits in 7.0 innings in the Braves' 11-3 victory against the Rockies
- Originally selected by the Atlanta Braves in the second round (85th overall) of the 2012 First-Year Player Draft from the University of Georgia

AWARDS



YEAR-BY-YEAR

2017

- In 27 games (25 starts), he collected a career-high 16 wins and posted a career-low 2.72 ERA (46 ER/152.1 IP) in his third season with the Dodgers...struck out 151 batters against 38 walks, while posting a 1.06 WHIP
- Held hitters to a .217 average, including a .213 mark against right-handed hitters...limited the opposition to a .186 average with runners on-base and a .167 mark with runners in scoring position
- Made 25 starts (15 quality starts) and went 15-3 with a 2.82 ERA (46 ER/147.0 IP) and held hitters to a .224 average...despite beginning the season in the bullpen, he ranked among big league starters (min. 125.0 IP) in wins (T-12th), ERA (6th), WHIP (1.09, 8th), opponents' OPS (.639, 9th), opponents' OBP (.281, 9th), home runs allowed per nine innings (0.92, 12th) and opponents' batting average (17th)
- Started the season 11-0 (April 15-July 15), becoming just the 19th pitcher since 1913 to start a season 11-0 or better and the first since Stephen Strasburg in 2016 (13-0)...his 11-game winning streak was also the second longest streak in the big leagues this season, trailing teammate Clayton Kershaw's 12-game streak
- Made 14 consecutive starts without a loss from April 10-July 15, which was the longest stretch by a Dodger since Rick Rhoden, who went 19 straight starts without a loss in 1976...during that stretch, he went 10-0 with a 1.66 ERA (15 ER/81.1 IP) and limited hitters to a .183 average, while striking out 97 batters against 22 walks
- According to Stats LLC., he allowed one or fewer runs while pitching at least 6.0 innings in six consecutive road starts (April 26-August 3), the longest such streak in a single season in Dodgers history since 1913...only three other ML pitchers over the last 20 seasons have pitched 6.0 or more innings while allowing one or fewer runs in at least six consecutive road starts in one season: Johan Santana (seven straight in 2004), Ubaldo Jimenez (seven straight in 2010) and Luis Severino (six straight in 2017)

- Selected to his first All-Star game in his fifth big league season and also finished ninth in the NL Cy Young voting
- Named the NL Pitcher of the Month for the month of May after going 5-0 with a 1.27 ERA (4 ER/28.1 IP) in his five May starts, ending the month with a run of 25.1 scoreless innings – had his scoreless streak come to an end at 27.1 innings on June 10, which was the third longest scoreless innings streak in the Majors in 2017...it was his first-career monthly award...also claimed his first NL Player of the Week Award for the period ending May 15
- Made two stints on the disabled list with a SC joint inflammation (May 29-June 10 & Aug. 22-Sept. 3), missing a total of 24 games
- Appeared in three games (two starts) in the postseason, going 0-1 with a 2.92 ERA (4 ER/12.1 IP) and limited batters to a .122 average...struck out 13 against just two walks in 12.1 innings...had a no-hit bid through 5.2 innings against the Astros in Game 4 of the World Series, which marked the longest no-hit bid in WS history by a Dodger pitcher

2016

- Went 1-4 with a 3.73 ERA in 14 games (10 starts) with Los Angeles in an injury-shortened season
- Missed 98 games after being placed on the disabled list from May 31-Sept. 19 with left elbow impingement that led to arthroscopic surgery on July 20...allowed just two base-runners to reach base (one hit and one walk) after returning from the disabled list in 4.0 scoreless innings of relief
- Held batters to a .245 average, including a .235 mark against right-handed hitters...struck out 66 batters against 20 walks in 60.1 innings
- Pitched well at Dodger Stadium, going 1-0 with a 1.32 ERA and limited batters to a .183 average in five games (four starts), while struggling on the road going 0-4 with a 5.73 ERA
- Made one postseason appearance, allowing just two hits in 2.0 scoreless innings of relief in Game 4 of the NLCS vs. the Cubs

2015

- Combined to win a career high 12 games, going 12-12 with a 3.84 ERA in 32 combined starts with the Dodgers and Braves...also set career highs in starts (32) and innings (189.2)
- Acquired by the Dodgers on July 30 along with right-handed reliever Jim Johnson, left-handed reliever Luis Avilan, minor league infielder Jose Peraza and right-handed pitcher Bronson Arroyo from Atlanta in exchange for infielder Hector Olivera, left-handed reliever Paco Rodriguez and minor league right-handed pitcher Zack Bird
- Limited lefties to a .223 batting average (39-for-175), a .243 on-base percentage and a .274 slugging percentage
- Had arguably the best start of his career on Sept. 16 against the Rockies, allowing only one hit and needing only 78 pitches to breeze through 8.0 scoreless innings, which tied a career high for the fifth time
- Made one postseason appearance, allowing four runs on four hits in 2.0 innings of relief in Game 3 of the NLDS vs. NYM

2014

- Went 11-11 in 35 games (24 starts) for the Braves, posting a 2.78 ERA and limiting batters to a .239 average...as a starter he went 8-10 with a 2.59 ERA and struck out 151 batters in 156.1 innings
- Tossed his first career complete game on April 17 at Philadelphia, but suffered the loss in a 1-0 Braves' defeat
- Made two starts for Triple-A Gwinnett after being optioned in mid-June, posting a 1.08 ERA (1 ER/8.2 IP)

2013

- Started the season in the minors and went 5-2 with a 1.31 ERA, a .196 opponents' average and a 0.98 WHIP in 11 starts with Double-A Mississippi and Triple-A Gwinnett
- Had his contract selected and made his Major League debut on May 30, allowing just one hit in 1.0 scoreless inning of relief against the Toronto Blue Jays
- Made his first career Major League start on June 18, 2013 against the New York Mets, allowing one run on two hits in 3.0 innings and taking the loss in the Braves' 4-3 defeat
- Went 3-3 with a 3.13 ERA in 31 games (11 starts) with the Braves in his first big league action
- Made his postseason debut on October 3 in Game 1 of the National League Division Series against the Dodgers, tossing a perfect seventh inning...allowed four unearned runs over 2.1 innings in Game 3
- Posted a 32.0 scoreless innings streak from April 12-May 14 (seven starts), which is the longest scoreless streak in Mississippi Braves history

2012

- Went 4-3 in 13 starts in his first season as a professional for Single-A Rome, posting a 2.22 ERA and striking out 52 batters against 14 walks in 52.2 innings
- Led Rome starters in ERA and led all Rome pitchers with a 1.06 WHIP

PERSONAL

Robert Alexander Wood...he and his wife, Suzanna, resides in Miami, FL...attended the University of Georgia, where he was named second team All-SEC in 2012 after going 7-3 with a 2.73 ER A in 16 games (15 starts) and his ERA was the best by a University of Georgia starter since 1989...named to the 2012 UGA Athletic Director's Academic Honor Roll...selected by the Atlanta Braves in the second round (85th overall) of the 2012 First-Year Player Draft from the University of Georgia and signed by Braves scout Brian Bridges.

ALEX WOOD'S CAREER PITCHING RECORD

Year	Team	W-L	ERA	G	GS	CG	SHO	SV	IP	H	R	ER	HR	HB	BB	SO	WP	BK	AVG
2012	Rome	4-3	2.22	13	13	0	0	0	52.2	39	18	13	1	2	14	52	1	0	.206
2013	ATLANTA	3-3	3.13	31	11	0	0	0	77.2	76	29	27	3	1	27	77	4	2	.263
	Gwinnett	1-0	1.80	1	1	0	0	0	5.0	3	1	1	0	2	2	5	3	0	.200
2014	Mississippi	4-2	1.26	10	10	0	0	0	57.0	41	10	8	1	1	15	57	1	0	.195
	ATLANTA	11-11	2.78	35	24	1	0	0	171.2	151	58	53	16	6	45	170	5	0	.239
2015	Gwinnett	0-0	1.04	2	2	0	0	0	8.2	7	1	1	0	0	4	8	1	0	.233
	ATLANTA	7-6	3.54	20	20	0	0	0	119.1	132	50	47	8	2	36	90	5	0	.288
2016	LOS ANGELES	5-6	4.35	12	12	0	0	0	70.1	66	36	34	7	2	23	49	1	1	.253
	LOS ANGELES	1-4	3.73	14	10	0	0	0	60.1	56	30	25	5	3	20	66	4	0	.245
2017	LOS ANGELES	16-3	2.72	27	25	0	0	0	152.1	123	50	46	15	6	38	151	2	0	.217
Major League- 5 years		43-33	3.20	139	102	1	0	0	651.2	604	253	232	54	20	189	603	21	3	.248
Dodger Totals- 3 years		22-13	3.34	53	47	0	0	0	283.0	245	116	105	27	11	81	266	7	1	.232
Minor League- 3 years		9-5	1.68	26	26	0	0	0	123.1	90	30	23	2	5	35	122	6	0	.203

ALEX WOOD'S CAREER POSTSEASON PITCHING RECORD

Year	Team	W-L	ERA	G	GS	CG	SHO	SV	IP	H	R	ER	HR	HBP	BB	SO	WP	BK
2013	NLDS: ATL vs. LAD	0-0	0.00	2	0	0	0	0	3.1	3	4	0	1	0	0	3	1	0
2015	NLDS: LAD vs. NYM	0-0	18.00	1	0	0	0	0	2.0	4	4	4	1	0	2	2	0	0
2016	NLCS: LAD vs. CHC	0-0	0.00	1	0	0	0	0	2.0	2	0	0	0	1	0	1	0	0
2017	NLCS: LAD vs. CHC	0-1	5.79	1	1	0	0	0	4.2	4	3	3	3	0	0	7	0	0
	WS: LAD vs. HOU	0-0	1.17	2	1	0	0	0	7.2	1	1	1	1	0	2	6	0	0
Postseason Totals		0-1	3.66	7	2	0	0	0	19.2	14	12	8	6	1	4	19	1	0
LDS Totals		0-0	6.75	3	0	0	0	0	5.1	7	8	4	2	0	2	5	1	0
LCS Totals		0-1	4.05	2	1	0	0	0	6.2	6	3	3	3	1	0	8	0	0
WS Totals		0-0	1.17	2	1	0	0	0	7.2	1	1	1	1	0	2	6	0	0

ALEX WOOD'S CAREER SINGLE-GAME BESTS

Low-Hit Complete Game:	8, April 17, 2014 at PHI	Most Strikeouts:	13, May 21, 2016 at SD
Most Innings Pitched Starter:	8.0 (6x), last: June 16, 2017 at CIN	Most Walks:	5, April 10, 2017 at CHC
Most Innings Pitched Reliever:	3.2, July 12, 2013 vs. CIN	Longest Winning Streak:	5 games (2x), last: June 16-July 15, 2017
Most Earned Runs Allowed:	8, Sept. 27, 2015 at COL	Longest Losing Streak:	4 games, April 17-May 4, 2014

ALEX WOOD'S CAREER FIELDING RECORD

Position	PCT	G	PO	A	E	TC	DP
Pitcher	.952	112	8	72	4	84	5

CAREER TRANSACTIONS

- Selected by Atlanta in the second round of the 2012 First-Year Player Draft
- July 30, 2015: Acquired by Los Angeles along with LHP Luis Avilan, RHP Jim Johnson, INF Jose Peraza and RHP Bronson Arroyo from Atlanta in exchange for INF Hector Olivera, LHP Paco Rodriguez and RHP Zack Birt

DISABLED LIST

- May 31-Sept. 20, 2016 (left posterior elbow soreness)
- May 29-June 10, 2017 (SC joint inflammation)
- Aug. 22-Sept. 3, 2017 (SC joint inflammation)

A HISTORY OF DODGER OWNERSHIP

1890	Ferdinand Abell and Charles Byrne	1944	Walter O'Malley, Branch Rickey and John Smith buy Ed McKeever's family trust shares
1891	Abell, Byrne and George Chauncey	1945	O'Malley, Rickey and Smith buy Ebbets' family trust shares. Each now owns 25 percent with the Mulveys owning the other 25 percent
1897	Abell and Byrne buy out Chauncey and Charles Ebbets	1950	O'Malley buys out Rickey
1898	Abell and Ebbets buy Byrne's shares who passed away in 1897	1958	O'Malley buys out Smith's widow
1899	Harry Von der Horst and Ned Hanlon merge the Baltimore Orioles with the Dodgers, receiving a 49.6 percent share of the team	1975	O'Malley buys out the Mulveys, giving him sole ownership
1905	Ebbets and Henry Medicus buy Von der Horst's shares	1979	O'Malley dies and leaves team to his son Peter and daughter Terry Seidler
1907	Ebbets and Medicus buy out Abell and Hanlon	1997	O'Malley and Seidler sell team to News Corp.
1912	Ebbets and Ed and Steve McKeever buy out Medicus	2004	News Corp. sells team to Frank McCourt
1925	Ebbets dies and leaves shares to family trust; Ed McKeever dies 11 days later, leaving his shares to another family trust	2012	McCourt sells team to Guggenheim Baseball Management with chairman Mark Walter (sale completed on April 30)
1938	Steve McKeever dies, leaving his shares to his daughter Dearie and her husband, James Mulvey		

2018 NON-ROSTER INVITEES





NON-ROSTER INVITEE

MANNY BAÑUELOS

LHP | 38



Bats: Right

Throws: Left

Height: 5-10

Weight: 210

Opening Day Age: 27

ML Service: 0.146

Born: March 13, 1991 in Durango, Mexico

Resides: Durango, Mexico

Acquired: Signed as a free agent on Nov. 14, 2017

MLB Debut: July 2, 2015



CAREER HIGHLIGHTS

- Left-hander enters his 10th professional season and first with the Dodger organization after spending 2017 with the Angels organization
- In seven career big league games (six starts), has gone 1-4 with a 5.13 ERA (15 ER/26.1 IP) in one Major League season with the Braves (2015)
- Made his big league debut on July 2, 2015 with a start against the Nationals as a member of the Braves, allowing just two hits over 5.2 scoreless innings with seven strikeouts, as he did not record the decision in Atlanta's 2-1 victory
- Earned his first career win on July 7, 2015, allowing just one run on five hits over 5.1 innings against Milwaukee in the Braves' 4-3 victory
- Traded by Yankees to Atlanta on Jan. 1, 2015 in exchange for RHP David Carpenter and LHP Chasen Shreve
- Over nine minor league seasons, has gone 32-35 with a 3.53 ERA and has held hitters to a .246 average in 182 career games (135 starts) with the Yankees (2008-14), Braves (2015-16) and Angels (2017) organizations... honored as an International League mid-season All-Star in 2015 and an Eastern League mid-season All-Star in 2011...was also selected to the 2009 World Team at the MLB All-Star Futures Game
- Originally signed by the New York Yankees on March 30, 2008 as an amateur free agent

LAST SEASON

2017

- Spent the season with Triple-A Salt Lake in the Los Angeles Angels organization and went 5-6 with a 4.93 ERA (52 ER/95.0 IP) in 39 games (nine starts)
- In nine starts, he went 2-5 with a 6.08 ERA (27 ER/40.0 IP), while going 3-1 with a 4.09 ERA (25 ER/55.0 IP) in 30 relief appearances

PERSONAL

Manuel Bañuelos (ban-WAY-los)...resides in Durango, Mexico...originally signed by Yankees scout Lee Sigman after signing with New York (A.L.) as an amateur free agent on March 30, 2008.

MANNY BAÑUELOS' CAREER PITCHING RECORD

Year	Team	W-L	ERA	G	GS	CG	SHO	SV	IP	H	R	ER	HR	HB	BB	SO	WP	BK	AVG
2008	GCL Yankees	4-1	2.57	12	3	0	0	0	42.0	32	14	12	3	6	13	37	2	1	.208
2009	Tampa	0-0	0.00	1	0	0	0	0	1.0	0	0	0	0	0	0	2	0	0	.000
	Charleston	9-5	2.67	25	19	0	0	0	108.0	88	40	32	4	8	28	104	13	5	.219
2010	Tampa	0-3	2.23	10	10	0	0	0	44.1	38	16	11	1	1	14	62	2	0	.230
	Trenton	0-1	3.52	3	3	0	0	0	15.1	15	8	6	2	0	8	17	1	0	.273
	GCL Yankees	0-0	1.80	2	2	0	0	0	5.0	1	1	1	0	0	3	6	1	0	.063
2011	Scranton/Wilkes-Barre	2-2	4.19	7	7	1	1	0	34.1	36	17	16	2	1	19	31	2	0	.277
	Trenton	4-5	3.59	20	20	0	0	0	95.1	94	46	38	7	6	52	94	9	0	.263
2012	Scranton/Wilkes-Barre	0-2	4.50	6	6	0	0	0	24.0	29	13	12	2	1	10	22	1	1	.299
2014	Scranton/Wilkes-Barre	1-0	3.60	4	4	0	0	0	15.0	14	6	6	2	1	10	13	2	0	.241
	Tampa	0-0	2.84	5	5	0	0	0	12.2	10	4	4	0	1	2	14	1	0	.213
	Trenton	1-3	4.59	17	16	0	0	0	49.0	40	28	25	8	3	19	44	8	0	.220
2015	ATLANTA	1-4	5.13	7	6	0	0	0	26.1	30	17	15	4	3	12	19	1	0	.283
	Gwinnett	6-2	2.23	16	16	1	1	0	84.2	64	24	21	2	6	40	69	4	0	.215
	GCL Braves	0-0	0.00	1	1	0	0	0	2.0	2	3	0	0	1	2	3	1	0	.200
2016	Gwinnett	0-2	4.75	9	9	0	0	0	30.1	31	19	16	2	0	22	21	5	0	.270
	Mississippi	0-2	5.40	4	4	0	0	0	18.1	23	12	11	4	0	8	19	7	0	.311
	Rome	0-1	13.50	1	1	0	0	0	2.0	5	5	3	0	0	2	4	1	0	.455
2017	Salt Lake	5-6	4.93	39	9	0	0	0	95.0	107	62	52	4	7	49	85	8	1	.282
Major League-1 year		1-4	5.13	7	6	0	0	0	26.1	30	17	15	4	3	12	19	1	0	.283
Minor League-9 years		32-35	3.53	182	135	2	2	0	678.1	629	318	266	43	42	301	647	68	8	.246



NON-ROSTER INVITEE

MATT BEATTY

IF | 84



Bats: Left **Throws:** Right
Opening Day Age: 24
Born: April 28, 1993 in Snelville, GA
Acquired: Selected in the 12th round of the 2015 First-Year Player Draft

Height: 6-0
ML Service: 0.000
Resides: Dacula, GA

Weight: 215



CAREER HIGHLIGHTS

- The 24-year-old infielder enters his first Major League camp in his fourth season in the Dodgers organization after being drafted by the club in 2015
- In 308 career games, he has slashed .311/.365/.449 with 167 runs, 69 doubles, three triples, 30 home runs and 185 RBI
- Defensively, has played 138 games at both first base and third base, while also appearing in games at second base (one game), right field (three games) and left field (two games)
- Named 2017 Texas League Player of the Year with Double-A Tulsa, after leading the league in batting average (.326, T-1st), OPS (.883) and doubles (31, T-1st)...also ranked among the best in the league in hits (143, 3rd), extra-base hits (47, T-2nd), total bases (221, 3rd), home runs (15, T-12th), RBI (69, T-5th), OBP (.378, 4th) and SLG (.505, 2nd)...also selected as a Texas League mid-season All-Star and an MiLB.com's Organizational All-Star
- Honored as a California League post-season All-Star in 2016 with Single-A Rancho Cucamonga
- Selected by the Dodgers in the 12th round of the 2015 First-Year Player Draft out of Belmont University (TN)

LAST SEASON

2017

- Spent the entire season with Double-A Tulsa and was named Texas League Player of the Year following a breakout season where he slashed .326/.378/.505 with 61 runs, 31 doubles, one triple, 15 homers and 69 RBI in 116 games
- Led the Texas League in batting average (T-1st), OPS (.883) and doubles (T-1st), while also ranking among the best in hits (143, 3rd), extra-base hits (47, T-2nd), total bases (221, 3rd), home runs (T-12th), RBI (T-5th), OBP (4th) and SLG (2nd)
- Appeared in 55 games at first base, 49 games at third base, three games in right field, two games in left field and one game at second base for the Drillers
- Selected as a Texas League mid-season All-Star and an MiLB.com's Organizational All-Star...also named Texas League Player of the Week in the period ending Aug. 6
- Following the season, played in the Arizona Fall League with the Glendale Desert Dogs hitting .242 with two homers and 10 RBI...selected to participate in the AFL Rising Stars Game

PERSONAL

Matthew Thomas Beatty...attended Dresden High School in Tennessee, where he earned All-State honors three times and was a two-time District Player of the Year...also played basketball, golf and football...played in the Northwoods League for the Green Bay Bullfrogs where he was named MVP after his junior year in college...named to the OVC Commissioner's Honor Roll in 2013 as a sophomore and was named Atlantic Sun All-Freshman Team in 2012 at Belmont University...drafted by the Kansas City Royals in the 48th round of the 2011 First-Year Player Draft but did not sign...selected by the Dodgers in the 12th round of the 2015 First-Year Player Draft and signed by scout Marty Lamb.

MATT BEATTY'S CAREER BATTING RECORD

Year	Team	AVG	G	AB	R	H	2B	3B	HR	RBI	SH	SF	HP	BB	SO	SB	CS	OBP	SLG	E
2015	Great Lakes	.297	62	246	37	73	7	2	4	25	1	3	2	21	28	2	1	.353	.390	8
	Ogden	.480	6	25	3	12	1	0	0	3	1	0	0	2	3	2	2	.519	.520	1
2016	Rancho Cucamonga	.297	124	489	66	145	30	0	11	88	0	7	6	40	74	6	1	.352	.425	13
2017	Tulsa	.326	116	438	61	143	31	1	15	69	0	4	4	35	54	3	3	.378	.505	11
Minor League-3 years		.311	308	1198	167	373	69	3	30	185	2	14	12	98	159	13	7	.365	.449	33



NON-ROSTER INVITEE

JOE BROUSSARD

RHP | 90



Bats: Right

Throws: Right

Height: 6-1

Weight: 230

Opening Day Age: 27

ML Service: 0.000

Born: January 28, 1991 in New Orleans, LA

Resides: Chalmette, LA

Acquired: Selected in the 15th round of the 2014 First-Year Player Draft



CAREER HIGHLIGHTS

- Right-handed pitcher enters his fifth professional season and his first big league camp with the Dodgers after going 5-1 with a 3.27 ERA in 48 combined relief appearances with Double-A Tulsa and Triple-A Oklahoma City in 2017
- In four minor league seasons, has gone 15-9 with 21 saves and has posted a 3.06 ERA (89 ER/262.0 IP) in 154 games (three starts)
- Has struck out 294 batters against 64 walks in 262.0 career innings, averaging a 10.1 strikeouts per nine innings and posting a 4.59 strikeout-to-walk ratio
- Has limited hitters to a .244 average during the course of his career, while also posting a 1.17 WHIP
- Named a MiLB.com Organizational All-Star in 2016
- Selected by the Dodgers in the 15th round of the 2014 First-Year Player Draft out of Louisiana State University

LAST SEASON

2017

- Combined to go 5-1 with five saves and posted a 3.27 ERA (23 ER/63.1 IP) in 48 relief appearances last season with Triple-A Oklahoma City and Double-A Tulsa
- Held opposing batters to a .238 average and posted a 1.22 WHIP...recorded a career-high 73 strikeouts and issued just 20 walks during the campaign
- Started the season with Tulsa and went 1-0 with two saves, while tossing 5.1 perfect innings with six strikeouts in four games...promoted to Oklahoma City on April 18 and finished the season with the club, going 4-1 with three saves, while posting a 3.57 ERA and striking out 67 batters in 58.0 innings in 44 games

PERSONAL

Joe Neville Broussard...attended Louisiana State University, where he earned Second-Team All-SEC honors in 2014 as a junior posting a 1.05 ERA in 32 relief appearances and ranking fifth in the SEC with eight saves...played at Holy Cross High School in Louisiana where he was awarded 2010 First-Team All-State and the All-Metro New Orleans Player of the Year...named district MVP in 2009 and 2010, and served as team captain...named three-time All-Metro New Orleans and four-time All-District during his career...originally selected in the 15th round by the Los Angeles Dodgers in the 2014 First-Year Player Draft and was signed by scout Matthew Paul.

JOE BROUSSARD'S CAREER PITCHING RECORD

Year	Team	W-L	ERA	G	GS	CG	SHO	SV	IP	H	R	ER	HR	HB	BB	SO	WP	BK	AVG
2014	Ogden	2-2	3.35	18	0	0	0	4	45.2	43	21	17	2	5	13	56	6	1	.246
2015	Rancho Cucamonga	1-2	4.74	23	1	0	0	0	49.1	62	35	26	4	4	11	46	0	0	.300
	Great Lakes	3-2	2.41	15	2	0	0	3	33.2	25	10	9	0	2	4	38	2	0	.210
2016	Oklahoma City	0-0	4.50	2	0	0	0	1	2.0	1	1	1	0	0	0	3	1	0	.143
	Tulsa	3-2	1.93	33	0	0	0	7	42.0	34	9	9	2	4	12	51	1	0	.222
2017	Rancho Cucamonga	1-0	1.38	15	0	0	0	1	26.0	21	4	4	1	0	4	27	2	0	.223
	Oklahoma City	4-1	3.57	44	0	0	0	3	58.0	57	23	23	7	4	20	67	2	0	.253
	Tulsa	1-0	0.00	4	0	0	0	2	5.1	0	0	0	0	0	0	6	0	0	.000
Minor League-4 years		15-9	3.06	154	3	0	0	21	262.0	243	103	89	16	19	64	294	14	1	.244



NON-ROSTER INVITEE

DANIEL CORCINO

RHP | 56



Bats: Right

Throws: Right

Height: 5-10

Weight: 205

Opening Day Age: 27

ML Service: 0.049

Born: Aug. 26, 1990 in Azua, DR

Resides: Azua, DR

Acquired: Signed as a free agent on Sept. 23, 2017

MLB Debut: August 26, 2014



CAREER HIGHLIGHTS

- Right-hander from the Dominican Republic enters his 11th professional season and returns to the Dodger organization for his third stint after pitching for the clubs' minor league squads from 2015-17
- In one big league season with the Reds in 2014, he went 0-2 with a 4.34 ERA (9 ER/18.2 IP) and held hitters to a .188 average in five games (three starts)...struck out 15 against 10 walks in 18.2 innings
- Made his Major League debut on Aug. 26, 2014 pitching an inning of relief against the Chicago Cubs, striking out the first two batters he faced and retiring all three batters in a scoreless inning
- Made his first big league start on Sept. 12, 2014, allowing two runs on two hits in 6.0 innings in a no decision at Milwaukee
- In 224 career minor league games (120 starts), has gone 48-54 with seven saves and has posted a 4.13 ERA over 10 professional seasons with the Reds (2008-15), Dodgers (2015-17) and Cubs (2017) organizations
- In 2012, was named Southern League mid-season All-Star and finished the season ranked second in the league in ERA (3.01) and third in strikeouts (126)...selected as Midwest League mid-season All-Star in 2011 and was also named Baseball America's Low Class A All-Star
- Originally signed by Cincinnati on Jan. 11, 2008 as a non-drafted free agent

LAST SEASON

2017

- Began the season in the Chicago Cubs organization and appeared in five games (two starts) with Double-A Tennessee, going 0-1 with a 8.68 ERA (9 ER/9.1 IP) and limiting the opposition to a .176 average
- Released by the Cubs on April 27...signed as a free agent with the Dodgers on May 11
- Appeared in a combined 18 relief appearances with Single-A Rancho Cucamonga and Double-A Tulsa, going 2-0 with a 2.87 ERA...struck out 38 batters against nine walks in 31.1 combined innings
- Following the season, pitched for Leonos del Escogido of the Dominican Winter League, going 1-1 with a 3.38 ERA (4 ER/10.2 IP) in 12 relief appearances

PERSONAL

Daniel Corcino...resides in Azua, Dominican Republic...originally signed by the Reds as a non-drafted free agent on Jan. 11, 2008 and signed by scout Richard Jimenez.

DANIEL CORCINO'S CAREER PITCHING RECORD

Year	Team	W-L	ERA	G	GS	CG	SHO	SV	IP	H	R	ER	HR	HB	BB	SO	WP	BK	AVG
2008	DSL Reds	6-2	5.29	23	0	0	0	0	34.0	37	28	20	2	6	14	26	5	1	.280
2009	Billings	1-4	4.91	20	0	0	0	3	25.2	23	16	14	2	0	15	30	1	1	.245
	GCL Reds	0-1	0.00	2	0	0	0	0	2.2	5	2	0	0	0	1	2	0	0	.455
2010	Dayton	1-1	4.31	6	6	0	0	0	31.1	31	16	15	1	3	15	29	4	0	.254
	Billings	1-3	3.40	9	9	0	0	0	39.2	38	18	15	2	3	17	31	3	0	.255
2011	Dayton	11-7	3.42	26	26	1	0	0	139.1	128	61	53	10	8	34	156	5	1	.238
2012	Pensacola	8-8	3.01	26	26	0	0	0	143.1	111	61	48	9	6	65	126	11	1	.216
2013	Louisville	7-14	5.86	28	23	0	0	0	129.0	141	95	84	17	11	73	90	7	0	.279
2014	CINCINNATI	0-2	4.34	5	3	0	0	0	18.2	13	9	9	2	1	10	15	6	0	.188
	Louisville	0-1	7.20	1	1	0	0	0	5.0	3	4	4	3	0	4	6	0	0	.176
	Pensacola	10-11	4.13	26	25	0	0	0	143.2	123	73	66	16	16	70	113	3	0	.230
2015	Tulsa	0-0	9.53	3	2	0	0	0	5.2	4	7	6	0	4	6	9	0	0	.190
	Pensacola	0-0	0.00	1	0	0	0	0	1.0	0	0	0	0	1	2	2	0	0	.000
2016	Tulsa	1-1	3.53	27	0	0	0	3	35.2	28	16	14	4	2	10	31	2	0	.211
	Rancho Cucamonga	0-0	1.80	3	0	0	0	0	5.0	6	1	1	0	0	2	4	0	0	.286
2017	Tulsa	0-0	2.70	4	0	0	0	1	6.2	8	3	2	1	0	0	7	1	0	.296
	Rancho Cucamonga	2-0	2.92	14	0	0	0	0	24.2	21	9	8	1	1	9	31	0	0	.219
	Tennessee	0-1	8.68	5	2	0	0	0	9.1	6	9	9	2	1	9	11	0	0	.176
	Major League-1 year	0-2	4.34	5	3	0	0	0	18.2	13	9	9	2	1	10	15	6	0	.188
	Minor League-10 years	48-54	4.13	224	120	1	0	7	781.2	713	419	359	70	62	346	704	42	4	.242



NON-ROSTER INVITEE

YUSNIEL DÍAZ

OF | 81



Bats: Right

Throws: Right

Height: 6-1

Weight: 210

Opening Day Age: 21

ML Service: 0.000

Born: Oct. 7, 1996 in Havana, Cuba

Resides: Port Au Prince, Haiti

Acquired: Signed as a free agent on Nov. 21, 2015



CAREER HIGHLIGHTS

- 21-year-old Cuban outfielder enters his third professional season and his first big league camp with the Dodgers
- Enters the 2018 season rated by MLB.com as the Dodgers No. 5 overall prospect
- Over two seasons, he has slashed .281/.342/.425 with 106 runs, 31 doubles, 10 triples, 20 homers, 109 RBI and 16 stole bases in 199 career games
- Defensively, has split time between center field (70 games) and right field (67 games) throughout his career, but has also seen time in left field (25 games)...has posted a combined .954 career fielding percentage and has collected seven outfield assists
- Honored as MiLB.com's California League Player of the Month for June in 2017 and was named Cal League Player of the Week for the period ending June 25
- Originally signed by the Dodgers as a non-drafted free agent on Nov. 21, 2015

LAST SEASON

2017

- Split time between Single-A Rancho Cucamonga and Double-A Tulsa, posting a combined .292/.354/.433 slashline with 57 runs, 23 doubles, three triples, 11 home runs, 52 RBI and nine stolen bases in 114 games
- Hit .380/.463/.554 in 108 plate appearances against left-handers
- Spent majority of the season with the Quakes, hitting .278 with 15 doubles, three triples, eight homers and 39 RBI in 83 games...honored as MiLB.com's California League Player of the Month for June, where he hit .396 with nine doubles, two triples, five homers and 17 RBI in 24 games...was named Cal League Player of the Week for the period ending June 25
- In 33 games with Tulsa, slashed .333/.390/.491 with eight doubles, three longballs and 13 RBI
- Following the season, played for the Glendale Desert Dogs of the Arizona Fall League, hitting .303 with two doubles, one triple, one home run and 10 RBI in 17 games...selected to participate in the AFL Rising Stars Game

PERSONAL

Yusniel Efrain Diaz...resides in Port Au Prince, Haiti...originally signed as a non-drafted free agent on Nov. 21, 2015.

YUSNIEL DÍAZ'S CAREER BATTING RECORD

Year	Team	AVG	G	AB	R	H	2B	3B	HR	RBI	SH	SF	HP	BB	SO	SB	CS	OBP	SLG	E
2016	Rancho Cucamonga	.272	82	316	47	86	8	7	8	54	0	2	1	29	71	7	8	.333	.418	2
	AZL Dodgers	.143	3	14	2	2	0	0	1	3	0	0	0	3	0	0	0	.143	.357	0
2017	Tulsa	.333	31	108	15	36	8	0	3	13	0	0	0	10	29	2	5	.390	.491	4
	Rancho Cucamonga	.278	83	331	42	92	15	3	8	39	1	6	1	35	73	7	9	.343	.414	9
	Minor League-2 years	.281	199	769	106	216	31	10	20	109	1	8	2	74	176	16	22	.342	.425	15



NON-ROSTER INVITEE

ROCKY GALE

C | 91



Bats: Right **Throws:** Right **Height:** 6-1 **Weight:** 185
Opening Day Age: 30 **ML Service:** 0.047
Born: Feb. 22, 1988 in Portland, OR **Resides:** Scottsdale, AZ
Acquired: Signed as a free agent on Feb. 26, 2018
MLB Debut: Sept. 6, 2015



CAREER HIGHLIGHTS

- 30-year-old backstop enters his ninth professional season and his first with the Dodgers after spending the past eight years with the Padres' organization (2010-17)
- In 14 career big league games, he has gone 2-for-20 (.100) with a home run and two RBI over two seasons with San Diego (2015, '17)...appeared in nine games (four starts) at catcher for the Padres
- Had his contract selected by the Padres on Sept. 2, 2015 and made his Major League debut on Sept. 6, 2015 against the Dodgers as a pinch-hitter...made his first career big league start at catcher on Sept. 30, 2015 against the Brewers
- Collected his first career big league hit on Sept. 30, 2015 against the Brewers, collecting a single off of Corey Knebel...stroked his first career Major League home run on Sept. 20, 2017 against the Diamondbacks, hitting a two-run shot in the second inning off of Robbie Ray
- Over eight seasons with the Padres organization, he has hit .259 with 200 runs, 81 doubles, eight triples, 11 home runs and 228 RBI in 624 career minor league games
- Has appeared majority of his career at catcher (584 games), posting a .992 fielding percentage (37 E/4746.1 INN) and throwing out 35% of would-be basestealers (214/613)...has also appeared in seven games at third base and two games at second base, while also making two career pitching appearance, tossing a scoreless inning of relief
- Selected by the Padres in the 24th round of the 2010 First-Year Player Draft out of University of Portland

LAST SEASON

2017

- Made three starts at catcher with the Padres and went 1-for-10 (.100) with a home run and two RBI after having his contract selected by the club on Sept. 18 for his second stint in the Majors
- Slugged his first career big league home run on Sept. 20, 2017 against the Diamondbacks, hitting a two-run shot in the second inning off of Robbie Ray
- Spent majority of the season with Triple-A El Paso, hitting .278 with 43 runs, 20 doubles, two triples, two home runs and 37 RBI in 103 game
- Appeared in 99 games (95 starts) at catcher with El Paso, posting a .995 fielding percentage and throwing out 40% of would-be basestealers (31/77)...also made his first career pitching appearance, tossing a scoreless inning in two relief outings

PERSONAL

Rocky Michael Gale...resides in Scottsdale, AZ...married to Leah...attended the University of Portland and was named first team All-West Coast Conference as a senior after hitting .347 with two homers and 16 RBI...named first team All-State and first team All-Valley Conference in 2006 at North Salem High School (OR)...selected by San Diego in the 24th round of the First-Year Player Draft and was signed by Padres' scout Justin Baughman.

ROCKY GALE'S CAREER BATTING RECORD

Year	Team	AVG	G	AB	R	H	2B	3B	HR	RBI	SH	SF	HBP	BB	SO	SB	CS	OBP	SLG	E
2010	Eugene	.292	43	161	16	47	5	0	0	16	0	0	1	7	29	2	2	.323	.325	2
2011	Tucson	.250	4	12	1	3	0	1	0	2	0	0	0	0	1	0	0	.417	.250	0
	San Antonio	.043	7	23	1	1	1	0	0	1	0	0	0	0	3	0	0	.087	.043	1
	Lake Elsinore	.141	27	71	7	10	1	0	0	10	3	1	2	7	12	0	1	.155	.235	1
	Fort Wayne	.267	26	90	9	24	3	0	1	13	1	3	1	6	23	0	1	.333	.310	3
2012	Tucson	.171	41	123	12	21	6	0	0	11	2	0	0	6	22	0	0	.220	.209	2
	San Antonio	.200	3	5	0	1	0	0	0	0	0	0	0	0	1	0	0	.200	.200	0
	Lake Elsinore	.180	14	50	3	9	1	0	1	6	1	0	0	1	8	1	0	.260	.196	3
2013	Tucson	.200	8	20	1	4	1	0	0	2	0	0	0	0	2	0	0	.250	.200	0
	San Antonio	.246	62	207	15	51	5	0	1	22	3	2	2	10	19	0	4	.285	.285	3
2014	El Paso	.303	77	228	21	69	12	0	0	35	2	3	0	10	33	1	0	.355	.328	5
2015	SAN DIEGO	.100	11	10	0	1	0	0	0	0	0	0	0	0	1	0	0	.100	.100	0
	El Paso	.307	102	322	34	99	16	4	1	39	4	3	5	17	59	1	1	.391	.349	6
2016	El Paso	.278	44	144	16	40	2	0	3	14	2	3	5	5	19	0	0	.354	.318	1
	San Antonio	.219	63	210	21	46	8	1	2	20	2	2	4	29	38	1	0	.295	.322	6
2017	SAN DIEGO	.100	3	10	1	1	0	0	1	2	0	0	0	0	2	0	0	.400	.100	1
	El Paso	.278	103	342	43	95	20	2	2	37	2	5	4	24	55	0	0	.365	.328	4
	Major League-2 years	.100	14	20	1	2	0	0	1	2	0	0	0	0	3	0	0	.250	.100	1
	Minor League-8 years	.259	624	2008	200	520	81	8	11	228	22	22	24	122	324	6	9	.324	.306	37

GALE



NON-ROSTER INVITEE

DREW JACKSON

IF | 83



Bats: Right

Throws: Right

Height: 6-1

Weight: 205

Opening Day Age: 24

ML Service: 0.000

Born: July 28, 1993 in Berkeley, CA

Resides: Orinda, CA

Acquired: In a trade with Seattle on March 1, 2017



CAREER HIGHLIGHTS

- The Berkeley native enters his fourth professional season and his first big league camp after his first year with the Dodger organization in 2017
- In 281 career games, he has slashed .274/.361/.385 with 57 doubles, eight triples, 17 homers, 117 RBI and 84 stolen bases over three seasons with the Mariners (2015-16) and Dodgers (2017) organization
- Defensively, has spent majority of his career at shortstop (212 games), but has also appeared in 49 games at second base, five games at third base and one game in center field
- Acquired by the Dodgers on March 1, 2017 along with RHP Aneurys Zabala from the Seattle Mariners in exchange for RHP Chase De Jong
- In his first professional season in 2015, he was named by Baseball America as a Short-Season Single-A All-Star, along with being named Northwest League Most Valuable Player and selected by the league as mid- and post-season All-Star, after leading the league in batting average (.358), on-base percentage (.432), runs (64) and stolen bases (47) in 59 games...also named MiLB.com NWL Player of the Month for Aug.
- Named an MiLB.com Organizational All-Star in 2015 with the Mariners and 2017 with the Dodgers
- Selected by the Mariners in the fifth round of the 2015 First-Year Player Draft out of Stanford University

LAST SEASON

2017

- Split time between Rookie-level AZL Dodgers, Single-A Rancho Cucamonga, and Double-A Tulsa, posting a .247/.358/.402 slashline, with 71 runs, 21 doubles, five triples, nine home runs, 44 RBI and 21 stolen bases in 98 combined games
- Spent majority of the season with the Quakes, hitting .254 with 16 doubles, two triples, eight home runs, 30 RBI and 14 stolen bases in 66 games
- Named an MiLB.com Organization All-Star with the Dodgers

PERSONAL

Drew Hamilton Jackson...graduated from Miramonte (CA) High School in 2012...played three seasons at Stanford University (2013-15)...originally selected by the San Francisco Giants in the 37th round of the 2012 First-Year Player draft, but did not sign...his brother, Brett, was a first round selection by the Cubs in the 2009 First-Year Player Draft out of the University of California, Berkeley...selected by the Mariners in the fifth round of the 2015 First-Year Player Draft and signed by scout Stacey Pettis.

DREW JACKSON'S CAREER BATTING RECORD

Year	Team	AVG	G	AB	R	H	2B	3B	HR	RBI	SH	SF	HP	BB	SO	SB	CS	OBP	SLG	E
2015	Everett	.358	59	226	64	81	12	1	2	26	7	2	1	30	35	47	4	.432	.447	11
2016	Bakersfield	.258	124	524	87	135	24	2	6	47	9	3	10	50	105	16	8	.332	.345	30
2017	Tulsa	.234	29	111	22	26	5	1	1	10	0	0	8	11	28	7	2	.346	.324	3
	Rancho Cucamonga	.254	66	252	48	64	16	2	8	30	0	0	11	34	67	14	6	.367	.429	16
	AZL Dodgers	.200	3	10	1	2	0	2	0	4	0	0	0	1	4	0	0	.273	.600	0
	Minor League-3 years	.274	281	1123	222	308	57	8	17	117	16	5	30	126	239	84	20	.361	.385	60



NON-ROSTER INVITEE

C.C. LEE

RHP | 51



Bats: Right

Throws: Right

Height: 5-10

Weight: 195

Opening Day Age: 31

ML Service: 0.150

Born: Oct. 21, 1986 in Penghu County, Taiwan

Resides: Penghu County, Taiwan

Acquired: Signed as a free agent on Jan. 1, 2018

MLB Debut: July 14, 2013



CAREER HIGHLIGHTS

- Right-handed reliever enters his ninth professional season and his first year with the Dodgers after spending 2017 with the Rockies organization
- In three big league seasons with the Indians (2013-15), he has gone 1-1 with a 4.50 ERA (17 ER/34.0 IP) and has struck out 33 batters against 16 walks in 47 career relief appearances
- Ranks sixth all time in Major League appearances by a Taiwanese-born pitcher with 47...his 37 appearances in 2014 with Cleveland are the fifth most by a Taiwanese-born pitcher in a season
- Made his Major League debut pitching 1.1 innings of scoreless relief on July 14, 2013 for Cleveland against Kansas City
- Recorded his first career big league win on Sept. 5, 2014, allowing just a walk in 0.2 hitless innings of relief in the Indians 2-1 victory over the White Sox
- In 267 career minor league games, has gone 24-17 with 11 saves and posted a 3.29 ERA over eight minor league seasons with the Indians (2009-15) and the Rockies (2017) organizations
- Has struck out 478 career batters against just 125 walks in 389.0 minor league innings, while also holding hitters to a .225 average
- Was selected to the World Team for the 2013 MLB All-Star Futures Game
- He was a member of the 2008 Chinese Taipei (Taiwan) Olympic Team that competed in Beijing, China and recorded an ERA of 2.00 in two Olympic outings (9 IP, 6 H, 2 R/ER, 2 BB, 11 K)
- Originally signed by Cleveland on Sept. 16, 2008 as an amateur free agent

LAST SEASON

2017

- Returned to the U.S. after a year with the Seibu Lions of the Nippon Professional Baseball League and appeared in 27 games for Triple-A Albuquerque of the Colorado Rockies organization, going 2-2 with a 5.54 ERA
- Struck out 53 batters against 16 walks in 37.1 innings, posting a 12.8 strikeout per nine innings and a 3.3 strikeout-to-walk ratio
- Limited hitters to a .252 average, including a .224 mark against lefties

PERSONAL

Full name Chen-Chang (C.C.) Lee...resides in Penghu County, Taiwan...attended Taipei Physical Education College and pitched for the Taiwanese National team in the 2006 and 2008 World Cup...also pitched in the Asian Games and Intercontinental Cup for Taiwan in 2006...pitched in the Alaskan Baseball League in summer of 2007 (2.62 ERA, 7 GS, 44.2IP, 37 H, 13 ER)...originally signed by the Cleveland Indians as a free agent on Sept. 16, 2008.

C.C. LEE'S CAREER PITCHING RECORD

Year	Team	W-L	ERA	G	GS	CG	SHO	SV	IP	H	R	ER	HR	HB	BB	SO	WP	BK	AVG
2009	Kinston	4-6	3.35	45	0	0	0	2	83.1	67	33	31	5	9	28	97	4	0	.220
2010	Akron	5-4	3.22	44	0	0	0	0	72.2	59	30	26	6	4	22	82	6	0	.219
2011	Columbus	4-0	2.27	21	0	0	0	1	31.2	26	9	8	2	1	12	43	3	0	.228
	Akron	2-1	2.50	23	0	0	0	0	39.2	27	16	11	1	6	11	56	3	0	.196
2012	Columbus	2-0	2.57	5	0	0	0	0	7.0	5	2	2	1	0	1	8	1	0	.208
2013	CLEVELAND	0-0	4.15	8	0	0	0	0	4.1	4	3	2	0	1	3	4	0	0	.250
	Columbus	1-0	2.37	19	0	0	0	0	19.0	14	5	5	1	1	5	24	0	1	.212
	Akron	0-0	3.38	8	0	0	0	0	8.0	3	3	3	0	1	4	9	0	0	.111
	Lake County	0-0	0.00	2	0	0	0	0	2.0	1	0	0	0	0	1	4	0	0	.167
2014	CLEVELAND	1-1	4.50	37	0	0	0	0	28.0	30	15	14	3	3	12	26	3	0	.275
	Columbus	0-1	3.30	25	0	0	0	3	30.0	29	12	11	1	2	9	37	2	0	.250
2015	CLEVELAND	0-0	5.40	2	0	0	0	0	1.2	4	1	1	0	0	1	3	0	0	.444
	Columbus	4-3	3.39	48	0	0	0	5	58.1	53	25	22	3	5	16	65	2	0	.248
2017	Albuquerque	2-2	5.54	27	0	0	0	0	37.1	37	23	23	4	1	16	53	1	0	.252
Major League-3 years		1-1	4.50	47	0	0	0	0	34.0	38	19	17	3	4	16	33	3	0	.284
Minor League-8 years		24-17	3.29	267	0	0	0	11	389.0	321	158	142	24	30	125	478	22	1	.225



NON-ROSTER INVITEE

MARK LOWE

RHP | 33



Bats: Left

Throws: Right

Height: 6-3

Weight: 200

Opening Day Age: 34

ML Service: 8,159

Born: June 7, 1983 in Houston, Texas

Resides: Ridgefield, WA

Acquired: Signed as a free agent Jan. 29, 2018

MLB Debut: July 7, 2006



CAREER HIGHLIGHTS

- 11-year Major League veteran returns for his second stint with the Dodgers after joining the club as a non-roster invitee in 2013...spent the past year with the White Sox and Mariners organizations
- In 382 career big league games, he has gone 10-27 with six saves and has posted a 4.22 ERA over 11 seasons with the Mariners (2006-10, '15), Rangers (2010-12), Angels (2013), Indians (2014), Blue Jays (2015) and Tigers (2016)
- Has struck out 352 career batters against 163 walks in 385.2 innings...has allowed 52 of 175 inherited runners to score during his career (29.7%)
- Ranked seventh among American League relievers in 2015 with a 1.96 ERA — 49 of his 57 outings during the season were scoreless...made an Opening Day roster for six consecutive seasons (2008-13)...in 2009, he ranked third in the American League with 75 appearances and fourth with 26 holds
- Made his Major League debut on July 7, 2006 for Seattle against Detroit, throwing a scoreless inning of relief with two hits allowed and two strikeouts
- Began his Major League career by throwing a Seattle club-record 17.2 consecutive shutout innings (July 7-Aug. 14, 2006) — also tied a club record for shutout appearances to begin his career
- Earned his first career win on July 19, 2006 at New York-AL, tossing a perfect 0.2 innings of relief with one strikeout...collected his first career save on April 11, 2008 against the Angels, allowing just a hit in a scoreless ninth inning
- Has appeared in 10 postseason games with the Rangers (2010-11) and Blue Jays (2015), going 0-1 and allowing nine runs in 6.0 innings...pitched a combined four games out of the bullpen for Texas in the 2010 and 2011 World Series
- In 201 career minor league games (32 starts), he has gone 19-20 with 34 saves and has posted 4.68 ERA (180 ER/346.1 IP) over 10 minor league seasons with the Mariners (2004-07, '15, '17), Rangers (2011-12), Nationals (2013), Angels (2013), Indians (2014) and White Sox (2017)
- Has struck out 343 batters against 138 walks over 346.1 innings during his minor league career
- Was Seattle's Minor League Pitcher of the Year in 2006 after going a 1-2 with six saves and posting a 1.96 ERA (10 ER/46.0 IP) in a combined 24 games (two starts) with Single-A Inland Empire and Double-A San Antonio
- Selected by Seattle in the fifth round of the 2004 First-Year Player Draft out of University of Texas at Arlington

LAST SEASON

2017

- Went 3-4 with one save and posted a 6.66 ERA in a combined 40 games with Triple-A Tacoma (Mariners) and Triple-A Charlotte (White Sox)...struck out 43 batters against 23 walks in 48.2 innings
- Started the season with the Tacoma Rainiers for his third stint with the Mariners organization going 3-4 with one save and posted a 6.23 ERA...traded to the White Sox on July 21
- With the Charlotte Knights, he allowed nine runs in 9.2 innings (8.38 ERA) as he finished the season with the club

PERSONAL

Mark Christopher Lowe...resides in Ridgefield, WA...initially diagnosed with Type 2 diabetes 2008, but his diagnosis changed to Type 1 in 2009...attended the University of Texas at Arlington, where he went 1-4 with three saves and a 3.74 ERA in 2004...graduated from Fort Bend Baptist Academy (TX) in 2001, earning first team All-District honors all four years...selected by the Mariners in the fifth round of the 2004 First-Year Player Draft.

MARK LOWE'S CAREER PITCHING RECORD

Year	Team	W-L	ERA	G	GS	CG	SHO	SV	IP	H	R	ER	HR	HB	BB	SO	WP	BK	AVG
2004	Everett	1-2	4.93	18	3	0	0	7	38.1	42	22	21	4	4	14	38	2	1	.276
2005	Wisconsin	6-6	5.47	22	22	0	0	0	103.2	107	72	63	12	11	49	72	5	0	.264
2006	SEATTLE	1-0	1.93	15	0	0	0	0	18.2	12	4	4	1	2	9	20	1	0	.190
	Inland	1-0	1.84	13	2	0	0	2	29.1	14	10	6	0	1	11	46	1	1	.132
	San Antonio	0-2	2.16	11	0	0	0	4	16.2	14	4	4	1	0	3	14	0	0	.233
2007	SEATTLE	0-0	6.75	4	0	0	0	0	2.2	2	2	2	1	0	3	3	0	0	.200
	Tacoma	0-0	5.68	7	3	0	0	0	6.1	12	4	4	1	0	3	5	0	0	.387
	West Tenn.	0-0	3.38	3	1	0	0	0	2.2	2	1	1	0	0	2	1	0	0	.222
	Everett	0-0	0.00	1	1	0	0	0	1.0	0	0	0	0	0	0	0	0	0	.000
2008	SEATTLE	1-5	5.37	57	0	0	0	1	63.2	78	44	38	6	4	34	55	2	0	.301
2009	SEATTLE	2-7	3.26	75	0	0	0	3	80.0	71	39	29	7	0	29	69	4	0	.232
2010	SEATTLE	1-3	3.48	11	0	0	0	0	10.1	11	5	4	1	0	5	7	1	0	.282
	TEXAS	0-0	12.00	3	0	0	0	0	3.0	7	4	4	1	0	1	5	0	0	.467
2011	TEXAS	2-3	3.80	52	0	0	0	1	45.0	46	26	19	6	0	19	42	3	0	.263
	Round Rock	1-0	2.89	6	0	0	0	0	9.1	7	3	3	0	0	4	13	0	0	.200
2012	TEXAS	0-2	3.43	36	0	0	0	0	39.1	35	15	15	5	0	13	28	4	2	.240
	Round Rock	0-0	0.00	2	0	0	0	0	2.0	0	0	0	0	0	0	4	0	0	.000
	Frisco	0-1	9.00	3	0	0	0	0	4.0	4	4	4	2	0	2	6	0	0	.250
2013	LOS ANGELES-AL	1-0	9.26	11	0	0	0	0	11.2	11	12	12	1	0	11	7	2	0	.256
	Syracuse	3-1	3.14	24	0	0	0	1	28.2	31	11	10	3	0	10	37	0	0	.272
	Inland	0-0	1.80	3	0	0	0	1	5.0	1	1	1	0	0	0	6	1	0	.059
2014	CLEVELAND	0-1	3.86	7	0	0	0	0	7.0	10	7	3	2	0	6	6	1	0	.313
	Columbus	4-3	5.62	41	0	0	0	17	41.2	46	28	26	4	1	17	47	5	0	.280
2015	SEATTLE	0-1	1.00	34	0	0	0	0	36.0	31	6	4	1	1	11	47	2	0	.235
	TORONTO	1-2	3.79	23	0	0	0	1	19.0	15	9	8	3	0	1	14	0	0	.224
	Tacoma	0-1	1.00	7	0	0	0	1	9.0	7	1	1	1	0	0	11	0	0	.219
2016	DETROIT	1-3	7.11	54	0	0	0	0	49.1	57	41	39	12	1	21	49	2	0	.291
2017	Tacoma	3-4	6.23	32	0	0	0	1	39.0	49	31	27	6	1	20	37	1	0	.302
	Charlotte	0-0	8.38	8	0	0	0	0	9.2	12	9	9	3	1	3	6	0	0	.300
Major League-11 years		10-27	4.22	382	0	0	0	6	385.2	386	214	181	47	8	163	352	22	2	.260
Minor League-10 years		19-20	4.68	201	32	0	0	34	346.1	348	201	180	37	19	138	343	15	2	.257

LOWE

20-RUN GAMES

In club history, the Dodgers have scored 20 or more runs in a game 29 times, but just once since moving to Los Angeles and just 16 times since 1900. On the other hand, the Dodger franchise has allowed 20 runs in a game 17 times since 1890 and just twice since coming out west.

Games in which the Dodgers have scored 20+ runs in a game
(Since 1900)

Games in which the Dodgers have allowed 20+ runs in a game
(Since 1900)

DATE	OPPONENT	SCORE
6-22-1900	at PHI	20-13
6-21-1901	vs. CIN	21-3
9-23-1901	at CIN	25-6
7-02-1925	vs. BOS	20-7
5-22-1927	vs. PHI	20-4
5-18-1929(1)	at PHI	20-16
9-06-1930	vs. PHI	22-8
7-29-1936(1)	vs. STL	22-7
9-23-1939(1)	at PHI	22-4
7-10-1943	vs. PIT	23-6
6-12-1949	vs. CIN	20-7
6-24-1950	vs. PIT	21-12
8-30-1953	vs. STL	20-4
8-08-1954	vs. CIN	20-7
7-15-1957	vs. MIL	20-4
7-21-2001	at COL	22-7

DATE	OPPONENT	SCORE
5-06-1903	vs. NY	20-2
7-27-1918(2)	vs. STL	22-7
6-20-1925	at PIT	21-5
7-24-1937	vs. STL	20-2
9-10-1938	at NY	20-2
6-08-1940	at CIN	23-2
4-30-1944(1)	at NY	26-8
8-15-1945	vs. CHI	20-6
7-05-1953	at NY	20-6
5-20-1967	at CHI	20-3
5-05-2001	at CHI	20-1



NON-ROSTER INVITEE

BRIAN MORAN

LHP | 76



Bats: Left

Throws: Left

Height: 6-4

Weight: 225

Opening Day Age: 29

ML Service: 1.000

Born: Sept. 30, 1988 in Port Chester, NY

Resides: Scarsdale, NY

Acquired: Signed as a free agent on July 15, 2017



CAREER HIGHLIGHTS

- Left-handed reliever enters his eighth professional season and his second with the Dodger organization after spending parts of 2017 with Double-A Tulsa, going 0-1 with one save and a 1.89 ERA (4 ER/19.0 IP) in 19 relief appearances
- Has posted a career 20-19 record in the minors with a 3.05 ERA and 13 saves in 251 relief appearances across eight minor league seasons with the Mariners (2009-13, '15), Braves (2016) and Dodgers (2017)...has held the opposition to a .241 average and has posted a 1.18 WHIP
- Has struck out 396 career batters against just 99 walks in 345.2 minor league innings, averaging 10.3 strikeouts per nine innings and posting a 4.0 strikeout-to-walk ratio
- Was a Pacific Coast League mid-season All-Star in 2013 for Triple-A Tacoma where he had a 3.45 ERA in 48 relief appearances...also selected as Midwest League mid-season All-Star in 2010 for Low-A Clinton where he had a 1.34 ERA in 22 relief appearances...named an MiLB.com's Organizational All-Star in 2010 with the Mariners
- Missed the entire 2014 season after being placed on the 15-day disabled list by the Angels on March 21 with inflammation in left elbow...transferred to the 60-day disabled list on April 13 and underwent Tommy John surgery on left elbow
- Selected by the Seattle Mariners in the seventh round of the 2009 First-Year Player Draft out of University of North Carolina at Chapel Hill

LAST SEASON

2017

- Began the season with Bridgeport of the Independent Atlantic League and went 1-0 with a 2.33 ERA (5 ER/19.1 IP) in 29 relief appearances
- Signed by the Dodgers on July 15 and appeared in 19 games with Double-A Tulsa, going 0-1 with a 1.89 ERA (4 ER/19.0 IP) and one save...struck out 27 batters against just three walks, while posting a 0.79 WHIP
- Held the opposition to a .182 average, including a .139 mark against lefties

PERSONAL

Brian William Moran...resides in Scarsdale, NY...graduated from Iona (NY) Prep in 2006...played three seasons at University of North Carolina, Chapel Hill (2007-09)...brother, Colin, currently plays for the Pittsburgh Pirates, and uncles B.J. Surhoff and Rich Surhoff played in the Major Leagues...selected by the Mariners in the seventh round of the 2009 First-Year Player Draft and signed by scout Rob Mummau.

BRIAN MORAN'S CAREER PITCHING RECORD

Year	Team	W-L	ERA	G	GS	CG	SHO	SV	IP	H	R	ER	HR	HB	BB	SO	WP	BK	AVG
2009	Clinton	0-3	2.89	12	0	0	0	0	18.2	14	7	6	0	0	7	17	0	0	.212
	Pulaski	1-0	3.72	6	0	0	0	2	9.2	6	5	4	0	0	2	14	1	0	.167
2010	High Desert	2-0	1.42	17	0	0	0	1	25.1	22	4	4	0	0	2	29	0	0	.232
	Clinton	4-1	1.34	22	0	0	0	3	40.1	34	8	6	0	0	6	48	3	0	.230
	West Tenn.	0-0	13.50	2	0	0	0	0	2.0	4	3	3	0	0	1	1	0	0	.500
2011	Jackson	5-3	4.60	45	0	0	0	0	60.2	60	31	31	9	0	22	63	2	0	.256
2012	Tacoma	3-3	3.89	23	0	0	0	2	37.0	23	17	16	6	0	12	53	4	1	.178
	Jackson	1-2	1.14	24	0	0	0	0	31.2	30	5	4	1	0	6	29	3	0	.248
2013	Tacoma	2-5	3.45	48	0	0	0	4	62.2	70	28	24	4	3	20	85	4	2	.290
2015	Bakersfield	0-0	0.00	2	0	0	0	0	3.0	0	0	0	0	0	1	0	0	0	.000
	Jackson	2-1	3.56	25	0	0	0	0	30.1	29	12	12	2	1	17	29	2	0	.261
2016	Gwinnett	0-0	5.06	6	0	0	0	0	5.1	6	3	3	1	1	1	0	1	0	.300
2017	Tulsa	0-1	1.89	19	0	0	0	1	19.0	12	4	4	1	1	3	27	0	0	.182
Minor League-8 years		20-19	3.05	251	0	0	0	13	345.2	310	127	117	24	6	99	396	20	3	.241



NON-ROSTER INVITEE

MAX MUNCY

IF/OF | 13



Bats: Left
Opening Day Age: 27
Born: August 25, 1990 in Midland, TX
Acquired: Signed as a free agent on April 25, 2017
MLB Debut: April 25, 2015

Throws: Right
Height: 5-10
ML Service: 1.031
Resides: Keller, TX

Weight: 215



CAREER HIGHLIGHTS

- 27-year-old infielder/outfielder enters his seventh professional season and his second year with the Dodgers after appearing in 109 games with Triple-A Oklahoma City in 2017
- Over two big league seasons with the Athletics (2015-16), has hit .195 with 27 runs, 10 doubles, one triple, five homers and 17 RBI in 96 career games
- Defensively, has seen time at first base (23 games), second base (21 games) and third base (17 games), while also appearing in 17 games in right field and four games in left field throughout his Major League career
- Had his contract selected by Oakland on April 25, 2015 and made his Major League debut that day with a start at third base against the Astros...recorded his first career big league hit in that game, with a single in the seventh inning off of Scott Feldman
- Stroked his first career Major League home run on May 17, 2015 against the White Sox with a two-run shot off of Jeff Samardzija
- In 559 career minor league games, he has slashed .275/.382/.436 with 109 doubles, 12 triples, 60 home runs and 291 RBI
- Has spent majority of his minor league career at first base (328 games), but has also appeared at third base (120 games), at second base (12 games), in left field (37 games) and in right field (17 games)...has also made three career relief appearances (all in 2017), tossing 2.1 scoreless innings
- Selected as 2014 Texas League and 2013 California League mid-season All-Star...also selected as an MiLB.com's Organizational All-Star with the Athletics
- Selected by Oakland in the fifth round of the 2012 First-Year Player Draft from Baylor University

MUNCY

LAST SEASON

2017

- Spent the entire season with Triple-A Oklahoma City, slashing .309/.414/.491 with 62 runs, 20 doubles, one triple, 12 homers and 44 RBI in 109 games
- With runners in scoring position he hit .366, while posting a .309 mark with runners on base
- Excelled against right-handed pitchers, as he posted a .323 average, compared to a .258 mark against lefties
- Made his first career pitching appearance, allowing just two hits over 2.1 scoreless innings over three relief appearances

PERSONAL

Maxwell Steven Muncy...resides in Keller, TX... graduated from Keller (TX) High School...attended Baylor University, where he was a Freshman All-American (2010), breaking Baylor freshman school records of HR (11) and RBI (53) and was a two-time All-Big 12 Conference selection at first base (2011 and 2012) for the Bears...selected by Oakland in the fifth round of the 2012 First-Year Player Draft and signed by scout Armann Brown.

MAX MUNCY'S CAREER BATTING RECORD

Year	Team	AVG	G	AB	R	H	2B	3B	HR	RBI	SH	SF	HP	BB	SO	SB	CS	OBP	SLG	E
2012	Burlington	.275	64	229	34	63	20	2	4	23	0	3	1	41	37	3	1	.383	.432	6
2013	Midland	.250	47	172	22	43	12	2	4	24	0	1	0	24	34	0	1	.340	.413	6
	Stockton	.285	93	351	67	100	13	1	21	76	0	6	7	64	68	1	1	.400	.507	3
2014	Midland	.264	122	435	59	115	23	3	7	63	0	6	2	87	92	7	2	.385	.379	8
2015	OAKLAND	.206	45	102	14	21	8	1	3	9	0	1	0	9	31	0	0	.268	.392	6
	Nashville	.274	60	212	24	58	14	1	4	35	0	4	1	26	58	0	1	.350	.406	6
2016	OAKLAND	.186	51	113	13	21	2	0	2	8	0	0	0	20	24	0	0	.308	.257	1
	Nashville	.251	64	223	34	56	7	2	8	26	1	4	5	35	54	5	0	.360	.408	1
2017	Oklahoma City	.309	109	320	62	99	20	1	12	44	0	1	4	54	84	3	6	.414	.491	11
Major League- 2 years		.195	96	215	27	42	10	1	5	17	0	1	0	29	55	0	0	.290	.321	7
Minor League-6 years		.275	559	1942	302	534	109	12	60	291	1	25	20	331	427	19	12	.382	.436	41



NON-ROSTER INVITEE

ZACH NEAL

RHP | 49



Bats: Right **Throws:** Right **Height:** 6-2 **Weight:** 210
Opening Day Age: 29 **ML Service:** 0.145
Born: Nov. 9, 1988 in Columbia, SC **Resides:** Flower Mound, TX
Acquired: Signed as a free agent on Jan. 18, 2018
MLB Debut: May 11, 2016



CAREER HIGHLIGHTS

- Right-hander enter his ninth professional season and his first with the Dodgers after spending the past five years with the Athletics' organization
- In two big league seasons with Oakland (2016-17), he has gone 2-4 with two saves, a 4.89 ERA (46 ER/84.2 IP) and a 1.16 WHIP in 30 career games (six starts)...struck out 37 against just seven walks in 84.2 innings, posting a 5.29 strikeout-to-walk ratio and a 0.74 walks per nine innings
- In 2016 with Oakland, averaged 0.77 walks per nine innings and based on a minimum of 70 innings pitched, that was the second lowest mark in the Majors (Kershaw, LAD 0.66) and third lowest in Athletics history behind Dennis Eckersley (0.49 in 1990) and Bill Fischer (0.56 in 1962)
- Made his Major League debut on May 11, 2016, pitching three innings of relief for Oakland at Boston, allowing three runs on four hits with two strikeouts...earned his first career save on June 13, 2016, allowing just one run on two hits in 3.0 innings of relief in the Athletics' 14-5 victory over the Rangers
- Recorded his first Major League win on June 28, 2016, allowing just two hits over a scoreless inning of relief against the Giants
- In 174 career minor league games (154 starts), he has gone 56-56 with a 3.84 ERA and has struck out 594 batters against just 175 walks in 923.2 innings over eight professional seasons with the Marlins (2010-12) and the Athletics (2013-7)...has posted a 1.7 walks per nine innings in his minor league career
- Selected by the Marlins in the 17th round of the 2010 First-Year Player Draft out of the University of Oklahoma

LAST SEASON

2017

- Made two stints with the Athletics, allowing 13 runs in 14.2 innings (7.98 ERA) in six relief appearances...struck out 10 against just one walk
- Spent majority of the season with Triple-A Nashville, going 4-8 with a 4.82 ERA (53 ER/99.0 IP) in 21 games (16 starts)...recorded 43 strikeouts against 10 walks
- In 16 starts he went 4-8 with a 5.49 ERA, while in five relief appearances he posted a 1.17 ERA (2 ER/15.1 IP)

PERSONAL

Zachary Sheridan Neal...graduated from Flower Mound High School (Tex.), where he went 12-0 as a senior...attended Sam Houston State as a freshman before transferring to Howard College where he went 13-0 in 2009...finished his collegiate career with the University of Oklahoma...selected by the Marlins in the 17th round of the 2010 First-Year Player Draft and signed by scout Steve Taylor.

ZACH NEAL'S CAREER PITCHING RECORD

Year	Team	W-L	ERA	G	GS	CG	SHO	SV	IP	H	R	ER	HR	HB	BB	SO	WP	BK	AVG
2010	Jamestown	1-1	1.74	4	4	0	0	0	20.2	19	10	4	1	1	2	21	0	0	.235
	GCL Marlins	1-0	0.84	3	2	0	0	0	10.2	8	2	1	0	1	1	16	0	0	.195
2011	Greensboro	7-6	4.16	22	22	0	0	0	119.0	124	61	55	12	15	41	84	3	0	.273
2012	Jupiter	4-1	1.21	9	8	0	0	0	44.2	41	7	6	2	0	10	33	0	0	.244
	Jacksonville	4-6	3.80	21	10	0	0	0	68.2	77	36	29	4	3	12	45	1	0	.288
2013	Midland	8-12	4.35	28	28	1	1	0	165.2	172	95	80	18	6	36	96	2	2	.266
2014	Sacramento	7-7	4.07	20	19	0	0	0	119.1	137	70	54	15	4	16	80	2	0	.288
	Midland	3-0	0.58	5	5	0	0	0	31.0	25	5	2	0	3	4	25	1	0	.212
	Stockton	0-0	0.57	2	2	0	0	0	15.2	8	2	1	0	1	0	19	0	0	.145
2015	Nashville	7-10	4.18	21	20	2	0	0	131.1	151	71	61	10	5	20	78	2	0	.291
	Midland	3-3	6.44	7	7	0	0	0	36.1	43	26	26	7	1	15	22	0	0	.303
2016	OAKLAND	2-4	4.24	24	6	0	0	2	70.0	72	35	33	9	1	6	27	2	1	.265
	Nashville	7-2	3.21	11	11	0	0	0	61.2	62	27	22	5	1	8	32	1	0	.259
2017	OAKLAND	0-0	7.98	6	0	0	0	0	14.2	19	13	13	5	0	1	10	1	0	.302
	Nashville	4-8	4.82	21	16	0	0	0	99.0	115	54	53	9	6	10	43	1	1	.297
Major League-2 years		2-4	4.89	30	6	0	0	2	84.2	91	48	46	14	1	7	37	3	1	.272
Minor League- 8 years		56-56	3.84	174	154	3	1	0	923.2	982	466	394	83	47	175	594	13	3	.273



NON-ROSTER INVITEE

JAKE PETER

IF | 87



Bats: Left
Opening Day Age: 24
Born: April 5, 1993 in Mason City, IA
Acquired: In a trade with the White Sox on Jan. 4, 2018

Throws: Right
Height: 6-0
ML Service: 0.000
Resides: Mason City, IA

Weight: 210



CAREER HIGHLIGHTS

- 24-year-old utility player enters his first year with the Dodgers and his first big league camp after spending the past four seasons with the White Sox organization
- Acquired by the Dodgers in a three-team trade with the White Sox and Royals on Jan. 4, 2018
- In 440 career games, has slashed .282/.347/.394 with 230 runs, 86 doubles, 15 triples, 24 home runs, 185 RBI and 44 stolen bases
- Defensively, has spent majority of his career at second base (291 games), but has also appeared in 44 games at shortstop, 25 games at first base, 22 games at third base, 33 games in left field, 15 games in right field and one game in center field
- Was a 2016 Southern League mid-season All-Star with Double-A Birmingham, while also being recognized as a 2015 Carolina League and 2014 Pioneer League post-season All-Star...selected as an MiLB.com's Organizational All-Star in 2016 with the White Sox
- Originally selected by the Chicago White Sox in the seventh round of the 2014 First-Year Player Draft out of Creighton University

LAST SEASON

2017

- Split the season between the White Sox Double-A Birmingham and Triple-A Charlotte, hitting .279 with 63 runs, 19 doubles, three triples, 13 homers, 49 RBI and 11 stolen bases along with a .344 on-base percentage and a .417 slugging percentage
- Spent the majority of the season playing second base (97 games), but also appeared in eight games at third base, nine games in left field and five games in right field
- Excelled against left-handed pitchers, slashing .313/.364/.527 in 122 plate appearances
- Began the season with the Birmingham Barons before his promotion to Charlotte on July 19...finished the season with the Knights, slashing .292/.351/.506 with 28 runs, seven doubles, two triples, nine home runs and 28 RBI

PERSONAL

Jacob Winfield Peter...graduated from Mason City (IA) High School in 2011, where he lettered in baseball, basketball, football and track...attended Creighton University, where he earned MVC Second-Team All-Conference and Big East First-Team All-Conference...selected by the White Sox in the seventh round of the 2014 First-Year Player Draft and was signed by scout J.J. Lally.

JAKE PETER'S CAREER BATTING RECORD

Year	Team	AVG	G	AB	R	H	2B	3B	HR	RBI	SH	SF	HP	BB	SO	SB	CS	OBP	SLG	E
2014	Winston-Salem	.236	23	89	8	21	4	1	0	5	0	0	1	4	13	1	0	.277	.303	1
	Great Falls	.388	37	152	26	59	11	6	2	21	0	2	4	13	13	1	1	.444	.579	7
2015	Winston-Salem	.260	130	497	76	129	25	5	3	57	4	6	2	53	89	23	3	.330	.348	14
2016	Charlotte	.259	62	228	30	59	13	0	2	24	1	1	3	17	44	3	1	.317	.342	8
	Birmingham	.304	68	253	27	77	14	0	4	29	0	5	2	31	52	5	1	.378	.407	1
2017	Charlotte	.292	45	178	28	52	7	2	9	28	0	0	1	15	44	2	2	.351	.506	3
	Birmingham	.270	75	285	35	77	12	1	4	21	4	2	5	26	80	9	4	.340	.361	2
Minor League-4 years		.282	440	1682	230	474	86	15	24	185	9	16	18	159	335	44	12	.347	.394	36



NON-ROSTER INVITEE

DJ PETERS

OF | 89



Bats: Right

Throws: Right

Height: 6-4

Weight: 240

Opening Day Age: 22

ML Service: 0.000

Born: Dec. 12, 1995 in Glendora, CA

Resides: Glendora, CA

Acquired: Drafted in the fourth round of the 2016 First-Year Player Draft



CAREER HIGHLIGHTS

- Power-hitting outfielder enters his third professional season and his first big league camp following a stellar 2017 season with Single-A Rancho Cucamonga
- The Glendora native has appeared in 198 career games and has slashed .302/.394/.548 with 53 doubles, eight triples, 40 home runs and 130 RBI over two seasons with the Dodgers organization
- Rated by Baseball America as the best power hitter in the Dodgers' minor league system in 2018
- Earned numerous accolades during the 2017 season including being named the California League's Most Valuable Player and Rookie of the Year after ranking among the league leaders in runs (91, 6th), hits (139, 11th), extra-base hits (61, 1st), total bases (259, 3rd), doubles (29, T-8th), home runs (27, 3rd), RBI (82, T-5th), walks (64, 2nd), OBP (.372, 8th), SLG (.514, 1st), OPS (.886, 1st) and hit by pitches (15, 2nd)...also selected as Baseball America's High Class A All-Star, along with being named Cal League's mid- and post-season All-Star...honored as Player of the Week three times in 2017; April 30, June 18 and July 9
- Earned Baseball America's 2016 Rookie All-Star selection with the Ogden Raptors, while also being named the Top Star in the Pioneer League...selected as a Pioneer League mid- and post-season All-Star
- Originally selected by the Dodgers in the fourth round of the 2016 First-Year Player Draft out of Western Nevada College

LAST SEASON

2017

- Named California League's Most Valuable Player and Rookie of the Year after posting a .276/.372/.514 slashline with 29 doubles, five triples, 27 home runs and 82 RBI in 132 games
- Led the Cal League in SLG (.514), OPS (.886) and extra-base hits (61), while ranking among the best in runs (91, 6th), hits (139, 11th), total bases (259, 3rd), doubles (T-8th), home runs (3rd), RBI (T-5th), walks (64, 2nd), OBP (.372, 8th) and hit by pitches (15, 2nd)
- Also selected as Baseball America's High Class A All-Star and named Cal League's mid- and post-season All-Star...honored as Player of the Week three times in 2017; April 30, June 18 and July 9
- Clubbed two home runs off of San Francisco Giants' pitcher Madison Bumgarner (both in the fourth inning) in the pitcher's rehab start on July 5
- With runners in scoring position he slashed .290/.409/.543 with six homers
- Following the season, appeared in 10 games with the Glendale Desert Dogs in the Arizona Fall League

PERSONAL

Donald Scott Peters...resides in Glendora, CA...attended Western Nevada CC, where he was named 2016 Scenic West Athletic Conference Baseball Player of the Year after hitting .401 with 14 homers and 57 RBI as a sophomore... his 14 home runs set a single-season WNC record and led the SWAC...drafted by the Cubs in the 36th round of the 2014 First-Year Player Draft but did not sign...drafted by the Rangers in the 36th round of the 2015 First-Year Player Draft but did not sign...selected by the Dodgers in the fourth round of the 2016 First-Year Player Draft and signed by scout Tom Kunis.

DJ PETERS' CAREER BATTING RECORD

Year	Team	AVG	G	AB	R	H	2B	3B	HR	RBI	SH	SF	HP	BB	SO	SB	CS	OBP	SLG	E
2016	Ogden	.351	66	262	63	92	24	3	13	48	0	0	5	35	66	5	3	.437	.615	6
2017	Rancho Cucamonga	.276	132	504	91	139	29	5	27	82	0	3	15	64	189	3	3	.372	.514	6
Minor League-2 years		.302	198	766	154	231	53	8	40	130	0	3	20	99	255	8	6	.394	.548	12



NON-ROSTER INVITEE

HENRY RAMOS

OF | 72



Bats: Switch

Throws: Right

Height: 6-2

Weight: 220

Opening Day Age: 25

ML Service: 0.000

Born: April 15, 1992 in Maunabo, Puerto Rico

Resides: Maunabo, Puerto Rico

Acquired: Signed as a free agent on Oct. 31, 2017



CAREER HIGHLIGHTS

- Switch-hitting outfielder enters his second season with the Dodger organization after spending the first seven professional seasons within the Red Sox organization
- Posted a .272 career batting average with 122 doubles, 27 triples, 46 homers, 288 RBI and 64 stolen bases in 639 games in eight minor league seasons in the Red Sox (2010-16) and Dodger (2017) organizations
- Has posted a .967 career fielding percentage as he has played in all three outfield positions, appearing in 323 games at right field, 264 at center field and 16 games at left field
- Split time between Double-A Portland and Triple-A Pawtucket in 2016, hitting .263 with eight homers and 40 RBI in 102 games...hit for his first career cycle on July 4 at Charlotte with Pawtucket
- In 2013, appeared in 129 games with Single-A Salem hitting .252 with 12 homers and 55 RBI and ranked among the Carolina League leaders in triples (7, T-3rd), extra-base hits (46, T-7th), total bases (195, T-8th), homers (T-10th) and walks (55, T-10th)
- Selected by the Boston Red Sox in the fifth round of the 2010 First-Year Player Draft out of Alfonso Casta Martinez High school in Maunabo, Puerto Rico

LAST SEASON

2017

- Split the season between Double-A Tulsa and Triple-A Oklahoma City in his first season with the Dodger organization, slashing .351/.396/.546 with 12 doubles, one triple, eight homers and 25 RBI in 55 combined games
- Was a non-roster invitee to Dodgers Spring Training and was 5-for-14 (.357) with a home run and six RBI in eight games...began the season on the disabled list after suffering a sports hernia during camp
- After returning from his injury, he hit .416 with four doubles, one triple, five homers and 17 RBI in 25 games with the Tulsa Drillers and was promoted to Oklahoma City on July 31...in 30 games with the OKC Dodgers, he slashed .295/.333/.457 with eight doubles, three homers and eight RBI
- Following the season, played for Leones del Caracas of the Venezuelan Winter Baseball League, where he went 6-for-20 (.300) with one double, one triple and one RBI in five games

PERSONAL

Henry Ramos...attended Alfonso Casta Martinez High School in Puerto Rico...drafted by the Red Sox in the fifth round of the 2010 First-Year Player Draft and signed by Red Sox scout Edgar Perez.

HENRY RAMOS' CAREER BATTING RECORD

Year	Team	AVG	G	AB	R	H	2B	3B	HR	RBI	SH	SF	HP	BB	SO	SB	CS	OBP	SLG	E
2010	Lowell	.125	7	24	1	3	0	0	0	2	0	0	0	1	8	0	0	.160	.125	2
	GCL Red Sox	.309	43	136	18	42	8	1	3	26	2	3	3	12	28	12	6	.370	.449	4
2011	Greenville	.262	85	332	40	87	17	4	5	43	0	3	2	17	76	15	6	.299	.383	7
	Greenville	.254	122	441	61	112	24	4	8	63	5	0	4	44	101	12	10	.327	.381	9
2013	Salem	.252	129	469	69	118	27	7	12	55	6	7	3	55	100	11	12	.330	.416	4
2014	Portland	.326	48	181	26	59	9	2	2	23	1	0	1	11	38	2	4	.368	.431	4
2015	Portland	.244	37	131	8	32	11	2	0	8	2	0	0	14	26	0	0	.317	.359	2
	Lowell	.333	3	12	1	4	0	0	0	1	1	1	0	0	4	0	0	.308	.333	0
	GCL Red Sox	.292	8	24	4	7	0	0	0	2	0	0	1	5	3	2	0	.433	.292	0
2016	Portland	.281	45	171	20	48	6	3	3	11	4	1	2	11	25	3	3	.330	.404	3
	Pawtucket	.247	57	190	18	47	8	3	5	29	2	5	1	11	44	4	2	.285	.400	2
2017	Oklahoma City	.295	30	105	16	31	8	0	3	8	0	0	0	6	13	2	2	.333	.457	1
	Tulsa	.416	25	89	18	37	4	1	5	17	0	2	0	10	15	1	0	.465	.652	3
Minor League-8 years		.272	639	2305	300	627	122	27	46	288	23	22	17	197	481	64	45	.331	.408	41



NON-ROSTER INVITEE

EDWIN RÍOS

IF | 78



Bats: Left

Throws: Right

Height: 6-3

Weight: 225

Opening Day Age: 23

ML Service: 0.000

Born: April 21, 1994 in Caguas, Puerto Rico

Resides: Kissimmee, FL

Acquired: Selected in the sixth round of the 2015 First-Year Player Draft



CAREER HIGHLIGHTS

- Power-hitting corner infielder enters his fourth professional season and his first big league camp after being drafted by the Dodgers in the sixth round of the 2015 First-Year Player Draft out of Florida International University
- In 258 career games, he has slashed .302/.350/.542 with 147 runs, 67 doubles, two triples, 54 home runs and 180 RBI
- Has appeared in 129 games at third base and 96 games at first base, but has also seen time in left field (nine games) and right field (two games)
- Selected as Baseball America's Double-A All-Star and Texas League mid-season All-Star in 2017, after hitting .317 with 21 doubles, 15 homers and 62 RBI in 77 games with the Drillers...also selected as the league's Player of the Week for the period ending April 30
- Named the 2016 Dodgers' Branch Rickey Minor League Player of the Year, after posting a .301/.341/.567 slashline, with 26 doubles, 27 home runs, and 76 RBI in 108 combined games with Single-A Great Lakes, Single-A Rancho Cucamonga and Double-A Tulsa...during his 42-game stint with the Quakes, he led the California League in batting average (.367), hits (65), home runs (16), RBI (46), extra-base hits (28), total bases (126) and OPS (1.105) from June 5-July 27
- Named MiLB.com Organization All-Star for two consecutive years (2016-17)

LAST SEASON

2017


- Split the season between Double-A Tulsa and Triple-A Oklahoma City, slashing .309/.362/.533 with 34 doubles, 24 homers and 91 RBI in 128 combined games
- With runners on base he recorded a combined .335 average, while posting a .331 mark with runners in scoring position...excelled against right-handed pitchers batting .324, compared to a .259 mark against lefties
- Started the season with Tulsa and was selected as Baseball America's Double-A All-Star, along with being named Texas League mid-season All-Star, after hitting .317 with 21 doubles, 15 homers and 62 RBI in 77 games... also selected as the league's Player of the Week for the period ending April 30
- Ranked among the Texas League leaders in batting average (3rd), runs (47, 7th), hits (97, T-1st), extra-base hits (36, 1st), doubles (T-2nd), home runs (T-2nd), RBI (2nd), SLG (.533, 1st) and OPS (.891, 1st) prior to his promotion to Triple-A OKC on July 7

PERSONAL

Edwin Gabriel Rios...resides in Kissimmee, FL...graduated from Osceola (FL) High School, where he was named team MVP and all-county during his senior year, hitting .400 with four home runs and 30 RBI...played three seasons at FIU, where he was named first team All-Conference USA and First-Team ABCA South Central All-Region honors in 2015 and second team Freshman All-American by the National Collegiate Baseball Writers Association in 2013...as a junior he slugged 18 home runs, which was the fourth-most home runs in a season in school history...selected in the sixth round of the 2015 First-Year Player Draft and signed by scout Adrian Casanova.

EDWIN RÍOS' CAREER BATTING RECORD

Year	Team	AVG	G	AB	R	H	2B	3B	HR	RBI	SH	SF	HP	BB	SO	SB	CS	OBP	SLG	E
2015	Ogden	.235	20	68	8	16	7	0	3	13	0	0	0	7	29	0	0	.307	.471	3
	AZL Dodgers	.429	2	7	1	3	0	0	0	0	0	0	0	1	0	1	0	.429	.429	0
2016	Tulsa	.254	33	122	14	31	7	0	5	17	0	3	2	8	31	0	0	.304	.434	9
	Rancho Cucamonga	.367	42	177	37	65	11	1	16	46	0	2	1	8	35	0	0	.394	.712	8
	Great Lakes	.252	33	119	17	30	8	1	6	13	0	0	1	8	44	3	1	.305	.487	6
2017	Oklahoma City	.296	51	169	23	50	13	0	9	29	0	1	2	18	42	0	1	.368	.533	9
	Tulsa	.317	77	306	47	97	21	0	15	62	0	4	5	17	69	1	1	.358	.533	16
Minor League-3 years		.302	258	968	147	292	67	2	54	180	0	10	11	66	251	4	4	.350	.542	51



NON-ROSTER INVITEE

KEIBERT RUIZ

C | 80



Bats: Switch **Throws:** Right **Height:** 5-10 **Weight:** 205
Opening Day Age: 19 **ML Service:** 0.000
Born: July 20, 1998 in Carabobo, Venezuela **Resides:** Valencia, Venezuela
Acquired: Signed as a free agent on July 20, 2014



CAREER HIGHLIGHTS

- 19-year-old switch-hitting catcher enters his fourth professional season in the Dodger organization and his first big league camp following a breakout season in 2017 with Single-A Great Lakes and Single-A Rancho Cucamonga
- Placed on the 2018 Baseball America's Top 100 MLB Prospect List (40th) and rated as the Dodgers' sixth best prospect by MLB.com entering the 2018 season
- In 201 minor league games, has slashed .330/.372/.461 with 105 runs, 53 doubles, six triples, 11 home runs and 118 RBI
- In 171 career games at catcher, he has posted a .990 fielding percentage (16 E/1448.1 INN) and has thrown out 25% of would-be base stealers (63/248)
- Named the Dodgers 2017 Branch Rickey Minor League Player of the Year following a stellar season with the Great Lakes Loons and the Rancho Cucamonga Quakes, hitting .316 with 23 doubles, two triples, eight home runs and 51 RBI along with a .361 on-base percentage and a .452 slugging percentage in 101 combined games
- Selected as Midwest League mid-season All-Star and Baseball America's Low Class A All-Star in 2017...honored as MiLB.com Organizational All-Star in both 2016 and 2017
- Signed as a non-drafted free agent on July 20, 2014

LAST SEASON

2017

- The Dodgers 2017 Branch Rickey Minor League Player of the Year had a great year with Single-A Great Lakes and Single-A Rancho Cucamonga, slashing .316/.361/.452 with 58 runs, 23 doubles, two triples, eight homers and 51 RBI in 101 combined games
- Appeared in a combined 86 games (84 starts) at catcher, posting a .992 fielding percentage (7 ER/749.2 INN) and throwing out 22% of would-be base stealers (26/117)
- Began the season with Great Lakes, hitting .317 with 34 runs, 16 doubles, one triple, two homers and 24 RBI along with a .372 on-base percentage in 63 games...selected as Midwest League mid-season All-Star and Baseball America's Low Class A All-Star
- Promoted to Rancho Cucamonga on July 9 and finished the season with the Quakes, slashing .315/.344/.497 with seven doubles, one triple, six homers and 27 RBI in 38 games
- As a left-handed hitter he posted a combined .344 average, compared to a .240 mark as a righty...with runners in scoring position he hit for a combined .359 average (28-for-78)

PERSONAL

Keibert Jose Ruiz Lugo...resides in Valencia, Venezuela...signed by the Dodgers as a non-drafted free agent on July 20, 2014 and signed by scouts Francisco Cartaya and Pedro Avila.

KEIBERT RUIZ'S CAREER BATTING RECORD

Year	Team	AVG	G	AB	R	H	2B	3B	HR	RBI	SH	SF	HP	BB	SO	SB	CS	OBP	SLG	E
2015	DSL Dodgers	.300	44	150	14	45	8	1	1	19	0	0	1	8	15	4	2	.340	.387	8
2016	AZL Dodgers	.485	8	33	5	16	4	1	0	15	0	2	1	3	4	0	0	.513	.667	0
	Ogden	.354	48	189	28	67	18	2	2	33	0	3	2	12	23	0	0	.393	.503	1
2017	Rancho Cucamonga	.315	38	149	24	47	7	1	6	27	0	3	1	7	23	0	0	.344	.497	3
	Great Lakes	.317	63	227	34	72	16	1	2	24	1	2	3	18	30	0	0	.372	.423	4
Minor League-3 years		.330	201	748	105	247	53	6	11	118	1	10	8	48	95	4	2	.372	.461	16

RUIZ



NON-ROSTER INVITEE

BRIAN SCHLITTER

RHP | 50



Bats: Right

Throws: Right

Height: 6-3

Weight: 235

Opening Day Age: 32

ML Service: 2.053

Born: Dec. 21, 1985 in Oak Park, IL

Resides: Park Ridge, IL

Acquired: Signed as a free agent on Feb. 10, 2018

MLB Debut: June 28, 2010



CAREER HIGHLIGHTS

- 32-year-old righty reliever enters his first year with the Dodgers and his 10th professional season as he returns to the States following a stint with the Saitama Seibu Lions of the Nippon Professional Baseball League in 2017
- In 78 career big league games, he has gone 3-6 with a 5.40 ERA (43 ER/71.2 IP) and has struck out 42 batters against 26 walks over three big league seasons with the Cubs (2010, '14-15)
- Had his contract selected by the Cubs on June 26, 2010 and made his big league debut two days later on June 28 against the Pirates, striking out the two batters he faced
- Earned his first Major League win on May 3, 2014, tossing 0.2 perfect innings in the Cubs 3-0 victory over the Cardinals
- In 347 career minor league games, he has gone 14-29 with a 2.91 ERA, 112 saves and has limited batters to a .253 average over nine minor league seasons with Phillies (2007-08), Cubs (2008-15) and Rockies (2016)...has struck out 385 batters against 153 walks in 418.0 career minor league innings
- Was an MiLB.com Organizational All-Star for the Cubs in 2013 and was named a Southern League mid-season All-Star in 2009 for Double-A Tennessee
- Originally selected by the Phillies in the 16th round of the 2007 First-Year Player Draft out of the College of Charleston (SC)

LAST SEASON

2017

- Spent the season with the Saitama Seibu Lions of the Nippon Professional Baseball League and went 1-5 with a 2.83 ERA (20 ER/63.2 IP) in 64 relief appearances
- Allowed just one home run over 63.2 innings of relief...struck out 23 batters against 29 walks

PERSONAL

Brian Patrick Schlitter (pronounced schlit-uher)...Chicago native graduated from Maine South High School in Park Ridge, IL...played collegiately at the College of Charleston and became the eighth Cougar to reach the Major Leagues in 2010...was the first CoFC player called up since the New York Yankees' Brett Gardner in 2008...originally selected by the Los Angeles Angels of Anaheim in the 34th round of the 2005 First-Year Player Draft out of Florida Gateway College, but did not sign...selected by the Philadelphia Phillies in the 16th round of the 2007 First-Year Player draft.

BRIAN SCHLITTER'S CAREER PITCHING RECORD

Year	Team	W-L	ERA	G	GS	CG	SHO	SV	IP	H	R	ER	HR	HB	BB	SO	WP	BK	AVG
2007	Williamsport	0-0	0.00	1	0	0	0	1	2.0	2	0	0	0	1	0	1	0	0	.222
	Lakewood	0-1	3.80	16	0	0	0	3	23.2	27	13	10	2	0	6	21	1	0	.287
2008	Daytona	0-1	2.16	7	0	0	0	3	8.1	9	2	2	0	0	3	9	1	0	.281
	Clearwater	4-3	2.22	34	0	0	0	6	48.2	39	13	12	1	1	21	58	1	0	.213
2009	Tennessee	1-7	4.38	59	0	0	0	22	61.2	62	36	30	8	1	24	51	2	0	.261
2010	CHICAGO-NL	0-1	12.38	7	0	0	0	0	8.0	18	11	11	2	1	5	7	0	0	.429
	Iowa	2-1	3.15	37	0	0	0	13	45.4	44	18	16	3	1	21	42	2	0	.250
2012	Tennessee	3-4	3.00	29	0	0	0	6	42.0	43	19	14	2	0	11	44	1	0	.264
	Daytona	0-1	2.00	21	0	0	0	2	27.0	27	9	6	1	1	2	19	0	1	.260
2013	Iowa	1-4	3.24	38	0	0	0	20	41.2	38	15	15	4	1	9	45	2	1	.238
	Tennessee	0-2	0.83	16	0	0	0	2	21.2	24	8	2	0	1	6	13	0	0	.264
2014	CHICAGO-NL	2-3	4.15	61	0	0	0	0	56.1	58	29	26	2	2	19	31	0	0	.270
	Iowa	0-0	3.38	7	0	0	0	3	8.0	10	4	3	0	0	3	4	0	0	.294
2015	AZL Cubs	0-0	0.00	1	0	0	0	0	1.0	0	0	0	0	0	0	0	0	0	.000
	CHICAGO-NL	1-2	7.36	10	0	0	0	0	7.1	12	6	6	2	0	2	4	0	0	.364
2016	Iowa	2-3	1.61	45	0	0	0	23	44.2	41	11	8	1	1	26	35	1	0	.248
	Albuquerque	1-2	3.64	36	0	0	0	8	42.0	42	19	17	2	1	21	43	4	0	.266
2017	Seibu Lions	1-5	2.83	64	0	0	0	0	63.2	58	22	20	1	0	29	23	1	1	---
Major League-3 years		3-6	5.40	78	0	0	0	0	71.2	88	46	43	6	3	26	42	0	0	.303
Minor League-9 years		14-29	2.91	347	0	0	0	112	418.0	408	167	135	24	9	153	385	15	2	.253

SCHLITTER



NON-ROSTER INVITEE

YAISEL SIERRA

RHP | 73



Bats: Right **Throws:** Right **Height:** 6-1 **Weight:** 175
Opening Day Age: 26 **ML Service:** 0.000
Born: June 5, 1991 in Mayari, Cuba **Resides:** Puerto Principe, Haiti
Acquired: Signed as a free agent on Feb. 20, 2016



CAREER HIGHLIGHTS

- 26-year-old Cuban right-hander enters his third season with the Dodgers after going 5-1 with a 3.04 ERA in 39 relief appearances with Double-A Tulsa and Triple-A Oklahoma City in 2017
- In 69 career minor league games (13 starts) over two seasons, he has gone 11-8 with a 4.62 ERA and four saves... has struck out 170 batters against 61 walks in 159.2 innings
- Pitched five seasons in Cuba's Serie Nacional with Holguin (2010-14) and Sancti Spiritus (2012), going 16-21 with 25 saves and a 4.23 ERA in 131 games (25 starts)
- Pitched for Cuba's gold-medal winning national team at the 2014 Central American and Caribbean Games
- Signed by Los Angeles as a free agent on February 20, 2016

LAST SEASON

2017

- In his second season in the Dodgers organization, he went 5-1 with a 3.04 ERA in 39 combined games with Double-A Tulsa and Triple-A Oklahoma City
- Limited the opposition to a combined .251 average and struck out 84 batters in 71.0 innings
- Spent majority of the season with the Tulsa Drillers, going 5-0 with four saves and a 2.54 ERA (14 ER/49.2 IP) in 26 relief appearances...struck out 64 batters against just 16 walks in 49.1 innings, while holding hitters to a .244 average
- Promoted to OKC on July 7 and went 0-1 with a 4.22 ERA (10 ER/21.1 IP) in 13 games to finish the season

YAISEL SIERRA'S CAREER PITCHING RECORD

Year	Team	W-L	ERA	G	GS	CG	SHO	SV	IP	H	R	ER	HR	HB	BB	SO	WP	BK	AVG
2010	Holguin	0-0	12.00	4	0	0	0	0	3.0	5	4	4	1	1	4	0	1	0	---
2011	Holguin	1-1	5.33	25	3	0	0	3	52.1	58	34	31	5	4	26	30	5	0	---
2012	Sancti Spiritus	2-2	1.80	21	2	0	0	7	45.0	39	10	9	0	8	17	32	1	3	---
	Holguin	2-0	2.70	20	2	0	0	1	36.2	30	12	11	1	7	24	25	2	2	---
2013	Holguin	6-6	3.92	25	18	0	0	3	101.0	79	47	44	3	16	64	79	6	1	---
2014	Holguin	5-12	6.10	36	0	0	0	11	62.0	70	53	42	3	7	31	55	11	1	---
2016	Tulsa	1-2	4.30	10	0	0	0	0	14.2	14	9	7	0	0	5	21	2	1	.237
	Rancho Cucamonga	5-5	46.20	20	13	0	0	0	74.0	87	51	51	9	7	25	65	8	2	.293
2017	Oklahoma City	0-1	4.22	13	0	0	0	0	21.1	22	10	10	2	0	15	20	1	2	.268
	Tulsa	5-0	2.54	26	0	0	0	4	49.2	47	18	14	1	1	16	64	7	2	.244
Minor League-2 years		11-8	4.62	69	13	0	0	4	159.2	170	88	82	12	8	61	170	18	7	.269
Cuba Totals-5 years		16-21	4.23	131	25	0	0	25	300.0	281	160	141	13	43	166	221	26	7	---

SIERRA



NON-ROSTER INVITEE

WILL SMITH

C/IF | 79



Bats: Right

Throws: Right

Height: 5-10

Weight: 200

Opening Day Age: 23

ML Service: 0.000

Born: March 28, 1995 in Louisville, KY

Resides: Louisville, KY

Acquired: Selected in the first round (32nd overall) of the 2016 First-Year Player Draft



CAREER HIGHLIGHTS

- 23-year old catcher/infielder enters his first big league camp in his third professional season with the Dodgers after being draft by the club in the first round (32nd overall) in the 2016 First-Year Player Draft out of the University of Louisville
- Enters the 2018 season ranked the eighth overall best prospect in the Dodger organization by MLB.com
- In 128 career games, he has hit .238 with 67 runs, 20 doubles, three triples, 15 home runs, 76 RBI and 10 stolen bases along with a .357 on-base percentage
- Has spent majority of his career at catcher (95 games), but has also appeared at third base (14 games) and second base (11 games)...has posted a .992 career fielding percentage at catcher (7 ER/806.2 INN) and has thrown out 45% of would-be base stealers (55/123)
- Selected as a California League mid-season All-Star for the 2017 season, while also being named Player of the Week for the period ending April 23 for the Quakes...also named to the AFL All-Prospect Team in 2017

LAST SEASON

2017

- Spent the majority of the year with the Quakes, playing in 72 games where he finished with a slashline of .232/.355/.448 including 58 runs, 15 doubles, three triples, 11 home runs, 43 RBI and seven stolen bases
- Selected as a California League mid-season All-Star, while also being named Player of the Week for the period ending April 23 for the Quakes
- Committed just five errors in 474.0 innings, posting a .991 fielding percentage in 56 combined games at catcher...threw out a combined 48% of would-be base stealers (30/63)
- Promoted to Tulsa on July 9 and appeared in just one game with the Drillers after breaking his hand by a hit by pitch in his Double-A debut...missed the remainder of the season
- Following the season, played for the Glendale Desert Dogs of the Arizona Fall League and posted a .371/.452/.565 slashline with 12 runs, four doubles, one triple, two homers and 16 RBI...named to the AFL All-Prospect Team

PERSONAL

William Dills Smith...attended the University of Louisville for three years and posted a career .289/.389/.410 slashline with 20 doubles, seven home runs and 43 RBI, along with a .991 fielding percentage...earned third-team All-ACC and NCAA Louisville Regional All-Tournament Team in 2016 as a junior for the Cardinals...attended Kentucky Country Day School and was named 2013 Region Player of the Year, while also being selected to All-State in his final two seasons in high school...signed by Dodger scout Marty Lamb.

WILL SMITH'S CAREER BATTING RECORD

Year	Team	AVG	G	AB	R	H	2B	3B	HR	RBI	SH	SF	HP	BB	SO	SB	CS	OBP	SLG	E
2016	Rancho Cucamonga	.216	25	97	13	21	4	0	2	12	0	1	3	14	31	1	0	.330	.320	0
	Great Lakes	.256	23	82	12	21	1	0	1	7	0	4	11	18	2	1	0	.371	.305	5
	Ogden	.321	7	28	4	9	0	0	1	5	0	1	0	4	1	0	0	.394	.429	1
2017	Tulsa	.000	1	1	0	0	0	0	0	0	0	0	2	0	1	1	0	.667	.000	0
	Rancho Cucamonga	.232	72	250	38	58	15	3	11	43	1	4	13	37	71	6	2	.355	.448	8
Minor League-2 years		.238	128	458	67	109	20	3	15	67	1	6	22	66	122	10	3	.357	.393	14

SMITH



NON-ROSTER INVITEE

DONOVAN SOLANO

IF | 17

**Bats:** Right**Throws:** Right**Height:** 5-8**Weight:** 195**Opening Day Age:** 30**ML Service:** 3.107**Born:** Dec. 17, 1987 in Barranquilla, Colombia**Resides:** Barranquilla, Colombia**Acquired:** Signed as a free agent on Jan. 18, 2018**MLB Debut:** May 21, 2012

CAREER HIGHLIGHTS

- Veteran infielder enters his 14th professional season and his first with the Dodgers after spending the past two years with the Yankees organization
- In 370 career games, he has hit .257 with 99 runs, 40 doubles, six triples, nine home runs and 99 RBI over five big league seasons with the Marlins (2012-15) and Yankees (2016)
- Has seen majority of his time at second base (237 games), but has also played 26 games at third base, 19 games at shortstop and 10 games in left field
- Has posted a .301 career average with runners on base, while hitting .288 with runners in scoring position...with the bases loaded, he has hit .385 (10-for-26)
- Named Wilson Defensive Player of the Year in 2013 with the Marlins...selected as Baseball America's Major League All-Rookie Team in 2012 after ranking third among big league rookies (min. 300 PA) in batting average (.295)
- Had his contract selected by the Marlins on May 20, 2012 and made his Major League debut the next day as he came into the game as a defensive replacement in the ninth inning against the Rockies
- Collected his first big league hit on May 22, 2012 with a pinch-hit single in the seventh inning off of Rockies' reliever Josh Roenicke...stroked his first two career home runs (both go-ahead homers) on Sept. 25, 2012 against the Braves, with a solo shot in the second inning and a two-run homer in the seventh, both off of Kris Medlen
- Was a member of Team Colombia in the 2017 World Baseball Classic, going 3-for-14 (.214) with two RBI in three games...also played for Colombia in the 2013 World Baseball Classic qualifier
- In 1031 career minor league games, he has batted .273 with 172 doubles, 13 triples, 23 home runs and 356 RBI over 13 seasons with the Cardinals (2005-11), Marlins (2012-15) and Yankees (2016-17)
- Selected as International League post-season All-Star with Triple-A Scranton/Wilkes-Barre in 2016 and was also selected as Florida State League mid-season All-Star in 2008
- Originally signed by St. Louis as a non-drafted free agent on Jan. 14, 2005

LAST SEASON

2017

- Spent entire season with the Yankees' Triple-A Scranton/Wilkes-Barre, hitting .282 with 44 runs, 29 doubles, four homers and 48 RBI in 99 games
- With runners on base he has hit .319, while posting a .330 mark with runners in scoring position...excelled against righties as he posted a .297 average, compared to a .245 mark against lefties
- Prior to the start of the season, he was a member of Team Colombia in the World Baseball Classic, going 3-for-14 (.214) with two RBI in three games
- Following the season, played for Tigres del Licey of the Dominican Winter League, hitting .371 with 10 runs, six doubles and five RBI in 15 games...hit safely in 13 of 15 games, including collecting eight multi-hit games

PERSONAL

Donovan Solano Preciado...resides in Barranquilla, Colombia...older brother, Jhonatan, is a catcher in the Nationals organization and has played in parts of three big league seasons with Miami (2015) and Washington (2012-13)...originally signed by St. Louis as a non-drafted free agent on Jan. 14, 2005.

DONOVAN SOLANO'S CAREER BATTING RECORD

Year	Team	AVG	G	AB	R	H	2B	3B	HR	RBI	SH	SF	HP	BB	SO	SB	CS	OBP	SLG	E
2005	New Jersey	.247	22	77	7	19	5	0	0	11	1	0	4	7	12	1	0	.341	.312	6
	Johnson City	.262	45	145	27	38	4	0	0	11	1	1	3	14	22	3	2	.337	.290	17
2006	State College	.282	44	149	22	42	2	0	0	13	3	1	2	12	17	2	1	.341	.295	6
	Palm Beach	.209	50	163	17	34	2	1	0	11	1	1	1	8	21	0	1	.249	.233	14
2008	Quad Cities	.257	82	292	31	75	8	0	0	30	2	2	6	14	25	5	2	.303	.284	14
	Palm Beach	.286	107	402	56	115	15	4	1	31	4	0	2	37	63	1	2	.349	.351	17
	Springfield	.264	26	106	11	28	5	0	1	11	4	1	4	5	22	2	1	.319	.340	4
2009	Memphis	.317	52	164	22	52	7	0	0	14	2	0	2	10	27	3	0	.364	.360	7
	Springfield	.207	64	251	27	52	7	1	1	16	3	0	1	21	39	1	0	.271	.255	8
2010	Memphis	.255	102	330	41	84	12	1	4	27	1	0	2	11	35	2	1	.283	.333	18
2011	Memphis	.284	81	229	22	65	21	1	1	23	5	4	1	19	35	2	0	.336	.397	8
	Springfield	.228	27	101	5	23	7	0	2	10	0	0	0	3	16	0	0	.250	.356	2
2012	MIAMI	.295	93	285	29	84	11	3	2	28	3	5	2	21	58	7	0	.342	.375	4
	New Orleans	.262	36	141	14	37	7	1	0	14	4	1	4	10	27	4	0	.327	.326	3
2013	MIAMI	.249	102	361	33	90	13	1	3	34	2	2	7	23	57	3	1	.305	.316	8
	New Orleans	.379	17	66	8	25	3	1	2	9	0	2	1	4	11	0	0	.411	.545	1
	Jupiter	.429	4	14	0	6	1	0	0	1	0	0	0	0	2	0	0	.429	.500	0
2014	MIAMI	.252	111	310	26	78	11	1	3	28	7	1	3	19	61	1	2	.300	.323	1
	New Orleans	.095	6	21	2	2	1	0	0	3	0	1	0	0	5	0	0	.091	.143	1
	MIAMI	.189	55	90	6	17	3	1	0	7	1	0	2	1	18	0	0	.215	.244	3
2015	New Orleans	.271	36	140	10	38	3	0	0	6	1	2	0	4	24	0	1	.288	.293	2
	NEW YORK-AL	.227	9	22	5	5	2	0	1	2	0	0	0	1	3	0	0	.261	.455	1
2016	Scranton/Wilkes-Barre	.319	131	511	64	163	33	3	7	67	1	7	2	25	79	2	1	.349	.436	14
	Scranton/Wilkes-Barre	.282	99	373	44	105	29	0	4	48	1	3	4	24	60	1	0	.329	.391	7
Major League- 5 years		.257	370	1068	99	274	40	6	9	99	13	8	14	65	197	11	3	.306	.331	17
Minor League-13 years		.273	1031	3675	430	1003	172	13	23	356	34	26	39	228	542	29	12	.320	.346	149

MAJOR LEAGUE BALLPARK SENIORITY LIST

City: Stadium

First Game

Boston: Fenway Park	April 20, 1912
Chicago: Wrigley Field	April 23, 1914
Los Angeles: Dodger Stadium	April 10, 1962
Anaheim: Angel Stadium of Anaheim	April 19, 1966
Oakland: O.co Coliseum	April 17, 1968
Kansas City: Kauffman Stadium	April 10, 1973
Toronto: Rogers Centre	June 5, 1989
Chicago: U.S. Cellular Field	April 18, 1991
Baltimore: Oriole Park at Camden Yards	April 6, 1992
Cleveland: Progressive Field	April 4, 1994
Texas: Rangers Ballpark in Arlington	April 11, 1994
Colorado: Coors Field	April 26, 1995
Arizona: Chase Field	March 31, 1998
Tampa Bay: Tropicana Field	March 31, 1998
Seattle: Safeco Field	July 15, 1999

City: Stadium

First Game

Houston: Minute Maid Park	April 7, 2000
Detroit: Comerica Park	April 11, 2000
San Francisco: AT&T Park	April 11, 2000
Milwaukee: Miller Park	April 6, 2001
Pittsburgh: PNC Park	April 9, 2001
Cincinnati: Great American Ball Park	March 31, 2003
San Diego: PETCO Park	April 8, 2004
Philadelphia: Citizens Bank Park	April 12, 2004
St. Louis: New Busch Stadium	April 10, 2006
Washington: Nationals Park	March 30, 2008
New York: Citi Field	April 13, 2009
New York: Yankee Stadium	April 16, 2009
Minnesota: Target Field	April 12, 2010
Miami: Marlins Park	April 4, 2012
Atlanta: SunTrust Park	April 14, 2017



NON-ROSTER INVITEE

TRAVIS TAIJERON

OF | 67



Bats: Right

Throws: Right

Height: 6-2

Weight: 220

Opening Day Age: 29

ML Service: 0.037

Born: Jan. 20, 1989 in La Mesa, CA

Resides: El Cajon, CA

Acquired: Signed as a free agent on Nov. 20, 2017

MLB Debut: August 26, 2017



CAREER HIGHLIGHTS

- The La Mesa, California native enters his eighth professional season and his first with the Dodgers after spending the past seven years with the Mets Organization
- Saw his first big league action last season with the Mets, hitting .173 with three runs, two doubles, one home run and three RBI in 26 games...appeared in 15 games in right field
- Had his contract selected from Triple-A Las Vegas by New York-NL on Aug. 26, 2017 and made his Major League debut on that day with a start in right field against the Nationals
- Collected his first career big league hit on Aug. 31, 2017 with a double in the fourth inning off of Reds' pitcher Robert Stephenson...stroked his first Major League home run on Sept. 8, 2017 with a solo shot in the second inning off of Reds' pitcher Amir Garrett
- In 770 career minor league games, he has posted a .269/.372/.514 with 200 doubles, 20 triples, 135 home runs and 479 RBI over seven seasons with the Mets (2011-17) organization
- Led the Triple-A Pacific Coast League in doubles (42) and ranked fourth in RBI (88) and total bases (235) in 2016...also ranked 10th in OPS (.884) and slugging (.512)...named to the mid-season PCL All-Star team and was named one of two Top Stars in the Triple-A All-Star game after hitting a two-run homer
- Selected as a mid-season All-Star in 2011, 2012 and 2015, while also earning Player of the Week honors five times throughout his career...named MiLB.com Organizational All-Star with the Mets five times (2011, '13, '15-17)
- Originally selected by the New York Mets in the 18th round of the 2011 First-Year Player Draft out of Cal Poly Pomona

LAST SEASON

2017

- Saw his first big league action with the Mets and hit .173 with three runs, two doubles, one home run and three RBI in 26 games
- Had his contract selected from Triple-A Las Vegas on Aug. 26 and made his Major League debut on that day with a start in right field against the Nationals
- Collected his first career big league hit on Aug. 31 with a double in the fourth inning off of Reds' pitcher Robert Stephenson...stroked his first Major League home run on Sept. 8 with a solo shot in the second inning off of Reds' pitcher Amir Garrett
- Started the season with Triple-A Las Vegas and posted a .272/.383/.525 slashline with 32 doubles, three triples, 25 home runs and 78 RBI in 125 games
- Ranked among PCL leaders in extra-base hits (60, T-5th), total bases (235, T-10th), doubles (32, T-4th), home runs (25, T-8th), walks (70, T-4th), OBP (.383, T-14th), SLG (.525, T-14th), OPS (.907, 10th) and hit by pitches (12, T-3rd)
- With runners in scoring position he hit .338, while posting a .280 mark with runners on base

PERSONAL

Travis Nathaniel Taijeron (pronounced Tyrone)...resides in El Cajon, CA... graduated from Granite Hills (CA) High School where he was named all-state as a junior...played collegiately at Grossmont (CA) College and Southwestern (CA) Junior College before heading to Cal Poly-Pomona (CA)...was the National Collegiate Baseball Writers Association (NCBWA) and Daktronics West Region Player of the Year in 2011 as a senior at Cal Poly-Pomona...selected by the Mets in the 18th round of the 2011 First-Year Player Draft and signed by scout Fred Mazuca.

TRAVIS TAIJERON'S CAREER BATTING RECORD

Year	Team	AVG	G	AB	R	H	2B	3B	HR	RBI	SH	SF	HP	BB	SO	SB	CS	OBP	SLG	E
2011	Brooklyn	.299	56	194	24	58	13	5	9	44	0	2	7	22	64	0	0	.387	.557	2
2012	St. Lucie	.203	48	158	22	32	6	0	7	21	1	0	5	18	52	2	0	.304	.373	1
	Savannah	.291	64	230	46	67	17	3	12	44	0	3	7	37	70	4	1	.401	.548	3
2013	St. Lucie	.303	55	188	33	57	20	1	9	27	0	3	8	23	54	1	1	.396	.564	2
	Binghampton	.246	65	232	33	57	18	0	14	42	0	2	3	24	77	0	0	.322	.504	2
2014	Binghampton	.248	101	330	57	82	30	0	15	64	0	1	8	48	107	1	3	.357	.476	3
2015	Las Vegas	.274	127	394	67	108	22	3	25	71	0	4	15	65	147	2	2	.393	.536	4
2016	Las Vegas	.275	129	459	86	126	42	5	19	88	0	7	8	67	166	1	3	.372	.512	7
2017	NEW YORK-NL	.173	26	52	3	9	2	0	1	3	0	0	2	5	24	0	0	.271	.269	0
	Las Vegas	.272	125	448	75	122	32	3	25	78	0	3	12	70	146	2	1	.383	.525	4
	Major League- 1 year	.173	26	52	3	9	2	0	1	3	0	0	2	5	24	0	0	.271	.269	0
	Minor League- 7 years	.269	770	2633	443	709	200	20	135	479	1	25	73	374	883	13	11	.372	.514	28



NON-ROSTER INVITEE

PAT VENDITTE

SHP | 41



Bats: Left

Throws: Switch

Height: 6-1

Weight: 185

Opening Day Age: 32

ML Service: 1.017

Born: June 30, 1985 in Omaha, NE

Resides: Omaha, NE

Acquired: Signed as a free agent on Nov. 26, 2017

MLB Debut: June 5, 2015



CAREER HIGHLIGHTS

- The 32-year-old ambidextrous pitcher enters his 11th professional season and his first year with the Dodgers after spending the past year with the Philadelphia Phillies organization
- Has appeared in 41 career big league games over two seasons with Oakland (2015), Toronto (2016) and Seattle (2016), going 2-2 with a 4.97 ERA and has struck out 42 batters against 23 walks in 50.2 innings
- Has held the opposition to a career .241 average, including holding left-handed hitters to a .185 mark
- Made his Major League debut June 5, 2015 for Oakland at Boston, tossing two scoreless innings with one strikeout and becoming the first ambidextrous player to play in the Majors since Greg Harris on Sept. 28, 1995
- The ambidextrous pitcher uses a six-finger glove with two thumb holes...he is a natural right-hander, but has thrown with both arms since the age of 3...caused the Professional Baseball Umpire Corporation (PBU) to create a new rule regarding ambidextrous pitchers on July 2, 2008, that stated that a "pitcher must visually indicate to the umpire, batter and runner(s) which way he will begin pitching to the batter"
- Earned his first big league win on Aug. 30, 2015, tossing 2.0 scoreless innings of relief with one strikeout in the Athletics' 7-4 victory over the Diamondbacks
- Was a member of Team Italy in the 2017 World Baseball Classic, allowing five runs in 3.1 innings with four strikeouts in three relief appearances
- In 350 career minor league games (11 starts), he has gone 30-28 with a 2.62 ERA, 54 saves and has limited hitters to a .220 average over 10 seasons with the Yankees (2008-14), Athletics (2015), Mariners (2016), Blue Jays (2016) and Phillies (2016)...has struck out 608 batters against 170 walks in 542.1 career innings, while posting a 1.12 WHIP
- In 2008 was named MiLB.com Short-Season Relief Pitcher of the Year with Single-A Staten Island and was also selected a New York-Penn League mid-season All-Star...also selected as Salem Atlantic League mid-season All-Star in 2009
- Selected by the New York Yankees in the 20th round of the 2008 First-Year Player Draft out of Creighton University

LAST SEASON

2017

- Spent the season with the Phillies' Triple-A Lehigh Valley, going 9-5 with two saves and posting a 3.36 ERA (26 ER/69.2 IP) in 52 relief appearances...posted a 1.29 WHIP and struck out 69 batters against 36 walks
- Was effective against batters from both sides of the plate, limiting righties to a .216 average and left-handed hitters to a .218 mark...held the opposition to a .217 average with runners on base, while keeping hitters to a .229 mark with runners in scoring position
- Started the season going 7-0 with a 2.23 ERA and one save in 26 games through June 21
- Prior to the start of the season he was a member of Team Italy in the World Baseball Classic, allowing five runs in 3.1 innings with four strikeouts in three relief appearances

PERSONAL

Patrick Michael Venditte (pronounced ven-DI-tee)...resides in Omaha, NE...attended Central High School (NE) and was named second team All-Nebraska, team MVP and a Lincoln Journal Star Academic All-Star in 2004...graduated from Creighton University in 2008 (majored in Marketing)...All American honors from Baseball America and Collegiate Baseball in 2007...Missouri Valley Conference Tournament "Most Outstanding Player" and Collegiate Baseball's national "Player of the Week" after leading Creighton to its first-ever Tournament title in 2007...selected by New York-AL in 45th round of 2007 MLB First-Year Players Draft but did not sign...selected by the Yankees again in the 20th round of the 2008 First-Year Player Draft and signed.

PAT VENDITTE'S CAREER PITCHING RECORD

Year	Team	W-L	ERA	G	GS	CG	SHO	SV	IP	H	R	ER	HR	HB	BB	SO	WP	BK	AVG
2008	Staten Island	1-0	0.83	30	0	0	0	23	32.2	13	5	3	2	0	10	42	1	0	.117
	Tampa	2-0	2.21	21	0	0	0	2	36.2	37	11	9	1	0	9	47	0	0	.261
2009	Charleston	2-2	1.47	28	0	0	0	20	30.2	24	8	5	1	0	2	40	0	0	.212
	Tampa	4-1	1.73	41	0	0	0	6	72.2	49	17	14	2	2	14	85	0	0	.187
2010	Trenton	1-1	9.00	2	0	0	0	0	2.0	4	2	2	0	0	1	4	0	0	.400
	Trenton	3-7	3.40	51	0	0	0	0	90.0	80	37	34	7	3	31	88	5	1	.244
2011	Trenton	1-1	2.77	7	0	0	0	0	13.0	11	4	4	1	1	6	12	0	0	.234
2012	Scranton/Wilkes Barre	1-1	1.80	4	0	0	0	0	5.0	2	1	1	0	1	4	4	1	0	.133
	Trenton	1-2	3.97	8	0	0	0	0	11.1	13	5	5	1	0	3	13	1	1	.283
2013	GCL Yankees 1	0-1	4.50	5	4	0	0	0	6.0	9	5	3	0	0	1	5	1	0	.346
	GCL Yankees 2	0-0	2.84	4	2	0	0	0	6.1	3	2	2	0	0	0	8	0	0	.136
2014	Scranton/Wilkes Barre	2-5	3.36	26	2	0	0	0	56.1	54	21	21	4	1	17	53	3	2	.250
	Trenton	0-1	0.82	15	0	0	0	1	22.0	11	3	2	2	0	5	30	0	0	.143
2015	OAKLAND	2-2	4.40	26	0	0	0	0	28.2	22	14	14	3	0	12	23	0	0	.210
	Nashville	1-0	1.55	23	1	0	0	0	40.2	27	8	7	2	2	15	40	1	2	.186
2016	Stockton	0-0	4.50	3	0	0	0	0	4.0	3	2	2	2	0	0	5	0	0	.214
	TORONTO	0-0	5.19	8	0	0	0	0	8.2	11	8	5	1	1	4	7	0	0	.297
2017	SEATTLE	0-0	6.08	7	0	0	0	0	13.1	13	10	9	4	1	7	12	0	0	.265
	Buffalo	2-1	4.37	25	2	0	0	0	35.0	39	17	17	3	3	13	52	0	0	.271
2018	Tacoma	1-0	1.08	5	0	0	0	0	8.1	7	1	1	0	0	3	11	0	0	.233
	Lehigh Valley	9-5	3.36	52	0	0	0	2	69.2	54	28	26	7	4	36	69	1	0	.217
Major League-2 years		2-2	4.97	41	0	0	0	0	50.2	46	32	28	8	2	23	42	0	0	.241
Minor League-10 years		30-28	2.62	350	11	0	0	54	542.1	440	177	158	35	17	170	608	14	6	.220

VENDITTE
DODGERS LOST IN EXPANSION DRAFTS

Year	Player	Pos.	Team
1961	Bob Aspromonte	IF	Houston Colt .45s
	Dick Farrell	P	Houston Colt .45s
	Jim Golden	P	Houston Colt .45s
	Norm Larker	IF	Houston Colt .45s
	Roger Craig	P	New York Mets
	Gil Hodges	IF	New York Mets
1968	Jack Billingham	P	Montreal Expos
	Jim Grant	P	Montreal Expos
	Jim Fairey	OF	Montreal Expos
	Al Ferrara	OF	San Diego Padres
	Jim Williams	OF	San Diego Padres
	Zoilo Versalles	IF	San Diego Padres
1992	Roberto Mejia	IF	Colorado Rockies
	Eric Young	IF	Colorado Rockies
	Jamie McAndrew	P	Florida Marlins
1997	Karim Garcia	OF	Arizona Diamondbacks
	Jesus Martinez	P	Arizona Diamondbacks



NON-ROSTER INVITEE

SHAWN ZARRAGA

C | 88



Bats: Switch **Throws:** Right **Height:** 6-0 **Weight:** 250
Opening Day Age: 29 **ML Service:** 0.003
Born: January 21, 1989 in Oranjestad, Aruba **Resides:** Oranjestad, Aruba
Acquired: Signed as a free agent on Jan. 17, 2018



CAREER HIGHLIGHTS

- 29-year-old backstop enters his third big league camp with the Dodgers (2015-16, '18) and his fourth season with the organization
- Was called up to the Majors with the Dodgers on Aug. 25, 2016 and spent one day with the club before being optioned to Triple-A Oklahoma City...has not appeared in a Major League game
- Has compiled a .281 career batting average with 15 home runs and 204 RBI over 10 seasons with the Brewers (2008-14) and Dodgers (2015-17) organizations...has posted a .368 on-base percentage in 539 career games
- Acquired by the Dodgers from Milwaukee in exchange for minor leaguers Jarret Martin and Matt Long on Dec. 17, 2014
- In 2014, established a career-best mark with a .309 combined batting average with the Brewers' Double-A Huntsville and Triple-A Nashville, earning a selection as a Southern League mid-season All-Star
- Originally selected by the Milwaukee Brewers in the 44th round of the 2007 First-Year Player Draft out of Trinity Christian (FL) High School

LAST SEASON

2017

- Was a non-roster invitee to Spring Training camp with Cincinnati and appeared in three games...released on March 28
- Appeared in 41 games with the Cleburne Railroaders of the Independent American Association and hit .272 with three homers and 17 RBI along with a .383 on-base percentage
- Signed with the Dodgers' Double-A Tulsa on July 14 and appeared in six games with the Drillers, slashing .278/.350/.611 with one home run and three RBI
- Prior to the beginning of the season, played for Team Netherlands in the 2017 World Baseball Classic and appeared in three games, going 3-for-11 (.273) with two doubles and three RBI

PERSONAL

Shawn Joubert Zarraga...resides in Oranjestad, Aruba...attended Trinity Christian High School (FL)...named the 2006 Palm Beach County Player of the Year...also played soccer...originally drafted by the Brewers in the 44th round of the 2007 First-Year Player Draft and signed by scout Charlie Sullivan.

SHAWN ZARRAGA'S CAREER BATTING RECORD

Year	Team	AVG	G	AB	R	H	2B	3B	HR	RBI	SH	SF	HP	BB	SO	SB	CS	OBP	SLG	E
2008	AZL Brewers	.300	36	110	17	33	9	0	2	16	0	2	4	23	24	3	0	.432	.436	4
2009	Wisconsin	.152	21	46	1	7	1	0	0	7	0	3	0	10	14	0	0	.288	.174	0
	Helena	.266	31	94	15	25	1	1	0	11	1	4	11	20	1	1	.364	.298	0	
2010	Brevard County	.281	74	249	31	70	13	0	3	28	0	2	10	31	61	4	0	.380	.369	2
2011	Brevard County	.272	69	235	22	64	9	1	4	35	7	1	3	16	31	9	2	.325	.370	4
2012	Brevard County	.292	28	96	11	28	6	1	2	18	0	1	6	9	6	2	1	.384	.438	5
2013	Huntsville	.292	74	168	15	49	9	0	1	15	4	1	3	14	30	0	1	.355	.363	2
2014	Nashville	.213	17	47	1	10	2	0	0	7	1	2	2	5	7	0	0	.304	.255	0
	Huntsville	.330	75	215	34	71	16	0	1	30	1	5	4	42	23	1	4	.440	.419	3
2015	Oklahoma City	.303	18	66	8	20	5	0	1	9	1	1	0	4	11	0	0	.338	.424	0
	Tulsa	.277	44	119	6	33	6	0	0	9	0	0	0	14	19	0	1	.353	.328	0
2016	Oklahoma City	.167	19	48	5	8	2	0	0	2	0	1	0	4	10	0	0	.226	.208	0
	Tulsa	.306	27	85	9	26	7	0	0	14	0	2	0	12	13	0	1	.384	.388	3
2017	Tulsa	.278	6	18	4	5	3	0	1	3	0	0	0	2	2	0	0	.350	.611	0
Minor League-10 years		.281	539	1596	179	449	89	3	15	204	15	22	36	197	271	20	11	.368	.369	23

OPPONENTS



Dodger manager Dave Roberts and Astros manager A.J. Hinch greet each other prior to Game 3 of the 2017 World Series. The rematch and three-game series between the Dodgers and Astros will be held August 3-5 at Dodger Stadium

ARIZONA DIAMONDBACKS

Chase Field (1998) | 401 E. Jefferson St. | Phoenix, AZ 85004 | (602) 462-6000

Executive Vice President & General Manager.....Mike Hazen
 Manager.....Torey Lovullo (2nd season w/ ARI, 93-69)



YEAR-BY-YEAR SERIES RESULTS (1998-2017)

Year	Home	Road	Totals	Year	Home	Road	Totals	Year	Home	Road	Totals
1998	4-2	4-2	8-4	2006	7-2	3-6	10-8	2014	7-2	8-2	15-4
1999	4-2	2-5	6-7	2007	4-5	6-3	10-8	2015	8-2	5-4	13-6
2000	5-2	1-5	6-7	2008	6-3	4-5	10-8	2016	7-2	5-3	12-7
2001	4-5	5-5	9-10	2009	6-3	5-4	11-7	2017	5-5	3-6	8-11
2002	5-5	5-4	10-9	2010	7-2	6-3	13-5				
2003	4-5	5-5	9-10	2011	3-6	5-4	8-10				
2004	8-1	8-2	16-3	2012	3-6	3-6	6-12				
2005	1-8	4-5	5-13	2013	3-6	6-4	9-10				

ALL-TIME SERIES

All-Time Series Record

194-159
At Chase Field
 93-85
At Dodger Stadium
 101-74

POSTSEASON

2017 NLDS W, 3-0

2018 SCHEDULE

Dates	Site
4/2-4.....	ARI
4/13-15.....	LA
4/30-5/3.....	ARI
5/8-9.....	LA
8/30-9/2.....	LA
9/24-26.....	ARI

SERIES FACTS

Last Dodger 3-Game Sweep, at LA Sept. 4-6, 2017
 Last Dodger 4-Game Sweep, at LA Never Accomplished
 Last Dodger 3-Game Sweep, at ARI April 11-13, 2014
 Last Dodger 4-Game Sweep, at ARI July 15-18, 2004
 Last Arizona 3-Game Sweep, at LA Sept. 4-6, 2017
 Last Arizona 4-Game Sweep, at LA Never Accomplished
 Last Arizona 3-Game Sweep, at ARI Sept. 29-31, 2017
 Last Arizona 4-Game Sweep, at ARI Never Accomplished

Most Runs Scored vs. ARI 19, Sept. 2, 2002 at ARI
 Most Runs Allowed vs. ARI 18, May 17, 2014 at ARI
 Largest Margin of Victory 18, Sept. 2, 2002 at ARI (19-1)
 Largest Margin of Defeat 11, 2x, last: May 17, 2014 at ARI (7-18)
 Longest Winning Streak 8 games, July 5-Aug. 31, 2004
 Longest Losing Streak 8 games, July 2-Aug. 29, 2005
 Last Doubleheader None

ATLANTA BRAVES

SunTrust Park (2017) | 755 Battery Avenue | Atlanta, GA 30339 | (404) 522-7630

Executive Vice President & General Manager.....Alex Anthopoulos
 Manager.....Brian Snitker (3rd season w/ ATL, 131-155)



YEAR-BY-YEAR SERIES RESULTS (1958-2017)

Year	Home	Road	Totals	Year	Home	Road	Totals	Year	Home	Road	Totals
1958	8-3	6-5	14-8	1978	6-3	7-2	13-5	1998	1-2	0-6	1-8
1959	6-6	8-4	14-10	1979	3-6	3-6	6-12	1999	2-4	2-1	4-5
1960	5-6	7-4	12-10	1980	3-6	4-5	7-11	2000	1-2	1-5	2-7
1961	7-4	5-6	12-10	1981	5-4	2-3	7-7	2001	2-1	3-1	5-2
1962	6-3	4-5	10-8	1982	5-4	6-3	11-7	2002	2-1	2-1	4-2
1963	4-5	4-5	8-10	1983	6-3	5-4	11-7	2003	1-2	1-2	2-4
1964	3-6	5-4	8-10	1984	5-4	7-2	12-6	2004	2-2	1-2	3-4
1965	5-4	5-4	10-8	1985	7-2	6-3	13-5	2005	1-2	2-1	3-3
1966	7-2	4-5	11-7	1986	5-4	3-6	8-10	2006	1-2	2-1	3-3
1967	8-1	2-7	10-8	1987	6-3	6-3	12-6	2007	2-2	1-2	3-4
1968	6-3	3-6	9-9	1988	7-2	7-2	14-4	2008	2-1	0-3	2-4
1969	6-3	3-6	9-9	1989	5-4	5-2	10-6	2009	1-3	2-1	3-4
1970	5-4	7-2	12-6	1990	7-2	5-4	12-6	2010	2-2	1-3	3-5
1971	5-4	4-5	9-9	1991	5-4	6-3	11-7	2011	3-1	2-1	5-2
1972	2-4	6-3	8-7	1992	5-4	1-8	6-12	2012	1-2	2-1	3-3
1973	9-0	6-2	15-2	1993	3-3	2-5	5-8	2013	2-2	0-3	2-5
1974	5-4	5-4	10-8	1994	0-3	0-3	0-6	2014	3-0	3-1	6-1
1975	7-2	3-6	10-8	1995	3-2	1-3	4-5	2015	2-1	1-2	3-3
1976	6-3	4-5	10-8	1996	3-3	4-2	7-5	2016	3-0	2-1	5-1
1977	6-3	7-2	13-5	1997	2-3	3-3	5-6	2017	2-2	2-1	4-3

ALL-TIME SERIES

All-Time Series Record

1,185-1,029-22
At SunTrust Park
 2-1
At Dodger Stadium
 217-154

POSTSEASON

1996 NLDS L, 0-3
 2013 NLDS W, 3-1

2018 SCHEDULE

Dates	Site
6/8-10.....	LA
7/26-29.....	ATL

SERIES FACTS

Last Dodger 3-Game Sweep, at LA June 3-5, 2016
 Last Dodger 4-Game Sweep, at LA July 26-29, 1990
 Last Dodger 3-Game Sweep, at ATL June 22-24, 1984
 Last Dodger 4-Game Sweep, at ATL April 7-10, 1988
 Last Atlanta 3-Game Sweep, at LA April 18-20, 2008
 Last Atlanta 4-Game Sweep, at LA Never Accomplished
 Last Atlanta 3-Game Sweep, at ATL May 17-19, 2013
 Last Atlanta 4-Game Sweep, at ATL Never Accomplished

Most Runs Scored vs. ATL 20, 2x, last: July 15, 1957 at ATL
 Most Runs Allowed vs. ATL 17, July 3, 1913 at BOS
 Largest Margin of Victory 16, 2x, last: July 15, 1957 at ATL (20-4)
 Largest Margin of Defeat 16, May 7, 1918 at BOS (16-0)
 Longest Winning Streak 14 games, 2x, last: 4/15/52-9/3/52
 Longest Losing Streak 8 games, 3x, last: 7/21/97-8/15/98
 Last Doubleheader June 28, 1991

CHICAGO CUBS

Wrigley Field (1914) | 1060 W. Addison St. | Chicago, IL 60613 | (773) 404-2827

President, Baseball Operations Theo Epstein
 Manager Joe Maddon (4th season w/CHC, 292-193)



YEAR-BY-YEAR SERIES RESULTS (1958-2017)

Year	Home	Road	Totals	Year	Home	Road	Totals	Year	Home	Road	Totals
1958	4-7	7-4	11-11	1978	4-2	4-2	8-4	1998	3-0	2-4	5-4
1959	5-6	6-5	11-11	1979	4-2	3-3	7-5	1999	4-2	3-0	7-2
1960	6-5	7-4	13-9	1980	4-2	3-3	7-5	2000	1-2	5-1	6-3
1961	7-4	8-3	15-7	1981	2-2	2-4	4-6	2001	2-1	0-3	2-4
1962	7-2	7-2	14-4	1982	4-2	3-3	7-5	2002	1-2	3-0	4-2
1963	4-5	7-2	11-7	1983	3-3	3-3	6-6	2003	2-1	2-1	4-2
1964	5-4	3-6	8-10	1984	3-3	2-4	5-7	2004	2-1	2-1	4-2
1965	7-2	3-6	10-8	1985	3-3	4-2	7-5	2005	0-3	2-1	2-4
1966	6-3	4-5	10-8	1986	4-2	2-4	6-6	2006	1-2	1-2	2-4
1967	4-5	5-4	9-9	1987	3-3	3-3	6-6	2007	2-1	3-1	5-2
1968	3-6	3-6	6-12	1988	2-4	6-0	8-4	2008	2-2	0-3	2-5
1969	3-3	3-3	6-6	1989	2-4	3-3	5-7	2009	3-1	2-2	5-3
1970	3-3	3-3	6-6	1990	4-2	5-1	9-3	2010	3-1	1-2	4-3
1971	1-5	3-3	4-8	1991	6-0	4-2	10-2	2011	1-2	2-1	3-3
1972	3-3	1-5	4-8	1992	2-4	4-2	6-6	2012	3-0	1-2	4-2
1973	4-2	3-3	7-5	1993	3-3	2-4	5-7	2013	2-1	4-0	6-1
1974	5-1	5-1	10-2	1994	1-2	2-1	3-3	2014	1-2	3-1	4-3
1975	4-2	3-3	7-5	1995	2-4	3-3	5-7	2015	2-1	2-2	4-3
1976	5-1	4-2	9-3	1996	2-4	3-4	5-8	2016	2-1	1-3	3-4
1977	4-2	2-4	6-6	1997	3-2	3-3	6-5	2017	3-0	0-0	3-0

ALL-TIME SERIES

All-Time Series Record
 1,048-1,036-14
At Wrigley Field
 410-422-7
At Dodger Stadium
 169-128

POSTSEASON

2008 NLDS W, 3-0
 2016 NLCS L, 2-4
 2017 NLCS W, 4-1

2018 SCHEDULE

Dates	Site
6/18-20	CHC
6/25-28	LA

SERIES FACTS

Last Dodger 3-Game Sweep, at LA May 26-28, 2017
Last Dodger 4-Game Sweep, at LA July 15-18, 1965
Last Dodger 3-Game Sweep, at CHC April 26-28, 2002
Last Dodger 4-Game Sweep, at CHC Aug. 1-4, 2013
Last Chicago 3-Game Sweep, at LA May 30-June 1, 2005
Last Chicago 4-Game Sweep, at LA July 6-8, 1971
Last Chicago 3-Game Sweep, at CHC May 26-28, 2008
Last Chicago 4-Game Sweep, at CHC Sept. 12-15, 1935

Most Runs Scored vs. CHC 18, 2x, last: April 20, 1974 at CHC
Most Runs Allowed vs. CHC 20, 3x, last: 5/5/01 at CHC
Largest Margin of Victory 15, Aug. 10, 1922 at BRK (16-1)
Largest Margin of Defeat 19, May 5, 2001 at CHC (11-20)
Longest Winning Streak 10 games, June 6, 1947-July 28, 1947
Longest Losing Streak 16 games, July 28, 1908-June 20, 1909
Last Doubleheader April 28, 2002 at CHC

OPPONENTS

CINCINNATI REDS

Great American Ball Park (2003) | 100 Joe Nuxhall Way | Cincinnati, OH 45202 | (513) 765-7000

President, Baseball Operations Dick Williams
 Manager Bryan Price (5th season w/ CIN, 276-372)



YEAR-BY-YEAR SERIES RESULTS (1958-2017)

Year	Home	Road	Totals	Year	Home	Road	Totals	Year	Home	Road	Totals
1958	6-5	5-6	11-11	1978	4-5	5-4	9-9	1998	3-3	1-2	4-5
1959	6-5	3-8	9-13	1979	3-6	4-5	7-11	1999	1-3	2-1	3-4
1960	6-5	4-7	10-12	1980	3-6	6-3	9-9	2000	2-4	3-0	5-4
1961	4-7	6-5	10-12	1981	4-5	4-3	8-8	2001	0-3	2-1	2-4
1962	5-4	4-5	9-9	1982	4-5	7-2	11-7	2002	1-2	1-2	2-4
1963	6-3	4-5	10-8	1983	6-3	5-4	11-7	2003	3-0	1-2	4-2
1964	2-7	2-7	4-14	1984	5-4	6-3	11-7	2004	0-3	2-1	2-4
1965	7-2	5-4	12-6	1985	6-3	5-4	11-7	2005	2-2	2-1	4-3
1966	7-2	5-4	12-6	1986	6-3	2-7	8-10	2006	3-0	3-0	6-0
1967	6-3	4-5	10-8	1987	5-4	3-6	8-10	2007	3-0	1-2	4-2
1968	4-5	5-4	9-9	1988	5-4	6-3	11-7	2008	3-0	4-1	7-1
1969	4-5	4-5	8-10	1989	6-3	4-5	10-8	2009	3-0	2-1	5-1
1970	2-7	3-6	5-13	1990	4-5	5-4	9-9	2010	1-2	3-3	4-5
1971	7-2	4-5	11-7	1991	6-3	6-3	12-6	2011	0-3	2-1	2-4
1972	2-4	3-5	5-9	1992	3-6	4-5	7-11	2012	2-1	2-1	4-2
1973	4-5	3-6	7-11	1993	4-2	4-3	8-5	2013	3-1	0-3	3-4
1974	5-4	7-2	12-6	1994	2-1	4-2	6-3	2014	2-1	2-2	4-3
1975	7-2	3-6	10-8	1995	2-1	1-3	3-4	2015	3-1	3-0	6-1
1976	3-6	2-7	5-13	1996	5-1	3-3	8-4	2016	3-0	2-2	5-2
1977	3-6	5-4	8-10	1997	3-3	2-3	5-6	2017	3-0	3-0	6-0

ALL-TIME SERIES

All-Time Series Record
 1,071-1,016-13*
At Great American Ball Park
 32-20
At Dodger Stadium
 201-169

POSTSEASON

1995 NLDS L, 0-3

2018 SCHEDULE

Dates	Site
5/10-13	LA
9/10-12	CIN

*since 1900

SERIES FACTS

Last Dodger 3-Game Sweep, at LA June 9-11, 2017
Last Dodger 4-Game Sweep, at LA April 14-17, 1975
Last Dodger 3-Game Sweep, at CIN June 16-18, 2017
Last Dodger 4-Game Sweep, at CIN Never Accomplished
Last Cincinnati 3-Game Sweep, at LA June 13-15, 2011
Last Cincinnati 4-Game Sweep, at LA Aug. 5-8, 1976
Last Cincinnati 3-Game Sweep, at CIN Sept. 6-8, 2013
Last Cincinnati 4-Game Sweep, at CIN Sept. 22-24, 1969

Most Runs Scored vs. CIN 25, Sept. 23, 1901 at CIN
Most Runs Allowed vs. CIN 23, June 8, 1940 at CIN
Largest Margin of Victory 19, Sept. 23, 1901 at CIN (25-6)
Largest Margin of Defeat 21, June 8, 1940 at CIN (23-2)
Longest Winning Streak 13 games, July 21, 1947(1)-May 13, 1948
Longest Losing Streak 10 games, 2x, last: 7/27/26 (2)-9/15/26
Last Doubleheader Sept. 17, 1987 at LA

COLORADO ROCKIES

Coors Field (1995) | 2001 Blake St. | Denver, CO 80205 | (303) 292-0200

Senior Vice President & General Manager Jeff Bridich
 Manager Bud Black (2nd season w/ COL, 87-75)



YEAR-BY-YEAR SERIES RESULTS (1993-2017)

Year	Home	Road	Totals	Year	Home	Road	Totals	Year	Home	Road	Totals
1993	3-4	3-3	6-7	2004	6-3	5-5	11-8	2015	7-3	4-5	11-8
1994	1-2	5-2	6-4	2005	5-4	3-7	8-11	2016	8-2	4-5	12-7
1995	4-3	5-1	9-4	2006	8-2	7-2	15-4	2017	4-5	5-5	9-10
1996	4-2	3-4	7-6	2007	4-5	2-7	6-12				
1997	2-4	5-1	7-5	2008	5-4	5-4	10-8				
1998	3-3	3-3	6-6	2009	7-2	7-2	14-4				
1999	2-4	3-4	5-8	2010	5-4	6-3	11-7				
2000	5-1	4-3	9-4	2011	6-3	3-6	9-9				
2001	6-4	5-4	11-8	2012	7-2	3-6	10-8				
2002	7-2	5-5	12-7	2013	4-6	5-4	9-10				
2003	8-2	4-5	12-7	2014	7-2	6-4	13-6				

ALL-TIME SERIES

All-Time Series Record

238-178

At Coors Field

102-95

At Dodger Stadium

128-78

2018 SCHEDULE

Dates	Site
5/21-23	LA
6/1-3	COL
6/29-7/1	LA
8/9-12	COL
9/7-9	COL
9/17-19	LA

SERIES FACTS

Last Dodger 3-Game Sweep, at LA June 23-25, 2017
 Last Dodger 4-Game Sweep, at LA Sept. 22-25, 2016
 Last Dodger 3-Game Sweep, at COL Sept. 27-29, 2010
 Last Dodger 4-Game Sweep, at COL Never Accomplished
 Last Colorado 3-Game Sweep, at LA Sept. 25-27, 2007
 Last Colorado 4-Game Sweep, at LA Sept. 7-10, 2017
 Last Colorado 3-Game Sweep, at COL Sept. 25-27, 2015
 Last Colorado 4-Game Sweep, at COL Sept. 18 (1)-20, 2007

Most Runs Scored vs. COL 22, July 21, 2001 at COL
 Most Runs Allowed vs. COL 18, Sept. 17, 1999 at COL
 Largest Margin of Victory 15, July 21, 2001 at COL (22-7)
 Largest Margin of Defeat 14, Sept. 17, 2014 at COL (16-2)
 Longest Winning Streak 9 games, July 24, 2003-April 10, 2004
 Longest Losing Streak 7 games, Sept. 18-27, 2007
 Last Doubleheader Aug. 31, 2016

MIAMI MARLINS

Marlins Park (2012) | 501 Marlins Way | Miami, FL 33125 | (305) 480-1300

President, Baseball Operations Michael Hill
 Manager Don Mattingly (3rd season w/MIA, 156-167)



YEAR-BY-YEAR SERIES RESULTS (1993-2017)

Year	Home	Road	Totals	Year	Home	Road	Totals	Year	Home	Road	Totals
1993	3-3	4-2	7-5	2004	1-2	2-1	3-3	2015	2-1	2-1	4-2
1994	2-1	1-2	3-3	2005	1-2	1-3	2-5	2016	0-4	1-2	1-6
1995	2-2	5-1	7-3	2006	2-1	3-0	5-1	2017	3-1	3-0	6-1
1996	5-2	2-4	7-6	2007	1-2	2-2	3-4				
1997	4-2	0-5	4-7	2008	1-3	3-0	4-3				
1998	1-2	4-2	5-4	2009	1-2	2-1	3-3				
1999	2-4	0-3	2-7	2010	1-2	1-2	2-4				
2000	3-0	4-2	7-2	2011	2-1	1-2	3-3				
2001	3-1	2-1	5-2	2012	2-1	2-1	4-2				
2002	2-1	1-2	3-3	2013	2-1	3-1	5-2				
2003	3-0	2-2	5-2	2014	2-1	1-2	3-3				

ALL-TIME SERIES

All-Time Series Record

103-86

At Marlins Park

12-7

At Dodger Stadium

51-42

2018 SCHEDULE

Dates	Site
4/23-25	LA
5/15-17	MIA

SERIES FACTS

Last Dodger 3-Game Sweep, at LA May 16-19, 2003
 Last Dodger 4-Game Sweep, at LA Never Accomplished
 Last Dodger 3-Game Sweep, at FLA/MIA July 14-16, 2017
 Last Dodger 4-Game Sweep, at FLA/MIA Never Accomplished
 Last Marlins 3-Game Sweep, at LA Never Accomplished
 Last Marlins 4-Game Sweep, at LA April 25-28, 2016
 Last Marlins 3-Game Sweep, at FLA/MIA Sept. 6-8, 1999
 Last Marlins 4-Game Sweep, at FLA/MIA Never Accomplished

Most Runs Scored vs. FLA/MIA 14, May 17, 2005 at LA
 Most Runs Allowed vs. FLA/MIA 15, Aug. 16, 2006 at LA
 Largest Margin of Victory 12, April 30, 2008 at FLA (13-1)
 Largest Margin of Defeat 11, Aug. 16 at LA (4-15)
 Longest Winning Streak 6 games (2x), Aug. 21, 2002- Aug. 11, 2003
 Longest Losing Streak 5 games, April 25-Sept. 9, 2016
 Last Doubleheader None

MILWAUKEE BREWERS

Miller Park (2001) | One Brewers Way | Milwaukee, WI 53214 | (414) 902-4400

President, Baseball Operations David Stearns
 Manager Craig Counsell (4th season w/ MIL, 220-241)



YEAR-BY-YEAR SERIES RESULTS (1998-2017)

Year	Home	Road	Totals	Year	Home	Road	Totals	Year	Home	Road	Totals
1998	4-2	1-2	5-4	2006	3-0	1-2	4-2	2014	0-3	1-2	1-5
1999	2-1	5-1	7-2	2007	2-1	1-2	3-3	2015	2-1	2-2	4-3
2000	1-2	2-2	3-4	2008	2-1	2-1	4-2	2016	3-1	2-1	5-2
2001	3-0	2-1	5-1	2009	1-2	2-1	3-3	2017	1-2	2-1	3-3
2002	3-0	2-1	5-1	2010	1-2	3-0	4-2				
2003	1-2	3-0	4-2	2011	1-1	1-3	2-4				
2004	2-1	1-2	3-3	2012	1-2	0-4	1-6				
2005	3-1	2-0	5-1	2013	2-1	2-1	4-2				

ALL-TIME SERIES

All-Time Series Record
 75-55
At Miller Park
 30-22
At Dodger Stadium
 37-28

2018 SCHEDULE

Dates	Site
7/20-22 MIL
7/30-8/2 LA

SERIES FACTS

Last Dodger 3-Game Sweep, at LA May 5-7, 2006	Most Runs Scored vs. MIL 17, Aug. 4, 2009 vs. MIL
Last Dodger 4-Game Sweep, at LA Never Accomplished	Most Runs Allowed vs. MIL 11, 2x, last: May 5, 2010 vs. MIL
Last Dodger 3-Game Sweep, at MIL Aug. 24-26, 2010	Largest Margin of Victory 13, 2x, last: Aug. 4, 2009 vs. MIL (17-4)
Last Dodger 4-Game Sweep, at MIL Never Accomplished	Largest Margin of Defeat 9, Sept. 6, 2006 at MIL (0-9)
Last Milwaukee 3-Game Sweep, at LA Aug. 15-17, 2014	Longest Winning Streak 6 games, 2x, last: May 4, 2005-Sept. 6, 2006
Last Milwaukee 4-Game Sweep, at LA May 28-31, 2012	Longest Losing Streak 4 games, May 28-31, 2012
Last Milwaukee 3-Game Sweep, at MIL Never Accomplished	Last Doubleheader None
Last Milwaukee 4-Game Sweep, at MIL Never Accomplished	

NEW YORK METS

Citi Field (2009) | 126th Street | Flushing, NY 11368 | (718) 507-METS

General Manager Sandy Alderson
 Manager Mickey Callaway (1st season w/ NYM)



YEAR-BY-YEAR SERIES RESULTS (1962-2017)

Year	Home	Road	Totals	Year	Home	Road	Totals	Year	Home	Road	Totals
1962	8-1	8-1	16-2	1981	3-0	2-1	5-1	2000	3-3	1-2	4-5
1963	8-1	8-1	16-2	1982	3-3	3-3	6-6	2001	1-2	1-2	2-4
1964	8-1	7-2	15-3	1983	3-2	4-3	7-5	2002	1-2	3-0	4-2
1965	6-3	6-3	12-6	1984	2-4	1-5	3-9	2003	1-2	2-1	3-3
1966	7-2	5-4	12-6	1985	3-3	4-2	7-5	2004	1-2	2-1	3-3
1967	7-2	5-4	12-6	1986	2-4	1-5	3-9	2005	2-1	1-2	3-3
1968	3-6	4-5	7-11	1987	3-3	3-3	6-6	2006	1-2	2-2	3-4
1969	4-2	0-6	4-8	1988	0-6	1-4	1-10	2007	4-3	1-2	5-5
1970	4-2	3-3	7-5	1989	2-4	3-3	5-7	2008	2-1	1-3	3-4
1971	3-3	2-4	5-7	1990	3-3	2-4	5-7	2009	3-0	2-1	5-1
1972	4-2	3-3	7-5	1991	4-2	3-3	7-5	2010	3-1	0-3	3-4
1973	4-2	3-3	7-5	1992	4-2	1-5	5-7	2011	1-3	1-2	2-5
1974	3-3	2-4	5-7	1993	4-2	4-2	8-4	2012	1-3	3-0	4-3
1975	2-4	4-2	6-6	1994	4-2	2-4	6-6	2013	3-0	2-1	5-1
1976	4-2	3-3	7-5	1995	3-3	3-3	6-6	2014	2-1	2-1	4-2
1977	5-1	3-3	8-4	1996	4-2	4-2	8-4	2015	1-2	2-2	3-4
1978	4-2	3-3	7-5	1997	3-3	3-2	6-5	2016	2-2	2-1	4-3
1979	6-0	3-3	9-3	1998	1-3	2-2	3-5	2017	4-0	3-0	7-0
1980	5-1	2-4	7-5	1999	1-3	3-1	4-4				

ALL-TIME SERIES

All-Time Series Record
 337-268-1
At Citi Field
 17-11
At Dodger Stadium
 183-124

POSTSEASON

1988 NLCS W, 4-3
 2006 NLDS L, 0-3
 2015 NLDS L, 2-3

2018 SCHEDULE

Dates	Site
6/22-24 NYM
9/3-5 LA

SERIES FACTS

Last Dodger 3-Game Sweep, at LA Aug. 12-14, 2013	Most Runs Scored vs. NY 17, 2x, last: 7/14/62 at NYM
Last Dodger 4-Game Sweep, at LA June 19-22, 2017	Most Runs Allowed vs. NY 15, July 25, 2015 at NYM
Last Dodger 3-Game Sweep, at NY Aug. 4-6, 2017	Largest Margin of Victory 14, July 14, 1962 at NY (17-3)
Last Dodger 4-Game Sweep, at NY Aug. 16-18 (2), 1963	Largest Margin of Defeat 13, July 25, 2015 at NYM (2-15)
Last New York 3-Game Sweep, at LA Aug. 28-30, 1989	Longest Winning Streak 11 games, 7/31/63-5/21/64
Last New York 4-Game Sweep, at LA Never Accomplished	Longest Losing Streak 9 games, May 18, 1986-Aug. 30, 1986
Last New York 3-Game Sweep, at NY April 27-28, 2010	Last Doubleheader April 27, 2010
Last New York 4-Game Sweep, at NY Never Accomplished	

PHILADELPHIA PHILLIES

Citizens Bank Park (2004) | One Citizens Bank Way | Philadelphia, PA 19148 | (215) 463-6000

Vice President and General Manager Matt Klentak
 Manager Gabe Kapler (1st season w/ PHI)



YEAR-BY-YEAR SERIES RESULTS (1958-2017)

Year	Home	Road	Totals	Year	Home	Road	Totals	Year	Home	Road	Totals
1958	6-5	4-7	10-12	1978	4-2	3-3	7-5	1998	3-3	2-1	5-4
1959	11-0	6-5	17-5	1979	3-3	0-6	3-9	1999	2-1	4-2	6-3
1960	8-3	8-3	16-6	1980	3-3	3-3	6-6	2000	4-2	1-2	5-4
1961	7-4	10-1	17-5	1981	1-2	2-1	3-3	2001	3-0	0-3	3-3
1962	9-0	5-4	14-4	1982	3-3	1-5	4-8	2002	2-1	2-2	4-3
1963	2-7	5-4	7-11	1983	6-0	5-1	11-1	2003	2-2	0-3	2-5
1964	4-5	4-5	8-10	1984	1-5	2-4	3-9	2004	1-2	0-3	1-5
1965	4-5	5-4	9-9	1985	1-5	3-3	4-8	2005	1-2	2-1	3-3
1966	7-2	4-5	11-7	1986	3-3	2-4	5-7	2006	2-2	2-1	4-3
1967	2-7	4-5	6-12	1987	1-5	1-5	2-10	2007	2-1	2-1	4-2
1968	6-3	4-5	10-8	1988	5-1	6-0	11-1	2008	4-0	0-4	4-4
1969	4-2	4-2	8-4	1989	4-2	2-4	6-6	2009	2-2	2-1	4-3
1970	2-4	4-1	6-5	1990	4-2	4-2	8-4	2010	1-2	1-2	2-4
1971	5-1	2-4	7-5	1991	5-1	2-4	7-5	2011	0-3	1-2	1-5
1972	3-3	4-2	7-5	1992	3-3	2-4	5-7	2012	1-2	4-0	5-2
1973	4-2	5-1	9-3	1993	1-5	1-5	2-10	2013	3-1	2-1	5-2
1974	4-2	2-4	6-6	1994	5-1	2-4	7-5	2014	1-3	2-1	3-4
1975	3-3	4-2	7-5	1995	2-4	2-5	4-9	2015	3-1	2-1	5-2
1976	1-5	4-2	5-7	1996	4-3	3-3	7-6	2016	2-1	2-1	4-2
1977	4-2	2-4	6-6	1997	5-1	5-0	10-1	2017	3-0	1-3	4-3

ALL-TIME SERIES

All-Time Series Record
 1,166-914-14
At Citizens Bank Park
 23-22
At Dodger Stadium
 170-138

POSTSEASON

1977 NLCS W, 3-1
 1978 NLCS W, 3-1
 1983 NLCS L, 1-3
 2008 NLCS L, 1-3
 2009 NLCS L, 2-4

2018 SCHEDULE

Dates	Site
5/28-31	LA
7/23-25	PHI

SERIES FACTS

Last Dodger 3-Game Sweep, at LA April 28-30, 2017
Last Dodger 4-Game Sweep, at LA Aug. 11-14, 2008
Last Dodger 3-Game Sweep, at PHI Aug. 22-24, 1997
Last Dodger 4-Game Sweep, at PHI June 4-7, 2012
Last Philadelphia 3-Game Sweep, at LA Aug. 8-10, 2011
Last Philadelphia 4-Game Sweep, at LA Aug. 29-Sept. 1, 1985
Last Philadelphia 3-Game Sweep, at PHI Sept. 18-20, 2017
Last Philadelphia 4-Game Sweep, at PHI Aug. 22-25, 2008

Most Runs Scored vs. PHI 22, 2x, last: Sept. 23, 1939 at PHI
Most Runs Allowed vs. PHI 19, Sept. 12, 1961 at LA
Largest Margin of Victory 18, Sept. 23, 1939 (1) at PHI (22-4)
Largest Margin of Defeat 15, June 28, 2013 at LA (1-16)
Longest Winning Streak 15 games, April 19-Sept. 21, 1945
Longest Losing Streak 12 games, May 8-Sept. 16, 1905
Last Doubleheader April 9, 2006

OPPONENTS

PITTSBURGH PIRATES

PNC Park (2001) | 115 Federal Street | Pittsburgh, PA 15212 | (412) 323-5000

Sr. Vice President and General Manager Neal Huntington
 Manager Clint Hurdle (8th season w/PIT, 584-549)



YEAR-BY-YEAR SERIES RESULTS (1958-2017)

Year	Home	Road	Totals	Year	Home	Road	Totals	Year	Home	Road	Totals
1958	4-7	4-7	8-14	1978	5-1	2-4	7-5	1998	4-2	3-3	7-5
1959	7-4	4-7	11-11	1979	1-5	3-3	4-8	1999	1-2	2-4	3-6
1960	4-7	7-4	11-11	1980	5-1	1-5	6-6	2000	2-4	2-1	4-5
1961	6-5	7-4	13-9	1981	2-1	3-0	5-1	2001	2-1	5-1	7-2
1962	5-4	5-4	10-8	1982	3-3	2-4	5-7	2002	2-1	2-1	4-2
1963	7-2	6-3	13-5	1983	3-3	3-3	6-6	2003	2-1	3-0	5-1
1964	4-5	6-3	10-8	1984	2-4	2-4	4-8	2004	3-0	3-0	6-0
1965	4-5	5-4	9-9	1985	4-2	4-2	8-4	2005	3-1	2-1	5-2
1966	5-4	4-5	9-9	1986	4-2	4-2	8-4	2006	4-2	2-2	6-4
1967	4-5	3-6	7-11	1987	4-2	2-4	6-6	2007	2-1	3-1	5-2
1968	7-2	3-6	10-8	1988	3-3	3-3	6-6	2008	2-1	3-1	5-2
1969	5-1	3-3	8-4	1989	4-2	3-3	7-5	2009	3-0	1-3	4-3
1970	3-3	3-3	6-6	1990	3-3	1-5	4-8	2010	3-1	1-2	4-3
1971	1-5	3-3	4-8	1991	3-3	4-2	7-5	2011	3-1	3-1	6-2
1972	3-3	4-2	7-5	1992	3-3	2-4	5-7	2012	3-0	3-1	6-1
1973	5-1	5-1	10-2	1993	5-1	3-3	8-4	2013	3-0	1-2	4-2
1974	4-2	0-6	4-8	1994	2-1	1-2	3-3	2014	1-3	1-2	2-5
1975	2-4	3-3	5-7	1995	4-3	5-1	9-4	2015	1-2	0-3	1-5
1976	5-1	4-2	9-3	1996	3-3	3-3	6-6	2016	1-2	1-3	2-5
1977	6-0	3-3	9-3	1997	4-1	5-1	9-2	2017	3-0	3-1	6-1

ALL-TIME SERIES

All-Time Series Record
 1,137-1004-14
At PNC Park
 37-25
At Dodger Stadium
 185-119

POSTSEASON

1974 NLCS W, 3-1

2018 SCHEDULE

Dates	Site
6/5-7	PIT
7/2-4	LA

SERIES FACTS

Last Dodger 3-Game Sweep, at LA May 8-10, 2017
Last Dodger 4-Game Sweep, at LA June 3-6, 1968
Last Dodger 3-Game Sweep, at PIT May 7-9, 2004
Last Dodger 4-Game Sweep, at PIT Aug. 1-4, 1949
Last Pittsburgh 3-Game Sweep, at LA Sept. 4-6, 2000
Last Pittsburgh 4-Game Sweep, at LA Never Accomplished
Last Pittsburgh 3-Game Sweep, at PIT Aug. 7-9, 2015
Last Pittsburgh 4-Game Sweep, at PIT Never Accomplished

Most Runs Scored vs. PIT 23, July 10, 1943 at BKN
Most Runs Allowed vs. PIT 21, June 20, 1925 at PIT
Largest Margin of Victory 17, April 17, 1994 at PIT (19-2)
Largest Margin of Defeat 16, June 20, 1925 at PIT (5-21)
Longest Winning Streak 13 games, May 4-July 20, 1952
Longest Losing Streak 10 games, July 21, 1910(1)-Aug. 27, 1910
Last Doubleheader August 1, 2000

ST. LOUIS CARDINALS

Busch Stadium (2006) | 700 Clark Street | St. Louis, MO 63102 | (314) 345-9600

Sr. Vice President and General Manager..... John Mozeliak
 Manager.....Mike Matheny (7th season w/STL, 544-428)



YEAR-BY-YEAR SERIES RESULTS (1958-2017)

Year	Home	Road	Totals	Year	Home	Road	Totals	Year	Home	Road	Totals
1958	7-4	4-7	11-11	1978	3-3	2-4	5-7	1998	2-1	2-4	4-5
1959	6-5	6-5	12-10	1979	3-3	3-3	6-6	1999	2-4	1-2	3-6
1960	7-4	3-8	10-12	1980	5-1	2-4	7-5	2000	1-2	2-4	3-6
1961	7-4	5-6	12-10	1981	2-2	3-3	5-5	2001	2-1	1-2	3-3
1962	2-7	5-4	7-11	1982	3-3	4-2	7-5	2002	0-2	2-2	2-4
1963	5-4	7-2	12-6	1983	5-1	4-2	9-3	2003	2-2	2-0	4-2
1964	6-3	4-5	10-8	1984	3-3	3-3	6-6	2004	2-1	0-3	2-4
1965	5-4	7-2	12-6	1985	4-2	3-3	7-5	2005	1-2	1-3	2-5
1966	4-5	6-3	10-8	1986	4-2	4-2	8-4	2006	0-3	0-4	0-7
1967	4-5	2-7	6-12	1987	2-4	1-5	3-9	2007	2-1	1-2	3-3
1968	4-5	5-4	9-9	1988	4-2	3-3	7-5	2008	1-2	1-2	2-4
1969	2-4	1-5	3-9	1989	3-3	0-6	3-9	2009	1-2	1-3	2-5
1970	2-4	5-1	7-5	1990	2-4	5-1	7-5	2010	3-0	0-4	3-4
1971	3-3	3-3	6-6	1991	4-2	2-4	6-6	2011	1-3	3-0	4-3
1972	4-2	4-2	8-4	1992	2-4	2-4	4-8	2012	5-2	1-3	6-5
1973	5-1	3-3	8-4	1993	1-5	5-1	6-6	2013	1-2	3-1	4-3
1974	2-4	4-2	6-6	1994	1-2	1-2	2-4	2014	3-1	1-2	4-3
1975	2-4	3-3	5-7	1995	3-3	4-2	7-5	2015	1-3	1-2	2-5
1976	6-0	4-2	10-2	1996	4-2	4-2	8-4	2016	2-1	2-1	4-2
1977	5-1	1-5	6-6	1997	2-3	3-2	5-6	2017	2-1	2-2	4-3

ALL-TIME SERIES

All-Time Series Record
1,061-1,091-16
At New Busch Stadium
16-26
At Dodger Stadium
155-146

POSTSEASON

1985 NLCS.....L, 2-4
 2004 NLDS.....L, 1-3
 2009 NLDS.....W, 3-0
 2013 NLCS.....L, 2-4
 2014 NLDS.....L, 1-3

2018 SCHEDULE

Dates	Site
8/20-22.....	LA
9/13-16.....	STL

SERIES FACTS

Last Dodger 3-Game Sweep, at LA..... May 18-20, 2012
Last Dodger 4-Game Sweep, at LA..... April 29-May 2, 1976
Last Dodger 3-Game Sweep, at STL..... Aug. 22-24, 2011
Last Dodger 4-Game Sweep, at STL..... Never Accomplished
Last St. Louis 3-Game Sweep, at LA..... July 21-23, 2006
Last St. Louis 4-Game Sweep, at LA..... July 1-4, 1968
Last St. Louis 3-Game Sweep, at STL..... Sept. 3-5, 2004
Last St. Louis 4-Game Sweep, at STL..... July 15-18, 2010

Most Runs Scored vs. STL..... 22, July 29, 1936(1) at BRK
Most Runs Allowed vs. STL..... 22, July 27, 1918(2) at BRK
Largest Margin of Victory..... 16, Aug. 30, 1953 at BRK (20-4)
Largest Margin of Defeat..... 18, July 24, 1937 at BRK (2-20)
Longest Winning Streak..... 14 games, June 5-Aug. 22 (2), 1951
Longest Losing Streak..... 9 games, 4x, 5/12/44-7/29/44 (2)
Last Doubleheader..... July 7, 1987

OPPONENTS

SAN DIEGO PADRES

PETCO Park (2004) | 100 Park Blvd. | San Diego, CA 92101 | (619) 795-5000

Executive Vice President and General Manager..... A.J. Preller
 Manager.....Andy Green (3rd season w/SD, 139-185)



YEAR-BY-YEAR SERIES RESULTS (1969-2017)

Year	Home	Road	Totals	Year	Home	Road	Totals	Year	Home	Road	Totals
1969	8-1	4-5	12-6	1986	3-6	3-6	6-12	2003	5-4	3-7	8-11
1970	6-3	5-4	11-7	1987	6-3	5-4	11-7	2004	5-5	5-4	10-9
1971	4-5	9-0	13-5	1988	5-4	2-7	7-11	2005	7-2	4-5	11-7
1972	6-3	7-2	13-5	1989	3-6	3-6	6-12	2006	2-7	3-6	5-13
1973	2-7	7-2	9-9	1990	6-3	3-6	9-9	2007	5-4	3-6	8-10
1974	8-1	8-1	16-2	1991	5-4	5-4	10-8	2008	6-3	5-5	11-7
1975	6-3	5-4	11-7	1992	4-5	5-4	9-9	2009	6-3	4-5	10-8
1976	3-6	3-6	6-12	1993	5-1	4-3	9-4	2010	4-5	4-5	8-10
1977	5-4	7-2	12-6	1994	5-2	1-2	6-4	2011	7-2	6-3	13-5
1978	7-2	2-7	9-9	1995	4-3	3-3	7-6	2012	5-4	6-3	11-7
1979	6-3	3-6	9-9	1996	1-5	4-3	5-8	2013	5-4	6-4	11-8
1980	7-2	2-7	9-9	1997	2-4	3-3	5-7	2014	7-3	5-4	12-7
1981	3-3	3-2	6-5	1998	3-3	2-4	5-7	2015	7-2	7-3	14-5
1982	6-3	3-6	9-9	1999	2-4	1-5	3-9	2016	6-4	5-4	11-8
1983	2-7	4-5	6-12	2000	4-3	4-2	8-5	2017	8-2	5-4	13-6
1984	5-4	5-4	10-8	2001	2-7	7-3	9-10				
1985	4-5	4-5	8-10	2002	6-4	4-5	10-9				

ALL-TIME SERIES

All-Time Series Record
450-388-1
At PETCO Park
68-60
At Dodger Stadium
240-182

2018 SCHEDULE

Dates	Site
4/16-18.....	SD
5/4-6.....	SD
5/25-27.....	LA
7/9-12.....	SD
8/24-26.....	LA
9/21-23.....	LA

SERIES FACTS

Last Dodger 3-Game Sweep, at LA..... Oct. 2-4, 2015
Last Dodger 4-Game Sweep, at LA..... Sept. 25-27, 2017
Last Dodger 3-Game Sweep, at SD..... May 14-16, 2010
Last Dodger 4-Game Sweep, at SD..... June 28-July 1, 2001
Last San Diego 3-Game Sweep, at LA..... April 15-17, 2013
Last San Diego 4-Game Sweep, at LA..... June 20-23, 1983
Last San Diego 3-Game Sweep, at SD..... Sept. 2-3, 2017
Last San Diego 4-Game Sweep, at SD..... April 15-18, 1982

Most Runs Scored vs. SD..... 19, June 28, 1969 at SD
Most Runs Allowed vs. SD..... 14, twice, last: June 27, 1995 at LA
Largest Margin of Victory..... 19, 6/28/69 at SD (19-0)
Largest Margin of Defeat..... 12, 6/10/93 at SD (2-14)
Longest Winning Streak..... 16 games, Sept. 9, 1973-Sept. 20, 1974
Longest Losing Streak..... 10 games, Sept. 22, 1996-June 28, 1997
Last Doubleheader..... Sept. 2, 2017

SAN FRANCISCO GIANTS

AT&T Park (2000) | 24 Willie Mays Plaza | San Francisco, CA 94107 | (415) 972-2000

Executive Vice President of Baseball Operations..... Brian Sabean
 Manager..... Bruce Bochy (12th season w/SF, 902-880)



YEAR-BY-YEAR SERIES RESULTS (1958-2017)

Year	Home	Road	Totals	Year	Home	Road	Totals	Year	Home	Road	Totals
1958	7-4	4-7	11-11	1978	3-3	2-4	5-7	1998	2-1	2-4	4-5
1959	6-5	6-5	12-10	1979	3-3	3-3	6-6	1999	2-4	1-2	3-6
1960	7-4	3-8	10-12	1980	5-1	2-4	7-5	2000	1-2	2-4	3-6
1961	7-4	5-6	12-10	1981	2-2	3-3	5-5	2001	2-1	1-2	3-3
1962	2-7	5-4	7-11	1982	3-3	4-2	7-5	2002	0-2	2-2	2-4
1963	5-4	7-2	12-6	1983	5-1	4-2	9-3	2003	2-2	2-0	4-2
1964	6-3	4-5	10-8	1984	3-3	3-3	6-6	2004	2-1	0-3	2-4
1965	5-4	7-2	12-6	1985	4-2	3-3	7-5	2005	1-2	1-3	2-5
1966	4-5	6-3	10-8	1986	4-2	4-2	8-4	2006	0-3	0-4	0-7
1967	4-5	2-7	6-12	1987	2-4	1-5	3-9	2007	2-1	1-2	3-3
1968	4-5	5-4	9-9	1988	4-2	3-3	7-5	2008	1-2	1-2	2-4
1969	2-4	1-5	3-9	1989	3-3	0-6	3-9	2009	1-2	1-3	2-5
1970	2-4	5-1	7-5	1990	2-4	5-1	7-5	2010	3-0	0-4	3-4
1971	3-3	3-3	6-6	1991	4-2	2-4	6-6	2011	1-3	3-0	4-3
1972	4-2	4-2	8-4	1992	2-4	2-4	4-8	2012	5-2	1-3	6-5
1973	5-1	3-3	8-4	1993	1-5	5-1	6-6	2013	1-2	3-1	4-3
1974	2-4	4-2	6-6	1994	1-2	1-2	2-4	2014	3-1	1-2	4-3
1975	2-4	3-3	5-7	1995	3-3	4-2	7-5	2015	1-3	1-2	2-5
1976	6-0	4-2	10-2	1996	4-2	4-2	8-4	2016	6-3	2-8	8-11
1977	5-1	1-5	6-6	1997	2-3	3-3	5-6	2017	6-3	5-5	11-8

ALL-TIME SERIES RECORD

All-Time Series Record
 1,210-1,240-17
At AT&T Park
 78-87
At Dodger Stadium
 267-217

2018 SCHEDULE

Dates	Site
3/29-4/1	LA
4/6-8	SF
4/27-29	SF
6/15-17	LA
8/13-15	LA
9/28-30	SF

SERIES FACTS

Last Dodger 3-Game Sweep, at LA July 28-30, 2017
 Last Dodger 4-Game Sweep, at LA June 22-25, 1995
 Last Dodger 3-Game Sweep, at SF July 25-27, 2014
 Last Dodger 4-Game Sweep, at SF July 1-4, 1977
 Last Giant 3-Game Sweep, at LA Aug. 20-22, 2012
 Last Giant 4-Game Sweep, at LA Never Accomplished
 Last Giant 3-Game Sweep, at SF Sep. 30- Oct. 2, 2016
 Last Giant 4-Game Sweep, at SF June 21-24, 2004

Most Runs Scored vs. SF 19, 2x, last: May 26, 1970 at SF
 Most Runs Allowed vs. SF 26, April 30, 1944(1) at NYG
 Largest Margin of Victory 17, Sept. 13, 2014 at SF (17-0)
 Largest Margin of Defeat 18, 3x, last: 4/30/44(1) at NYG
 Longest Winning Streak 10 games, July 12, 1953-Sept. 6, 1953
 Longest Losing Streak 12 games, Oct. 2, 1937-July 4, 1938(2)
 Last Doubleheader September 27, 2003

WASHINGTON NATIONALS

Nationals Park (2008) | 1500 S. Capitol Street, SE | Washington, DC 20003 | (202) 640-7000

President, Baseball Operations and General Manager..... Mike Rizzo
 Manager..... David Martinez (1st season w/ Nationals)



YEAR-BY-YEAR SERIES RESULTS (1969-2017)

Year	Home	Road	Totals	Year	Home	Road	Totals	Year	Home	Road	Totals
1969	4-2	6-0	10-2	1986	4-2	1-5	5-7	2003	2-1	2-1	4-2
1970	4-2	4-2	8-4	1987	1-5	2-4	3-9	2004	2-1	2-2	4-3
1971	3-3	5-1	8-4	1988	4-2	4-2	8-4	2005	1-2	1-2	2-4
1972	3-3	3-3	6-6	1989	3-3	4-2	7-5	2006	3-0	1-2	4-2
1973	4-2	3-3	7-5	1990	5-1	1-5	6-6	2007	3-0	2-1	5-1
1974	4-2	4-2	8-4	1991	5-1	0-6	5-7	2008	3-0	0-3	3-3
1975	2-4	3-3	5-7	1992	3-3	1-5	4-8	2009	1-1	2-1	3-2
1976	6-0	4-2	10-2	1993	4-2	2-4	6-6	2010	2-1	1-2	3-3
1977	2-4	5-1	7-5	1994	2-4	1-5	3-9	2011	2-1	2-1	4-2
1978	5-1	3-3	8-4	1995	4-2	3-3	7-5	2012	3-0	1-2	4-2
1979	5-1	1-5	6-6	1996	4-2	5-1	9-3	2013	2-1	3-0	5-1
1980	6-0	5-1	11-1	1997	4-1	3-3	7-4	2014	1-2	1-2	2-4
1981	3-0	2-2	5-2	1998	5-1	0-3	5-4	2015	2-1	2-1	4-2
1982	3-3	5-1	8-4	1999	3-3	2-1	5-4	2016	3-0	2-1	5-1
1983	4-2	3-3	7-5	2000	3-1	2-2	5-3	2017	1-2	2-1	3-3
1984	3-3	3-3	6-6	2001	1-2	1-2	2-4				
1985	5-1	2-4	7-5	2002	3-1	2-1	5-2				

ALL-TIME SERIES RECORD

All-Time Series Record
 274-197
At Nationals Park
 16-14
At Dodger Stadium
 153-81

POSTSEASON

1981 NLCS W, 3-2
 2016 NLDS W, 3-2

2018 SCHEDULE

Dates	Site
4/20-22	LA
5/18-20	WAS

SERIES FACTS

Last Dodger 3-Game Sweep, at LA June 20-22, 2016
 Last Dodger 4-Game Sweep, at LA Aug. 29-31(2), 1980
 Last Dodger 3-Game Sweep, at MON/WAS July 19-21, 2013
 Last Dodger 4-Game Sweep, at MON/WAS May 6-9, 1982
 Last MON/WAS 3-Game Sweep, at LA Aug. 28-30, 1987
 Last MON/WAS 4-Game Sweep, at LA Never Accomplished
 Last MON/WAS 3-Game Sweep, at MON/WAS Aug. 26-28, 2008
 Last Montreal 4-Game Sweep, at MON/WAS July 11-14, 1991

Most Runs Scored vs. MON/WAS 15, May 3, 1970 at LA
 Most Runs Allowed vs. MON/WAS 13, May 2, 1982 at LA
 Largest Margin of Victory 14, May 3, 1970 at LA (15-1)
 Largest Margin of Defeat 12, May 2, 1982 at LA (1-13)
 Longest Winning Streak 11 games, 6/14/80-8/31/80(2)
 Longest Losing Streak 7 games, 2x, last: 7/6/94-5/28/95
 Last Doubleheader September 19, 2012

LA ANGELS OF ANAHEIM

Angel Stadium (1966) | 2000 E. Gene Autry Way | Anaheim, CA 92806 | (714) 940-2000

General Manager Billy Eppler
Manager Mike Scioscia (19th season w/LAA, 1,570-1,346)

YEAR-BY-YEAR SERIES RESULTS (1997-2017)

Year	Home	Road	Totals	Year	Home	Road	Totals	Year	Home	Road	Totals
1997	2-0	2-0	4-0	2004	1-2	2-1	3-3	2011	1-2	1-2	2-4
1998	1-1	0-2	1-3	2005	1-2	0-3	1-5	2012	1-2	1-2	2-4
1999	2-1	2-1	4-2	2006	3-0	1-2	4-2	2013	1-1	1-1	2-2
2000	1-2	1-2	2-4	2007	1-2	0-3	1-5	2014	1-1	2-0	3-1
2001	1-2	1-2	2-4	2008	2-1	1-2	3-3	2015	3-0	2-1	5-1
2002	2-1	1-2	3-3	2009	1-2	2-1	3-3	2016	1-1	0-2	1-3
2003	2-1	0-3	2-4	2010	0-3	1-2	1-5	2017	1-1	1-1	2-2

ALL-TIME SERIES

All-Time Series Record
51-63
At Angels Stadium
21-36
At Dodger Stadium
30-27

2018 SCHEDULE

Dates	Site
7/6-8	LAA
7/13-15	LAD

SERIES FACTS

Last Dodger 3-Game Sweep, at LA July 31-Aug. 2, 2015
Last Dodger 4-Game Sweep, at LA Never Accomplished
Last Dodger 3-Game Sweep, at LAA Never Accomplished
Last Dodger 4-Game Sweep, at LAA Never Accomplished
Last Angel 3-Game Sweep, at LA June 11-13, 2010
Last Angel 4-Game Sweep, at LA Never Accomplished
Last Angel 3-Game Sweep, at LAA May 18-20, 2007
Last Angel 4-Game Sweep, at LAA Never Accomplished

Most Runs Scored vs. LAA 16, July 16, 2006 at LAD
Most Runs Allowed vs. LAA 13, June 25, 2004 at LAD
Largest Margin of Victory 13, May 19, 2006 at LAA (16-3)
Largest Margin of Defeat 13, June 25, 2004 at LAD (0-13)
Longest Winning Streak 4 games, June 17, 1997-July 3, 1997
Longest Losing Streak 6 games, June 22, 2003-June 26, 2004
Last Doubleheader Never Accomplished

HOUSTON ASTROS

Minute Maid Park (2000) | 501 Crawford Street | Houston, TX 77002 | (713)-259-8000

General Manager Jeff Luhnow
Manager A.J. Hinch (4th season w/HOU, 271-215)

SERIES FACTS

All-Time Series Record 388-323
At Minute Maid Park 217-144
Last Meeting at HOU 2015

All-Time Playoff Record 5-2
At Dodger Stadium 19-24
Last Meeting in LA 2012

2018 SCHEDULE

Dates	Site
8/3-5	LA



OPPONENTS

OAKLAND ATHLETICS

Oakland Alameda Coliseum (1966) | 7000 Coliseum Way | Oakland, CA 94621 | (510) 562-4900

General Manager David Forst
Manager Bob Melvin (8th season w/OAK, 537-534)

SERIES FACTS

All-Time Series Record 10-19
At Oakland Alameda Coliseum 2-14
Last Meeting at OAK 2015

At Dodger Stadium 8-5
Last Meeting in LA 2015

2018 SCHEDULE

Dates	Site
4/10-11	LA
8/7-8	OAK



SEATTLE MARINERS

Safeco Field (1999) | 1250 1st Ave S | Seattle, WA 98134 | (206) 346-4000

Executive Vice President & General Manager Jerry Dipoto
Manager Scott Servais (3rd season w/SEA, 164-160)

SERIES FACTS

All-Time Series Record 15-13
At Safeco Field 3-3
Last Meeting at SEA 2012

At Dodger Stadium 10-7
Last Meeting in LA 2015

2018 SCHEDULE

Dates	Site
8/17-19	SEA



TEXAS RANGERS

Globe Life Park in Arlington (1994) | 1000 Ballpark Way | Arlington, TX 76011 | (817) 273-5222

President - Baseball Operations & General Manager Jon Daniels
Manager Jeff Banister (4th season w/TEX, 261-225)



SERIES FACTS

All-Time Series Record12-11	At Dodger Stadium5-5
At Globe Life Park in Arlington7-6	Last Meeting in LA2015
Last Meeting at TEX2015	

2018 SCHEDULE

Dates	Site
6/12-13	LA
8/28-29	TEX

ODDGERS ALL-TIME RECORD VS. EACH MAJOR LEAGUE FRANCHISE

OPPONENT	WIN	LOSS	TIE	OPPONENT	WIN	LOSS	TIE
Giants	1,210	1,240	17	Old Orioles*	45	56	4
Braves	1,185	1,029	22	Angels	51	63	0
Phillies	1,166	914	14	Mariners	15	13	0
Pirates	1,137	1,004	14	Rangers	12	11	0
Reds	1,071	1,016	13	Tigers	12	10	0
Cubs	1,048	1,036	14	Athletics	10	19	0
Cardinals	1,061	1,091	16	Blue Jays	11	7	0
Padres	450	388	1	White Sox	11	14	0
Astros	388	323	0	Orioles	7	5	0
Mets	337	268	1	Rays	8	5	0
Expos-Nationals	274	197	0	Twins	9	6	0
Rockies	238	178	0	Indians	7	5	0
Diamondbacks	194	159	0	Red Sox	7	8	0
Marlins	103	86	0	Yankees	7	6	0
Spiders*	81	59	1	Royals	7	5	0
Brewers	75	55	0				
Colonels*	61	39	1				
Senators*	61	39	1				

* - 19th century NL teams.

LAST TRADE WITH EACH MLB CLUB

TEAM	RECEIVED	TRADED	DATE	TEAM	RECEIVED	TRADED	DATE
Arizona	Jon Garland	Tony Abreu	8/31/09	Milwaukee	Dylan Baker	PTBNL/Cash	1/2/18
Atlanta	Matt Kemp	Adrián González, Scott Kazmir, Brandon McCarthy, Charlie Culberson, Cash	12/16/17	Minnesota	Kevin Correia	Cash	8/9/14
				New York-AL	Scott Proctor	Wilson Betemit	7/31/07
				New York-NL	Curtis Granderson, Cash	Jacob Rhame	8/18/17
Baltimore	Ryan Moseley	Vidal Nuno	2/19/17	Oakland	International Signing	Chris Hatcher	8/15/17
Boston	Josh Beckett, Carl Crawford, Adrián González, Nick Punto	Ivan De Jesus, Rubby De La Rosa, James Loney, Jerry Sands, Allen Webster	8/25/12	Philadelphia	Darin Ruf, Darnell Sweeney	Howie Kendrick	11/11/16
Chicago-AL	Jake Peter	Three-team trade w/KC	1/4/2018	Pittsburgh	Tony Watson	Angel German, Oneil Cruz	7/31/17
Chicago-NL	Darwin Barney	Jonathan Martinez	7/28/14	St. Louis	Alex Castellanos	Rafael Furcal	7/31/11
Cincinnati	Tony Cingrani	Scott Van Slyke, Hendrik Clementia		San Diego	Yasmani Grandal, Joe Wieland, Zach Eflin	Matt Kemp, Tim Federowicz, cash	12/18/14
				San Francisco	Mark Sweeney	Travis Denker	8/9/07
Cleveland	PTBNL/Cash	Carlos Frias	1/30/17	Seattle	Aneurys Zabala, Drew Jackson	Chase De Jong	3/1/17
Colorado	Juan Nicasio	Noel Cuevas	11/24/14				
Detroit	Cody Ross	Steve Colyer	4/1/04	Texas	Yu Darvish	Willie Calhoun, Brandon Davis, AJ Alexy	7/31/17
Houston	Josh Fields	Yordan Alvarez	8/1/16	Tampa Bay	PTBNL/Cash	Sergio Romo	7/22/17
Kansas City	Scott Alexander	Three-team trade w/CWS	1/4/18	Toronto	Jesse Chavez, Cash	Mike Bolsinger	8/1/16
Los Angeles-AL	Howie Kendrick	Andrew Heaney	12/10/14	Washington	Ronnie Belliard	Luis Garcia and cash	8/30/09
Miami	Mat Latos, Michael Morse, cash	Victor Araujo, Jeff Bringham, Kevin Guzman	7/30/15				

Note: Trade involves Major League roster

MAJOR LEAGUE PUBLIC RELATIONS

Major League Baseball	Phone (212) 931-7878	Fax\E-mail (212)949-5654
Pat Courtney	931-7878	patrick.courtney@mlb.com
John Blundell	931-7885	john.blundell@mlb.com
Matt Bourne	931-7883	matt.bourne@mlb.com
Mike Teevan	931-7879	mike.teevan@mlb.com

NL MEDIA/PUBLIC RELATIONS

	Phone	Fax\E-mail
Arizona D-backs	(602) 462-6519	(602)462-6117
Josh Rawitch	462-6746	jrawitch@dbacks.com
Casey Wilcox	462-6661	cwilcox@dbacks.com
Patrick O'Connell	462-6586	poconnell@dbacks.com
Atlanta Braves	(404) 614-1301	(404)614-1391
Brad Hainje	614-1307	brad.hainje@braves.com
Adrienne Midgley	614-1556	adrienne.midgley@braves.com
Chicago Cubs	(773) 404-4191	(773)404-4129
Peter Chase	404-4020	pchase@cubs.com
Jason Carr	404-4023	jcarr@cubs.com
Cincinnati Reds	(513) 765-7800	(513)765-7180
Rob Butcher	765-7090	rbutcher@reds.com
Larry Herms	765-7092	lherms@reds.com
Jamie Ramsey	765-7093	jramsey@reds.com
Colorado Rockies	(303) 312-2325	(303)312-2319
Warren Miller	312-2326	warren.miller@rockies.com
Cory Little	312-2232	cory.little@rockies.com
Miami Marlins	(305) 480-1300	(305)480-3012
Marty Sewell	480-1389	msewell@marlins.com
Jon Erik Alvarez	480-1395	jalvarez@marlins.com
Milwaukee Brewers	(414) 902-4500	(414)902-4053
Mike Vassallo	902-4473	mike.vassallo@brewers.com
Ken Spindler	902-4469	ken.spindler@brewers.com
New York Mets	(718) 565-4330	(718)639-3619
Jay Horwitz	565-4330	jhorw@nymets.com
Harold Kaufman	569-3108	hkaufman@nymets.com
Ethan Wilson	565-4027	ewils@nymets.com
Philadelphia Phillies	(215) 463-6000	(215)389-3050
Greg Casterioto	218-5297	gcasterioto@phillies.com
Chris Ware	218-5245	cware@phillies.com
Pittsburgh Pirates	(412) 323-5000	(412)325-4413
Jim Trdinich	325-4728	jim.trdinich@pirates.com
Dan Hart	325-4976	dan.hart@pirates.com
St. Louis Cardinals	(314) 345-9500	(314) 345-9530
Brian Bartow	345-9313	bartow@stlcardinals.com
Melody Yount	345-9470	myount@stlcardinals.com
San Diego Padres	(619) 795-5265	(619)795-5266
Craig Hughner	795-5261	chughner@padres.com
Danny Sanchez	795-5136	dsanchez@padres.com
Darren Feeney	795-5293	dfeeney@padres.com
San Francisco Giants	(415) 972-2448	(415) 947-2800
Matt Chisholm	972-2441	mchisholm@sfgiants.com
Liam Connolly	972-2448	lconnolly@sfgiants.com
Washington Nationals	(202) 640-7439	(202) 640-7450
Kyle Brostowitz	640-7439	kyle.brostowitz@nationals.com
Melissa Strozza	640-7720	melissa.strozza@nationals.com

AL MEDIA/PUBLIC RELATIONS

	Phone	Fax\E-mail
Baltimore Orioles	(410) 547-6150	(410)547-6272
Kristen Hudak	547-6159	khudak@orioles.com
Jim Misudek	547-6106	jmisudek@orioles.com
Boston Red Sox	(617) 226-6613	(617) 226-6416
Kevin Gregg	226-6759	kgregg@redsox.com
Abby Murphy	226-6214	amurphy@redsox.com
Chicago White Sox	(312) 674-5300	(312)674-5116
Bob Beghtol	674-5303	bbeghtol@chisox.com
Ray Garcia	674-5306	rgarcia@chisox.com
Cleveland Indians	(216) 420-4380	(216)420-4396
Bart Swain	420-4386	bswain@indians.com
Court Berry-Tripp	420-4391	cberrytripp@indians.com
Detroit Tigers	(313) 471-2114	(313)471-2138
Chad Crunk	471-2092	chad.crunk@tigers.com
Houston Astros	(713) 259-8900	(713)259-8981
Gene Dias	259-8985	gdias@astros.com
Steve Grande	259-8990	sgrande@astros.com
Kansas City Royals	(816) 504-4368	(816)921-5775
Mike Swanson	504-4713	mike.swanson@royals.com
Mike Cummings	504-4368	mike.cummings@royals.com
LA Angels of Anaheim	(714) 940-2014	(714)940-2205
Tim Mead	940-2014	tim.mead@angels.com
Eric Kay	940-2173	eric.kay@angels.com
Minnesota Twins	(612) 375-1366	(612)375-7473
Dustin Morse	375-7470	dustinmorse@twinsbaseball.com
Mitch Hestad	375-3473	mitchhestad@twinsbaseball.com
New York Yankees	(718) 579-4460	(718)293-8414
Jason Zillo	579-4515	jzillo@yankees.com
Michael Margolis	579-4503	mmargolis@yankees.com
Oakland Athletics	(510) 562-1633	(510) 562-1633
Fernando Alcalá	563-2236	falcala@oaklandathletics.com
Mike Selleck	563-2233	selleck@athletics.com
Seattle Mariners	(206) 346-4000	(206)346-4400
Tim Hevly	346-4402	thevly@seattlemariners.com
Kelly Munro	346-4401	kmunro@seattlemariners.com
Tampa Bay Rays	(727) 825-3129	(727) 825-3111
Dave Haller	825-3485	dhaller@raysbaseball.com
Craig Vanderkam	825-3473	cvanderkam@raysbaseball.com
Texas Rangers	(817) 273-5203	(817)273-5110
John Blake	273-5208	jblake@texasrangers.com
Rich Rice	273-5204	rrice@texasrangers.com
Toronto Blue Jays	(416) 341-1301/02	(416)341-1250
Jay Stenhouse	341-1248	jay.stenhouse@bluejays.com



LA



Spectrum

SECURITY BENEFIT



35
5
3
ROBERTS
30

LOWMEYER
17
6

HISTORY & RECORDS



Cody Bellinger established a new National League rookie home run record after slugging 39 home runs in 2017 en route to a unanimous Rookie of Year selection. Bellinger is the 18th Dodger to win Rookie of the Year, the most of any MLB franchise.

BROOKLYN/LOS ANGELES DODGERS NL RECORD (1890-2017)

YEAR	POS.	W-L	GB	MANAGER	PENNANT WINNER	YEAR	POS.	W-L	GB	MANAGER	PENNANT WINNER
1890	1st	86-43	+6.5	William McGunnigle	Brooklyn	1960	4th	82-72	13	Walter Alston	Pittsburgh (WC)
1891	6th	61-76	25.5	John Montgomery Ward	Boston	1961	2nd	89-65	4	Walter Alston	Cincinnati
1892	3rd	95-59	8	John Montgomery Ward	Boston	1962	2nd+	102-63	1	Walter Alston	San Francisco
1893	6th**	65-63	20.5	Dave Foutz	Boston	1963	1st	99-63	+6	Walter Alston	Los Angeles (WC)
1894	5th	70-61	17.5	Dave Foutz	Baltimore	1964	6th**	80-82	13	Walter Alston	St. Louis (WC)
1895	5th**	71-60	16.5	Dave Foutz	Baltimore	1965	1st	97-65	+2	Walter Alston	Los Angeles (WC)
1896	9th**	58-73	33	Dave Foutz	Baltimore	1966	1st	95-67	+1.5	Walter Alston	Los Angeles
1897	6th**	61-71	32	William Barnie	Boston	1967	8th	73-89	28.5	Walter Alston	St. Louis (WC)
1898	10th	54-91	46	Barnie/Mike Griffin/C.H. Ebbets	Boston	1968	7th**	76-86	21	Walter Alston	St. Louis
1899	1st	101-47	+8	Ned Hanlon	Brooklyn	1969	4th	85-77	8	Walter Alston	New York (WC)
1900	1st	82-54	+4.5	Ned Hanlon	Brooklyn	1970	2nd	87-74	14.5	Walter Alston	Cincinnati
1901	3rd	79-57	9.5	Ned Hanlon	Pittsburgh	1971	2nd	89-73	1	Walter Alston	Pittsburgh (WC)
1902	2nd	75-63	27.5	Ned Hanlon	Pittsburgh	1972	3rd**	85-70	10.5	Walter Alston	Cincinnati
1903	5th	70-66	19	Ned Hanlon	Pittsburgh	1973	2nd	95-66	3.5	Walter Alston	New York
1904	6th	56-97	50	Ned Hanlon	New York	1974	1st	102-60	+4	Walter Alston	Los Angeles
1905	8th	48-104	56.5	Ned Hanlon	New York (WC)	1975	2nd	88-74	20	Walter Alston	Cincinnati (WC)
1906	5th	66-86	50	Patsy Donovan	Chicago	1976	2nd	92-70	10	Walter Alston	Cincinnati (WC)
1907	5th	65-83	40	Patsy Donovan	Chicago (WC)	1977	1st	98-64	+10	Tommy Lasorda	Los Angeles
1908	7th	53-101	46	Patsy Donovan	Chicago (WC)	1978	1st	95-67	+2.5	Tommy Lasorda	Los Angeles
1909	6th	55-98	55.5	Harry Lumley	Pittsburgh (WC)	1979	3rd	79-83	11.5	Tommy Lasorda	Pittsburgh (WC)
1910	6th	64-90	40	Bill Dahlen	Chicago	1980	2nd+	92-71	1	Tommy Lasorda	Philadelphia (WC)
1911	7th	64-86	33.5	Bill Dahlen	New York	1981	1st x	36-21	+0.5	Tommy Lasorda	Los Angeles (WC)
1912	7th	58-95	46	Bill Dahlen	New York		4th xx	27-26	6		
1913	6th	65-84	34.5	Bill Dahlen	New York	1982	2nd	88-74	1	Tommy Lasorda	St. Louis (WC)
1914	5th	75-79	19.5	Wilbert Robinson	Boston (WC)	1983	1st	91-71	+3	Tommy Lasorda	Philadelphia
1915	3rd	80-72	10	Wilbert Robinson	Philadelphia	1984	4th	79-83	13	Tommy Lasorda	San Diego
1916	1st	94-60	+2.5	Wilbert Robinson	Brooklyn	1985	1st	95-67	+5.5	Tommy Lasorda	St. Louis
1917	7th	70-81	26.5	Wilbert Robinson	New York	1986	5th	73-89	23	Tommy Lasorda	New York (WC)
1918	5th	57-69	25.5	Wilbert Robinson	Chicago	1987	4th	73-89	17	Tommy Lasorda	St. Louis
1919	5th	69-71	27	Wilbert Robinson	Cincinnati (WC)	1988	1st	94-67	+7	Tommy Lasorda	Los Angeles (WC)
1920	1st	93-61	+7	Wilbert Robinson	Brooklyn	1989	4th	77-83	14	Tommy Lasorda	San Francisco
1921	5th	77-75	16.5	Wilbert Robinson	New York (WC)	1990	2nd	86-76	5	Tommy Lasorda	Cincinnati (WC)
1922	6th	76-78	17	Wilbert Robinson	New York (WC)	1991	2nd	93-69	1	Tommy Lasorda	Atlanta
1923	6th	76-78	19.5	Wilbert Robinson	New York	1992	6th	63-99	35	Tommy Lasorda	Atlanta
1924	2nd	92-62	1.5	Wilbert Robinson	New York	1993	4th	81-81	23	Tommy Lasorda	Philadelphia
1925	6th**	68-87	27	Wilbert Robinson	Pittsburgh (WC)	1994	1st	58-56	+3.5	Tommy Lasorda	N/A
1926	6th	71-82	17.5	Wilbert Robinson	St. Louis (WC)	1995	1st	78-66	+1	Tommy Lasorda	Atlanta (WC)
1927	6th	65-88	28.5	Wilbert Robinson	Pittsburgh	1996	2nd#	90-72	1	Lasorda/Russell	Atlanta
1928	6th	77-76	17.5	Wilbert Robinson	St. Louis	1997	2nd	88-74	2	Bill Russell	Florida (WC)
1929	6th	70-83	28.5	Wilbert Robinson	Chicago	1998	3rd	83-79	15	Russell/Glenn Hoffman	San Diego
1930	4th	86-68	6	Wilbert Robinson	St. Louis	1999	3rd	77-85	23	Davey Johnson	Atlanta
1931	4th	79-73	21	Wilbert Robinson	St. Louis (WC)	2000	2nd	86-76	11	Davey Johnson	New York
1932	3rd	81-73	9	Max Carey	Chicago	2001	3rd	86-76	6	Jim Tracy	Arizona (WC)
1933	6th	65-88	26.5	Max Carey	New York (WC)	2002	3rd	92-70	6	Jim Tracy	San Francisco
1934	6th	71-81	23.5	Casey Stengel	St. Louis (WC)	2003	2nd	85-77	15.5	Jim Tracy	Florida (WC)
1935	5th	70-83	29.5	Casey Stengel	Chicago	2004	1st	93-69	+2	Jim Tracy	St. Louis
1936	7th	67-87	25	Casey Stengel	New York	2005	4th	71-91	11	Jim Tracy	Houston
1937	6th	62-91	33.5	Burleigh Grimes	New York	2006	1st**	88-74	+11.5	Grady Little	St. Louis (WC)
1938	7th	69-80	18.5	Burleigh Grimes	Chicago	2007	4th	82-80	8	Grady Little	Colorado
1939	3rd	84-69	12.5	Leo Durocher	Cincinnati	2008	1st	84-78	+2	Joe Torre	Philadelphia (WC)
1940	2nd	88-65	12	Leo Durocher	Cincinnati (WC)	2009	1st	95-67	+3	Joe Torre	Philadelphia
1941	1st	100-54	+2.5	Leo Durocher	Brooklyn	2010	4th	80-82	12	Joe Torre	San Francisco (WC)
1942	2nd	104-50	2	Leo Durocher	St. Louis (WC)	2011	3rd	82-79	11.5	Don Mattingly	St. Louis (WC)
1943	3rd	81-72	23.5	Leo Durocher	St. Louis	2012	2nd	86-76	8.0	Don Mattingly	San Francisco (WC)
1944	7th	63-91	42	Leo Durocher	St. Louis (WC)	2013	1st	92-70	+11.0	Don Mattingly	St. Louis
1945	3rd	87-67	11	Leo Durocher	Chicago	2014	1st	94-68	+6.0	Don Mattingly	San Francisco (WC)
1946	2nd+	96-60	2	Leo Durocher	St. Louis (WC)	2015	1st	92-70	+8.0	Don Mattingly	New York
1947	1st	94-60	+5	Clyde Sukeforth/Burt Shotton	Brooklyn	2016	1st	91-71	+4.0	Dave Roberts	Chicago (WC)
1948	3rd	84-70	7.5	Durocher/Shotton	Boston	2017	1st	104-58	+11.0	Dave Roberts	Los Angeles
1949	1st	97-57	+1	Burt Shotton	Brooklyn						
1950	2nd	89-65	2	Burt Shotton	Philadelphia	Totals 1890-2017		10,366-9,337			.526
1951	2nd+	97-60	1	Charlie Dressen	New York	1900-2017		9,644-8,693			.526
1952	1st	96-57	+4.5	Charlie Dressen	Brooklyn	1958-2017		5,152-4,411			.539
1953	1st	105-49	+13	Charlie Dressen	Brooklyn						
1954	2nd	92-62	5	Walter Alston	New York (WC)						
1955	1st	98-55	+13.5	Walter Alston	Brooklyn (WC)						
1956	1st	93-61	+1	Walter Alston	Brooklyn						
1957	3rd	84-70	11	Walter Alston	Milwaukee (WC)						
1958	7th	71-83	21	Walter Alston	Milwaukee						
1959	1st+	88-68	+2	Walter Alston	Los Angeles (WC)						

** Tied
 †Tied for first at end of regular season but lost playoffs.
 ††Won playoff and World Championship
 WC-World Champions
 #-Wild Card Berth
 x-First Half
 xx-Second Half

Since 1900: 1st (32), 2nd (24), 3rd (15), 4th (11), 5th (9), 6th (16), 7th (9), 8th (2)

HISTORY & RECORDS

BROOKLYN/LOS ANGELES DODGERS INDIVIDUAL SINGLE-SEASON RECORDS

BATTING RECORDS:

Highest Batting Average	393
Babe Herman (1930)	
Highest Slugging Percentage	678
Babe Herman (1930)	
Highest On-Base Percentage	455
Babe Herman (1930)	
Most Games	**165
Maury Wills (1962)	
Most Games (Brooklyn)	158
Carl Furillo, Gil Hodges (1951)	
Most At-Bats	695
Maury Wills (1962)	
Most At-Bats (Brooklyn)	667
Carl Furillo (1951)	
Most Runs	148
Hub Collins (1890)	
Since 1900	143
Babe Herman (1930)	
Most Hits	241
Babe Herman (1930)	
Most Singles	187
Wee Willie Keeler (1899)	
Since 1900	179
Wee Willie Keeler (1900)	
Maury Wills (1962)	
Most Doubles	52
John Frederick (1929)	
Most Triples	26
George Treadway (1894)	
Since 1900	22
Hy Myers (1920)	
Most Home Runs	
(Left-Handed Batter)	49
Shawn Green (2001)	
Most Home Runs	
(Right-Handed Batter)	48
Adrian Beltre (2004)	
Most Home Runs At Home	25
Gil Hodges (1954)	
Duke Snider (1956)	
Most Home Runs On The Road	30
Shawn Green (2001)	
Most Home Runs In One Month	15
Duke Snider (August, 1953)	
Pedro Guerrero (June, 1985)	
Most Home Runs, Rookie Season	39
Cody Bellinger (2017)	
Most Grand Slams	3
Kal Daniels (1990)	
Mike Piazza (1998)	
Adrian Beltre (2004)	
Matt Kemp (2009)	
Chris Taylor (2017)	
Most Extra-Base Hits	94
Babe Herman (1930)	
Most Total Bases	416
Babe Herman (1930)	
Most Runs Batted In	153
Tommy Davis (1962)	
Most Runs Batted In (Brooklyn)	142
Roy Campanella (1953)	
Most Walks	148
Eddie Stanky (1945)	
Most Strikeouts	170
Matt Kemp (2010)	
Joc Pederson (2015)	

Most Strikeouts (Brooklyn)	115
Dolph Camilli (1941)	
Fewest Strikeouts (150 Games)	15
Jim Johnston (1923)	
Most Hit By Pitch	20
Hughie Jennings (1900)	
Most Sacrifices	
(including sacrifice flies)	39
Jake Daubert (1915)	
Most Sacrifice Hits	32
Jim Casey (1907)	
Most Sacrifice Flies	**19
Gil Hodges (1954)	
Most Stolen Bases	104
Maury Wills (1962)	
Most Stolen Bases (Brooklyn)	88
Monte Ward (1892)	
Since 1900	67
Jimmy Sheppard (1903)	
Most Stolen Bases of Home	7
Pete Reiser (1947)	
Most Pinch-Hits	18
Dave Hansen (1993)	
Most Pinch-Hits (Brooklyn)	16
Sid Gautreaux (1936)	
Most Pinch-Homers	7
Dave Hansen (2000)	
Most Grounded Into Double Plays	27
Carl Furillo (1956) and Eric Karros (1996)	
Fewest Grounded Into Double Plays	0
Chase Utley (2016 - 512 at-bats)	

PITCHING RECORDS:

Most Victories - (Right-Hander)	30
Tom Lovett (1890)	
Since 1900	29
Joe McGinnity (1900)	
Most Victories - (Left-Hander)	27
Sandy Koufax (1966)	
Most Victories - (Left-Hander-Brooklyn)	
Nap Rucker (1911)	
22	
Highest Winning Percentage	
(Los Angeles)	933 (14-1)
Phil Regan (1966)	
Highest Winning Percentage	
(Brooklyn)	889 (16-2)
Fred Fitzsimmons (1940)	
Highest Winning Percentage	
(20-Game Winner)	880 (22-3)
Preacher Roe (1951)	
Lowest Earned Run Average	1.58
Rube Marquard (1916)	
Most Games Lost	27
George Bell (1910)	
Most Games	**106
Mike Marshall (1974)	
Most Games (Brooklyn)	62
Clem Labine (1956)	
Most Games Started	44
Bill Terry (1890)	
George Haddock (1892)	
Brickyard Kennedy (1893)	
Since 1900	42
Don Drysdale (1963 and 1965)	
Most Complete Games	40
Brickyard Kennedy (1893)	
Since 1900	38
Oscar Jones (1904)	

Most Games Finished	83
Mike Marshall (1974)	
Most Games Finished (Brooklyn)	47
Clem Labine (1956)	
Most Innings Pitched	382.2
Brickyard Kennedy (1893)	
Since 1900	377.0
Oscar Jones (1904)	
Most Innings Pitched, Reliever	**208.0
Mike Marshall (1974)	
Most Saves	55
Eric Gagné (2003)	
Most Saves (Brooklyn)	24
Jim Hughes (1954)	
Most Strikeouts	382
Sandy Koufax (1965)	
Most Strikeouts (Brooklyn)	262
Dazzy Vance (1924)	
Most Base on Balls	151
Bill Donovan (1901)	
Most Hit Batsmen	41
Joe McGinnity (1900)	
Most Wild Pitches	17
Sandy Koufax (1958)	
Darren Dreifort (2000)	
Most Wild Pitches (Brooklyn)	15
Larry Cheney (1916)	
Most Runs Allowed	188
Harry McIntyre (1905)	
Most Earned Runs Allowed	138
Burleigh Grimes (1925)	
Most Hits Allowed	364
Joe McGinnity (1900)	
Most Home Runs Allowed	38
Don Sutton (1970)	
Most Home Runs (Brooklyn)	35
Don Newcombe (1955)	
Most Shutouts (Left-Hander)	11
Sandy Koufax (1963)	
Most Shutouts (Right-Hander)	9
Don Sutton (1972)	
Most Shutouts (Brooklyn)	7
Burleigh Grimes (1918)	
Whit Wyatt (1941)	

FIELDING RECORDS:

Most Putouts	1,606
Steve Garvey (1977)	
Most Assists	560
Bill Russell (1973)	
Most Total Chances	1,669
Steve Garvey (1977)	
Most Double Plays	171
Gil Hodges (1951)	
Highest Fielding Average	
(By an Infielder)	998
Steve Garvey (1976) 1653 chances	
Highest Fielding Average	
(By an Outfielder, min. 300 chances) ..	1,000
Brett Butler (1991) 380 chances	
Brett Butler (1993) 375 chances	
Fewest Errors	
(By an Infielder)	
Adrián González (2016) 1192 chances	
2	
(By an Outfielder, min. 300 chances)	
Brett Butler (1991) 380 chances	
0	
Brett Butler (1993) 375 chances	
Most Errors	107
Bill Joyce (1891)	

LOS ANGELES INDIVIDUAL SINGLE-SEASON RECORDS (1958-2017)

BATTING RECORDS:

Highest Batting Average (Right-Handed).....	362
Mike Piazza (1997)	
Highest Batting Average (Left-Handed).....	328
Wally Moon (1961)	
Highest Slugging Pct. (Left-Handed).....	615
Reggie Smith (1977)	
Highest Slugging Pct. (Right-Handed).....	643
Gary Sheffield (2000)	
Highest On-Base Percentage	438
Wally Moon (1960)	
Gary Sheffield (2000)	
Most Games	**165
Maury Wills (1962)	
Most At-Bats	695
Maury Wills (1962)	
Most Runs	130
Maury Wills (1962)	
Most Hits	230
Tommy Davis (1962)	
Most Singles	179
Maury Wills (1962)	
Most Doubles	49
Shawn Green (2003)	
Most Triples	16
Willie Davis (1970)	
Most Home Runs (Right-Handed)	48
Adrian Beltre (2004)	
Most Home Runs (Left-Handed)	49
Shawn Green (2001)	
Most Home Runs, One Month	15
Pedro Guerrero (June, 1985)	
Most Home Runs At Home	23
Gary Sheffield (2000)	
Adrian Beltre (2004)	
Most Home Runs On The Road	30
Shawn Green (2001)	
Most Grand Slams	3
Kal Daniels (1990)	
Mike Piazza (1998)	
Adrian Beltre (2004)	
Matt Kemp (2009)	
Chris Taylor (2017)	
Most Extra-Base Hits	84
Shawn Green (2001)	
Most Total Bases	376
Adrian Beltre (2004)	
Most Runs Batted In	153
Tommy Davis (1962)	
Most Bases on Balls	110
Jimmy Wynn (1975)	

Most Strikeouts	170
Matt Kemp (2010), Joc Pederson (2015)	
Fewest Strikeouts (150 Games)	28
Jim Gilliam (1960)	
Most Hit By Pitch	19
Justin Turner (2017)	
Most Sacrifices (including sacrifice flies)	33
Jose Offerman (1993)	
Most Sacrifice Hits	25
Jose Offerman (1993)	
Most Sacrifice Flies	13
Reggie Smith (1978)	
Most Stolen Bases	104
Maury Wills (1962)	
Most Caught Stealing	31
Maury Wills (1965)	
Most Pinch-Hits	18
Dave Hansen (1993)	
Most GDP	27
Eric Karros (1996)	
Fewest GDP	0
Chase Utley (2016- 512 AB)	

Most Strikeouts (RHP)	251
Don Drysdale (1963)	
Most Bases on Balls	124
Fernando Valenzuela (1987)	
Chan Ho Park (2000)	
Most Hit Batsmen	20
Don Drysdale (1961)	
Chan Ho Park (2001)	
Most Wild Pitches	17
Sandy Koufax (1958)	
Darren Dreifort (2000)	
Most Runs Allowed	127
Don Sutton (1970)	
Most Earned Runs Allowed	118
Don Sutton (1970)	
Most Hits Allowed	298
Claude Osteen (1967)	
Most Home Runs Allowed	38
Don Sutton (1970)	
Most Shutouts (Left-Hander)	11
Sandy Koufax (1963)	
Most Shutouts (Right-Hander)	9
Don Sutton (1972)	

PITCHING RECORDS:

Most Wins (Right-Hander)	25
Don Drysdale (1962)	
Most Wins (Left-Hander)	27
Sandy Koufax (1966)	
Most Wins (Reliever)	16
Ron Perranoski (1963)	
Highest Winning Percentage933 (14-1) Phil Regan (1966)
Lowest Earned Run Average	1.66
Zack Greinke (2015)	
Most Losses	18
Claude Osteen (1968) and Don Sutton (1969)	
Most Games	**106
Mike Marshall (1974)	
Most Games Started	42
Don Drysdale (1963 and 1965)	
Most Complete Games	27
Sandy Koufax (1965 and 1966)	
Most Games Finished (RHP)	83
Mike Marshall (1974)	
Most Games Finished (LHP)	52
Ron Perranoski (1964)	
Most Innings Pitched	335.2
Sandy Koufax (1965)	
Most Innings Pitched, Reliever	**208.0
Mike Marshall (1974)	
Most Saves	55
Eric Gagné (2003)	
Most Strikeouts (LHP)	382
Sandy Koufax (1965)	

FIELDING RECORDS:

Most Putouts	1606
Steve Garvey (1977)	
Most Assists	560
Bill Russell (1973)	
Most Total Chances	1669
Steve Garvey (1977)	
Most Double Plays	138
Steve Garvey (1976)	
Highest Fielding Percentage (By an Infielder).....	998
Steve Garvey (1976) 1653 chances	
Highest Fielding Percentage (By an Outfielder, min. 300 chances) ...	*1,000
Brett Butler (1991) 380 chances	
Brett Butler (1993) 375 chances	
Fewest Errors	2
(By an Infielder).....	
Adrian Gonzalez (2016) 1192 chances	
(By an Outfielder, min. 300 chances).....	*0
Brett Butler (1991) 380 chances	
Brett Butler (1993) 375 chances	
Most Errors	42
Jose Offerman (1992)	

*Co-holds Major League record for an outfielder with 150 or more games

DODGER ROOKIE RECORDS (1890-2017)

BATTING:

Games Played	159
Ted Sizemore (1969)	
At-Bats	638
Steve Sax (1982)	
Runs	127
Johnny Frederick (1929)	
Hits	206
Johnny Frederick (1929)	
Batting Average	353
Felder Jones (1896)	
Slugging Average	581
Cody Bellinger (2017)	
Singles	146
Steve Sax (1982)	
Doubles	**52
Johnny Frederick (1929)	

Triples	18
Harry Lumley (1904)	
Home Runs	139
Cody Bellinger (2017)	
RBI	112
Mike Piazza (1993)	
Extra-Base Hits	82
Johnny Frederick (1929)	
Total Bases	342
Johnny Frederick (1929)	
Walks	100
Jim Gilliam (1953)	
Strikeouts	170
Joc Pederson (2015)	
Fewest Strikeouts	**17
Buddy Hassett (1936)	

Stolen Bases	49
Steve Sax (1982)	
Sacrifice Hits	*28
Jackie Robinson (1947)	

PITCHING:

Games	74
Yhency Brazoban (2005)	
Games Started	36
Henry Schmidt and Oscar Jones (1903)	
Complete Games	32
Joe Yeager (1898)	
Wins	23
Jeff Pfeffer (1914)	
Losses	25
Harry McIntyre (1905)	

Legend for Dodger records: *Major League Record *Co-Holds Major League Record †NL Record †Co-Holds NL Record †Modern NL Record
 †Co-Holds Modern NL Record †Major League Record for 162-game season **Bold Type** - Current Dodger

DODGER ROOKIE RECORDS (1890-2017) (CONTINUED)

Highest Winning Percentage789 (15-4) Joe Black (1952)	Most Hits Allowed340 Harry McIntyre (1905)	Shutouts8 Fernando Valenzuela (1981)
Lowest ERA1.97 Jeff Pfeffer (1914)	Most Walks Allowed137 Hal Gregg (1944)	Saves24 Takashi Saito (2006)
Innings324 Oscar Jones (1903)	Strikeouts236 Hideo Nomo (1995)	

BROOKLYN/LOS ANGELES SINGLE-SEASON CLUB BATTING RECORDS

Highest Batting Average313 (1894) Since 1900......304 (1930)	Most Triples130 (1894) Since 1900......99 (1920)	Most Stolen Bases409 (1892) Since 1900......274 (1900)
Most Games165 (1962)	Most Home Runs221 (2017)	Most Hit by Pitch125 (1899) Since 1900......81 (1900)
Most At-Bats5642 (1982)	Most Grand Slams10 (2004)	Most Left On Base1278 (1947)
Most Runs1021 (1894) Since 1900......955 (1953)	Most Pinch-Homers12 (2000)	Most Walks732 (1947)
Most Hits1654 (1930)	Most RBI887 (1953)	Most Intentional BB91 (1956)
Most Extra-Base Hits553 (2017)	Most Total Bases2545 (1953)	Most Strikeouts1380 (2017)
Most Singles1223 (1925)	Highest Slugging Pct.474 (1953)	Fewest Strikeouts318 (1922)
Most Doubles312 (2017)	Highest On-Base Pct.378 (1894) Since 1900......366 (1953)	

LOS ANGELES SINGLE-SEASON CLUB BATTING RECORDS

Highest Batting Average276 (2006)	Most Grand Slams10 (2004)	Most Hit by Pitch72 (2003)
Most Games165 (1962)	Most Pinch-Hits81 (1992)	Most Walks668 (2000)
Most At-Bats5642 (1982)	Most Pinch-Homers12 (2000)	Most Strikeouts1380 (2017)
Most Runs842 (1962)	Most RBI787 (2006)	Fewest Strikeouts744 (1976)
Most Hits1552 (2006)	Most Total Bases2364 (2006)	Most Sacrifices164 (1964)
Most Singles1128 (1970)	Most Extra-Base Hits553 (2017)	Most Sacrifice Hits120 (1964)
Most Doubles312 (2017)	Highest Slugging Pct.437 (2017)	Most Sacrifice Flies64 (1974)
Most Triples67 (1970)	Highest On-Base Pct.348 (2006)	Fewest GDP79 (1965)
Most Home Runs221 (2017)	Most Stolen Bases198 (1962)	Most Left on Base1224 (2009)

BROOKLYN SINGLE-SEASON CLUB BATTING RECORDS

Highest Batting Average313 (1894)	Most Home Runs208 (1953)	Most Stolen Bases409 (1892)
Most Games157 (1951)	Most Grand Slams8 (1952)	Most Hit by Pitch125 (1899) Since 1900......81 (1900)
Most At-Bats5574 (1936)	Most Pinch-Homers7 (1932)	Most Walks732 (1947)
Most Runs955 (1953)	Most RBI887 (1953)	Most Intentional Walks91 (1956)
Most Hits1654 (1930)	Most Total Bases2545 (1953)	Most Strikeouts848 (1957)
Most Singles1223 (1925)	Most Extra-Base Hits541 (1953)	Fewest Strikeouts318 (1922)
Most Doubles303 (1930)	Highest Slugging Pct.474 (1953)	
Most Triples130 (1894)	Highest On-Base Pct.378 (1894)	

BROOKLYN/LOS ANGELES SINGLE-SEASON CLUB PITCHING RECORDS

Most Saves58 (2003)	Most Hits Allowed1608 (1925)	Lowest ERA2.12 (1916)
Most Complete Games135 (1904)	Fewest Hits Allowed1024 (1918)	Most Wild Pitches76 (2009)
Most Innings Pitched1491 (1973)	Fewest Walks Allowed258 (1919)	Most Homers Allowed192 (1999)
Most Runs Allowed1007 (1894)	Most Walks Allowed671 (1946)	Fewest Homers Allowed10 (1902)
Fewest Runs Allowed463 (1918)	Most Strikeouts1549 (2017)	Most Hit Batters75 (2000)
Most Earned Runs Allowed743 (1929)	Fewest Strikeouts216 (1895)	Most Balks30 (1988)
Fewest Earned Runs Allowed336 (1916)	Most Shutouts24 (1963, 1988)	

LOS ANGELES SINGLE-SEASON CLUB PITCHING RECORDS

Most Saves58 (2003)	Most Hits Allowed1524 (2006)	Most Homers Allowed192 (1999)
Most Complete Games58 (1965)	Fewest Walks Allowed356 (1966)	Fewest Homers Allowed65 (1968)
Most Innings Pitched1491 (1973)	Most Walks Allowed614 (1959)	Most Hit Batters75 (2000)
Most Runs Allowed787 (1999)	Most Strikeouts1549 (2017)	Most Balks30 (1988)
Fewest Runs Allowed490 (1966)	Fewest Strikeouts747 (1976)	Most Intentional Walks101 (1967)
Most Earned Runs Allowed718 (1999)	Most Shutouts24 (1963, 1988)	Fewest Intentional Walks9 (1974)
Fewest Earned Runs Allowed425 (1966)	Lowest ERA2.62 (1966)	
Fewest Hits Allowed196 (1972)	Most Wild Pitches76 (2009)	

BROOKLYN SINGLE-SEASON CLUB PITCHING RECORDS

Most Saves37 (1955)	Most Hits Allowed1608 (1925)	Most Homers Allowed171 (1956)
Most Complete Games135 (1904)	Fewest Walks Allowed258 (1919)	Fewest Homers Allowed10 (1902)
Most Innings Pitched1433 (1940)	Most Walks Allowed671 (1946)	Most Hit Batters68 (1903)
Most Runs Allowed1007 (1894)	Most Strikeouts891 (1957)	Most Balks12 (1950)
Fewest Runs Allowed463 (1918)	Fewest Strikeouts216 (1895)	
Most Earned Runs Allowed743 (1929)	Most Shutouts22 (1906, 1916)	
Fewest Earned Runs Allowed336 (1916)	Lowest ERA2.12 (1916)	
Fewest Hits Allowed1024 (1918)	Most Wild Pitches70 (1894)	

BROOKLYN/LOS ANGELES SINGLE-SEASON CLUB FIELDING RECORDS

Highest Fielding Pct.988 (2004, 2015)	Fewest Assists1367 (2017)	Most Double Plays 198 (1958)
Lowest Fielding Pct.924 (1891)	Most Total Chances 6550 (1982)	Fewest Double Plays 73 (1891, 1906)
Since 1900937 (1905)	Fewest Total Chances 5845 (1938)	Fewest Passed Balls 4 (33, '51, '53-54)
Most Putouts4480 (2005)	Most Errors 432 (1891)	Most Passed Balls71 (1892)
Fewest Putouts 3992 (1938)	Since 1900408 (1905)	Most Consecutive Errorless Games
Most Assists1946 (1982)	Fewest Errors73 (2004)13 (June 14-26, 2015)

LOS ANGELES SINGLE-SEASON CLUB FIELDING RECORDS

Highest Fielding Pct.988 (2004, 2015)	Most Total Chances 6550 (1982)	Most Passed Balls24 (1973)
Lowest Fielding Pct.970 (1962)	Fewest Total Chances 5882 (1961)	Fewest Passed Balls5 (2007, 2009)
Most Putouts4480 (2005)	Most Errors193 (1962)	Most Consecutive Errorless Games
Fewest Putouts4105 (1958)	Fewest Errors73 (2004)13 (June 14-26, 2015)
Most Assists1946 (1982)	Most Double Plays 198 (1958)	
Fewest Assists1367 (2017)	Fewest Double Plays101 (2016)	

BROOKLYN/LOS ANGELES CLUB GENERAL RECORDS

Most Games Played165 (1962)	Fewest Games Lost at Home:	Worst Road Winning Percentage:
Most Games Won:	Brooklyn 17 (1953)	Brooklyn250 (19-57, 1905)
Brooklyn105 (1953)	Los Angeles24 (2017)	Los Angeles321 (26-55, 1992)
Los Angeles104 (2017)	Most Games Lost at Home:	Most Night Games Won:
Most Games Lost:	Brooklyn50 (1908)74 (2017)
Brooklyn105 (1905)	Los Angeles44 (1992, 99)	Most Extra-Inning Games:
Los Angeles99 (1992)	Best Winning Percentage at Home:	Brooklyn25 (1910)
Best Winning Percentage:	Brooklyn779 (60-17, 1953)	Record: 10-14-1
Brooklyn682 (105-49, 1953)	Los Angeles704 (57-24, 2017)	LA27 (1967)
Los Angeles642 (104-58, 2017)	Worst Winning Percentage at Home:	Record: 10-17
Worst Winning Percentage:	Brooklyn351 (27-50, 1908)	Most Extra-Inning Games Won:
Brooklyn316 (48-104, 1905)	Los Angeles457 (37-44, 1992, 99)15 (1973)
Los Angeles389 (63-99, 1992)	Most Games Won on the Road:	Most Extra-Inning Games Lost:
Most Games Won in a Month:	Brooklyn51 (1952)17 (1967)
Brooklyn25 (July 1947, Aug. 1953)	Los Angeles50 (1974)	Most Wins from a Club at Home:
Los Angeles23 (Aug. 2013)	Fewest Games Won on the Road:16 vs. Pittsburgh (1890)**
Most Games Lost in a Month:	Brooklyn19 (1905)	Most Wins from a Club on the Road:
Brooklyn27 (Sept. 1908)	Los Angeles26 (1992)11 vs. Philadelphia (1945)*
Los Angeles20 (July 1968,	Most Games Lost on the Road:	Most Years Played:
June 79, Sept.-Oct. 92)	Brooklyn57 (1905)	Zack Wheat (1909-1926) and
Most Games Won at Home:	Los Angeles55 (1992)	Bill Russell (1969-1986)
Brooklyn60 (1953)	Fewest Games Lost on the Road:	Most Postponed Games:
Los Angeles57 (2017)	Brooklyn24 (1952)	Brooklyn20 (1952)
Fewest Games Won at Home:	Los Angeles31 (1974, 88)	Los Angeles8 (1976)
Brooklyn27 (1908)	Best Winning Percentage on the Road:	Most Players Used in a Season:
Los Angeles37 (1992, 99)	Brooklyn680 (51-24, 1952)	Brooklyn55 (1944)
	Los Angeles617 (50-31, 1974)	Los Angeles55 (2015, 2016)
		Most Come-From Behind Wins:
		Brooklyn52 (1953)
		Los Angeles53 (2004)

BROOKLYN/LOS ANGELES CONSECUTIVE RECORDS

Individual Pitching:	Strikeouts, 1st Major League Game: 6	Most Saves Converted**84
Shutout Innings:**59	Karl Spooner	Eric Gagné
Orel Hershiser (Aug. 30-Sept. 28, '88)	(Sept. 22, 1954 vs. New York Giants)	(Aug. 28, 2002 - July 3, 2004)
Shutouts:**6	Pete Richert	
Don Drysdale (May 14-June 4, 1968)	(April 12, 1962 vs. Cincinnati)	Individual Batting:
Games Pitched, Reliever:13	Strikeouts at the Start of a Game:9	Hitting Streak
Mike Marshall (June 18-July 3, 1974)	Aaron Harang	Brooklyn29
Games Won in a Season:	(April 13, 2012 vs. San Diego)	Zack Wheat (Aug. 20-Sept. 16, 1916)
Los Angeles:13	Most Strikeouts, 2 Consec. Games:31	Los Angeles31
Phil Regan (May 17-Sept. 23, 1966)	Sandy Koufax (Aug. 24 and 31, 1959)	Willie Davis (Aug. 1-Sept. 3, 1969)
Brooklyn:15	Most Strikeouts, 3 Consec. Games:41	Reached Base Safely in a Game:7
Dazzy Vance (July 11-Sept. 18, 1924)	Sandy Koufax	Cookie Lavagetto
Wins in a Season (Starting Pitcher):	(Aug. 24, 31 and Sept. 6, 1959)	(Sept. 23, 1939 at Philadelphia)
Los Angeles:12	Most Strikeouts, 4 Consec. Games:50	Reached Base Safely:14
Burt Hooton (July 24 - Sept. 26, 1975)	Hideo Nomo	Pedro Guerrero (July 23-26, 1985)
Clayton Kershaw (May 6-Sept. 1, 2017)	(June 14, 19, 24 and 29, 1995)	Hits
Losses in a Season:	Most Walks, Inning6	Brooklyn10
Los Angeles:11	Brickyard Kennedy	Edward Konetchy
Rick Honeycutt (May 18-Aug. 22, 1987)	(Aug. 31, 1900 - 2nd inning)	(June 28, 29 and July 1, 1919)
Brooklyn:14	Most Strikeouts, 1st 2 Innings7	Los Angeles10
James Pastorius (1908)	Darren Dreifort	Andre Ethier (Aug. 22-25, 2012)
Strikeouts in a Game:9	(May 22, 2003 vs. Colorado)	Hits, 3 Games:12
Aaron Harang	Most Saves, Consecutive Games6	Wee Willie Keeler (June 19-21, 1901)
(April 13, 2012 vs. San Diego)	Eric Gagné (May 16-22, 2003)	Milton Stock (June 30 - July 2, 1925)
Strikeouts in a Game by a Reliever:6	Most Saves, One Season55‡	Rafael Furcal (May 13-15, 2007)
Pete Richert	Eric Gagné (2003)	Hits, 4 Games:16
(April 12, 1962 vs. Cincinnati)	Games Pitched, No Homers104	Milton Stock
Ron Perranoski	Joe Beimel (2008)	(June 30, July 1, 2 and 3, 1925)
(Sept. 12, 1966 vs. New York Mets)		

Legend for Dodger records: *Major League Record †Co-Holds Major League Record ‡NL Record 1Co-Holds NL Record §Modern NL Record
 §Co-Holds Modern NL Record ‡Major League Record for 162-game season **Bold Type** - Current Dodger

BROOKLYN/LOS ANGELES CONSECUTIVE RECORDS (CONTINUED)

<p>Extra-Base Hits: 5 Steve Garvey (Aug. 28, 1977 vs. St. Louis)</p> <p>Games with a Home Run: 5 Roy Campanella (June 11-17/1950) Shawn Green (July 21-25, 2001) Matt Kemp (Sept. 28-Oct. 3, 2010) Joc Pederson (May 31-June 3, 2015)</p> <p>Home Runs, Three Games: *7 Shawn Green (May 23-25, 2002)</p> <p>Games Played: 1,107 Steve Garvey (Sept. 3, 1975-end of 1982 season)</p> <p>Years Played All Games: 7 Steve Garvey (1976-1982)</p> <p>Stolen Bases: 38 Davey Lopes (June 10-Aug. 24, 1975)</p> <p>Games With Run Scored: 13 Zack Wheat (Aug. 18-Aug. 28, 1925)</p>	<p>CLUB BATTING:</p> <p>Games with a Homer: 24 (June 18-July 10, 1953)</p> <p>Batters Reached Safely in an Inning: **19 (May 21, 1952 vs. Cincinnati)</p> <p>Hits, Game: *12 (June 23, 1930 vs. Pittsburgh 6th and 7th innings)</p> <p>Hits in an Inning: *10 (June 23, 1930 vs. Pittsburgh, 6th inn.)</p> <p>Home Runs in an Inning: *4 (Sept. 18, 2006 vs. San Diego, 9th inn.)</p> <p>CLUB GENERAL:</p> <p>Games Won: 15 Brooklyn: (Aug. 29-Sept. 6, 1924)</p> <p>Los Angeles: 13 (May 21-June 1, 1962 and Sept. 16-30, 1965)</p> <p>Games Lost: 16 (1944) Brooklyn: Los Angeles: 11 (Sept. 2-11, 2017)</p> <p>Games Won From a Club on the Road: *18 vs. Pittsburgh (1945-1946)</p> <p>Doubleheaders Won in a Season: *4 (Sept. 1-4, 1924)</p> <p>Games with at Least One Double Play: 23 (Aug. 7-27, 1952)</p>
-----------------------------------------------------------------------------------------------------------------------------------------------------------------------------------------------------------------------------------------------------------------------------------------------------------------------------------------------------------------------------------------------------------------------------------------------------------------------------------------------------------------------------------------------------------------------------------------------------------------------------------------------------------------------------------------------------------------------------------------	-----------------------------------------------------------------------------------------------------------------------------------------------------------------------------------------------------------------------------------------------------------------------------------------------------------------------------------------------------------------------------------------------------------------------------------------------------------------------------------------------------------------------------------------------------------------------------------------------------------------------------------------------------------------------------------------------------------------------------------------------------------------------------------------------------------------------------------------------------------------------------------------------------------------------------------------------------------------------------------------------------------------------------------------------------

BROOKLYN/LOS ANGELES SINGLE-GAME RECORDS

<p>CLUB GENERAL:</p> <p>Longest Game by Innings: 26 May 1, 1920 at Boston Braves (Dodgers and Braves tied 1-1)</p> <p>Longest game in Major League History Los Angeles: 22 June 3, 1989 at Houston (Astros won 5-4) Aug. 23, 1989 at Montreal (Dodgers won 1-0)</p> <p>Longest Game by Innings at Home: 19 May 24, 1973 vs. New York (Mets won 7-3)</p> <p>Longest 9-Inn. Home Game, Time: 4:19 June 25, 2017 vs. Colorado</p> <p>Longest 9-Inn. Road Game, Time: **4:27 Oct. 5, 2001 at San Francisco</p> <p>Longest Extra-Inn. Road Game, Time: 7:14 June 3, 1989 at Houston Longest night game in N.L. history</p> <p>Longest Extra-Inn. Home Game, Time: 5:42 May 24, 1973 vs. New York</p> <p>Shortest Road Game, Time: 0:55 Sept. 21, 1919 at Cincinnati</p> <p>Shortest Home Game, Time: 1:30 May 20, 1972 vs. Houston</p> <p>Most Players Used: 28 Sept. 13, 1982 vs. San Diego 16 innings Sept. 15, 2015 vs. Colorado 16 innings (NL record for an extra-inning game)</p> <p>9-Inning Game: 26 Oct. 6, 1985 vs. Cincinnati</p> <p>CLUB PITCHING:</p> <p>Most Strikeouts: 26 (June 2, 2017 at MIL.) - 12 Innings 9-Inning Game: 18 7 times; last time: May 15, 2015 vs. Colorado</p> <p>Most Walks Allowed: 17 April 30, 1944 at New York Giants Los Angeles: 16 (June 29, 1962 vs. New York)</p> <p>Most Runs Allowed: 28 (Aug. 25, 1891 vs. Chicago) Since 1900: 26 (April 30, 1944 vs. New York Giants)</p> <p>Los Angeles: 20 (May 20, 1967 at Chicago) (May 5, 2001 at Chicago)</p> <p>Most Runs Allowed - Inning: 13 June 25, 1910 at Boston - 1st Inn. Los Angeles: 11 April 23, 1999 vs. St. Louis - 3rd Inn.</p> <p>Most Hits Allowed: 27 June 8, 1940 at Cincinnati Los Angeles: 26 May 13, 1958 vs. San Francisco July 17, 2007 vs. Philadelphia</p>	<p>No-Hitters: 22 Last time: Clayton Kershaw (June 18, 2014 vs. Colorado)</p> <p>Opponent No-Hitters: 22 Last time - Jake Arrieta Aug. 30, 2015 vs. Chicago</p> <p>Most Pitchers Used: 11 Sept. 15, 2015 vs. Colorado (16 innings) 9-Inning Game: 8 Several times, last: Oct. 4, 2015 vs. SD</p> <p>Most Pitchers Used in an Inning: 5 May 21, 1927 vs. Chicago (9th Inning) Aug. 26, 1987 vs. N.Y. (8th Inning) Sept. 16, 1991 vs. Cin. (9th Inning)</p> <p>CLUB BATTING:</p> <p>Most At-Bats: 85 May 1, 1920 at Boston (26 innings)</p> <p>Los Angeles: 80 Aug. 23, 1989 at Mtl. (22 innings)</p> <p>Most Hits: 28 June 23, 1930 at Pittsburgh and Aug. 22, 1917 vs. Pit. (22 innings) Los Angeles: 25 May 19, 2006 vs. Los Angeles (AL) June 27, 2011 at Minnesota</p> <p>Most Hits in an Inning: 12 May 21, 1952 vs. Cincinnati</p> <p>Most Runs: 25 May 20, 1896 vs. Pittsburgh Sept. 23, 1901 vs. Cincinnati</p> <p>Los Angeles: 22 July 21, 2001 at Colorado.</p> <p>Most Runs in an Inning: 15 May 21, 1952 vs. Cincinnati (1st inn.)</p> <p>Los Angeles: 10 June 28, 1969 at San Diego (3rd inn.) July 4, 1971 vs. San Fran. (8th inn.) Sept. 13, 1977 vs. San Diego (2nd inn.) May 6, 2005 at Cincinnati (1st inn.) April 26, 2008 vs. Colorado (1st inn.)</p> <p>Most Doubles: 9 July 24, 1894 vs. Boston June 4, 1939 vs. Philadelphia</p> <p>Most Triples: 5 Aug. 23, 1902 vs. Pittsburgh July 7, 1921 vs. New York July 25, 2014 at San Francisco</p> <p>Most Bases-Loaded Triples: 2 Aug. 25, 1917 and May 24, 1953</p> <p>Most Triples in an Inning: 4 Aug. 23, 1902 vs. Pit. (3rd Inning)</p> <p>Most Home Runs: 8 May 23, 2002 at Milwaukee Brooklyn: 6 June 28, 1924 vs. Philadelphia</p> <p>Most Home Runs, Inning: 4 4 times, last: Sept. 5, 2016 vs. Arizona</p> <p>Most Grand Slams: 2 Sept. 23, 1901 at Cincinnati</p> <p>Aug. 23, 1985 at Montreal May 21, 2000 at Florida</p> <p>Most RBI, Inning: 15 May 21, 1952 vs. Cincinnati</p> <p>Most Total Bases: 48 Aug. 20, 1974 vs. Chicago Brooklyn: 46 Sept. 23, 1939 at Philadelphia</p> <p>Most Stolen Bases: 8 Aug. 22, 1948 vs. Boston Aug. 24, 1974 vs. St. Louis</p> <p>Most Reaching Base Safely in an Inn.: 19 May 21, 1952 vs. Cincinnati</p> <p>Most Walks: 17 Aug. 27, 1903 vs. Philadelphia</p> <p>Most Hit Batters: 4 July 17, 1900 vs. New York Giants April 24, 2006 at Colorado July 3, 2006 vs. Arizona</p> <p>Most Pinch-Hits: **6 Sept. 9, 1926 vs. Philadelphia</p> <p>Most Pinch-Hitters: *9 Sept. 22, 1959 vs. St. Louis Sept. 1, 1982 vs. St. Louis (13 inn.) Sept. 8, 1985 vs. New York (14 inn.)</p> <p>Most Pinch-Hitters in an Inning: 6 Sept. 24, 2002 vs. Colorado</p> <p>Most Sacrifice Hits in an Inning: *3 May 23, 1972 vs. San Francisco</p> <p>Most Runners Left on Base: 25 July 27, 1990 vs. Atlanta Brooklyn: 20 Aug. 21, 1954 vs. Milwaukee 9-Inning Game: 17 April 11, 1977 vs. Atlanta</p> <p>Most Grounded Into Double Plays: 5 May 24, 1973 vs. New York Sept. 24, 2004 at San Francisco Sept. 8, 2009 at Arizona Aug. 27, 2015 at CIN</p> <p>Most Plate App. without a Walk: **81 Sept. 23, 1989 at Montreal</p> <p>Largest Winning Margin: 20 May 24, 1892 vs. Washington (Dodgers won 24-4) Los Angeles: 19 June 28, 1969 vs. San Diego (Dodgers won 19-0)</p> <p>Largest Losing Margin: 21 June 8, 1940 vs. Cincinnati (Dodgers lost 23-2) Los Angeles: 19 May 5, 2001 at Chicago (Dodgers lost 20-1)</p> <p>Biggest Shutout Victory: 19-0 (June 28, 1969 at San Diego)</p> <p>Biggest Shutout Loss: 18-0 (Aug. 8, 1965 at Cincinnati)</p>
----------------------------------------------------------------------------------------------------------------------------------------------------------------------------------------------------------------------------------------------------------------------------------------------------------------------------------------------------------------------------------------------------------------------------------------------------------------------------------------------------------------------------------------------------------------------------------------------------------------------------------------------------------------------------------------------------------------------------------------------------------------------------------------------------------------------------------------------------------------------------------------------------------------------------------------------------------------------------------------------------------------------------------------------------------------------------------------------------------------------------------------------------------------------------------------------------------------------------------------------------------------------------------------------------------------------------------------------------------------------------------------------------------------------------------------------------------------------------------------------------------------------------------------------------------------------------------------------------------------------------------------------------------------------------------------------------------------------------------------------------------------------------------------------------------------------------------------------------------------------------------------------------------------------------------------------------------------------------------------------------------------------------------------------------------------------------------------------------------------------------------------------------------------------------------------------------	-----------------------------------------------------------------------------------------------------------------------------------------------------------------------------------------------------------------------------------------------------------------------------------------------------------------------------------------------------------------------------------------------------------------------------------------------------------------------------------------------------------------------------------------------------------------------------------------------------------------------------------------------------------------------------------------------------------------------------------------------------------------------------------------------------------------------------------------------------------------------------------------------------------------------------------------------------------------------------------------------------------------------------------------------------------------------------------------------------------------------------------------------------------------------------------------------------------------------------------------------------------------------------------------------------------------------------------------------------------------------------------------------------------------------------------------------------------------------------------------------------------------------------------------------------------------------------------------------------------------------------------------------------------------------------------------------------------------------------------------------------------------------------------------------------------------------------------------------------------------------------------------------------------------------------------------------------------------------------------------------------------------------------------------------------------------------------------------------------------------------------------------------------------------------------------------------------------------------------------------------------------------------------------------------------------------------------------------------------------------------------------------------------------------------------------------------------------------------------------------------------------------------------------------------------------------------------------------------------------------------------------------------------------------------------------------------------------------------------------------------------------------------------------------------------------------------------------------------------------------------------------------------------------------------------------------------------------------------------------------------------------------------------------------------------------------------------------------------------------------------------------------------------------------------------------------------------------------------------------------------------------------------------------------------------------------------------------------------------------------------------------------------------------------------------------------------------------------------------------------------------------------------------------------------------------------------------------------------------------------------------------------------------------------------------------------------------------------------------------------------------------------------------------------------------------------------------------------------------------------------------------------------------------------------------------------------------------------------------------------------------------------------------------------------------------------------------------------------------------------------------------------------------------------------------------------------------------------------------------------------------------------------------------------------------------------------------------------------------------------------------------------------------------------------------------

BROOKLYN/LOS ANGELES SINGLE-GAME RECORDS (CONTINUED)

CLUB FIELDING:

Most Putouts (Extra Innings): 78
 May 1, 1920 at Boston

Most Assists (Extra Innings): 37
 Aug 17, 1902 vs. St. Louis

Most Double Plays: 6
 Aug 5, 1956 vs. St. Louis
 July 30, 2017 vs. San Francisco

Most Errors (Los Angeles): 7
 Sept. 4, 1972 vs. Cincinnati
 Sept. 11, 1992 vs. San Francisco
 Sept. 1, 1995 vs. Montreal

INDIVIDUAL PITCHING:

Most Innings Pitched: *26
 Leon Cadore (May 1, 1920 at Boston)
 Los Angeles: 13
 Don Drysdale (May 22, 1959 vs. S.F.)
 Sandy Koufax (May 28, 1960 at Chi.)

Most Strikeouts in an Inning: *4
 Pete Richert (April 12, 1962 vs. Cin.)
 Don Drysdale (April 17, 1965 vs. Philadelphia)
 Darren Dreifort (May 22, 2003 vs. Colorado)
 Brad Penny (Sept. 23, 2006 vs. Arizona)
 Zack Greinke (July 25, 2014 at S.F.)

Kenley Jansen (May 15, 2015 vs. COL)
 Sergio Santos (May 16, 2015 vs. COL)

Most Strikeouts in a Game
 Los Angeles: 18
 Sandy Koufax
 (Aug. 31, 1959 vs. San Francisco and
 April 24, 1962 at Chicago);
 Ramon Martinez ... (June 4, 1990 vs. Atlanta)
 Brooklyn: 16
 Nap Rucker (1909)

Strikeouts, First Major League Game: *15
 Karl Spooner (Sept. 22, 1954 vs. NYG)

3 Strikeouts on 9 Pitches – Inning:
 D.C. Patty Ragan
 (Oct. 5, 1914 vs. Boston Braves – 8th);
 Dazzy Vance
 (Sept. 14, 1924 vs. Cincinnati – 3rd);
 Sandy Koufax
 (June 30, 1962 vs. New York – 1st;
 April 18, 1964 at Cincinnati – 3rd)
 Todd Worrell
 (Aug. 12, 1995 vs. Pittsburgh – 9th)

Kenley Jansen
 (May 18, 2017 vs. Miami – 9th)*

Most Wild Pitches: 5
 Larry Cheney (July 9, 1918 at St. Louis)

Most Walks Allowed: 11
 Harry McIntyre (Aug. 9, 1906 vs. Chicago)
 Sandy Burk (Sept. 23, 1910 vs. St. Louis)
 Van Lingle Mungo (June 9, 1932 vs. PHI)
 Hal Gregg (June 15, 1944 vs. NYG – 15 inn.)

Most Hits Allowed: 23
 Jeff Pfeffer (June 1, 1919 vs. PHI–19 inn.)

Most Home Runs Allowed: 6
 Hollis Thurston (Aug. 13, 1932 at NYG)

Most Home Runs, Inning: 4
 Ben Wade (May 28, 1954 at NYG– 8th inn)

Individual Batting:

Most At-Bats: 10
 Leon Cadore
 (May 1, 1920 at Boston, 26 innings)
 Jimmy Johnston
 (May 1, 1920 at Boston, 26 innings)
 Bernie Neis
 (May 1, 1920 at Boston, 26 innings)
 Ivy Olson (May 1, 1920 at BSN, 26 innings)
 Chuck Ward (May 1, 1920 at BSN, 26 inn.)
 John Shelby (June 3, 1989 at HOU, 22 inn.)

INDIVIDUAL PITCHING:

Most Innings Pitched: *26
 Leon Cadore (May 1, 1920 at Boston)

Most Strikeouts in an Inning: *4
 Pete Richert (April 12, 1962 vs. Cin.)
 Don Drysdale (April 17, 1965 vs. Philadelphia)
 Darren Dreifort (May 22, 2003 vs. Colorado)
 Brad Penny (Sept. 23, 2006 vs. Arizona)
 Zack Greinke (July 25, 2014 at S.F.)

Kenley Jansen (May 15, 2015 vs. COL)
 Sergio Santos (May 16, 2015 vs. COL)

Most Strikeouts in a Game
 Los Angeles: 18
 Sandy Koufax
 (Aug. 31, 1959 vs. San Francisco and
 April 24, 1962 at Chicago);
 Ramon Martinez ... (June 4, 1990 vs. Atlanta)
 Brooklyn: 16
 Nap Rucker (1909)

Strikeouts, First Major League Game: *15
 Karl Spooner (Sept. 22, 1954 vs. NYG)

3 Strikeouts on 9 Pitches – Inning:
 D.C. Patty Ragan
 (Oct. 5, 1914 vs. Boston Braves – 8th);
 Dazzy Vance
 (Sept. 14, 1924 vs. Cincinnati – 3rd);
 Sandy Koufax
 (June 30, 1962 vs. New York – 1st;
 April 18, 1964 at Cincinnati – 3rd)
 Todd Worrell
 (Aug. 12, 1995 vs. Pittsburgh – 9th)

Kenley Jansen
 (May 18, 2017 vs. Miami – 9th)*

Most Wild Pitches: 5
 Larry Cheney (July 9, 1918 at St. Louis)

Most Walks Allowed: 11
 Harry McIntyre (Aug. 9, 1906 vs. Chicago)
 Sandy Burk (Sept. 23, 1910 vs. St. Louis)
 Van Lingle Mungo (June 9, 1932 vs. PHI)
 Hal Gregg (June 15, 1944 vs. NYG – 15 inn.)

Most Hits Allowed: 23
 Jeff Pfeffer (June 1, 1919 vs. PHI–19 inn.)

Most Home Runs Allowed: 6
 Hollis Thurston (Aug. 13, 1932 at NYG)

Most Home Runs, Inning: 4
 Ben Wade (May 28, 1954 at NYG– 8th inn)

Legend for Dodger records: *Major League Record *Co-Holds Major League Record †NL Record †Co-Holds NL Record ‡Modern NL Record
 §Co-Holds Modern NL Record †Major League Record for 162-game season **Bold Type** - Current Dodger

Most Runs Scored: *6
 Shawn Green .. (May 23, 2002 at Milwaukee)

Most Hits: 6
 George Cutshaw ... (Aug. 9, 1915 at Chicago)
 Jack Fournier. (June 29, 1923 at Philadelphia)
 John DeBerry (June 23, 1929 vs. NYG, 14 inn.)
 Walter Gilbert (May 30, 1931 at NYG)
 Cookie Lavagetto (Sept. 23, 1939 at PHI)
 Willie Davis ... (May 24, 1973 vs. NYM–19 inn.)
 Paul Lo Duca... (May 28, 2001 vs. COL – 11 inn.)
 Shawn Green .. (May 23, 2002 at Milwaukee)
Chase Utley ... (July 6, 2016 vs. BAL – 14 inn.)

Most Hits, 1st Game in the Majors: 4
 Casey Stengel ... (Sept. 17, 1912 at Pittsburgh)

Most Singles: 6
 Willie Davis (May 24, 1973 vs. New York)

Most Doubles: 3
 By many players: Last time:
Corey Seager (July 17, 2016 at ARI)

Most Triples: 3
 Jimmy Sheppard (April 18, 1901 vs. PHI)
Yaseli Puig (July 25, 2014 at SF)

Most Triples in an Inning: 2
 Bill Dahlen (Aug. 30, 1900–8th inning)

Most Home Runs: *4
 Gil Hodges (Aug. 31, 1950 vs. Boston)
 Shawn Green .. (May 23, 2002 at Milwaukee)

Consecutive Home Runs: 3
 Gene Hermanski ... (Aug. 4, 1948 vs. Chicago)
 Duke Snider..... (May 30, 1950 at Cincinnati)
 Roy Campanella (Aug. 26, 1950 at Cincinnati)
 Tom Brown..... (Sept. 18, 1950 vs. Chicago)
 Shawn Green .. (May 23, 2002 at Milwaukee)
 Hee-Seop Choi (June 12, 2005 vs. Minnesota)
 Juan Uribe (Sept. 9, 2013 vs. Arizona)
 Adrián González (April 8, 2015 vs. SD)

Corey Seager .. (June 3, 2016 vs. Atlanta)

Most Extra-Base Hits: *5
 Steve Garvey (Aug. 28, 1977 vs. St. Louis)
 Shawn Green .. (May 23, 2002 at Milwaukee)

Most Total Bases: *19
 Shawn Green .. (May 23, 2002 at Milwaukee)
 Brooklyn 17
 Gil Hodges (Aug. 31, 1950 vs. Boston)

Most RBI: 9
 Gil Hodges (Aug. 31, 1950 vs. BOS)
 James Loney ... (Sept. 28, 2006 at Colorado)

Most RBI in an Inning: 5
 Jeff Kent (May 6, 2005 at Cincinnati)

Matt Kemp (**April 26, 2008**)
 Dusty Baker (Sept. 13, 1977)

Most Stolen Bases: 5
 Davey Lopes (Aug. 24, 1974 vs. St. Louis)

Most Hit by Pitch (Los Angeles): *3
 Nomar Garciaparra..... July 3, 2006

Most Sacrifice Hits: 4
 Jake Daubert . . (Aug. 15, 1914 vs. Philadelphia)

Most Walks: 5
 Gene Hermanski (Sept. 22, 1949 vs. St. Louis)
 Greg Brock (May 17, 1983 at Montreal)

Most Strikeouts: 5
 Bill Russell (June 9, 1971 vs. Philadelphia)
 Darryl Strawberry .. (May 1, 1991 at Montreal)
 Andruw Jones (July 12, 2008 vs. Florida)

Reached Base Safely: 7
 Cookie Lavagetto (Sept. 23, 1939 at PHI)

Reached Base Safely in an Inning: *3
 Pee Wee Reese . (May 21, 1952 vs. Cincinnati)

Individual Fielding:

Most Assists:
 By an Infielder: 13
Chase Utley (May 22, 2016 at San Diego)
 By a Catcher: 7
 Bill Berger (Aug. 23, 1909 vs. St. Louis)

By a Pitcher: 13
 Leon Cadore (May 1, 1920 at BOS, 26 INN)

Most Assists in an Inning:
 By a Pitcher 3
 Steve Wilson ... (Aug. 25, 1992 vs. Pittsburgh)
 Zack Greinke (June 13, 2015 at SD)
Clayton Kershaw . . (**July 18, 2017 at CWS**)
 By a Catcher 3
 Bruce Edwards (Aug. 15, 1946 vs. NYG)
 A.J. Ellis (May 23, 2014 at PHI)

Most Chances:
 By an Infielder: 16
 Phil Lewis (July 20, 1905 vs. Cincinnati)

Chase Utley (May 22, 2016 at San Diego)
 By a Third Baseman: 13
 Tony Cuccinello . . (July 12, 1934 vs. Cincinnati)
 By a First Baseman: 31
 Ed Konetchy ... (May 1, 1920 at BOS – 26 inn.)
 Nine-inning game 22
 Jake Daubert (May 6, 1910 at BOS)
 By a Catcher: 26

Yasmani Grandal
June 2, 2017 at Milwaukee – 12 Inn.,
 (NL record for an extra-inning game)
 By a Pitcher: 13
 Leon Cadore (May 1, 1920 at BOS–26 inn)
 Elmer Stricklett
 (Sept. 11, 1906 vs. Philadelphia)


Most Putouts:
 Brooklyn: 30
 Ed Konetchy (May 1, 1920 at BOS–26 inn.)
 Los Angeles: 26
Yasmani Grandal (June 2, 2017 at MIL – 12 Inn.)

Most Double Plays 5
 Teddy Martinez Aug. 21, 1977 at Chicago
 Olmedo Saenz . (July 26, 2006 vs. San Diego)
 James Loney . . (Sept. 4, 2007 at Chicago (NL))

Most Runners Caught Stealing 6
 Bill Berger Aug. 23, 1909 vs. St. Louis

Most Errors: 5
 Phillip Lewis (July 20, 1905 vs. Cincinnati)
 Charlie Babb ... (June 20, 1904 vs. NY Giants)

Most Errors, Inning: 3
 Davey Lopes (June 2, 1973 vs. Montreal – 1st)
 Jose Offerman (May 9, 1995 at SD – 4th)



Steve Garvey

BROOKLYN/LOS ANGELES CAREER TOP 5 - FIELDING

FIRST BASE:		THIRD BASE:		OUTFIELD:		PITCHER:	
Garvey, Steve	.996	Uribe, Juan	.978	Butler, Brett	.996	Fitzsimmons, Freddie	.985
Parker, Wes	.996	Turner, Justin	.967	Rosen, Goody	.991	Davis, Curt	.985
González, Adrián	.995	Blake, Casey	.966	Pederson, Joc	.990	Perez, Odalis	.980
Murray, Eddie	.995	Cox, Billy	.964	Baker, Dusty	.987	Ruether, Dutch	.979
Loney, James	.994	Wallach, Tim	.964	Pierre, Juan	.987	Vance, Dazzy	.979
SECOND BASE		SHORTSTOP:		CATCHER:			
Robinson, Jackie	.983	Izturis, Cesar	.980	Ellis, A.J.	.997	Minimum: 300 games for each position except pitcher.	
Grudzielanek, Mark	.983	Seager, Corey	.971	Grandal, Yasmani	.995	Pitcher minimum: 200 total chances.	
Cora, Alex	.981	Anderson, Dave	.970	Haller, Tom	.991		
Neal, Charlie	.980	Cora, Alex	.969	Lo Duca, Paul	.991		
DeShields, Delino	.980	Furcal, Rafael	.967	Martin, Russell	.990		

BROOKLYN/LOS ANGELES SINGLE SEASON FIELDING

FIRST BASE:		THIRD BASE:		OUTFIELD:		PITCHER:	
Garvey, Steve	1981, .999	Uribe, Juan	2013, .983	Butler, Brett	1991, 1.000	Vance, Dazzy	1928, 1.000
Parker, Wes	1968, .999	Beltre, Adrian	2004, .978	Butler, Brett	1993, 1.000	Casey, Hugh	1939, 1.000
González, Adrián	2016, .998	Cey, Ron	1979, .977	Ethier, Andre	2011, 1.000	Davis, Curt	1942, 1.000
Garvey, Steve	1976, .998	Wallach, Tim	1995, .976	Roberts, Dave	2002, 1.000	Hatten, Joe	1947, 1.000
SECOND BASE		Blake, Casey	2009, .973	Grissom, Marquis	2001, 1.000	Fitzsimmons, F.	1939, 1.000
Ellis, Mark	2012, .994	SHORTSTOP:		Landreaux, Ken	1981, 1.000	Ruether, Dutch	1922, 1.000
Reed, Jody	1993, .993	Izturis, Cesar	2004, .985	CATCHER:			
Robinson, Jackie	1951, .992	Rollins, Jimmy	2015, .983	Grandal, Yasmani	2015, .997	Pitchers listed by most total chances, no errors.	
Kendrick, Howie	2015, .990	Izturis, Cesar	2002, .979	Ellis, A.J.	2013, .997		
		Seager, Corey	2017, .979	Barajas, Rod	2011, .997		
		Wills, Maury	1971, .978	Ferguson, Joe	1973, .996		

Minimums: Played at least 2/3 of team's games for each position except catcher and pitcher.

Catchers minimum: Played at least half of team's games.

BROOKLYN/LOS ANGELES CAREER TOP 10 - BATTING

GAMES:		DOUBLES:		TOTAL BASES:		WALKS:	
Wheat, Zack	2,322	Wheat, Zack	464	Wheat, Zack	4,003	Reese, Pee Wee	1,210
Russell, Bill	2,181	Snider, Duke	343	Snider, Duke	3,669	Gilliam, Jim	1,036
Reese, Pee Wee	2,166	Garvey, Steve	333	Hodges, Gil	3,357	Hodges, Gil	925
Hodges, Gil	2,006	Reese, Pee Wee	330	Davis, Willie	3,094	Snider, Duke	893
Gilliam, Jim	1,956	Furillo, Carl	324	Reese, Pee Wee	3,038	Cey, Ron	765
Davis, Willie	1,952	Davis, Willie	321	Garvey, Steve	3,004	Robinson, Jackie	740
Snider, Duke	1,923	Gilliam, Jim	304	Furillo, Carl	2,922	Wheat, Zack	632
Furillo, Carl	1,806	Ethier, Andre	303	Karros, Eric	2,740	Lopes, Davey	603
Garvey, Steve	1,727	Karros, Eric	302	Gilliam, Jim	2,530	Camilli, Dolph	584
Karros, Eric	1,601	Hodges, Gil	294	Russell, Bill	2,471	Scioscia, Mike	567
AT-BATS:		TRIPLES:		EXTRA-BASE HITS:		SLUGGING PCT. (1,800+ AB):	
Wheat, Zack	8,859	Wheat, Zack	171	Snider, Duke	814	Sheffield, Gary	.573
Reese, Pee Wee	8,058	Davis, Willie	110	Wheat, Zack	766	Piazza, Mike	.572
Davis, Willie	7,495	Myers, Hy	97	Hodges, Gil	703	Herman, Babe	.557
Russell, Bill	7,318	Daubert, Jake	87	Davis, Willie	585	Snider, Duke	.553
Gilliam, Jim	7,119	Snider, Duke	82	Karros, Eric	582	Fournier, Jack	.552
Hodges, Gil	6,881	Hummel, John	82	Garvey, Steve	579	Guerrero, Pedro	.512
Snider, Duke	6,640	Reese, Pee Wee	80	Furillo, Carl	572	Green, Shawn	.510
Garvey, Steve	6,543	Sheckard, Jimmy	76	Reese, Pee Wee	536	Mondesi, Raul	.508
Furillo, Carl	6,378	Daly, Tom	76	Ethier, Andre	499	Campanella, Roy	.500
Wills, Maury	6,156	Johnston, Jimmy	73	Cey, Ron	469	Camilli, Dolph	.497
RUNS:		HOME RUNS:		BATTING AVG. (1,800+ AB):		PINCH-HITS:	
Reese, Pee Wee	1,338	Snider, Duke	389	Keeler, Wee Willie	.360	Hansen, Dave	110
Wheat, Zack	1,255	Hodges, Gil	361	Herman, Babe	.339	Mota, Manny	106
Snider, Duke	1,199	Karros, Eric	270	Fournier, Jack	.337	Gwynn, Chris	52
Gilliam, Jim	1,163	Campanella, Roy	242	Piazza, Mike	.331	Saenz, Olmedo	49
Hodges, Gil	1,088	Cey, Ron	228	Wheat, Zack	.317	Snider, Duke	43
Davis, Willie	1,004	Garvey, Steve	211	Mota, Manny	.315	Webster, Mitch	43
Robinson, Jackie	947	Furillo, Carl	192	Jones, Fielder	.313	Ethier, Andre	40
Furillo, Carl	895	Kemp, Matt	182	Sheffield, Gary	.312	Sharperson, Mike	39
Griffin, Mike	882	Piazza, Mike	177	Robinson, Jackie	.311	Hatcher, Mickey	38
Wills, Maury	876	Guerrero, Pedro	171	Walker, Dixie	.311	Monday, Rick	34
HITS:		RBI:		STOLEN BASES:			
Wheat, Zack	2,804	Snider, Duke	1,271	Wills, Maury	490		
Reese, Pee Wee	2,170	Hodges, Gil	1,254	Lopes, Davey	418		
Davis, Willie	2,091	Wheat, Zack	1,223	Davis, Willie	335		
Snider, Duke	1,995	Furillo, Carl	1,058	Daly, Tom	298		
Garvey, Steve	1,968	Garvey, Steve	992	Sax, Steve	290		
Russell, Bill	1,926	Karros, Eric	976	Griffin, Mike	264		
Furillo, Carl	1,910	Reese, Pee Wee	885	Reese, Pee Wee	232		
Gilliam, Jim	1,889	Campanella, Roy	856	Sheckard, Jimmy	212		
Hodges, Gil	1,884	Davis, Willie	849	Gilliam, Jim	203		
Wills, Maury	1,732	Cey, Ron	842	Wheat, Zack	203		

LOS ANGELES CAREER TOP - 10 BATTING

GAMES:

Russell, Bill	2,181
Davis, Willie	1,952
Garvey, Steve	1,727
Karros, Eric	1,601
Wills, Maury	1,593
Cey, Ron	1,481
Ethier, Andre	1,455
Scioscia, Mike	1,441
Fairly, Ron	1,306
Parker, Wes	1,288

AT-BATS:

Davis, Willie	7,495
Russell, Bill	7,318
Garvey, Steve	6,543
Wills, Maury	6,156
Karros, Eric	6,002
Cey, Ron	5,216
Ethier, Andre	4,800
Lopes, Davey	4,590
Scioscia, Mike	4,373
Sax, Steve	4,312

RUNS:

Davis, Willie	1,004
Wills, Maury	876
Garvey, Steve	852
Russell, Bill	796
Lopes, Davey	759
Karros, Eric	752
Cey, Ron	715
Kemp, Matt	650
Ethier, Andre	641
Gilliam, Jim	630

HITS:

Davis, Willie	2,091
Garvey, Steve	1,968
Russell, Bill	1,926
Wills, Maury	1,732
Karros, Eric	1,608
Cey, Ron	1,378
Ethier, Andre	1,367
Sax, Steve	1,218
Lopes, Davey	1,204
Kemp, Matt	1,188

DOUBLES:

Garvey, Steve	333
Davis, Willie	321
Ethier, Andre	303
Karros, Eric	302
Russell, Bill	293
Cey, Ron	223
Kemp, Matt	215
Scioscia, Mike	198
Parker, Wes	194
Mondesi, Raul	190

TRIPLES:

Davis, Willie	110
Russell, Bill	57
Wills, Maury	56
Roseboro, John	44
Butler, Brett	41
Lopes, Davey	39
Mondesi, Raul	37
Garvey, Steve	35
Sax, Steve	35
Ethier, Andre	34

HOME RUNS:

Karros, Eric	270
Cey, Ron	228
Garvey, Steve	211
Kemp, Matt	182
Piazza, Mike	177
Guerrero, Pedro	171
Mondesi, Raul	163
Ethier, Andre	162
Green, Shawn	162
Davis, Willie	154

RBI:

Garvey, Steve	992
Karros, Eric	976
Davis, Willie	849
Cey, Ron	842
Ethier, Andre	687
Kemp, Matt	648
Russell, Bill	627
Baker, Dusty	586
Guerrero, Pedro	585
Piazza, Mike	563

TOTAL BASES:

Davis, Willie	3,094
Garvey, Steve	3,004
Karros, Eric	2,740
Russell, Bill	2,471
Cey, Ron	2,321
Ethier, Andre	2,224
Wills, Maury	2,045
Kemp, Matt	2,015
Guerrero, Pedro	1,843
Baker, Dusty	1,779

EXTRA-BASE HITS:

Davis, Willie	585
Karros, Eric	582
Garvey, Steve	579
Ethier, Andre	499
Cey, Ron	469
Kemp, Matt	430
Russell, Bill	396
Mondesi, Raul	390
Guerrero, Pedro	364
Green, Shawn	357

BATTING AVG. (1,800+ AB):

Piazza, Mike	.331
Mota, Manny	.315
Sheffield, Gary	.312
Guerrero, Pedro	.309
Davis, Tommy	.304
Garvey, Steve	.301
Butler, Brett	.298
Kemp, Matt	.292
Kent, Jeff	.291
Buckner, Bill	.289

STOLEN BASES:

Wills, Maury	490
Lopes, Davey	418
Davis, Willie	335
Sax, Steve	290
Butler, Brett	179
Kemp, Matt	170
Russell, Bill	167
Mondesi, Raul	140
Pierre, Juan	134
Gordon, Dee	130

WALKS:

Cey, Ron	765
Gilliam, Jim	631
Lopes, Davey	603
Scioscia, Mike	567
Parker, Wes	532
Fairly, Ron	522
Ethier, Andre	519
Karros, Eric	517
Russell, Bill	483
Wills, Maury	456

PLATE APPEARANCES:

Davis, Willie	8,035
Russell, Bill	8,021
Garvey, Steve	7,027
Wills, Maury	6,745
Karros, Eric	6,624
Cey, Ron	6,108
Ethier, Andre	5,425
Lopes, Davey	5,308
Scioscia, Mike	5,057
Gilliam, Jim	4,893

SLUGGING PCT. (1,800+AB):

Sheffield, Gary	.573
Piazza, Mike	.572
Guerrero, Pedro	.512
Green, Shawn	.510
Mondesi, Raul	.504
Howard, Frank	.495
Kemp, Matt	.495
Kent, Jeff	.479
Puig, Yasiel	.475
Ethier, Andre	.463
Beltre, Adrián	.463

PINCH-HITS:

Hansen, Dave	110
Mota, Manny	106
Gwynn, Chris	52
Saenz, Olmedo	49
Webster, Mitch	43
Ethier, Andre	40
Sharperson, Mike	39
Hatcher, Mickey	38
Monday, Rick	34



Former first baseman Eric Karros holds the distinction as Los Angeles' home run king (270).

BROOKLYN/LOS ANGELES CAREER TOP - 10 PITCHING

WINS: Sutton, Don 233 Drysdale, Don 209 Vance, Dazzy 190 Kennedy, Brickyard 174 Koufax, Sandy 165 Grimes, Burleigh 158 Osteen, Claude 147 Kershaw, Clayton 144 Valenzuela, Fernando 141 Podres, Johnny 136	GAMES STARTED: Sutton, Don 533 Drysdale, Don 465 Osteen, Claude 335 Kennedy, Brickyard 332 Vance, Dazzy 326 Valenzuela, Fernando 320 Koufax, Sandy 314 Podres, Johnny 310 Hershiser, Orel 309 Kershaw, Clayton 290	COMPLETE GAMES: Kennedy, Brickyard 279 Vance, Dazzy 212 Grimes, Burleigh 205 Rucker, Nap 186 Drysdale, Don 167 Pfeffer, Jeff 157 Sutton, Don 156 Koufax, Sandy 137 Stein, Ed 136 McIntyre, Harry 119	WALKS: Kennedy, Brickyard 1,128 Sutton, Don 996 Valenzuela, Fernando 915 Drysdale, Don 855 Koufax, Sandy 817 Vance, Dazzy 764 Grimes, Burleigh 744 Martinez, Ramon 704 Rucker, Nap 701 Mungo, Van Lingle 697
LOSSES: Sutton, Don 181 Drysdale, Don 166 Kennedy, Brickyard 150 Rucker, Nap 134 Vance, Dazzy 131 Osteen, Claude 126 Grimes, Burleigh 121 Valenzuela, Fernando 116 Hershiser, Orel 107 Podres, Johnny 104	STRIKEOUTS: Sutton, Don 2,696 Drysdale, Don 2,486 Koufax, Sandy 2,396 Kershaw, Clayton 2,120 Vance, Dazzy 1,918 Valenzuela, Fernando 1,759 Hershiser, Orel 1,456 Podres, Johnny 1,331 Martinez, Ramon 1,312 Welch, Bob 1,292	INNINGS PITCHED: Sutton, Don 3,816.1 Drysdale, Don 3,432.1 Kennedy, Brickyard 2,857.0 Vance, Dazzy 2,758.0 Grimes, Burleigh 2,425.2 Osteen, Claude 2,397.1 Rucker, Nap 2,375.1 Valenzuela, Fernando 2,348.2 Koufax, Sandy 2,324.1 Hershiser, Orel 2,180.2	SHUTOUTS: Sutton, Don 52 Drysdale, Don 49 Koufax, Sandy 40 Rucker, Nap 38 Osteen, Claude 34 Vance, Dazzy 30 Valenzuela, Fernando 29 Pfeffer, Jeff 25 Hershiser, Orel 24 Podres, Johnny 23 Welch, Bob 23
GAMES: Sutton, Don 550 Drysdale, Don 518 Jansen, Kenley 474 Brewer, Jim 474 Perranoski, Ron 457 Labine, Clem 425 Hough, Charlie 401 Koufax, Sandy 397 Broxton, Jonathan 386 Kennedy, Brickyard 381	SAVES: Jansen, Kenley 230 Gagné, Eric 161 Shaw, Jeff 129 Worrell, Todd 127 Brewer, Jim 125 Perranoski, Ron 101 Howell, Jay 85 Broxton, Jonathan 84 Labine, Clem 83 Saito, Takashi 81	HITS: Sutton, Don 3,291 Kennedy, Brickyard 3,102 Drysdale, Don 3,084 Vance, Dazzy 2,579 Grimes, Burleigh 2,547 Osteen, Claude 2,350 Valenzuela, Fernando 2,099 Rucker, Nap 2,089 Podres, Johnny 2,009 Hershiser, Orel 1,976	ERA (1,100+ INNINGS): Pfeffer, Jeff 2.31 Kershaw, Clayton 2.36 Rucker, Nap 2.42 Koufax, Sandy 2.76 Smith, Sherry 2.91 Drysdale, Don 2.95 Scanlan, Doc 2.96 John, Tommy 2.97 Singer, Bill 3.03 Osteen, Claude 3.09

LOS ANGELES CAREER TOP 10 - PITCHING

WINS: Sutton, Don 233 Drysdale, Don 187 Koufax, Sandy 156 Osteen, Claude 147 Kershaw, Clayton 144 Valenzuela, Fernando 141 Hershiser, Orel 135 Martinez, Ramon 123 Welch, Bob 115 Hooton, Burt 112	GAMES STARTED: Sutton, Don 533 Drysdale, Don 424 Osteen, Claude 335 Valenzuela, Fernando 320 Hershiser, Orel 309 Kershaw, Clayton 290 Koufax, Sandy 286 Welch, Bob 267 Hooton, Burt 265 Martinez, Ramon 262	COMPLETE GAMES: Drysdale, Don 156 Sutton, Don 156 Koufax, Sandy 133 Valenzuela, Fernando 107 Osteen, Claude 100 Hershiser, Orel 65 Hooton, Burt 61 Singer, Bill 52 Podres, Johnny 50 Welch, Bob 47	WALKS: Sutton, Don 996 Valenzuela, Fernando 915 Drysdale, Don 763 Koufax, Sandy 709 Martinez, Ramon 704 Hershiser, Orel 667 Osteen, Claude 568 Welch, Bob 565 Park, Chan Ho 560 Hooton, Burt 540
LOSSES: Sutton, Don 181 Drysdale, Don 152 Osteen, Claude 126 Valenzuela, Fernando 116 Hershiser, Orel 107 Welch, Bob 86 Hooton, Burt 84 Koufax, Sandy 77 Martinez, Ramon 77 Singer, Bill 76	STRIKEOUTS: Sutton, Don 2,696 Drysdale, Don 2,283 Koufax, Sandy 2,214 Kershaw, Clayton 2,120 Valenzuela, Fernando 1,759 Hershiser, Orel 1,456 Martinez, Ramon 1,312 Welch, Bob 1,292 Nomo, Hideo 1,200 Park, Chan Ho 1,177	INNINGS PITCHED: Sutton, Don 3,816.1 Drysdale, Don 3,112.1 Osteen, Claude 2,397.1 Valenzuela, Fernando 2,348.2 Hershiser, Orel 2,180.2 Koufax, Sandy 2,119.2 Kershaw, Clayton 1,935.0 Hooton, Burt 1,861.0 Welch, Bob 1,820.2 Martinez, Ramon 1,731.2	SHUTOUTS: Sutton, Don 52 Drysdale, Don 45 Koufax, Sandy 38 Osteen, Claude 34 Valenzuela, Fernando 29 Hershiser, Orel 24 Welch, Bob 23 Hooton, Burt 22 Martinez, Ramon 20 Singer, Bill 18
GAMES: Sutton, Don 550 Jansen, Kenley 474 Brewer, Jim 474 Drysdale, Don 459 Perranoski, Ron 457 Hough, Charlie 401 Broxton, Jonathan 386 Hershiser, Orel 353 Osteen, Claude 339 Koufax, Sandy 335	SAVES: Jansen, Kenley 230 Gagné, Eric 161 Shaw, Jeff 129 Worrell, Todd 127 Brewer, Jim 125 Perranoski, Ron 101 Howell, Jay 85 Broxton, Jonathan 84 Saito, Takashi 81 Niedenfuer, Tom 64	HITS: Sutton, Don 3,291 Drysdale, Don 2,792 Osteen, Claude 2,350 Valenzuela, Fernando 2,099 Hershiser, Orel 1,976 Hooton, Burt 1,659 Welch, Bob 1,631 Koufax, Sandy 1,572 Martinez, Ramon 1,518 Kershaw, Clayton 1,431	ERA (900+ INNINGS): Kershaw, Clayton 2.36 Koufax, Sandy 2.64 Messersmith, Andy 2.67 John, Tommy 2.97 Drysdale, Don 2.98 Singer, Bill 3.03 Osteen, Claude 3.09 Sutton, Don 3.09 Reuss, Jerry 3.11 Hershiser, Orel 3.12

BROOKLYN/LOS ANGELES SINGLE-SEASON TOP 10 - BATTING

AT-BATS:

1. Wills, Maury	695 (1962)
2. Izturis, Cesar	670 (2004)
3. Pierre, Juan	668 (2007)
4. Furillo, Carl	667 (1951)
5. Davis, Tommy	665 (1962)
6. Garvey, Steve	659 (1975)
7. Garvey, Steve	658 (1980)
8. Furcal, Rafael	654 (2006)
9. Olson, Ivy	652 (1921)
10. Wills, Maury	650 (1965)

PLATE APPEARANCES:

1. Wills, Maury	759 (1962)
2. Reese, Pee Wee	743 (1949)
3. Furcal, Rafael	736 (2006)
4. Butler, Brett	730 (1991)
5. Pierre, Juan	729 (2007)
6. Izturis, Cesar	728 (2004)
7. Lopes, Davey	726 (1975)
Stanky, Eddie	726 (1945)
9. Furillo, Carl	724 (1951)
10. Butler, Brett	716 (1993)

RUNS:

1. Collins, Hub	148 (1890)
2. Herman, Babe	143 (1930)
3. Griffin, Mike	140 (1895)
Keeler, Willie	140 (1899)
5. Griffin, Mike	136 (1897)
6. Daly, Tom	135 (1894)
7. Jones, Fielder	134 (1897)
8. Reese, Pee Wee	132 (1949)
Snider, Duke	132 (1953)
10. Wills, Maury	130 (1962)

HITS:

1. Herman, Babe	241 (1930)
2. Davis, Tommy	230 (1962)
3. Wheat, Zack	221 (1925)
4. O'Doul, Lefty	219 (1932)
5. Herman, Babe	217 (1929)
6. Keeler, Willie	215 (1899)
7. Wheat, Zack	212 (1924)
8. Garvey, Steve	210 (1975)
Sax, Steve	210 (1986)
10. Keeler, Willie	209 (1901)

BATTING AVERAGE: (.31 PA/G)

1. Herman, Babe	.393 (1930)
2. Herman, Babe	.381 (1929)
3. Keeler, Willie	.377 (1899)
4. Wheat, Zack	.375 (1924)
5. Keeler, Willie	.368 (1900)
O'Doul, Lefty	.368 (1932)
7. Piazza, Mike	.362 (1997)
8. Burns, Oyster	.361 (1894)
9. Wheat, Zack	.359 (1925)
10. Walker, Dixie	.357 (1944)

SINGLES:

1. Keeler, Willie	187 (1899)
2. Keeler, Willie	179 (1900)
Wills, Maury	179 (1962)
4. Keeler, Willie	176 (1901)
5. Davis, Willie	167 (1962)
6. Wills, Maury	165 (1965)
7. Pierre, Juan	164 (2007)
Stock, Milt	164 (1925)
9. Keeler, Willie	163 (1902)
10. Butler, Brett	162 (1991)

DOUBLES:

1. Frederick, John	52 (1929)
2. Green, Shawn	49 (2003)
3. Herman, Babe	48 (1930)
4. Parker, Wes	47 (1970)
5. Frederick, John	44 (1930)
Green, Shawn	44 (2000)
7. Herman, Babe	43 (1931)
Galan, Augie	43 (1944)
Sax, Steve	43 (1986)

TRIPLES:

1. Treadway, George	26 (1894)
2. Myers, Hy	22 (1920)
3. Brouters, Dan	20 (1892)
Corcoran, Tom	20 (1894)
5. Sheckard, Jimmy	19 (1901)
6. Burns, Oyster	18 (1892)
Lumley, Harry	18 (1904)
8. Kelley, Joe	17 (1900)
Reiser, Pete	17 (1941)
Gilliam, Jim	17 (1953)

HOME RUNS:

1. Green, Shawn	49 (2001)
2. Beltre, Adrian	48 (2004)
3. Snider, Duke	43 (1956)
Sheffield, Gary	43 (2000)
5. Snider, Duke	42 (1953)
Hodges, Gil	42 (1954)
Snider, Duke	42 (1955)
Green, Shawn	42 (2002)
9. Campanella, Roy	41 (1953)
10. Piazza, Mike	40 (1997)
Hodges, Gil	40 (1951)
Snider, Duke	40 (1954)
Snider, Duke	40 (1957)

RBI:

1. Davis, Tommy	153 (1962)
2. Campanella, Roy	142 (1953)
3. Snider, Duke	136 (1955)
4. Fournier, Jack	130 (1925)
Herman, Babe	130 (1930)
Hodges, Gil	130 (1954)
Snider, Duke	130 (1954)
8. Burns, Oyster	128 (1890)
9. Wright, Glenn	126 (1930)
Snider, Duke	126 (1953)
Kemp, Matt	126 (2011)

TOTAL BASES:

1. Herman, Babe	416 (1930)
2. Snider, Duke	378 (1954)
3. Beltre, Adrian	376 (2004)
4. Snider, Duke	370 (1953)
Green, Shawn	370 (2001)
6. Davis, Tommy	356 (1962)
7. Piazza, Mike	355 (1997)
8. Kemp, Matt	353 (2011)
9. Herman, Babe	348 (1929)
10. Snider, Duke	343 (1950)

STOLEN BASES:

1. Wills, Maury	104 (1962)
2. Wills, Maury	94 (1965)
3. Ward, Monte	88 (1892)
4. Collins, Hub	85 (1890)
5. Lopes, Davey	77 (1975)
6. Sheckard, Jimmy	67 (1903)
7. Gordon, Dee	64 (2014)
Pierre, Juan	64 (2007)
9. Lopes, Davey	63 (1976)
10. Lopes, Davey	59 (1974)

WALKS:

1. Stanky, Eddie	148 (1945)
2. Stanky, Eddie	137 (1946)
3. Camilli, Dolph	119 (1938)
4. Reese, Pee Wee	116 (1949)
5. Galan, Augie	114 (1945)
6. Camilli, Dolph	110 (1939)
Wynn, Jimmy	110 (1975)
8. Butler, Brett	108 (1991)
Wynn, Jimmy	108 (1974)
10. Hodges, Gil	107 (1952)

SLUGGING PERCENTAGE:

1. Herman, Babe	.678 (1930)
2. Snider, Duke	.647 (1954)
3. Sheffield, Gary	.643 (2000)
4. Piazza, Mike	.638 (1997)
5. Beltre, Adrian	.629 (2004)
6. Snider, Duke	.628 (1955)
7. Snider, Duke	.627 (1953)
8. Herman, Babe	.612 (1929)
9. Campanella, Roy	.611 (1953)
10. Piazza, Mike	.606 (1955)

ON-BASE PERCENTAGE:

1. Herman, Babe	.455 (1930)
2. Fournier, Jack	.440 (1952)
3. Robinson, Jackie	.438 (1949)
Moon, Wally	.438 (1960)
Sheffield, Gary	.438 (2000)
6. Herman, Babe	.436 (1929)
Stanky, Eddie	.436 (1946)
Robinson, Jackie	.436 (1951)
9. Walker, Dixie	.434 (1944)
10. Smith, Reggie	.432 (1977)

EXTRA-BASE HITS:

1. Herman, Babe	94 (1930)
2. Snider, Duke	89 (1954)
3. Snider, Duke	84 (1953)
Green, Shawn	84 (2001)
5. Frederick, John	82 (1929)
Snider, Duke	82 (1955)
7. Beltre, Adrian	80 (2004)
8. Snider, Duke	78 (1956)
9. Mondesi, Raul	77 (1997)
Herman, Babe	77 (1931)

PINCH-HITS:

1. Hansen, Dave	18 (1993)
2. Webster, Mitch	17 (1992)
3. Gautreaux, Sid	16 (1936)
4. Mota, Manny	15 (1974)
Goodson, Ed	15 (1976)
Mota, Manny	15 (1979)
Hansen, Dave	15 (2000)
Saenz, Olmedo	15 (2004)
Saenz, Olmedo	15 (2006)
10. Mota, Manny	14 (1977)
Whitfield, Terry	14 (1955)
Hatcher, Mickey	14 (1980)
Saenz, Olmedo	14 (2007)
Young, Delwyn	14 (2008)
Loretta, Mark	14 (2009)
Pierre, Juan	14 (2009)

BROOKLYN/LOS ANGELES SINGLE-SEASON TOP 10 - PITCHING

GAMES:

1. Marshall, Mike	106 (1974)
2. Quantrill, Paul	89 (2003)
3. Quantrell, Paul	86 (2002)
4. Beimel, Joe	83 (2007)
5. Broxton, Jonathan	83 (2007)
6. Martin, Tom	80 (2003)
7. Sanchez, Duane	79 (2005)
8. Hough, Charlie	77 (1976)
9. Shaw, Jeff	77 (2001)
10. Gagné, Eric	77 (2002, '03)
11. Belisario, Ronald	77 (2013)

GAMES STARTED:

1. Terry, Bill	44 (1890)
2. Haddock, George	44 (1892)
3. Kennedy, Brickyard	44 (1893)
4. Lovett, Tom	43 (1891)
5. Stein, Ed	42 (1892)
6. Drysdale, Don	42 (1963)
7. Drysdale, Don	42 (1965)
8. 9 tied with 41	

COMPLETE GAMES:

1. Kennedy, Brickyard	40 (1893)
2. Lovett, Tom	39 (1890)
3. Lovett, Tom	39 (1891)
4. Haddock, George	39 (1892)
5. Terry, Bill	38 (1890)
6. Stein, Ed	38 (1892)
7. Stein, Ed	38 (1894)
8. Kennedy, Brickyard	38 (1898)
9. Jones, Oscar	38 (1904)
10. 2 tied with 36	

INNINGS:

1. Kennedy, Brickyard	382.2 (1893)
2. Haddock, George	381.1 (1892)
3. Stein, Ed	377.1 (1892)
4. Jones, Oscar	377.0 (1904)
5. Lovett, Tom	372.0 (1890)
6. Terry, Bill	370.0 (1890)
7. Lovett, Tom	365.2 (1891)
8. Kennedy, Brickyard	360.2 (1894)
9. Stein, Ed	359.0 (1894)
10. Donovan, Bill	351.0 (1901)

WINS:

1. Lovett, Tom	30 (1890)
2. Haddock, George	29 (1892)
3. McGinnity, Joe	29 (1900)
4. Hughes, Jim	28 (1899)
5. Vance, Dazzy	28 (1924)
6. Stein, Ed	27 (1892)
7. Stein, Ed	27 (1894)
8. Newcombe, Don	27 (1956)
9. Koufax, Sandy	27 (1966)
10. Terry, Bill	26 (1900)
11. Koufax, Sandy	26 (1965)

WINNING PCT. (MIN.15 DECISIONS):

1. Regan, Phil	.933 (14-1) 1966
2. Fitzsimmons, F.	.889 (16-2) 1940
3. Roe, Preacher	.880 (22-3) 1951
4. Kershaw, Clayton	.875 (21-3) 2014
5. Hershiser, Orel	.864 (19-3) 1985
6. Greinke, Zack	.864 (19-3) 2015
7. Wood, Alex	.842 (16-3) 2017
8. Perranoski, Ron	.842 (16-3) 1963
9. Koufax, Sandy	.833 (25-5) 1963
10. Hughes, Jim	.824 (28-6) 1899
11. Vance, Dazzy	.824 (28-6) 1924

STRIKEOUTS:

1. Koufax, Sandy	382 (1965)
2. Koufax, Sandy	317 (1966)
3. Koufax, Sandy	306 (1963)
4. Kershaw, Clayton	301 (2015)
5. Koufax, Sandy	269 (1961)
6. Vance, Dazzy	262 (1924)
7. Drysdale, Don	251 (1963)
8. Kershaw, Clayton	248 (2011)
9. Singer, Bill	247 (1969)
10. Drysdale, Don	246 (1960)

ERA (MIN. 1.0 IP PER TEAM GAME):

1. Marquard, Rube	1.58 (1916)
2. Greinke, Zack	1.66 (2015)
3. Garvin, Ned	1.68 (1904)
4. Koufax, Sandy	1.73 (1966)
5. Koufax, Sandy	1.74 (1964)
6. Kershaw, Clayton	1.77 (2014)
7. Kershaw, Clayton	1.83 (2013)
8. Wilhelm, Kaiser	1.87 (1908)
9. Koufax, Sandy	1.88 (1963)
10. Pfeffer, Jeff	1.91 (1916)

SHUTOUTS:

1. Koufax, Sandy	11 (1963)
2. Sutton, Don	9 (1972)
3. Koufax, Sandy	8 (1965)
4. Drysdale, Don	8 (1968)
5. Valenzuela, Fernando	8 (1981)
6. Hershiser, Orel	8 (1988)
7. Belcher, Tim	8 (1989)
8. 5 tied with 7	

SAVES:

1. Gagné, Eric	55 (2003)
2. Gagné, Eric	52 (2002)
3. Jansen, Kenley	47 (2016)
4. Gagné, Eric	45 (2004)
5. Jansen, Kenley	44 (2014)
6. Worrell, Todd	44 (1996)
7. Shaw, Jeff	43 (2001)
8. Jansen, Kenley	41 (2017)
9. Saito, Takashi	39 (2007)
10. Jansen, Kenley	36 (2015)
11. Broxton, Jonathan	36 (2009)



2014 MVP Clayton Kershaw is in the top 10 for multiple single-season pitching records, including ERA, win percentage and strikeouts.

LOS ANGELES SINGLE-SEASON TOP 10 - BATTING

AT-BATS:

1. Wills, Maury	695 (1962)
2. Izturis, Cesar	670 (2004)
3. Pierre, Juan	668 (2007)
4. Davis, Tommy	665 (1962)
5. Garvey, Steve	659 (1975)
6. Garvey, Steve	658 (1980)
7. Furcal, Rafael	654 (2006)
8. Wills, Maury	650 (1965)
9. Garvey, Steve	648 (1979)
10. Garvey, Steve	646 (1977)

RUNS:

1. Wills, Maury	130 (1962)
2. Green, Shawn	124 (2001)
3. Davis, Tommy	120 (1962)
4. Kemp, Matt	115 (2011)
5. Furcal, Rafael	113 (2006)
6. Butler, Brett	112 (1991)
7. Green, Shawn	110 (2002)
8. Lopes, Davey	109 (1979)
9. Lopes, Davey	108 (1975)
10. Gibson, Kirk	106 (1988)

HITS:

1. Davis, Tommy	230 (1962)
2. Garvey, Steve	210 (1975)
Sax, Steve	210 (1986)
4. Wills, Maury	208 (1962)
5. Garvey, Steve	204 (1979)
6. Garvey, Steve	202 (1978)
7. Piazza, Mike	201 (1997)
8. Garvey, Steve	200 (1974)
Garvey, Steve	200 (1976)
Garvey, Steve	200 (1980)
Beltre, Adrian	200 (2004)

BATTING AVERAGE:

1. Piazza, Mike	.362 (1997)
2. Piazza, Mike	.346 (1995)
Davis, Tommy	.346 (1962)
4. Guerrero, Pedro	.338 (1987)
5. Piazza, Mike	.336 (1996)
6. Beltre, Adrian	.334 (2004)
7. Sax, Steve	.332 (1986)
8. Murray, Eddie	.330 (1990)
9. Moon, Wally	.328 (1961)
10. Davis, Tommy	.326 (1963)
Grudzielanek, Mark	.326 (1999)

SINGLES:

1. Wills, Maury	179 (1962)
2. Davis, Willie	167 (1962)
3. Wills, Maury	165 (1965)
4. Pierre, Juan	164 (2007)
5. Butler, Brett	162 (1991)
6. Sax, Steve	157 (1986)
7. Buckner, Bill	154 (1976)
8. Wills, Maury	151 (1964)
9. Wills, Maury	150 (1961)
10. Butler, Brett	149 (1993)
Wills, Maury	149 (1971)

DOUBLES:

1. Green, Shawn	49 (2003)
2. Parker, Wes	47 (1970)
3. Green, Shawn	44 (2000)
4. Sax, Steve	43 (1986)
5. Mondesi, Raul	42 (1997)
Ethier, Andre	42 (2009)
7. González, Adrián	41 (2014)
Loney, James	41 (2010)
9. Mondesi, Raul	40 (1996)
Karros, Eric	40 (1999)
Seager, Corey	40 (2016)

TRIPLES:

1. Davis, Willie	16 (1970)
2. Gordon, Dee	12 (2014)
Lofton, Kenny	12 (2006)
4. Butler, Brett	11 (1992)
Moon, Wally	11 (1959)
Neal, Charlie	11 (1959)
7. Butler, Brett	10 (1993)
Wills, Maury	10 (1961)
Davis, Willie	10 (1962)
Wills, Maury	10 (1962)
Davis, Willie	10 (1968)
Davis, Willie	10 (1971)

HOME RUNS:

1. Green, Shawn	49 (2001)
2. Beltre, Adrian	48 (2004)
3. Sheffield, Gary	43 (2000)
4. Green, Shawn	42 (2002)
5. Piazza, Mike	40 (1997)
6. Bellinger, Cody	39 (2017)
Kemp, Matt	39 (2011)
7. Piazza, Mike	36 (1996)
Sheffield, Gary	36 (2001)
10. Piazza, Mike	35 (1993)

RBI:

1. Davis, Tommy	153 (1962)
2. Kemp, Matt	126 (2011)
3. Green, Shawn	125 (2001)
4. Piazza, Mike	124 (1997)
5. Beltre, Adrian	121 (2004)
6. Howard, Frank	119 (1962)
7. González, Adrián	116 (2014)
8. Garvey, Steve	115 (1977)
9. Garvey, Steve	113 (1978)
10. Piazza, Mike	112 (1993)
Karros, Eric	112 (1999)

TOTAL BASES:

1. Beltre, Adrian	376 (2004)
2. Green, Shawn	370 (2001)
3. Davis, Tommy	356 (1962)
4. Piazza, Mike	355 (1997)
5. Kemp, Matt	353 (2011)
6. Mondesi, Raul	333 (1997)
7. Green, Shawn	325 (2002)
8. Garvey, Steve	322 (1977)
Garvey, Steve	322 (1979)
Sheffield, Gary	322 (2000)

STOLEN BASES:

1. Wills, Maury	104 (1962)
2. Wills, Maury	94 (1965)
3. Lopes, Davey	77 (1975)
4. Gordon, Dee	64 (2014)
Pierre, Juan	64 (2007)
6. Lopes, Davey	63 (1976)
7. Lopes, Davey	59 (1974)
8. Sax, Steve	56 (1983)
9. Wills, Maury	53 (1964)
10. Young, Eric	51 (1999)

WALKS:

1. Wynn, Jimmy	110 (1975)
2. Butler, Brett	108 (1991)
Wynn, Jimmy	108 (1974)
4. Smith, Reggie	104 (1977)
Sheffield, Gary	104 (1999)
6. Sheffield, Gary	101 (2000)
7. Lopes, Davey	97 (1979)
8. Gilliam, Jim	96 (1959)
9. Gilliam, Jim	96 (1960)
Cey, Ron	96 (1978)

SLUGGING PERCENTAGE:

1. Sheffield, Gary	.643 (2000)
2. Piazza, Mike	.638 (1997)
3. Beltre, Adrian	.629 (2004)
4. Piazza, Mike	.606 (1995)
5. Green, Shawn	.598 (2001)
6. Kemp, Matt	.586 (2011)
7. Sheffield, Gary	.583 (2001)
8. Bellinger, Cody	.581 (2017)
9. Guerrero, Pedro	.577 (1985)
10. Smith, Reggie	.576 (1977)

ON-BASE PERCENTAGE:

1. Moon, Wally	.438 (1960)
Sheffield, Gary	.438 (2000)
3. Smith, Reggie	.432 (1977)
4. Piazza, Mike	.431 (1997)
5. Guerrero, Pedro	.425 (1985)
6. Piazza, Mike	.422 (1996)
7. Guerrero, Pedro	.421 (1987)
8. Sheffield, Gary	.417 (2001)
9. Turner, Justin	.415 (2017)
10. Murray, Eddie	.414 (1990)

EXTRA-BASE HITS:

1. Green, Shawn	84 (2001)
2. Beltre, Adrian	80 (2004)
3. Mondesi, Raul	77 (1997)
4. Ethier, Andre	76 (2009)
Kemp, Matt	76 (2011)
6. Karros, Eric	74 (1999)
Green, Shawn	74 (2002)
8. Piazza, Mike	73 (1997)
9. Green, Shawn	72 (2000)
10. Mondesi, Raul	71 (1996)
Seager, Corey	71 (2016)

PINCH-HITS:

1. Hansen, Dave	18 (1993)
2. Webster, Mitch	17 (1992)
3. Mota, Manny	15 (1974)
Goodson, Ed	15 (1976)
Mota, Manny	15 (1979)
Hansen, Dave	15 (2000)
Saenz, Olmedo	15 (2004)
Saenz, Olmedo	15 (2006)
9. 7 Players with 14	



Steve Sax's name can be found in several L.A. Dodger single-season record books.

LOS ANGELES SINGLE-SEASON TOP 10 - PITCHING

GAMES:

1. Marshall, Mike	106 (1974)
2. Quantrill, Paul	89 (2003)
3. Quantrill, Paul	86 (2002)
4. Beimel, Joe	83 (2007)
6. Broxton, Jonathan	83 (2007)
7. Martin, Tom	80 (2003)
8. Sanchez, Duaner	79 (2005)
9. Hough, Charlie	77 (1976)
10. Shaw, Jeff	77 (2001)
11. Gagné, Eric	77 (2002)
12. Gagné, Eric	77 (2003)
13. Belisario, Ronald	77 (2013)

GAMES STARTED:

1. Drysdale, Don	42 (1963)
2. Drysdale, Don	42 (1965)
3. Drysdale, Don	41 (1962)
4. Koufax, Sandy	41 (1965)
5. Koufax, Sandy	41 (1966)
6. Osteen, Claude	41 (1969)
7. Sutton, Don	41 (1969)
8. 8 tied with 40	

COMPLETE GAMES:

1. Koufax, Sandy	27 (1965)
2. Koufax, Sandy	27 (1966)
3. Drysdale, Don	21 (1964)
4. Koufax, Sandy	20 (1963)
5. Drysdale, Don	20 (1965)
6. Valenzuela, Fernando	20 (1986)
7. Drysdale, Don	19 (1962)
8. Messersmith, Andy	19 (1975)
9. Sutton, Don	18 (1972)
10. Valenzuela, Fernando	18 (1982)

INNINGS:

1. Koufax, Sandy	335.2 (1965)
2. Koufax, Sandy	323.0 (1966)
3. Messersmith, Andy	322.0 (1975)
4. Drysdale, Don	321.1 (1964)
5. Osteen, Claude	321.0 (1969)
6. Singer, Bill	316.0 (1969)
7. Drysdale, Don	315.1 (1963)
8. Drysdale, Don	314.1 (1962)
9. Koufax, Sandy	311.0 (1963)
10. Drysdale, Don	308.1 (1965)

WINS:

1. Koufax, Sandy	27 (1966)
2. Koufax, Sandy	26 (1965)
3. Drysdale, Don	25 (1962)
4. Koufax, Sandy	25 (1963)
5. Hershiser, Orel	23 (1988)
6. Drysdale, Don	23 (1965)
7. Sutton, Don	21 (1976)
8. Valenzuela, Fernando	21 (1986)
9. Kershaw, Clayton	21 (2011)
10. Kershaw, Clayton	21 (2014)

WINNING PCT. (MINIMUM 15 DECISIONS):

1. Regan, Phil	.933 (14-1) 1966
2. Kershaw, Clayton	.875 (21-3) 2014
3. Hershiser, Orel	.864 (19-3) 1985
4. Greinke, Zack	.864 (19-3) 2015
5. Wood, Alex	.842 (16-3) 2017
6. Perranoski, Ron	.842 (16-3) 1963
7. Koufax, Sandy	.833 (25-5) 1963
8. Kershaw, Clayton	.818 (18-4) 2017
9. John, Tommy	.813 (13-3) 1974
10. Kershaw, Clayton	.808 (21-5) 2011

STRIKEOUTS:

1. Koufax, Sandy	382 (1965)
2. Koufax, Sandy	317 (1966)
3. Koufax, Sandy	306 (1963)
4. Kershaw, Clayton	301 (2015)
5. Koufax, Sandy	269 (1961)
6. Drysdale, Don	251 (1963)
7. Kershaw, Clayton	248 (2011)
8. Singer, Bill	247 (1969)
9. Drysdale, Don	246 (1960)
10. Drysdale, Don	242 (1959)
11. Valenzuela, Fernando	242 (1986)

ERA (MIN. 1.0 IP PER TEAM GAME):

1. Greinke, Zack	1.66 (2015)
2. Koufax, Sandy	1.73 (1966)
3. Koufax, Sandy	1.74 (1964)
4. Kershaw, Clayton	1.77 (2014)
5. Kershaw, Clayton	1.83 (2013)
6. Koufax, Sandy	1.88 (1963)
7. Hershiser, Orel	2.03 (1985)
8. Koufax, Sandy	2.04 (1965)
9. Sutton, Don	2.08 (1972)
10. Kershaw, Clayton	2.13 (2015)

SHUTOUTS:

1. Koufax, Sandy	11 (1963)
2. Sutton, Don	9 (1972)
3. Koufax, Sandy	8 (1965)
4. Drysdale, Don	8 (1968)
5. Valenzuela, Fernando	8 (1981)
6. Hershiser, Orel	8 (1988)
7. Belcher, Tim	8 (1989)
8. Koufax, Sandy	7 (1964)
9. Drysdale, Don	7 (1965)
10. Osteen, Claude	7 (1969)
11. Messersmith, Andy	7 (1975)

SAVES:

1. Gagné, Eric	55 (2003)
2. Gagné, Eric	52 (2002)
3. Jansen, Kenley	47 (2016)
4. Gagné, Eric	45 (2004)
5. Jansen, Kenley	44 (2014)
6. Worrell, Todd	44 (1996)
7. Shaw, Jeff	43 (2001)
8. Jansen, Kenley	41 (2017)
9. Saito, Takashi	39 (2007)
10. Broxton, Jonathan	36 (2009)
11. Jansen, Kenley	36 (2015)

LOS ANGELES WIN-LOSS BREAKDOWN 1958-2017

	1958	1959	1960	1961	1962	1963	1964	1965	1966	1967	1968	1969	1970	1971	1972
At Home	39-38	46-32	42-35	45-32	54-29	50-31	41-40	50-31	53-28	42-39	41-40	50-31	39-42	42-39	41-34
Away	32-45	42-36	40-37	44-33	48-34	49-32	39-42	47-34	42-39	31-50	35-46	35-46	48-32	47-34	44-36
Day Games	28-42	29-28	30-22	28-21	37-22	32-24	28-27	32-24	32-21	20-29	25-24	21-22	26-19	22-23	19-23
Night Games	43-41	59-40	52-50	61-44	65-41	67-39	52-55	65-41	63-46	53-60	51-62	64-55	61-55	67-50	66-47
vs. Right-Handers	61-74	72-56	70-58	71-47	64-44	77-44	58-53	62-36	63-41	52-56	55-56	56-56	60-50	60-46	59-46
vs. Left-Handers	10-9	16-12	12-14	18-18	38-19	22-19	24-29	35-29	32-26	21-33	21-30	20-21	27-24	29-27	26-24
One-Run Dec.	19-19	33-22	20-27	33-15	23-18	33-18	24-31	32-28	34-19	23-26	35-33	25-26	22-24	28-18	25-27
Extra-Inn. Games	8-3	9-8	10-11	13-4	8-5	9-6	4-7	9-10	11-5	10-17	9-4	4-10	10-6	5-5	9-8
Shutouts	7-3	14-6	13-13	10-8	8-9	24-8	8-9	23-6	20-17	17-15	23-23	20-14	17-11	18-10	23-12
In April	5-9	11-6	8-7	10-8	13-8	10-11	6-10	10-5	11-7	6-10	9-9	14-7	10-10	13-11	11-4
May	11-17	14-17	12-14	17-11	21-7	17-9	15-13	19-12	16-11	13-14	14-16	13-11	18-10	13-13	15-12
June	15-13	18-12	13-14	16-12	17-14	16-12	13-15	17-14	14-14	18-16	17-13	17-11	15-12	17-11	10-16
July	13-14	15-12	19-7	19-7	20-6	21-10	16-12	15-13	18-10	9-15	7-20	12-17	16-10	13-16	13-14
August	17-14	14-12	15-15	11-15	17-12	16-12	13-16	14-13	15-15	14-16	11-19	16-12	13-16	15-13	17-11
Sept. - Oct.	10-16	16-9	15-15	16-12	14-16	19-9	17-16	22-8	21-10	13-18	18-9	13-19	15-16	18-9	19-13
Before ASG	33-42	47-37	41-38	49-35	58-31	50-33	38-39	51-38	47-36	34-47	41-44	53-41	51-35	49-41	47-42
After ASG	38-41	41-31	41-34	40-30	44-32	49-30	42-43	46-27	48-31	39-42	35-42	32-36	36-39	40-32	38-28

	1973	1974	1975	1976	1977	1978	1979	1980	1981	1982	1983	1984	1985	1986	1987
At Home	50-51	52-29	49-32	49-32	51-30	54-27	46-35	55-27	33-23	43-38	48-32	40-41	48-33	46-35	40-41
Away	45-35	50-31	39-42	43-38	47-34	41-40	33-48	37-44	30-24	45-36	43-39	39-42	47-34	27-54	33-48
Day Games	26-18	32-14	22-23	26-23	26-20	27-24	23-27	27-22	18-13	23-18	20-26	25-27	28-24	24-27	24-27
Night Games	69-48	70-46	66-51	66-47	72-44	68-43	56-56	65-49	45-34	65-56	71-45	54-56	67-43	49-62	49-62
vs. Right-Handers	65-40	76-44	64-55	61-55	72-48	65-47	51-63	77-66	55-33	75-67	82-50	57-51	65-49	44-58	52-55
vs. Left-Handers	30-26	26-16	24-19	31-15	26-16	30-20	28-20	15-5	8-14	13-7	9-21	22-32	30-18	29-31	21-34
One-Run Dec.	30-23	29-23	29-52	37-25	32-31	28-28	24-26	31-33	16-21	31-27	30-21	34-26	28-20	28-28	19-32
Extra-Inn. Games	15-7	11-7	8-10	8-10	9-11	3-5	9-7	10-9	8-7	11-12	8-6	10-9	8-11	7-12	9-13
Shutouts	15-9	19-7	18-7	17-14	13-7	16-8	6-9	19-4	19-5	16-6	12-7	16-15	21-6	14-14	8-16
In April	11-11	17-6	15-8	10-9	17-3	13-7	10-14	13-7	14-5	10-11	14-6	17-8	11-10	10-13	12-11
May	19-8	19-8	15-12	18-10	16-12	14-13	16-12	15-11	19-10	15-13	18-8	11-15	12-14	13-13	11-15
June	21-8	16-10	13-16	14-15	17-11	17-12	7-20	14-14	3-6	16-13	14-14	13-16	15-10	11-16	13-14
July	15-13	16-13	12-16	13-12	16-12	17-12	12-15	13-14	-	14-12	11-17	11-16	20-70	15-10	10-16
August	17-12	15-12	17-12	19-10	14-15	18-10	17-11	18-11	12-9	19-10	20-10	11-17	6-11	13-16	10-19
Sept. - Oct.	12-14	19-11	16-10	18-14	18-11	16-13	17-11	19-14	15-17	14-15	14-16	16-11	21-15	11-21	17-14
Before ASG	63-57	63-54	49-42	47-39	59-33	50-36	36-57	46-34	36-21	46-42	47-31	45-43	48-37	40-48	39-49
After ASG	32-29	39-26	39-32	45-31	39-31	45-31	43-26	46-37	27-26	42-32	44-40	34-40	47-30	33-41	34-40

	1988	1989	1990	1991	1992	1993	1994	1995	1996	1997	1998	1999	2000	2001	2002
At Home	45-36	44-37	47-34	54-27	37-44	41-40	33-22	39-33	47-34	47-34	48-33	37-44	44-37	44-37	46-35
Away	49-31	33-46	39-42	39-42	26-55	40-41	25-34	39-33	43-38	41-40	35-46	40-41	42-39	42-39	46-35
Day Games	29-19	30-19	19-20	24-21	20-34	20-24	20-14	17-15	26-21	27-19	21-23	25-21	23-22	22-23	29-18
Night Games	65-48	47-64	67-56	69-48	43-65	61-57	38-42	61-51	64-51	61-55	62-56	52-64	63-54	62-63	62-62
vs. Right-Handers	68-40	45-57	55-51	55-39	38-62	51-57	43-36	56-48	66-61	62-49	64-60	53-60	67-51	61-58	68-55
vs. Left-Handers	26-27	32-26	31-25	38-30	25-37	30-24	15-20	22-18	24-11	26-25	19-19	24-25	19-25	25-18	24-15
One-Run Dec.	28-28	27-31	26-13	29-27	17-40	27-27	28-22	19-25	33-23	19-24	30-24	21-27	25-21	29-29	33-15
Extra-Inn. Games	7-7	10-7	10-3	9-11	6-7	10-12	9-3	5-6	9-7	9-8	9-8	4-12	9-5	7-6	7-4
Shutouts	24-10	19-17	12-8	14-8	13-15	9-8	5-7	11-12	9-12	6-6	10-9	6-6	11-11	5-8	15-13
In April	13-7	11-13	11-10	10-10	9-13	8-15	11-12	3-2	14-14	13-11	14-12	13-10	14-10	15-10	16-10
May	14-13	14-11	14-13	17-10	13-10	18-8	17-12	11-17	15-12	13-15	13-17	13-14	14-12	15-13	15-13
June	17-11	12-17	11-15	18-9	9-18	14-13	13-13	18-10	13-14	13-16	13-13	8-17	13-15	13-14	19-8
July	16-12	12-16	16-11	13-13	12-19	14-13	11-15	13-13	15-11	20-7	17-10	11-18	14-12	18-9	10-16
August	17-12	13-14	18-12	13-16	10-18	12-15	6-4	16-14	17-10	19-11	11-18	17-11	15-15	12-16	18-10
Sept. - Oct.	17-12	15-12	16-15	22-11	10-20	15-17	-	17-10	16-11	10-14	15-9	15-15	16-12	13-14	14-13
Before ASG	48-36	40-47	39-43	49-31	39-49	46-41	46-42	36-36	47-42	45-42	43-44	39-47	44-42	48-40	54-34
After ASG	46-31	37-36	47-33	44-38	24-50	35-40	12-14	42-30	43-30	43-32	40-35	38-38	42-34	38-36	38-36

	2003	2004	2005	2006	2007	2008	2009	2010	2011	2012	2013	2014	2015	2016	2017
At Home	46-35	49-32	40-41	49-32	43-38	48-33	50-31	45-36	42-39	45-36	47-34	45-36	55-26	53-28	57-24
Away	39-42	44-37	31-50	39-42	39-42	36-45	45-36	35-46	40-40	41-40	45-36	49-32	37-44	38-43	47-34
Day Games	26-14	23-22	20-25	27-22	25-22	23-24	27-17	21-22	25-25	29-19	26-17	23-21	25-16	28-16	30-14
Night Games	59-63	70-47	51-56	61-52	57-58	61-54	68-50	59-60	57-54	58-57	66-53	71-47	67-54	63-55	74-44
vs. Right-Handers	61-61	70-47	55-69	69-58	58-58	53-57	68-47	57-55	58-59	50-60	64-63	68-52	67-51	69-47	71-43
vs. Left-Handers	24-16	23-22	16-22	19-16	26-22	31-21	27-20	23-27	24-20	36-26	26-27	26-16	25-19	22-24	33-15
One-Run Dec.	26-23	33-22	20-23	20-20	26-22	18-24	28-22	26-24	23-21	29-27	25-21	25-20	23-26	22-20	25-19
Extra-Inn. Games	6-10	11-3	7-5	3-8	9-4	6-12	12-9	9-4	8-3	8-7	10-5	6-12	6-9	6-8	8-4
Shutouts	17-13	6-12	9-9	10-9	6-11	6-12	7-7	16-17	17-13	10-15	22-9	16-5	21-12	15-12	16-8
March-April	14-14	14-8	15-8	12-13	15-11	14-13	15-8	9-14	14-14	16-7	13-13	15-12	13-8	12-13	14-12
May	17-10	13-14	11-17	18-10	16-11	13-15	20-9	20-8	12-16	16-12	10-17	15-15	16-12	16-12	19-9
June	14-11	12-14	11-16	11-15	14-15	11-16	14-12	14-13	10-16	11-17	15-13	18-10	15-15	16-12	21-7
July	9-18	21-7	10-17	9-17	12-12	16-10	15-10	11-15	12-13	13-13	19-6	14-10	14-10	15-9	20-3
August	17-11	17-11	14-14	21-7	13-15	13-16	14-15	14-15	17-11	14-14	23-16				

LOS ANGELES TEAM TOTALS 1958-2017

Figures in parentheses indicate rank in league; T is for tie

	1958	1959	1960	1961	1962	1963	1964	1965	1966	1967	1968	1969
Games	154	156	154	154	165	162	162	162	162	162	162	162
Runs	668 (5)	705 (3T)	662 (4)	735 (2)	842 (2)	640 (6)	614 (8)	608 (8)	606 (8)	519 (9)	470 (10)	645 (7T)
Hits	1297 (8)	1360 (6)	1333 (4)	1358 (7)	1510 (4)	1361 (5)	1375 (7)	1329 (7)	1399 (7)	1285 (10)	1234 (9)	1405 (4)
Stolen Bases	73 (1)	84 (1)	95 (1)	86 (1)	198 (1)	124 (1)	141 (1)	172 (1)	94 (2)	56 (8)	57 (7)	80 (3)
Batting Average	.251 (8)	.257 (6)	.255 (3T)	.262 (5)	.268 (4T)	.251 (4)	.250 (6)	.245 (7)	.256 (5)	.236 (10)	.230 (8)	.254 (4)
Opponent Runs	761 (1)	670 (3)	593 (1T)	697 (6)	697 (6)	550 (1)	572 (2)	521 (1)	490 (1)	595 (5)	509 (3)	561 (3)
Los Angeles HR	172 (2)	148 (5)	126 (5)	157 (5)	140 (5)	110 (7)	79 (9)	78 (10)	108 (8T)	82 (10)	67 (9)	97 (11)
Opponent HR	173 (8)	157 (7)	154 (8)	167 (8)	115 (2)	111 (3)	88 (1)	127 (5)	84 (1)	93 (2)	65 (1)	122 (8)
Staff ERA	4.47 (8)	3.79 (3)	3.40 (1)	4.04 (6)	3.62 (3)	2.85 (1)	2.95 (1)	2.81 (1)	2.62 (1)	3.21 (5)	2.69 (2)	3.09 (3)
Saves	31 (2)	26 (1T)	20 (7)	35 (2)	46 (1)	29 (6)	27 (8)	34 (5T)	35 (3T)	24 (7)	31 (5)	31 (6)
Double Plays	198 (1)	154 (4)	142 (4)	162 (5)	144 (9T)	129 (7)	126 (9)	135 (8)	128 (9)	144 (6)	144 (4T)	130 (11)
Fielding Pct.	.975 (6T)	.981 (1)	.979 (1)	.975 (5T)	.970 (9)	.975 (6T)	.973 (8T)	.979 (2T)	.979 (3)	.975 (8T)	.977 (8)	.980 (2T)
	1970	1971	1972	1973	1974	1975	1976	1977	1978	1979	1980	1981
Games	161	162	155	161	162	162	162	162	162	162	163	110
Runs	749 (4)	663 (4)	584 (7)	675 (6)	798 (1)	648 (8)	608 (9)	769 (3)	727 (1)	739 (2)	663 (6)	450 (4)
Hits	1515 (2)	1469 (3)	1349 (5)	1473 (2)	1510 (2)	1355 (9)	1369 (7)	1484 (6)	1425 (2T)	1443 (7)	1459 (4)	984 (2)
Stolen Bases	138 (1)	76 (5)	82 (5)	109 (3)	149 (2)	138 (2)	144 (3)	114 (7)	137 (5T)	106 (8)	123 (8)	73 (10)
Batting Average	.270 (1T)	.266 (3)	.256 (6)	.263 (2)	.272 (2)	.248 (9)	.251 (6T)	.266 (5T)	.264 (1T)	.263 (7)	.263 (4)	.262 (4)
Opponent Runs	684 (5)	587 (4)	527 (2)	565 (1)	561 (1)	534 (1)	543 (2)	582 (1)	573 (1)	717 (9)	591 (2)	356 (2)
Los Angeles HR	87 (12)	95 (9T)	98 (9T)	110 (10)	561 (1)	534 (1)	543 (2)	582 (1)	573 (1)	717 (9)	591 (2)	356 (2)
Opponent HR	164 (11)	110 (6)	83 (1)	129 (2)	112 (8)	104 (8)	97 (8T)	119 (4)	107 (6)	101 (3)	105 (7)	54 (3)
Staff ERA	3.82 (5)	3.23 (3T)	2.78 (1)	3.00 (1)	2.97 (1)	2.92 (1)	3.02 (2)	3.22 (1)	3.12 (1)	3.83 (7)	3.24 (2)	3.01 (2)
Saves	42 (3)	33 (3)	29 (6)	38 (6T)	23 (5)	21 (11)	28 (7)	39 (4T)	38 (4T)	34 (6T)	42 (2)	24 (5T)
Double Plays	135 (10)	159 (5)	145 (6)	166 (2)	122 (12)	106 (12)	154 (5)	160 (3)	138 (7)	123 (11T)	149 (5T)	101 (6)
Fielding Percentage	.978 (4T)	.979 (6T)	.974 (10T)	.981 (2T)	.975 (7T)	.979 (2T)	.980 (3)	.981 (2T)	.978 (4T)	.981 (2)	.981 (2T)	.980 (3T)
	1982	1983	1984	1985	1986	1987	1988	1989	1990	1991	1992	1993
Games	162	162	162	162	162	162	162	160	162	162	162	162
Runs	691 (4)	654 (8)	580 (12)	682 (5)	638 (9)	635 (12)	628 (6T)	554 (12)	728 (3)	665 (5)	548 (12)	675 (12)
Hits	1477 (2)	1358 (8)	1313 (12)	1432 (3)	1373 (9)	1389 (11)	1346 (6)	1313 (11)	1436 (4)	1366 (5T)	1333 (10)	1458 (8)
Stolen Bases	151 (5T)	166 (3)	109 (10)	136 (5)	155 (5)	128 (9)	131 (6)	81 (12)	141 (6)	126 (5)	142 (3)	126 (5)
Batting Average	.264 (2T)	.250 (7T)	.244 (11T)	.261 (2T)	.251 (9)	.252 (12)	.248 (5T)	.240 (10)	.262 (4)	.253 (6)	.248 (9)	.261 (10)
Opponent Runs	612 (2)	609 (1)	600 (3)	579 (3)	679 (5)	675 (2)	544 (2)	536 (1)	685 (7)	565 (1)	636 (7)	662 (4)
Los Angeles HR	138 (2)	146 (1)	102 (8)	129 (4)	130 (7)	125 (8)	99 (8)	89 (11)	129 (6)	108 (9)	72 (12)	130 (10)
Opponent HR	81 (1)	97 (2T)	76 (1)	102 (3)	115 (2)	130 (2)	84 (2)	95 (2)	137 (11)	96 (1)	82 (1)	103 (2)
Staff ERA	3.26 (1)	3.10 (1)	3.17 (2)	2.96 (1)	3.76 (5)	3.72 (2)	2.96 (2)	2.95 (1)	3.72 (7)	3.06 (1)	3.41 (6)	3.50 (3)
Saves	28 (12)	40 (8)	27 (11)	36 (8)	25 (12)	32 (11T)	49 (1)	36 (9)	29 (12)	40 (7T)	29 (12)	36 (10)
Double Plays	131 (9)	132 (8)	146 (6)	131 (11)	118 (11)	144 (6)	126 (11)	153 (1)	123 (10)	126 (8)	136 (5)	141 (9T)
Fielding Percentage	.979 (5T)	.974 (11)	.975 (10T)	.974 (12)	.971 (12)	.975 (12)	.977 (10)	.981 (3)	.979 (6T)	.980 (7)	.972 (12)	.979 (7T)
	1994	1995	1996	1997	1998	1999	2000	2001	2002	2003	2004	2005
Games	114	144	162	162	162	162	162	160	162	162	162	162
Runs	532 (7)	634 (10)	703 (12)	742 (7)	669 (12)	793 (11)	798 (8)	758 (8)	713 (7)	574 (16)	761 (9)	685 (12)
Hits	1055 (6)	1303 (7)	1396 (13)	1488 (4)	1374 (14)	1480 (9)	1408 (14)	1399 (11)	1464 (5)	1328 (15)	1450 (9)	1374 (15)
Stolen Bases	74 (8)	127 (5)	124 (6)	131 (7)	137 (3)	167 (2)	95 (9)	89 (8T)	96 (6)	80 (6)	102 (5)	58 (15)
Batting Average	.270 (6)	.264 (7)	.252 (13)	.268 (4)	.252 (13)	.266 (10)	.257 (12)	.255 (11)	.264 (5)	.243 (16)	.262 (10)	.253 (15)
Opponent Runs	509 (7)	609 (2)	652 (2)	645 (2)	678 (5)	787 (8)	729 (2)	744 (7)	643 (3)	556 (1)	684 (4)	755 (12)
Los Angeles HR	115 (7)	140 (7)	150 (6)	174 (2T)	159 (8T)	187 (8)	211 (4)	206 (6)	155 (11)	124 (15)	203 (4)	149 (11)
Opponent HR	90 (2)	125 (3)	125 (3)	163 (9)	135 (2)	192 (10)	176 (7)	184 (7)	165 (9)	127 (1)	178 (10)	182 (12)
Staff ERA	4.17 (9)	3.66 (2)	3.46 (1)	3.62 (4T)	3.81 (5)	4.45 (7)	4.10 (2)	4.25 (8)	3.69 (3)	3.16 (1)	4.01 (4)	4.38 (12)
Saves	20 (14)	37 (7)	50 (2)	45 (3T)	47 (3)	37 (11)	36 (11)	46 (5T)	56 (2)	58 (1)	51 (3)	40 (9)
Double Plays	104 (9)	120 (10T)	143 (12T)	104 (14)	154 (8)	137 (12)	151 (7T)	138 (9T)	134 (15)	164 (2)	145 (8)	141 (11)
Fielding Percentage	.980 (8T)	.976 (14)	.980 (5T)	.981 (8)	.978 (13)	.978 (12T)	.978 (13T)	.981 (12T)	.985 (3T)	.981 (10T)	.988 (1)	.983 (10)
	2006	2007	2008	2009	2010	2011	2012	2013	2014	2015	2016	2017
Games	162	162	162	162	162	161	162	162	162	162	162	162
Runs	820 (4)	735 (10)	700 (13)	780 (4)	667 (11)	644 (9)	637 (13)	649 (7)	718 (2)	667 (8)	725 (7)	770 (6)
Hits	1552 (1)	1544 (4)	1455 (6)	1511 (1)	1368 (10)	1395 (9)	1369 (9)	1447 (4)	1476 (2)	1346 (13)	1376 (11)	1347 (13)
Stolen Bases	128 (2)	137 (3)	126 (4)	116 (3)	92 (8T)	126 (4)	104 (8)	78 (7T)	138 (1)	59 (13)	45 (13)	77 (8T)
Batting Average	.276 (1)	.275 (2T)	.264 (5)	.270 (1)	.252 (10)	.257 (6)	.252 (8)	.264 (3)	.265 (2)	.250 (10)	.249 (11)	.249 (11T)
Opponent Runs	751 (4)	727 (4)	648 (1)	611 (1T)	692 (8)	612 (5)	597 (3)	582 (3)	617 (7)	595 (2)	638 (5)	580 (1)
Los Angeles HR	153 (15)	129 (15)	137 (13)	145 (11)	120 (15)	117 (12)	116 (15)	138 (10)	134 (6)	187 (1)	189 (8)	221 (4)
Opponent HR	152 (1)	146 (3)	123 (1)	127 (3)	134 (3T)	132 (6)	122 (1)	127 (4T)	142 (11)	145 (5T)	165 (7)	184 (5)
Staff ERA	4.23 (4)	4.20 (6)	3.68 (1)	3.41 (1)	4.01 (8)	3.54 (5)	3.34 (2T)	3.25 (2)	3.40 (4)	3.44 (5)	3.70 (5)	3.38 (1)
Saves	40 (7)	43 (5)	35 (11)	44 (4)	41 (5T)	40 (12T)	40 (10)	46 (4)	47 (4)	47 (5)	47 (4)	51 (2)
Double Plays	174 (2)	160 (4)	124 (8)	134 (12T)	124 (14)	121 (16)	138 (7)	160 (3)	145 (7T)	133 (11)	101 (15)	131 (13)
Fielding Percentage	.982 (10T)	.981 (14)	.984 (7)	.986 (4)	.984 (6T)	.986 (3)	.984 (5)	.982 (12)	.983 (9T)	.988 (1)	.986 (3)	.985 (5T)

HISTORY & RECORDS

LOS ANGELES BATTING LEADERS 1958-2017

Year	Games	Runs	Hits	Singles	Doubles	Triples
1958	Gilliam (147)	Neal (87)	Gilliam (145)	Gilliam (113)	Gilliam (25)	Roseboro (9)
1959	Neal (151)	Neal (103)	Neal (177)	Gilliam (131)	Neal (30)	Moon, Neal (11)
1960	Gilliam (151)	Gilliam (96)	Wills (152)	Wills (135)	Larker (26)	Moon (6)
1961	Wills (149)	Wills (105)	Wills (173)	Wills (150)	Gilliam (26)	Wills (10)
1962	Wills (165) ***	Wills (130)	T. Davis (230)*	Wills (179)*	T. Davis (27)	Wills, W. Davis (10)
1963	W. Davis (156)	Wills (83)	T. Davis (181)	T. Davis (143)	Gilliam (27)	W. Davis (8)
1964	Wills (158)	W. Davis (91)	W. Davis (180)	Wills (151)	Roseboro (24)	W. Davis (7)
1965	Wills, Fairly (158)	Wills (92)	Wills (186)	Wills (165)*	Fairly (28)	Wills, Parker (7)
1966	Parker (156)	W. Davis (74)	W. Davis (177)	Wills (145)	W. Davis (31)	W. Davis (6)
1967	Fairly (153)	W. Davis (65)	W. Davis (146)	W. Davis (102)	Fairly (19)	W. Davis (9)
1968	W. Davis (160)	W. Davis (86)	W. Davis (161)	W. Davis (120)	Haller (27)	W. Davis (10)
1969	Sizemore (159)	Parker (76)	Sizemore (160)	Sizemore (131)	Davis, Parker (23)	W. Davis, Wills (8)
1970	Parker (161)*	W. Davis, Grabarkewitz (92)	Parker (196)	Parker (135)	Parker (47)*	W. Davis (16)*
1971	W. Davis (158)	W. Davis (84)	W. Davis (198)	Wills (149)	W. Davis (33)	W. Davis (10)
1972	W. Davis (149)	W. Davis (81)	W. Davis (178)	W. Davis (130)	W. Davis (22)	W. Davis (7)
1973	Russell (162) †	Ferguson (84)	W. Davis (171)	Buckner, Russell (130)	W. Davis (29)	W. Davis (9)
1974	Russell (160)	Wynn (104)	Garvey (200)	Garvey (144)	Garvey (32)	Paciorek, Russell (6)
1975	Garvey (160)	Lopes (108)	Garvey (210)	Garvey (148)	Garvey (38)	Garvey (6)
1976	Garvey (162)	Garvey (85)	Garvey (200)	Buckner (154)	Garvey (37)	Lopes (7)
1977	Garvey (162)*	Smith (104)	Garvey (192)	Russell (138)	Russell (28)	Russell (6)
1978	Garvey (162)*	Lopes (93)	Garvey (202)*	Russell (140)	Garvey (36)	Garvey (9)
1979	Garvey (162)	Lopes (109)	Garvey (204)	Garvey (143)	Garvey (32)	Lopes (6)
1980	Garvey (163)*	Cey (81)	Garvey (200)*	Garvey (146)	Garvey (27)	Baker, Law (4)
1981	Garvey (110)*	Garvey (63)	Baker (128)	Baker (99)	Garvey (23)	Landreaux (4)
1982	Garvey (162)*	Sax (88)	Sax (180)	Sax (146)	Garvey (35)	Sax, Landreaux (7)
1983	Guerrero (160)	Sax (94)	Sax (175)	Sax (147)	Guerrero (28)	Guerrero, Thomas (6)
1984	Sax (145)	Guerrero (85)	Guerrero (162)	Guerrero (113)	Guerrero (29)	Landreaux (5)
1985	Landreaux (147)	Guerrero (99)	Guerrero (156)	Sax (123)	Marshall (27)	Duncan (6)
1986	Sax (157)	Sax (91)	Sax (210)	Sax (157)	Sax (43)	Sax (4)
1987	Sax (157)	Guerrero (89)	Guerrero (184)	Sax (136)	Sciocchia, Shelby (26)	Sax (7)
1988	Sax (160)	Gibson (106)	Sax (175)	Sax (147)*	Gibson (28)	Shelby (6)
1989	Murray (160)	Murray (66)	Randolph (155)	Randolph (136)	Hamilton (35)	Gibson, Gonzalez, Griffin, Hatcher (2)
1990	Murray (155)	Murray (96)	Murray (184)	Murray (133)	Brooks (28)	Harris (4)
1991	Butler (161)*	Butler (112)*	Butler (182)	Butler (162)*	Murray (23)	Samuel (6)
1992	Butler (157)	Butler (86)	Butler (171)	Butler (143)*	Karros (30)	Butler (11)
1993	Karros, Offerman (157)	Piazza (81)	Butler (181)	Butler (149)*	Snyder (33)	Butler (10)
1994	Wallach (113)	Butler (79)	Mondesi (133)	Butler (101)	Mondesi (27)	Butler (9)
1995	Karros (143)	Mondesi (91)	Karros (164)	Piazza (101)	Karros (29)	Mondesi, Offerman (6)
1996	Mondesi (157)	Mondesi (98)	Mondesi (188)	Piazza (132)	Mondesi (40)	DeShields (6)
1997	Karros (162)*	Piazza (104)	Piazza (201)	Piazza (128)	Mondesi (42)	Guerrero (9)
1998	Mondesi (148)	Mondesi (85)	Mondesi (162)	Karros (106)	Mondesi (26)	Mondesi (5)
1999	Mondesi (159)	Sheffield (103)	Karros (176)	Grudzielanek (124)	Karros (40)	Beltre, Mondesi
2000	Green (162)*	Sheffield (105)	Grudzielanek (172)	Grudzielanek (124)	Grudzielanek (5)	Grudzielanek, Cora (6)
2001	Green (161)	Green (124)	Green (184)	Green (100)	Green (31)	Goodwin (5)
2002	Beltre (159)	Green (110)	Green (166)	Lo Duca (114)	Lo Duca (38)	Roberts (7)
2003	Green (160)	Green (84)	Green (171)	Izturis, Lo Duca (112)	Green (49)	Izturis (6)
2004	Izturis (159)	Beltre (104)	Beltre (200)	Izturis (148)	Izturis, Beltre (32)	Izturis (9)
2005	Kent (149)	Kent (100)	Kent (160)	Kent (95)	Kent (36)	Repko (3)
2006	Furcal (159)	Furcal (113)	Furcal (196)	Furcal (140)	Drew (34)	Lofton (12)
2007	Pierre (162)	Pierre (96)	Pierre (196)	Pierre (164)	Kent (36)	Pierre (8)
2008	Loney (161)	Kemp (93)	Kemp (176)	Loney (118)	Ethier, Kemp (38)	Loney (6)
2009	Ethier (160)	Kemp (97)	Kemp (180)	Furcal (123)	Ethier (42)	Pierre (8)
2010	Kemp (162)	Kemp (82)	Loney (157)	Loney (104)	Loney (41)	Furcal (7)
2011	Kemp (161)	Kemp (115)	Kemp (195)	Kemp (119)	Kemp (33)	Carroll, Gwynn (6)
2012	Ethier (149)	Ethier (79)	Ethier (158)	Ethier (101)	Ethier (36)	Gwynn (4)
2013	Gonzalez (157)	Gonzalez (69)	Gonzalez (171)	Gonzalez (117)	Ethier (33)	Crawford (3)
2014	Gonzalez (159)	Gordon/Puig (92)	Gordon (176)	Gordon (138)	Gonzalez (41)	Gordon (12)
2015	Gonzalez (156)	Gonzalez (76)	Gonzalez (157)	Kendrick (104)	Gonzalez (33)	Ethier (7)
2016	Seager (157)	Seager (105)	Seager (193)	Seager (122)	Seager (40)	Seager (5)
2017	Puig (152)	Bellinger (87)	Seager (159)	Seager (104)	Taylor (34)	Taylor (5)
L.A. Record	Wills (165)	Wills (150)	T. Davis (230)	Wills (179)	Green (49)	W. Davis (16)
Year	Home Runs	Total Bases	RBI	Base on Balls	Hit by Pitch	Strikeouts
1958	Neal, Hodges (22)	Neal (207)	Furillo (83)	Gilliam (78)	Neal (5)	Zimmer (92)
1959	Hodges (25)	Neal (286)	Snider (88)	Gilliam (96)*	Demeter (6)	Hodges (92)
1960	Howard (23)	Moon (212)	Larker (78)	Gilliam (96)	Roseboro (4)	Howard (108)
1961	Roseboro (18)	Moon (234)	Moon (88)	Moon (89)	W. Davis (5)	Moon (79)
1962	Howard (31)	T. Davis (356)	T. Davis (153)*	Gilliam (93)	Roseboro (7)	Howard (108)
1963	Howard (28)	T. Davis (254)	T. Davis (88)	Gilliam (60)	T. Davis, Howard (4)	Howard (116)
1964	Howard (24)	W. Davis (253)	T. Davis (86)	Fairly (65)	Roseboro, T. Davis (4)	Howard (113)
1965	Lefebvre, Johnson (12)	Wills (214)	Fairly (70)	Fairly (76)	Johnson (16)	Parker (95)
1966	Lefebvre (24)	W. Davis (253)	Lefebvre (74)	Parker (69)	Johnson (14)	Parker (83)
1967	Ferrara (16)	W. Davis (209)	Fairly (55)	Parker (65)	Hunt (10)	Parker (83)
1968	Gabrielson (10)	W. Davis (226)	Haller (53)	Parker (49)	Fairly (4)	W. Davis (88)
1969	Kosco (19)	W. Davis (227)	Kosco (74)	Parker (56)	Sizemore (5)	Sudakis (94)

*League Leader ***Major League Record †Tied for League Lead ‡All-Time Dodger Record

LOS ANGELES BATTING LEADERS 1958-2017 (CONTINUED)

Year	Home Runs	Total Bases	RBI	Base on Balls	Hit by Pitch	Strikeouts
1970	Grabarkewitz (17)	Parker (281)	Parker (111)	Grabarkewitz (95)	Grabarkewitz (6)	Grabarkewitz (149)
1971	Allen (23)	W. Davis (281)	Allen (90)	Allen (93)	Buckner (5)	Allen (113)
1972	W. Davis, Robinson (19)	W. Davis (271)	W. Davis (79)	Parker (62)	Mota (5)	Robinson (76)
1973	Ferguson (25)	W. Davis (266)	Ferguson (88)	Ferguson (87)	W. Davis, Lopes (5)	Crawford (91)
1974	Wynn (32)	Garvey (301)	Garvey (111)	Wynn (108)	Cey (7)	Wynn (104)
1975	Cey (25)	Garvey (314)	Cey (101)	Yeager (110)	Yeager (8)	Lopes (93)
1976	Cey (23)	Garvey (284)	Cey, Garvey (80)	Cey (89)	Yeager (7)	Yeager (84)
1977	Garvey (33)	Garvey (322)	Garvey (115)	Smith (104)	Baker (6)	Monday (109)
1978	Smith (29)	Garvey (319)	Garvey (113)	Cey (96)	Cey (7)	Monday (100)
1979	Cey, Garvey, Lopes (28)	Garvey (322)	Garvey (110)	Lopes (97)	Lopes (4)	Lopes (88)
1980	Baker (19)	Garvey (307)	Garvey (106)	Cey (69)	Cey (5)	Cey (92)
1981	Cey (13)	Baker (178)	Garvey (64)	Cey (40)	Scioscia (4)	Guerrero (57)
1982	Guerrero (32)	Guerrero (308)	Guerrero (100)	Guerrero (65)	Guerrero (5)	Cey (99)
1983	Guerrero (30)	Guerrero (310)	Guerrero (103)	Brook (83)	Marshall (5)	Marshall (127)
1984	Marshall (21)	Guerrero (247)	Guerrero (72)	Scioscia (52)	Marshall (3)	Guerrero (105)
1985	Guerrero (33)	Guerrero (281)	Marshall (95)	Guerrero (83)	Guerrero (6)	Marshall (137)
1986	Stubbs (23)	Sax (279)	Madlock (60)	Scioscia (62)	Madlock (5)	Stubbs (107)
1987	Guerrero (27)	Guerrero (294)	Guerrero (89)	Guerrero (74)	Guerrero, Trevino, Marshall (4)	Shelby (97)
1988	Gibson (25)	Gibson (262)	Marshall (82)	Gibson (73)	Gibson, Marshall (7)	Shelby (128)
1989	Murray (20)	Murray (238)	Murray (88)	Murray (87)	Marshall (5)	Shelby (92)
1990	Daniels (27)	Murray (290)	Murray (95)	Murray (82)	Brooks (6)	Samuel (126)
1991	Strawberry (28)	Strawberry (234)	Strawberry (99)	Butler (108)*	Carter (7)	Samuel (133)
1992	Karros (20)	Karros (207)	Karros (88)	Butler (95)	Hernandez (4)	Karros (103)
1993	Piazza (35)	Piazza (307)	Piazza (112)	Butler (86)	Hernandez (5)	Snyder (147)
1994	Piazza (24)	Mondesi (224)	Piazza (92)	Butler (68)	Wallach (4)	Wallach (80)
1995	Karros, Piazza (32)	Karros (205)	Karros (105)	Offerman (69)	4 tied with 4	Karros (115)
1996	Piazza (36)	Mondesi (314)	Karros (111)	Piazza (81)	Mondesi (5)	DeShields (124)
1997	Piazza (40)	Piazza (355)	Piazza (124)	Zeile (85)	Zeile, Mondesi (6)	Gagne (120)
1998	Mondesi (30)	Mondesi (288)	Mondesi (90)	Sheffield (69)	Sheffield (6)	Mondesi (112)
1999	Karros, Sheffield (34)	Karros (318)	Karros (112)	Sheffield (101)	Grudzielanek (10)	Mondesi (134)
2000	Sheffield (43)	Sheffield (322)	Sheffield (109)	Sheffield (101)	Grudzielanek (9)	Karros (122)
2001	Green (49)	Green (370)	Green (125)	Sheffield (94)	Grudzielanek (11)	Green, Grissom (107)
2002	Green (42)	Green (320)	Green (114)	Green (93)	Lo Duca (10)	Green (112)
2003	Beltre (23)	Green (281)	Green (85)	Green (88)	Kinkade (16)	Green (112)
2004	Beltre (48)*	Beltre (376)	Beltre (121)	Bradley, Green (71)	Cora (18)	Bradley (123)
2005	Kent (29)	Kent (213)	Kent (105)	Kent (72)	Kent/Choi (8)	Werth (114)
2006	Drew/Garciaparra (20)	Furcal (291)	Drew (100)	Drew (89)	Kent/Garciaparra (8)	Drew (106)
2007	Kent (20)	Martin (253)	Martin (87)	Martin (70)	Martin (7)	Martin (89)
2008	Ethier (20)	Kemp (278)	Loney (90)	Martin (90)	Kent (7)	Kemp (153)
2009	Ethier (31)	Ethier (303)	Ethier (106)	Ethier (72)	Ethier (13)	Kemp (139)
2010	Kemp (28)	Kemp (271)	Kemp (89)	Ethier (59)	Blake (8)	Kemp (170)
2011	Kemp (39)	Kemp (353)	Kemp (126)	Kemp (74)	Kemp, Uribe (6)	Kemp (159)
2012	Kemp (23)	Ethier (256)	Ethier (89)	A. Ellis (65)	Ethier (9)	Ethier (124)
2013	Gonzalez (22)	Gonzalez (269)	Gonzalez (100)	Ethier (61)	Puig (11)	Gonzalez (98)
2014	Gonzalez (27)	Gonzalez (285)	Gonzalez (116)	Puig (67)	Puig (12)	Kemp (145)
2015	Gonzalez (28)	Gonzalez (274)	Gonzalez (90)	Pederson (92)	Turner (13)	Pederson (170)
2016	Grandal/Turner (27)	Seager (321)	Gonzalez/Turner (90)	Grandal (64)	Utley (11)	Seager (133)
2017	Bellinger (39)	Bellinger (279)	Bellinger (97)	Forsythe (69)	Turner (19)	Bellinger (146)
L.A. Green (49)	Beltre (376)	T. Davis (153)	Wynn (110)	Turner (19)	Turner (19)	Kemp/Pederson (170)
Record						
Year	Stolen Bases	Sacrifice Flies	Sacrifice Hits	Slugging Pct.	Batting Average	
1958	Gilliam (18)	Furillo (7)	Zimmer (9)	Snider (.505)	Snider (.312)	
1959	Gilliam (23)	Demeter (5)	Neal (21)*	Snider (.535)	Snider (.308)	
1960	Wills (50)*	Larker (9)	Neal (14)	Howard (.464)	Larker (.323)	
1961	Wills (35)*	Roseboro (6)	Wills (13)*	Snider (.562)	Moon (.328)	
1962	Wills (104)*	T. Davis, W. Davis (8)	Gilliam (15)*	Howard (.560)	T. Davis (.346)*	
1963	Wills (40)*	T. Davis, Roseboro (7)	Gilliam (12)	Howard (.518)	T. Davis (.326)*	
1964	Wills (53)*	Howard (7)	Drysdale (14)	Howard (.432)	W. Davis (.294)	
1965	Wills (94)*	W. Davis (7)	Parker (19)*	Johnson (.391)	Wills (.286)	
1966	Wills (38)	W. Davis, Lefebvre (5)	Wills (13)	Fairly (.464)	W. Davis (.284)	
1967	W. Davis (20)	Fairly (8)	Parker (10)	Ferrara (.467)	Ferrara (.277)	
1968	W. Davis (36)	Haller (9)	Parker (12)	Gabrielson (.428)	Haller (.285)	
1969	Wills (25)	Parker (6)	Mota (12)	W. Davis (.455)	Mota (.322)	
1970	W. Davis (38)	Parker (8)	Mota (12)	Parker (.457)	Parker (.319)	
1971	W. Davis (20)	Parker (8)	Mota (9)	Allen (.468)	W. Davis (.309)	
1972	W. Davis (20)	W. Davis (7)	Sutton (11)	W. Davis (.441)	Mota (.323)	
1973	Lopes (36)	Ferguson (10)	Russell (9)	McMullen (.482)	Mota (.314)	
1974	Lopes (59)	Wynn (11)	Russell (11)	Wynn (.497)	Buckner (.314)	
1975	Lopes (77)*	Cey (8)	Lopes (13)	Garvey (.476)	Garvey (.319)	
1976	Lopes (63)*	Garvey (9)	Hooton (13)	Cey (.462)	Garvey (.317)	
1977	Lopes (47)	Cey, Smith (7)	Hooton (14)	Smith (.576)	Smith (.307)	
1978	Lopes (45)	Smith (13)*	Hooton (18)	Smith (.559)	Garvey (.316)	
1979	Lopes (44)	Garvey (6)	Russell (14)	Cey (.499)	Garvey (.315)	
1980	Law (40)	Baker (12)	Hooton (14)	Smith (.508)	Garvey (.304)	
1981	Lopes (20)	Baker (5)	Hooton, Reuss, Thomas, Welch (7)	Cey (.474)	Baker (.320)	
1982	Sax (49)	Garvey, Baker (9)	Reuss (16)	Guerrero (.536)	Guerrero (.304)	
1983	Sax (56)	Baker (7)	Baker (7)	Guerrero (.531)	Guerrero (.298)	
1984	Sax (34)	Guerrero (8)	Russell, Honeycutt, Valenzuela (8)	Guerrero (.462)	Guerrero (.303)	
1985	Duncan (38)	Landreaux (8)	Duncan (13)	Guerrero (.577)*	Guerrero (.320)	
1986	Duncan (48)	Madlock (6)	Madlock (6)	Guerrero (.541)	Sax (.332)	

*League Leader ***Major League Record †Tied for League Lead †All-Time Dodger Record

LOS ANGELES BATTING LEADERS 1958-2017 (CONTINUED)

Year	Stolen Bases	Sacrifice Flies	Sacrifice Hits	Slugging Pct.	Batting Average
1987	Sax (37)	Shelby (9)	Hershiser (10)	Guerrero (539)	Guerrero (.338)
1988	Sax (42)	Gibson (7)	Hershiser (19)	Gibson (483)	Gibson (.290)
1989	Gibson (12)	Murray (7)	Griffin (11)	Marshall (408)	Randolph (.282)
1990	Samuel (38)	Brooks (11)	Sharperson (8)	Daniels (.531)	Murray (.330)
1991	Butler (38)	Murray (8)	Harris (12)	Strawberry (.491)	Butler (.296)
1992	Butler (41)	Benzinger, Karros, Webster (5)	Butler (24)	Karros (.426)	Butler (.309)
1993	Butler (39)	Wallach (9)	Offerman (25)	Piazza (.561)	Piazza (.318)
1994	Butler, DeShields (27)	Karros (11)	Butler (7)	Piazza (.541)	Piazza (.319)
1995	DeShields (39)	Kelly, Mondesi (7)	Offerman (10)	Piazza (.606)	Piazza (.346)
1996	DeShields (48)	Karros (8)	Castro, Gagne (4)	Piazza (.553)	Piazza (.336)
1997	Mondesi (32)	Karros (9)	Butler (15)	Piazza (.638)	Piazza (.362)
1998	Young (42)	Karros, Sheffield (7)	Vizzaino (10)	Sheffield (.555)	Sheffield (.316)
1999	Young (51)	Sheffield (9)	Brown (13)	Karros (.550)	Grudzielanek (.326)
2000	Green (24)	Karros (12)	Brown (14)	Sheffield (.643)	Sheffield (.325)
2001	Goodwin (22)	Lo Duca (9)	Park, Prokopec (7)	Green (.598)	Lo Duca (.320)
2002	Roberts (45)	Beltre (6)	Izturis, Perez (10)	Green (.558)	Green, Jordan (.285)
2003	Roberts (40)	Beltre, Green (6)	Cora (11)	Green (.460)	Cabrera (.282)
2004	Roberts (33)	Ross (5)	Cora, Izturis (12)	Beltre (.629)	Beltre (.334)
2005	Werth/A. Perez (11)	Ledee (6)	Penny/Lowe (9)	Kent (.512)	A. Perez (.297)
2006	Furcal (37)	Drew/Ethier (6)	Lowe (10)	Kent (.505)	Ethier (.308)
2007	Pierre (64)	Ethier (8)	Pierre (20)	Kent (.302)	Kent (.302)
2008	Pierre (40)	Ethier, Loney (7)	Kershaw (9)	Ethier (.510)	Ethier (.305)
2009	Kemp (34)	Blake (10)	4 tied with 9	Ethier (.508)	Kemp (.297)
2010	Furcal (22)	Kemp (9)	Kershaw (18)	Ethier (.493)	Ethier (.292)
2011	Kemp (40)	Kemp (7)	Kershaw (11)	Kemp (.586)	Kemp (.324)
2012	Gordon (32)	Rivera (6)	Kershaw (14)	Ethier (.460)	Ethier (.284)
2013	Crawford (15)	Gonzalez (10)	Kershaw (9)	Gonzalez (.461)	Gonzalez (.293)
2014	Gordon (64)	Gonzalez (11)	Ryu (8)	Kemp (.506)	Puig (.296)
2015	Rollins (12)	Turner (4)	Anderson (9)	Gonzalez (.480)	Kendrick (.295)
2016	Kendrick (10)	Turner (8)	Maeda (8)	Seager (.512)	Seager (.308)
2017	Taylor (17)	Turner (7)	Kershaw (6)	Bellingir (581)	Turner (.322)
L.A. Record	Wills (104)	Smith (13)	Offerman (25)	Sheffield (.643)	Piazza (.362)

LOS ANGELES PITCHING LEADERS 1958-2017

Year	Games	Games Started	Complete Games	Innings Pitched	Strikeouts	Base on Balls
1958	Labine (52)	Podres (31)	Podres (10)	Drysdale (212)	Podres (143)	Koufax (105)
1959	Labine (56)	Drysdale (36)	Drysdale (15)	Drysdale (271)	Drysdale (242)*	Drysdale (95)
1960	Roebuck (58)	Drysdale (36)	Drysdale (15)	Drysdale (269)	Drysdale (246)*	Koufax (100)
1961	Perranoski, Sherry (53)	Drysdale (37)	Koufax (15)	Koufax (256)	Koufax (269)	Williams (108)
1962	Perranoski (70)	Drysdale (41)*	Drysdale (19)	Drysdale (314.1)*	Drysdale (232)*	Williams (98)
1963	Perranoski (69)*	Drysdale (42)*	Drysdale (20)	Drysdale (315.1)	Koufax (306)*	Miller (85)
1964	R. Miller (74)*	Drysdale (40)*	Drysdale (21)	Drysdale (321.1)*	Drysdale (237)	Drysdale (96)
1965	Miller (61)	Drysdale (42)*	Koufax (27)*	Koufax (335.2)*	Koufax (382)	Osteen (78)
1966	Regan (65)	Koufax (41)	Koufax (37)*	Koufax (323)*	Koufax (371)*	Koufax (77)
1967	Perranoski (70)	Osteen (39)	Osteen (14)	Osteen (288)	Drysdale (196)	Singer (61)
1968	Brewer (54)	Osteen, Singer (36)	Drysdale, Singer (12)	Singer (256)	Singer (227)	Singer (61)
1969	Mikkelsen (58)	Osteen, Sutton (41)	Singer, Osteen (16)	Osteen (321)	Singer (247)	Sutton (91)
1970	Brewer (48)	Sutton (38)	Osteen (11)	Sutton (260)	Sutton (201)	Foster (81)
1971	Brewer (55)	Osteen (38)	Downing, Sutton (12)	Sutton (265)	Sutton (194)	Downing (84)
1972	Brewer (51)	Osteen, Sutton (33)	Sutton (16)	Sutton (273)	Sutton (207)	Osteen (69)
1973	Brewer (56)	Messersmith, Osteen, Sutton (33)	Sutton (14)	Sutton (256.1)	Sutton (200)	Messersmith (77)
1974	Marshall (106)***	Sutton (40)	Messersmith (13)	Messersmith (292.1)	Messersmith (221)	Messersmith (94)
1975	Marshall (57)	Messersmith (40)*	Messersmith (19)*	Messersmith (322)*	Messersmith (213)	Messersmith (96)
1976	Hough (77)	Sutton (34)	Sutton (15)	Sutton (267.2)	Sutton (161)	Sutton (82)
1977	Hough (70)	Sutton (33)	John (11)	Sutton (240.1)	Hooton (153)	Hough (70)
1978	Hough (55)	Sutton (34)	Sutton (12)	Sutton (238.1)	Sutton (154)	Rau (68)
1979	Hough (42)	Sutton (32)	Hooton (12)	Sutcliffe (242)	Sutton (146)	Sutcliffe (97)
1980	Castillo (61)	Hooton (33)	Reuss (10)	Reuss (229)	Welch (41)	Welch (79)
1981	Howe (41)	Valenzuela (25)	Valenzuela (11)*	Valenzuela (192)*	Valenzuela (180)*	Valenzuela (61)
1982	Howe (66)	Valenzuela Reuss (37)	Valenzuela (18)	Valenzuela (285)	Valenzuela (199)	Valenzuela (83)
1983	Niedenfuhr (66)	Valenzuela (35)	Valenzuela (9)	Valenzuela (257)	Valenzuela (189)	Valenzuela (99)
1984	Zachry (58)	Valenzuela (34)	Valenzuela (12)	Valenzuela (261)	Valenzuela (240)	Valenzuela (106)
1985	Niedenfuhr (64)	Valenzuela (35)	Valenzuela (14)	Valenzuela (272.1)	Valenzuela (208)	Valenzuela (101)
1986	Howell (62)	Hershiser (35)	Valenzuela (20)*	Valenzuela (269.1)	Valenzuela (242)	Hershiser (86)
1987	Holton (53)	Hershiser, Welch (35)	Valenzuela (12)	Hershiser (264.2)	Welch (196)	Valenzuela (124)
1988	Peña (60)	Hershiser, Leary (34)	Hershiser (15)	Hershiser (267)*	Leary (180)	Hershiser (73)
1989	Howell (56)	Hershiser (33)	Belcher (10)	Hershiser (256.2)	Belcher (200)	Valenzuela (98)
1990	Crews (66)	R. Martinez, Morgan, Valenzuela (33)	R. Martinez (12)*	R. Martinez (234.1)	R. Martinez (223)	Valenzuela (77)
1991	Crews (60)	Belcher, R. Martinez, Morgan (33)	R. Martinez (6)	Morgan (236.1)	Belcher (156)	Belcher (75)
1992	Gott (68)	Hershiser (33)	Candiotti (6)	Hershiser (210.2)	Gross (158)	Ojeda (81)
1993	P. Martinez (65)	Hershiser (33)	Hershiser (5)	Hershiser (215.2)	Gross (150)	R. Martinez (104)
1994	Worrell (38)	R. Martinez (24)	Candiotti (6)	R. Martinez (170.0)	Gross (124)	R. Martinez (56)
1995	Worrell (59)	Candiotti, R. Martinez (30)	Valdes (6)	R. Martinez (206.1)	Nomo (236)	R. Martinez (81)
1996	Osuna (73)	Nomo, Valdes (33)	Nomo (3)	Nomo (228.1)	Nomo (234)	R. Martinez (86)
1997	Radinsky (75)	Nomo (33)	Park (2)	Nomo (207.1)	Nomo (253)	Nomo (92)
1998	Radinsky (62)	Park (34)	Perez (4)	Park (220.2)	Park (191)	Park (97)
1999	Borbon (70)	Brown (35)	Brown (5)	Brown (252.1)	Brown (221)	Park (100)
2000	Adams (66)	Park (34)	Brown (5)	Brown (230.0)	Park (217)	Park (124)
2001	Shaw (77)	Park (35)	Park (2)	Park (234.0)	Park (218)	Park (91)
2002	Quantrill (86)	Nomo (34)	Perez (4)	Perez (222.1)	Nomo (193)	Ishii (106)
2003	Quantrill (89)*	Nomo (33)	Nomo (2)	Nomo (218.1)	Brown (185)	Ishii (101)
2004	Gagne (70)	Weaver (34)	Ishii (2)	Weaver (220.0)	Weaver (153)	Ishii (95)
2005	Sanchez (79)	Lowe (35)	Weaver (3)	Weaver (224.0)	Weaver (157)	Lowe (55)
2006	Saito (72)	Lowe (34)	Lowe (1)	Lowe (218.0)	Penny (148)	Billingsley (58)
2007	Beimel, Broxton (83)	Penny (33)	Lowe (3)	Penny (208.0)	Lowe (147)	Penny (73)
2008	Beimel (71)	Lowe (34)	Kuroda (2)	Lowe (211.0)	Billingsley (201)	Billingsley (80)
2009	Broxton, Troncoco (73)	Wolf (34)	Stults (1)	Wolf (214.1)	Kershaw (185)	Kershaw (91)
2010	Sherrill (65)	Kershaw (32)	4 tied with 1	Kershaw (204.1)	Kershaw (212)	Kershaw (81)
2011	Guerrier (70)	Kershaw, Lilly (53)	Kershaw (5)	Kershaw (233.1)	Kershaw (248)	Billingsley (84)
2012	Belisario (68)	Capuano/Kershaw (33)	Kershaw (2)	Kershaw (227.2)	Kershaw (229)	Harang (85)
2013	Belisario (77)	Kershaw (33)	Kershaw (3)	Kershaw (236.0)	Kershaw (232)	Kershaw (52)
2014	Howell/Jansen (68)	Greinke/Haren (32)	Kershaw (6)	Greinke (202.1)	Kershaw (239)	Greinke (43)
2015	Howell (65)	Kershaw (35)	Kershaw (4)	Kershaw (232.2)	Kershaw (301)	Anderson (46)
2016	Blanton (75)	Maeda (32)	Kershaw (3)	Maeda (175.2)	Maeda (179)	Kazmir (52)
2017	Baez (66)	Kershaw (27)	Hill/Kershaw (1)	Kershaw (175.0)	Kershaw (202)	Hill (49)
L.A. Record	Marshall (106)	Drysdale 42 (Twice)	Koufax 27 (Twice)	Koufax (335.2)	Koufax (582)	Valenzuela/Park (124)

Record

*League Leader

**Major League Record

†Tied for League Lead

‡All-Time Dodger Record

HISTORY & RECORDS

LOS ANGELES PITCHING LEADERS 1958-2017

YEAR	SHUTOUTS	SAVES	WINS	LOSSES	WINNING PCT. (15 OR MORE DEC.)	ERA (90+ IP)
1958	Podres, Williams (2)	Labine (14)	Podres (13)	Podres (15)	Williams (.563)	Podres (3.73)
1959	Craig, Drysdale (4)	Labine (8)	Drysdale (17)	Drysdale (13)	Craig (.688)	Drysdale (3.45)
1960	Drysdale (5)	Roebuck (8)	Drysdale (15)	Drysdale (14)	Sherry, Williams (.583)	Drysdale (2.84)
1961	Drysdale (3)	L. Sherry (15)	Koufax, Podres (18)	Koufax (13)	Podres (.783)*	Koufax (3.52)
1962	Perranoski, Koufax (2)	Perranoski (19)	Drysdale (25)*	Podres (13)	Drysdale (.735)	Koufax (2.54)*
1963	Koufax (1)*	Perranoski (21)	Koufax (25)	Drysdale (17)	Perranoski (.842)*	Koufax (1.88)*
1964	Koufax (7)*	Perranoski (10)	Koufax (19)	Drysdale (16)	Koufax (.792)*	Koufax (1.74)*
1965	Koufax (8)	Perranoski (11)	Koufax (26)*	Osteen (15)	Koufax (.765)*	Koufax (2.04)*
1966	Koufax (5)	Regan (21)*	Koufax (27)*	Drysdale (16)	Regan (.933)*	Koufax (1.73)*
1967	Osteen (5)	Perranoski (12)	Osteen (17)	Osteen (17)	Singer (.600)	Perranoski (2.45)
1968	Drysdale (8)	Brewer (14)	Drysdale (14)	Osteen (18)	Drysdale (.538)	Drysdale (2.15)
1969	Osteen (7)	Brewer (20)	Singer, Osteen (20)	Sutton (18)	Singer (.625)	Singer (2.34)
1970	Osteen, Sutton (4)	Brewer (24)	Osteen (16)	Osteen (14)	Sutton (.536)	Brewer, Vance (3.13)
1971	Downing (5)	Brewer (22)	Downing (20)	Singer (17)	Downing (.690)	Brewer (1.89)
1972	Sutton (9)*	Brewer (17)	Osteen (20)	Singer (16)	John (.688)	Sutton (2.08)
1973	Messersmith, Osteen, Sutton (3)	Brewer (20)	Sutton (18)	Osteen (11)	John (.696)*	Sutton (2.42)
1974	Sutton (5)	Marshall (21)	Messersmith (20)	Marshall (12)	John (.813)*	Marshall (2.42)
1975	Messersmith (7)*	Marshall (13)	Messersmith (19)	Marshall, Messersmith (14)	Hooton (.720)	Messersmith (2.29)
1976	Hooton, Sutton (4)	Hough (18)	Sutton (21)	Hooton (15)	Rhoden (.800)*	Hough (2.20)
1977	John, Sutton (3)	Hough (22)	John (20)	Hough (12)	John (.741)	Hooton (2.62)
1978	Hooton, Rhoden, Welch (3)	Forster (22)	Hooton (19)	Sutton (11)	Hooton (.655)	Welch (2.03)
1979	Hooton, Rau, Reuss, Sutcliffe, Sutton (1)	Castillo (7)	Sutcliffe (17)	Sutton (15)	Sutcliffe (.630)	Hooton (2.97)
1980	Reuss (6)*	Howe (17)	Reuss (18)	Goltz (11)	Reuss (.750)	Sutton (2.21)*
1981	Valenzuela (8)*	Howe (8)	Valenzuela (13)	Goltz, Valenzuela (7)	Reuss (.714)	Hooton (2.28)
1982	Reuss, Valenzuela (4)	Howe (13)	Valenzuela (19)	Valenzuela (13)	Reuss (.621)	Howe (2.08)
1983	Valenzuela (4)	Howe (18)	Valenzuela, Welch (15)	Welch (12)	Valenzuela (.600)	Welch (2.65)
1984	Peña, Hershiser (4)	Niedenfuhr (11)	Welch (13)	Valenzuela (17)	Peña (.667)	Peña (2.48)*
1985	Hershiser, Valenzuela (5)	Niedenfuhr (19)	Hershiser (19)	Honeycutt (12)	Hershiser (.864)	Hershiser (2.03)
1986	Valenzuela, Welch (3)	Howell (12)	Valenzuela (21)*	Hershiser (14)	Valenzuela (.656)	Valenzuela (3.14)
1987	Welch (4)	Peña, Young (11)	Hershiser (16)	Hershiser (16)	Welch (.625)	Hershiser (3.06)
1988	Hershiser (8)*	J. Howell (21)	Hershiser (23)	Leary (11)	Hershiser (.742)	Peña (1.91)
1989	Belcher (8)*	J. Howell (28)	Belcher, Hershiser (15)	Hershiser (15)	Hershiser (.555)	Hershiser (2.71)
1990	Morgan (4)	R. Martinez (16)	R. Martinez (20)	Morgan (15)	R. Martinez (.769)	Crews (2.37)
1991	R. Martinez (4)	J. Howell (16)	R. Martinez (17)	R. Martinez (13)	Morgan (.583)	Belcher (2.62)
1992	Astacio (4)	McDowell (14)	Candiotti (11)	Candiotti, Hershiser (15)	Candiotti (.423)	Candiotti (3.00)
1993	R. Martinez (3)	Gott (25)	Astacio (14)	Hershiser (14)	P. Martinez (.667)	P. Martinez (2.61)
1994	R. Martinez (3)	Worrell (11)	R. Martinez (12)	Astacio (8)	R. Martinez (.631)	Gross (3.60)
1995	Nomo (3)	Worrell (32)	R. Martinez (17)	Candiotti (14)	R. Martinez (.708)	Nomo (2.54)
1996	R. Martinez, Nomo (2)	Worrell (44)	Nomo (16)	Candiotti, Nomo (11)	R. Martinez (.714)	Nomo (3.19)
1997	Astacio (1)	Worrell (35)	Nomo, Park (14)	Nomo (12)	R. Martinez (.667)	Valdes (2.65)
1998	Perez, Valdes (2)	Shaw (25)	Park (15)	Dreifort (12)	Park (.625)	R. Martinez (2.83)
1999	Brown, Dreifort, Valdes (1)	Shaw (34)	Brown (18)	Dreifort (13)	Brown (.667)	Brown (3.00)
2000	Brown, Park, Dreifort (1)	Shaw (27)	Park (18)	Park (10)	Brown (.684)	Brown (2.58)*
2001	Park (1)	Shaw (43)	Park (15)	Park (11)	Adams (.600)	Brown (2.65)
2002	Perez (2)	Gagné (52)	Perez (15)	Ashby (13)	Nomo (.727)	Perez (3.00)
2003	Nomo (2)	Gagné (55)	Nomo (16)	Nomo (13)	Brown (.607)	Mota (1.97)
2004	Ishii (2)	Gagné (45)	Ishii, Lima, Weaver (13)	Weaver (13)	Lima (.722)	Perez (3.25)
2005	Lowe/Weaver (2)	Brazoban (21)	Weaver (14)	Lowe (15)	Carrara (.636)	Lowe (3.61)
2006	None	Saito (24)	Lowe/Penny (16)	Penny (9)	Lowe (.667)	Lowe (3.63)
2007	None	Saito (39)	Penny (16)	Lowe (14)	Penny (.800)	Penny (3.03)
2008	Kuroda (2)	Saito (18)	Billingsley (16)	Lowe (11)	Billingsley (.615)	Billingsley (3.14)
2009	Stults (1)	Broxton (36)	Billingsley (12)	Billingsley (11)	Wolf (.611)	Kershaw (2.79)
2010	4 tied with 1	Broxton (22)	Kershaw (13)	Kuroda (13)	Kershaw (.565)	Kershaw (2.91)
2011	Kershaw (2)	Guerra (21)	Kershaw (21)	Kuroda (16)	Kershaw (.808)	Kershaw (2.28)
2012	Kershaw (2)	Jansen (25)	Kershaw (14)	Capuano (12)	Kershaw (.609)	Kershaw (2.53)
2013	Kershaw (2)	Jansen (28)	Kershaw (16)	Kershaw (9)	Kershaw (.789)	Kershaw (1.83)
2014	Kershaw (2)	Jansen (44)	Kershaw (21)	Haren (11)	Kershaw (.875)	Kershaw (1.77)
2015	Kershaw (3)	Jansen (36)	Greinke (19)	Anderson (9)	Kershaw (.864)	Greinke (1.66)
2016	Kershaw (3)	Jansen (47)	Maeda (18)	Maeda (11)	Kershaw (.750)	Kershaw (1.69)
2017	None	Jansen (41)	Kershaw (18)	Ryu (9)	Wood (.842)	Kershaw (2.31)
L.A. Record	Koufax (11) *League Leader	Gagné (55) ***Major League Record	Koufax (27) †Tied for League Lead	Osteen, Sutton (18) ‡All-Time Dodger Record	Regan (.933)	Greinke (1.66)

HISTORY & RECORDS

LOS ANGELES CAREER GAME LEADERS BY POSITION

FIRST BASE	THIRD BASE:	CATCHER:	PITCHER:
1. Eric Karros 1579	1. Ron Cey 1468	1. Mike Scioscia 1395	1. Don Sutton 550
2. Steve Garvey 1470	2. Adrian Beltre 957	2. John Roseboro 1218	2. Kenley Jansen 474
3. Wes Parker 1108	3. Jim Gilliam 761	3. Steve Yeager 1181	Jim Brewer 474
4. James Loney 860	4. Justin Turner 424	4. Mike Piazza 700	4. Don Drysdale 459
5. Adrián González 704	5. Jeff Hamilton 390	5. Russell Martin 641	5. Ron Perranoski 457
SECOND BASE:	SHORTSTOP:	OUTFIELD:	
1. Davey Lopes 1150	1. Bill Russell 1746	1. Willie Davis 1906	
2. Steve Sax 1070	2. Maury Wills 1497	2. Andre Ethier 1322	
3. Jim Lefebvre 613	3. Rafael Furcal 608	3. Dusty Baker 1092	
4. Charlie Neal 523	4. Jose Offerman 571	4. Matt Kemp 1081	
5. Jeff Kent 497	5. Cesar Izturis 553	5. Raul Mondesi 899	

LOS ANGELES TEAM HOME RUN TOTALS

YEAR	DODGERS			OPPONENTS			DODGERS			OPPONENTS			
	AT L.A.	AWAY	TOTALS	AT L.A.	HOME	TOTALS	YEAR	AT L.A.	AWAY	TOTALS	AT L.A.	HOME	TOTALS
1958	92	80	172	101	72	173	1988	49	50	99	38	46	84
1959	82	66	148	90	67	157	1989	37	52	89	46	49	95
1960	89	37	126	97	57	154	1990	54	75	129	73	64	137
1961	83	74	157	109	58	167	1991	57	51	108	46	50	96
1962	47	93	140	39	76	115	1992	26	46	72	33	49	82
1963	42	68	110	43	68	111	1993	66	64	130	48	55	103
1964	26	53	79	38	50	88	1994	47	68	115	49	41	90
1965	26	52	78	41	86	127	1995	62	78	140	48	77	125
1966	43	65	108	36	48	84	1996	62	88	150	49	76	125
1967	36	46	82	35	58	93	1997	85	89	174	76	87	163
1968	25	42	67	24	41	65	1998	78	81	159	65	70	135
1969	40	57	97	55	67	122	1999	92	95	187	102	90	192
1970	34	53	87	82	82	164	2000	108	103	211	85	91	176
1971	43	52	95	56	54	110	2001	94	112	206	95	89	184
1972	46	52	98	37	46	83	2002	73	82	155	86	79	165
1973	63	47	110	62	67	129	2003	68	56	124	72	55	127
1974	68	71	139	51	61	112	2004	100	103	203	87	86	173
1975	64	54	118	52	52	104	2005	80	69	149	90	92	182
1976	42	49	91	48	49	97	2006	88	65	153	78	74	152
1977	96	95	191	65	54	119	2007	69	60	129	72	74	146
1978	78	71	149	59	48	107	2008	71	66	137	49	74	123
1979	106	77	183	55	46	101	2009	70	75	145	57	70	127
1980	82	66	148	58	47	105	2010	61	59	120	67	67	134
1981	38	44	82	33	21	54	2011	53	64	117	67	65	132
1982	57	81	138	35	46	81	2012	59	57	116	67	55	122
1983	74	72	146	49	48	97	2013	65	73	138	65	62	125
1984	49	53	102	40	36	76	2014	71	63	134	81	61	142
1985	47	82	129	54	48	102	2015	97	90	187	69	76	145
1986	57	73	130	46	69	115	2016	101	88	189	68	97	165
1987	52	73	125	56	74	130	2017	115	106	221	88	96	184
							Totals	3773	4005	7778	3528	3693	7221

DODGER CAREER HOME RUN LEADERS BY POSITION

PITCHER	CATCHER	FIRST BASE	SECOND BASE	THIRD BASE
Don Drysdale 28	Roy Campanella 239	Gil Hodges 326	Davey Lopes 98	Ron Cey 228
Don Newcombe 11	Mike Piazza 176	Eric Karros 269	Jackie Robinson 80	Adrian Beltre 145
Fernando Valenzuela 8	Steve Yeager 98	Steve Garvey 195	Jeff Kent 73	Justin Turner 64
Claude Osteen 6	John Roseboro 89	Dolph Camilli 139	Charlie Neal 59	Pedro Guerrero 49
Dazzy Vance 6	Mike Scioscia 68	Adrián González 101	Jim Lefebvre 53	Casey Blake 48
Darren Dreifort 6	Joe Ferguson 67	Jack Fournier 82	Jim Gilliam 38	Tim Wallach 47
SHORTSTOP	LEFT FIELD	CENTER FIELD	RIGHT FIELD	
Pee Wee Reese 122	Dusty Baker 139	Duke Snider 355	Carl Furillo 175	
Corey Seager 51	Zack Wheat 130	Willie Davis 154	Shawn Green 140	
Glenn Wright 44	Gary Sheffield 113	Matt Kemp 137	Raul Mondesi 129	
Rafael Furcal 43	Tommy Davis 49	Johnny Frederick 67	Andre Ethier 128	
Hanley Ramirez 41	Kal Daniels 48	Joc Pederson 61	Frank Howard 106	
Bill Russell 39	Pedro Guerrero 48	Jimmy Wynn 50	Mike Marshall 101	

DODGER SINGLE-SEASON HOME RUN LEADERS BY POSITION

PITCHER	HR	YEAR	CATCHER	FIRST BASE
Don Drysdale 7	1958	Roy Campanella 40	1953	Gil Hodges 42
Don Drysdale 7	1965	Mike Piazza 40	1997	Gil Hodges 40
Don Newcombe 7	1955	Mike Piazza 36	1996	Cody Bellinger 39
Don Drysdale 5	1961	Mike Piazza 35	1993	Dolph Camilli 34
Don Drysdale 4	1959	Roy Campanella 32	1951	Eric Karros 34
Eight Players 3		Roy Campanella 32	1955	Eric Karros 34
SECOND BASE	THIRD BASE	SHORTSTOP		
Jeff Kent 29	2005	Adrian Beltre 48	2004	Corey Seager 26
Davey Lopes 28	1979	Pedro Guerrero 32	1983	Corey Seager 22
Charlie Neal 20	1958	Todd Zeile 31	1997	Glenn Wright 22
Jeff Kent 20	2007	Ron Cey 30	1977	Hanley Ramirez 19
Jackie Robinson 19	1951, '52	Ron Cey 28	1979	Don Zimmer 17
Charlie Neal 19	1959	Ron Cey 28	1980	Rafael Furcal 15
LEFT FIELD	CENTER FIELD	RIGHT FIELD		
Gary Sheffield 43	2000	Duke Snider 42	1955	Shawn Green 49
Gary Sheffield 36	2001	Duke Snider 42	1956	Shawn Green 42
Gary Sheffield 34	1999	Duke Snider 41	1953	Babe Herman 35
Dusty Baker 30	1977	Duke Snider 40	1954	Raul Mondesi 33
Dusty Baker 29	1980	Duke Snider 40	1955	Reggie Smith 32
Kal Daniels 27	1990	Matt Kemp 39	2011	Andre Ethier 31

BROOKLYN/LOS ANGELES HOME RUN RECORDS

MOST HOME RUNS, TEAM, GAME

8	May 23, 2002 at MIL
7	May 5, 1976 at CHI (NL)
7	May 25, 1979 vs. CIN
7	June 29, 1996 at COL
7	Sept. 18, 2006 vs. SD
7	Aug. 22, 2016 at CIN

MOST HOME RUNS, TEAM, SEASON

221	2017
211	2000
208	1953
206	2001
203	2004
201	1955
194	1950

MOST HOMERS, TEAM, HOME, SEASON

119	1955
115	2017
110	1950
110	1953
108	2000

MOST HOMERS, TEAM, ROAD, SEASON

112	2001
106	2017
103	2000
103	2004

MOST LEADOFF HOMERS, TEAM, SEASON

7	1951
7	1979
7	2000
7	2001
7	2015

MOST EXTRA-INNING HOMERS, SEASON

7	1957
7	1979
7	2013
6	2014
6	1973
6	1980

MOST GRAND SLAMS, TEAM, SEASON

10	2004
9	2000
8	2017
8	1952
7	1951

MOST PINCH-HIT HOMERS, SEASON

12	2000
9	2004
8	1983
8	1992
8	2015
8	2017

MOST HOME RUNS AT HOME, SEASON

25	Gil Hodges, 1954
25	Duke Snider, 1956
23	Gary Sheffield, 2000
23	Duke Snider, 1953
23	Duke Snider, 1954
23	Duke Snider, 1955
23	Duke Snider, 1957
23	Adrian Beltre, 2004

MOST HOMERS ON THE ROAD, SEASON

30	Shawn Green, 2001
25	Adrian Beltre, 2004
24	Gil Hodges, 1951
24	Shawn Green, 2002
23	Mike Piazza, 1995
22	Mike Piazza, 1996

MOST HOME RUNS IN A MONTH

15	Pedro Guerrero, June 1985
15	Duke Snider, August 1953
13	Adrian Beltre, August 2004
13	Cody Bellinger, June 2017

MOST GRAND SLAMS IN SEASON

3	Kal Daniels, 1990
3	Matt Kemp, 2009
3	Mike Piazza, 1998
3	Adrian Beltre, 2004
3	Chris Taylor, 2017

MOST PINCH-HIT HOMERS, CAREER

13	Dave Hansen
8	Johnny Frederick
8	Lee Lacy
8	Olmedo Saenz
7	Duke Snider
7	Billy Ashley

MOST PINCH-HIT HOMERS, SEASON

7	Dave Hansen, 2000
6	Johnny Frederick, 1932
6	Lee Lacy, 1978
5	Billy Ashley, 1996

MOST LEADOFF HOME RUNS, CAREER

28	Davey Lopes
14	Rafael Furcal
10	Johnny Frederick
9	Jim Gilliam
7	Steve Sax
6	Todd Hollandsworth

MOST LEADOFF HOME RUNS, SEASON

7	Davey Lopes, 1979
6	Davey Lopes, 1980
6	Todd Hollandsworth, 2000
6	Rafael Furcal, 2006
5	Carl Furillo, 1951

MOST WALK-OFF HOME RUNS, CAREER (LOS ANGELES ONLY)

7	Andre Ethier
6	Matt Kemp
5	Davey Lopes
5	Joe Ferguson
5	Ron Cey
5	Dusty Baker
4	Pedro Guerrero
4	Tommy Davis

MOST WALK-OFF HOME RUNS, SEASON (LOS ANGELES ONLY)

4	Andre Ethier, 2009
3	Joe Ferguson, 1980
3	Matt Kemp, 2011
2	Tommy Davis, 1961
2	Frank Howard, 1963
2	Jimmy Wynn, 1974
2	Ron Cey, 1976
2	Davey Lopes, 1979
2	Pedro Guerrero, 1982
2	Darryl Strawberry, 1992
2	Mike Piazza, 1996
2	Kevin Elster, 2000
2	Adrian Beltre, 2004
2	Nomar Garciaparra, 2006
2	Matt Kemp, 2012
2	Trayce Thompson, 2016

MOST HOMERS AS A DH, SEASON

1	Luis Gonzalez; Matt Kemp (2x) ; Mike Kinkade; Chad Kreuter; Manny Ramirez; Olmedo Saenz; Bobby Abreu; Ramon Hernandez Hanley Ramirez
---	---------------------------------------------------------------------------------------------------------------------------------------------------------

DODGER STADIUM HOME RUN LEADERS BY SEASON

2017	Cody Bellinger, 19	1998	Raul Mondesi, 13	1979	Steve Garvey, 20
2016	Yasmani Grandal, 20	1997	Mike Piazza, 22	1978	Steve Garvey, 18
2015	Adrián González, 17	1996	Eric Karros, 16	1977	Dusty Baker, 18
2014	Matt Kemp, 17	1995	Eric Karros, 19	1976	Ron Cey, 12
2013	Adrián González, 11	1994	Mike Piazza, 13	1975	Ron Cey, 18
2012	Andre Ethier, 14	1993	Mike Piazza, 21	1974	Jimmy Wynn, 18
2011	Matt Kemp, 19	1992	Eric Karros, 6	1973	Joe Ferguson, 13
2010	Matt Kemp, 15	1991	Darryl Strawberry, 14	1972	Frank Robinson, 12
2009	Andre Ethier, 22	1990	Kal Daniels and Eddie Murray, 12	1971	Dick Allen, 11
2008	Matt Kemp, 14	1989	Jeff Hamilton, 8	1970	Bill Grabarkewitz, 8
2007	Matt Kemp and Jeff Kent, 9	1988	Kirk Gibson, 14	1969	Andy Kosco, 10
2006	J.D. Drew and Rafael Furcal, 12	1987	Pedro Guerrero, 12	1968	Willie Davis and Ken Boyer, 4
2005	Jeff Kent, 15	1986	Mike Marshall, 13	1967	Al Ferrara, 9
2004	Adrian Beltre, 23	1985	Mike Marshall, 15	1966	Jim Lefebvre, 11
2003	Adrian Beltre, 13	1984	Mike Marshall, 11	1965	Lou Johnson, 6
2002	Shawn Green, 18	1983	Greg Brock, 14	1964	Frank Howard, 11
2001	Shawn Green, 19	1982	Pedro Guerrero, 15	1963	Frank Howard, 13
2000	Gary Sheffield, 23	1981	Ron Cey, 9	1962	Tommy Davis, 14
1999	Raul Mondesi, 18	1980	Steve Garvey and Ron Cey, 16		

DODGERS TO HOMER FROM BOTH SIDES OF THE PLATE IN A GAME

PLAYER	FIRST PITCHER (INNING)	SECOND PITCHER (INNING)	DATE AND OPPONENT
Jim Russell	Harry Brecheen (1)	Red Munger (5)	July 26, 1950 vs. St. Louis
Maury Wills	Bob Moorhead (5)	Vinegar Bend Mizell (9)	May 30, 1962 at New York (NL)
Jim Lefebvre	Sammy Ellis (1)	Gerry Arrigo (4)	May 7, 1966 at Cincinnati
Wes Parker	Gordie Richardson (7)	Jack Hamilton (9)	June 5, 1966 at New York (NL)
Eddie Murray	Eric Gunderson (3)	Randy O'Neal (7)	April 18, 1990 at San Francisco
Eddie Murray	Bruce Hurst (2)	Eric Show (11)	June 9, 1990 at San Diego
Milton Bradley	Chris Capuano (3)	Ricky Bottalico (9)	April 18, 2005 at Milwaukee
Milton Bradley	Horacio Ramirez (4)	Chris Reitsma (9)	May 13, 2005 vs. Atlanta
Jose Cruz Jr.	Jason Schmidt (1)	Scott Eyre (8)	Sept. 7, 2005 vs. San Francisco
Orlando Hudson	Chris Smith (6)	Mitch Stetter (8)	July 12, 2009 at Milwaukee
Yasmani Grandal	Tyler Chatwood (2)	Boone Logan (7, GS)	Sept. 22, 2016 vs. Colorado
Yasmani Grandal	Jhoulys Chacin (3)	Jose M. Torres (8)	April 3, 2017 vs. San Diego

DODGERS WITH THREE OR FOUR HOMERS IN A GAME

4 Gil Hodges	Aug. 31, 1950 vs. Boston	3 Mike Piazza	June 29, 1996 at Colorado
4 Shawn Green	May 23, 2002 at Milwaukee	3 Kevin Elster	April 11, 2000 at San Francisco
3 Jack Fournier	July 13, 1926 at St. Louis	3 Shawn Green	Aug. 15, 2001 vs. Montreal
3 Gene Hermanski	Aug. 5, 1948 vs. Chicago (NL)	3 Hee-Seop Choi	June 12, 2005 vs. Minnesota
3 Duke Snider	May 30, 1950 vs. Philadelphia	3 Andre Ethier	June 26, 2009 vs. Seattle
3 Roy Campanella	Aug. 26, 1950 at Cincinnati	3 Juan Uribe	Sept. 9, 2013 vs. Arizona
3 Tommy Brown	Sept. 18, 1950 vs. Chicago (NL)	3 Adrián González	April 8, 2015 vs. San Diego
3 Duke Snider	June 1, 1955 vs. Milwaukee	3 Corey Seager	June 3, 2016 vs. Atlanta
3 Don Demeter	April 21, 1959 vs. San Francisco	3 Yasmani Grandal	July 8, 2016 vs. San Diego
3 Jim Wynn	May 11, 1974 at San Diego	3 Adrián González	Aug. 22, 2016 at Cincinnati
3 Davey Lopes	Aug. 20, 1974 at Chicago (NL)	3 Corey Seager	June 20, 2017 vs. New York (NL)
3 Cory Snyder	April 17, 1994 at Pittsburgh		

RECENT LOS ANGELES REGULAR SEASON GRAND SLAMS

DATE	PLAYER	OPP.	PITCHER	INNING	DATE	PLAYER	OPP.	PITCHER	INNING
5/25/02	Dave Roberts	at Ari	Rick Helling	2	4/16/10	Andre Ethier	vs. SF	Todd Wellemeier	2
9/16/02	Brian Jordan	SF	Jason Schmidt	3	5/6/10	Andre Ethier	vs. MIL	LaTroy Hawkins	9
5/24/03	Fred McGriff	at Mil	Matt Kinney	5	8/27/10	Casey Blake	at COL	Matt Belisle	8
9/8/03	Shawn Green	at Ari	Stephen Randolph	9	9/29/10	Matt Kemp	at COL	Jhoulys Chacin	3
7/11/04	Paul Lo Duca	vs. Hou.	David Weathers	8	5/24/11	Jerry Sands	at HOU	J.A. Haap	3
7/15/04	Shawn Green	at Ari	Randy Choate	8	6/4/11	Matt Kemp	at CIN	Logan Ondrusek	8
7/24/04	Adrian Beltre	SD	Ismael Valdez	4	6/12/11	James Loney	at COL	Ubaldo Jimenez	3
8/21/04	Shawn Green	Atl.	Mike Hampton	1	8/30/11	Andre Ethier	vs. SD	Anthony Bass	2
8/24/04	Adrian Beltre	at Mon	Rocky Biddle	5	6/10/12	Andre Ethier	at SEA	Blake Beaven	2
8/29/04	Robin Ventura	at NY	Kris Benson	5	8/29/12	A.J. Ellis	at COL	Will Harris	8
9/7/04	Robin Ventura*	Ari	Chad Durbin	7	6/6/13	Yasiel Puig	vs. ATL	Cory Gearrin	8
9/8/04	Olmedo Saenz*	Ari	Casey Fossum	5	5/1/15	Joc Pederson	vs. ARI	Rubby De La Rosa	2
9/27/04	Adrian Beltre	Col	Shawn Estes	2	6/2/15	Alex Guerrero	at COL	Rafael Betancourt	9
10/2/04	Steve Finley	SF	Wayne Franklin	9	9/11/15	Justin Ruggiano	at ARI	Allen Webster	9
4/29/05	Hee-Seop Choi	Col	Jason Jennings	5	9/24/15	Chris Heisey	vs. ARI	Andrew Chafin	5
5/8/05	Jason Phillips	at Cin	Eric Milton	6	5/28/16	Chase Utley	at NYM	Hansel Robles	7
5/13/05	Milton Bradley	Atl	Chris Reitsma	8	7/15/16	Chris Taylor	at ARI	Silvino Bracho	6
5/27/05	Jeff Kent	at Ari	Shawn Estes	3	7/24/16	Adrián González	at STL	Mike Mayers	1
9/4/05	Jeff Kent	at Pit	David Cortes	7	8/16/16	Chase Utley	at PHI	Michael Mariot	7
4/13/06	Cody Ross	at Col	Oliver Perez	5	8/31/16	Andrew Toles	at COL	Adam Ottavino	9
4/24/06	Nomar Garciaparra	at Hou	Brad Lidge	9	9/22/16	Yasmani Grandal	vs. COL	Boone Logan	7
7/28/06	J.D. Drew	Was	Roy Corcoran	4	9/24/16	Josh Reddick	vs. COL	Christian Bergman	7
9/24/06	Nomar Garciaparra	Ari	Luis Vizcaino	9	4/3/17	Joc Pederson	vs. SD	Jhoulys Chacin	3
9/28/06	James Loney	at Col	Byung-Hyun Kim	2	5/6/17	Cody Bellinger	at SD	Miguel Diaz	9
4/21/07	Russell Martin	vs. Pit	Shawn Chacon	10	5/8/17	Chris Taylor	vs. PIT	Trevor Williams	1
4/26/08	Matt Kemp	vs. Col	Mark Redman	1	6/3/17	Chris Taylor	at MIL	Carlos Torres	9
4/19/09	Matt Kemp	vs. Col	Matt Belisle	5	6/11/17	Corey Seager	vs. CIN	Raisel Iglesias	8
5/7/09	Matt Kemp	vs. Was	Jordan Zimmerman	1	6/30/17	Austin Barnes	at SD	Clayton Richard	1
7/10/09	Matt Kemp	at Mil	Carlos Villanueva	10	7/1/17	Chris Taylor	at SD	Craig Stammen	7
7/22/09	Manny Ramirez*	vs. Cin	Nick Masset	6	8/21/17	Curtis Granderson	at PIT	Gerrit Cole	7
8/20/09	Russell Martin	vs. Chc	Angel Guzman	6					
9/19/09	Ronnie Belliard	vs. SF	Brad Penny	1					

Bold signifies current Dodger

*pinch-hit

DODGERS WITH 30 OR MORE HOME RUNS IN A SEASON

HR	PLAYER	YEAR	HR	PLAYER	YEAR	HR	PLAYER	YEAR
49	Shawn Green	2001	35	Babe Herman	1930	32	Pedro Guerrero	1983
48	Adrian Beltre	2004	35	Mike Piazza	1993	32	Eric Karros	1995
43	Gary Sheffield	2000	34	Dolph Camilli	1941	32	Mike Piazza	1995
43	Duke Snider	1956	34	Gary Sheffield	1999	31	Andre Ethier	2009
42	Duke Snider	1953	34	Eric Karros	1996	31	Roy Campanella	1950
42	Duke Snider	1955	34	Eric Karros	1999	31	Eric Karros	1997
42	Gil Hodges	1954	33	Roy Campanella	1951	31	Duke Snider	1950
42	Shawn Green	2002	33	Steve Garvey	1977	31	Gil Hodges	1953
41	Roy Campanella	1953	33	Raul Mondesi	1999	31	Frank Howard	1962
40	Gil Hodges	1951	33	Pedro Guerrero	1985	31	Todd Zeile	1997
40	Duke Snider	1954	32	Gil Hodges	1950	31	Eric Karros	2000
40	Duke Snider	1957	32	Gil Hodges	1952	30	Dusty Baker	1977
40	Mike Piazza	1997	32	Roy Campanella	1955	30	Ron Cey	1977
39	Cody Bellinger	2017	32	Gil Hodges	1956	30	Raul Mondesi	1997
39	Matt Kemp	2011	32	Jimmy Wynn	1974	30	Raul Mondesi	1998
36	Mike Piazza	1996	32	Reggie Smith	1977			
36	Gary Sheffield	2001	32	Pedro Guerrero	1982			

BROOKLYN/LOS ANGELES 100-RBI CLUB

2014	Adrián González	116	1978	Steve Garvey	113	1949	Jackie Robinson	124
2013	Adrián González	100	1977	Steve Garvey	115		Gil Hodges	115
2011	Matt Kemp	126		Ron Cey	110		Carl Furillo	106
2009	Andre Ethier	106	1975	Ron Cey	101	1946	Dixie Walker	116
	Matt Kemp	101	1974	Steve Garvey	111	1945	Dixie Walker	124
2006	J.D. Drew	100		Jimmy Wynn	108		Luis Olmo	110
2005	Jeff Kent	105	1970	Wes Parker	111	1943	Babe Herman	100
2004	Adrian Beltre	121	1962	Tommy Davis	153	1942	Dolph Camilli	109
2002	Shawn Green	114		Frank Howard	119	1941	Dolph Camilli	120
2002	Shawn Green	125	1956	Duke Snider	101	1939	Dolph Camilli	104
	Gary Sheffield	100	1955	Duke Snider	136	1938	Dolph Camilli	100
2000	Gary Sheffield	109		Roy Campanella	107	1934	Sam Leslie	102
	Eric Karros	106		Gil Hodges	102	1932	Hack Wilson	123
1999	Eric Karros	112	1954	Gil Hodges	130	1930	Billy Herman	130
	Gary Sheffield	101		Duke Snider	130		Glenn Wright	126
1997	Mike Piazza	124	1953	Roy Campanella	142		Del Bissonette	113
	Eric Karros	104		Duke Snider	126	1929	Babe Herman	113
1996	Eric Karros	111		Gil Hodges	122	1928	Del Bissonette	106
	Mike Piazza	105	1952	Gil Hodges	102	1925	Jack Fournier	130
1995	Eric Karros	105	1951	Roy Campanella	108		Zack Wheat	103
1993	Mike Piazza	112		Gil Hodges	103	1924	Jack Fournier	116
1983	Pedro Guerrero	103		Duke Snider	101	1923	Jack Fournier	102
1982	Pedro Guerrero	100	1950	Gil Hodges	113	1922	Zack Wheat	112
1980	Steve Garvey	106		Duke Snider	107			
1979	Steve Garvey	110		Carl Furillo	106			

DODGER BATTERS WITH .300 AVG, 30 HR, 100 RBI

PLAYER	YEAR	BA	HR	RBI
Matt Kemp	2011	.324	39	126
Adrian Beltre	2004	.334	48	121
Gary Sheffield	2001	.311	36	100
Gary Sheffield	2000	.325	43	109
Gary Sheffield	1999	.301	34	101
Eric Karros	1999	.304	34	112
Mike Piazza	1997	.362	40	124
Mike Piazza	1996	.336	36	105
Mike Piazza	1993	.318	35	112
Pedro Guerrero	1982	.304	32	100
Duke Snider	1955	.309	42	136
Roy Campanella	1955	.318	32	107
Gil Hodges	1954	.304	42	130
Duke Snider	1954	.341	40	130
Gil Hodges	1953	.302	31	122
Roy Campanella	1953	.312	41	142
Duke Snider	1953	.336	42	126
Roy Campanella	1951	.325	33	108
Duke Snider	1950	.321	31	107
Babe Herman	1930	.393	35	130

FASTEST BROOKLYN/LOS ANGELES DODGERS TO REACH MILESTONES
FASTEST BATTER TO REACH 30 HOME RUNS

PLAYER	YEAR	DATE
Gary Sheffield	2000	July 14
Duke Snider	1955	July 16
Gil Hodges	1951	July 25
Shawn Green	2001	July 28
Cody Bellinger	2017	Aug. 2

FASTEST LOS ANGELES BATTER TO 100 RBI

PLAYER	YEAR	DATE
Tommy Davis	1962	July 20
Shawn Green	2001	Aug. 18
Shawn Green	2002	Aug. 24
Eric Karros	1999	Aug. 25
Matt Kemp	2011	Aug. 27

BROOKLYN/LOS ANGELES ALL-TIME HITTING STREAKS

NAME	CLUB	GAMES	STREAK
Willie Davis	Los Angeles	31	Aug. 1-Sept. 3, 1969
Andre Ethier	Los Angeles	30	April 2-May 6, 2011
Zack Wheat	Brooklyn	29	Aug. 20-Sept. 16, 1916
Joe Medwick	Brooklyn	27	May 23-June 25, 1942
Duke Snider	Brooklyn	27	Aug. 19-Sept. 13, 1953
Willie Keeler	Brooklyn	26	Aug. 8-Sept. 3, 1902
Zack Wheat	Brooklyn	26	July 11-Aug. 7, 1918
Harvey Hendrick	Brooklyn	26	April 20-May 30, 1929
Buzz Boyle	Brooklyn	25	May 1-June 5, 1934
Willie Davis	Los Angeles	25	May 5-June 2, 1971
Steve Sax	Los Angeles	25	Sept. 1-27, 1986
Paul Lo Duca	Los Angeles	25	May 17-June 18, 2003

BROOKLYN/LOS ANGELES 200-HIT CLUB

YEAR	PLAYER	HITS	YEAR	PLAYER	HITS	YEAR	PLAYER	HITS
1900	Willie Keeler	204	1929	Babe Herman	217	1974	Steve Garvey	200
1901	Willie Keeler	202		John Frederick	206	1975	Steve Garvey	210
1921	Jim Johnston	203	1930	Babe Herman	241	1976	Steve Garvey	200
1922	Zack Wheat	201		John Frederick	206	1978	Steve Garvey	202
1923	Jim Johnston	203	1932	Lefty O'Doul	219	1979	Steve Garvey	204
1924	Zack Wheat	212	1949	Jackie Robinson	203	1980	Steve Garvey	200
1925	Zack Wheat	221	1962	Tommy Davis	230	1986	Steve Sax	210
1925	Milt Stock	202		Maury Wills	208	1997	Mike Piazza	201
						2004	Adrian Beltre	200

LOS ANGELES SINGLE-SEASON PINCH-HIT LEADERS

YEAR	PLAYER	PINCH-HITS	YEAR	PLAYER	PINCH-HITS	YEAR	PLAYER	PINCH-HITS
1958	Elmer Valo	9	1977	Manny Mota	14	1997	Nelson Liriano	7
1959	Norm Larker	8	1978	Lee Lacy	13	1998	Roger Cedeno	8
1960	Chuck Essegian	8	1979	Manny Mota	15	1999	Dave Hansen	13
1961	Frank Howard	9	1980	Pedro Guerrero,	11	2000	Dave Hansen	15
1962	Lee Walls	13		Jay Johnstone, Gary Thomasson		2001	Dave Hansen	9
1963	Lee Walls, Wally Moon	7	1981	Jay Johnstone	11	2002	Alex Cora	11
1964	Wally Moon	7	1982	Ron Roenicke	13	2003	Mike Kinkade	10
1965	Wally Moon	5	1983	Jose Morales	12	2004	Olmedo Saenz	15
1966	Tommy Davis, Al Ferrara	5	1984	Candy Maldonado	9	2005	Ricky Ledee	11
1967	Wes Parker, Lou Johnson	5	1985	Terry Whitfield	14	2006	Olmedo Saenz	15
	John Roseboro, Jimmy Campanis		1986	Bill Russell	10	2007	Olmedo Saenz	14
	Len Gabrielson, Al Ferrara		1987	Ken Landreaux	10	2008	Delwyn Young	14
1968	Jim Fairey	8	1988	Mickey Hatcher	12	2009	Mark Loretta, Juan Pierre	14
1969	Len Gabrielson	13	1989	Lenny Harris, Mickey Hatcher,		2010	Garret Anderson	12
1970	Len Gabrielson	8		Franklin Stubbs	6	2011	Tony Gwynn, Jr.	8
1971	Willie Crawford	8	1990	Mickey Hatcher	14	2012	Bobby Abreu	9
1972	Manny Mota	10	1991	Chris Gwynn	13	2013	Jerry Hairston, Jr.	7
1973	Steve Garvey	12	1992	Mitch Webster	17	2014	Justin Turner	12
1974	Manny Mota	15	1993	Dave Hansen	18	2015	Alex Guerrero	13
1975	Manny Mota, Leron Lee	10	1994	Jeff Treadway	13	2016	Andrew Toles	8
1976	Ed Goodson	15	1995	Dave Hansen	11	2017	Kiké Hernández	10
1977	Manny Mota	14	1996	Dave Hansen	13			

LOS ANGELES TOP RBI MONTHS

41	Frank Howard	August 1962	27	Wes Parker	May 1972	26	Pedro Guerrero	June 1985
37	Mike Marshall	Sept./Oct. 1985	27	Mike Piazza	Sept./Oct. 1993	26	Mike Piazza	April 1998
33	Tommy Davis	June 1962	27	Mike Piazza	August 1997	26	Adrian Beltre	August 2003
32	James Loney	Sept. 2007	27	Mike Piazza	Sept./Oct. 1997	26	Hanley Ramirez	August 2012
31	Kal Daniels	Sept./Oct. 1990	27	Eric Karros	July 1997	25	Tommy Davis	July 1962
30	Ron Fairly	July 1964	27	Raul Mondesi	May 1998	25	Steve Garvey	May 1974
30	Steve Garvey	June 1977	27	Eric Karros	June 1998	25	Raul Mondesi	August 1995
30	Gary Sheffield	June 2000	27	Raul Mondesi	May 1999	25	Mike Piazza	August 1995
30	Brian Jordan	Sept. 2002	27	Eric Karros	July 1999	25	Mike Piazza	June 1997
29	Ron Cey	April 1977	27	Gary Sheffield	August 2001	25	Eric Karros	June 1997
29	Shawn Green	August 2002	27	Matt Kemp	August 2009	25	Shawn Green	August 2001
28	Darryl Strawberry	August 1991	27	Cody Bellinger	May 2017	25	Steve Finley	August 2004
28	Darryl Strawberry	Sept./Oct. 1991	27	Cody Bellinger	June 2017	25	Manny Ramirez	August 2008
28	Mike Piazza	June 1994	26	Willie Davis	August 1972	25	Matt Kemp	April 2012
28	Eric Karros	May 2000	26	Joe Ferguson	May 1973	25	Yasiel Puig	May 2014
28	Nomar Garciaparra	May 2006	26	Dusty Baker	August 1979	25	Adrián González	Sept. 2014
28	Manny Ramirez	Sept. 2008	26	Dusty Baker	June 1980	25	Matt Kemp	Sept. 2014

DODGER FRANCHISE WINNING AND LOSING STREAKS

LONGEST OVERALL WINNING STREAK

15	Aug. 25-Sept. 6 (1), 1924
13	July 21 (1) - 31, 1947 Aug. 7-20, 1953 May 21-June 1 (2), 1962 Sept. 16-30, 1965
12	Aug. 16 (2) - 29, 1895 May 28 - June 9, 1899 April 24-May 5, 1976
11	Eight times (Three in L.A.) May 17-29, 1993 July 28-Aug. 8, 2006 July 4-19, 2017
10	12 times (Four in L.A.) April 20-30, 1980 May 14-25, 2003 Aug. 7-17, 2013 June 16-25, 2017

LONGEST HOME WINNING STREAKS

22	May 5 - July 8, 1899
15	June 12 - July 14, 1890
14	April 21 - May 12, 1921
13	May 4 - June 5, 1993
13	April 13 - May 7, 2009*
12	Aug. 5 - Sept. 15, 1930
11	Five times (Once in L.A.) June 6-25, 2017

LONGEST ROAD WINNING STREAKS

15	July 7-Aug. 5, 2013
12	Aug. 25 - Sept. 6 (1), 1924
11	July 22 - 31, 1947 April 14 - May 10, 1955
10	July 6 - 31, 1951 May 29 - June 7, 1954
9	June 10 - July 6, 1940 Aug. 17 (1) - 26, 1950 June 23 - July 14, 1963 June 22 - July 8, 1970 June 26 - July 17, 2001 July 3-26, 2004

*Modern-day MLB record for home wins to start season

LONGEST OVERALL LOSING STREAKS

16	June 28 (1) - July 16, 1944
14	Sept. 16 (2) - 30 (2), 1937
12	April 20 - May 8, 1907
12	Sept. 13 (2) - 25, 1925
11	Aug. 7 - 21, 1906
11	Sept. 2-12, 2017
10	Nine Times (Twice in L.A.) Aug. 14-24, 1961 June 10-21, 1992

LONGEST HOME LOSING STREAKS

10	July 3 - 12, 1913 Aug. 17 - 30, 1923 May 21 - June 17 (2), 1938
9	June 13 - July 26, 1906 Aug. 2 - Aug. 10, 1926 Aug. 13 - Sept. 5, 1987 Aug. 26-Sept. 10, 2017

LONGEST ROAD LOSING STREAKS

17	June 18 (2) - July 16 (1), 1944
16	June 8 - July 27 (2), 1909
14	Sept. 16 (2) - Sept. 30 (2), 1937
12	Sept. 1 (1) - 29, 1908
11	Sept. 14 - 25, 1925 June 2 - 21, 1992
10	June 4 (2) - 14, 1919 May 15 - 27 (1), 1926 Aug. 9-29, 2008

LOS ANGELES DODGER FIRSTS

First batter	Jim Davenport	April 15, 1958 at San Francisco (single)
First Dodger batter	Gino Cimoli	April 15, 1958 (strikeout)
Walk	Duke Snider	April 15, 1958 at San Francisco
Hit	Charlie Neal	April 15, 1958 at San Francisco
Run	Charlie Neal	April 16, 1958 at San Francisco
Ground double play	Rube Walker	April 15, 1958 at San Francisco
Double	Pee Wee Reese	April 16, 1958 at San Francisco
Triple	Pee Wee Reese	April 17, 1958 at San Francisco
Home run	Dick Gray	April 16, 1958 at San Francisco
Grand slam	Willie Mays	May 12, 1958 vs. San Francisco
First Dodger Grand slam	Gil Hodges	Aug. 23, 1958 vs. Milwaukee
RBI	Dick Gray	April 16, 1958 at San Francisco
Sacrifice fly	Charlie Neal	April 16, 1958 at San Francisco
Sacrifice hit	Johnny Podres	April 22, 1958 vs. Chicago
Stolen base	Charlie Neal	April 18, 1958 vs. San Francisco
Caught stealing	Gil Hodges	April 16, 1958 at San Francisco
Start	Don Drysdale	April 15, 1958 at San Francisco
Complete game	Johnny Podres	April 16, 1958 at San Francisco
Shutout - one pitcher	Carl Erskine	May 18, 1958 (Game 2)
Wild pitch	Carl Erskine	April 18, 1958 at San Francisco
Win	Johnny Podres	April 16, 1958 at San Francisco
Loss	Don Drysdale	April 15, 1958 at San Francisco
Save	Clem Labine	April 18, 1958 vs. San Francisco

LONGEST SCORELESS INNING STREAKS IN LOS ANGELES HISTORY

PITCHER	SCORELESS INNINGS	DATES
Orel Hershiser	59	8-30 to 9-28-1988
Don Drysdale	58	5-14 to 6-08-1968
Zack Greinke	45.2	6-18 to 7-26-2015
Clayton Kershaw	41	6-13 to 7-10-2014
Clayton Kershaw	37	7-03 to 8-03-2015
Fernando Valenzuela	35	4-14 to 5-03-1981
Don Sutton	35	9-10 to 10-03-1972
Orel Hershiser	33	6-29 to 7-24-1984
Sandy Koufax	33	7-03 to 7-16-1963
Fernando Valenzuela	31	9-19-80 to 4-14-1981
Bob Miller	31	5-23 to 6-26-1964
Don Sutton	29	4-25 to 5-12-1972
Alex Wood	27	5-2 to 6-10-2017
Don Sutton	27	4-23 to 5-06-1969
Sandy Koufax	26	6-13 to 6-21-1963
Don Drysdale	26	9-01 to 9-16-1960
Wilson Alvarez	25	9-07 to 9-23-2003
Chan Ho Park	25	9-19 to 9-29-2000
Rick Honeycutt	25	6-05 to 6-20-1986
Fernando Valenzuela	25	4-09 to 4-23-1985
Andy Messersmith	25	5-31 to 6-13-1975
Don Drysdale	25	5-14 to 5-27-1967
Don Drysdale	25	9-19 to 10-02-1966

BROOKLYN/LOS ANGELES 20-GAME WINNERS (SINCE 1900)

WINS	PITCHER	YEAR	WINS	PITCHER	YEAR	WINS	PITCHER	YEAR
29	Joseph McGinnity	1900	22	Nap Rucker	1911	21	Clayton Kershaw	2011
28	Dazzy Vance	1924	22	Burleigh Grimes	1921	21	Clayton Kershaw	2014
27	Don Newcombe	1956	22	Burleigh Grimes	1924	20	William Clark	1932
27	Sandy Koufax	1966	22	Dazzy Vance	1925	20	Luke Hamlin	1939
26	Sandy Koufax	1965	22	Dazzy Vance	1928	20	Don Newcombe	1951
25	William Donovan	1901	22	Kirby Higbe	1941	20	Carl Erskine	1953
25	Jeff Pfeffer	1916	22	Whit Wyatt	1941	20	Don Newcombe	1955
25	Don Drysdale	1962	22	Preacher Roe	1951	20	Claude Osteen	1969
25	Sandy Koufax	1963	21	Henry Schmidt	1903	20	Bill Singer	1969
23	Jeff Pfeffer	1914	21	Dutch Reuther	1922	20	Al Downing	1971
23	Burleigh Grimes	1920	21	Burleigh Grimes	1923	20	Claude Osteen	1972
23	Don Drysdale	1965	21	Ralph Branca	1947	20	Andy Messersmith	1974
23	Orel Hershiser	1988	21	Don Sutton	1976	20	Tommy John	1977
22	Brickyard Kennedy	1900	21	Fernando Valenzuela	1986	20	Ramon Martinez	1990

OPPONENT NO-HITTERS VS. DODGERS

PITCHER	TEAM	DATE AND LOCATION
Amos Rusie	New York Giants	July 31, 1891 at New York
John Stivetts	Boston Beaneaters	Aug. 6, 1892 at Boston
Walter Thornton	Chicago Cubs	Aug. 21, 1898 (2G) at Chicago
John Lush	Philadelphia Phillies	July 20, 1906 at Brooklyn
Nicholas Maddox	Pittsburgh Pirates	Sept. 20, 1907 at Pittsburgh
Leon Ames*	New York Giants	April 15, 1909 at New York
Rube Marquard	New York Giants	April 15, 1915 at New York
Paul Dean	St. Louis Cardinals	Sept. 21, 1934 (2G) at Brooklyn
Johnny Vander Meer	Cincinnati Reds	June 15, 1938 at Brooklyn
James Tobin	Boston Braves	April 27, 1944 at Boston
Vernon Bickford	Boston Braves	Aug. 11, 1950 at Boston
Don Larsen+\$	New York Yankees	Oct. 8, 1956 at New York
John Candelaria	Pittsburgh Pirates	Aug. 9, 1976 at Pittsburgh
Nolan Ryan	Houston Astros	Sept. 26, 1981 at Houston
Tom Browning+	Cincinnati Reds	Sept. 16, 1988 at Cincinnati
Mark Gardner#	Montreal Expos	July 26, 1991 at Los Angeles
Dennis Martinez+	Montreal Expos	July 28, 1991 at Los Angeles
Kent Mercker	Atlanta Braves	April 8, 1994 at Los Angeles
Jered Weaver/Jose Arredondo^	L.A. Angels	June 28, 2008 at Los Angeles
Kevin Milwood/Charlie Furbush/Stephen Pryor	Seattle Mariners	June 8, 2012 at Seattle
Lucas Luetge/Brandon League/Tom Wilhelmson		
Mike Fiers	Houston Astros	Aug. 21, 2015 at Houston
Jake Arrieta	Chicago Cubs	Aug. 30, 2015 vs. Chicago

+ Perfect Game \$ 1956 World Series – Game 5; *Pitched a no-hitter for 9 1/3 innings but lost game in the 13th inning, 3-0.
Pitched hitless ball for nine innings; gave up hit in 10th and lost game, 1-0; ^The Dodgers won 1-0 and were no-hit for eight innings.

BROOKLYN NO-HITTERS

DATE	PITCHER	OPPONENT	SCORE	CATCHER
June 22, 1891	Thomas Lovett	New York	4-0	---
July 20, 1906	Malcolm Eason	at St. Louis	2-0	Bill Bergen
Sept. 5, 1908 (2nd game)	Nap Rucker	Boston	6-0	Bill Bergen
Sept. 13, 1925 (1st game)	Dazzy Vance	Philadelphia	10-1	Hank DeBerry
April 30, 1940	James (Tex) Carleton	at Cincinnati	3-0	Herman Franks
April 23, 1946	Ed Head	Boston	5-0	Farrell Anderson
Sept. 9, 1948	Rex Barney	at New York	2-0	Bruce Edwards
June 19, 1952	Carl Erskine	Chicago	5-0	Roy Campanella
May 12, 1956	Carl Erskine	New York	3-0	Roy Campanella
Sept. 25, 1956	Sal Maglie	Philadelphia	5-0	Roy Campanella

LOS ANGELES NO-HITTERS

DATE	PITCHER	OPPONENT	SCORE	CATCHER
June 30, 1962	Sandy Koufax	New York	5-0	John Roseboro
May 11, 1963	Sandy Koufax	San Francisco	8-0	John Roseboro
June 4, 1964	Sandy Koufax	at Philadelphia	3-0	Doug Camilli
Sept. 9, 1965	Sandy Koufax	Chicago	1-0*	Jeff Torborg
July 20, 1970	Bill Singer	Philadelphia	5-0	Jeff Torborg
June 27, 1980	Jerry Reuss	at San Francisco	8-0	Steve Yeager
June 29, 1990	Fernando Valenzuela	St. Louis	6-0	Mike Scioscia
Aug. 17, 1992	Kevin Gross	San Francisco	2-0	Mike Scioscia
July 14, 1995	Ramon Martinez	Florida	7-0	Mike Piazza
Sept. 17, 1996	Hideo Nomo	at Colorado	9-0	Mike Piazza
May 25, 2014	Josh Beckett	at Philadelphia	6-0	Drew Butera
June 18, 2014	Clayton Kershaw	Colorado	8-0	A.J. Ellis

*Perfect Game

LOS ANGELES ONE-HITTERS

DATE	PITCHER	CLUB	SCORE	HIT BY	DATE	PITCHER	CLUB	SCORE	HIT BY
5/23/60	Sandy Koufax	at PIT	1-0	Daniels, 1b in 2nd	4/26/85	Orel Hershiser	SD	2-0	Gwynn, 1b in 4th
5/25/65	Don Drysdale	STL	2-0	Flood, 1b in 1st	7/23/85	Orel Hershiser	PIT	6-0	Thompson, 1b in 2nd
6/17/65	Claude Osteen	SF	3-0	Hiatt, 1b in 2nd	10/1/87	Bob Welch	SF	7-0	Aldrete, 1b in 6th
6/20/65	Sandy Koufax	NY	2-1	Hickman, HR in 5th	5/25/88	Tim Learsy	at PHI	4-0	Daulton, 1b in 3rd
8/4/68	Mike Kekich	NY	2-0	Swoboda, 1b in 7th	7/21/90	Tim Belcher	at PIT	6-0	Bell, 1b in 4th
5/1/69	Don Sutton	at SF	5-0	Davenport, 2b in 8th	7/21/90	Tim Belcher	at PIT	6-0	Bell, 1b in 4th
6/19/71	Don Sutton	HOU	4-0	Wynn, 2b in 6th	8/5/95	Hideo Nomo	at SF	3-0	Clayton, 1b in 7th
5/9/74	Don Sutton	at SD	6-0	Grubb, 1b in 2nd	6/27/98	Ismael Valdes	PIT	2-0	K. Young, 1b in 8th
4/15/75	Don Sutton	CIN	3-1	Bench, HR in 7th	7/19/00	Kevin Brown	COL	9-1	L. Walker, HR in 1st
8/18/77	Don Sutton	SF	7-0	Hill, 1b in 8th	4/26/02	Odalis Perez	at CHI	10-0	Patterson, 1b in 7th
5/11/79	Doug Rau	MON	7-0	Speier, 1b in 8th	6/25/02	Odalis Perez	COL	4-0	Estalera, 1b in 6th
5/29/80	Bob Welch	ATL	3-0	Blanks, 1b in 4th	7/7/04	Kazuhisa Ishii	ARI	11-0	Hillenbrand, 1b in 5th
4/21/82	Jerry Reuss	HOU	6-0	A. Howe, 2b in 1st	8/31/05	Derek Lowe	at CHI	7-0	Hairston, 1b in 1st
4/29/82	Burt Hooton	PHI	4-0	DeJesus, 1b in 4th	7/7/08	Hiroki Kuroda	ATL	3-0	Teixeira, 2b in 8th
6/11/82	Jerry Reuss	CIN	11-1	Milner, 2b in 1st	9/29/15	Clayton Kershaw	at SF	8-0	Frandsen, 1b in 3rd
6/1/83	Bob Welch	PHI	1-0	Hayes, 1b in 4th	8/23/17	Rich Hill	at PIT	0-1	Harrison, HR in 10th
4/27/84	Rick Honeycutt	at SD	1-0	Salazar, 1b in 4th					

RECENT TWO-HITTERS BY DODGER PITCHERS

DATE	PITCHER	CLUB	SCORE	HIT BY	DATE	PITCHER	CLUB	SCORE	HIT BY
9/23/00	Brown	vs. S.D.	2-1	D. Jackson, Klesko	5/29/11	Kershaw	vs. FLA	8-0	Morrison, Infante
9/29/00	Park	at S.D.	3-0	Nevin, Larocca	6/20/11	Kershaw	vs. DET	4-0	Wells, Raburn
7/18/01	Park	vs. Mil	5-0	Loretta, Sexson	5/28/13	Ryu	vs. LAA	3-0	Kendrick, Iannetta
5/24/03	Nomo	at Mil	6-0	Vander Wal, Helms	7/13/13	Greinke	vs. COL	1-0	Helton, Herrera
8/4/10	Padilla	vs. SD	9-0	Ludwick, Headley	9/16/13	Ryu	at ARI	1-2	Goldschmidt, Hill
8/19/10	Lilly	vs. COL	2-0	Fowler, Tulowitzki	5/23/16	Kershaw	vs. CIN	1-0	Cozart, Barnhart

LONGEST GAMES IN DODGER HISTORY (18 OR MORE INNINGS)

INNINGS	DATE	LOCATION	RESULT
26*	May 1, 1920	Boston	Brooklyn 1, Boston 1
23	June 27, 1939	Boston	Brooklyn 2, Boston 2
22	Aug. 22, 1917	Brooklyn	Brooklyn 6, Pittsburgh 5
22	June 3, 1989	Houston	Houston 5, Los Angeles 4
22	Aug. 23, 1989	Montreal	Los Angeles 1, Montreal 0
21	Aug. 17, 1982	Chicago	Los Angeles 2, Chicago 1
20	April 30, 1919	Philadelphia	Brooklyn 9, Philadelphia 9
20	July 5, 1940	Boston	Brooklyn 6, Boston 2
20	July 7, 1993	Philadelphia	Philadelphia 7, Los Angeles 6
19	June 17, 1915	Chicago	Chicago 4, Brooklyn 2
19	May 3, 1920	Boston	Boston 2, Brooklyn 1
19	May 17, 1939	Chicago	Brooklyn 9, Chicago 9
19**	Sept. 11, 1946	Brooklyn	Cincinnati 0, Brooklyn 0
19	Aug. 8, 1972	Cincinnati	Cincinnati 2, Los Angeles 1
19	May 24, 1973	Los Angeles	New York 7, Los Angeles 3
18	Aug. 17, 1902	Brooklyn	Brooklyn 7, St. Louis 7
18	June 1, 1919	Brooklyn	Philadelphia 10, Brooklyn 9
18	Sept. 6, 1984	Los Angeles	Atlanta 3, Los Angeles 2
18	Aug. 3, 1996	Los Angeles	Atlanta 5, Los Angeles 3

*Longest game and longest tied game in Major League history **Longest scoreless game in Major League history

LONGEST GAME TIMES IN DODGER HISTORY

TIME	INNINGS	DATE	LOCATION	RESULT
7:14*	22	June 3, 1989	Houston	Houston 5, Los Angeles 4
6:14	22	Aug. 23, 1989	Montreal	Los Angeles 1, Montreal 0
6:10	21	Aug. 17-18, 1982	Chicago	Los Angeles 2, Chicago 1
6:10	20	July 7, 1993	Philadelphia	Philadelphia 7, Los Angeles 6
5:47	17	May 22, 2016	San Diego	Los Angeles 9, San Diego 5
5:45	16	Sept. 28, 1986	San Francisco	San Francisco 6, Los Angeles 5
5:42	19	May 24, 1973	Los Angeles	New York 7, Los Angeles 3
5:35	17	April 12, 1980	Houston	Los Angeles 6, Houston 5
5:34	14	Sept. 3, 2014	Los Angeles	Washington 8, Los Angeles 5
5:29	14	Aug. 31, 2015	Los Angeles	Los Angeles 5, San Francisco 4
5:26	14	July 6, 2016	Los Angeles	Baltimore 6, Los Angeles 4
5:20	16	Sept. 13, 1982	Los Angeles	Los Angeles 4, San Diego 3
5:19	20	July 5, 1940	Boston	Brooklyn 6, Boston 2
5:19	16	May 7, 2002	Atlanta	Los Angeles 6, Atlanta 5
5:16	16	Sept. 6, 1987	Los Angeles	Los Angeles 3, New York 2
5:16	15	May 2, 1995	San Francisco	San Francisco 4, Los Angeles 3
5:15	23	June 23, 1939	Boston	Brooklyn 2, Boston 2
5:14	16	April 13, 1999	Arizona	Arizona 7, Los Angeles 6
5:14	14	July 10, 2013	Arizona	Los Angeles 7, Arizona 5
5:11	12	May 1, 2014 (2)	Minnesota	Los Angeles 4, Minnesota 3
5:10	16	July 22, 2016	St. Louis	St. Louis 4, Los Angeles 3
5:07	13	Aug. 20, 2011	Colorado	Colorado 7, Los Angeles 6
5:06	15	Aug. 25, 2006	Arizona	Arizona 9, Los Angeles 7
5:06	14	Aug. 18, 2007	Los Angeles	Colorado 7, Los Angeles 4
5:05	18	Aug. 3, 1996	Los Angeles	Atlanta 5, Los Angeles 3
5:03	12	July 27, 1990	Los Angeles	Los Angeles 5, Atlanta 4
5:02	15	May 14, 1978	Los Angeles	Chicago 10, Los Angeles 7
5:02	17	June 17, 2006	Oakland	Oakland 5, Los Angeles 4
5:02	18	Sept. 6, 1984	Los Angeles	Atlanta 3, Los Angeles 2
5:00	15	April 7, 1997	Los Angeles	Los Angeles 3, New York 2

*Longest night game in National League history †Longest extra-inning 1-0 game in Major League history

BEST AND WORST STARTS IN FRANCHISE HISTORY

G	YEAR	W	L	T	PCT	G	YEAR	W	L	T	PCT	G	YEAR	W	L	T	PCT
10	1955	10	0	0	1.000	63	1955	47	16	0	.746	126	2017	90	36	0	.714
11	1940	10	1	0	.909	64	1955	48	16	0	.750	127	2017	91	36	0	.717
11	1955	10	1	0	.909	65	1955	49	16	0	.754	128	2017	91	37	0	.711
12	1940	11	1	0	.917	66	1955	49	17	0	.742	129	2017	91	38	0	.705
12	1955	11	1	0	.917	67	1955	50	17	0	.746	130	2017	91	39	0	.700
13	1940	11	2	0	.846	68	1955	50	18	0	.735	131	2017	91	40	0	.695
13	1955	11	2	0	.846	69	1955	51	18	0	.739	132	1942	91	40	1	.695
13	1981	11	2	0	.846	70	1955	51	19	0	.729	132	1953	91	40	1	.695
14	2005	12	2	0	.857	71	1955	52	19	0	.732	133	2017	92	41	0	.692
14	1940	12	2	0	.857	72	1955	52	20	0	.722	134	1899	91	40	3	.695
14	1955	12	2	0	.857	73	1942	52	21	0	.712	135	1899	92	40	3	.697
15	1955	13	2	0	.867	73	1955	52	21	0	.712	136	1899	92	41	3	.692
16	1955	14	2	0	.875	74	1942	53	21	0	.716	137	1953	94	42	1	.691
17	1955	15	2	0	.882	75	1942	53	22	0	.707	138	1953	95	42	1	.693
18	1955	16	2	0	.889	75	1955	53	22	0	.707	139	1953	96	42	1	.696
19	1955	17	2	0	.895	76	1942	54	22	0	.711	140	1953	97	42	1	.698
20	1955	18	2	0	.900	76	1955	54	22	0	.711	141	1953	97	43	1	.693
21	1955	19	2	0	.905	77	1942	55	22	0	.714	142	1953	97	44	1	.688
22	1955	20	2	0	.909	77	1955	55	22	0	.714	143	1953	98	44	1	.690
23	1955	21	2	0	.913	78	1942	56	22	0	.718	144	1953	98	45	1	.685
24	1955	22	2	0	.917	79	1952	56	22	1	.718	145	1953	98	46	1	.681
25	1955	22	3	0	.880	80	1952	57	22	1	.722	146	1953	99	46	1	.683
26	1955	22	4	0	.846	81	1952	58	22	1	.725	147	1899	98	46	3	.681
26	1977	22	4	0	.846	82	1952	59	22	1	.728	148	1953	100	47	1	.680
27	1955	23	4	0	.852	83	1952	60	22	1	.732	149	1953	101	47	1	.682
28	1955	24	4	0	.857	84	1952	60	23	1	.723	150	1953	102	47	1	.685
29	1955	25	4	0	.862	85	1952	60	24	1	.714	151	1953	102	48	1	.680
30	1955	25	5	0	.833	86	1952	61	24	1	.718	152	1953	103	48	1	.682
31	1955	25	6	0	.806	87	1952	61	25	1	.709	153	1953	104	48	1	.684
32	1955	25	7	0	.781	88	1952	61	26	1	.701	154	1953	104	49	1	.680
32	1977	25	7	0	.781	89	1942	62	27	0	.697	155	1953	105	49	1	.682
33	1977	26	7	0	.788	89	1955	62	27	0	.697	156	1941	99	54	3	.647
34	1955	26	8	0	.765	90	1942	63	27	0	.700	157	1941	100	54	3	.649
34	1977	26	8	0	.765	91	1942	64	27	0	.703	158	1962	101	57	0	.639
35	1955	27	8	0	.771	92	1942	65	27	0	.707	158	2017	101	57	0	.639
35	1977	27	8	0	.771	93	1942	65	28	0	.699	159	2017	102	57	0	.642
36	1977	28	8	0	.778	94	1942	66	28	0	.702	160	2017	102	58	0	.638
37	1955	28	9	0	.757	95	1942	67	28	0	.705	161	2017	103	58	0	.640
37	1977	28	9	0	.757	96	1942	68	28	0	.708	162	2017	104	58	0	.642
38	1977	29	9	0	.763	97	1942	68	29	0	.701						
39	1977	30	9	0	.769	98	1942	69	29	0	.704						
40	1955	30	10	0	.750	99	1942	70	29	0	.707						
40	1977	30	10	0	.750	100	1942	71	29	0	.710						
41	1955	31	10	0	.756	101	1942	72	29	0	.713						
41	1977	31	10	0	.756	102	1942	72	30	0	.706						
42	1955	32	10	0	.762	103	1942	73	30	0	.709						
43	1955	32	11	0	.744	104	1942	73	30	1	.709						
43	1977	32	11	0	.744	105	1942	74	30	1	.712						
44	1955	33	11	0	.750	106	2017	75	31	0	.708						
44	1977	33	11	0	.750	107	2017	75	32	0	.701						
45	1955	34	11	0	.756	108	2017	76	32	0	.704						
46	1955	35	11	0	.761	109	2017	77	32	0	.706						
47	1955	36	11	0	.766	110	2017	78	32	0	.709						
48	1899	36	11	1	.766	111	2017	79	32	0	.712						
49	1955	37	12	0	.755	112	2017	79	33	0	.705						
50	1955	38	12	0	.760	113	2017	80	33	0	.708						
51	1955	39	12	0	.765	114	2017	81	33	0	.711						
52	1955	40	12	0	.769	115	2017	81	34	0	.704						
53	1955	41	12	0	.774	116	2017	82	34	0	.707						
54	1955	42	12	0	.778	117	2017	83	34	0	.709						
55	1899	41	12	2	.774	118	2017	84	34	0	.712						
56	1899	42	12	2	.778	119	2017	85	34	0	.714						
57	1899	43	12	2	.782	120	2017	86	34	0	.717						
58	1899	43	13	2	.768	121	2017	87	34	0	.719						
59	1899	43	14	2	.754	122	2017	87	35	0	.713						
60	1899	44	14	2	.759	123	2017	88	35	0	.715						
61	1899	44	15	2	.746	124	2017	89	35	0	.718						
62	1955	46	16	0	.742	125	2017	89	36	0	.712						

L.A. HISTORY

BEST START AFTER...	
10 games	9-1 (1981)
20 games	17-3 (1977)
30 games	24-6 (1977)
50 games	36-14 (1974)
81 games	55-26 (1974)
100 games	69-31 (2017)
WORST START AFTER...	
10 games	2-8 (1976)
20 games	7-13 (3 times)
30 games	10-20 (1958)
50 games	21-29 (1958, 67)
81 games	34-47 (1967, 79)
100 games	41-59 (1992)

HISTORY & RECORDS

LOS ANGELES OPENERS

DATE	OPP. LOC.	STARTER	RESULT	ATT.	DATE	OPP. LOC.	STARTER	RESULT	ATT.
4/15/58	at S.F.	Drysdale	L.A. lost, 8-0	23,448	4/19/87	S.F. at L.A.	Welch	L.A. lost, 8-1	46,289
4/18/58	S.F. at L.A.	Erskine	L.A. won, 6-5	78,672	4/4/88	S.F. at L.A.	Valenzuela	L.A. lost, 5-1	48,484
4/11/59	at Chi.	Drysdale	L.A. lost, 6-1	12,288	4/3/89	at Cin.	Belcher	L.A. lost, 6-4	55,385
4/14/59	Stl. at L.A.	Podres	L.A. lost, 6-2	61,552	4/13/89	Hou. at L.A.	Belcher	L.A. lost, 4-2	47,136
4/12/60	Chi. at L.A.	Drysdale	L.A. won, 3-2 (11)	67,550	4/9/90	S.D. at L.A.	Hershiser	L.A. won, 4-2	48,686
4/11/61	Phi. at L.A.	Drysdale	L.A. won, 6-2	50,927	4/10/91	at Atl.	Belcher	L.A. won, 6-4	18,527
4/10/62	Cin. at L.A.	Podres	L.A. lost, 6-3	52,564	4/12/91	S.D. at L.A.	Ojeda	L.A. lost, 4-2	49,976
4/9/63	at Chi.	Drysdale	L.A. won, 5-1	18,589	4/6/92	S.F. at L.A.	Martinez	L.A. lost, 8-1	49,018
4/16/63	Chi. at L.A.	Podres	L.A. lost, 2-1	33,758	4/5/93	at Fla.	Hershiser	L.A. lost, 6-3	42,334
4/14/64	Stl. at L.A.	Koufax	L.A. won, 4-0	50,451	4/13/93	Stl. at L.A.	Ke. Gross	L.A. lost, 9-7	53,529
4/12/65	at N.Y.	Drysdale	L.A. won, 6-1	37,999	4/5/94	Fla. at L.A.	Hershiser	L.A. won, 4-3	53,757
4/20/65	N.Y. at L.A.	Osteen	L.A. lost, 3-2	36,161	4/25/95	at Fla.	R. Martinez	L.A. won, 8-7	42,125
4/12/66	Hou. at L.A.	Osteen	L.A. won, 3-2	34,520	4/28/95	Atl. at L.A.	Astacio	L.A. won, 9-1	51,181
4/10/67	at Cin.	Miller	L.A. lost, 6-1	28,422	4/1/96	at Hou.	R. Martinez	L.A. won, 4-3	34,375
4/18/67	Cin. at L.A.	Osteen	L.A. won, 7-2	17,947	4/8/96	Atl. at L.A.	Nomo	L.A. won, 1-0	53,180
4/10/68	Phi. at L.A.	Osteen	L.A. lost, 2-0	28,138	4/1/97	Phi. at L.A.	R. Martinez	L.A. lost, 3-0	53,079
4/7/69	at Cin.	Drysdale	L.A. won, 3-2	30,111	3/31/98	at Stl.	R. Martinez	L.A. lost, 6-0	47,972
4/15/69	S.D. at L.A.	Osteen	L.A. won, 14-0	22,200	4/7/98	Ari. at L.A.	Park	L.A. won, 9-1	52,424
4/7/70	Cin. at L.A.	Osteen	L.A. lost, 4-0	30,457	4/5/99	Ari. at L.A.	Brown	L.A. won, 8-6 (11)	53,109
4/5/71	at Hou.	Singer	L.A. lost, 5-2	22,421	4/3/00	at Mon.	Brown	L.A. won, 10-4	51,249
4/9/71	S.D. at L.A.	Singer	L.A. lost, 6-3	31,413	4/14/00	Cin. at L.A.	Hershiser	L.A. won, 8-1	53,223
4/15/72	at Cin.	Sutton	L.A. won, 3-1	37,895	4/2/01	Mil. at L.A.	Park	L.A. won, 1-0	53,154
4/21/72	S.D. at L.A.	Downing	L.A. won, 12-2	30,320	4/2/02	SF at L.A.	Brown	L.A. lost, 9-2	53,356
4/6/73	at S.D.	Sutton	L.A. lost, 4-2	32,019	3/31/03	L.A. at Ari.	Nomo	L.A. won, 8-0	47,356
4/11/73	Cin. at L.A.	Sutton	L.A. lost, 4-1	24,755	4/7/03	Ari. at L.A.	Brown	L.A. lost, 6-4 (12)	53,819
4/5/74	S.D. at L.A.	Sutton	L.A. won, 8-0	31,586	4/5/04	SD at L.A.	Nomo	L.A. lost, 8-2	53,850
4/7/75	at Cin.	Sutton	L.A. lost, 2-1 (14)	52,526	4/5/05	L.A. at S.F.	Lowe	L.A. lost, 4-2	42,788
4/14/75	Cin. at L.A.	Rau	L.A. won, 5-2	45,502	4/12/05	S.F. at L.A.	Weaver	L.A. won, 9-8	55,891
4/9/76	at S.F.	Sutton	L.A. lost, 4-2	37,261	4/3/06	Atl at L.A.	Lowe	L.A. lost 11-10	56,000
4/13/76	S.D. at L.A.	Hooton	L.A. lost, 8-5	52,703	4/2/07	L.A. at MIL	Lowe	L.A. lost 7-1	45,341
4/7/77	S.F. at L.A.	Sutton	L.A. won, 5-1	51,022	4/9/07	COL at L.A.	Schmidt	L.A. lost 6-3	56,000
4/7/78	at Atl.	Sutton	L.A. won, 13-4	42,866	3/31/08	SF at L.A.	Penny	L.A. won 5-0	56,000
4/14/78	Atl. at L.A.	John	L.A. won, 5-1	38,397	4/6/09	L.A. at S.D.	Kuroda	L.A. won 4-1	45,496
4/5/79	S.D. at L.A.	Hooton	L.A. lost, 4-3	46,536	4/13/09	S.F. at L.A.	Billingsley	L.A. won 11-1	57,099
4/10/80	at Hou.	Hooton	L.A. lost, 3-2	33,270	4/5/10	L.A. at PIT	Padilla	L.A. lost 11-5	39,024
4/17/80	Hou. at L.A.	Sutton	L.A. won, 6-4	45,476	4/13/10	ARI at L.A.	Kershaw	L.A. won 9-5	56,000
4/9/81	Hou. at L.A.	Valenzuela	L.A. won, 2-0	50,511	3/31/11	SF at L.A.	Kershaw	L.A. won 2-1	56,432
4/6/82	S.F. at L.A.	Reuss	L.A. won, 4-3	49,662	4/5/12	L.A. at SD	Lindblom	L.A. won 5-3	42,941
4/5/83	at Hou.	Valenzuela	L.A. won, 16-7	27,343	4/10/12	PIT at L.A.	Jansen	L.A. won 2-1	56,000
4/8/83	Mon. at L.A.	Hooton	L.A. lost, 8-3	45,369	4/1/13	SF at L.A.	Kershaw	L.A. won 4-0	53,136
4/3/84	Stl. at L.A.	Valenzuela	L.A. lost, 11-7	50,103	3/22/14	L.A. at ARI (AUS)	Kershaw	L.A. won 3-1	38,266
4/9/85	at Hou.	Valenzuela	L.A. lost, 2-1	42,876	4/4/14	SF at L.A.	Ryu	L.A. lost 8-4	53,493
4/12/85	S.F. at L.A.	Honeycutt	L.A. lost, 4-1	46,910	4/6/15	SD at L.A.	Kershaw	L.A. won 6-3	53,518
4/7/86	S.D. at L.A.	Valenzuela	L.A. won, 2-1	49,444	4/4/16	L.A. at SD	Kershaw	L.A. won 15-0	44,317
4/6/87	at Hou.	Hershiser	L.A. lost, 4-3	44,585	4/12/16	ARI at L.A.	Maeda	L.A. lost 4-2	53,279
					4/3/17	SD at L.A.	Kershaw	L.A. won 14-3	53,701

1945-2017 DODGER OPENING DAY LINEUPS

1945	Bordagaray Olmo Galan Walker Hart Owen Sandlock Durocher Davis	LF CF 1B RF 3B C SS 2B P	1949	Abrams Shuba Snider Robinson Furillo Cox Hodges Campanella Hatten	LF SS CF 2B RF 3B 1B C P	1953	Gilliam Reese Snider Robinson Campanella Thompson Hodges Furillo Erskine	2B SS CF 3B C LF 1B RF P	1957	Gilliam Cimoli Snider Furillo Hodges Jackson Campanella Zimmer Newcombe	2B SS CF 3B C 3B C SS P	1961	Wills W. Davis D. Davis Snider Moon Larker Neal Roseboro Drysdale	SS CF 3B RF LF 1B C SS P	1965	Wills Parker W. Davis T. Davis Roseboro Lefebvre Fairly Kennedy Drysdale	SS 1B CF LF C 2B RF P
1946	Reese Herman Whitman Hermanski Graham Furillo Riggs Anderson Gregg	SS 2B LF RF 1B CF 3B C P	1950	Reese Shuba Snider Robinson Furillo Hodges Morgan Campanella Newcombe	SS LF CF 2B RF 1B 3B C P	1954	Gilliam Reese Snider Robinson Campanella Hodges Furillo Cox Erskine	2B SS CF LF C RF 3B P	1958	Cimoli Reese Snider Hodges Neal Gray Furillo Walker Drysdale	CF SS LF 1B 2B 3B RF C P	1962	Wills Gilliam Moon Snider Roseboro Fairly Spencer W. Davis Podres	SS 2B LF RF C C CF P	1966	Wills Parker W. Davis Fairly Lefebvre Johnson Roseboro Oliver Osteen	SS 1B CF CF C LF 2B C C P
1947	Stanky Robinson Reiser Walker Hermanski Edwards Jorgensen Reese Hatten	2B 1B CF RF LF C 3B SS P	1951	Thompson Furillo Snider Robinson Hodges Campanella Reese Bridges Erskine	LF RF CF 2B 1B C SS 3B P	1955	Gilliam Reese Snider Hodges Amoros Robinson Furillo Campanella Erskine	2B SS CF 1B LF 3B RF C P	1959	Fairly Moon Roseboro Snider Neal Hodges Zimmer Baxes Drysdale	RF LF C CF 2B 1B SS 3B P	1963	Wills Oliver W. Davis T. Davis Skowron Roseboro Fairly McMullen Drysdale	SS 2B CF LF 1B C RF 3B P	1967	Parker Hunt Johnson Fairly Lefebvre Roseboro Bailey Michael Miller	CF 2B RF LF C C LF SS P
1948	Robinson Vaughan Ward Furillo Reese Whitman Cox Hodges Barney	2B LF 1B CF SS RF 3B C P	1952	Reese Cox Robinson Campanella Parker Snider Furillo Roe	SS 3B C CF LF RF P	1956	Gilliam Reese Snider Hodges Robinson Furillo Neal Newcombe	LF SS CF C 3B RF 2B P	1960	Gilliam Neal Moon Snider Hodges Roseboro Demeter Wills Drysdale	3B 2B LF RF 1B C CF SS P	1964	Wills Gilliam W. Davis T. Davis Fairly Howard Werhas Koufax	SS 2B CF LF 1B RF C 3B P	1968	W. Davis Versalles Parker Ferrara Bailey Fairly Popovich Haller Osteen	CF SS SS LF 3B RF 2B C P

1945-2017 DODGER OPENING DAY LINEUPS (CONTINUED)

1969	Crawford Gabrielson Sudakis Fairly Kosco Haller Lefebvre Sizemore Drysdale	CF RF 3B 1B LF C 2B SS P	1978	Lopes Russell Smith Cey Garvey Baker Monday Yeager Sutton	2B SS RF 3B 1B LF CF C P	1987	Sax Duncan Madlock Marshall Stubbs Landreaux Scioscia Ramsey Hershiser	2B SS 3B RF 1B LF C C P	1996	DeShields Butler Piazza Karros Mondesi Blowers Hollandsworth Gagne R. Martinez	2B CF C 1B RF 3B LF C P	2005	Izturis Choi Drew Kent Bradley Valentin Ledee Phillips Lowe	SS 1B RF 2B CF 3B LF C P	2014	Puig Turner Ramirez Gonzalez Van Slyke Uribe Ethier Ellis Kershaw	RF 2B SS 1B LF 3B CF C P
1970	Wills Buckner W. Davis Crawford Parker Garvey Haller Sizemore Osteen	SS LF CF RF 1B 3B C 2B P	1979	Lopes Russell Smith Garvey Cey Baker Monday Yeager Hooton	2B SS RF 1B 3B LF CF C P	1988	Sax Griffin Gibson Guerrero Marshall Shelby Davis Scioscia Valenzuela	2B SS LF 3B 1B CF C P	1997	Butler Guerrero Mondesi Piazza Karros Zeile Hollandsworth Gagne R. Martinez	CF 2B RF CF 1B 3B LF SS P	2006	Furcal Cruz Drew Kent Saenz Mueller Jr. Repko Lowe	SS LF RF 2B 1B 3B C CF P	2015	Rollins Puig Gonzalez Kendrick Crawford Uribe Pederson Ellis Kershaw	SS RF 1B 2B LF 3B CF C P
1971	Wills Buckner W. Davis Parker Allen Sims C Garvey Russell Singer	SS RF CF 1B LF C 3B 2B P	1980	Lopes Law Smith Garvey Baker Cey Thomas Yeager Hooton	2B CF RF 1B LF 3B SS C P	1989	Randolph Griffin Gibson Murray Marshall Shelby Hamilton Scioscia Belcher	2B SS LF 1B RF CF 3B C P	1998	Young Vizcaino Piazza Zeile Mondesi Konerko Hollandsworth Hubbard R. Martinez	2B SS CF 1B RF 1B LF CF P	2007	Pierre Martin Szasz Garciaparra Kent Gonzalez Betemit Ethier Martinez Lowe	CF C 2B 1B RF SS CF P	2016	Utley Seager Turner Gonzalez Puig Crawford Pederson Ellis Kershaw	2B SS 3B 1B RF LF CF C P
1972	Wills Buckner W. Davis Robinson Lefebvre Crawford Sims C Grabarkewitz Sutton	SS 1B CF RF 2B LF C 3B P	1981	Lopes Landreaux Baker Garvey Cey Guerrero Scioscia C Russell Valenzuela	2B CF LF 1B 3B RF C SS P	1990	Samuel Randolph Brooks Murray Daniels Hamilton Scioscia Griffin Russell Hershiser	CF 2B RF 1B LF 3B C SS SS P	1999	Young Grudzielanek Sheffield Mondesi White Karros Hundley Beltre Brown	2B SS LF RF CF 1B C 3B P	2008	Furcal Ethier Kemp RF Kent Jones Martin Loney DeWitt Penny	SS LF RF 2B CF C 1B 3B P	2017	Toles Seager Turner Gonzalez Forsythe Pederson Grandal C Puig Kershaw	LF SS 3B 1B 2B CF CF P
1973	Lacy Mota Buckner W. Davis Crawford Ferguson McMullen Russell Sutton	2B LF 1B CF RF CF 3B SS P	1982	Sax Landreaux Baker Garvey Cey Guerrero C Yeager Russell Reuss	2B CF LF 1B 3B RF C SS P	1991	Butler Samuel Strawberry Murray Daniels Harris Scioscia C Griffin Belcher	CF 2B RF 1B LF 3B C SS SS P	2000	White Grudzielanek Sheffield Green Karros Hundley Beltre Elster Brown	CF 2B LF RF 1B C 3B SS P	2009	Furcal Hudson Ramirez Ethier Martin C Kemp Blake Kuroda	SS 2B LF RF C CF 3B P	2010	Furcal Martin C Ramirez RF Loney 1B Blake 3B DeWitt 2B Padilla P	SS 2B LF RF CF 1B CF LF P
1974	Lopes Buckner Wynn Ferguson Crawford Cey Joshua Yeager Russell Sutton	2B LF CF C RF 3B LF SS P	1983	Sax Landreaux Baker Guerrero C Brock Marshall Russell SS Yeager Valenzuela	2B CF LF 3B 1B RF SS C P	1992	Butler Harris Daniels Strawberry Davis Samuel Scioscia C Offerman R. Martinez	CF 3B 1B RF LF 2B C SS P	2001	Goodwin Grudzielanek Sheffield Green Karros Donnels Kreuter Cora Park	CF 2B LF RF 1B C 1B SS SS P	2011	Furcal Gwynn Ethier RF Kemp CF Loney 1B Uribe 3B Barajas C Carroll 2B Kershaw P	SS LF RF CF CF 1B 3B C 2B P	2012	Gordon M. Ellis Kemp CF Ethier RF Rivera LF Loney 1B Uribe 3B A. Ellis SS Kershaw C P	SS 2B CF RF LF 1B 3B C 2B P
1975	Lopes Buckner Wynn Ferguson Garvey Cey Yeager C Rivera SS Russell Sutton	2B LF CF RF 1B 3B LF SS P	1984	Sax Duncan Landreaux Oliver Guerrero C Maldonado R Marshall Russell SS Yeager Valenzuela	2B CF LF 3B 1B RF SS C P	1993	Offerman Butler Strawberry Davis Wallach Green Jordan Piazza C Reed 2B Hershiser P	SS CF LF RF 1B CF C P	2002	Roberts Izturis Lo Duca Green Jordan McGriff Beltre 3B Cabera SS Izturis Nomo	CF CF SS LF RF LF 3B RF SS P	2003	Roberts Lo Duca Green Jordan McGriff Beltre 3B Cabera SS Izturis Nomo	CF CF SS LF RF LF 3B RF SS P	2013	Gordon M. Ellis Kemp CF Ethier RF Rivera LF Loney 1B Uribe 3B A. Ellis SS Kershaw C P	SS 2B CF RF LF 1B 3B C 2B P
1976	Buckner Sizemore Baker Garvey Cey Ferguson Yeager C Russell Sutton	LF 2B CF RF 1B 3B RF C SS P	1985	Duncan Landreaux Oliver Guerrero C Marshall Russell SS Yeager Valenzuela	2B CF LF 3B 1B RF SS C P	1994	DeShields Butler Piazza Green Jordan McGriff Beltre 3B Cabera SS Izturis Nomo	2B CF CF C 1B RF LF 3B RF SS P	2004	Roberts Izturis Bradley Green Lo Duca Encarnacion RF Beltre 3B Cora 2B Nomo	CF CF RF SS LF CF RF 3B P	2014	Crawford M. Ellis Kemp CF Gonzalez RF Cruz 3B Ethier RF A. Ellis C Sellers SS Kershaw P	LF 2B CF 1B RF 3B C SS P			
1977	Lopes Russell Smith Cey Garvey C Monday Baker LF Yeager C Sutton	2B SS RF 3B 1B CF LF C P	1986	Duncan Landreaux Madlock Karros Brock Marshall Stubbs LF Ashley Scioscia C Sax 2B Valenzuela	SS CF CF 3B RF RF LF C 2B P	1995	DeShields Offerman SS Mondesi CF Piazza C Green 1B Rodriguez RF Ashley LF Hansen 3B R. Martinez P	2B CF CF C 1B RF LF 3B P	2015	Crawford M. Ellis Kemp CF Gonzalez RF Cruz 3B Ethier RF A. Ellis C Sellers SS Kershaw P	LF 2B CF 1B RF 3B C SS P	2016	Utley Seager Turner Gonzalez Puig Crawford Pederson Ellis Kershaw	2B SS 3B 1B RF LF CF C P			

MOST O.D. STARTS IN L.A. DODGER HISTORY

C	Scioscia (10)
1B	Karros (9)
2B	Lopes (7)
3B	Cey (9)
SS	Russell (11)
CF	W. Davis (11)
RF	Ethier (6)
LF	Baker (7)
P	Drysdale, Sutton, Kershaw (7)

L.A. OPENING DAY FACTS AND FIGURES

L.A. DODGERS WIN/LOSS RECORD:
33-27

RECORD IN EXTRA-INNING GAMES:
2-1

MOST RUNS SCORED

16	1983
15	2016
14	2017
13	1978

SHUTOUTS

15-0 (SD)	2016
4-0 (SF)	2013
5-0 (SF)	2003
8-0 (AR)	2003
1-0 (ML)	2001
2-0 (HOJ)	1981
8-0 (SD)	1974
4-0 (STL)	1964

MOST VICTORIES

5	Drysdale
5	Kershaw
4	Sutton
4	Valenzuela
2	R. Martinez
2	Brown

HIGHEST HOME ATTENDANCE

57,099	2009
--------	------

HISTORY & RECORDS

MLB POSTSEASON APPEARANCES AND CHAMPIONSHIPS

MOST POSTSEASON APPEARANCES

Team	Appearances
BALT/NY YANKEES	53
BRK/LA DODGERS	31
BOS/MIL/ATL BRAVES	30
STL CARDINALS	28
PHI/KC/OAK ATHLETICS	26
NY/SF GIANTS	26

MOST WORLD SERIES APPEARANCES

Team	Appearances
BALT/NY YANKEES	40
NY/SF GIANTS	20
BRK/LA DODGERS	19
STL CARDINALS	19
BOS/MIL/ATL BRAVES	17
PHI/KC/OAK ATHLETICS	14

MOST WORLD SERIES TITLES

Team	Titles
BALTIMORE/NY YANKEES	27
ST LOUIS CARDINALS	11
PHI/KC/OAKLAND ATHLETICS	9
NEW YORK/SAN FRANCISCO GIANTS	8
BOSTON RED SOX	7

DIVISION SERIES RESULTS

YEAR	GAME	DATE	W/L	SCORE	WINNER	LOSER	ATT.	YEAR	GAME	DATE	W/L	SCORE	WINNER	LOSER	ATT.
1981	1	10-6 at Hou	L	1-3	Ryan Stewart	44,836	2009	1	10-7 at L.A.	W	5-3	Weaver	Carpenter	56,000	
	2	10-7 at Hou	L	0-1 (11)	Sambito Stewart	42,398		2	10-8 at L.A.	W	3-2	Sherrill	Franklin	51,819	
	3	10-9 at L.A.	W	6-1	Hooton Knepper	46,820		3	10-10 at STL	W	5-1	Padilla	Pineiro	47,296	
	4	10-10 at L.A.	W	2-1	Valenzuela Ruhle	55,983		2013	1	10-3 at ATL	W	6-1	Kershaw	Medlen	43,021
	5	10-11 at L.A.	W	4-0	Reuss Ryan	55,979			2	10-4 at ATL	L	3-4	Minor	Greinke	48,966
1995	1	10-3 at L.A.	L	2-7	Schourek R. Martinez	44,199	3	10-6 at L.A.	W	13-6	Capuano	Teheran	54,646		
	2	10-4 at L.A.	L	4-6	Burba Osuna	46,051	4	10-7 at L.A.	W	4-3	Wilson	Carpenter	54,438		
	3	10-6 at Cin.	L	1-10	Wells Nomo	53,276	2014	1	10-3 at L.A.	L	9-10	Gonzales	Kershaw	52,265	
1996	1	10-2 at L.A.	L	1-2	Smoltz Osuna	47,428		2	10-4 at L.A.	W	3-2	League	Neshek	54,599	
	2	10-3 at L.A.	L	2-3	Maddux Valdes	51,916		3	10-6 at STL	L	1-3	Lackey	Elbert	47,574	
	3	10-5 at Atl.	L	2-5	Glavine Nomo	52,529	4	10-7 at STL	L	2-3	Gonzales	Kershaw	46,906		
2004	1	10-5 at StL	L	3-8	Williams Perez	52,127	2015	1	10-9 at L.A.	L	1-3	deGrom	Kershaw	54,428	
	2	10-7 at StL	L	3-8	Haren Weaver	52,228		2	10-10 at L.A.	W	5-2	Greinke	Syndergaard	54,455	
	3	10-9 at L.A.	W	4-0	Lima Morris	55,942	3	10-12 at NY	L	7-13	Harvey	Anderson	44,276		
	4	10-10 at L.A.	L	2-6	Suppan Perez	56,268	4	10-13 at NY	W	3-1	Kershaw	Matz	44,183		
2006	1	10-4 at NY	L	5-6	Mota Penny	56,979	5	10-15 at L.A.	L	2-3	deGrom	Greinke	54,602		
	2	10-5 at NY	L	1-4	Glavine Kuo	57,029	2016	1	10-7 at WAS	W	4-3	Kershaw	Scherzer	43,915	
	3	10-7 at L.A.	L	5-9	Feliciano Broxton	56,293		2	10-9 at WAS	L	2-5	Treinen	Hill	43,826	
2008	1	10-1 at CHC	W	7-2	Lowe Dempster	42,099	3	10-10 at L.A.	L	3-8	Solis	Maeda	53,901		
	2	10-2 at CHC	W	10-3	Billingsley Zambrano	42,136	4	10-11 at L.A.	W	6-5	Blanton	Treinen	49,617		
	3	10-4 at LA	W	3-1	Kuroda Harden	56,000	5	10-13 at WAS	W	4-3	Urias	Rzepczynski	43,936		
2017	1	10-6 vs. ARI	W	9-5	Kershaw	Walker	54,707	2	10-7 vs. ARI	W	8-5	Maeda	Ray	54,726	
	2	10-7 vs. ARI	W	8-5	Maeda	Ray	54,726	3	10-9 at ARI	W	3-1	Darvish	Greinke	48,641	

CHAMPIONSHIP SERIES RESULTS

YEAR	GAME	DATE	W/L	SCORE	WINNER	LOSER	ATT.	YEAR	GAME	DATE	W/L	SCORE	WINNER	LOSER	ATT.
1974	1	10-5 at Pit	W	3-0	Sutton Reuss	40,638	1988	1	10-4 at L.A.	L	2-3	Myers	J. Howell	55,582	
	2	10-6 at Pit	W	5-2	Messersmith Giusti	49,247		2	10-5 at L.A.	W	6-3	Belcher	Cone	55,780	
	3	10-8 at L.A.	L	0-7	Kison Rau	55,953		3	10-8 at N.Y.	L	4-8	Myers	Peña	44,672	
	4	10-9 at L.A.	W	12-1	Sutton Reuss	54,424		4	10-9 at N.Y.	W	5-4 (12)	Peña	McDowell	54,014	
1977	1	10-4 at L.A.	L	5-7	Garber Sosa	55,968	5	10-10 at N.Y.	W	7-4	Belcher	Fernandez	52,069		
	2	10-5 at L.A.	W	7-1	Sutton Lonborg	55,973	6	10-11 at L.A.	L	1-5	Cone	Leary	55,885		
	3	10-7 at Phi	W	6-5	Rautzhan Garber	63,719	7	10-12 at L.A.	W	6-0	Hershiser	Darling	55,693		
	4	10-8 at Phi	W	4-1	John Carlton	64,924	2008	1	10-9 at PHI	L	2-3	Hamels	Lowe	45,839	
1978	1	10-4 at Phi	W	9-5	Welch Christenson	63,460		2	10-10 at PHI	L	5-8	Myers	Billingsley	45,883	
	2	10-5 at Phi	W	4-0	John Ruthven	60,642		3	10-12 at L.A.	W	7-2	Kuroda	Moyer	56,800	
	3	10-6 at L.A.	L	4-9	Carlton Sutton	55,043		4	10-13 at L.A.	L	5-7	Madson	Wade	56,800	
	4	10-7 at L.A.	W	4-3 (10)	Forster McGraw	55,124		5	10-15 at L.A.	L	1-5	Hamels	Billingsley	56,800	
1981	1	10-13 at L.A.	W	5-1	Hooton Gullicksen	51,273	2009	1	10-15 at L.A.	L	6-8	Hamels	Kershaw	56,000	
	2	10-14 at L.A.	L	0-3	Burris Valenzuela	53,463		2	10-16 at L.A.	W	3-2	Kuo	Park	56,000	
	3	10-16 at Mon	L	1-4	Rogers Reuss	54,372		3	10-18 at PHI	L	0-11	Lee	Kuroda	45,721	
	4	10-17 at Mon	W	7-1	Hooton Gullicksen	54,999		4	10-19 at PHI	L	4-5	Lidge	Broxton	46,157	
	5	10-19 at Mon	W	2-1	Valenzuela Rogers	36,491		5	10-21 at PHI	L	4-10	Durbin	Padilla	46,621	
1983	1	10-4 at L.A.	L	0-1	Carlton Reuss	55,254	2013	1	10-11 at STL	L	2-3	Lynn	Withrow	46,694	
	2	10-5 at L.A.	W	4-1	Valenzuela Denny	55,967		2	10-12 at STL	L	0-1	Wacha	Kershaw	46,872	
	3	10-7 at Phi	L	2-7	Hudson Welch	53,490		3	10-14 at L.A.	W	3-0	Ryu	Wainwright	53,940	
	4	10-8 at Phi	L	2-7	Carlton Reuss	64,494		4	10-15 at L.A.	L	2-4	Lynn	Nolasco	53,992	
1985	1	10-9 at L.A.	W	4-1	Valenzuela Tudor	55,270	5	10-16 at L.A.	W	6-4	Greinke	Kelly	53,183		
	2	10-10 at L.A.	W	8-2	Hershiser Andujar	55,222	6	10-18 at STL	L	0-9	Wacha	Kershaw	46,899		
	3	10-12 at STL	L	2-4	Cox Welch	53,708	2016	1	10-15 at CHC	L	4-8	Chapman	Blanton	42,376	
	4	10-13 at STL	L	2-12	Tudor Reuss	53,708		2	10-16 at CHC	W	1-0	Kershaw	Hendricks	42,384	
	5	10-14 at STL	L	2-3	Lahti Niedenfuer	53,708		3	10-18 at L.A.	W	6-0	Hill	Arrieta	54,269	
	6	10-16 at L.A.	L	5-7	Worrell Niedenfuer	55,208		4	10-19 at L.A.	L	2-10	Montgomery	Urias	54,449	
1988	1	10-4 at L.A.	L	2-3	Myers J. Howell	55,582	5	10-20 at L.A.	L	4-8	Lester	Blanton	54,449		
	2	10-5 at L.A.	W	6-3	Belcher Cone	55,780	6	10-22 at CHC	L	0-5	Hendricks	Kershaw	42,386		
	3	10-8 at N.Y.	L	4-8	Myers Peña	44,672	2017	1	10-14 vs. CHC	W	5-2	Maeda	Rondon	54,289	
	4	10-9 at N.Y.	W	5-4 (12)	Peña McDowell	54,014		2	10-15 vs. CHC	W	4-1	Jansen	Duensing	54,479	
	5	10-10 at N.Y.	W	7-4	Belcher Fernandez	52,069		3	10-17 at CHC	W	6-1	Darvish	Hendricks	41,871	
	6	10-11 at L.A.	L	1-5	Cone Leary	55,885		4	10-18 at CHC	L	2-3	Arrieta	Wood	42,195	
	7	10-12 at L.A.	W	6-0	Hershiser Darling	55,693	5	10-19 at CHC	W	11-1	Kershaw	Quintana	42,735		

WORLD SERIES RESULTS

YEAR	GAME	DATE	W/L	SCORE	WINNER	LOSER	ATT.	YEAR	GAME	DATE	W/L	SCORE	WINNER	LOSER	ATT.
1916	1	10-7 at Bos	L	5-6	Shore	Marquard	36,117	1959	1	10-1 at Chi	L	0-11	Wynn	Craig	48,013
	2	10-9 at Bos	L	1-2 (14)	Ruth	Smith	41,373		2	10-2 at Chi	W	4-3	Podres	Shaw	47,368
	3	10-10 at Brk	W	4-3	Coombs	Mays	21,087		3	10-4 at L.A.	W	3-1	Drysdale	Donovan	92,394
	4	10-11 at Brk	L	2-6	Leonard	Marquard	21,662		4	10-5 at L.A.	W	5-4	Sherry	Staley	92,650
	5	10-12 at Bos	L	1-4	Shore	Pfeffer	42,620		5	10-6 at L.A.	L	0-1	Shaw	Koufax	92,706
1920	1	10-5 at Brk	L	1-3	Coveleski	Marquard	23,573		6	10-8 at Chi	W	9-3	Sherry	Wynn	47,653
	2	10-6 at Brk	W	3-0	Grimes	Bagby	22,559	1963	1	10-2 at N.Y.	W	5-2	Koufax	Ford	69,000
	3	10-7 at Brk	W	2-1	S. Smith	Caldwell	25,088		2	10-3 at N.Y.	W	4-1	Podres	Downing	66,455
	4	10-9 at Cle	L	1-5	Coveleski	Cadore	25,734		3	10-5 at L.A.	W	1-0	Drysdale	Bouton	55,912
	5	10-10 at Cle	L	1-8	Bagby	Grimes	26,884		4	10-6 at L.A.	W	2-1	Koufax	Ford	55,912
	6	10-11 at Cle	L	0-1	Mails	S. Smith	27,194	1965	1	10-6 at Min	L	2-8	Grant	Drysdale	47,797
	7	10-12 at Cle	L	0-3	Coveleski	Grimes	27,525		2	10-7 at Min	L	1-5	Kaet	Koufax	48,700
1941	1	10-1 at N.Y.	L	2-3	Ruffing	Davis	68,540		3	10-9 at L.A.	W	4-0	Osteen	Pascual	55,934
	2	10-2 at N.Y.	W	3-2	Wyatt	Chandler	66,248		4	10-10 at L.A.	W	7-2	Drysdale	Grant	55,920
	3	10-4 at Brk	L	1-2	Russo	Casey	33,100		5	10-11 at L.A.	W	7-0	Koufax	Kaet	55,801
	4	10-5 at Brk	L	4-7	Murphy	Casey	33,813		6	10-13 at Min	L	1-5	Grant	Osteen	49,578
	5	10-6 at Brk	L	1-3	Banham	Wyatt	34,072		7	10-14 at Min	W	2-0	Koufax	Kaet	50,596
1947	1	9-30 at N.Y.	L	3-5	Shea	Branca	73,365	1966	1	10-5 at L.A.	L	2-5	Drabowsky	Drysdale	55,941
	2	10-1 at N.Y.	L	3-10	Reynolds	Lombardi	69,865		2	10-6 at L.A.	L	0-6	Palmer	Koufax	55,947
	3	10-2 at Brk	W	9-8	Casey	Newsum	33,098		3	10-8 at Bal	L	0-1	Bunker	Osteen	54,445
	4	10-3 at Brk	W	3-2	Casey	Bevens	33,443		4	10-9 at Bal	L	0-1	McNally	Drysdale	54,458
	5	10-4 at Brk	L	1-2	Shea	Barney	34,379	1974	1	10-12 at L.A.	L	2-3	Fingers	Messersmith	55,974
	6	10-5 at N.Y.	W	8-6	Branca	Page	74,065		2	10-13 at L.A.	W	3-2	Sutton	Blue	55,989
	7	10-6 at N.Y.	L	2-5	Page	Gregg	71,548		3	10-15 at Oak	L	2-3	Hunter	Downing	49,347
1949	1	10-5 at N.Y.	L	0-1	Reynolds	Newcombe	66,230		4	10-16 at Oak	L	2-5	Holtzman	Messersmith	49,347
	2	10-6 at N.Y.	W	1-0	Roe	Raschi	70,053		5	10-17 at Oak	L	2-3	Odom	Marshall	49,347
	3	10-7 at Brk	L	3-4	Page	Branca	32,788	1977	1	10-11 at N.Y.	L	3-4 (12)	Lyle	Rhoden	56,668
	4	10-8 at Brk	L	4-6	Lopat	Newcombe	33,934		2	10-12 at N.Y.	W	6-1	Hooton	Hunter	56,691
	5	10-9 at Brk	L	6-10	Raschi	Barney	33,711		3	10-14 at L.A.	L	3-5	Torrez	John	55,992
1952	1	10-1 at Brk	W	4-2	Black	Reynolds	34,861		4	10-15 at L.A.	L	2-4	Guidry	Rau	55,995
	2	10-2 at Brk	L	1-7	Raschi	Erskine	33,792		5	10-16 at L.A.	W	10-4	Sutton	Gullett	55,955
	3	10-3 at Brk	W	5-3	Roe	Lopat	66,698		6	10-18 at N.Y.	L	4-8	Torrez	Hooton	56,407
	4	10-4 at N.Y.	L	0-2	Reynolds	Black	71,787	1978	1	10-10 at L.A.	W	11-5	John	Higuera	55,997
	5	10-5 at N.Y.	W	6-5 (11)	Erskine	Sain	70,536		2	10-11 at L.A.	W	4-3	Hooton	Hunter	55,982
	6	10-6 at Brk	L	2-3	Raschi	Loes	33,195		3	10-13 at N.Y.	L	1-5	Guidry	Sutton	56,447
	7	10-7 at Brk	L	2-4	Reynolds	Black	33,195		4	10-14 at N.Y.	L	3-4 (10)	Cossage	Welch	56,445
1953	1	9-30 at N.Y.	L	5-9	Sain	Labine	69,374		5	10-15 at N.Y.	L	2-12	Beattie	Hooton	56,448
	2	10-1 at N.Y.	L	2-4	Lopat	Roe	66,786		6	10-17 at L.A.	L	2-7	Hunter	Sutton	55,985
	3	10-2 at Brk	W	3-2	Erskine	Raschi	35,270	1981	1	10-20 at N.Y.	L	3-5	Guidry	Reuss	56,470
	4	10-3 at Brk	W	7-3	Loes	Ford	36,775		2	10-21 at N.Y.	L	0-3	John	Hooton	56,505
	5	10-4 at Brk	L	7-11	McDonald	Podres	36,775		3	10-23 at L.A.	W	5-4	Valenzuela	Frazier	56,236
	6	10-5 at N.Y.	L	3-4	Reynolds	Labine	62,370		4	10-24 at L.A.	W	8-7	Howe	Frazier	56,242
1955	1	9-28 at N.Y.	L	5-6	Ford	Newcombe	63,869		5	10-25 at L.A.	W	2-1	Reuss	Guidry	56,115
	2	9-29 at N.Y.	L	2-4	Byrne	Loes	64,707		6	10-28 at N.Y.	W	9-2	Hooton	Frazier	56,513
	3	9-30 at Brk	W	8-3	Podres	Turley	34,209	1988	1	10-15 at L.A.	W	5-4	Peña	Eckersley	55,983
	4	10-1 at Brk	W	8-5	Labine	Larsen	36,242		2	10-16 at L.A.	W	6-0	Hershiser	Davis	56,051
	5	10-2 at Brk	W	5-3	Craig	Grim	36,796		3	10-18 at Oak	L	1-2	Honeycutt	Howell	49,316
	6	10-3 at N.Y.	L	1-5	Ford	Spooner	64,022		4	10-19 at Oak	W	4-3	Belcher	Stewart	49,317
	7	10-4 at N.Y.	W	2-0	Podres	Byrne	62,465		5	10-20 at Oak	W	5-2	Hershiser	Davis	49,317
1956	1	10-3 at Brk	W	6-3	Maglie	Ford	34,479	2017	1	10-24 vs. Hou	W	3-1	Kershaw	Keuchel	54,253
	2	10-5 at Brk	W	13-8	Bessent	Morgan	36,217		2	10-25 vs. Hou	L	6-7 (11)	Devenski	McCarthy	54,293
	3	10-6 at N.Y.	L	3-5	Ford	Craig	73,977		3	10-27 at Hou	L	3-5	McCullers Jr.	Darvish	43,282
	4	10-7 at N.Y.	L	2-6	Sturdivant	Erskine	69,705		4	10-28 at Hou	W	6-2	Watson	Giles	43,322
	5	10-8 at N.Y.	L	0-2	Larsen	Maglie	64,519		5	10-29 at Hou	L	12-13 (10)	Motgrove	Jansen	43,300
	6	10-9 at Brk	W	1-0 (10)	Labine	Turley	33,224		6	10-31 vs. Hou	W	3-1	Watson	Verlander	54,128
	7	10-10 at Brk	L	0-9	Kucks	Newcombe	33,782		7	11-1 vs. Hou	L	1-5	Morton	Darvish	54,124



Dodger shortstop Corey Seager strokes a two-run home run off of Houston's Justin Verlander in Game 2 of the 2017 World Series.

AWARD-WINNING DODGERS

MOST VALUABLE PLAYER: (13)

Jake Daubert	1913
Dazzy Vance	1924
Dolph Camilli	1941
Jackie Robinson	1949
Roy Campanella	1951
Roy Campanella	1953
Roy Campanella	1955
Don Newcombe	1956
Maury Wills	1962
Sandy Koufax	1963
Steve Garvey	1974
Kirk Gibson	1988
Clayton Kershaw	2014

WORLD SERIES MVP: (6)

Johnny Podres	1955
Larry Sherry	1959
Sandy Koufax	1963
Sandy Koufax	1965
Ron Cey, Pedro Guerrero, Steve Yeager	1981
Orel Hershiser	1988

CY YOUNG AWARD: (12)

Don Newcombe	1956
Don Drysdale	1962
Sandy Koufax	1963
Sandy Koufax	1965
Sandy Koufax	1966
Mike Marshall	1974
Fernando Valenzuela	1981
Orel Hershiser	1988
Eric Gagné	2003
Clayton Kershaw	2011
Clayton Kershaw	2013
Clayton Kershaw	2014

LCS MVP: (6)

Dusty Baker	1977
Steve Garvey	1978
Burt Hooton	1981
Orel Hershiser	1988
Chris Taylor, Justin Turner	2017

ROOKIE OF THE YEAR: (18)

Jackie Robinson	1947
Don Newcombe	1949
Joe Black	1952
Jim Gilliam	1953
Frank Howard	1960
Jim Lefebvre	1965
Ted Sizemore	1969
Rick Sutcliffe	1979
Steve Howe	1980
Fernando Valenzuela	1981
Steve Sax	1982
Eric Karros	1992
Mike Piazza	1993
Raul Mondesi	1994
Hideo Nomo	1995
Todd Hollandsworth	1996
Corey Seager	2016
Cody Bellinger	2017

ALL-STAR GAME MVP: (5)

Maury Wills (Game 1)	1962
Steve Garvey	1974
Don Sutton	1977
Steve Garvey	1978
Mike Piazza	1996

COMEBACK PLAYER: (9)

Phil Regan	1966
Al Downing	1971
Jimmy Wynn	1974
Tommy John	1976
Jerry Reuss	1980
Pedro Guerrero	1987
Tim Leary	1988
Orel Hershiser	1991
Tim Wallach	1994
Nomar Garciaparra	2006

ROBERTO CLEMENTE AWARD

Steve Garvey	1981
Clayton Kershaw	2012

DODGER RAWLINGS GOLD GLOVE AWARD WINNERS

1957 Gil Hodges, 1B	1969 Wes Parker, 1B	1976 Steve Garvey, 1B	2006 Greg Maddux, P
1958 Gil Hodges, 1B	1970 Wes Parker, 1B	1977 Steve Garvey, 1B	2007 Russell Martin, C
1959 Gil Hodges, 1B	1971 Wes Parker, 1B	1978 Davey Lopes, 2B	2008 Greg Maddux, P
Charlie Neal, 2B	Willie Davis, OF	1981 Dusty Baker, OF	2009 Orlando Hudson, 2B
1960 Wally Moon, OF	1972 Willie Davis, OF	1986 Fernando Valenzuela, P	Matt Kemp, OF
1961 John Roseboro, C	Wes Parker, 1B	1988 Orel Hershiser, P	2011 Andre Ethier, OF
Maury Wills, SS	1973 Willie Davis, OF	1995 Raul Mondesi, OF	Matt Kemp, OF
1962 Maury Wills, SS	1974 Steve Garvey, 1B	1997 Raul Mondesi, OF	Clayton Kershaw, P
1966 John Roseboro, C	Andy Messersmith, P	1998 Charles Johnson, C	2014 Adrián González, 1B
1967 Wes Parker, 1B	1975 Steve Garvey, 1B	2004 Cesar Izturis, SS	Zack Greinke, P
1968 Wes Parker, 1B	Andy Messersmith, P	Steve Finley, OF	2015 Zack Greinke, P

DODGER SILVER SLUGGER AWARD WINNERS

Dusty Baker, Outfield	1980 Orel Hershiser, Pitcher	1993 Matt Kemp, Outfield	2009
Dusty Baker, Outfield	1981 Mike Piazza, Catcher	1994 Matt Kemp, Outfield	2011
Fernando Valenzuela, Pitcher	1981 Mike Piazza, Catcher	Zack Greinke, Pitcher	2013
Pedro Guerrero, Outfield	1982 Eric Karros, First Base	Adrián González, First Base	2014
Fernando Valenzuela, Pitcher	1983 Mike Piazza, Catcher	Corey Seager, Shortstop	2016
Steve Sax, Second Base	1986 Mike Piazza, Catcher	Corey Seager, Shortstop	2017
Kirk Gibson, Outfield	1988 Adrian Beltre, Third Base		
Tim Leary, Pitcher	1988 Jeff Kent, Second Base		
Eddie Murray, First Base	1990 Russell Martin, Catcher		
Mike Piazza, Catcher	1993 Andre Ethier, Outfield		

DODGERS WITH LONGEST SERVICE TO THE CLUB

PLAYER	YEARS OF SERVICE	PLAYER	YEARS OF SERVICE
Zack Wheat	1909-1926 (18)	Carl Furillo	1946-1960 (15)
Bill Russell	1969-1986 (18)	Steve Yeager	1972-1985 (14)
Don Sutton	1966-1980, 1988 (16)	Jim Gilliam	1953-1966 (14)
Duke Snider	1947-1962 (16)	Steve Garvey	1969-1982 (14)
Pee Wee Reese	1940-1942, 1946-1958 (16)	Don Drysdale	1956-1969 (14)
Gil Hodges	1943, 1947-1961 (16)	Willie Davis	1960-1973 (14)

HITTING FOR THE CYCLE

Babe Herman holds the Dodger record and is tied for the Major League record after hitting for the cycle three times during his career, accomplishing the feat twice in 1931 for the Dodgers and in 1933 for the Chicago Cubs. He shares the big league record with Bob Meusel (1921, 22, 28) and John Reilly (1883 (2), 90). Following are Dodgers who have hit for the cycle, including 2017 Rookie of the Year Cody Bellinger last year:

PLAYER	DATE	PLAYER	DATE	PLAYER	DATE
Tom P. Burns	Aug. 1, 1890 (G2)	Dixie Walker	Sept. 2, 1944	Wes Parker	May 7, 1970
James Johnston	May 25, 1922 (G1)	Jackie Robinson	Aug. 29, 1948 (G1)	Orlando Hudson	April 13, 2009
Babe Herman	May 18, 1931	Gil Hodges	June 25, 1949	Cody Bellinger	July 15, 2017
Babe Herman	July 24, 1931				

DODGER SINGLE-SEASON NATIONAL LEAGUE BATTING LEADERS

BATTING: (10)

Jake Daubert	1913	.350
Jake Daubert	1914	.329
Zack Wheat	1918	.335
Lefty O'Doul	1932	.368
Pete Reiser	1941	.343
Dixie Walker	1944	.357
Jackie Robinson	1949	.342
Carl Furillo	1953	.344
Tommy Davis	1962	.346
Tommy Davis	1963	.326

RUNS: (9)

Pete Reiser	1941	117
Arky Vaughan	1943	112
Eddie Stanky	1945	128
Pee Wee Reese	1949	132
Duke Snider	1953	132
Duke Snider	1954	120**
Duke Snider	1955	126
Brett Butler	1991	112
Matt Kemp	2011	115

HITS: (6)

Wee Willie Keeler	1900	208
Ivy Olson	1919	164
Duke Snider	1950	199
Tommy Davis	1962	230
Steve Garvey	1978	202
Steve Garvey	1980	200

SINGLES: (16)

Wee Willie Keeler	1900	179
Jake Daubert	1911	146**
Jake Daubert	1913	152
Ivy Olson	1919	140
Zack Wheat	1924	149
Milt Stock	1925	164
Lefty O'Doul	1932	158**
Maury Wills	1961	150**
Maury Wills	1962	179
Maury Wills	1965	165
Steve Sax	1986	157**
Steve Sax	1988	147
Brett Butler	1991	162
Brett Butler	1992	143
Brett Butler	1993	149
Juan Pierre	2007	164

DOUBLES: (4)

Red Smith	1913	40
John Frederick	1929	52
Pete Reiser	1941	39**
Wes Parker	1970	47

TRIPLES: (16)

Jimmy Sheppard	1901	21
Harry Lumley	1904	18
Whitey Alperman	1907	16**
Jake Daubert	1918	15
Hy Myers	1919	14**
Hy Myers	1920	22
Pete Reiser	1941	17
Luis Olmo	1945	13
Jim Gilliam	1953	17
Wally Moon	1959	11**
Charlie Neal	1959	11**
Willie Davis	1962	10**
Maury Wills	1962	10**
Willie Davis	1970	16
Brett Butler	1994	9**
Dee Gordon	2014	12

HOME RUNS: (9)

Jimmy Sheppard	1903	9
Harry Lumley	1904	9
Tim Jordan	1906	12
Tim Jordan	1908	12
Jack Fournier	1924	27
Dolph Camilli	1941	34
Duke Snider	1956	43
Adrian Beltre	2004	48
Matt Kemp	2011	39

RBI: (8)

Hy Myers	1919	73
Dolph Camilli	1941	120
Dixie Walker	1945	124
Roy Campanella	1953	142
Duke Snider	1955	136
Tommy Davis	1962	153
Matt Kemp	2011	126
Adrián González	2014	116

TOTAL BASES: (7)

Zack Wheat	1916	262
Hy Myers	1919	223
Pete Reiser	1941	299
Duke Snider	1949	343
Duke Snider	1953	370
Duke Snider	1954	378
Matt Kemp	2011	353

STOLEN BASES: (16)

Jimmy Sheppard	1903	67**
Pete Reiser	1942	20
Arky Vaughan	1943	20
Pete Reiser	1946	34
Jackie Robinson	1947	29
Jackie Robinson	1949	37
Pee Wee Reese	1952	30
Maury Wills	1960	50
Maury Wills	1961	35
Maury Wills	1962	104
Maury Wills	1963	40
Maury Wills	1964	53
Maury Wills	1965	94
Davey Lopes	1975	77
Davey Lopes	1976	63
Dee Gordon	2014	64

WALKS: (11)

Jack Fournier	1925	86
Dolph Camilli	1938	119
Dolph Camilli	1939	110
Augie Galan	1943	103
Augie Galan	1944	101
Eddie Stanky	1945	148
Eddie Stanky	1946	137
Pee Wee Reese	1947	104**
Duke Snider	1956	99
Jim Gilliam	1959	96
Brett Butler	1991	108

SLUGGING PERCENTAGE: (8)

Jimmy Sheppard	1901	.536
Harry Lumley	1906	.477
Zack Wheat	1916	.461
Hy Myers	1919	.436
Pete Reiser	1941	.558
Duke Snider	1953	.627
Duke Snider	1956	.598
Pedro Guerrero	1985	.577

TOP DODGER BATTING DUOS AND TRIOS

HOME RUNS:

Duos:

- 2001 (85) - Shawn Green (49), Gary Sheffield (36)
- 2004 (76) - Adrian Beltre (48), Shawn Green (28)
- 2000 (74) - Gary Sheffield (43), Eric Karros (31)
- 1997 (71) - Mike Piazza (40), Todd Zeile/Eric Karros (31)

Trios:

- 2001 (110) - Shawn Green(49), Gary Sheffield (36), Paul Lo Duca (25)
- 1997 (102) - Mike Piazza (40), Todd Zeile (31), Eric Karros (31)
- 1999 (101) - Gary Sheffield (34), Eric Karros (34), Raul Mondesi (33)

RUNS BATTED IN

Duos:

- 1962 (272) - Tommy Davis (153), Frank Howard (119)
- 1997 (228) - Mike Piazza (124), Eric Karros (104)
- 2001 (225) - Shawn Green (125), Gary Sheffield (100)
- 1977 (225) - Steve Garvey (115), Ron Cey (110)

Trios:

- 1962 (357) - Tommy Davis (153), Frank Howard (119), Willie Davis (85)
- 1997 (318) - Mike Piazza (124), Eric Karros (104), Todd Zeile (90)
- 1974 (316) - Steve Garvey (111), Jimmy Wynn (108), Ron Cey (97)

DODGER SINGLE-SEASON NATIONAL LEAGUE PITCHING LEADERS

WINS: (18)

Burleigh Grimes	1921	22
Dazzy Vance	1924	28
Dazzy Vance	1925	22
Kirby Higbe	1941	22**
Whit Wyatt	1941	22**
Don Newcombe	1956	27
Don Drysdale	1962	25
Sandy Koufax	1963	25
Sandy Koufax	1965	26
Sandy Koufax	1966	27
Andy Messersmith	1974	20
Fernando Valenzuela	1986	21**
Orel Hershiser	1988	23
Brad Penny	2006	16**
Derek Lowe	2006	16**
Clayton Kershaw	2011	21**
Clayton Kershaw	2014	21
Clayton Kershaw	2017	18

WINNING PERCENTAGE: (22)*

Joe McGinnity	1900	.763	29-9
Burleigh Grimes	1920	.676	23-11
Freddie Fitzsimmons	1940	.889	16-2
Larry French	1942	.789	15-4
Preacher Roe	1949	.714	15-6
Preacher Roe	1951	.880	22-3
Carl Erskine	1953	.769	20-6
Don Newcombe	1955	.800	20-5
Don Newcombe	1956	.794	27-7
Johnny Podres	1961	.783	18-5
Ron Perranoski	1963	.842	16-3
Sandy Koufax	1964	.792	19-5
Sandy Koufax	1965	.765	26-8
Phil Regan	1966	.933	14-1
Tommy John	1973	.696	16-7
Tommy John	1974	.813	13-3
Rick Rhoden	1976	.800	12-3
Orel Hershiser	1985	.864	19-3
Brad Penny	2007	.800	16-4
Zack Greinke	2013	.789	15-4
Clayton Kershaw	2014	.875	21-3
Zack Greinke	2015	.864	19-3
Alex Wood	2017	.842	16-3

SAVES: (14)

Johnny Morrison	1929	8**
Jack Quinn	1931	15
Jack Quinn	1932	8
Dutch Leonard	1935	8
Hugh Casey	1942	13
Les Webber	1943	10
Hugh Casey	1947	18
Jim Hughes	1954	24
Clem Labine	1956	19
Clem Labine	1957	17
Phil Regan	1966	21
Mike Marshall	1974	21
Todd Worrell	1996	44**
Eric Gagné	2003	55
Kenley Jansen	2017	41**

SHUTOUTS: (32)

Nap Rucker	1912	6
Clarence Mitchell	1921	3**
Dazzy Vance	1922	5**
Dazzy Vance	1925	4
Dazzy Vance	1928	4**
Douglas McWeeny	1928	4**
Dazzy Vance	1930	4**
Van Lingle Mungo	1935	4**
Whit Wyatt	1940	5**
Whit Wyatt	1941	7
Don Newcombe	1949	5**
Johnny Podres	1957	6**
Roger Craig	1959	4**
Don Drysdale	1959	4**
Sandy Koufax	1963	11
Sandy Koufax	1964	7
Sandy Koufax	1966	5**
Al Downing	1971	5**
Don Sutton	1972	9
Andy Messersmith	1975	7
Jerry Reuss	1980	6
Fernando Valenzuela	1981	8
Orel Hershiser	1984	4**
Alejandro Peña	1984	4**
Bob Welch	1987	4**
Orel Hershiser	1988	8
Tim Lincecum	1989	8
Mike Morgan	1990	4**
Ramon Martinez	1994	3**
Hideo Nomo	1995	3**
Clayton Kershaw	2013	2**
Clayton Kershaw	2015	3**
Clayton Kershaw	2016	3

EARNED RUN AVERAGE: (17)

Dazzy Vance	1924	2.16
Dazzy Vance	1928	2.09
Dazzy Vance	1930	2.61
Johnny Podres	1957	2.66
Sandy Koufax	1962	2.54
Sandy Koufax	1963	1.88
Sandy Koufax	1964	1.74
Sandy Koufax	1965	2.04
Sandy Koufax	1966	1.73
Don Sutton	1980	2.21
Alejandro Peña	1984	2.48
Kevin Brown	2000	2.58
Clayton Kershaw	2011	2.28
Clayton Kershaw	2012	2.53
Clayton Kershaw	2013	1.83
Clayton Kershaw	2014	1.77
Zack Greinke	2015	1.66
Clayton Kershaw	2017	2.31

STRIKEOUTS: (22)

Burleigh Grimes	1921	136
Dazzy Vance	1922	134
Dazzy Vance	1923	197
Dazzy Vance	1924	262
Dazzy Vance	1925	221
Dazzy Vance	1926	140
Dazzy Vance	1927	184
Dazzy Vance	1928	200
Van Lingle Mungo	1936	238
Don Newcombe	1951	164**
Don Drysdale	1959	242
Don Drysdale	1960	246
Sandy Koufax	1961	269
Don Drysdale	1962	232
Sandy Koufax	1963	306
Sandy Koufax	1965	382
Sandy Koufax	1966	317
Fernando Valenzuela	1981	180
Hideo Nomo	1995	236
Clayton Kershaw	2011	248
Clayton Kershaw	2013	232
Clayton Kershaw	2015	301

*Among pitchers with 15-plus decisions

**Tied for league lead
All NL champions since 1900

TOP DODGER PITCHING DUOS AND TRIOS

STRIKEOUTS

Duos:

- 1965 (592) - Sandy Koufax (382), Don Drysdale (210)
- 1963 (557) - Sandy Koufax (306), Don Drysdale (251)
- 1966 (526) - Sandy Koufax (317), Don Sutton (209)

TRIOS:

- 1965 (754) - Sandy Koufax (382), Don Drysdale (210), Claude Osteen (162)
- 1966 (703) - Sandy Koufax (317), Don Sutton (209), Don Drysdale (177)
- 1963 (691) - Sandy Koufax (306), Don Drysdale (251), Johnny Podres (134)

BROOKLYN/LOS ANGELES ALL-STARS

1933: Max Carey, Cch; Tony Cuccinello, 2B
1934: Casey Stengel, Cch; Al Lopez, C; Van Lingle Mungo, P
1936: Van Lingle Mungo, P
1937: Van Lingle Mungo, P
1938: Leo Durocher, SS; Cookie Lavagetto, 3B; Babe Phelps, C (Phelps was selected but was replaced by Harry Danning of New York)
1939: Dolph Camilli, 1B; Cookie Lavagetto, 3B; Babe Phelps, C; Whit Wyatt, P
1940: Pete Coscarart, 2B; Leo Durocher, SS; Cookie Lavagetto, 3B; Joe Medwick, OF; Babe Phelps, C; Whit Wyatt, P
1941: Dolph Camilli, 1B (Camilli was selected but was replaced by Frank McCormick of Cincinnati); Billy Herman, 2B; Cookie Lavagetto, 3B; Joe Medwick, OF (Medwick replaced Hank Leiber of Chicago); Mickey Owen, C; Pete Reiser, OF; Whit Wyatt, P
1942: Leo Durocher, Mgr; Billy Herman, 2B; Joe Medwick, OF; Mickey Owen, C; Pee Wee Reese, SS; Pete Reiser, OF; Arky Vaughan, 3B; Whit Wyatt, P
1943: Augie Galan, OF; Billy Herman, 2B; Mickey Owen, C; Dixie Walker, OF
1944: Augie Galan, OF; Mickey Owen, C; Dixie Walker, OF
1945: Goody Rosen OF
1946: Kirby Higbe, P; Pee Wee Reese, SS (Reese was selected but was replaced by Frank McCormick of Philadelphia); Pete Reiser, OF; Dixie Walker, OF
1947: Ralph Branca, P; Bruce Edwards, C; Pee Wee Reese, SS (Reese replaced Eddie Miller of Cincinnati); Eddie Stanky, 2B; Dixie Walker, OF
1948: Leo Durocher, Mgr.; Ralph Branca, P; Pee Wee Reese, SS
1949: Burt Shotton, Cch; Ralph Branca, P; Roy Campanella, C; Gil Hodges, 1B; Don Newcombe, P; Pee Wee Reese, SS; Jackie Robinson, 2B; Preacher Roe, P
1950: Burt Shotton, Mgr.; Roy Campanella, C; Gil Hodges, 1B; Don Newcombe, P; Pee Wee Reese, SS; Jackie Robinson, 2B; Preacher Roe, P; Duke Snider, OF
1951: Roy Campanella, C; Gil Hodges, 1B; Don Newcombe, P; Pee Wee Reese, SS; Jackie Robinson, 2B; Preacher Roe, P; Duke Snider, OF
1952: Roy Campanella, C; Carl Furillo, OF; Gil Hodges, 1B; Pee Wee Reese, SS; Jackie Robinson, 2B; Preacher Roe, P (Roe was selected but was replaced by Jim Hearn of New York); Duke Snider, OF
1953: Charles Dressen, Mgr.; Roy Campanella, C; Carl Furillo, OF; Gil Hodges, 1B; Pee Wee Reese, SS; Jackie Robinson, 3B; Duke Snider, OF
1954: Walter Alston, Mgr.; Roy Campanella, C; Carl Erskine, P; Gil Hodges, 1B; Pee Wee Reese, SS; Jackie Robinson, OF; Duke Snider, OF
1955: Roy Campanella, C (Campanella was selected but was replaced by Stan Lopata of Philadelphia); Gil Hodges, 1B; Don Newcombe, P; Duke Snider, OF
1956: Walter Alston, Mgr.; Roy Campanella, C; Jim Gilliam, 2B; Clem Labine, P; Duke Snider, OF
1957: Walter Alston, Mgr.; Gino Cimoli, OF; Gil Hodges, 1B; Clem Labine, P
1958: Johnny Podres, P; John Roseboro, C

1959: (Game 1) Don Drysdale, P; Wally Moon, OF (Game 2) Don Drysdale, P; Jim Gilliam, 3B; Wally Moon, OF; Charlie Neal, 2B
1960: (Game 1 and 2) Walter Alston, Mgr.; Norm Larker, 1B; Charlie Neal, 2B; Johnny Podres, P; Stan Williams, P
1961: (Game 1) Sandy Koufax, P; John Roseboro, C; Maury Wills, SS (Game 2) Don Drysdale, P; Sandy Koufax, P; John Roseboro, C; Maury Wills, SS
1962: (Game 1) Tommy Davis, OF; Don Drysdale, P; Sandy Koufax, P; John Roseboro, C; Maury Wills, SS (Game 2) Tommy Davis, OF; Johnny Podres, P; John Roseboro, C; Maury Wills, SS
1963: Tommy Davis, OF; Don Drysdale, P; Sandy Koufax, P; Maury Wills, SS
1964: Walter Alston, Mgr.; Don Drysdale, P; Sandy Koufax, P
1965: Don Drysdale, P; Sandy Koufax, P; Maury Wills, SS
1966: Walter Alston, Mgr.; Sandy Koufax, P; Jim Lefebvre, 2B; Phil Regan, P; **Maury Wills, SS**
1967: Walter Alston, Mgr.; Don Drysdale, P; Claude Osteen, P
1968: Don Drysdale, P; Tom Haller, C
1969: Bill Singer, P
1970: Bill Grabarkewitz, SS; Claude Osteen, P
1971: Walter Alston, Cch; Willie Davis, OF
1972: Don Sutton, P
1973: Jim Brewer, P; Willie Davis, OF; Manny Mota, OF; Claude Osteen, P; Bill Russell, SS (Russell replaced Dave Concepcion of Cincinnati); **Don Sutton, P**
1974: **Ron Cey, 3B; Steve Garvey, 1B.** Mike Marshall, P; Andy Messersmith, P; **Jimmy Wynn, OF**
1975: Walter Alston, Mgr.; **Ron Cey, 3B; Steve Garvey, 1B;** Mike Marshall, P; Andy Messersmith, P; Don Sutton, P; **Jimmy Wynn, OF**
1976: Ron Cey, 3B; Steve Garvey, 1B; Rick Rhoden, P; Bill Russell, SS
1977: Tommy Lasorda, Cch.; Ron Cey, 3B; Steve Garvey, 1B; Don Sutton, P; Reggie Smith, OF
1978: Tommy Lasorda, Mgr.; Ron Cey, 3B; **Steve Garvey, 1B;** Tommy John, P; Davey Lopes, 2B; **Rick Monday, OF;** Reggie Smith, OF
1979: Tommy Lasorda, Mgr.; Ron Cey, 3B; **Steve Garvey, 1B; Davey Lopes, 2B**
1980: **Steve Garvey, 1B; Davey Lopes, 2B;** Jerry Reuss, P; **Bill Russell, SS; Reggie Smith, OF;** Bob Welch, P
1981: Dusty Baker, OF; Steve Garvey, 1B; Pedro Guerrero, OF; Burt Hooton, P; **Davey Lopes, 2B;** Fernando Valenzuela, P
1982: Tommy Lasorda, Mgr.; Dusty Baker, OF; Steve Howe, P; Steve Sax, 2B; Fernando Valenzuela, P
1983: Tommy Lasorda, Cch.; Pedro Guerrero, 3B; **Steve Sax, 2B;** Fernando Valenzuela, P
1984: Tommy Lasorda, Cch.; Mike Marshall, OF; Fernando Valenzuela, P
1985: Pedro Guerrero, OF Fernando Valenzuela, P
1986: Tommy Lasorda, Cch.; Steve Sax, 2B; Fernando Valenzuela, P
1987: Pedro Guerrero, 3B; Orel Hershiser, P
1988: Orel Hershiser, P
1989: Tommy Lasorda, Mgr.; Orel Hershiser, P; Jay Howell, P; Willie Randolph, 2B; Mike Scioscia, C

1990: Ramon Martinez, P; Mike Scioscia, C
1991: Brett Butler, OF; Ramon Martinez, P; Mike Morgan, P; Eddie Murray, 1B; Juan Samuel, 2B; **Darryl Strawberry, OF**
1992: Mike Sharperson, 3B
1993: Mike Piazza, C; Tommy Lasorda, Cch.
1994: **Mike Piazza, C**
1995: Raul Mondesi, OF; Hideo Nomo, P; Jose Offerman, SS; **Mike Piazza, C;** Todd Worrell, P
1996: **Mike Piazza, C;** Todd Worrell, P
1997: **Mike Piazza, C**
1998: Gary Sheffield, OF; Jeff Shaw, P
1999: Gary Sheffield, OF
2000: Kevin Brown, P; Gary Sheffield, OF
2001: Chan Ho Park, P; Jeff Shaw, P
2002: Eric Gagné, P; Shawn Green, OF; Odalis Perez, P; Jim Tracy, Cch.
2003: Kevin Brown, P; Eric Gagné, P; Paul Lo Duca, C
2004: Eric Gagné, P; Paul Lo Duca, C
2005: **Jeff Kent, 2B,** Cesar Izturis, SS
2006: Brad Penny, P; Nomar Garciaparra, 1B (final vote)
2007: **Russell Martin, C;** Brad Penny, P; Takashi Saito, P
2008: Russell Martin, C
2009: Chad Billingsley, P; Jonathan Broxton, P; Orlando Hudson, 2B; Joe Torre, Cch.
2010: **Andre Ethier, OF;** Jonathan Broxton, P; Rafael Furcal, SS; Hong-Chih Kuo, P
2011: **Matt Kemp, OF;** Andre Ethier, OF; Clayton Kershaw, P
2012: **Matt Kemp, OF;** Clayton Kershaw, P
2013: Clayton Kershaw, P
2014: Clayton Kershaw, P; Zack Greinke, P; Dee Gordon, 2B; **Yasiel Puig, OF**
2015: Clayton Kershaw, P; Zack Greinke, P; Adrian Gonzalez, 1B; Yasmani Grandal, C; Joc Pederson, OF
2017: Clayton Kershaw, P; Kenley Jansen, P; Corey Seager, SS;
2018: Clayton Kershaw, P; Kenley Jansen, P; Alex Wood, P; Cody Bellinger, 1B; Corey Seager, SS; Justin Turner, 3B (final vote)

Bold indicates winner of fan balloting.

ALL-STAR GAME MVP (5)

Maury Wills (Game 1)	1962
Steve Garvey	1974
Don Sutton	1977
Steve Garvey	1978
Mike Piazza	1996

DODGER ALL-STAR HOME RUNS (11)

Batter	Year	Inn.	MOB
Mickey Owen	1942	8	0
Gil Hodges	1951	6	1
Jackie Robinson	1952	1	0
Jim Gilliam	1959	7	0
John Roseboro	1962	9	0
Willie Davis	1973	6	1
Steve Garvey	1975	2	0
Jimmy Wynn	1975	2	0
Steve Garvey	1977	3	0
Mike Piazza	1995	7	0
Mike Piazza	1996	2	0

THE SPORTING NEWS AWARDS

NL MOST VALUABLE PLAYER

Dolph Camilli 1941

NL PLAYER OF THE YEAR

Roy Campanella 1953
Duke Snider 1955
Maury Wills 1962

NL PITCHER OF THE YEAR

Preacher Roe 1951
Don Newcombe 1956
Don Drysdale 1962
Sandy Koufax 1963
Sandy Koufax 1964
Sandy Koufax 1965
Sandy Koufax 1966
Mike Marshall 1974
Fernando Valenzuela 1981
Orel Hershiser 1988
Eric Gagné 2003
Clayton Kershaw 2011
Clayton Kershaw 2013
Clayton Kershaw 2014
Zack Greinke 2015

NL RELIEVER OF THE YEAR

Phil Regan 1966
Phil Regan 1968
Mike Marshall 1974
Eric Gagné 2003
Eric Gagné 2004
Kenley Jansen 2016
Kenley Jansen 2017

NL ROOKIE OF THE YEAR

Jackie Robinson 1947
Don Newcombe 1949
Joe Black 1952
Jim Gilliam 1953
Frank Howard 1960
Eric Karros 1992
Mike Piazza 1993
Raul Mondesi 1994
Corey Seager 2016
Cody Bellinger 2017

NL ROOKIE PITCHER OF THE YEAR

Don Sutton 1966
Rick Sutcliffe 1979
Fernando Valenzuela 1981
Tim Lincecum 1988
Hideo Nomo 1995

MAJOR LEAGUE PLAYER OF THE YEAR

Duke Snider 1955
Maury Wills and Don Drysdale 1962
Sandy Koufax 1963
Sandy Koufax 1965
Fernando Valenzuela 1981
Orel Hershiser 1988
Clayton Kershaw 2014

MAJOR LEAGUE MANAGER OF THE YEAR

Leo Durocher 1939
Walter Alston 1955
Walter Alston 1959
Walter Alston 1963

NL MANAGER OF THE YEAR

Dave Roberts 2016

MAJOR LEAGUE EXECUTIVE OF THE YEAR

Larry MacPhail 1939
Branch Rickey 1947
Walter O Malley 1955
Buzzie Bavasi 1959
Fred Claire 1988

MAJOR LEAGUE ALL-STAR TEAMS

Dizzy Vance, Pitcher 1925
Lefty O Doul, Outfield 1932
Dolph Camilli, 1st Base 1941
Pete Reiser, Outfield 1941
Whit Wyatt, Pitcher 1941
Mickey Owen, Catcher 1942
Billy Herman, 2nd Base 1943
Dixie Walker, Outfield 1944
Goody Rosen, Outfield 1945
Ralph Branca, Pitcher 1947
Jackie Robinson, 2nd Base 1949
Roy Campanella, Catcher 1949
Jackie Robinson, 2nd Base 1950
Jackie Robinson, 2nd Base 1951
Roy Campanella, Catcher 1951
Preacher Roe, Pitcher 1951
Jackie Robinson, 2nd Base 1952
Pee Wee Reese, Shortstop 1953
Duke Snider, Outfield 1953
Carl Furillo, Outfield 1953
Roy Campanella, Catcher 1953
Duke Snider, Outfield 1954
Duke Snider, Outfield 1955
Roy Campanella, Catcher 1955
Don Newcombe, Pitcher 1955
Don Newcombe, Pitcher 1956

NATIONAL LEAGUE ALL-STAR*

Maury Wills, Shortstop 1961
Maury Wills, Shortstop 1962
Tommy Davis, Outfield 1962
Don Drysdale, Pitcher 1962
Jim Gilliam, 2nd Base 1963
Tommy Davis, Outfield 1963
Sandy Koufax, Pitcher 1963
Sandy Koufax, Pitcher 1964
Maury Wills, Shortstop 1965
Sandy Koufax, Pitcher 1965
Sandy Koufax, Pitcher 1966
Willie Davis, Outfield 1971
Bill Russell, Shortstop 1973
Steve Garvey, 1st Base 1974
Jimmy Wynn, Outfield 1974
Andy Messersmith, Pitcher 1974

Steve Garvey, 1st Base 1975
Don Sutton, Pitcher 1976
Steve Garvey, 1st Base 1977
Steve Garvey, 1st Base 1978
Davey Lopes, 2nd Base 1978
Davey Lopes, 2nd Base 1979
Dusty Baker, Outfield 1980
Pedro Guerrero, Outfield 1981
Fernando Valenzuela, Pitcher 1981
Pedro Guerrero, Outfield 1982
Steve Sax, 2nd Base 1986
Fernando Valenzuela, Pitcher 1986
Orel Hershiser, Pitcher 1988
Eddie Murray, 1st Base 1990
Mike Scioscia, Catcher 1990
Mike Piazza, Catcher 1993
Mike Piazza, Catcher 1994
Mike Piazza, Catcher 1995
Eric Karros, First Base 1995
Mike Piazza, Catcher 1996
Eric Gagné, Pitcher 1997
Eric Gagné, Pitcher 2003
Russell Martin, Catcher 2007
Matt Kemp, Outfield 2009
Matt Kemp, Outfield 2011
Clayton Kershaw, Pitcher 2011
Clayton Kershaw, Pitcher 2013
Clayton Kershaw, Pitcher 2014
Dee Gordon, 2nd Base 2014
Zack Greinke, Pitcher 2015
Kenley Jansen, Pitcher 2016
Corey Seager, Shortstop 2016
Kenley Jansen, Pitcher 2017
Corey Seager, Shortstop 2017

*A NL and AL Team were selected beginning in 1961.

MAJOR LEAGUE BASEBALL AWARDS

NL PITCHER OF THE MONTH

Don Sutton	April 1975
Don Sutton	May 1975
Burt Hooton	August 1975
Burt Hooton	September 1975
Don Sutton	September 1976
Jerry Reuss	June 1980
Fernando Valenzuela	April 1981
Steve Howe	June 1982
Burt Hooton	June 1983
Rick Honeycutt	April 1984
Orel Hershiser	July 1984
Fernando Valenzuela	April 1985
Fernando Valenzuela	July 1985
Orel Hershiser	June 1987
Orel Hershiser	April 1988
Orel Hershiser	September 1988
Tim Lincecum	September 1989
Ramon Martinez	June 1990
Hideo Nomo	June 1995
Hideo Nomo	September 1996
Chan Ho Park	July 1998
Eric Gagne	June 2002
Kevin Brown	May 2003
Derek Lowe	August 2006
Clayton Kershaw	July 2011
Clayton Kershaw	July 2013
Zack Greinke	August 2013
Clayton Kershaw	June 2014
Clayton Kershaw	July 2014
Clayton Kershaw	July 2015
Clayton Kershaw	May 2016
Alex Wood	May 2017
Rich Hill	July 2017

NL ROOKIE PITCHER OF THE MONTH

Kazuhisa Ishii	April 2002
----------------	------------

NL ROOKIE PLAYER OF THE MONTH

James Loney	September 2007
Blake DeWitt	May 2008
Dee Gordon	September 2011
Yasiel Puig	June 2013
Alex Guerrero	April 2015
Corey Seager	June 2016
Cody Bellinger	May 2017
Cody Bellinger	June 2017

NL PLAYER OF THE MONTH

Don Drysdale	July 1959
Don Drysdale	July 1960
Sandy Koufax	June 1962
Frank Howard	July 1962
Don Drysdale	May 1968
Willie Davis	August 1969
Bill Singer	July 1970
Don Sutton	April 1972
Willie Crawford	May 1973
Tommy John	April 1974
Steve Garvey	September 1976
Ron Cey	April 1977
Rick Monday	April 1978
Dusty Baker	June 1980
Dusty Baker	July 1983
Pedro Guerrero	June 1985
Steve Sax	September 1986
Kal Daniels	September 1990
Brett Butler	July 1992
Mike Piazza*	May 1994
Mike Piazza	August 1995
Mike Piazza	July 1997
Mike Piazza	August 1997
Brian Jordan	September 2002
Adrian Beltre	September 2004
Manny Ramirez	August 2008
Matt Kemp	April 2012
Yasiel Puig	June 2013
Yasiel Puig	May 2014
Matt Kemp	September 2014
Adrian Gonzalez	April 2015

NL PLAYER OF THE WEEK

Ron Cey	May 14-20, 1973
Willie Crawford	May 21-27, 1973
Willie Davis	July 9-15, 1973
Tommy John*	April 22-28, 1974
Jimmy Wynn	May 6-12, 1974
Mike Marshall	June 17-23, 1974
Davey Lopes	Aug. 19-25, 1974
Andy Messersmith	Sept. 16-22, 1974
Burt Hooton and Don Sutton	Aug. 4-10, 1975
Andy Messersmith	Sept. 8-14, 1975
Steve Garvey	May 17-23, 1976
Reggie Smith	July 5-11, 1976
Doug Rau	July 19-25, 1976
Don Sutton	Sept. 20-26, 1976
Ron Cey	April 18-24, 1977
Steve Garvey	June 20-26, 1977
Tommy John	Aug. 8-14, 1977
Rick Monday	April 17-23, 1978
Steve Garvey	Aug. 14-20, 1978
Dusty Baker	May 22-28, 1979
Manny Mota	Aug. 27-Sept. 3, 1979
Don Sutton	April 21-27, 1980
Bob Welch	May 12-18, 1980
June 23-29, 1980	
April 6-12, 1981	
May 11-17, 1981	
Aug. 31-Sept. 6, 1981	
June 14-20, 1982	
Aug. 23-29, 1982	
Sept. 6-12, 1982	
July 11-17, 1983	
Sept. 5-11, 1983	
April 16-22, 1984	
July 9-15, 1984	
June 10-16, 1985	
July 22-28, 1985	
Sept. 9-15, 1985	
May 28-Aug. 3, 1986	
June 8-14, 1987	
Sept. 28-Oct. 4, 1987	
April 4-10, 1988	
July 18-24, 1988	
Sept. 26-Oct. 2, 1988	
June 26-July 2, 1989	
July 31-Aug. 6, 1989	
Aug. 21-27, 1989	
June 4-10, 1990	
June 25-July 1, 1990	
June 17-23, 1991	
Aug. 19-25, 1991	
April 13-19, 1992	
July 20-26, 1992	
July 27-Aug. 2, 1992	
Aug. 17-23, 1992	
April 26-May 2, 1993	
June 14-20, 1993	
Sept.-Oct. 3, 1993	
May 16-22, 1994	
April 25-30, 1995	
May 1-7, 1995	
June 19-25, 1995	
July 10-16, 1995	
July 24-30, 1995	
Aug. 7-13, 1995	
Aug. 21-27, 1995	
April 8-14, 1996	
Sept. 16-22, 1996	
Aug. 25-31, 1997	
April 6-12, 1998	
April 20-26, 1998	
June 29-July 5, 1998	
April 5-11, 1999	
Sept. 20-26, 1999	
June 12-18, 2000	
July 9-16, 2000	
Aug. 21-27, 2000	
Sept. 18-24, 2000	

Gary Sheffield	April 9-15, 2001
Odalis Perez	April 15-21, 2002
Shawn Green	May 20-26, 2002
Eric Gagne	Aug. 4-10, 2003
Steve Finley	Sept. 6-12, 2004
Nomar Garciaparra*	May 8-14, 2006
Andre Ethier	July 3-9, 2006
Matt Kemp	April 28-May 4, 2008
Andre Ethier	Sept. 1-7, 2008
Andre Ethier	April 13-19, 2009
Andre Ethier	July 20-26, 2009
Rafael Furcal	June 28-July 4, 2010
Clayton Kershaw	June 20-26, 2011
Matt Kemp	Sept. 19-25, 2011
Matt Kemp	April 4-8, 2012
Matt Kemp	April 9-15, 2012
Clayton Kershaw	May 14-20, 2012
Clayton Kershaw	April 1-7, 2013
Yasiel Puig	June 3-9, 2013
Yasiel Puig*	May 12-18, 2014
Josh Beckett*	May 19-25, 2014
Clayton Kershaw	June 16-22, 2014
Matt Kemp	July 28-Aug. 3, 2014
Clayton Kershaw	Sept. 8-14, 2014
Adrian Gonzalez	April 6-12, 2015
Clayton Kershaw	June 1-7, 2015
Clayton Kershaw	July 13-19, 2015
Zack Greinke	July 13-19, 2015
Cody Bellinger	May 1-7, 2017
Alex Wood	May 8-14, 2017
Cody Bellinger	June 19-25, 2017
Clayton Kershaw	July 3-9, 2017

MLB CLUTCH PLAYER OF THE YEAR

Andre Ethier	2009
--------------	------

HANK AARON AWARD (BEST HITTER IN THE NL)

Matt Kemp	2011
------------------	-------------

ROLAIDS RELIEF MAN OF THE YEAR

Eric Gagne	2003
Eric Gagne	2004

TREVOR HOFFMAN NL RELIEVER OF THE YEAR

Kenley Jansen	2016
Kenley Jansen	2017

BASEBALL DIGEST ROOKIE ALL-STARS (1971-04)

Ron Cey	1973
Davey Lopes	1973
Rick Sutcliffe	1979
Steve Howe	1980
Fernando Valenzuela	1981
Dave Stewart	1981
Steve Sax	1982
Tim Lincecum	1988
Eric Karros	1992
Pedro Martinez	1993
Mike Piazza	1993
Raul Mondesi	1994
Hideo Nomo	1995
Todd Hollandsworth	1996
Kazuhisa Ishii	2002

MEL OTT AWARD (NL HR LEADER)

Adrian Beltre	2004
Matt Kemp	2011

BROOKLYN AND LOS ANGELES ALL-TIME ROSTER

A

Aase, Don 1990
 Abbey, Bert 1895-96
 Abrams, Cal 1949-52
 Abreu, Bobby 2012
 Abreu, Tony 2007-09
 Adams, Terry 2000-01
 Aderholt, Morrie 1944-45
 Aguirre, Hank 1968
 Ainsmith, Eddie 1923
 Aitchison, Raleigh 1911,14-15
 Albosta, Ed 1941
 Alcaraz, Luis 1967-68
 Alexander, Doyle 1971
 Allen, Dick 1971
 Allen, Frank 1912-14
 Allen, Horace 1919
 Allen, Johnny 1941-43
 Allen, Luke 2002
 Almada, Mel 1939
 Alomar Jr., Sandy 2006
 Alperman, Whitey J. 1906-09
 Alvarez, Orlando 1973-75
 Alvarez, Victor 2002-03
 Alvarez, Wilson 2003-05
 Amelung, Ed 1984, 86
 Amoros, Sandy 1952, 54-57, 59-60
 Anderson, Brett 2015-16
 Anderson, Dave 1983-89, 92
 Anderson, Ferrell 1946
 Anderson, John 1894-99
 Anderson, Garret 2010
 Anderson, Marlon 2006-07
 Andrews, Stan 1944-45
 Ankenman, Pat 1943-44
 Anthony, Eric 1997
 Antonello, Bill 1953
 Appleton, Ed 1915-16
 Archer, Jimmy 1918
 Ardoin, Danny 2008
 Arnold, Jamie 1999-00
 Arruebarena, Erisbel 2014
 Ashby, Andy 2001-03
 Ashley, Billy 1992-97
 Aspromonte, Bob 1956, 60-61
 Astacio, Pedro 1992-97
 Auerbach, Rick 1974-76
 Ausmus, Brad 2009-10
 Aven, Bruce 2000-01
 Avilán, Luis 2015-17
 Aybar, Willy 2005-06

B

Babb, Charlie 1904-05
 Babich, Johnny 1934-35
 Baez, Danys 2006
Báez, Pedro 2014-
 Bailey, Bob 1967-68
 Bailey, Gene 1923-24
 Bailey, Sweetbreads 1921
 Bailor, Bob 1984-85
 Baird, Doug 1919-20
 Baker, Dusty 1976-83
 Baker, Scott 2015
 Baker, Tom 1935-37
 Bako, Paul 2005
 Baldwin, James 2001
 Baldwin, Lady 1890
 Ballou, Win 1929
 Bancroft, Dave 1928-29
 Bankhead, Dan 1947, 50-51
 Banks, Willie 1995
 Banta, Jack 1947-50
 Barajas, Rod 2010-11
 Barber, Turner 1923
 Barbieri, Jim 1966
 Barger, Cy 1910-12
 Barkley, Red 1943-45
Barnes, Austin 2015-

Barnes, Brian 1994
 Barnes, Jesse 1926-27
 Barnes, Larry 2003
 Barney, Darwin 2014-15
 Barney, Rex 1943, 46-50
 Barr, Bob 1935
 Barrett, Bob 1925, 27
 Barrios, Manuel 1998
 Bartley, Boyd 1943
 Bashang, Al 1918
 Basinski, Eddie 1944-45
 Batch, Emil 1904-07
 Baxes, Jim 1959
 Baxter, Mike 2014
 Beachy, Brandon 2015
 Bean, Billy 1989
 Beck, Boom-Boom 1933-34
 Beck, Erve 1899
 Beckett, Josh 2012-14
 Beckwith, Joe 1979-83, 86
 Behrman, Hank 1946-48
 Beimeel, Joe 2006-08
 Beirne, Kevin 2002
 Belanger, Mark 1982
 Belardi, Wayne 1950-51,53-54
 Belcher, Tim 1987-91
 Belisario, Ronald 2009-13
 Bell, George 1907-11
 Belliard, Ronnie 2009-10
Bellinger, Cody 2017-
 Beltre, Adrian 1998-2004
 Benge, Ray 1933-35
 Bennett, Gary 2008
 Benzinger, Todd 1992
 Berg, Moe 1923
 Bergen, Bill 1904-11
 Bernadina, Roger 2014
 Berres, Ray 1934, 36
 Berroa, Angel 2008
 Berroa, Geronimo 2000
 Betemit, Wilson 2006-07
 Bessent, Don 1955-58
 Bilko, Steve 1958
 Billingham, Jack 1968
 Billingsley, Chad 2006-14
 Birkofer, Ralph 1937
 Birrer, Babe 1958
 Bissonette, Del 1928-31, 33
 Black, Joe 1952-55
 Blake, Casey 2008-11
 Blanco, Henry 1997-98
 Blanton, Joe 2012, 2016
 Blethen, Clarence 1929
 Blowers, Mike 1996
 Blue, Lu 1933
 Bocachica, Hiram 2000-02
 Bochtler, Doug 1999
 Boehler, George 1926
 Boehr, Tim 2001
 Bohanon, Brian 1998
 Bohne, Sammy 1926
 Bolling, John 1944
 Bolsinger, Mike 2015-16
 Bonilla, Bobby 1998
 Bonner, Frank 1896
 Boone, Ike 1930-32
 Borbon, Pedro 1999
 Bordagaray, Frenchy 1935-36, 42-45
 Borkowski, Bob 1955
 Bournigal, Rafael 1992-95
 Boury, Ken 1968-69
 Boyle, Buzz 1933-35
 Brack, Gib 1937-38
 Bradley, Mark 1981-82
 Bradley, Milton 2004-05
 Bradshaw, Joe 1929
 Bragan, Bobby 1943-44, 47-48
 Branca, Ralph 1944-53, 56
 Brandt, Ed 1936

Branson, Jeff 2000-01
 Brazoban, Yhency 2004-08
 Bream, Sid 1983-85
 Breeding, Marv 1963
 Brennan, Tom 1985
 Brennan, William 1988
 Bressler, Rube 1928-31
 Brett, Ken 1979
 Brewer, Jim 1964-75
 Brewer, Tony 1984
 Bridges, Rocky 1951-52
 Brock, Greg 1982-86
 Broderick, Matt 1903
 Brohawn, Troy 2003
 Brooks, Hubie 1990
 Brooks, Jerry 1993
 Brouters, Dan 1892-93
 Brown, Eddie 1924-25
 Brown, Elmer 1913-15
 Brown, John 1897
 Brown, Kevin 1999-2003
 Brown, Lindsay 1937
 Brown, Lloyd 1925
 Brown, Mace 1941
 Brown, Tommy 1944-45, 47-51
 Browne, George 1911
 Browning, Pete 1894
 Broxton, Jonathan 2005-11
 Brubaker, Bruce 1967
 Brumfield, Jacob 1999
 Brunson, Will 1998
 Bruske, Jim 1995-96, 98
 Bryant, Ralph 1985-87
 Bucher, Jim 1934-37
 Buckner, Bill 1969-76
Buehler, Walker 2017-
 Buker, Cy 1945
 Bunning, Jim 1969
 Burch, Al 1907-11
 Burdock, Jack 1891
 Burk, Sandy 1910-12
 Burke, Glenn 1976-78
 Burnitz, Jeromy 2003
 Burns, Oyster 1890-95
 Burrell, Buster 1895-97
 Burright, Larry 1962
 Busch, Mike 1995-97
 Bushong, Doc 1890
 Buss, Nick 2013
 Butcher, Max 1936-38
 Butera, Drew 2013-14
 Butler, Brett 1991-97
 Butler, John 1906-07
 Butler, Johnny 1926-27

C

Cabell, Enos 1985-86
 Cadore, Leon 1915-23
 Cabrera, Jolbert 2002-03
 Caldwell, Bruce 1932
 Callahan, Leo 1913
 Callaspo, Alberto 2015
 Calmus, Dick 1963
 Camilli, Dolph 1938-43
 Camilli, Doug 1960-64
 Campanella, Roy 1948-57
 Campanis, Alex 1943
 Campanis, Jim 1966-68
 Campbell, Gilly 1938
 Canavan, Jimmy 1897
 Candelaria, John 1991-92
 Candiotti, Tom 1992-97
 Cannizzaro, Chris 1972-73
 Cantrell, Guy 1925-27
 Cantwell, Ben 1937
 Capuano, Chris 2012-13
 Carey, Andy 1962
 Carey, Max 1926-29
 Carleton, Tex 1940
 Carlyle, Buddy 2005

Carrara, Giovanni 2001-02, 04-06
 Carroll, Jamey 2010-11
 Carroll, Ownie 1933-34
 Carsey, Kid 1901
 Carter, Gary 1991
 Carter, Lance 2006
 Caruthers, Bob 1890-91
 Casey, Doc 1899-1900, 06-07
 Casey, Hugh 1939-42, 46-48
 Cassidy, Pete 1899
 Castellanos, Alex 2012-13
 Castillo, Bobby 1977-81, 85
 Castillo, Fabio 2017
 Castro, Juan 1995-99, 2009-11
 Catterson, Tom 1908-09
 Cedeno, Cesar 1986
 Cedeno, Roger 1995-98
 Cey, Ron 1971-82
 Chandler, Ed 1947
 Chapman, Ben 1944-45
 Chapman, Glenn 1934
 Chavez, Jesse 2016
 Checo, Robinson 1999
 Chen, Chin-Feng 2002-05
 Cheney, Larry 1915-19
 Chervinko, Paul 1937-38
 Chipman, Bob 1941-44
 Choate, Randy 2012
 Choi, Hee-Seop 2004
 Christensen, McKay 2001
 Christopher, Mike 1991
 Churn, Chuck 1959
 Cimoli, Gino 1956-58
Cingrani, Tony 2017-
 Cisar, George 1937
 Clabaugh, Moose 1926
 Clancy, Bud 1932
 Clark, Bob 1890
 Clark, Brady 2007
 Clark, Dave 1996
 Clark, Watty 1927-37
 Clement, Wally 1909
 Cloutz, Brad 1998
 Coffey, Todd 2012
 Cohen, Alta 1931-32
 Colavito, Rocky 1968
 Coleman, Louis 2016
 Collins, Bill 1913
 Collins, Hub 1890-92
 Collum, Jackie 1957-58
 Colyer, Steve 2003
 Connors, Chuck 1949
 Cook, Dennis 1990-91
 Cookson, Brent 1999
 Coombs, Jack 1915-18
 Coomer, Ron 2003
 Cooney, Johnny 1935-37, 43-44
 Cora, Alex 1998-2004
 Corbitt, Claude 1945
 Corcoran, Tommy 1892-96
 Corey, Bryan 2002
 Corgan, Chuck 1925-27
 Corkhill, Pop 1890
 Cormier, Lance 2011
 Corriden, John 1946
 Correia, Kevin 2014
 Coscarart, Pete 1938-41
 Coulombe, Daniel 2014-15
 Coulson, Bob 1910-11
 Counseling, Craig 1999
 Covington, Wes 1966
 Cox, Billy 1948-54
 Cox, Dick 1925-26
 Crable, George 1910
 Craig, Roger 1955-61
 Crane, Cannonball 1893
 Crane, Sam 1922
 Crawford, Carl 2013-16
 Crawford, Willie 1964-75

Crews, Tim 1987-92
 Crocker, Claude 1944-45
 Croner, Tripp 1997-99
 Cromin, John 1895, 1904
 Crosby, Bubba 2003
 Cross, Lave 1900
 Crouch, Bill 1939
 Crow, Don 1982
 Cruz, Henry 1975-76
 Cruz, Jose Jr. 2005-06
 Cruz, Luis J. 2012-13
 Cuccinello, Tony 1932-35
 Cullberson, Charlie 2016-17
 Cullenbine, Roy 1940
 Cullop, Nick 1929
 Culver, George 1973
 Cummings, John 1995-96
 Curtis, Chad 1996
 Curtis, Cliff 1912-13
 Cutshaw, George 1912-17
 Cuyler, Kiki 1938

D

Daal, Omar 1993-95, 2002
 Dahlen, Bill 1899-1903, 10-11
 Dahlgren, Babe 1942
 Daily, Con 1891-95
 Daley, Jud 1911-12
 Dalton, Jack 1910-14
 Daly, Tom 1890-96, 98-1901
 Daniel, Jake 1937
 Daniels, Kal 1989-92
 Dantonio, Fats 1944-45
 Dapper, Cliff 1942
 Darnell, Bob 1954, 56
 Darvish, Yu 2017
 Darwin, Bob 1969, 71
 Daub, Dan 1893-97
 Daubert, Jake 1910-18
 Davalillo, Vic 1977-80
 Davidson, Bill 1910-11
 Davis, Butch 1991
 Davis, Curt 1940-46
 Davis, Eric 1992-93
 Davis, Lefty 1901
 Davis, Mike 1988-89
 Davis, Otis 1946
 Davis, Ron 1987
 Davis, Tommy 1959-66
 Davis, Willie 1960-73
 Day, Pea Ridge 1931
 Dayton, Grant 2016-17
 Deal, Lindsay 1939
 Dean, Tommy 1967
 DeBerry, Hank 1922-30
 Decatur, Art 1922-25
 Dede, Artie 1916
 Dedeaux, Raoul 1935
 De Leon, Jose 2016
 Deisel, Pat 1902
 DeJesus, Ivan 1974-76
 DeJesus Jr., Ivan 2011-12
 De La Rosa, Rubby 2011-12
 Dell, Wheeler 1915-17
 Delmas, Bert 1933
 Demeter, Don 1956, 58-61
 DeMontreville, Gene 1900
 Dempsey, Rick 1988-90
 Dent, Eddie 1909, 11-12
 DeShields, Delino 1994-96
 DeSilva, John 1993
 Dessau, Ruben 1910
 Dessens, Elmer 2004-06
 Devereaux, Mike 1987-88, 98
 DeWitt, Blake 2008-10
 Diaz, Carlos 1984-86
 Diaz, Einar 2006
 Dickerman, Leo 1923-24
 Dickson, O'Koyea 2017
 Dietz, Dick 1972
 Dillon, Pop 1904
 Doak, Bill 1924, 27-28
 Dobbs, John 1903-05

Dockins, George 1947
 Dolan, Cozy 1901-02
 Dominguez, Jose 2013-14
 Donnels, Chris 2000-01
 Donovan, Patsy 1890, 1906-07
 Donovan, Wild Bill 1899-1902
 Doolan, Mickey 1918
 Doscher, Jack 1903-06
 Dotel, Octavio 2010
 Douglas, John 1945
 Douglas, Phil 1915
 Dowd, Snooks 1926
 Downey, Red 1909
 Downing, Al 1971-77
 Downs, Red 1912
 Doyle, Carl 1939-40
 Doyle, Jack 1903-04
 Drake, Solly 1959
 Drake, Tom 1941
 Dreifort, Darren 1994-05
 Drew, J.D. 2005-06
 Drysdale, Don 1956-69
 Dudley, Clise 1929-30
 Duffie, John 1967
 Duncan, Mariano 1985-87, 89
 Dunn, Jack 1897-1900
 Dunn, Joe 1908-09
 Durham, Bull 1904
 Durning, Dick 1917-18
 Durocher, Leo 1938-41, 43, 45
 Durrett, Red 1944-45

E

Earle, Billy 1894
 Earnshaw, George 1935-36
 Eason, Mal 1905-06
 Eayrs, Eddie 1921
 Eckhardt, Ox 1936
 Edwards, Bruce 1946-51
 Edwards, Hank 1951
 Edwards, Mike 2005
 Egan, Dick J. 1914-15
 Egan, Dick W. 1967
 Ehrhardt, Ruben 1924-28
 Eibner, Brett 2017
 Eischen, Joey 1995-96
 Eisenreich, Jim 1998
 Eisenstat, Harry 1935-37
 Elberfeld, Kid 1914
 Elbert, Scott 2008-14
 Ellingsen, Bruce 1972
 Elliott, Jumbo 1925, 27-30
 Elliott, Rowdy 1920
 Ellis, A.J. 2008-16
 Ellis, Mark 2012-13
 Ellis, Robert 2002
 Elster, Kevin 2000
 Elston, Don 1957
 Ely, Bones 1891
 Ely, John 2010-12
 Encarnacion, Juan 2004
 English, Gil 1944
 English, Woody 1937-38
 Enzmann, Johnny 1914
 Eovaldi, Nathan 2011-12
 Epperly, Al 1950
 Erickson, Scott 2005
 Erskine, Carl 1948-59
 Erwin, Tex 1910-14
 Espy, Cecil 1983
 Essegian, Chuck 1959-60
 Esterbrook, Dude 1891
 Ethier, Andre 2006-17
 Evans, Red 1939
 Evans, Roy 1902-03
 Eveland, Dana 2011

F

Fabrige, Bunny 1916-17
 Fairry, Jim 1968, 73
 Fairly, Ron 1958-69
 Falkenberg, Brian 2004, 2008

Fallon, George 1937
 Farmer, Alex 1908
Farmer, Kyle 2017
 Farrell, Dick 1961
 Farrell, Duke 1899-1902
 Faulkner, Jim 1930
 Federowicz, Tim 2011-14
 Felix, Gus 1926-27
 Ferguson, Alex 1929
 Ferguson, Joe 1970-76, 78-81
 Fernandez, Chico 1956
 Fernandez, Sid 1983
 Ferrara, Al 1963, 65-68
 Ferrell, Wes 1940
 Fette, Lou 1940
 Fettes, Mike 2000-01
 Fewster, Chick 1926-27
Fields, Josh 2016
 Fien, Casey 2016
 Fife, Stephen 2012-14
 Figgins, Chone 2014
 Fimple, Jack 1983-84, 86
 Finlayson, Pembroke 1908-09
 Finley, Steve 2004
 Finn, Mickey 1930-32
 Fischer, Bill 1913-14
 Fischer, Jeff 1989-90
 Fisher, Bob 1912-13
 Fisher, Chauncey 1897
 Fitzsimmons, Freddie 1937-43
 Fitzsimmons, Tom 1919
 Fletcher, Darrin 1989-90
 Fletcher, Sam 1909
 Flood, Tim 1902-03
 Flores, Jose 2004
 Flowers, Jake 1927-31, 33
 Flowers, Wes 1940, 41
Font, Wilmer 2017
 Fonville, Chad 1995-97
 Ford, Hod 1925
 Forster, Terry 1978-82
Forsythe, Logan 2017
 Foster, Alan 1967-70
 Fournier, Jack 1923-26
 Foutz, Dave 1890-96
 Fowler, Art 1959
 Frankhouse, Fred 1936-38
 Franklin, Jack 1944
 Franks, Herman 1940-41
 Frederick, Johnny 1929-34
 Freeman, Mike 2017
 Freigau, Howard 1928
 French, Larry 1941-42
 French, Ray 1923
 Frey, Lonny 1933-36
 Frias, Carlos 2014-16
 Frias, Pepe 1980-81
 Fuchs, Charlie 1944
 Fuller, Nig 1902
 Furcal, Rafael 2006-11
 Furillo, Carl 1946-60

G

Gabrielson, Len 1967-70
 Gaddy, John 1938
 Gagné, Eric 1999-2006
 Gagne, Greg 1996-97
 Galan, Augie 1941-46
 Gallagher, Joe 1940
 Gallivan, Phil 1931
 Galvez, Balvino 1986
 Garcia, Karim 1995-97
Garcia, Yimi 2014
 Garciaoparra, Nomar 2006-08
 Garland, Jon 2009, 2011
 Garman, Mike 1977-78
 Garner, Phil 1987
 Garvey, Steve 1969-82
 Garvin, Ned 1902-04
 Gaston, Welcome 1898-99
 Gastright, Hank 1894
 Gatins, Frank 1901
 Gautreaux, Sid 1936-37

Gentile, Jim 1957-58
 George, Greek 1938
 Geraghty, Ben 1936
 Gessler, Doc 1903-06
 Getz, Gus 1914-16
 Giambardo, Bob 1958
 Gibbons, Jay 2010-11
 Gibson, Kirk 1988-90
 Gilbert, Charlie 1940
 Gilbert, Pete 1894
 Gilbert, Shawn 2000
 Gilbert, Wally 1928-31
 Gillenwater, Carden 1943
 Gilliam, Jim 1953-66
 Gimenez, Hector 2011
 Gionfriddo, Al 1947
 Giuliani, Tony 1940-41
 Gleason, Roy 1963
 Glossop, Al 1943
 Gochnaur, John 1901
 Golden, Jim 1960-61
 Goltz, Dave 1980-82
 González, Adrián 2012-17
 Gonzalez, Alfredo 2003
 Gonzalez, Jose 1985-91
 Gonzalez, Luis 2007
 Gooch, Johnny 1928-29
 Goodson, Ed 1976-77
 Goodwin, Tom 1991-93, 2000-01
 Gordon, Dee 2011-14
 Gordonier, Ray 1921-22
 Gorecki, Rick 1997
 Gott, Jim 1990-94
 Grabarkewitz, Bill 1969-72
 Grabowski, Jason 2004-05
 Graham, Jack 1946
Grandal, Yasmani 2015-
 Granderson, Curtis 2017
 Grant, Jim 1968
 Gray, Dick 1958-59
 Green, Harvey 1935
 Green, Nick 2010
 Green, Shawn 2000-04
 Greene, Nelson 1924-25
 Greenfield, Kent 1929
 Gregg, Hal 1943-47
 Greinke, Zack 2013-15
 Griffin, Alfredo 1988-91
 Griffin, Mike 1891-98
 Griffith, Bart 1922-23
 Griffith, Derrell 1963-66
 Griffith, Tommy 1919-25
 Grim, John 1895-99
 Grimes, Burleigh 1918-26
 Griner, Dan 1918
 Grissom, Lee 1940-41
 Grissom, Marquis 2001-02
 Gross, Kevin 1991-94
 Groy, Kip 1992-93
 Grote, Jerry 1977-78, 81
 Grudzielanek, Mark 1998-2002
 Guerra, Javy 2011-13
 Guerrero, Alex 2014-15
 Guerrero, Pedro 1978-88
 Guerrero, Wilton 1996-98
 Guerrier, Matt 2011-13
 Gulden, Brad 1978
 Gumbert, Ad 1895-96
 Guthrie, Mark 1995-98
 Gutierrez, Franklin 2017
 Guzman, Joel 2006
 Gwynn, Chris 1987-91, 94-95
 Gwynn Jr., Tony 2011-12

H

Haas, Bert 1937-38
 Haddock, George 1892-93
 Haeger, Charlie 2009-10
 Hairston Jr., Jerry 2012-13
 Hale, Chip 1997
 Hale, John 1974-77
 Hall, Bill 1913

Hall, Bob 1905
 Hall, Darren 1996-98
 Hall, Johnny 1948
 Hall, Toby 2006
 Haller, Tom 1968-71
 Hallman, Bill 1898
 Hamilton, Jeff 1986-91
 Hamlin, Luke 1937-41
 Hamric, Bert 1955
 Hamulack, Tim 2006
 Hanifin, Pat 1987
 Hannas, Gerald 1978-79
 Hansell, Greg 1995
 Hansen, Dave 1989-96,
 1999-2002
 Hansford, F. C. 1898
 Harang, Aaron 2012-13
 Haren, Dan 2014
 Hargreaves, Charlie 1923-28
 Harkey, Mike 1997
 Harkness, Tim 1961-62
 Harper, George 1896
 Harper, Harry 1923
 Harris, Bill 1957-59
 Harris, Joe 1928
 Harris, Lenny 1989-93
 Hart, Bill F. 1892
 Hart, Bill W. 1943-45
 Hartfield, Gil 1893
 Hartje, Chris 1939
 Hartley, Mike 1989-91
 Hassett, Buddy 1936-38
 Hatcher, Mickey 1979-80,
 87-90
 Hatcher, Chris 2015-17
 Hathaway, Ray 1945
 Hatten, Joe 1946-51
 Haughey, Chris 1943
 Haugstad, Phil 1947-48, 1951
 Havens, Brad 1987-88
 Hawksworth, Blake 2011-12
 Hayworth, Ray 1938-39,
 44-45
 Head, Ed 1940, 42-44, 46
 Hearne, Hugh 1901-03
 Hechinger, Mike 1913
 Heep, Danny 1987-88
 Hehl, Jake 1918
 Heimach, Fred 1930-33
 Heisey, Chris 2015
 Heitmann, Henry 1918
 Hemming, George 1891
 Henderson, Rickey 2003
 Hendrick, Harvey 1927-31
 Hendrickson, Mark 2006-07
 Henion, Lafayette 1919
 Henley, Weldon 1907
 Henline, Butch 1927-29
 Henry, Dutch 1923-24
 Henshaw, Roy 1937
 Herges, Matt 1999-2001
 Herman, Babe 1926-31, 45
 Herman, Billy 1941-43, 46
 Hermann, Marty 1918
 Hermansen, Chad 2003
 Hermanski, Gene 1943,
 46-51
Hernandez, Carlos 1990-96
Hernandez, Enrique 2015-
 Hernandez, Enzo 1978
 Hernandez, Jose 2004
 Hernandez, Ramon 2013
 Hernandez, Roberto 2007
 Hernandez, Roberto 2014
 Herrera, Elian 2012-13
 Herrera, Art 1934, 44-46
 Hershiser, Orel 1983-94, 00
 Heydemann, Greg 1973
 Hiatt, Phil 2001
 Hickman, Dave J. 1916-19
 Hickman, Jim 1967
 Higbe, Kirby 1941-43,
 46-47

Higgins, Bob 1911-12
 High, Andy 1922-25
 Hildebrand, George 1902
 Hill, Koyie 2003
Hill, Rich 2016-
 Hill, Still Bill 1899
 Hilligas, Shawn 1987-88
 Hillenbrand, Shea 2007
 Hines, Hunkey 1895
 Hoak, Don 1954-55
 Hockett, Oris 1938-39
 Hodges, Gil 1943, 47-61
 Hoffman, Glenn 1987
 Hofmann, Jamie 2009, 2011
 Hogg, Bert 1934
 Hollingsworth, Todd 1995-00
 Hollingsworth, Al 1939
 Hollingsworth, Bonnie 1924
 Hollins, Damon 1998
 Holmes, Darren 1990
 Holmes, Jim 1908
 Holmes, Tommy 1952
 Holton, Brian 1985-88
 Honeycutt, Rick 1983-87
 Hood, Wally 1920-22
 Hooton, Burt 1975-84
 Hopkins, Gail 1974
 Hopp, Johnny 1949
 Hopper, Lefty 1898
 Horton, Elmer 1898
 Horton, Ricky 1988-89
 Hough, Charlie 1970-80
 Houlton, D.J. 2005, 2007
 Householder, Ed 1903
 Houston, Tyler 2002
 Howard, Frank 1958-64
 Howard, Thomas 1998
 Howe, Steve 1980-85
 Howell, Dixie 1953, 55-56
 Howell, Harry 1898, 1900
 Howell, Jay 1988-92
 Howell, J.P. 2013-16
 Howell, Ken 1984-88
 Hoyt, Waite 1932, 37-38
 Hubbard, Trinidad 1998-99
 Hubbell, Bill 1925
 Huckaby, Ken 1996-97
 Hudson, Johnny 1936-40
 Hudson, Orlando 2009
 Hudson, Rex 1974
 Huff, David 2015
 Huff, Mike 1989
 Hug, Ed 1903
 Hughes, Jim R. 1899, 1901-02
 Hughes, Jim R. 1952-56
 Hughes, Mickey 1890
 Hu, Chin-lung 2007-10
 Hull, Eric 2007
 Hummel, John 1905-15
 Humphrey, Al 1911
 Hundley, Todd 1999-00, 03-04
 Hungling, Bernie 1922-23
 Hunt, Ron 1967
 Hunter, George 1909-10
 Hunter, Willard 1962
 Hurley, Pat 1907
 Hutcherson, Joe 1933
 Hutchison, Ira 1939
 Hutson, Roy 1925
 Hutton, Tom 1966, 69

I

Ingram, Garey 1994-95, 97
 Inks, Bert 1891-92
 Irwin, Charlie 1901-02
 Ishii, Kazuhisa 2002-04
 Izturis, Cesar 2002-06

J

Jacklitsch, Fred 1903-04
 Jackson, Edwin 2003-05
 Jackson, Randy 1956-58
 Jacobson, Merwin 1926-27

James, Cleo 1968
Jansen, Kenley 2010-
 Janvrin, Hal 1921-22
 Jarvis, Roy 1944
 Jeffav, Stan 1990-92
 Jeffcoat, George 1936-37, 39
 Jenkins, Jack 1969
 Jennings, Hughie 1899-1900,
 03
 John, Tommy 1972-78
 Johnson, Brian 2001
 Johnson, Charles 1998
 Johnson, Jason 2008
 Johnson, Jim 2015
 Johnson, Lou 1965-67
 Johnson, Micah 2016
 Johnson, Reed 2010
 Johnston, Fred Ivy 1924
 Johnston, Jimmy 1916-25
 Johnstone, Jay 1980-82, 85
 Jones, Andrew 2008
 Jones, Art 1932
 Jones, Binky 1924
 Jones, Fielder 1896-1900
 Jones, Mitch 2009
 Jones, Oscar 1903-05
 Jordan, Brian 2002-03
 Jordan, Dutch 1903-04
 Jordan, Jimmy 1933-36
 Jordan, Tim 1906-10
 Jorgensen, Spider 1947-50
 Joshua, Von 1969-71, 73-74, 79
 Joyce, Bill 1892
 Judd, Mike 1997-2000
 Judge, Joe 1933

K

Kampouris, Alex 1941-43
 Karros, Eric 1991-2002
 Karst, John 1915
 Kazmir, Scott 2016-17
 Keeler, Wee Willie 1893,
 1899-1902
 Kehn, Chet 1942
 Kekich, Mike 1965, 68
 Kelleher, John 1916
 Kellert, Frank 1955
 Kelley, Joe 1899-1901
 Kelly, George 1932
 Kelly, Roberto 1995
 Kemp, Matt 2006-14
 Kendrick, Howie 2015-16
 Kennedy, Adam 2012
 Kennedy, Bob 1957
 Kennedy, Brickyard 1892-1901
 Kennedy, John 1965-66
 Kent, Jeff 2005-08
 Kent, Maury 1912-13
Kershaw, Clayton 2008-
 Kida, Masao 2003-04
 Kilduff, Pete 1919-21
 Kimball, Newt 1940-43
 Kinkade, Mike 2002-03
 King, Clyde 1944-45,
 47-48, 51-52
 Kinslow, Tom 1891-94
 Kipp, Fred 1957-59
 Kirby, Wayne 1996-97
 Kirkpatrick, Enos 1912-13
 Kitson, Frank 1900-02
 Klippstein, John 1958-59
 Klugman, Joe 1924
 Klumpp, Elmer 1937
 Knetzer, Elmer 1909-12
 Knolls, Hub 1906
 Koch, Barney 1944
 Koenecke, Len 1934-35
 Konerko, Paul 1997-98
 Konetchy, Ed 1919-21
 Korwan, Jim 1894
 Kosco, Andy 1969-70
 Koufax, Sandy 1955-66
 Koukalik, Joe 1904

Koupal, Lou 1928-29
 Koy, Ernie 1938-40
 Kress, Charlie 1954
 Krueger, Bill 1987-88
 Krueger, Ernie 1917-21
 Kreuter, Chad 2000-02
 Kruger, Abe 1908
 Kubenka, Jeff 1998-99
 Kuo, Hong-Chih 2005-11
 Kuroda, Hiroki 2008-11
 Kustus, Joe 1909

L

Labine, Clem 1950-60
 LaChance, Candy 1893-98
 Lacy, Lee 1972-78
 LaGrow, Lerrin 1979
 Lamanske, Frank 1935
 Lamar, Bill 1920-21
 LaMaster, Wayne 1938
 Lamb, Ray 1969-70
 Landestoy, Rafael 1977, 83-84
 Landreaux, Ken 1981-87
 Landrum, Joe 1950, 52
 Landrum, Tito 1987
 Lankford, Frank 1998
 Larker, Norm 1958-61
 LaRoche, Andy 2007-08
 Lary, Lynn 1939
 Lasorda, Tommy 1954-55
 Latimer, Tacks 1902
 Latos, Mat 2015
 Lavagetto, Cookie 1937-41,
 46-47
 Law, Rudy 1978, 80
 Lazzari, Tony 1939
 Leach, Brent 2009
 League, Brandon 2012-15
 Leard, Bill 1917
 Leary, Tim 1987-89
 Ledee, Ricky 2005-06
 Lee, Bob 1967
 Lee, Hal 1930
 Lee, Leroy 1975-76
 Lee, Zach 2015
 Lefebvre, Jim 1965-72
 Lehman, Ken 1952, 56-57
 LeJeune, Larry 1911
 LeJohn, Don 1965
 Lembo, Steve 1950, 52
 Lennox, Ed 1909-10
 Leonard, Dutch 1933-36
 Leonard, Jeffrey 1977
 Leslie, Sam 1933-35
 Kennedy, Lewalyn, Dennis 1975-79
 Lewis, Darren 1997
 Lewis, Phil 1905-08
 Leyritz, Jim 2000
Liberatore, Adam 2015-
 Lieberthal, Mike 2007
 Lillis, Bob 1958-61
 Lilly, Ted 2010-13
 Lima, Jose 2004
 Lindblom, Josh 2011-12
 Lindsey, Jim 1937
 Lindsey, John 2010
 Lindstrom, Fred 1936
 Link, Jon 2010
 Liriano, Nelson 1997
 Livingston, Mickey 1951
 Lo Duca, Paul 1998-04
 Loaiza, Esteban 2007-08
Locastro, Tim 2017-
 Loes, Billy 1950, 52-56
 Lofton, Kenny 2006
 Loftus, Dick 1924-25
 Logan, Bob 1935
 Lohman, Bill 1943-44
 Lombardi, Ernie 1931
 Lombardi, Vic 1945-47
 Loney, James 2006-12
 Long, Tom 1924
 Lopes, Davey 1972-81

Lopez, Al 1928, 30-35
 Lopez, Luis 1990
 Loretta, Mark 2009
 Loudenslager, Charlie 1904
 Lovett, Tom 1890-91, 93
 Lowe, Derek 2005-08
 Lucas, Ray 1933-34
 Lucid, Con 1894-95
 Lugo, Julio 2006
 Luke, Matt 1998
 Lumley, Harry 1904-10
 Lund, Don 1945, 47-48
 Luque, Dolf 1930-31
 Lyons, Barry 1990-91
 Lyttle, Jim 1976

M

MacDougal, Mike 2011-12
 MacGarnwell, Ed 1905
 Macon, Max 1940, 42-43
 Maddux, Greg 2006, 2008
 Maddux, Mike 1990, 1999
 Madlock, Bill 1985-87
Maeda, Kenta 2016-
 Magee, Lee 1919
 Magill, Matt 2013
 Maglie, Sal 1956-57
 Magoon, George 1898
 Mahom, Paul 2014
 Mails, Duster 1915-16
 Malay, Charlie 1905
 Maldonado, Candy 1981-85
 Malinosky, Tony 1937
 Mallette, Mal 1950
 Malone, Lew 1917, 19
 Maloney, Billy 1906-08
 Maloney, Sean 1998
 Mamaux, Al 1918-23
 Mancuso, Gus 1940
 Manuel, Charlie 1974-75
 Manush, Heinie 1937-38
 Maranville, Rabbit 1926
 Marichal, Juan 1975
 Marquard, Rube 1915-20
 Marrero, Oreste 1996
 Marriott, Bill 1926-27
 Marrow, Buck 1937-38
 Marshall, Doc 1909
 Marshall, Mike A. 1981-89
 Marshall, Mike G. 1974-76
 Martin, Morrie 1949
 Martin, Russell 2006-10
 Martin, Tom 2003-04
 Martinez, Jesus 1996
 Martinez, Pedro 1992-93
 Martinez, Ramon 1988-98
 Martinez, Ramon E. ... 2006-07
 Martinez, Teddy 1977-79
 Masaoka, Earl 1999-2000
 Mattingly, Earl 1931
 Matuszek, Len 1985-87
 Mauch, Gene 1944, 48
 Maul, Al 1899
 Mauriello, Ralph 1958
 Mauro, Carmen 1953
 Mayne, Brent 2004
 Maza, Luis 2008
 McBean, Alvin 1969-70
 McCabe, Bob 1920
 McCann, Gene 1901-02
 McCarren, Bill 1923
 McCarthy, Brandon 2015-17
 McCarthy, Jack 1906-07
 McCarthy, Johnny 1934-35
 McCarthy, Tommy 1896
 McCarty, Lew 1913-16
 McCormick, Mike J. 1904
 McCormick, Mike W. 1949
 McCreedie, Judge 1903
 McCreery, Tom 1901-03
 McDermott, Terry 1972
 McDevitt, Danny 1957-60
 McDonald, James 2008-10

McDougal, John 1895
 McDowell, Roger 1991-94
 McEveen, Pryor 1909-11
 McFarlan, Dan 1899
 McFarland, Chappie 1906
 McGann, Dan 1899
 McGinnity, Joe 1900
 McGlothlin, Pat 1949-50
 McGraw, Bob 1925-27
 McGriff, Fred 2003
 McGuire, Deacon 1899-1901
 McIntyre, Harry 1905-09
 McJames, Doc 1899, 1901
 McKenna, Kit 1898
 McLane, Ed 1907
 McLish, Cal 1944, 46
 McMahon, Sadie 1897
 McMakin, John 1902
 McManus, Frank 1903
 McMichael, Greg 1998
 McMillan, Tommy 1908-10
 McMullen, Ken 1962-64, 73-75
 McWeeny, Doug 1926-29
 Medwick, Joe 1940-43, 46
 Melhuse, Adam 2000
 Meloan, Jonathan 2007
 Melton, Rube 1945-44, 46-47
 Mercado, Orlando 1987
 Merck, Fred 1916-17
 Messersmith, Andy 1973-75, 79
 Metcalfe, Mike 1998, 2000
 Meusel, Irish 1927
 Meyer, Benny 1913
 Meyer, Lee 1909
 Meyer, Russ 1953-55
 Meyers, Chief 1916-17
 Michael, Gene 1967
 Mickens, Glenn 1953
 Mientkiewicz, Doug 2009
 Mikkelsen, Pete 1969-72
 Miksis, Eddie 1944, 46-51
 Miles, Aaron 2011
 Miles, Don 1958
 Miljus, Johnny 1917, 20-21
 Miller, Bob 1963-67
 Miller, Fred 1910
 Miller, Hack 1916
 Miller, John 1969
 Miller, Justin 2010
 Miller, Larry 1964
 Miller, Lemmie 1984-85
 Miller, Otto 1910-22
 Miller, Ralph 1898
 Miller, Rod 1957
 Miller, Trevor 2000
 Miller, Walt 1911
 Millies, Wally 1934
 Milliken, Bob 1953-54
 Mills, Alan 1999-00
 Mills, Buster 1935
 Milton, Eric 2009
 Minner, Paul 1946, 48-49
 Mitchell, Bobby 1980-81
 Mitchell, Clarence 1918-22
 Mitchell, Dale 1956
 Mitchell, Fred 1904-05
 Mitchell, Johnny 1924-25
 Mitchell, Russ 2010-11
 Mickli, Dave 1998-99
 Moeller, Chad 2007
 Moeller, Joe 1962, 64, 66-71
 Mohart, George 1920-21
 Monasterios, Carlos 2010
 Monday, Rick 1977-84
 Mondesi, Raul 1993-99
 Moon, Wally 1959-65
 Moore, Cy 1929-32
 Moore, Dee 1943
 Moore, Eddie 1929-30
 Moore, Gary 1970

Moore, Gene 1939-40
 Moore, Randy 1936-37
 Moore, Ray 1952-53
 Morales, Jose 1982-84
 Moran, Herbie 1912-13
 Morgan, Bobby 1950, 52-53
 Morgan, Eddie 1937
 Morgan, Mike 1989-91
 Morrison, Johnny 1929-30
 Morrow, Brandon 2017
 Moryn, Walt 1954-55
 Moss, Ray 1926-31
 Mossor, Earl 1951
 Mota, Guillermo 2002-04, 2009
 Mota, Manny 1969-80, 82
 Moulder, Glen 1946
 Mowe, Ray 1913
 Mowrey, Mike 1916-17
 Moylan, Peter 2013
 Mueller, Bill 2006
 Mulholland, Terry 2001-02
 Mullen, Billy 1923
 Mullen, Scott 2003
 Mulvey, Joe 1895
 Mungo, Van Lingle 1931-41
 Munns, Les 1934-35
 Munoz, Mike 1989-90
 Munoz, Noe 1995
 Murch, Simmy 1908
 Murphy, Rob 1995
 Murray, Eddie 1989-91, 97
 Murray, Jim 1922
 Myers, Hy 1909, 11, 14-22
 Myers, Rodney 2003
 Myrow, Brian 2005

N

Nahem, Sam 1938
 Nakamura, Norihiro 2005
 Navarro, Dioner 2005-06, 2011
 Naylor, Earl 1946
 Neal, Charlie 1956-61
 Negray, Ron 1952, 58
 Neidlinger, Jim 1990
 Neis, Bernie 1920-24
 Nelson, Rocky 1952, 56
 Nen, Dick 1963
 Newcombe, Don 1949-51, 54-58
 Newsom, Bobo 1929-30, 42-43
 Newton, Doc 1901-02
 Nicasio, Juan 2015
 Nichols, Rod 1993
 Niedenfuer, Tom 1981-87
 Nicholas, Otho 1945
 Nixon, Al 1915-16, 18
 Nixon, Otis 1997
 Nomo, Hideo 1995-98, 2002-04
 Nops, Jerry 1900
 Noren, Irv 1960
 Norman, Fred 1970
 Norris, Bud 2016
 North, Bill 1978
 Northen, Hub 1911-12
 Nunez, Jose A. 2001

O

Oates, Johnny 1977-79
 O'Brien, Bob 1971
 O'Brien, Darby 1890-92
 O'Brien, John 1891
 Ock, Whitey 1935
 O'Doul, Lefty 1931-33
 Oeltjen, Trent 2010-12
 Oeschger, Joe 1925
 Offerman, Jose 1990-95
 Ohman, Will 2009
 Ojeda, Bob 1991-92
 Oliver, Al 1985
 Oliver, Nate 1963-67
 Olivo, Miguel 2014
 Olmo, Luis 1943-45, 49
 Olson, Gregg 2000-01

Olson, Irv 1915-24
 O'Mara, Ollie 1914-16, 18-19
 O'Neil, Mickey 1926
 Onis, curly 1935
 Orenego, Joe 1943
 Oroscio, Jesse 1988, 2001-02
 O'Rourke, Frank 1917-18
 Orta, Jorge 1982
 Ortega, Phil 1960-64
 Ortiz, Ramon 2010
 Ortiz, Russ 2010
 Osborne, Tiny 1924-25
 Osgood, Charlie 1944
 Osoria, Franquellis 2005-06
 Osteen, Claude 1965-73
 Ostermueller, Fritz 1943-44
 Osuna, Al 1994
 Osuna, Antonio 1995-2000
 Outen, Chick 1933
 Owen, Mickey 1941-45
 Owens, Red 1905
 Ozuna, Pablo 2008

P

Paciorek, Tom 1970-75
 Padgett, Don 1946
 Padilla, Vicente 2009-11
 Pafo, Andy 1951-52
 Page, Phil 1934
 Palica, Erv 1945, 47-51, 53-54
 Palmquist, Ed 1960-61
Paredes, Edward 2017-
 Park, Chan Ho 1994-2001, 2008
 Parker, Rick 1995-96
 Parker, Wes 1964-72
 Parks, Art 1937, 39
 Parra, Jose 1995
 Partridge, Jay 1927-28
 Pascual, Camilo 1970
 Pasley, Kevin 1974, 76-77
 Pastorius, Jim 1906-09
 Pattee, Harry 1908
 Patterson, Dave 1979
 Patterson, Red 2014
 Pattison, Jimmy 1929
 Paul, Xavier 2009-11
 Payne, Harley 1896-98
 Peacock, Johnny 1945
 Peck, Hal 1943
Pederson, Joc 2014-
 Pederson, Stu 1985
 Peña, Alejandro 1981-89
 Peña, Angel 1998-2000
 Peña, Jose 1970-72
 Penny, Brad 2004-08
 Peralta, Joel 2015
 Peraza, Jose 2015
 Perconte, Jack 1980-81
 Perez, Antonio 2004-05
 Perez, Carlos 1998-2000
 Perez, Chris 2014
 Perez, Odalis 2002-06
 Perkins, Charlie 1934
 Perranoski, Ron 1961-67, 72
 Perry, Pat 1990
 Peterson, Jim 1937
 Petty, Jesse 1925-28
 Pfeffer, Jeff 1913-21
 Pfister, George 1941
 Pfund, Lee 1945
 Phelps, Babe 1935-41
 Phelps, Ed 1912-13
 Phelps, Ray 1930-32
 Phillips, Jason 2005
 Piazza, Mike 1992-98
 Picinich, Val 1929-33
 Pierre, Juan 2007-09
 Pignatano, Joe 1957-60
 Pinckney, George 1890-91
 Pipgras, Ed 1932
 Plitt, Norman 1918, 27

Podbielan, Bud 1949-52
 Podres, Johnny 1953-55,
 57-66
 Podsednik, Scott 2010
 Poffenberger, Boots 1939
 Polly, Nick 1937
 Poole, Ed 1904
 Poole, Jim 1990
 Popovich, Paul 1968-69
 Posedel, Bill 1938
 Post, Sam 1922
 Potter, Dykes 1938
 Pounds, Bill 1903
 Powell, Boog 1977
 Powell, Dennis 1985-86
 Powell, Paul Ray 1973, 75
 Power, Ted 1981-82
 Pressnell, Tot 1938-40
 Prince, Tom 1994-98
 Proctor, Scott 2007-08
 Prokopec, Luke 2000-01
Puig, Yasiel 2013-
 Punte, Nick 2012-13
 Purdin, John 1964-65, 68-69
 Pyle, Eddie 1994-95

Q

Quantrill, Paul 2002-03
 Quinn, Jack 1931-32

R

Rachunok, Steve 1940
 Rackley, Marv 1947-49
 Radinsky, Scott 1996-98
 Radtke, Jack 1936
 Ragan, Pat 1911-15
 Rakow, Ed 1960
 Ramazzotti, Bob 1946, 48-49
 Ramirez, Hanley 2012-14
 Ramirez, Manny 2008-10
 Ramsdell, Willie 1947-48, 50
 Ramsey, Mike Jeffrey 1985
 Ramsey, Mike James 1987
 Randolph, Willie 1989-90
 Rath, Gary 1998
 Rau, Doug 1972-79
 Ravin, Josh 2015-17
 Rautzhan, Lance 1977-79
 Reardon, Phil 1906
 Reboulet, Jeff 2001-02
 Reddick, Josh 2016
 Redmond, Harry 1909
 Reed, Howie 1964-66
 Reed, Jody 1993
 Reese, Pee Wee 1940-42,
 46-58
 Regan, Phil 1966-68
 Reidy, Bill 1899, 1903-04
 Reis, Bobby 1931-32, 35
 Reiser, Pete 1940-42, 46-48
 Reising, Doc 1904-05
 Repko, Jason 2005-09
 Repulski, Rip 1959-60
 Reulbach, Ed 1913-14
 Reuss, Jerry 1979-87
 Reyes, Al 2000-01
 Reyes, Dennis 1997-98
 Reyes, Gilberto 1983-85,
 87-88
 Reynolds, R.J. 1983-85
 Rhiel, Billy 1929
 Rhoden, Rick 1974-78
 Richards, Paul 1932
 Richardson, Danny 1893
 Richert, Pete 1962-64, 72-73
 Riconda, Harry 1928
 Riggert, Joe 1914
 Riggs, Adam 1997
 Riggs, Lew 1941-42, 46
 Ripple, Jimmy 1939-40
 Ritter, Lou 1902-08
 Rivera, German 1983-84
 Rivera, Juan 2011-12

Rizzo, Johnny 1942
 Roberts, Dave 2002-04
 Roberts, Jim 1924-25
 Robertson, Dick 1918
 Robinson, Clint 2014
 Robinson, Earl 1958
 Robinson, Frank 1972
 Robinson, Jackie 1947-56
 Robles, Oscar 2005-06
 Robles, Sergio 1976
 Rochelli, Lou 1944
 Rodas, Rich 1983-84
 Rodriguez, Ellie 1976
 Rodriguez, Felix 1995-96
 Rodriguez, Henry 1992-95
 Rodriguez, Paco 2012-15
 Ro, Preacher 1948-54
 Roebuck, Ed 1955-58,
 60-63
 Roenicke, Ron 1981-83
 Roettger, Oscar 1927
 Rogers, Lee 1938
 Rogers, Packy 1938
 Rojas, Mel 1999
 Rojas, Miguel 2014
 Rojek, Stan 1942, 46-47
 Rollins, Jimmy 2015
 Romak, Jamie 2014
 Romano, Jason 2003
 Romano, Jim 1950
 Romo, Sergio 2017
 Romo, Vicente 1968, 82
 Rose, Mike 2005
 Roseboro, Johnny 1957-67
 Rosen, Goody 1937-39, 44-46
 Rosenfeld, Max 1931-53
 Ross, Cody 2005-06
 Ross, David 2002-04
 Ross, Don 1940
 Rowe, Ken 1963
 Rowe, Schoolboy 1942
 Roy, Jean Pierre 1946
 Roy, Luther 1929
 Royster, Jerry 1973-75
 Ruan, Wilkin 2002-03
 Rucker, Nap 1907-16
 Rudolph, Ernie 1945
 Ruether, Dutch 1921-24
 Ruggiano, Justin 2015
 Ruiz, Carlos 2016
 Rush, Andy 1925
 Russell, Bill 1969-86
 Russell, Jim 1950-51
 Russell, John 1917-18
 Rutherford, Johnny 1952
 Ryan, Jack 1911
 Ryan, John 1898
 Ryan, Rosy 1933

Ryu, Hyun-Jin 2013-

S

Saenz, Olmedo 2004-07
 Sands, Jerry 2011-12
 Santos, Sergio 2015
 Saito, Takashi 2006-08
 Samuel, Juan 1990-92
 Sanchez, Duaner 2004-05
 Sandlock, Mike 1945-46
 Sanford, Chance 1999
 Santangelo, F.P. 2000
 Savage, Jack 1987
 Savage, Ted 1968
 Sax, Dave 1982-83
 Sax, Steve 1981-88
 Sayles, Bill 1943
 Scanlan, Bill 1904-07, 09-11
 Schardt, Bill 1911-12
 Schebler, Scott 2015
 Scheer, Al 1913
 Schlichting, Travis 2009-10
 Schliebner, Dutch 1923
 Schmandt, Ray 1918-22
 Schmidt, Henry 1903

Schmidt, Jason 2007-09
 Schmitz, Johnny 1951-52
 Schmoll, Steve 2005
 Schmutz, Charlie 1914-15
 Schneiberg, Frank 1910
 Schofield, Dick 1966-67
 Schofield Jr., Dick 1995
 Schott, Gene 1939
 Schreiber, Paul 1922-23
 Schultz, Howie 1943-47
 Schultz, Joe 1915
 Schumaker, Skip 2013
 Schupp, Ferdie 1921
 Scioscia, Mike 1980-92
 Scott, Dick 1963

Seager, Corey 2015-
 Seaney, Rudy 1994-95, 2007
 Seearage, Ray 1989-90
 Seats, Tom 1945
 Sebring, Jimmy 1909
 See, Larry 1986
Segedin, Rob 2016-
 Sele, Aaron 2006
 Sellers, Justin 2011-13
 Sells, Dave 1975
 Seo, Jae 2006
 Sexauer, Elmer 1948
 Shanahan, Greg 1973-74
 Sharperson, Mike 1987-93
 Sharrott, George 1893-94
 Shaute, Joe 1931-33
 Shaw, Jeff 1998-01
 Shea, Merv 1938
 Sheckard, Jimmy 1897-98,
 1900-05
 Sheehan, Jack 1920-21
 Sheehan, Tommy 1908
 Sheffell, Gary 1998-2001
 Shelby, John 1987-90
 Sheridan, Vince 1918, 20
 Sherlock, Reed 1935
 Sherrill, George 2009-10
 Sherry, Larry 1958-63
 Sherry, Norm 1959-62
 Shindle, Bill 1894-98
 Shipley, Craig 1986-87
 Shirley, Bart 1964, 66, 68
 Shirley, Steve 1982
 Shoch, George 1893-97
 Shriver, Harry 1922-23
 Shuba, George 1948-50, 52-55
 Shuey, Paul 2002-2004
 Siebert, Dick 1932, 36
 Simpson, Joe 1975-78
 Sims, Duke 1971-72
 Singer, Bill 1964-72
 Sington, Fred 1938-39
 Sizemore, Ted 1969-70, 76
 Skaff, Frank 1935
 Skowron, Bill 1963
 Slade, Gordon 1930-32
 Sloat, Dwain 1948
 Smith, Broadway 1897-00
 Smith, Charley 1960-61
 Smith, Dick 1965
 Smith, George 1918, 23
 Smith, Germany 1890, 97
 Smith, Greg 1991
 Smith, Hap 1910
 Smith, Jack 1962-63
 Smith, Nate 1962
 Smith, Red 1911-14
 Smith, Reggie 1976-81
 Smith, Sherry 1915-17, 19-22
 Smith, Tony 1910-11
 Smyres, Clancy 1944
 Smyth, Red 1915-17
 Smythe, Harry 1934
 Snyder, Duke 1947-62
 Snyder, Cory 1993-94
 Snyder, Gene 1959
 Snyder, Jack 1917
 Solomon, Eddie 1973-75

Sommerville, Andy 1894
 Sosa, Elias 1976-77
 Sothern, Denny 1931
 Spencer, Daryl 1961-63
 Spencer, Roy 1937-38
 Spooner, Karl 1954-55
 Springer, Dennis 2001-02
 Stack, Eddie 1912-13
 Stainback, Tuck 1938-39
 Stallings, George 1890
 Standaert, Jerry 1925-26
 Stanhouse, Don 1980
 Stanky, Eddie 1944-47
 Stark, Dolly 1910-12
 Statz, Jigger 1927-28
 Steele, Bill 1914
 Steele, Elmer 1911
 Steelman, Farmer 1900-01
 Stein, Ed 1892-96, 98
 Stengel, Casey 1912-17
 Stephenson, Jerry 1970
 Stevens, Ed 1945-47
Stewart, Brock 2016-
 Stewart, Dave 1978, 81-83
 Stewart, Scott 2004
 Stewart, Stuff 1923
 Stinson, Bob 1969-70
 Stock, Milt 1924-26
 Stovey, Harry 1893
 Strahler, Mike 1970-72
 Strang, Sammy 1903-04
 Strawberry, Darryl 1991-93
 Stricklett, Elmer 1905-07
Stripling, Ross 2016-
 Stripp, Joe 1932-37
 Stryker, Dutch 1926
 Stuart, Dick 1966
 Stubbs, Franklin 1984-89
 Stults, Eric 2006-09
 Sturtze, Tanyon 2008
 Sudakis, Bill 1968-71
 Sukeforth, Clyde 1932-34, 45
 Sullivan, Billy 1942
 Sunkel, Tom 1944
 Surkamp, Eric 2015
 Sutcliffe, Rick 1976, 78-81
 Sutton, Don 1966-80, 88
 Sweeney, Mark 2007-08
 Swift, Bill 1941

T

Taschner, Jack 2010
 Tamulis, Vito 1938-41
 Tapani, Kevin 1995
 Tatum, Tommy 1941, 47
 Taveras, Alex 1982-83
Taylor, Chris 2016-
 Taylor, Danny 1932-36
 Taylor, Harry 1946-48
 Taylor, Zack 1920-25, 35
 Teed, Dick 1953
 Templeton, Chuck 1955-56
 Tepesch, Nick 2016
 Tepsic, Joe 1946
 Terry, Adonis 1890-91
 Terwilliger, Wayne 1951
 Thames, Marcus 2011
 Thatcher, Grant 1903-04
 Thierot, Ryan 2010
 Thielman, Henry 1903
 Thomas, Derrel 1979-83
 Thomas, Fay 1932
 Thomas, Ian 2015
 Thomas, Ray 1938
 Thomasson, Gary 1979-80
 Thome, Jim 2009
 Thompson, Derek 2005
 Thompson, Don 1951, 53-54
 Thompson, Fresno 1931-32
 Thompson, Milt 1996
 Thompson, Tim 1954
Thompson, Trayce 2016-
 Thormahlen, Hank 1925

Thurston, Joe 2002-04
 Thurston, Sloppy 1930-33
 Tierney, Cotton 1925
 Tiffie, Terry 2008
 Tischinski, Tom 1973
 Todd, Al 1939
Toles, Andrew 2016-
 Tolleson, Shawn 2012-13
 Tomko, Joel 2006-07
 Tooley, Bert 1911-12
 Torborg, Jeff 1964-70
 Torreyes, Ronald 2015
 Tracewski, Dick 1962-65
 Traxler, Brian 1990
 Treadway, George 1894-95
 Treadway, Jeff 1994-95
 Treanor, Matt 2012
 Tremark, Nick 1934-36
 Tremper, Overton 1927-28
 Trevino, Alex 1986-87
 Triunfel, Carlos 2014
 Trlicek, Rick 1993
 Trombley, Mike 2001-02
 Troncoso, Ramon 2008-11
 Tsao, Chin-hui 2007, 2015-16
 Tucker, Tommy 1898
 Tudor, John 1988-89
Turner, Justin 2014-
 Tyson, Ty 1928

U

Underwood, Fred 1894
Urias, Julio 2016-
 Uribe, Juan 2011-15
Utley, Chase 2015-

V

Vail, Mike 1984
 Valdes, Ismael 1994-2000
 Valdes, Rene 1957
 Valdez, Wilson 2007
 Valentin, Jose 2005
 Valentine, Bobby 1969, 71-72
 Valenzuela, Fernando 1980-90
 Valle, Hector 1965
 Valo, Elmer 1957-58
 Van Buren, Deacon 1904
 Vance, Dazzy 1922-32, 35
 Vance, Sandy 1970-71
 Van Cuyk, Chris 1950-52
 Van Cuyk, Johnny 1947-49
 Vande Berg, Ed 1986
 Van Slyke, Scott 2012-17
 Vargas, Claudio 2009
 Vaughan, Arky 1942-43, 47-48
 Velez, Eugenio 2011
 Venable, Will 2016
 Venafro, Mike 2004
 Ventura, Robin 2003-04
Verdugo, Alex 2017-
 Versailles, Zoilo 1968
 Vickers, Rube 1903
 Victorino, Shane 2012
 Vizzaino, Jose 1989-90,
 98-00
 Vosmik, Joe 1940-41

W

Wachtel, Paul 1917
 Wade, Ben 1952-54
 Wade, Cory 2008-09
 Wagner, Butts 1898
 Walker, Dixie 1939-47
 Walker, Mysterious 1913
 Walker, Rube 1951-58
 Wall, Joe 1902
 Wall, Josh 2012-13
 Wall, Stan 1974-77
 Walls, Lee 1962-64
 Wallach, Tim 1993-96
 Walsh, Dave 1990
 Walters, Zach 2016
 Walton, Danny 1976

Waner, Lloyd 1944
 Waner, Paul 1941, 1943-44
 Ward, Chuck 1918-22
 Ward, Daryle 2003
 Ward, John Monte 1891-92
 Ward, Preston 1948
 Ward, Rube 1902
 Warner, Jack 1929-31
 Warren, Tommy 1944
 Warwick, Carl 1961
 Wasdell, Jimmy 1940-41
 Washington, Ron 1977
 Watkins, George 1936
 Watson, Tony 2017
 Wayne, Gary 1994
 Weaver, Eric 1998
 Weaver, Jeff 2004-05, 2009-10
 Webb, Hank 1977
 Webber, Les 1942-46
 Webster, Mitch 1991-95
 Weiss, Gary 1980-81
 Welch, Bob 1978-87
 Welman, Brad 1987
 Wells, David 2007
 Wells, John 1944
 Wells, Terry 1990
 Werhas, John 1964-65, 67
 Werth, Jayson 2004-06
 West, Matt 2015
 West, Max 1928-29
 Wetteland, John 1989-91
 Whyhing, Gus 1900
 Wheat, Mack 1915-19
 Wheat, Zack 1909-26
 Wheeler, Ed 1902
 White, Barney 1945
 White, Bill 1945
 White, Devon 1999-2000
 White, Larry 1983-84
 White, Myron 1978
 Whitfield, Terry 1984-86
 Whiting, Jesse 1906-07
 Whitman, Dick 1946-49
 Whitted, Possum 1922
 Wicker, Kemp 1941
 Wieland, Joe 2015
 Wilhelm, Hoyt 1971-72
 Wilhelm, Kaiser 1908-10
 Wilkins, Rick 1999
 Willhite, Nick 1963-66
 Williams, Dick 1951-54, 56
 Williams, Eddie 1997
 Williams, Jeff 1999-2002
 Williams, Leon 1926
 Williams, Reggie D. 1985-87
 Williams, Reggie B. 1995
 Williams, Stan 1958-62
 Williams, Todd 1995
 Williams, Woody 1938
 Wills, Maury 1959-66,
 69-72
 Wilson, Brian 2013-14
 Wilson, Eddie 1936-37
 Wilson, Hack 1932-34
 Wilson, Robert 1958
 Wilson, Steve 1991-93
 Wilson, Tex 1924
 Wilson, Tom 2004
 Winthorn, Gordon 1961
 Winford, Jim 1938
 Winham, Lave 1902
 Winsett, Tom 1936-38
 Winston, Hank 1936
 Withrow, Chris 2013-15
 Witt, Whitey 1926
 Wojey, Pete 1954
 Wolf, Randy 2007, 2009
Wood, Alex 2015-
 Woodson, Tracy 1987-89
 Worrell, Todd 1993-97
 Wright, Clarence 1901
 Wright, Glenn 1929-33
 Wright, Jamey 2012, 14

Wright, Ricky 1982-83
 Wrigley, Zeke 1899
 Wunsch, Kelly 2005
 Wurm, Frank 1944
 Wyatt, Whit 1939-44
 Wynn, Jimmy 1974-75

Y

Yale, Ad 1905
 Yarrison, Rube 1924
 Yeager, Joe 1898-1900
 Yeager, Steve 1972-85
 Yingling, Earl 1912-13
 Young, Eric 1992, 97-99
 Young, Delwyn 2006-09
 Young, Matt 1987
 Young, Michael 2013

Z

Zachary, Chink 1944
 Zachary, Tom 1934-36
 Zachry, Pat 1983-84
 Zahn, Geoff 1973-75
 Zeile, Todd 1997-98
 Zimmer, Don 1954-59, 63
 Zimmerman, Bill 1915
 Zimmerman, Eddie 1911

MANAGERS

Alston, Walter 1954-76
 Barnie, Billy 1897-98
 Carey, Max 1932-33
 Dahlen, Bill 1910-13
 Donovan, Patsy 1906-08
 Dressen, Chuck 1951-53
 Durocher, Leo 1939-46, 48
 Ebbets, Charles 1898
 Foutz, Dave 1893-96
 Griffin, Mike 1898
 Grimes, Burleigh 1937-38
 Hanlon, Ned 1899-1905
 Hoffman, Glenn 1998
 Johnson, Davey 1999-00
 Lasorda, Tommy 1977-96
 Little, Grady 2006-07
 Lumley, Harry 1909
 Mattingly, Don 2011-15
 McGunigle, Bill 1890
Roberts, Dave 2016-
 Robinson, Wilbert 1914-31
 Russell, Bill 1996-98
 Shotton, Burt 1947-50
 Stengel, Casey 1934-36
 Sukeforth, Clyde 1947
 Torre, Joe 2008-10
 Tracy, Jim 2001-05
 Ward, John "Monte" 1891-92

COACHES

Adams, Red 1969-80
 Amalfitano, Joey 1983-98
 Bard, Josh 2016-17
 Basgall, Monty 1973-86
 Becker, Joe 1958-64
 Beringer, Carroll 1967-72
 Blades, Ray 1947-48
 Bowa, Larry 2008-10
 Bragan, Bobby 1960
Brown, Brant 2018-
 Bundy, Lorenzo 2014-15
 Bryant, Clay 1961
 Castro, Juan 2016-17
 Clark, Jack 2001-03
 Colborn, Jim 2001-05
 Corriden, Red 1941-46
 Cresse, Mark 1974-98
 Crim, Chuck 2013-15
 Debus, Jon 2005
 Dempsey, Rick 1999-00
 Donnelly, Rich 2006-07
 Down, Rick 1999-00
 Dressen, Charlie 1939-42,
 1943-56, 1958-59

Duncan, Mariano 2006-10
 Durocher, Leo 1961-64
 Easler, Mike 2008
 Egan, Ben 1925
 Ferguson, Joe 1988-94
 Fitzsimmons, Freddie 1942

Genen, Bob 2016-
 Gilliam, Jim 1965-78
 Gorman, Preston 1965-68,
 1977-79

Gregson, Glenn 1998
 Haines, Jesse 1938
 Hansen, Dave 2011-12
 Hartsfield, Roy 1969-72
 Hayworth, Ray 1945
 Hendrick, George 2003
 High, Andy 1937-38
 Hillman, Trey 2011-13
 Hines, Ben 1985-86, 1988-93
 Hoffman, Glenn 1999-2005

Honeycutt, Rick 2006-
 Hough, Charlie 1998-99
 Howell, Ken 2008-14
 Hyers, Tim 2016-17
 Jaus, Dave 2006-07
 Johnston, Jimmy 1931
 Kelley, Joe 1926
 Killefer, Bill 1939

Lasorda, Tommy 1973-76
 Lavagetto, Cookie 1951-53
 Lefebvre, Jim 1978-79

Lehmann, Danny 2018-
 Lett, Jim 2001-05

Lombard, George 2016-
 Lopes, Davey 2011-15
 Lyons, Ted 1954
 Mattingly, Don 2008-10
 McGinnity, Joe 1926
 McGwire, Mark 2013-15
 Miller, Otto 1926-36
 Mota, Manny 1980-2013
 Mulleavy, Greg 1958-60,
 1962-64

Mueller, Bill 2007
 Murray, Eddie 2006-07
 Olson, Ivy 1924, 1930-31

Ortiz, Luis 2018-
 Osteen, Claude 1999-00
 Ozark, Danny 1965-72,
 1980-82

Pentland, Jeff 2008-11
 Perranoski, Ron 1981-94
 Phillips, Lefty 1965-68
 Pitler, Jake 1947-57

Prior, Mark 2018-
 Reese, Pee Wee 1959
 Reiser, Pete 1960-64
 Riggelman, Jim 2001-04
 Roenicke, Ron 1992-93
 Russell, Bill 1987-91, 1994-96

Ruth, Babe 1938
 Schaefer, Bob 2008-10
 Scioscia, Mike 1997-98
 Shelby, John 1998-05
 Smith, Reggie 1994-98
 Stengel, Casey 1932-33, 1949-50
 Sukeforth, Clyde 1949-50

Taylor, Zack 1935
 Tincup, Ben 1940
 Tracy, Jim 1999-2000
 Valentin, John 2013-15
 Walker, Dixie 1970-74
 Walker, Rube 1958
 Wallace, Dave 1995-97
 Wallach, Tim 2004-05, 2011-15

Ward, Turner 2016-
 Warthen, Dan 2006-07
Woodward, Chris 2016-
 Yeager, Steve 2011-17

UNIFORM NUMBERS IN DODGER HISTORY

Since 1932, hundreds of players and coaches have put on a Dodger uniform, wearing every single number from 1 to 77 as well as 0, 00, 97 and 99. On April 15, from 2007-17 the Dodgers all wore No. 42 to celebrate the 60th-70th anniversaries of Jackie Robinson breaking the color barrier. Pitcher Joe Beigel's No. 97 was the highest number ever worn by a player during a regular-season game until Manny Ramirez donned No. 99 in 2008. In 2014, Brian Wilson became the first Dodger to wear 00. Pee Wee Reese's No. 1 was officially retired on July 4, 1984, one of nine numbers that have been retired. Below is a list of the different numbers worn by Dodgers since 1932 and the years in which they were worn.

00

Brian Wilson 2013-14

0

Al Oliver 1985

1

Johnny Frederick 1932-34
 Buzz Boyle 1935
 Freddie Lindstrom 1936
 Woody English 1937-38
 Packy Rogers 1938
 Gene Moore 1939
 Charlie Gilbert 1940
Pee Wee Reese ... 1940-42,
1946-52

Paul Waner 1943-44
 Mike Sandlock 1945
 Billy Grabarkewitz 1969-72
 Rick Auerbach 1974-76
 Derrel Thomas 1979
 Gary Weiss 1980-81

2

Mickey Finn 1932
 Joe Judge 1933
 Jim Bucher 1934-37
 Leo Durocher 1938-46, 48,
 1961-64
 Bobby Morgan 1950, 1952-53
 Randy Jackson 1956-58
 Don Demeter 1958-60
 Dick Schofield 1966-67
 Tommy Dean 1967
 Bart Shirley 1966
 Zoilo Versalles 1968
 Bobby Valentine 1969,
 1971-72
Tommy Lasorda ... 1977-96

3

Joe Stripp 1932-37
 Pete Coscarart 1938-41
 Alex Kampouris 1942-43
 Stan Rojek 1942, 1946-47
 Red Barkley 1943
 Eddie Basinski 1944
 Gene Mauch 1944
 Fats Dantonio 1945
 Babe Herman 1945
 Billy Cox 1948-54
 Chico Fernandez 1956
 Elmer Valo 1957-58
 Willie Davis 1961-73
 Glenn Burke 1976-78
 Rudy Law 1978, 1980
 Steve Sax 1983-88
 Jeff Hamilton 1989-91
 Jody Reed 1993
 Eddie Pye 1995
 Chad Fournville 1995-97
 Alex Cora 1998-2001
 Cesar Izturis 2002-2006
 Julio Lugo 2006
 Brady Clark 2007
 Bill Mueller 2007
 Delwyn Young 2008
 Xavier Paul 2009, 2011
 Ronnie Belliard 2009-10
 Juan Castro 2011
 Eugenio Velez 2011
 Adam Kennedy 2012
 Skip Schumaker 2013

Carl Crawford 2014-16
 Chris Taylor 2016-

4

Hack Wilson 1932-34
 Frenchy Bordagaray 1935-36
 Tony Malinosky 1937
 Dolph Camilli 1938-43
 Gil Hodges 1943
 Gil English 1944
 Babe Herman 1945
 Mike Sandlock 1946
Duke Snider 1947-62

Tom Hutton 1966, 1969
 Kevin Pasley 1974, 76-77

5

Tony Cuccinello 1932-34,
 1935
 Johnny Cooney 1935
 Ben Geraghty 1936
 Jack Radtke 1936
 Cookie Lavagetto 1937-41,
 1946-48

Arky Vaughan 1942-43
 Clancy Smyres 1944
 Ben Chapman 1944-45
 Johnny Peacock 1945
 Carl Furillo 1946
 Tommy Brown 1948-51
 Sandy Amoros 1952
 Wayne Belardi 1953-54
 Charlie Kress 1954
 Norm Larker 1958-61
 Dick Nen 1963
 Jim Lefebvre 1965-72
 Ken McMullen 1973-75
 Johnny Oates 1977-79
 Mike Marshall 1981-89
 Stan Javier 1990-92
 Dave Hansen 1993-96
 Chip Hale 1997
 José Vizciano 1998-99
 Gary Sheffield 1998
 Davey Johnson 2000
 Jim Riggleman 2001-02
 Tyler Houston 2002
 Jason Romano 2003
 Hee-Seop Choi 2004-05
 Nomar Garciaparra 2006-08
 Mark Loretta 2009
 Reed Johnson 2010
 Juan Uribe 2011-15
 Alberto Callaspo 2015
 Corey Seager 2015-

6

Lefty O'Doul 1932-33
 Sam Leslie 1933-35
 Buddy Hassett 1936-37
 Johnny Hudson 1938-40
 Tony Giuliani 1941
 Joe Medwick 1940, 1942
 Carden Gillenwater 1943
 Hal Peck 1943
 Charlie Dressen 1943
 John Bolling 1944
 Bill Hart 1944-45
 Carl Furillo 1946-60
 Ron Fairly 1960-69
 Steve Garvey 1969-82
 Jobert Cabrera 2003
 Brent Mayne 2004

Jason Grabowski 2005
 Kenny Lofton 2006
 Tony Abreu 2007
 Joe Torre 2008-10
 Aaron Miles 2011
 Jerry Hairston Jr. 2012-13
 Darwin Barney 2015
 Charlie Culberson 2016
 Curtis Granderson 2017

7

Glen Wright 1932-33
 Johnny McCarthy 1934
 George Earnshaw 1935-36
 Johnny Hudson 1936-37
 Lindsay Brown 1937
 Packy Rogers 1938
 Ray Thomas 1938
 Charlie Dressen 1939-46,
 1951-53, 1958
 Joe Medwick 1943
 Pete Reiser 1947-48
 Mike McCormick 1949
 Don Demeter 1961
 Daryl Spencer 1961
 Lee Walls 1962-64
 Dick Stuart 1966
 Tommy Dean 1967
 Bob Bailey 1968
 Roy Hartsfield 1969-72
 Steve Yeager 1973-85
 Tracy Woodson 1987
 Alfredo Griffin 1989-91
 Billy Ashley 1992-95
 Greg Gagne 1996-97
 Paul Konerko 1998
 Tripp Cramer 1998-99
 José Vizciano 2000
 Jeff Branson 2000-01
 Mike Kinkade 2002-03
 Tom Wilson 2004
 J.D. Drew 2005-06
 James Loney 2007-12
 Nick Punto 2012-13
 Alex Guerrero 2014-15
 Julio Urias 2016-

8

Gordon Slade 1932
 Jake Flowers 1933
 Lonny Frey 1934-36
 Paul Chervinko 1937-38
 Sid Gautreaux 1937
 Gilly Campbell 1938
 Art Parks 1939
 Joe Vosmik 1940-41
 Jimmy Wasdell 1941
 Bobo Newsom 1942-43
 Howie Schultz 1943-47
 Ed Stevens 1945
 Hal Gregg 1947
 Don Lund 1948
 George Shuba 1948-50,
 1952-55
 Dale Mitchell 1956
 Rocky Nelson 1956
 Johnny Roseboro 1957-58,
 1960-67
 Ron Fairly 1959
 Danny Ozark 1968
 Bob Stinson 1969-70
 Duke Sims 1971
 Dick Dietz 1972

Jerry Royster 1973-75
 Reggie Smith 1977-81
 Mark Belanger 1982
 Gary Carter 1991
 Joey Amalfitano 1983-98
 Mark Grudzielanek 1999-2002
 Ron Coomer 2003
 Olmedo Saenz 2004-07
 Shane Victorino 2012
 Don Mattingly 2008-15
 Bob Geren 2016-

9

Danny Taylor 1932-36
 Tom Winsett 1936
 Babe Phelps 1937-41
 Billy Sullivan 1942
 Bill Hart 1943
 Lloyd Waner 1944
 Tommy Brown 1944-45
 Bill White 1945
 Jack Graham 1946
 Arky Vaughan 1947-48
 Bob Ramazzotti 1949
 Rocky Bridges 1951-52
 Dixie Howell 1953
 Gino Cimoli 1956-58
 Wally Moon 1959-65
 Al Ferrara 1966-68
 Andy Kosco 1969-70
 Terry McDermott 1972
 Elie Rodriguez 1976
 Reggie Smith 1976, 1994-98
 Jerry Grote 1977-78, 1981
 Gary Thomasson 1979-80
 Don Crow 1982
 Greg Brock 1984-86
 Mickey Hatcher 1987-90
 Todd Hundley 1999-00,
 2003-04
 Marquis Grissom 2001-02
 Jason Phillips 2005
 Grady Little 2006
 Juan Pierre 2007-09
 Garret Anderson 2010
 Russ Mitchell 2010
 Hector Gimenez 2011
 Dee Gordon 2011-14
 Yasmani Grandal 2015-

10

Al Lopez 1932-35
 Ray Berres 1936
 Freddie Fitzsimmons 1937
 Randy Moore 1937
 Bert Haas 1937-38
 Roy Spencer 1938
 Carl Doyle 1939
 Ray Hayworth 1938-39
 Gube Mancuso 1940
 Mickey Owen 1941-45
 Ernie Rudolph 1945
 Bruce Edwards 1946-51
 Earl Naylor 1946
 Lew Riggs 1946
 Rube Walker 1951-58
 Bobby Bragan 1960
 Clay Bryant 1961
 Jeff Torborg 1964-70
 Ron Cey 1971-82
 Dave Anderson 1983-89, 92
 Juan Samuel 1990-92
 Chris Gwynn 1994-95

Chad Curtis 1996
 Ken Huckaby 1996-97
 Otis Nixon 1997
 José Vizciano 1998
 Gary Sheffield 1998-01
 Hideo Nomo 2002-04
 Jose Valentin 2005
 Danyes Baez 2006
 Wilson Betemit 2006-07
 Andy LaRoche 2007
 Larry Bowa 2008-10
 Tony Gwynn Jr. 2011-12
 Michael Young 2013
 Justin Turner 2014-

11

Clyde Sukeforth 1932-34
 Lonny Frey 1933
 Nick Tremark 1934-36
 George Watkins 1936
 Fred Frankhouse 1937-38
 Tony Lazzeri 1939
 Dixie Walker 1939-47
 Jack Banta 1947-50
 Carl Erskine 1950
 Dick Gray 1958-59
 Bob Lillis 1960-61
 Larry Burright 1962
 Ken McMullen 1963-64
 Bart Shirley 1964, 1966, 1968
 John Kennedy 1965-66
 Tommy Dean 1967
 Manny Mota 1969-13
 Erisbel Arruabarrena 2014
 Jimmy Rollins 2015
 Micah Johnson 2016
 Josh Reddick 2016
 Logan Forsythe 2017

12

Val Picinich 1932-33
 Jimmy Jordan 1934-36
 Luke Hamlin 1937-41
 Bob Chipman 1941-1942, 44
 Babe Dahlgren 1942
 Rex Barney 1943
 Rube Melton 1943
 Eddie Stanky 1944-47
 Erv Palica 1948-51, 1954
 Ralph Branca 1952
 Frank Kellert 1955
 Babe Birrer 1958
 Tommy Davis 1960-66
 Bob Bailey 1967
 Jim Fairey 1968
 Von Joshua 1969-70
 Dusty Baker 1976-83
 Jay Johnstone 1985
 Bill Madlock 1985-87
 Danny Heep 1987-88
 Willie Randolph 1989-90
 Luis Lopez 1990
 Gary Carter 1991
 Dave Anderson 1992
 Jeff Treadway 1994-95
 Brett Butler 1995
 Karim Garcia 1995-97
 Jim Eisenreich 1998
 Mike Devereaux 1998
 Jim Tracy 2001-04
 Steve Finley 2004
 Jeff Kent 2005-08
 Brad Ausmus 2009-10
 Dave Lopes 2011
 Justin Sellers 2011-12
 Bobby Abreu 2012
 Mark McGwire 2013
 John Valentin 2014

Juan Nicasio 2015
 Turner Ward 2016-

13

Burleigh Grimes 1938
 Kirby Higbe 1941-43,
 1946-47
 Ralph Branca 1944-45,
 1947-51, 1953
 Tommy Warren 1944
 John Douglas 1945
 Joe Ferguson 1970-76,
 1978-81, 1988-94
 Antonio Osuna 1995-00
 Jim Leyritz 2000
 Alex Cora 2002-04
 Oscar Robles 2005-06
 Wilson Valdez 2007
 Terry Tiffee 2008
 Angel Berroa 2008
 Orlando Hudson 2009
 Ryan Theriot 2010
 Ivan DeJesus Jr. 2011-12
 Hanley Ramirez 2012-14
 Juan Castro 2016-17

14

Bud Clancy 1932
 George Kelly 1932
 Del Bissonette 1933
 Joe Hutcheson 1933
 Wally Millies 1934
 Frank Lamanske 1935
 Frank Skaff 1935
 Ox Eckhardt 1936
 Roy Spencer 1937
 Freddie Fitzsimmons 1938-43
 Chris Haughey 1943
 Rube Melton 1944
 Lee Pfund 1945
 Ferrell Anderson 1946
 Dick Whitman 1947
 Gil Hodges 1947-61
 Ken McMullen 1962
 Bill Skowron 1963
 John Werhas 1964-65, 1967
 Len Gabrielson 1967-70
 Von Joshua 1970-71,
 1973-74, 1979
 Tom Haller 1971
 Chris Cannizzaro 1972-73
 Ivan DeJesus 1974-76
 Mike Scioscia 1980-92
 Delino DeShields 1994-96
 F.P. Santangelo 2000
 Jeff Reboulet 2001-02
 Larry Barnes 2003
 Jim Lett 2004-05
 Bill Mueller 2006
 Mike Lieberthal 2007
 Pablo Ozuna 2008
 Juan Castro 2009
 Jamey Carroll 2010-11
 Mark Ellis 2012-13
 Dan Haren 2014
 Enrique Hernández 2015-

15

Dazzy Vance 1932
 Owwnie Carroll 1933-34
 Tom Baker 1935
 Bob Logan 1935
 Johnny Cooney 1936
 Max Butcher 1937
 Waite Hoyt 1938
 Vito Tamulis 1938-41
 Tom Drake 1941
 Kirby Higby 1941
 Bobby Bragan 1943-44
 Stan Andrews 1944-45

Lew Riggs 1946
 Dick Whitman 1946
 Clyde Sukeforth 1949-50
 Johnny Rutherford 1952
 Sandy Amoros 1954-57
 Irv Noren 1960
 Ed Rakow 1960
 Tim Harkness 1961-62
 Bob Miller 1963-67
 Tom Haller 1968-70
 Richie Allen 1971
 Davey Lopes 1972-81, 2011-
 Gil Reyes 1983-85, 1987-88
 Chris Gwynn 1987-91
 Dave Hansen 1992
 Tom Prince 1994-98
 Davey Johnson 1999
 Shawn Green 2000-04
 Scott Erickson 2005
 Rafael Furcal 2006-11
 Austin Barnes 2016-

16

Van Lingle Mungo 1932-41
 Billy Herman 1941-43, 1944
 Pat Ankenman 1946
 Barney Koch 1944
 Eddie Miksis 1944
 Art Herring 1944-46
 Joe Medwick 1946
 Ray Blades 1947
 Clyde King 1947-48
 Morrie Martin 1949
 Earl Mossor 1951
 Ken Lehman 1952, 1956-57
 Danny McDevitt 1957-60
 Ron Perranoski 1961-67
 Rocky Colavito 1968
 Bill Sudakis 1969-71
 Rick Monday 1977-84
 Ron Perranoski 1985-94
 Hideo Nomo 1995-98
 Mark Grudzielanek 1998
 Paul Lo Duca 1999-04
 Steve Finley 2004
 Jim Tracy 2004-05
 Andre Ethier 2006-17

17

Watty Clark 1932-33,
 1935-37
 Buzz Boyle 1933-34
 Max Butcher 1938
 Jimmy Ripple 1939
 Whitlow Wyatt 1939-44
 Tom Seats 1945
 Don Lund 1947
 Tommy Tatum 1947
 Bob Ramazzotti 1948
 Carl Erskine 1948-49,
 1950-59
 Phil Ortega 1960-64
 Hector Valle 1965
 Jim Barbieri 1966
 Nate Oliver 1967
 Hank Aguirre 1968
 Jim Bunning 1969
 Camilo Pascual 1970
 Tom Paciorek 1971-75
 Joe Simpson 1975-78
 Greg Brock 1983
 Rafael Landestoy 1983-84
 Len Matuszek 1985-87
 Rick Dempsey 1989-90
 Bob Ojeda 1991-92
 Roger McDowell 1993-94
 José PARRA 1995
 Felix Rodriguez 1995-96
 Dave Wallace 1995-97
 Juan Castro 1998-99
 Geronimo Berroa 2000

Jim Lett 2001
 Kazuhisa Ishii 2002-04
 Mitch Jones 2009
 Jason Repko 2005-09
 A.J. Ellis 2010-16
 Micah Johnson 2016
 Brandon Morrow 2017

18

Fred Heimach 1930-33
 Bert Delmas 1933
 Len Koenecke 1934-35
 Dick Siebert 1936
 Harry Eisenstat 1936-37
 Tot Pressnell 1938-40
 Steve Rachunok 1940
 Lew Riggs 1941-42
 Johnny Cooney 1943-44
 Clyde King 1944
 Vic Lombardi 1945-47
 Dick Whitman 1948-49
 Wayne Belardi 1950-51
 Jim Hughes 1952-56
 Solly Drake 1959
 Sandy Amoros 1960
 Charley Smith 1960-61
 Carroll Beringer 1962-64
 Preston Gomez 1965-68
 Bill Russell 1969-91, 1994-98
 Jim Leyritz 2000
 Tim Bogar 2001
 Jim Lett 2002-03
 José Hernandez 2004
 Paul Bako 2005
 Ramon E. Martinez 2006-07
 Hiroki Kuroda 2008-11
 Matt Treanor 2012
 Tim Federowicz 2013
 Chone Figgins 2014
 Roger Bernadina 2014
 Jose Peraza 2015
 Kenta Maeda 2016-

19

Ray Phelps 1930-32
 Chick Outen 1933
 Babe Phelps 1935-36
 Ralph Birkofer 1937
 Jim Lindsey 1937
 Ira Hutchinson 1939
 Herman Franks 1940-41
 Cliff Dapper 1942
 George Washburn 1943
 Charlie Fuchs 1944
 Ed Head 1944
 Morrie Aderholt 1945
 Joe Hatten 1946-51
 Joe Landrum 1950, 1952
 Johnny Schmitz 1951-52
Jim Gilliam 1953-78

20

Sloppy Thurston 1932-33
 Glenn Chapman 1934
 Harry Eisenstat 1935
 Zack Taylor 1935-36
 Tom Baker 1937
 Ernie Koy 1938-40
 Wes Flowers 1940
 Larry French 1941-42
 Kemp Wicker 1941
 Al Glossop 1943
 Tommy Warren 1944
 Ralph Branca 1946-47
 Phil Haugstad 1947-48, 1951
 Elmer Sexauer 1948
 Rip Repulski 1959-60
 Dick Farrell 1961
 Willard Hunter 1962
 Daryl Spencer 1962
 Dick Scott 1963

Al Ferrara 1963, 1965
Don Sutton . . . 1966-80, 1988
 Candy Maldonado..... 1982-85
 Ed Amelung..... 1984, 1986
 Larry See..... 1986
 Mike Davis..... 1989
 Brian Traxler..... 1990
 Darren Holmes..... 1990
 Mitch Webster..... 1991-95
 Mike Blowers..... 1996
 Darren Lewis..... 1997

21

Joe Shaute..... 1932-33
 Phil Page..... 1934
 Buster Mills..... 1935
 Dazzy Vance..... 1935
 Sid Gautreaux..... 1936
 Bill Posedel..... 1938
 Al Todd..... 1939
 Wes Ferrell..... 1940
 Lou Fette..... 1940
 Lee Grissom..... 1940-41
 Newt Kimball..... 1941-43
 Luis Olmo..... 1943-45
 Art Herring..... 1946
 Spider Jorgensen..... 1947-50
 Clyde King..... 1947
 Tim Thompson..... 1954
 Rocky Nelson..... 1956
 Bill Harris..... 1957, 1959
 Ed Rakow..... 1960
 Andy Carey..... 1962
 Nate Smith..... 1962
 Jim Brewer..... 1964-75
 Ed Goodson..... 1976-77
 Jay Johnstone..... 1980-82, 1985
 Ricky Wright..... 1982-83
 Tony Brewer..... 1984
 Bob Bailor..... 1984-85
 Tito Landrum..... 1987
 Reggie Williams..... 1987
 Tracy Woodson..... 1988-89
 Hubie Brooks..... 1990
 Greg Smith..... 1991
 Eric Young..... 1992, 1998-99
 Rafael Bournigal..... 1992-95
 Roberto Kelly..... 1995
 Billy Ashley..... 1996-97
 Greg Gagne..... 1997
 Henry Blanco..... 1998
 Chad Kreuter..... 2000-02
 Jeremy Burnitz..... 2003
 Milton Bradley..... 2004-05
 Ricky Ledee..... 2006
 Marlon Anderson..... 2006-07
 Esteban Loaiza..... 2008
 Mark Sweeney..... 2007-08
 Randy Wolf..... 2009
 Tony Abreu..... 2009
 Jon Garland..... 2009, 2011
 Nick Green..... 2010
 Scott Podsednik..... 2010
 Juan Rivera..... 2012
 Zack Greinke..... 2013-15
 Trayce Thompson..... 2016-17
 Yu Darvish..... 2017

22

Jack Quinn..... 1932
 Rosy Ryan..... 1933
 Ray Berres..... 1934
 Curly Onis..... 1935
 Vince Sherlock..... 1935
 Tom Baker..... 1936
 Roy Henshaw..... 1937
 Buddy Hassett..... 1938
 Lindsey Deal..... 1939
 Red Evans..... 1939
 Ben Tincup..... 1940

Johnny Allen..... 1941-43
 Bob Chipman..... 1943
 Gene Hermanski..... 1943, 46-51
 Bill Lohrman..... 1943-44
 Ray Hathaway..... 1945
 Andy Pafko..... 1951
 Billy Herman..... 1952-57
 Johnny Podres..... 1958-66
 Danny Ozark..... 1967
 Jim Grant..... 1968
 Paul Popovich..... 1969
 Bill Buckner..... 1971-76
 Jeff Leonard..... 1977
 Mark Bradley..... 1981-82
 Dave Sax..... 1983
 Franklin Stubbs..... 1984-89
 Don Aase..... 1990
 Brett Butler..... 1991-97
 Chad Fonville..... 1995
 Dick Schofield..... 1995
 Thomas Howard..... 1998
 Devon White..... 1999-00
 Jack Clark..... 2001-03
 George Hendrick..... 2003
 Edwin Jackson..... 2004
 Jose Cruz Jr..... 2005-06
 Toby Hall..... 2006
 Grady Little..... 2007
 Mark Sweeney..... 2008
 Clayton Kershaw..... 2008-

23

Charlie Perkins..... 1934
 Johnny McCarthy..... 1935
 George Jeffcoat..... 1936-37
 Wayne LeMaster..... 1938
 Chris Hartje..... 1939
 Ed Head..... 1940, 1942-43,
 1946
 Cy Baker..... 1945
 Dan Bankhead..... 1947
 George Dockins..... 1947
 Johnny Hall..... 1948
 Pat McGlothin..... 1949-50
 Clyde King..... 1951-52
 Erv Palica..... 1953
 Don Zimmer..... 1954-59, 1963
 Ed Palmquist..... 1960-61
 Gordie Windhorn..... 1961
 Marv Breeding..... 1963
 Claude Osteen..... 1965-73
 Jim Wynn..... 1974-75
 Teddy Martinez..... 1977-79
 Dave Sax..... 1982
 Steve Sax..... 1982
 R.J. Reynolds..... 1983-85
 Enos Cabell..... 1985-86
 Tim Leary..... 1987
 Kirk Gibson..... 1988-90
 Eric Karros..... 1991-02
 Robin Ventura..... 2003-04
 Derek Lowe..... 2005-08
 Casey Blake..... 2009-11
 Adrián González..... 2012-17

24

Cy Moore..... 1932
 Art Jones..... 1932
 Jimmy Jordan..... 1933
 Watty Clark..... 1934
 Bobby Reiss..... 1935
 Randy Moore..... 1936
 Jake Daniel..... 1937
 Buck Marrow..... 1937-38
 John Chambers..... 1938
 Lee Rogers..... 1938
 Bill Crouch..... 1939
 Al Hollingsworth..... 1939
 Joe Gallagher..... 1940
 Tommy Tatum..... 1941

Paul Waner..... 1941
 Augie Galan..... 1941-46
 Bobby Bragan..... 1947-48
 Hank Edwards..... 1951
Walter Alston . . . 1954-76

25

Max Rosenfeld..... 1932
 Les Munns..... 1934-35
 Ed Brandt..... 1936
 Johnny Cooney..... 1937
 Kiki Cuyler..... 1938
 Hugh Casey..... 1939-42
 Wes Flowers..... 1944
 Don Lund..... 1945
 Otho Nitcholas..... 1945
 Hugh Casey..... 1946-48
 Chris Van Cuyk..... 1950-52
 Bob Milliken..... 1953-54
 Frank Howard..... 1958-64
 Wes Covington..... 1966
 Jim Campanis..... 1967-68
 Joe Moeller..... 1969-71
 Tommy John..... 1972-78
 Ted Power..... 1981-82
 German Rivera..... 1983-84
 Mariano Duncan..... 1985-87,
 1989-
 Darren Fletcher..... 1989-90
 Dennis Cook..... 1990-91
 Mike Piazza..... 1992
 Tim Wallach..... 1993, 2004-
 Mike Busch..... 1995-97
 Juan Castro..... 1997
 Bobby Bonilla..... 1998
 Dave Hansen . . . 1999-02, 2011-12
 Jim Riggleman..... 2003
 Rickey Henderson..... 2003
 Mike Edwards..... 2005
 Sandy Alomar, Jr..... 2006
 Mariano Duncan..... 2006-07
 Esteban Loaiza..... 2007
 Andruw Jones..... 2008
 Jim Thome..... 2009
 Mariano Duncan..... 2009-10
 Carl Crawford..... 2013
 Mark McGwire..... 2014-15
 Will Venable..... 2016
 Rob Segedin..... 2016-

26

Johnny Babich..... 1934-35
 Ray Lucas..... 1934
 Fred Frankhouse..... 1936
 Heinie Manush..... 1937-38
 Merv Shea..... 1938
 Bill Crouch..... 1939
 Lyn Lary..... 1939
 Curt Davis..... 1940-46
 Carl Doyle..... 1940
 Rex Barney..... 1946-50
 Fred Kipp..... 1957-59
 Willie Davis..... 1960
 Derrell Griffith..... 1963-66
 Gene Michael..... 1967
 Paul Popovich..... 1968
 Red Adams..... 1969-80
 Alejandro Peña..... 1981-89
 Pat Perry..... 1990
 Henry Rodriguez..... 1992-93
 Carlos Hernandez..... 1994-96
 Eric Young..... 1997
 Eddie Williams..... 1997
 Charles Johnson..... 1998
 Rick Dempsey..... 1999-00
 Brian Johnson..... 2001
 Hiram Bocachica..... 2002
 Wilkin Ruan..... 2002-03
 Antonio Perez..... 2004-05
 Jae Seo..... 2006
 Toby Hall..... 2006

Einar Diaz..... 2006
 Luis Gonzalez..... 2007
 Gary Bennett..... 2008
 Doug Mientkiewicz..... 2009
 Octavio Dotel..... 2010
 Tim Wallach..... 2011-13
 Alex Castellanos..... 2013
 Tim Federowicz..... 2014
 Sergio Santos..... 2015
 Chase Utley..... 2015-17

27

Dutch Leonard..... 1933-36
 Ben Cantwell..... 1937
 Eddie Morgan..... 1937
 Goody Rosen..... 1938-39
 Tony Guilianni..... 1940
 Pete Reiser..... 1941-42, 1946,
 1960-64
 Dee Moore..... 1943
 Fritz Ostermueller..... 1943-44
 Claude Crocker..... 1944-45
 Eddie Basinski..... 1945
 Ray Blades..... 1947-48
 Milt Stock..... 1949-50
 Cookie Lavagetto..... 1951-53
 Tommy Lasorda..... 1954-55
 Pete Wojey..... 1954
 Bob Borkowski..... 1955
 Don Demeter..... 1956, 1958
 Jim Gentile..... 1958
 Phil Regan..... 1966-68
 Willie Crawford..... 1969-75
 Elias Sosa..... 1976-77
 Joe Beckwith..... 1979-83
 Carlos Diaz..... 1984-86
 Mike Sharperson..... 1987-93
 Jerry Brooks..... 1993
 Roger Cedeno..... 1995-96
 Todd Zeile..... 1997-98
 Manuel Barrios..... 1998
 Kevin Brown..... 1999-03
 Jose Lima..... 2004
 D.J. Houlton..... 2005
 James Loney..... 2006
 Matt Kemp..... 2006-14
 Justin Ruggiano..... 2015
 George Lombard..... 2016-

28

Ray Benge..... 1933-35
 Eddie Wilson..... 1937
 Bert Haas..... 1938
 Merv Shea..... 1938
 Fred Singleton..... 1939
 Tex Carleton..... 1940
 Mace Brown..... 1941
 Max Macon..... 1942-43
 Hal Gregg..... 1943-47
 Preacher Roe..... 1948-54
 Ralph Branca..... 1956
 Chuck Templeton..... 1956
 Bob Aspromonte..... 1956,
 1960-61
 Nick Willhite..... 1963
 Mike G. Marshall..... 1974-76
 Wes Parker..... 1964-72
 Pedro Guerrero..... 1980-88
 Dave Hansen..... 1989
 Lenny Harris..... 1989
 Kal Daniels..... 1989-92
 Rafael Bournigal..... 1992-95
 Cory Snyder..... 1993-94
 Todd Hollandsworth 1995-2000
 Tom Goodwin..... 2000-01
 Jim Riggleman..... 2002
 Tyler Houston..... 2002
 Fred McGriff..... 2003
 Jayson Werth..... 2004-06
 Andy LaRoche..... 2007
 Shea Hillenbrand..... 2007
 Andy LaRoche..... 2008

Danny Ardoin 2008
 Eric Milton 2009
 Rod Barajas 2010-11
 Jamey Wright 2012, 2014
 Justin Sellers 2013
 Chris Heisey 2015
 Bud Norris 2016
 Franklin Gutierrez 2017

29

Art Herring 1934
 Harvey Green 1935
 Tom Winsett 1937-38
 Mel Almada 1939
 Jimmy Wasdell 1940-41
 Ed Albosta 1941
 Clyde King 1945
 Hank Behrman 1946-48
 Carl Furillo 1946
 Gene Mauch 1948
 Don Thompson 1951,
 1953-54
 Tommy Holmes 1952
 Tommy Lasorda 1954
 Pete Wojey 1955
 Ralph Mauriello 1958
 Stan Williams 1958-62
 Jim Baxes 1959
 Chuck Essegian 1959-60
 Nate Oliver 1963-66
 John Duffie 1967
 Jack Jenkins 1969
 Jose Peña 1970-72
 Greg Heydeman 1973
 Mike Garman 1977-78
 Gerald Hannahs 1978-79
 Don Stanhouse 1980
 Ron Perranoski 1981-84
 Alex Trevino 1986-87
 Ricky Horton 1988-89
 Lenny Harris 1989-93
 Tim Wallach 1994-96
 Milt Thompson 1996
 Eric Anthony 1997
 Matt Luke 1998
 Adrian Beltre 1998-2004
 Tim Wallach 2005
 Mariano Duncan 2006
 James Loney 2006
 Jason Schmidt 2007-09
 Ted Lilly 2010-13
 Tim Wallach 2013-15
 Scott Kazmir 2016-17

30

Boom Boom Beck 1933-34
 Bob Barr 1935
 Max Butcher 1936
 Gib Brack 1937-38
 Tuck Stainback 1938-39
 Roy Cullenbine 1940
 Red Corriden 1941-46
 Al Gionfriddo 1947
 Dwain Sloat 1948
 Billy Loes 1952-56
 Bob Lillis 1958-59
 Maury Wills 1959-66,
 1969-72
 Cleo James 1968
 Derral Thomas 1980-83
 John Tudor 1988-89
 Jose Offerman 1990-95
 Wilton Guerrero 1996-98
 Mark Grudzielanek 1998
 Craig Counsell 1999
 Brent Cookson 1999
 Gregg Olson 2000-01
 James Baldwin 2001
 Dave Roberts 2002-04
 Brad Penny 2004
 John Shelby 2005

Dioner Navarro 2006, 2011
 Mark Hendrickson 2006-07
 Casey Blake 2008
 Jamie Hoffmann 2009
 Xavier Paul 2010
 Jerry Sands 2012
 Edinson Volquez 2013
 Miguel Olivo 2014
 Darwin Barney 2014
 Scott Baker 2015
 Scott Schebler 2015
 Dave Roberts 2016-

31

Casey Stengel 1932-36,
 1949-50
 Eddie Wilson 1936
 Andy High 1937-38
 Bill Killefer 1939
 Gene Moore 1940
 Alex Kampouris 1941
 Les Webber 1942-45
 Eddie Basinski 1945
 Dick Whitman 1946
 Jake Pitter 1947-57
 Greg Mulleavy 1958-60,
 1962-64
 Don LeJohn 1965
 Jim Campanis 1966
 Ted Savage 1968
 Bill Sudakis 1968
 Al McBean 1969-70
 Gary Moore 1970
 Hoyt Wilhelm 1971-72
 Doug Rau 1972-79
 Jorge Orta 1982
 Jack Fimple 1983-84, 1986
 Ed Vande Berg 1986
 Jim Poole 1990
 John Shelby 1987-1990,
 1998-04
 Jim Neidlinger 1990
 Roger McDowell 1991-92
 Mike Piazza 1993-98
 Brad Penny 2005-08
 James McDonald 2009-10
 Jay Gibbons 2010-11
 Tim Federowicz 2011
 Brandon League 2012-13
 Drew Butera 2013-14
 Joc Pederson 2015-

32

Otto Miller 1932-36
 Jesse Haines 1938
 Art Parks 1939
 Boots Poffenberger 1939
 Lee Grissom 1940
 Jimmy Ripple 1940
 Lee Grissom 1941
 Johnny Rizzo 1942
 Ray Hayworth 1944-45
 Rube Melton 1943
 Babe Herman 1945
 Les Webber 1945-46
 Joe Tepsic 1946
 Willie Ramsdell 1948
 Cal Abrams 1949-52
 Rocky Nelson 1952
 Bill Antonello 1953-55

Sandy Koufax 1955-66

33

Max Carey 1932-33
 Burlleigh Grimes 1937
 Ernie Koy 1938
 Newt Kimball 1940
 Don Ross 1940
 Mace Brown 1941
 Chet Kehn 1942
 Pat Ankenman 1943

Frenchy Bordagaray 1944-45
 Don Padgett 1946
 Tommy Brown 1947
 Roy Campanella 1948
 Willie Ramsdell 1950
 Jim Romano 1951
 Ted Lyons 1954
 Joe Becker 1958-64
 Steve Bilko 1958
 Danny Ozark 1965-66,
 1969-71, 1980-82
 Ron Hunt 1967
 Vic Davalillo 1977-80
 Sid Bream 1983-85
 Jeff Hamilton 1986-1988
 Eddie Murray 1989-91, 1997,
 2006-
 Eric Davis 1992-93
 Garey Ingram 1994-95
 Glenn Gregson 1998
 Carlos Perez 1998-00
 Hiram Bocachica 2001
 Brian Jordan 2002-03
 Jason Grabowski 2004
 Ricky Ledee 2005-06
 David Wells 2007
 Blake DeWitt 2008-10
 Juan Castro 2010
 Marcus Thames 2011
 Juan Rivera 2011
 Ramon Hernandez 2013
 Scott Van Slyke 2012-17
 Tony Watson 2017

34

Tom Zachary 1934-36
 Hank Winston 1936
 Waite Hoyt 1937
 Elmer Klumpp 1937
 Charlie Gilbert 1940
 Pete Reiser 1940
 Roy Jarvis 1944
 Cal McLish 1944
 Fats Dantonio 1944-45
 Clyde Sukeforth 1945
 Hank Behrman 1946
 Eddie Miksis 1946-51
 Jean Pierre Roy 1946
 Wayne Terwilliger 1951
 Russ Meyer 1953-55
 Bob Aspromonte 1956
 Norm Sherry 1959-62
 Dick Calmus 1963
 Tom Hutton 1966, 1969
 Luis Alcaraz 1968
 Bobby Darwin 1969
 Ray Lamb 1970
 Lee Lacy 1972-78
 Lance Rautzhan 1977-79
 Ken Brett 1979
 Fernando Valenzuela 1980-90

35

Rosy Ryan 1933
 Babe Ruth 1938
 Don Ross 1941
 Clyde Sukeforth 1943-44
 Goody Rosen 1945-46
 Cal McLish 1946
 Marv Rackley 1947-49
 Mal Mallette 1950
 Pete Wojey 1954
 Sal Maglie 1956-57
 Larry Sherry 1958
 John Klippstein 1958-59
 Doug Camilli 1960-64
 John Purdin 1965, 1968-69
 Jim Hickman 1967
 Fred Norman 1970
 Bobby Darwin 1971
 Bruce Ellingsen 1972

Dennis Lewallyn 1975-79
 Bob Welch 1978-87
 Glenn Hoffman 1987, 1998-05
 William Brennan 1988
 Ben Hines 1988-89
 Jim Gott 1990-94
 Dave Clark 1996
 Rick Gorecki 1997
 Wayne Kirby 1997
 Greg McMichael 1998
 Brett Tomko 2006-07
 Mariano Duncan 2007, 2009
 Ramon Ortiz 2010
 Jack Taschner 2010
 John Lindsey 2010
 Jamie Hoffmann 2011
 Chris Capuano 2012-13
 James Romak 2014
 Kevin Correia 2014
 Brett Anderson 2015-16
 Cody Bellinger 2017-

36

Casey Stengel 1936
 Dykes Potter 1938
 Max Macon 1940
 Frenchy Bordagaray 1943
 Ed Stevens 1946-47
 Preston Ward 1948
 Chuck Connors 1949
 Don Newcombe 1949-51,
 1954-58
 Steve Bilko 1958
 Roy Gleason 1963
 Lefty Phillips 1965-68
 Gary Moore 1970
 Frank Robinson 1972
 Rick Rhoden 1974-78
 Pepe Frias 1980-81
 Steve Shirley 1982
 Jose Gonzalez 1985, 1988
 Matt Young 1987
 Jim Gott 1990
 Mike Morgan 1989-91
 Todd Benzinger 1992
 Ricky Trilock 1993
 Todd Williams 1995
 Noe Munoz 1995
 Scott Radinsky 1996-98
 Robinson Checo 1999
 Angel Peña 1999, 2001
 Omar Daal 2002
 Daryle Ward 2003
 Edwin Jackson 2003
 Jeff Weaver 2004-05
 Lance Carter 2006
 Greg Maddux 2006, 2008
 Roberto Hernandez 2007
 Lance Ardoin 2008
 Jeff Weaver 2009-10
 Blake Hawksworth 2011
 Matt Magill 2013-14
 Adam Liberatore 2015-

37

Frenchy Bordagaray 1942
 Rube Melton 1946-47
 Johnny Van Cuyk 1948-49
 Jim Russell 1950-51
 Ed Roebuck 1955-58, 1960-63
 Babe Birrer 1958
 Gene Snyder 1959
 Nick Willite 1964
 Mike Kekich 1965, 1968
 Dick Egan 1967
 Mike Strahler 1970-72
 Henry Cruz 1975-76
 Hank Webb 1977
 Bobby Castillo 1980-81, 1985
 Ben Hines 1985-86, 1990-93
 Mike Davis 1988

Darren Dreifort 1994-2005
 Rich Donnelly 2006-07
 Tanyon Sturtze 2008
 Charlie Haeger 2009
 Carlos Monasterios 2010
 Lance Cormier 2011
 Dana Eveland 2011
 Elian Herrera 2012-13
 Mike Baxter 2014
 Brandon Beachy 2015
 Mike Freeman 2017
 Charlie Culberson 2017

38

Tony Giuliani 1941
 Chink Zachary 1944
 Bob Ramazzotti 1946
 Paul Minner 1946, 1948-49
 Billy Loes 1950
 Dick Williams 1951-54, 1956
 Bob Darnell 1954, 1956
 Jim Gentile 1956
 Ron Negray 1958
 Roger Craig 1959-61
 Joe Moeller 1962, 1964,
 1966-68

Jack Billingham 1968
 Bill Buckner 1969
 Sandy Vance 1970-71
 Geoff Zahn 1973-75
 Lance Rautzhan 1978-79
 Dave Goltz 1980-82
 Pat Zachry 1983-84
 Michael J. Ramsey 1985
 Craig Shipley 1986-87
 Jose Gonzalez 1989-91
 Steve Wilson 1991-92
 Todd Worrell 1993-97
 Dave Mlicki 1998-99
 Claude Osteen 1999-00
 Eric Gagné 2001-06
 Rudy Seanez 2007
 Ramon Troncoso 2008-11
 Shawn Tolleson 2012-13
 Brandon McCarthy 2015-

39

John Corriden 1946
 Ed Chandler 1947
Roy Campanella 1948-57
 Ken Rowe 1963
 Howie Reed 1964-66

40

George Dockins 1947
 Don Lund 1947
 Clyde Sukeforth 1947
 Erv Palica 1948
 Bud Podbielan 1949-52
 Walt Moryn 1954-55
 Roger Craig 1955-58
 Stan Williams 1958-62
 Bill Singer 1964-71
 Rex Hudson 1974
 Brad Gulden 1978
 Ron Roenicke 1982-83
 Rick Honeycutt 1983-87
 Mike Devereaux 1987-88,
 1998
 Billy Bean 1989
 Barry Lyons 1990-91
 Henry Rodriguez 1994-95
 Willie Banks 1995
 Rick Parker 1995-96
 Matt Luke 1998
 Onan Masaoka 2000
 Mike Trombley 2001-02
 David Ross 2002
 Steve Schmol 2005
 Rick Honeycutt 2006-

41

Harry Taylor 1947-48
 Clem Labine 1950-60
 Jim Golden 1960-61
 Jack Smith 1962
 Larry Miller 1964
 Lou Johnson 1965-67
 Ted Sizemore 1969-70
 Steve Yeager 1972
 Greg Shanahan 1973-74
 Bobby Castillo 1977-79
 Jerry Reuss 1979-87
 Brad Havens 1987-88
 Carlos Hernandez 1990-94
 Reggie Williams 1995
 John Cummings 1995-96
 Tripp Cromer 1997-98
 Jeff Shaw 1998-01
 Odalis Perez 2002
 Joe Thurston 2002
 Chad Hermansen 2003
 Brad Penny 2004
 Mike Venafro 2004
 Dioner Navarro 2005-06
 Aaron Sele 2006
 Chin-hui Tsao 2007
 Jeff Pentland 2008-11
 Rudy De La Rosa 2011-12
 Peter Moylan 2013
 Clint Robinson 2014
 Chris Hatcher 2015-17

42

George Jeffcoat 1939
Jackie Robinson 1947-56
 Ray Lamb 1969

43

Johnny Van Cuyk 1947
 Dan Bankhead 1950-51
 Don Hoak 1954-55
 Charlie Neal 1956-61
 Willie Crawford 1964-66, 1968
 Tom Hutton 1966, 1969
 John Miller 1969
 John Hale 1974-77
 Rick Sutcliffe 1978-81
 Jose Morales 1982-84
 Ken Howell 1984-88
 Dave Hansen 1990-91
 Kaul Mondesi 1993-99
 Reuben Elster 2000
 Andy Ashby 2001-03
 Juan Encarnacion 2004
 Yhency Brazoban 2004-08
 Will Ohman 2009
 Randy Wolf 2009
 Ken Howell 2010-13
 Brandon League 2013-15
 Luis Avilan 2015-17

44

Gene Mauch 1948
 Sam Narron 1950
 Johnny Roseboro 1959
 Dick Tracewski 1962-65
 Alan Foster 1967-70
 Al Downing 1971-77
 Ron Washington 1977
 Mickey Hatcher 1979-80
 Ken Landreaux 1981-87
 Jose Vizciano 1989-90
 Darryl Strawberry 1991-93
 Mark Guthrie 1996-98
 Rick Down 1999-00
 Phil Hiatt 2001
 Paul Shuey 2002-04
 Jon Debus 2005
 Takashi Saito 2006-08
 A.J. Ellis 2009
 Vicente Padilla 2009-11

Aaron Harang 2012-13
 Chris Withrow 2013-15
 Chin-hui Tsao 2015
 Rich Hill 2016-

45

Johnny Hall 1948
 Ray Moore 1952
 Johnny Podres 1953-55,
 1957
 Don Miles 1958
 Art Fowler 1959
 Pete Richert 1962-63
 Nick Willhite 1965-66
 Ken Boyer 1968-69
 Jerry Stephenson 1970
 Stan Wall 1974-77
 Jim Lefebvre 1978-79
 Jack Perconte 1980-81
 Terry Whitfield 1984-86
 Chris Gwynn 1989
 Mike Huff 1989
 Kevin Gross 1991
 Pedro Martinez 1992-93
 Al Osuna 1994
 Jose Parra 1995
 Jim Bruske 1995-96
 Roger Cedeño 1997-98
 Jeff Kubenka 1999
 Adam Melhuse 2000
 Mike Metcalfe 2000
 Jeff Branson 2000
 Jose Nuñez 2001
 Dennis Springer 2001
 Terry Mulholland 2001-02
 Odalis Perez 2002-06
 Elmer Dessens 2006
 Scott Proctor 2007-08
 Brent Leach 2009
 Justin Miller 2010
 Trey Hillman 2011-13
 Carlos Triunfel 2014
 Joe Wieland 2015
 Chris Woodward 2016-

46

Ben Wade 1952-54
 Don Bessent 1955-58
 Pete Mikkelsen 1969-72
 Juan Marichal 1975
 Burt Hooton 1975-84
 Ralph Bryant 1985-87
 Jim Gott 1990
 Mike Hartley 1989-91
 Kevin Gross 1992-94
 Rick Parker 1995
 Randy Tapani 1995
 Rob Murphy 1995
 Jim Bruske 1995-96
 Nelson Liriano 1997
 Jim Bruske 1998
 Gary Rath 1998
 Doug Wilkins 1999
 Rick Bochtler 1999
 Trevor Miller 2000
 Hiram Bocachica 2000-01
 Bruce Aven 2001
 Paul Quantrill 2002-03
 Rodney Myers 2004
 Elmer Dessens 2004-05
 Dave Jauss 2006-07
 Bob Schaefer 2008-10
 Russ Mitchell 2011
 Josh Wall 2012-13
 Mike Bolsinger 2015-16
 Josh Fields 2016-

47

George Pfister 1952
 Vicente Romo 1968
 Andy Messersmith 1973-75,

1979
 Candy Maldonado 1981
 Greg Brock 1982
 Larry White 1983-84
 Jose Gonzalez 1985-87
 Jesse Orosco 1988, 2001-02
 Tom Goodwin 1991-93
 Gary Wayne 1994
 Jesus Martinez 1996
 Trenidad Hubbard 1998-99
 Shawn Gilbert 2000
 Bruce Aven 2000-01
 Wilson Alvarez 2003-05
 Tim Hamulack 2006
 Chad Moeller 2007
 Jerry Stephenson 2008-09
 Jerry Sands 2011
 Luis Cruz 2012-13
 Ricky Nolasco 2013
 Paul Maholm 2014
 Howie Kendrick 2015-16
 Trayce Thompson 2017

48

Andy Pafko 1952
 Ray Moore 1953
 Carmen Mauro 1953
 Glen Mickens 1953
 Karl Spooner 1955
 Jim Fairey 1973
 Doyle Alexander 1971
 Rick Sutcliffe 1976
 Dave Stewart 1978, 1981-83
 Dennis Powell 1985-86
 Ramon Martinez 1988-98
 Jacob Brumfield 1999
 Eric Gagné 1999-00
 Jim Colborn 2001-05
 Dan Warthen 2006-07
 Justin Miller 2008-09
 Russ Ortiz 2010
 John Ely 2010, 2012
 Javy Guerra 2013
 Nick Buss 2013
 Nick Tepesch 2016
 Zach Walters 2016
 Brock Stewart 2016-

49

John Corriden 1946
 Joe Black 1952-55
 Chuck Templeton 1956
 Bob Kennedy 1957
 Rene Valdes 1957
 Jose Peña 1970
 Charles Hough 1970-80,
 1998-99
 Tom Niedenfuer 1981-87
 Tim Belcher 1987-91
 Tom Candiotti 1992-97
 Frank Lankford 1998
 Gary Rath 1998
 Matt Herges 1999-01
 Bryan Corey 2002
 Luke Allen 2002
 Bubba Crosby 2003
 Scott Mullen 2003
 Joe Thurston 2003-04
 Cody Ross 2005
 Willy Aybar 2005-06
 Delwyn Young 2006
 Brian Falkenberg 2008
 Claudio Vargas 2009
 Travis Schlichting 2009
 A.J. Ellis 2008-09
 Charlie Haeger 2010
 Travis Schlichting 2010
 Trent Oeltgen 2010-12
 Alex Castellanos 2012-13
 Carlos Marmol 2013
 Tim Hyers 2016-17

50	
Don Elston	1957
Dick Smith	1965
Bob O'Brien	1971
Eddie Solomon	1973-75
Ron Roenicke	1981
Jay Howell	1988-92
Steve Wilson	1993
Felix Rodriguez	1995
Antonio Osuna	1995
Mike Harkey	1997
Brad Clontz	1998
Will Brunson	1998
Pedro Borbon	1999
Chris Donnels	2000-01
Jolbert Cabrera	2002
Steve Colyer	2003
Duaner Sanchez	2004-05
Joel Guzman	2006
Eric Stults	2006-09
Jon Link	2010
Nathan Eovaldi	2011-12
Randy Choate	2012
Chuck Crim	2013-15
Casey Fien	2016
Brett Eibner	2017

51	
Bert Hamric	1955
Larry Sherry	1958-63
Jeff Leonard	1977
Terry Forster	1978-82
Lemmie Miller	1984-85
Reggie Williams	1985-86
Brian Holton	1985-88
Jeff Fischer	1989
Dave Walsh	1990
Terry Wells	1990
Joey Eischen	1995-96
Adam Riggs	1997
Mel Rojas	1999
Mike Maddux	1999
Terry Adams	2000-01
Robert Ellis	2002
Tom Martin	2003-04
Jonathan Broxton	2005-11
Ronald Belisario	2012-13
Red Patterson	2014
Zach Lee	2015
Brock Stewart	2016
Carlos Ruiz	2016

52	
Preston Ward	1948
Carroll Beringer	1965-72
Tommy Lasorda	1973-76
Myron White	1978
Steve Sax	1981
Cecil Espy	1983
Bill Madlock	1985
Balvino Galvez	1986
Tim Crews	1987-92
John DeSilva	1993
Brian Barnes	1994
Greg Hansell	1995
Mark Guthrie	1995
Darren Hall	1996-98
Adam Riggs	1997
Jamie Arnold	1999-00
Al Reyes	2000-01
Chin-Feng Chen	2002-04
Brian Myrow	2005
Randy Wolf	2007
James McDonald	2008-09
George Sherrill	2009-10
Josh Lindblom	2011-12
Tim Federowicz	2012
John Valentin	2013
Pedro Báez	2014-

53	
Don Drysdale	1956-69
Tom Paciorek	1970

54	
Dixie Howell	1955-56
Bob Giallombardo	1958
Carl Warwick	1961
Bart Shirley	1964, 1968
Monty Basgall	1973-86
Tim Leary	1988-89
Mike Maddux	1990
Jim Poole	1990
John Candelaria	1991-92
Omar Daal	1993-95
Henry Blanco	1997
Chance Sanford	1999
Trey Williams	1999-02
Joy Brohawn	2003
Jose Flores	2004
Mike Rose	2005
Cody Ross	2006
Giovanni Carrara	2006
D.J. Houlton	2007
Clayton Kershaw	2008
Jason Johnson	2008
Ronald Belisario	2009-10, '13
Javy Guerra	2011-12
Chris Perez	2014
David Huff	2015
Jim Johnson	2015
Josh Bard	2016
Sergio Romo	2017
Tony Cingrani	2017

55	
Jackie Collum	1957-58
Ron Fairly	1958
Sergio Robles	1976
Orel Hershisier	1983-94, 2000
Wayne Kirby	1996
Rick Gorecki	1997
Onan Masaoka	1999
Giovanni Carrara	2001-02, 2004-05
Alfredo Gonzalez	2003
Koyie Hill	2003
Russell Martin	2006-10
Matt Guerrier	2011-13
Skip Schumaker	2013
Roberto Hernandez	2014
Mat Latos	2015
Joe Blanton	2016

56	
Roy Campanella	1948
Rafael Landestoy	1977
Dave Patterson	1979
Rich Rodas	1983-84
Mike Munoz	1989-90
Mike Christopher	1991
Pedro Astacio	1992-97
Garey Ingram	1997
Eric Weaver	1998
Robinson Checo	1999
Mike Fetters	2000-01
Dennis Springer	2001-02
Jim Riggelman	2003-04
Derek Thompson	2005
Hong-Chih Kuo	2005-11
Michael Antonini	2012
Joe Blanton	2012
J.P. Howell	2013-16
Josh Bard	2017

57	
Rafael Landestoy	1977
Pedro Guerrero	1978-80
Steve Howe	1980-85
Stu Pederson	1985

Shawn Hillegas	1987-88
John Wetteland	1989-91
Kip Gross	1992-93
Rod Nichols	1993
Rudy Seanez	1994-95
Dennis Reyes	1997-98
Brian Bohanan	1998
Luke Prokepec	2000-01
Victor Alvarez	2002-03
Scott Stewart	2004
Franquelis Osoria	2005-06
Eric Hull	2007
Luis Maza	2008
Scott Elbert	2008-14
Alex Wood	2015-

58	
Joe Pignatano	1957-60
Mark Cresse	1974-98
Sean Maloney	1998
Kevin Beirne	2002
Rodney Myers	2003
Brian Falkenberg	2004
Edwin Jackson	2005
Chad Billingsley	2006-14
Ian Thomas	2015
Jesse Chavez	2016
Edward Paredes	2017-

59	
Steve Shirley	1982
Ray Searage	1989-90
Ismael Valdes	1994-00
McKay Christensen	2001
Guillermo Mota	2002-04, 2009
Kelly Wunsch	2005
Travis Schlichting	2010
Stephen Fife	2012-14
Eric Surkamp	2015
Ronald Torreyes	2015
Chin-hui Tsao	2016
Fabio Castillo	2017

60	
John DeSilva	1993
Eddie Pye	1994
Juan Castro	1995-96
Mike Judd	1997-00
Masao Kida	2003-04
Chin-lung Hu	2007-10
Todd Coffey	2012
Jose Dominguez	2013-14
Andrew Toles	2016-

61	
Earl Robinson	1958
Chan Ho Park	1994-2001, 2008
Josh Beckett	2012-14
Alex Verdugo	2017-

62	
Oreste Marrero	1996
Mike Metcalfe	1998
Joel Peralta	2015
Wilmer Font	2017-

63	
Angel Peña	1998-99
Jonathan Meloan	2007
Yimi Garcia	2014-

64	
Jerry Brooks	1993
Paul Lo Duca	1998
Brian Falkenberg	2004
Daniel Coulombe	2014-15
Walker Buehler	2017-

65	
Jose Parra	1995
Joc Pederson	2014

Austin Barnes	2015-16
Kyle Farmer	2017-

66	
Todd Williams	1995
Paul Konerko	1997
Norihiro Nakamura	2005
Mike MacDougal	2011-12
Yasiel Puig	2013-

67	
Will Brunson	1998
Jeff Kubenka	1998-99
Louis Coleman	2016
O'Koyea Dickson	2017

68	
Ron Roenicke	1992-93
Ross Stripling	2016-

70	
Damon Hollins	1998
Onan Masaoka	1999
Tim Lcastro	2017

71	
Josh Ravin	2015-17

72	
Miguel Rojas	2014

74	
Kenley Jansen	2010-

75	
Alan Mills	1999-00
Paco Rodriguez	2012-15
Grant Dayton	2016-17

76	
Duaner Sanchez	2004
Matt West	2015

77	
Joe Medwick	1940-41
Charlie Dressen	1940
Carlos Frias	2014-16

87	
Jose De Leon	2016

97	
Joe Beimel	2006-08

98	
Onelki Garcia	2013

99	
Manny Ramirez	2008-10
Hyun-jin Ryu	2013-

ALL-TIME LOS ANGELES DODGER TRADES

1958

- June 15 Acquired Steve Bilko (1B) and Johnny Klippstein (P) from the Cincinnati Reds for Don Newcombe (P)
- Aug 4 Sold Randy Jackson (3B) to the Cleveland Indians
- Dec 4 Acquired Wally Moon (OF) and Phil Paine (P) from the St. Louis Cardinals for Gino Cimoli (OF)
- Dec 23 Acquired Rip Repulski (OF), Jim Golden (P) and Gene Snyder (P) from the Philadelphia Phillies for Sparky Anderson (2B)

1959

- June 15 Acquired Chuck Essegian (OF) and Lloyd Merritt (P) from St. Louis Cardinals for Dick Gray (3B)

1960

- April 5 Acquired Gordie Windhorn (OF) and Dick Sanders (1B) from the New York Yankees for Fred Kipp (P)
- April 8 Acquired Ron Perranoski (P), John Goryl (3B), Lee Handley (OF) and cash from the Chicago Cubs for Don Zimmer (3B)
- April 11 Sold Johnny Klippstein (P) to the Cleveland Indians
- May 6 Acquired Nels Chittum (P) from the Boston Red Sox for Rip Repulski (OF)
- May 7 Acquired Gail Harris (1B) from the Detroit Tigers for Sandy Amoros (OF)
- June 15 Acquired Jim Donohue (P) from the St. Louis Cardinals for John Glenn (OF)
- June 15 Acquired Ray Semproch (P) and cash from the Detroit Tigers for Clem Labine (P)
- Dec 15 Sold Earl Robinson (OF) to the Baltimore Orioles
- Dec 16 Sold Danny McDevitt (P) to the New York Yankees

1961

- Jan 31 Sold Joe Pignatano (P) to the Kansas City Athletics
- March 30 Acquired Howie Reed (P) and cash from the Kansas City Athletics for Ed Rakow (P)
- May 4 Acquired Dick Farrell (P) and Joe Koppe (SS) from the Philadelphia Phillies for Don Demeter (OF) and Charley Smith (3B)
- May 30 Acquired Daryl Spencer (SS) from the St. Louis Cardinals for Bob Lillis (SS) and Carl Warwick (OF)
- Dec 15 Acquired Lee Walls (OF) and cash from the New York Mets for Charlie Neal (2B)

1962

- March 24 Acquired Andy Carey (3B) from the Chicago White Sox for Ramon Conde (IF) and Jim Koranda (1B)
- Oct 11 Sold Norm Sherry (C) to the New York Mets
- Oct 11 Sold Dick Smith (OF) to the New York Mets
- Nov 26 Acquired Bill Skowron (1B) from the New York Yankees for Stan Williams (P)
- Nov 30 Acquired Bob Miller (P) from the New York Mets for Tim Harkness (1B) and Larry Burright (2B)

1963

- Jan 24 Acquired Don Zimmer (3B) from the Cincinnati Reds for Scott Breeden (P)
- April 1 Sold Duke Snider (OF) to the New York Mets
- June 24 Sold Don Zimmer (3B) to the Washington Senators
- July 20 Acquired Marve Breeding (2B) from the Washington Senators for Ed Roebuck (P)
- Oct 14 Sold Mike Brumley (C) to the Washington Senators
- Dec 6 Sold Bill Skowron (1B) to the Washington Senators
- Dec 13 Acquired Jim Brewer (P) and Cuno Barragan (C) from the Chicago Cubs for Dick Scott (P)

1964

- April 9 Acquired Lou Johnson (OF) and cash from the Detroit Tigers for Larry Sherry (P)
- Sept 10 Sold Ken Rowe (P) to the Baltimore Orioles
- Oct 15 Sold Nick Willhite (P) to the Washington Senators
- Oct 15 Acquired Dick Smith (OF) from the New York Mets for Larry Miller (P)
- Nov 30 Sold Doug Camilli (C) to the Washington Senators
- Dec 4 Acquired Claude Osteen (P), John Kennedy (SS) and cash from the Washington Senators for Frank Howard (OF), Phil Ortega (P), Pete Richert (P) and Dick Nen (1B)

1965

- May 11 Acquired Nick Willhite (P) from the Washington Senators for cash
- May 15 Acquired Phil Regan (P) from the Detroit Tigers for Dick Tracewski (SS)

1966

- May 10 Sold Johnny Podres (P) to the Detroit Tigers
- May 27 Acquired Dick Egan (P) from the California Angels for Howie Reed (P)
- Sept 10 Acquired Dick Schofield (SS) from the New York Yankees for Thad Tillotson (P) and cash
- Nov 29 Acquired Ron Hunt (2B) and Jim Hickman (OF) from the New York Mets for Tommy Davis (OF) and Derrell Griffith (IF)
- Dec 1 Acquired Bob Bailey (3B-OF) and Gene Michael (SS) from the Pittsburgh Pirates for Maury Wills (SS)
- Dec 15 Acquired Bob Lee (P) from the California Angels for Nick Willhite (P)

1967

- April 5 Acquired Jack Cullen (P), John Miller (OF) and cash from the New York Yankees for John Kennedy (3B)
- May 10 Acquired Len Gabrielson (1B) from the California Angels for Johnny Werhas (IF)
- May 31 Sold Bob Lee (P) to the Cincinnati Reds
- Nov 28 Acquired Mudcat Grant (P) and Zoilo Versalles (SS) from the Minnesota Twins for John Roseboro (C), Ron Perranoski (P) and Bob Miller (P)
- Nov 30 Sold Gene Michael (SS) to the New York Yankees
- Nov 30 Acquired Paul Popovich (2B) from the Chicago Cubs for Lou Johnson (OF)

1968

- Feb 13 Acquired Tom Haller (C) and Frank Kasmata (P) from the San Francisco Giants for Ron Hunt (2B) and Nate Oliver (2B)
- March 26 Acquired Rocky Colavito (OF) from the Chicago White Sox for cash
- April 3 Acquired Hank Aguirre (P) from the Detroit Tigers for cash
- April 23 Acquired Ted Savage (OF) and Jim Ellis (P) from the Chicago Cubs for Jim Hickman (OF) and Phil Regan (P)
- Oct 21 Sold Bob Bailey (3B) to the Montreal Expos
- Oct 21 Acquired Pete Mikkelsen (P) from the St. Louis Cardinals for cash
- Dec 4 Acquired Andy Kosco (OF) from the New York Yankees for Mike Kekich (P)
- Dec 5 Acquired two minor leaguers from the Kansas City Royals for Jim Campanis (C)

1969

- March 30 Acquired Jimmie Schaffer (C) from the Cincinnati Reds for Ted Savage (OF)
- April 17 Acquired Al McBean (P) from the San Diego Padres for Tommy Dean (SS) and Leon Everitt (P)



"Sweet" Lou Johnson

ALL-TIME LOS ANGELES DODGER TRADES

June 11	Acquired Maury Wills (SS) and Manny Mota (OF) from the Montreal Expos for Ron Fairly (OF-1B) and Paul Popovich (IF)
Aug 15	Acquired Jim Bunning (P) from the Pittsburgh Pirates for Ron Mitchell (OF), Chuck Coggin (IF) and cash
Sept 1	Acquired Jack Jenkins (P) from the Washington Senators for cash
1970	
Sept 28	Sold Fred Norman (P) to the St. Louis Cardinals
Oct 5	Acquired Richie Allen (1B) from the St. Louis Cardinals for Ted Sizemore (2B) and Bob Stinson (C)
Dec 11	Acquired Duke Sims (C) from the Cleveland Indians for Alan Foster (P) and Ray Lamb (P)
1971	
Feb 10	Acquired Al Downing (P) from the Milwaukee Brewers for Andy Kosco (OF)
March 13	Sold Jeff Torborg (C) to the California Angels
Oct 21	Acquired Larry Hise (OF) from the Philadelphia Phillies for Tom Hutton (1B)
Oct 22	Acquired Paul Powell (OF) from the Minnesota Twins for Bobby Darwin (OF)
Dec 2	Acquired Frank Robinson (OF) and Pete Richert (P) from the Baltimore Orioles for Doyle Alexander (P), Bob O'Brien (P), Sergio Robles (C) and Royle Stillman (1B)
Dec 2	Acquired Tommy John (P) and Steve Huntz (IF) from the Chicago White Sox for Richie Allen (1B)
Dec 2	Acquired Bernie Beckman (P) and cash from the Detroit Tigers for Tom Haller (C)
Dec 17	Acquired Chris Cannizzaro (C) from the Chicago Cubs for cash
1972	
March 27	Sold Bill Sudakis (3B) to the New York Mets
April 14	Acquired Dick Dietz (C) from the San Francisco Giants for cash
Oct 26	Acquired Rudy Arroyo (P) and Greg Milliken (P) from the St. Louis Cardinals for Larry Hise (OF)
Nov 28	Acquired Andy Messersmith (P) and Ken McMullen (3B) from the California Angels for Frank Robinson (OF), Bill Singer (P), Mike Strahler (P), Billy Grabarkewitz (IF) and Bobby Valentine (OF)
1973	
March 26	Acquired George Culver (P) from the Houston Astros for cash
March 27	Sold Dick Dietz (C) to the Atlanta Braves
April 24	Sold Tim Johnson (SS) to the Milwaukee Brewers
Aug 10	Sold George Culver (P) to the Philadelphia Phillies
Oct 27	Acquired Rick Auerbach (SS) from the Milwaukee Brewers for cash
Dec 5	Acquired Mike Marshall (P) from the Montreal Expos for Willie Davis (OF)
Dec 5	Acquired Tommie Agee (OF) from the St. Louis Cardinals for Pete Richert (P)
Dec 6	Acquired Jimmy Wynn (OF) from the Houston Astros for Claude Osteen (P) and Dave Culpepper (P)
1974	
April 3	Acquired Pedro Guerrero (IF) from the Cleveland Indians for Bruce Ellingsen (P)
July 11	Acquired Gail Hopkins (1B) from the San Diego Padres for cash
1975	
Jan 29	Sold Von Joshua (OF) to the San Francisco Giants
May 2	Acquired Burt Hooton (P) from the Chicago Cubs for Geoff Zahn (P) and Eddie Solomon (P)
July 15	Sold Jim Brewer (P) to the California Angels
Nov 17	Acquired Dusty Baker (OF) and Ed Goodson (1B) from the Atlanta Braves for Jimmy Wynn (OF), Tom Paciorek (OF), Lee Lacy (OF) and Jerry Royster (IF)
1976	
March 2	Acquired Ted Sizemore (2B) from the St. Louis Cardinals for Willie Crawford (OF)
March 31	Acquired Ellie Rodriguez (C) from the California Angels for Jesus Alvarez (OF) and cash
June 15	Acquired Reggie Smith (OF) from the St. Louis Cardinals for Joe Ferguson (C), Bob Detherage (OF) and Fred Tisdale (P)
June 23	Acquired Elias Sosa (P) and Lee Lacy (OF) from the Atlanta Braves for Mike Marshall (P)
Dec 20	Acquired Johnny Oates (C) and Quincy Hill (P) from the Philadelphia Phillies for Ted Sizemore (IF)
1977	
Jan 11	Acquired Rick Monday (OF) and Mike Garman (P) from the Chicago Cubs for Bill Buckner (1B), Ivan DeJesus (SS) and Jeff Albert (P)
Feb 7	Acquired Hank Webb (P) and Dick Sanders (P) from the New York Mets for Rick Auerbach (SS)
Sept 2	Sold John Hale (OF) to the Toronto Blue Jays
Sept 2	Sold Henry Cruz (OF) to the Chicago White Sox
Sept 8	Sold Kevin Pasley (C) to the Seattle Mariners
Nov 23	Sold Dennis Lewallyn (P) to the Minnesota Twins
1978	
Jan 31	Sold Elias Sosa (P) to the Pittsburgh Pirates
May 17	Acquired Billy North (OF) from the Oakland Athletics for Glenn Burke (OF)
May 20	Acquired Larry Landreth (P) and Gerald Hannahs (P) from the Montreal Expos for Mike Garman (P)
July 1	Acquired Joe Ferguson (OF) and cash from the Houston Astros for Rafael Landestoy (SS) and Jeff Leonard
1979	
Feb 15	Acquired Gary Thomasson (OF) from the New York Yankees for Brad Gulden (C)
April 7	Acquired Jerry Reuss (P) from the Pittsburgh Pirates for Rick Rhoden (P)
May 11	Sold Lance Rautzhan (P) to the Milwaukee Brewers
May 11	Acquired Lerrin LaGrow (P) from the Chicago White Sox for cash
Dec 3	Sold Von Joshua (OF) to the San Diego Padres
1980	
July 11	Sold Charlie Hough (P) to the Texas Rangers
Sept 13	Acquired Dennis Lewallyn (P) from the Texas Rangers for Pepe Frias (SS)
1981	
March 30	Acquired Ken Landreaux (OF) from the Minnesota Twins for Micky Hatcher (OF) and Matt Reeves (P)
Dec 9	Acquired Jorge Orta (OF), Larry White (P) and Jack Fimple (C) from the Cleveland Indians for Rick Sutcliffe (P) and Jack Perconte (2B)



Dusty Baker

ALL-TIME LOS ANGELES DODGER TRADES

1982

- Jan 6 Acquired Paul Voigt (P) and Scotti Madison (C) from the Minnesota Twins for Bobby Castillo (P) and Bobby Mitchell (OF)
- Feb 8 Acquired Lance Hudson (2B) from the Oakland Athletics for Davey Lopes (2B)
- March 30 Acquired Bert Geiger (P) and Cecil Epsy (OF) from Chicago White Sox for Rudy Law (OF)
- April 28 Acquired Jose Morales (C) from the Baltimore Orioles for Leo Hernandez (3B)
- Oct 15 Sold Ted Power (P) to the Cincinnati Reds
- Dec 28 Acquired Pat Zachary (P) from the New York Mets for Jorge Orta (OF)

1983

- Jan 20 Acquired Vance Lovelace (P) and Dan Cataline (OF) from the Chicago Cubs for Ron Cey (3B)
- March 28 Acquired Ivan Mesa (SS) from the Minnesota Twins for Tack Wilson (OF)
- March 29 Acquired Steve Walker (P), Jody Johnston (P) and cash from the New York Mets for Mark Bradley (OF)
- May 9 Acquired Rafael Landestoy (IF) from the Cincinnati Reds for Brett Wise (P) and John Franco (P)
- Aug 19 Acquired Rick Honeycutt (P) from the Texas Rangers for Dave Stewart (P), Ricky Wright (P) and cash
- Dec 7 Acquired Joe Seneley (C), Jose Torres (P) and John Serritella (P) from the Kansas City Royals for Joe Beckwith (P)
- Dec 8 Acquired Carlos Diaz (P) and Bob Bailor (IF/OF) from the New York Mets for Sid Fernandez (P)

1985

- Feb 4 Acquired Al Oliver (IF) from the Philadelphia Phillies for Pay Zachry (P)
- July 9 Acquired Len Matuszek (IF) from the Toronto Blue Jays for Al Oliver (IF)
- July 10 Acquired Enos Cabell (IF) from the Houston Astros for German Rivera (3B) and Rafael Montalvo (P)
- Aug 31 Acquired Bill Madlock (IF) from the Pittsburgh Pirates for R.J. Reynolds (OF), Sid Bream (1B) and Cecil Epsy (IF)
- Dec 11 Acquired Alex Trevino (C) from the San Francisco Giants for Candy Maldonado (OF)
- Dec 11 Acquired Ed Vande Berg (P) from the Seattle Mariners for Steve Yeager (C)

1986

- Dec 10 Acquired Matt Young (P) from the Seattle Mariners for Dennis Powell (P) and Mike Watters (IF)
- Dec 10 Acquired Tim Leary (P) and Tim Crews (P) from the Milwaukee Brewers for Greg Brock (1B)

1987

- May 6 Acquired Orlando Mercado (C) and Brad Havens (P) from the Detroit Tigers for Balvino Galvez (P)
- May 22 Acquired John Shelby (OF) and Brad Havens (P) from the Baltimore Orioles for Tom Niedenfuer (P)
- June 19 Acquired Phil Garner (IF) from the Houston Astros for Jeff Edwards (P)
- June 23 Acquired Bill Krueger (P) from the Oakland A's for Tim Meeks (P)
- Aug 17 Acquired Glenn Hoffman (IF) from the Boston Red Sox for Billy Bartels (P)
- Aug 29 Acquired Tim Belcher (P) from the Oakland A's for Rick Honeycutt (P)
- Sept 21 Acquired Mike Sharperson (IF) from the Toronto Blue Jays for Juan Guzman (P)
- Dec 11 Acquired Alfredo Griffin (IF), Jay Howell (P), and Jesse Orosco (P) in a three-team deal with the Oakland A's and the New York Mets for Bob Welch (P), Jack Savage (P) and Matt Young (P)

1988

- April 1 Acquired John Gibbons (C) from the New York Mets for Craig Shipley (IF)
- Aug 16 Acquired John Tudor (P) from the St. Louis Cardinals for Pedro Guerrero (OF)
- Aug 31 Acquired Ricky Horton (P) from the Chicago White Sox for Shawn Hillegas (P)
- Oct 3 Acquired Jim Neidinger (P) from the Pittsburgh Pirates for Bill Krueger (P)
- Dec 4 Acquired Eddie Murray (1B) from the Baltimore Orioles for Juan Bell (IF), Brain Holton (P), and Ken Howell (P)

1989

- March 11 Acquired Mike Morgan (P) from the Baltimore Orioles for Mike Devereaux (OF)
- July 18 Acquired Kal Daniels (OF) and Lenny Harris (IF) from the Cincinnati Reds for Mariano Duncan (IF) and Tim Leary (P)
- July 18 Acquired Billy Bean (OF) from the Detroit Tigers for Domingo Michel (1B) and Steve Green (OF)
- Nov 9 Acquired Jeff Bittiger (P) from the Chicago White Sox for Tracy Woodson (IF)
- Dec 20 Acquired Juan Samuel (IF) from the New York Mets for Mike Marshall (OF) and Alejandro Peña (P)

1990

- April 1 Acquired Terry Wells (P) from the Houston Astros for Franklin Stubbs (1B/OF)
- May 13 Acquired Stan Javier (OF) from the Oakland A's for Willie Randolph (2B)
- Sept 13 Acquired Steve Wilson (P) from the Philadelphia Phillies for Darrin Fletcher (C)
- Oct 1 Acquired Mike Wilkins (P) from the Detroit Tigers for Mike Muñoz (P)
- Dec 14 Acquired Greg Smith (IF) from the Chicago Cubs for Jose Vizcaino (IF)
- Dec 15 Acquired Bob Ojeda (P) and Greg Hansell (P) from the New York Mets for Hubie Brooks (OF)
- Dec 20 Acquired Bert Heffernan (C) from the Milwaukee Brewers for Darren Holmes (P)
- Dec 29 Acquired David Lynch (P) and Steve Allen (P) from the Texas Rangers for Jim Poole (P)

1991

- July 3 Acquired Mitch Webster (OF) from the Pittsburgh Pirates for Jose Gonzalez (OF)
- July 31 Acquired Roger McDowell (P) from the Philadelphia Phillies for Mike Hartley (P) and Braulio Castillo (OF)
- Sept 6 Acquired Steve Wilson (P) from the Chicago Cubs for Jeff Hartsock (P)
- Nov 27 Acquired Eric Davis (OF) and Kip Gross (P) from the Cincinnati Reds for Tim Belcher (P) and John Wetteland (P)
- Dec 11 Acquired Rudy Seanez (P) from the Cleveland Indians for Dennis Cook (P) and Mike Christopher (P)
- Dec 11 Acquired Todd Benzinger (IF) from the Kansas City Royals for Chris Gwynn (OF) and Domingo Mota (IF)

1992

- June 27 Acquired Mike Soddors (P) from the Chicago Cubs for Kal Daniels (OF)
- July 2 Acquired Steve Searcy (P) and Julio Peguero (OF) from the Philadelphia Phillies for Stan Javier (OF)
- Nov 17 Acquired Jody Reed (IF) from the Colorado Rockies for Rudy Seanez (P)
- Dec 24 Acquired Tim Wallach (IF) from the Montreal Expos for Tim Barker (IF)

1993

- Sept 7 Acquired John DeSilva (P) from the Detroit Tigers for Eric Davis (OF)
- Nov 17 Acquired Delino DeShields (2B) from the Montreal Expos for Pedro Martinez (P)
- Dec 27 Acquired Ron Coomer (3B) from the Chicago White Sox for Isidro Marquez (P)

1994

- March 28 Acquired Al Osuna (P) from the Houston Astros for James Daspit (P)
- June 16 Acquired Brian Barnes (P) from the Cleveland Indians for Eddie Lantigua (IF)



Eddie Murray

ALL-TIME LOS ANGELES DODGER TRADES

1995

May 23 Acquired Joey Eischen (P) and Roberto Kelly (OF) from the Montreal Expos for Henry Rodriguez (OF) and Jeff Treadway (IF)
 June 9 Acquired Kris Foster (P) from the Montreal Expos for Rafael Bourinjal (IF)
 June 19 Acquired Willie Banks (P) from the Chicago Cubs for Dax Winslett (P)
 July 31 Acquired Mark Guthrie (P) and Kevin Tapani (P) from the Minnesota Twins for Greg Hansell (P) Jose Parra (P) and Ron Coomer (IF)
 Aug 18 Acquired Brett Butler (OF) from the New York Mets for Scott Hunter (OF) and Dwight Maness (OF)
 Nov 29 Acquired Mike Blowers (3B) from the Seattle Mariners for Miguel Cairo (IF) and Willie Otanez (IF)
 Dec 15 Acquired Rick Clelland (P) from the Montreal Expos for Omar Daal (P)
 Dec 17 Acquired Billy Brewer (P) from Kansas City for Jose Offerman (INF)

1996

July 31 Acquired Chad Curtis (OF) from the Detroit Tigers for Joey Eischen (P) and John Cummings (P)
 Aug 31 Acquired Dave Clark (OF) from the Pittsburgh Pirates for Carl South
 Dec 9 Acquired Jeff Berblinger (IF) from the Detroit Tigers for Deivi Cruz and Juan Hernaiz

1997

Aug 9 Acquired Hal Garrett (P) from the Pittsburgh Pirates for Eddie Williams (IF)
 Aug 12 Acquired Otis Nixon (OF) from the Toronto Blue Jays for Bobby Cripps
 Aug 18 Acquired Eric Young (IF) from the Colorado Rockies for Pedro Astacio (P)
 Aug 27 Acquired Darren Lewis (OF) from the Chicago White Sox for Chad Fonville (IF)

1998

May 15 Acquired Bobby Bonilla (IF), Jim Eisenreich (OF), Charles Johnson (C), Gary Sheffield (OF), and Manuel Barrios (RHP) from the Florida Marlins for Mike Piazza (C), and Todd Zelle (IF).
 June 4 Acquired Dave Mlicki (P) and Greg McMichael (P) from the New York Mets for Hideo Nomo (P) and Brad Clontz (P)
 July 4 Acquired Jeff Shaw (P) from the Cincinnati Reds for Paul Konerko (IF) and Dennis Reyes (P)
 July 10 Acquired Brian Bohanon (P) from the New York Mets for Greg McMichael (P)
 July 23 Acquired Widd Workman (P) from the San Diego Padres for Jim Bruske (P)
 July 31 Acquired Mark Grudzielanek (IF), Carlos Perez (P), and Hiram Bocachica (IF) from the Montreal Expos for Wilton Guerrero (IF), Ted Lilly (P), Peter Bergeron (OF) and Jonathon Tucker (IF)
 Oct 12 Acquired Scott Prouty (P) from the Seattle Mariners for Eric Weaver (P)
 Nov 11 Acquired Mel Rojas (P) from the New York Mets for Bobby Bonilla (IF)
 Dec 1 Acquired Todd Hundley (C) and Arneodo Gooch (P) from the New York Mets for Charles Johnson (C) and Roger Cleland (OF)



Brett Butler

1999

Jan 12 Acquired Joe Sutton (C) from the Chicago White Sox for Darren Hall (P)
 April 16 Acquired Robinson Checo (P), Apostol Garcia (P) and Rick Roberts from the Detroit Tigers for Dave Mlicki (P) and Mel Rojas (P)
 May 19 Acquired Doug Bochtler (P) from the Toronto Blue Jays for cash
 Nov 8 Acquired Shawn Green (OF) and Jorge Nuñez (IF) from the Toronto Blue Jays for Raul Mondesi (OF) and Pedro Borbon (P)
 Dec 12 Acquired Terry Adams (P), Chad Ricketts (P) and Brian Stephenson (P) from the Chicago Cubs for Ismael Valdes (P) and Eric Young (IF)

2000

April 1 Acquired Kenny Lutz from the Cincinnati Reds for Juan Castro (IF)
 June 13 Acquired Al Reyes (P) from the Baltimore Orioles for Alan Mills (P)
 June 20 Acquired Jim Leyritz (C/OF) from the New York Yankees for Jose Vizcaino (IF)
 July 26 Acquired Ismael Valdez (P) from the Chicago Cubs for Jamie Arnold (P) and Jorge Piedra (IF/OF)
 July 31 Acquired Tom Goodwin (OF) from the Colorado Rockies for Todd Hollandsworth (OF), Randy Dorame (P) and Kevin Gibbs (OF)
 Aug 6 Acquired Bruce Aven (OF) from the Pittsburgh Pirates for cash

2001

Feb 25 Acquired Marquis Grissom (OF) and Ruddy Lugo (P) from the Milwaukee Brewers for Devon White (OF)
 March 18 Acquired Gary Majewski (P), Andre Simpson (P), and Orlando Rodriguez (P) from the Chicago White Sox for Antonio Osuna (P) and Carlos Ortega (P)
 March 28 Traded Mike Judd (P) to the Tampa Bay Devil Rays for a player to be named later
 July 13 Acquired McKay Christensen (OF) from the Chicago White Sox for Wade Parrish (P)
 July 26 Acquired James Baldwin (P) and cash from the Chicago White Sox for Jeff Barry (OF), Gary Majewski (P) and Onan Masaoka (P)
 July 31 Acquired Terry Mulholland (P) from the Pittsburgh Pirates for Adrian Burnside (P) and Mike Fetters (P)
 July 31 Acquired Mike Trombley (P) from the Baltimore Orioles for Kris Foster (P) and Geronimo Gil (C)
 Nov 9 Acquired Omar Daal (P) from the Philadelphia Phillies for Jesus Cordero (P) and Eric Jungge (P)
 Dec 13 Acquired Cesar Izturis (IF) and Paul Quantrill (P) from the Toronto Blue Jays for Luke Prokopec (P) and Chad Ricketts (P)
 Dec 21 Acquired Dave Roberts (OF) from the Cleveland Indians for Christian Bridentbaugh (P) and Nial Hughes

2002

Jan 15 Acquired Andrew Brown (P), Odalis Perez (P) and Brian Jordan (OF) from the Atlanta Braves for Gary Sheffield (OF)
 March 23 Acquired Guillermo Mota (P) and Wilkin Ruan (OF) from the Montreal Expos for Matt Herges (P) and Jorge Nuñez (IF)
 July 22 Acquired Jolbert Cabrera (IF/OF) from the Cleveland Indians for Lance Caraccioli (P)
 July 23 Acquired Tyler Houston (IF) and Brian Mallette (P) from the Milwaukee Brewers for Ben Diggins (P) and Shane Nance (P)
 July 25 Acquired Tom Farmer (P) and Jason Frasor (P) from the Detroit Tigers for Hiram Bocachica (IF/OF)
 July 28 Acquired Paul Shuey (P) from the Cleveland Indians for Francisco Cruceta (P), Terry Mulholland (P) and Ricardo Rodriguez (P)
 Dec 4 Acquired Todd Hundley (C) and Chad Hermansen (OF) from the Chicago Cubs for Mark Grudzielanek (IF) and Eric Karros (1B)
 Dec 16 Acquired Derek Thompson (P) from the Chicago Cubs for cash

2003

Jan 25 Acquired Daryle Ward (OF) from the Houston Astros for Ruddy Lugo (P)
 Jan 27 Acquired Jason Romano (IF/OF) from the Colorado Rockies for Luke Allen (OF)
 July 14 Acquired Jeromy Burnitz (OF) from the New York Mets for Jose S. Diaz (P), Victor Diaz (IF) and Kole Strayhorn (P)
 July 31 Acquired Robin Ventura (IF) from the New York Yankees for Bubba Crosby (OF) and Scott Proctor (P)
 Dec 13 Acquired Jeff Weaver (P), Yhency Brazoban (P) and Brandon Weeden (P) from the New York Yankees for Kevin Brown (P) and cash

2004

March 29 Acquired Jason Grabowski (OF) from the Oakland Athletics for cash
 March 30 Acquired Jayson Werth (OF) from the Toronto Blue Jays for Jason Frasor (P)

ALL-TIME LOS ANGELES DODGER TRADES

- April 1 Acquired Cody Ross (OF) from the Detroit Tigers for Steve Colyer (P) and cash considerations.
- April 3 Acquired Aaron Looper (P) and Ryan Ketchner (P) from the Seattle Mariners for Jolbert Cabrera (IF)
- April 3 Acquired Antonio Perez (IF) from the Tampa Bay Devil Rays for Jason Romano (OF)
- April 4 Acquired Milton Bradley (OF) from the Cleveland Indians for Franklin Gutierrez (OF) and Andrew Brown (P)
- July 30 Acquired Brad Penny (P), Hee-Seop Choi (IF) and Bill Murphy (P) from the Florida Marlins for Guillermo Mota (P), Paul Lo Duca (C) and Juan Encarnacion (OF)
- July 31 Acquired Matt Merricks (P) from the Atlanta Braves for Tom Martin (P)
- July 31 Acquired Brent Mayne (C) and Steve Finley (OF) from the Arizona Diamondbacks for Bill Murphy (P), Koyie Kill (C) and Reggie Abercrombie (OF)
- July 31 Acquired Henri Stanley (OF) from the Boston Red Sox for Dave Roberts (OF)
- Aug 19 Acquired Elmer Dessens (P) and cash from the Arizona Diamondbacks for Jereme Milons (OF)
- 2005**
- Jan. 11 Acquired Dioner Navarro (C), William Juarez (P), Dan Muegge (P) and Beltran Perez (P) from Arizona for Shawn Green (OF) and cash
- March 20 Acquired Jason Phillips (C) from the New York Mets for Kazuhisa Ishii (P)
- March 30 Traded David Ross (C) to the Pittsburgh Pirates for cash considerations.
- Aug. 9 Acquired Jose Cruz Jr. (OF) from the Boston Red Sox for a player to be named later (Tony Schragger, IF)
- Dec 13 Acquired Andre Ethier (OF) from the Oakland Athletics for Milton Bradley (OF) and Antonio Perez (IF)
- 2006**
- Jan 4 Acquired Jae Seo (P) and Tim Hamulack (P) from the New York Mets for Duaner Sanchez (P) and Steve Schmolli (P)
- Jan 14 Acquired Danyis Baez (P) and Lance Carter (P) from the Tampa Bay Devil Rays for Edwin Jackson (P) and Chuck Tiffany (P)
- April 24 Acquired a player to be named later from Cincinnati (Ben Kozlowski) for Cody Ross (OF)
- June 27 Acquired Mark Hendrickson (P), Toby Hall (C) and cash considerations from the Tampa Bay Devil Rays for Jae Seo (P), Dioner Navarro (C) and a player to be named later (Justin Ruggiano)
- July 23 Acquired B.J. LaMura (P) from the Chicago White Sox for Sandy Alomar Jr. (C)
- July 25 Acquired Elmer Dessens (P) from the Kansas City Royals for Odalis Perez (P), Blake Johnson (P), Julio Pimentel (P) and cash considerations
- July 28 Acquired Wilson Betemit (IF) from the Atlanta Braves for Danyis Baez (P), Willy Aybar (IF) and cash considerations
- July 31 Acquired Greg Maddux (P) and cash considerations from the Chicago Cubs for Cesar Izturis (IF)
- Acquired Julio Lugo (IF) from the Tampa Bay Devil Rays for Joel Guzman (IF/OF) and Sergio Pedrosa (OF)
- Aug. 31 Acquired Marlon Anderson (IF/OF) from the Washington Nationals with cash considerations for Jhonny Nuñez (P)
- 2007**
- March 26 Acquired Brady Clark (OF) and cash considerations from the Milwaukee Brewers for Elmer Dessens (P)
- March 29 Acquired Thomas Perez (IF) from the Chicago Cubs for future considerations
- July 31 Acquired Scott Proctor (P) from the New York Yankees for Wilson Betemit (IF)
- Aug 9 Acquired Mark Sweeney (IF) from the San Francisco Giants for a player to be named later (Travis Denker, IF) or cash
- 2008**
- July 26 Acquired Casey Blake (IF) and cash from the Cleveland Indians for Carlos Santana (C) and Jon Meloan (P)
- July 31 Acquired Manny Ramirez (OF) and cash considerations from the Boston Red Sox for Andy LaRoche (IF) and Bryan Morris (P)
- Aug. 19 Acquired Greg Maddux (P) from the San Diego Padres for two players to be named later (Eduardo Perez (P) and Michael Watt (P))
- 2009**
- July 30 Acquired George Sherrill (P) from the Baltimore Orioles in exchange for Steve Johnson (P) and Josh Bell (3B)
- Aug. 30 Acquired Ronnie Belliard (IF) from the Washington Nationals in exchange for Luis Garcia (P) and a player to be named later (Victor Carate, P)
- Aug. 31 Acquired Jon Garland (P) from the Arizona Diamondbacks in exchange for cash considerations and a player to be named later (Tony Abreu, IF)
- Aug. 31 Acquired Jim Thome (1B) from the Chicago White Sox in exchange for Justin Fuller (IF)
- 2010**
- July 28 Acquired OF Scott Podsednik from the Kansas City Royals in exchange for Lucas May and Elisaul Pimentel (P)
- July 31 Acquired Ted Lilly (P) and Ryan Theriot (IF) from the Chicago Cubs for Blake DeWitt (IF), Kyle Smit (P) and Brett Wallach (P); acquired Octavio Dotel from the Pittsburgh Pirates for James McDonald (P) and Andrew Lambo (OF)
- Sept. 18 Traded Octavio Dotel (P) to the Colorado Rockies for a player to be named later (Anthony Jackson)
- Nov. 30 Acquired Blake Hawksworth (P) from the St. Louis Cardinals for Ryan Theriot (IF)
- 2011**
- July 12 Acquired Juan Rivera (OF) from the Toronto Blue Jays in exchange for a player to be named later or cash considerations
- July 31 Acquired Alex Castellanos (OF) from the St. Louis Cardinals in exchange for Rafael Furcal (SS) and cash
- July 31 Acquired Tim Federowicz (C), Stephen Fife (P) and Juan Rodriguez (P) from the Boston Red Sox for Trayvon Robinson (OF)
- Dec. 8 Acquired Tyler Henson (OF) and Jarrett Martin (P) from the Baltimore Orioles for Dana Eveland (P)
- 2012**
- July 24 Acquired Hanley Ramirez (SS) and Randy Choate (P) from the Miami Marlins in exchange for Nathan Eovaldi (P) and Scott McGough (P)
- July 30 Acquired Brandon League (P) from the Seattle Mariners in exchange for minor leaguers Leon Landry (OF) and Logan Bawcom (P)
- July 31 Acquired Shane Victorino (OF) from the Philadelphia Phillies in exchange for Josh Lindblom (P), Ethan Martin (P) and Stefan Jarrin (IF)
- Aug. 3 Acquired Joe Blanton (P) from the Philadelphia Phillies in exchange for a player to be named later (RHP Ryan O'Sullivan)
- Aug. 25 Acquired Adrian Gonzalez (1B), Carl Crawford (OF), Josh Beckett (P), Nick Punto (IF) and cash from the Boston Red Sox in exchange for James Loney (1B), Allen Webster (P), Ivan De Jesus (IF), Rubby De La Rosa (P) and Jerry Sands (OF)
- 2013**
- April 6 Acquired Ramon Hernandez (C) from the Colorado Rockies in exchange for Aaron Harang (P) and cash considerations
- July 2 Acquired Carlos Marmol (P) and cash considerations from the Chicago Cubs in exchange for Matt Guerrier (P) and cash considerations
- July 6 Acquired Ricky Nolasco (P) from the Miami Marlins in exchange for Josh Wall (P), Steven Ames (P) and Angel Sanchez (P)
- July 31 Acquired Drew Butera (C) from the Minnesota Twins in exchange for a player to be named later (LHP Miguel Sulbaran) or cash
- Aug. 31 Acquired Michael Young (IF) and cash considerations from the Philadelphia Phillies in exchange for Rob Rasmussen (P)
- 2014**
- April 6 Acquired Colt Hynes (P) from Cleveland in exchange for Duke von Schamann. (P)
- July 28 Acquired Darwin Barney (IF) from the Chicago Cubs with cash considerations in exchange for a player to be named later (Jonathan Martinez, P)
- Aug. 7 Acquired Roberto Hernandez (P) from Philadelphia in exchange for two players to be named later (Victor Arano, P and Jesmuel Valentin, IF) or cash considerations
- Aug. 9 Acquired Kevin Correia (P) from Minnesota in exchange for a player to be named later or cash considerations
- Nov. 17 Acquired Kyle Jensen (1B) from Miami in exchange for Criag Stern (P)

ALL-TIME LOS ANGELES DODGER TRADES

Nov. 20	Acquired Joel Peralta (P) and Adam Liberatore (P) from Tampa Bay for Jose Dominguez (P) and Greg Harris (P)
Nov. 22	Acquired Mike Bolsinger (P) from Arizona in exchange for cash considerations
Nov. 24	Acquired Juan Nicasio (P) from Colorado in exchange for Noel Cuevas (OF)
Nov. 26	Traded Ryan Jackson (IF) to Kansas City for cash considerations
Dec. 2	Acquired Chris Heisey (OF) from Cincinnati in exchange for Matt Magill (P)
Dec. 9	Traded Drew Butera (C) to the Angels for Matt Long (OF)
Dec. 10	Acquired Austin Barnes (C), Chris Hatcher (P), Kike Hernandez (IF) and Andrew Heaney from Miami for Dee Gordon (IF), Dan Haren (P) and Miguel Rojas (IF)
Dec. 10	Acquired Howie Kendrick (IF) from the Angeles in exchange for Andrew Heaney (P)
Dec. 18	Acquired Yasmani Grandal (C), Joe Wieland (P) and Zach Eflin (P) from San Diego in exchange for Matt Kemp (OF) and Tim Federowicz (C)
Dec. 18	Traded Jarrett Martin (P) to Milwaukee in exchange for Shawn Zarraga (C)
Dec. 19	Acquired Jimmy Rollins (SS) from Philadelphia in exchange for Tom Windle (P) and Zach Eflin (P)
2015	
April 9	Acquired Ryan Webb (P), Brian Ward (C) and a 2016 competitive balance round B pick from Baltimore in exchange for Chris O'Brien (C) and Ben Rowen (P)
May 23	Acquired Eric Surkamp (P) from the Chicago White Sox in exchange for Blake Smith (P)
May 27	Acquired Alberto Callaspo (IF), Juan Jaime (P), Eric Stults (P) and Ian Thomas (P) from Atlanta in exchange for Juan Uribe (3B) and Chris Withrow (P)
July 30	Acquired Bronson Arroyo (P), Luis Avilan (P), Jim Johnson (P), Jose Peraza (IF) and Alex Wood (P) from Atlanta and Mat Latos and Michael Morse (IF/OF) from Miami in exchange for sending Zach Bird (P), Hector Olivera (IF) and Paco Rodriguez (P) to Atlanta and Victor Araujo (P), Jeff Brigham (P) and Kevin Guzman (P) to Miami. Atlanta received a 2016 competitive balance round A pick from Miami
July 31	Acquired Jose Tabata and cash considerations from Pittsburgh in exchange for Michael Morse
Aug. 19	Acquired Chase Utley (IF) and cash considerations from Philadelphia or Darnell Sweeney (OF/IF) and John Richy (P)
Aug. 31	Acquired Justin Ruggiano (OF) from Seattle in exchange for a player to be named later or cash
	Acquired Chris Heisey (OF) from Toronto in exchange for a player to be named later or cash
Sept. 13	Acquired Jack Murphy (C) from Toronto in exchange for Darwin Barney (IF)
Dec. 16	Acquired Micah Johnson (IF), Frankie Montas (P) and Trayce Thompson (OF) from the Chicago White Sox for sending Brandon Dixon (IF/OF), Jose Peraza (IF) and Scott Schebler (OF) to Cincinnati. Cincinnati sent Todd Frazier (3B) to Chicago
Dec. 18	Acquired Tyler Olson (P) from Seattle in exchange for a player to be named later or cash
2016	
Jan. 12	Acquired Erick Mejia (IF) from Seattle in exchange for Joe Wieland (P)
Jan. 12	Acquired Rob Segedin (IF/OF) and a player to be named later or cash considerations from New York (AL) in exchange for Ronald Torreyes (INF) and Tyler Olsen (P)
April 10	Acquired James Ramsey (OF) and Zach Walters (IF) from Cleveland in exchange for cash considerations
June 19	Acquired Chris Taylor (IF) from Seattle in exchange for Zach Lee (P)
June 30	Acquired Bud Norris (P), Dian Toscano (OF), Alec Grosser (P) and cash considerations from Atlanta in exchange for Philip Pfeifer (P) and Caleb Dirks (P)
Aug. 1	Acquired Josh Reddick (OF) and Rich Hill (P) from Oakland in exchange for Jharel Cotton (P), Grant Holmes (P) and Frankie Montas (P); acquired Jesse Chavez (P) and cash considerations from Toronto in exchange for Mike Bolsinger (P); acquired Josh Fields (P) from Houston in exchange for Yordan Alvarez (IF)
Aug. 25	Acquired Carlos Ruiz (C) and cash considerations from Philadelphia in exchange for A.J. Ellis (C), Tommy Bergians (P) and a player to be named later or cash considerations
Nov. 7	Acquired Vidal Nuno (P) from Seattle in exchange for Carlos Ruiz (C)
Nov. 11	Acquired Darin Ruf (OF) and Darnell Sweeney (OF) from Philadelphia for Howie Kendrick (IF/OF)
2017	
Jan. 13	Acquired future considerations from the Atlanta Braves for Micah Johnson (IF)
Jan. 23	Acquired Logan Forsythe (2B) from Tampa Bay in exchange for Jose DeLeon (P)
Jan. 25	Acquired Brett Eibner (OF/IF) from the Oakland Athletics in exchange for Jordan Tarsovic (3B)
Jan. 30	Acquired cash considerations from the Cleveland Indians for Carlos Frias (P)
Feb. 19	Acquired Ryan Moseley (P) from the Baltimore Orioles in exchange for Vidal Nuno (P)
March 1	Acquired Drew Jackson (IF) and Aneurys Zabala (P) from the Seattle Mariners in exchange for Chase DeJong (P)
April 10	Acquired Joe Gunkel (P) from the Baltimore Orioles for future considerations
May 28	Acquired future considerations from the Cincinnati Reds in exchange for Darnell Sweeney (OF/IF)
June 2	Acquired Jason Wheeler (P) from the Minnesota Twins in exchange for cash considerations
July 2	Acquired international bonus pool money from the Baltimore Orioles in exchange for Jason Wheeler (P)
July 11	Acquired Todd Cunningham (OF) from the St. Louis Cardinals in exchange for cash considerations
July 22	Traded Sergio Romo (P) to the Tampa Bay Rays in exchange for future considerations
July 28	Acquired Luke Farrell (P) from the Kansas City Royals in exchange for cash considerations
July 31	Acquired Yu Darvish (P) from the Texas Rangers in exchange for Willie Calhoun (OF/IF), Brendon Davis (IF) and AJ Alexy (P)
July 31	Acquired Tony Watson (P) from the Pittsburgh Pirates in exchange for Oneil Cruz (IF) and Angel German (P)
July 31	Acquired Tony Cingrani (P) from the Cincinnati Reds in exchange for Scott Van Slyke (OF/IF) and Hendrik Clementina (C/1B)
Aug. 15	Traded Chris Hatcher (P) to the Oakland Athletics for international bonus pool money
Aug. 18	Acquired Curtis Granderson (OF) and cash considerations from the New York Mets in exchange for Jacob Rhampe (P)
Nov. 20	Traded Josh Ravin (P) to the Atlanta Braves in exchange for cash considerations
Dec. 16	Acquired Matt Kemp (OF) from the Atlanta Braves in exchange for Charlie Culberson (IF), Adrian Gonzalez (1B), Scott Kazmir (P) and Brandon McCarthy (P)

THIS DATE IN DODGER HISTORY

January 1, 2008: The Dodgers enter their first-ever float in the Rose Parade, marking the beginning of a year-long celebration of the team's 50th anniversary in Los Angeles.

January 1, 2014: Vin Scully serves as the Grand Marshal of the Rose Parade.

January 5, 1982: Dodger announcer Vin Scully is elected to the Hall of Fame.

January 10, 1984: Don Drysdale is elected to the Hall of Fame.

January 17, 1958: The Dodgers complete arrangements to play home games in the Los Angeles Memorial Coliseum for the 1958 and 1959 seasons.

January 19, 1972: Sandy Koufax becomes the youngest member to be elected to the Hall of Fame at the age of 36.

January 23, 1962: Jackie Robinson is elected to the Hall of Fame just days shy of his 43rd birthday.

January 29, 1967: Former Dodger President and General Manager Branch Rickey is elected into the Hall of Fame.

January 29, 2004: Frank McCourt becomes the fourth owner of the Los Angeles Dodgers.

February 1, 1988: The Dodgers sign free agent outfielder Kirk Gibson.

March 1, 2009: The Dodgers play their first-ever game at Camelback Ranch-Glendale

March 2, 2005: Hall of Famer Jackie Robinson is honored posthumously by receiving the Congressional Gold Medal during ceremonies in the rotunda of the United States Capitol building in Washington, DC.

March 4, 1912: Groundbreaking ceremonies are held for the construction of Ebbets Field.

March 8, 1966: Casey Stengel is elected to the Hall of Fame.

March 11, 1953: Holman Stadium in Vero Beach is dedicated to Bud L. Holman. The Dodgers beat the Philadelphia Athletics, 4-2, in front of 5,532.

March 15, 1970: Peter O'Malley becomes president of the Dodgers, succeeding his father, Walter, who assumes the position of chairman of the board.

March 15, 2008: The Dodgers host the Padres at Wukesong Stadium in Beijing, in Major League Baseball's first-ever game on Chinese soil.

March 17, 2008: The Dodgers play their last Spring Training game at Holman Stadium in Vero Beach, FL. Vero Beach hosted the Dodgers during Spring Training for 60 years.

March 21, 1987: The Dodgers dedicate Campo Las Palmas in the Dominican Republic, a camp designed for young Latin players to help further the growth of baseball.

March 22, 2014: The Dodgers opened the 2014 season at the Sydney Cricket Ground in Sydney, Australia, with their first-ever regular-season games played outside of North America, defeating the Diamondbacks 3-1.

March 22, 2017: The United States wins its first World Baseball Classic, defeating Puerto Rico, 8-0, in the final held at Dodger Stadium in front of 51,565 fans.

March 29, 2008: A Guinness World Record 115,300 fans watch the Dodgers take on the Boston Red Sox in an exhibition at the Los Angeles Memorial Coliseum that raises more than \$2 million dollars for ThinkCure!, the team's official charity.

March 31, 2011: Don Mattingly picks up his first win as Dodger Manager as Los Angeles defeats San Francisco 2-1 on Opening Day at Dodger Stadium.

April 2, 1962: The California Angels and Los Angeles Dodgers play their first game ever against each other, as the Angels edge the Dodgers, 6-5 and begin the Freeway Series.

April 3, 2016: Rookie manager Dave Roberts wins his first Major League game as a Dodger, 15-0, over the San Diego Padres, the largest Opening Day victory in Dodgers' history.

April 3, 2006: A Dodger Stadium regular season-record crowd of 56,000 fans sees the Dodgers face the Braves on Opening Day.

April 5, 1913: Ebbets Field opens as 25,000 fans see the Brooklyn Dodgers, behind Nap Rucker, beat New York, 3-2, in an exhibition game. Casey Stengel hits the first home run in the new ballpark.

April 6, 2005: The Dodgers are recognized by *Guinness World Records Book* as having registered the "Highest Cumulative Attendance for a Baseball Franchise."

April 7, 1969: Bill Singer is credited with the first official save in baseball history

April 8, 1994: Atlanta Braves' Kent Mercker no-hits the Dodgers, 6-0, becoming the fifth opposing pitcher to no-hit the Dodgers since they came to Los Angeles and is only the second no-hitter by an opponent at Dodger Stadium. Dodger rookie pitcher Chan Ho Park also makes his history Major League debut, pitching the ninth inning.

April 8, 2015: Adrian Gonzalez became the first player in Major League history to slug five home runs in his team's first three games of the season.

April 9, 1913: The Brooklyn Dodgers play their first regular-season game at Ebbets Field as Nap Rucker blanks Philadelphia, 1-0.

April 9, 1981: Fernando Valenzuela makes his first Major League start, substituting for Jerry Reuss, on Opening Day and blanks the Astros, 2-0.

April 10, 1962: Dodger Stadium opens with 52,564 fans in attendance to see the Dodgers and Reds, with Cincinnati winning, 6-3.

April 11, 2016: The Dodgers and the city of Los Angeles dedicate Vin Scully Avenue in honor of Hall of Famer Vin Scully, who completed his 67th and final season in the broadcast booth for the Dodgers in 2016.

April 11, 1947: Jackie Robinson becomes the first African-American player to sign a Major League contract as he does so with the Brooklyn Dodgers.

April 11, 1962: Jim Gilliam homers and Sandy Koufax goes the distance as the Dodgers beat the Reds, 6-2 in the club's first win at Dodger Stadium.

April 13, 1954: Future Hall of Famer Walter Alston makes his debut as a Dodger manager, the first of 23 consecutive seasons with the club.

April 13, 2012: Aaron Harang establishes a franchise record by striking out nine consecutive Padre hitters, breaking Johnny Podres' old mark. He finished the night with 13 Ks in 6.1 innings, tying his career high for strikeouts (Sept. 29, 2007) and became the first Dodger pitcher in the last 90 seasons to have 13 or more strikeouts in a game when pitching fewer than 7.0 innings.

April 13, 2009: In the club's home opener, Orlando Hudson becomes the second L.A. Dodger to hit for the cycle and the first since Wes Parker in 1970. The contest against the Giants was Hudson's first home game as a Dodger.

April 14, 1964: Sandy Koufax tosses a 4-0 shutout over the Cardinals in the only Opening Day start of his career.

April 15, 1947: Jackie Robinson plays his first Major League game, thus becoming the first African-American player to play in the Majors.

April 15, 2009: At 21 years and 27 days, left-hander Clayton Kershaw becomes the youngest pitcher in L.A. Dodger history to strike out at least 13 batters in game, when he fans 13 against the Giants.

April 15, 2017: A first-of-its-kind statue dedicated to Jackie Robinson is unveiled on the Reserve Level at Dodger Stadium, commemorating the 70th anniversary of his Major League debut.

April 16, 1983: Playing for the Padres at Dodger Stadium, former Dodger Steve Garvey appears in his 1,118th consecutive Major League game to set a NL record.

April 18, 1950: Vin Scully joins Red Barber and Connie Desmond in the broadcast booth.



Ebbets Field

THIS DATE IN DODGER HISTORY

- April 18, 1958:** Before a crowd of 78,672 at the Coliseum, the Dodgers play their first game in Los Angeles and defeat the San Francisco Giants, 6-5.
- April 19, 1890:** The Dodgers (a.k.a. Bridegrooms) play their first National League game at Washington Park and lose to the Boston Braves, 15-9.
- April 19, 1956:** In the first Dodger game played at Roosevelt Stadium in New Jersey, Roy Campanella collects his 1,000th Major League hit.
- April 21, 1890:** The Dodgers win their first National League game with a 7-6 decision over the Braves.
- April 21, 1957:** After 737 games in Los Angeles, Dodger fans experience the first rainout since the club's move West.
- April 22, 1958:** The first night game in Los Angeles is played at the Coliseum as the Dodgers defeat the Chicago Cubs, 4-2.
- April 23, 1958:** Pee Wee Reese plays in his 2,000th game and Gil Hodges hits his 300th homer.
- April 24, 1962:** Sandy Koufax ties his own team record by striking out 18 Cubs in a 10-2 victory.
- April 25, 1976:** Rick Monday of the Cubs saves the American flag as he rescues it from two dissidents who try to burn it in the Dodger Stadium outfield. The following season, Monday begins an eight-year career with the Dodgers.
- April 27, 1891:** The Dodgers play their first home game at Eastern Park, the second of seven ballparks they would call home in franchise history.
- April 27, 1929:** Brooklyn Dodgers relief pitcher Clise Dudley becomes the first player to hit a home run on the first Major League pitch thrown to him.
- April 28, 1985:** Fernando Valenzuela sets a MLB record of 41 consecutive innings without allowing an earned run to start the season.
- April 29, 2017:** L.A. hits back-to-back-to-back home runs (Yasiel Puig, Cody Bellinger and Justin Turner) to tie the game in the ninth inning against the Phillies, the first time a big league team hit three consecutive home runs to tie the game since the Dodgers accomplished the same feat in 2006.
- April 30, 2014:** The Dodgers reached 10,000 wins with a 6-4 victory over the Twins.
- April 30, 2012:** Matt Kemp rips his 12th home run of the month, setting a new Dodger franchise record for homers in April
- April 30, 2011:** Andre Ethier goes 2-for-4 to set a Major League record for the longest all-time April hitting streak at 26 games, passing Joe Torre's old mark of 22 games set in 1971.
- May 1, 1920:** The Dodgers and the Boston Braves play 26 innings -- the longest in Major League history only to tie the Boston Braves, 1-1. Dodger pitcher Leon Cadore pitches all 26 innings, including 20 consecutive scoreless innings.
- May 2, 2012:** The new Dodger ownership group that includes Mark R. Walter as its controlling partner, as well as Ervin "Magic" Johnson, Peter Guber, Stan Kasten, Bobby Patton and Todd Boehly are introduced to the media and fans at a news conference at Dodger Stadium. On May 5 at Wrigley Field, the Dodgers 5-1 victory over the Cubs becomes the first win in the Guggenheim Baseball Management era.
- May 3, 2017:** Vin Scully is inducted into the Dodgers' Ring of Honor, becoming the first non-uniformed member of the organization to be recognized with an official retirement ceremony.
- May 6, 2009:** The Dodgers establish a modern-day record by winning their 13th consecutive home game to start the season and also tie a Dodger Stadium record for the club's longest home winning streak in the ballpark's 47-year history.
- May 6, 2011:** Andre Ethier picks up three hits at New York-NL to extend his hitting streak to 30 games, the second-longest run in franchise history. He would go 0-for-4 the next day, bringing the streak, which started on April 2, to an end.
- May 7, 1959:** A Major League-record 93,103 fans salute Roy Campanella as the Dodgers and Yankees play an exhibition game in the Los Angeles Coliseum.
- May 7, 1970:** Wes Parker becomes the first L.A. Dodger to hit for the cycle in a game against the New York Mets.
- May 11, 1963:** Sandy Koufax pitches a no-hitter against the San Francisco Giants and the Dodgers win, 8-0.
- May 12, 1956:** In the first no-hitter to be nationally televised, Carl Erskine blanks the Giants, 3-0, and records his second no-hitter.
- May 13, 1958:** Charlie Neal's opposite-field home run becomes the first to clear the right field fence at the Coliseum
- May 13, 1991:** Mike Scioscia catches his 1,219th game as a Dodger to become the all-time leader in games caught in L.A. history.
- May 13, 2004:** After singing the National Anthem and God Bless America prior to the game against the Cubs, Jose Lima turned in the longest relief outing of his career, posting 5.2 scoreless innings.
- May 14, 1968:** Don Drysdale starts his 58 consecutive scoreless inning streak with a 1-0 shutout of the Cubs.
- May 17, 2008:** Chan Ho Park, Hong-Chih Kuo, and Takashi Saito are the first trio of pitchers from different Asian countries to pitch all nine innings of a big league game.
- May 20, 1972:** In the fastest game ever at Dodger Stadium (one hour, 30 minutes), Al Downing two-hits Houston, 3-0.
- May 21, 2008:** Hiroki Kuroda and Takshi Saito are the first Japanese starter and reliever to record the win and the save in the same big league game.
- May 23, 2002:** Shawn Green becomes the 14th player in Major League history to hit four home runs in a game as the Dodgers rout Milwaukee, 16-3. Green sets a Major League record with 19 total bases and ties a Major League mark scoring six runs. The club sets a new team record with eight home runs.
- May 24, 1973:** Willie Davis becomes the first Los Angeles Dodger to get six hits in a 16-inning game against the New York Mets.
- May 25, 2014:** Josh Beckett tosses his first career no-hitter against the Phillies at Citizens Bank Park and the 21st no-hitter in franchise history.
- May 26, 1971:** Maury Wills singles in the fifth inning vs. San Francisco for the 2,000th hit of his career.
- May 27, 1957:** The Dodgers and Giants are granted permission to move to the West Coast by National League club owners.
- May 28, 2001:** Paul Lo Duca ties a Dodger record by recording six hits against Colorado as they outlast the Rockies, 7-6, in 11 innings. Shawn Green has four hits, including the game-winner.
- May 30, 1962:** Maury Wills homers right-handed and left-handed in a game as the Dodgers sweep a doubleheader against the Mets.
- May 31, 1968:** Don Drysdale's consecutive scoreless streak continues when umpire Harry Wendelstedt rules Giants' Dick Dietz did not attempt to get out of the way of Drysdale's bases-loaded pitch (streak ends on June 8 at 58.2 innings pitched).
- June 1, 1955:** Duke Snider becomes the first Dodger to hit three homers in a game on two separate occasions when he does it for the second time at Ebbets Field against the Braves.
- June 3, 2016:** Corey Seager launches three solo home runs, becoming the first Dodger rookie to hit three in a game. Seager was the first rookie shortstop in MLB history to have a three-homer game and the sixth youngest player overall to accomplish the feat.
- June 3, 1958:** Voters elect to allow the Dodgers to purchase land in Chavez Ravine for the new stadium.
- June 3, 1983:** Second baseman Steve Sax and catcher Dave Sax



On June 4, 1972, (left to right) Hall of Famers Jackie Robinson, Roy Campanella and Sandy Koufax become the first players to have their uniform numbers retired by the Dodgers. Ceremonies were held during Oldtimers Day festivities at Dodger Stadium.

THIS DATE IN DODGER HISTORY

become the first brothers to start in the same game for the Dodgers in a contest against the New York Mets.

June 3, 1989: The Dodgers play their longest game in team history, seven hours and 14 minutes, but lose to the Houston Astros, 5-4, in an L.A.-record 22 innings. The Dodger use a team-record nine pitchers, including infielder Jeff Hamilton.

June 4, 1972: Jackie Robinson (42), Roy Campanella (39) and Sandy Koufax (32) have their uniform numbers retired at Dodger Stadium.

June 4, 1964: Sandy Koufax throws his third no-hitter, the only one on the road, by fanning 12 Philadelphia batters and winning, 3-0.

June 4, 1990: Ramon Martínez strikes out 18 Atlanta batters in a 6-0 win over the Braves to tie the Dodger record of Sandy Koufax.

June 5, 1977: Walter Alton, Dodger manager for 25 years, has his number (24) retired.

June 8, 1955: Pitcher Tommy Lasorda is optioned to the Dodgers' Triple-A affiliate Montreal to make room on the club for Sandy Koufax.

June 9, 1982: Dodger broadcaster Vin Scully has his star placed on the Hollywood Walk of Fame.

June 10, 1975: Davey Lopes steals second base against Montreal to begin his MLB-record string of 38 consecutive stolen bases.

June 12, 2005: Hee-Seop Choi slugs three home runs vs. Minnesota, marking the 16th time in franchise history that a player has accomplished that feat and the first Major Leaguer of Asian descent to go deep three times in a game. He would hit three more homers over the next two games for a total of six in three games, becoming just the 12th player in Major League history to accomplish that feat.

June 13, 2014: Clayton Kershaw starts his 41.0 consecutive scoreless innings streak with a 4-3 victory over the Diamondbacks.

June 14, 1995: Hideo Nomo breaks a 41-year-old Dodger rookie record as he records 16 strikeouts in an 8-5 victory over the Pirates. The franchise mark was previously held by Karl Spooner, who had 15 in a 1954 game vs. the New York Giants.

June 15, 1938: A crowd of 38,748 at Ebbets Field watches the first night game in New York (Reds' Johnny Vander Meer no-hitter).

June 18, 1997: Hideo Nomo and Shigetoshi Hasegawa become the first Japanese players to appear in the same Major League game as the Dodgers and Angels square off in Interleague Play.

June 18, 2004: In their first-ever regular-season visit to Dodger Stadium, the Yankees fall to the Dodgers, 6-3, before the third-largest regular-season crowd in Dodger Stadium history (55,207).

June 18, 2014: Clayton Kershaw throws his first career no-hitter, becoming the 22nd Dodger to throw a no-hitter against the Colorado Rockies at Dodger Stadium. Struck out career-high 15 batters in an 8-0 victory and the 15 strike outs were the most ever for a Dodger in a no-hitter and the most by any pitcher in Major League history that did not allow a runner to reach base via hit, walk or hit by pitch.

June 19, 1938: The legendary Babe Ruth dons a Dodger uniform for the first time as a coach and takes batting practice with the team.

June 19, 1952: Carl Erskine pitches the first of his two no-hitters as he defeats Chicago, 5-0.

June 19, 1973: Willie Davis hits a home run for his 2,000th Major League hit against Atlanta.

June 20, 2016: Kenley Jansen sets the Dodger franchise save record with his 162nd career save in a 4-1 victory over the Washington Nationals.

June 20, 2008: The Dodgers receive a star on the Hollywood Walk of Fame. The star sits on Hollywood Boulevard, near Highland.

June 23, 1973: The Dodger infield of Steve Garvey, Davey Lopes, Bill Russell and Ron Cey begins its 8 1/2 years together as they start the second game of a doubleheader against the Reds.

June 24, 1947: Jackie Robinson steals home for the first of a Major League-record 19 times as a Dodger.

June 24, 1955: Sandy Koufax makes his Major League debut

June 25, 1984: Bill Russell becomes the L.A. Dodger leader in games played with 1,953. He went on to play in 2,181 games.

June 25, 2017: Kenley Jansen records his 51st strikeout before walking his first batter in his 31st game of the season, a Major League record of strikeouts to start a season without issuing a walk.

June 27, 1980: Pitcher Jerry Reuss no-hits the San Francisco Giants, 8-0, at Candlestick Park.

June 28, 2008: The Dodgers beat the Angeles, 1-0, despite getting no-hit for the 19th time in franchise history.

June 29, 1990: Fernando Valenzuela becomes the first Dodger in 10 years to throw a no-hitter as he blanks the Cardinals, 6-0.

June 30, 1962: Sandy Koufax throws the first of his four no-hitters, and the first in Los Angeles, blanking the New York Mets, 5-0, at Dodger Stadium.

June 30, 2013: Yasiel Puig completes his historic first month in the Majors with a four-hit game to reach 44 hits in his first calendar month in the big leagues, establishing a Dodger rookie record and placing second all-time by a player in his first career month behind only Joe DiMaggio's 48 in May 1936. Puig and DiMaggio are the only players in MLB history with at least 40 hits and four home runs in their first calendar month in the Majors.

July 1, 1990: More than 80 former Dodgers converge on Dodger Stadium to participate in the Equitable Oldtimers Game and celebrate the team's 100th Anniversary.

July 1, 2014: Clayton Kershaw's 41.0 consecutive scoreless innings streak ends with a 2-1 victory over the Padres. Tied for the fifth longest streak with Luis Tiant, who did it in 1968, during the expansion era.

July 2, 1958: A crowd of 66,485 pushes the Dodgers over the one million mark for the first time in the West as they draw 1,016,285 in just 35 games.

July 2, 2002: Eric Gagné reaches the 30-save mark faster than any other pitcher as he preserves a 4-0 victory over the Arizona Diamondbacks.

July 3, 1974: Mike Marshall extends his Major League record by appearing in his 13th consecutive game and saves his 11th in a 4-1 win over the Reds.

July 3, 2004: Eric Gagné converts his 84th consecutive save opportunity, setting the Major League record before finally having the streak snapped two days later.

July 3, 2007: Takashi Saito recorded his 47th save in his first 50 big league save opportunities, becoming the first Major League pitcher to accomplish the feat.

July 4, 1959: Maury Wills becomes the Dodger shortstop when he is called up from the minors to replace Don Zimmer, who had injured his foot.

July 4, 1980: Don Sutton sets a Dodger record by pitching his 52nd career shutout, 4-0, over the Giants.

July 5, 1991: In a 4-1 loss to the Braves, Dodger catcher Gary Carter collects his 2,000th career hit.

July 6, 1912: The cornerstone for Ebbets Field is set.

July 6, 1942: Leo Durocher becomes the first Dodger to manage in the All-Star Game.

July 6, 1955: Sandy Koufax makes his first Major League start.

July 6, 1980: Duke Snider has his uniform No. 4 retired in pregame ceremonies.

July 8, 1949: History is made as Don Newcombe, an African-American pitcher, faces Hank Thompson, an African-American batter from the Giants.

July 8, 1980: The 51st All-Star Game takes place at Dodger Stadium before 56,088 fans and Jerry Reuss gets the win in a 4-2 National League victory.

July 8, 2005: Jeff Kent registers his 2,000th career hit, a single off Roger Clemens, becoming the 66th player in Major League history to combine 300 home runs with 2,000 hits.

July 9, 1996: Mike Piazza is named MVP of the All-Star Game in Philadelphia. Before family and friends, Piazza drives in two runs with a 445-foot home run and a double. He is the first Dodger to win MVP honors since Steve Garvey in 1978.

July 11, 1978: With a pair of hits and two RBI in the All-Star Game, Steve Garvey is named the MVP for the second time in four years.

July 13, 1954: Manager Walter Alton manages in his first of a record nine All-Star Game appearances.

July 14, 1995: Ramon Martínez tosses a no-hitter, blanking the Marlins, 7-0. Martínez strikes out eight and faces one batter over the minimum.

July 15, 2017: Rookie Cody Bellinger hits for the third cycle in Los Angeles Dodger history, joining Wes Parker (1970) and Orlando Hudson (2009).

July 15, 2017: Alex Wood becomes the first Dodger to go 14 consecutive starts without a loss to begin a season since Rick Rhoden (19)

THIS DATE IN DODGER HISTORY

accomplished the feat in 1976.

July 17, 1976: Hall of Famer Walter Alston wins his 2,000th game as a manager as the Dodgers edge the Chicago Cubs, 5-4.

July 18, 1978: Don Sutton picks up his 200th career win as he bests the Pirates, 7-2.

July 20, 1970: Bill Singer, recently recovered from hepatitis, throws the only Dodger no-hitter in the 70s, as he blanks the Phillies, 5-0, at Dodger Stadium.

July 21, 1956: Hall of Famer Pee Wee Reese gets his 2,000th career hit

July 21, 2002: Dave Hansen breaks Manny Mota's club career pinch-hitting mark with his 107th off the bench against the San Francisco Giants.

July 23, 1962: Jackie Robinson is inducted into the Baseball Hall of Fame.

July 23, 1974: As a write-in candidate, Steve Garvey makes the NL All-Star squad and is named MVP as he gets two hits and drives in a run.

July 25, 2014: Yasiel Puig ripped three triples against the Giants, becoming the first Dodger to accomplish this feat since Jimmy Sheekard, who did so on Opening Day in 1901.

July 26, 1985: Pedro Guerrero reaches base safely for the 14th consecutive at-bat vs. Cubs to set a Dodger record, two shy of Ted Williams' Major League mark.

July 26, 1998: Longtime Dodger pitcher Don Sutton and Dodger broadcaster Jaime Jarrin are inducted into the Hall of Fame.

July 26, 2007: Brad Penny defeats the Rockies at Coors Field, running his record to 13-1 on the year and making him the first starting pitcher in Los Angeles Dodger history to win 13 of his first 14 decisions.

July 28, 1991: Pitcher Dennis Martinez of the Montreal Expos becomes the first opponent in Dodger Stadium history and only the second hurler in stadium history to toss a perfect game as he sets down 27 straight Dodgers before a crowd of 45,560.

July 29, 1996: Tommy Lasorda announces his retirement as Dodger manager.

July 31, 1974: Ron Cey drives in a then-L.A. Dodger-record eight runs, including two three-run homers in a 15-4 win over the Padres.

July 31, 1984: The Dodgers play host to the 1984 Olympic Summer Games baseball competition. Teams from eight countries participate in the demonstration tournament with Japan defeating the USA in the finals.

July 31, 2008: The Dodgers acquire future Manny Ramirez in a trade-deadline deal. Ramirez would put together two of the best months in Dodger history, hitting .396 with 17 home runs, 53 RBI and a .743 slugging percentage

August 1, 1890: "Oyster" Burns becomes the first Dodger to hit for the cycle in a 20-1 win over Pittsburgh.

August 2, 1981: Jackie Robinson becomes the first baseball player ever depicted on a United States postage stamp.

August 3, 1962: Don Drysdale wins his 20th game with an 8-3 victory over Chicago, making it the earliest date for a National League pitcher since 1918.

August 5, 1979: Don Sutton becomes the Dodgers' all-time strikeout leader with his 2,487th career strikeout in an 8-1 win over the San Francisco Giants.

August 5, 2013: The Dodgers beat the Cardinals, 3-2, for their franchise-record 15th consecutive road victory. The streak, which ran from June 25-Aug. 5, tied for the fourth-longest single-season road winning streak in MLB history.

August 5, 1969: Pittsburgh's Willie Stargell hits what is considered the longest home run at Dodger Stadium, a blast of 506 feet and six inches over the Right Field Pavilion.

August 6, 2017: By winning 43 of 50 games, the Dodgers post the best 50-game stretch in the Major Leagues since 1912.

August 7, 1972: Sandy Koufax is inducted into Baseball's Hall of Fame.

August 7, 1979: Manny Mota ties Smokey Burgess' all-time pinch-hit record of 144 hits with a single against the Houston Astros.

August 8, 2003: Eric Gagné sets a Major League record by converting his 39th consecutive save to start a season.

August 9, 1975: Davey Lopes steals his 32nd consecutive base against the New York Mets, breaking Max Carey's Major League mark.

August 11, 1951: The first game of a doubleheader with the Braves is the first Major League contest to be broadcast in color.

August 13, 1982: Against San Francisco, Steve Sax steals his 41st base to break Rudy Law's Dodger record for stolen bases by a rookie.

August 14, 1998: Don Sutton's uniform number 20 is retired against the Atlanta Braves at Dodger Stadium. He becomes the 10th player or manager in franchise history to receive this honor.

August 15, 2006: The Dodgers defeat the Florida Marlins for their 17th victory in 18 games, marking the first time they accomplished that feat since May/June 1899 when the team was still known as the Brooklyn Superbas.

August 17, 1992: Kevin Gross records the only no-hitter of the MLB season and the first one of his career blanking the Giants, 2-0.

August 18, 2001: Against the New York Mets, Shawn Green drives in his 100th RBI, becoming the first L.A. Dodger left-handed hitter to reach the century mark in RBI.

August 18, 2013: The Dodgers cap off a stretch of 42 wins in 50 games with a 5-0 shutout win over Philadelphia

August 22, 2016: The Dodgers hit seven homers, including four in one inning in an 18-9 victory over the Cincinnati Reds.

August 23, 1958: Gil Hodges cracks his 14th career grand slam and the first in Los Angeles Dodger history

August 23, 1989: In a 22-inning marathon the Dodgers defeat the Expos, 1-0, on Rick Dempsey's homer in the top of the 22nd. It was the Dodgers' second 22-inning game of the season. Dodger broadcaster Ross Porter sets a mark by calling all 22 innings on his own.

August 24, 1974: Davey Lopes steals an L.A. Dodger-record five bases against the St. Louis Cardinals. It gave him a Major League-record 38 consecutive stolen bases, though he was later caught stealing to end the streak.

August 25, 2012: The Dodgers acquire Adrian Gonzalez, Josh Beckett, Carl Crawford and Nick Punto from the Red Sox in arguably the biggest trade in franchise history. In his first game, Gonzalez belts a three-run homer at Dodger Stadium in his very first at-bat.

August 25, 2012: Andre Ethier breaks Ron Cey's 35-year-old Los Angeles Dodger franchise record set by Brooklyn Robin Edward Konetchy on Aug. 22-25 and ties the franchise record set by Brooklyn Robin Edward Konetchy on Aug. 28-July 1, 1919

August 26, 1939: With Hall of Famer Red Barber broadcasting at Ebbets Field, the Dodgers play the Reds in the first baseball game ever to be televised.

August 27, 2016: Corey Seager hits his 23rd homer of the season, breaking Glenn Wright's 86-year-old record for home runs by a Dodger shortstop.

August 27, 1988: Tommy Lasorda gets his 1,000th victory as a Dodger skipper when the Dodgers defeat the Philadelphia Phillies, 4-2.

August 28, 1945: Dodger President Branch Rickey tells Jackie Robinson that he has been chosen as the first African-American to play in the Major Leagues.

August 28, 2002: Eric Gagné sets a new single-season franchise record for saves with his 45th of the year.

August 29, 2006: For the first time in franchise history, the Dodgers start and end a game with a home run, as Rafael Furcal leads off the contest with a homer vs. Cincinnati and Ramon Martinez's 16th-inning walk-off homer ends the game.

August 31, 1950: Gil Hodges hits a club-record four home runs and also gets a single against the Boston Braves.

August 31, 1959: Sandy Koufax ties a Major League record as he strikes out 18 Giants

September 1, 1890: The Dodgers and Pittsburgh play in the first-ever Major League tripleheader and the Dodgers win all three games.

September 2, 1979: Manny Mota gets his 145th career pinch-hit, breaking Smokey Burgess' all-time record.

September 2, 2003: Eric Gagné sets a Major League record by recording his 55th consecutive save

September 3, 1975: Steve Garvey starts his Dodger-record consecutive games playing streak in a game at Cincinnati.

September 4, 1966: The Dodgers become the first team in the history of baseball to draw two million fans both at home and on the road in the same season as they beat the Reds, 8-6, in Cincinnati.

THIS DATE IN DODGER HISTORY

- September 6, 1981:** With his seventh shutout, Fernando Valenzuela ties an NL record for shutouts in a rookie season
- September 7, 2016:** For the first time in franchise history, the Dodgers have a rookie starter record the win in four consecutive games (Jose De Leon, Kenta Maeda, Ross Stripling and Brock Stewart).
- September 7, 2001:** Shawn Green puts himself in the record books as he belts two home runs against the St. Louis Cardinals to become the Dodgers all-time single-season leader with 44. He goes on to hit 49 that season to set the club record.
- September 7, 2004:** Robin Ventura hits a pinch-hit grand slam homer, the 18th grand slam of his career to move him into third place on the all-time Major League list.
- September 8, 2004:** One day after Robin Ventura cracked a pinch-hit grand slam, Olmedo Saenz did the same thing, marking the first time in Major League history that a team had pinch-hit grand slams in back-to-back games.
- September 9, 1965:** Sandy Koufax pitches a perfect game and his fourth no-hitter with a 1-0 win over the Chicago Cubs at Dodger Stadium. There is only one hit in the game (by Lou Johnson), a Major League record.
- September 11, 1947:** At age 21, Ralph Branca becomes the youngest Dodger 20-game winner as he defeats the Cardinals, 4-3.
- September 12, 1947:** The *Sporting News* names Jackie Robinson Rookie of the Year.
- September 12, 2000:** Dave Hansen hits his Major League-record seventh pinch-hit home run of the season off Arizona's Curt Schilling and breaks Johnny Frederick's 1932 mark of six.
- September 13, 1925:** Dazzy Vance throws a no-hitter against the Phillies only five days after one-hitting them.
- September 14, 1993:** Mike Piazza hits his 29th and 30th homers, setting a new Major League rookie record for catchers
- September 15, 1978:** The Dodgers become the first team to record over three million in attendance, as they draw 47,188 for a Don Sutton shutout against Atlanta to put them at 3,011,368 for the season.
- September 15, 2009:** Andre Ethier hits a two-run walk-off homer off Pittsburgh's Phil Dumatrait in the 13th inning to tie a Major League record with four walk-off home runs in a season.
- September 15, 2015:** The Dodgers were involved in a record-setting game against the Rockies, where MLB records were set for most combined players (58) and most combined pitchers (24) in a game. Los Angeles set a franchise record by using 11 pitchers and 28 total players (tied record, also: Sept. 13, 1982 vs. Padres) in the 5-4 loss in 16 innings.
- September 16, 1957:** In a historic move, the Los Angeles City Council agrees to a contract with the Dodgers in which the city will sell them 300 acres in Chavez Ravine.
- September 17, 1996:** Hideo Nomo throws his first no-hitter as he blanks the Colorado Rockies, 9-0, at Coors Field. It is the 20th no-hitter in franchise history.
- September 17, 2010:** Don Mattingly is announced as the ninth manager in Los Angeles Dodger history, effective at the end of the season. Mattingly also becomes the 27th skipper in franchise history.
- September 18, 2006:** Trailing 9-5 against San Diego in the bottom of the 9th inning, the Dodgers tie a Major League record with four consecutive homers by Jeff Kent, J.D. Drew, Russell Martin and Marlon Anderson, marking just the 4th time in history the feat had been accomplished. The four homers in an inning equaled the franchise record. After falling behind 10-9 in the 10th inning, Nomar Garciaparra hits a walk-off, two-run homer in the bottom of the frame, the team's 7th home run of the game to tie their Dodger Stadium record.
- September 19, 2013:** The Dodgers clinch their 12th NL West championship, their earliest clinching date since moving to LA.
- September 20, 1961:** The Dodgers defeat the Cubs, 3-2, in the last game played at the Coliseum, as Sandy Koufax fans 15 and Norm Sherry hits the last home run there.
- September 20, 1993:** Dave Hansen sets a new Dodger single-season record with his 18th pinch-hit of the year against Cincinnati.
- September 22, 1957:** Duke Snider hits the final Dodger home run at Ebbets Field.
- September 22, 2017:** Cody Bellinger hits his 39th home run of the year, setting the National League rookie home run record.
- September 23, 1962:** Maury Wills steals his 97th base to break Ty Cobb's Major League record.
- September 23, 2008:** Manny Ramirez's two-run double in the first inning makes him just the second player (Carlos Beltran, 2004) in Major League history to record 50 RBI in both leagues in the same season.
- September 24, 1929:** Johnny Frederick belts his Major League rookie-record 52nd double in an 8-6 loss to the Phillies. It still remains a Dodger record.
- September 24, 1957:** The Dodgers play their last game ever at Ebbets Field as Danny McDevitt shuts out the Pirates, 2-0.
- September 25, 2016:** Hall of Fame broadcaster Vin Scully calls his final game at Dodger Stadium, a dramatic 10th inning walk-off homer by Charlie Culberson to clinch the 2016 National League West title for a franchise record setting fourth consecutive season.
- September 24, 2009:** Matt Kemp becomes the first Dodger in franchise history with at least 25 homers, 100 RBI and 30 stolen bases in a season.
- September 25, 1965:** Sandy Koufax breaks Bob Feller's Major League record of 348 strikeouts for the season and goes on to post a 2-0 shutout over St. Louis.
- September 25, 1997:** Mike Piazza collects three hits against Colorado to give him 195, breaking the Major League record for most hits in a season by a player whose normal position is catcher.
- September 25, 2008:** The Dodgers clinch their 10th division title when an afternoon loss by Arizona gives them the NL West championship. Los Angeles reaches the playoffs for the third time in five seasons, the fourth time they have done that in L.A. Dodger history.
- September 27, 2004:** Adrian Beltre hits a grand slam off Colorado's Shawn Estes to tie Mike Schmidt for the most home runs in a single season by a third baseman in Major League history (48).
- September 27, 2013:** Clayton Kershaw tosses 6.0 scoreless innings against Colorado to wrap up his third consecutive MLB ERA title (1.83).
- September 28, 1962:** Maury Wills steals his 104th base of the season, after breaking Ty Cobb's big league record (96) on Sept. 23
- September 28, 1963:** Tommy Davis gets two hits and finishes with a .326 batting average and becomes the youngest player (24) to win two consecutive National League batting crowns.
- September 28, 1988:** Orel Hershiser pitches his 59th consecutive scoreless inning, as he throws 10 shutout innings against the San Diego Padres, and breaks Don Drysdale's 1968 Major League mark of 58 consecutive scoreless innings.

LOS ANGELES CLINCHING DATES

Year	Date	Opponent	Game No.
2017	Sept. 22	San Francisco	154
2016	Sept. 25	Colorado	156
2015	Sept. 29	at San Francisco	157
2014	Sept. 24	San Francisco	159
2013	Sept. 19	at Arizona	153
2009	Oct. 3	Colorado	161
2008	Sept. 25	San Diego	159
2006	Sept. 30	at San Francisco	161+
2004	Oct. 2	San Francisco	161
1996	Sept. 27	San Diego	160+
1995	Sept. 30	at San Diego	143*
1988	Sept. 26	at San Diego	157
1985	Oct. 2	at Atlanta	158
1983	Sept. 30	San Francisco	160
1981	Won first half of split-season		
1978	Sept. 23	San Diego	155
1977	Sept. 20	at San Francisco	151
1974	Oct. 1	at Houston	161
1966	Oct. 2	at Philadelphia	162
1965	Oct. 2	Milwaukee	161
1963	Sept. 24	New York Mets	158
1959	Sept. 29	Milwaukee	156
+ NL Wild Card * 144-game season			

THIS DATE IN DODGER HISTORY

- September 28, 2006:** At Coors Field in Denver, rookie James Loney hits two home runs and has an L.A. Dodger record-setting nine RBI, which ties Gil Hodges for the franchise single-game record.
- September 28, 2011:** Matt Kemp slugs his 39th and final home run of the season in the club's final game, becoming the first Dodger ever to lead the NL in home runs, RBI (126) and runs scored (115).
- September 29, 1976:** Tommy Lasorda is named to succeed Walter Alston as manager of the Dodgers.
- September 29, 2000:** Gary Sheffield ties Duke Snider's club record of 43 home runs in a season with a home run in San Diego.
- September 29, 2006:** Takashi Saito registers his 23rd save of the season to set the franchise rookie record. The next day, he notches No. 24 to extend the mark for saves by a rookie to 24.
- September 29, 2015:** The Dodgers defeat San Francisco, 8-0, behind Clayton Kershaw's one-hitter, claiming its third consecutive and 14th overall NL West title, marking the first time in franchise history that the team reached the postseason in three straight seasons.
- September 30, 1956:** The Dodgers defeat Pittsburgh, 8-6, for the NL title as Don Newcombe wins his 27th game of the season.
- September 30, 1984:** Against San Francisco, Bill Russell plays in his 2,000th game as a Dodger.
- September 30, 2007:** The Dodgers set a single-season franchise record for paid attendance with 3,857,036.
- October 1, 1974:** The Dodgers clinch the National League West title with an 8-5 win over Houston. Don Sutton wins his 19th game, Mike Marshall appears in a record 106th game and the Dodgers reach 100 wins for the second time in Los Angeles.
- October 1, 1990:** Right-hander Ramon Martinez becomes the youngest Dodger to win 20 games since Ralph Branca in 1947 as he defeats the Padres, 2-1. In the process he completes his 12th game and finishes as the Major League leader.
- October 1, 1993:** Mike Piazza sets a new Dodger rookie record for RBI as he drives in his 107th run of the year against San Francisco breaking the mark of 106 held by Del Bournette since 1928.
- October 1, 2017:** The Dodgers finish with a 104-58 regular season record, the best in the NL since 1974 and the best in Los Angeles history.
- October 2, 1953:** In a classic pitcher's duel, Carl Erskine strikes out 14 Yankees, including Mickey Mantle four times, setting a then-World Series single-game record as the Brooklyn Dodgers defeat New York, 3-2, in Game 3 of the World Series.
- October 2, 1955:** Duke Snider becomes the first Major Leaguer to have four homers in a World Series when he belts two in Game 5, helping the Dodgers to a 5-3 victory over the Yankees
- October 2, 1963:** Dodger pitcher Sandy Koufax goes the distance in Game 1 of the World Series, limiting the Yankees to six hits and striking out 15 for a then-World Series single-game record as Los Angeles defeats New York, 5-2.
- October 2, 1965:** Sandy Koufax strikes out 15 Milwaukee Braves on two days rest to bring his season total to 382. It is his 26th win, as the Dodgers clinch the National League flag.
- October 2, 1966:** Sandy Koufax gets his 27th win at Philadelphia to give the Dodgers back-to-back pennants.
- October 2, 1977:** With Dusty Baker's 30th homer on the final day of the season against Houston at Dodger Stadium, the Dodgers set an ML record by having four players on the same team to hit 30 or more home runs in a season. Ron Cey, Reggie Smith and Steve Garvey are the others.
- October 2, 1985:** The Dodgers clinch the NL West as the Dodgers beat Atlanta, 9-3, and Cincinnati loses in San Diego.
- October 2, 2004:** Steve Finley's walk-off grand slam clinches the NL West for the Dodgers, erasing a 3-0 deficit in the bottom of the ninth inning against the Giants. It was the Dodgers' 10th grand slam of the year, marking a new franchise single-season record.
- October 3, 1916:** The Dodgers clinch their first-ever World Series appearance as they beat the Giants, 9-6, for the NL pennant.
- October 3, 1947:** Cookie Lavagetto breaks up Yankee starting pitcher Bill Bevens' no-hitter in the ninth inning with a two-out, two-run double helping the Dodgers steal Game 4 of the World Series from New York, 3-2.
- October 3, 1951:** Bobby Thomson's dramatic game-winning home run gives the New York Giants a 5-4 victory over the Dodgers in the deciding playoff game for the National League pennant.
- October 3, 1962:** Maury Wills steals three bases against the Giants to give him a then-Major League single-season record 104.
- October 3, 1999:** Mark Grudzielanek finishes the season with a .326 average, the highest by a National League shortstop since Hall of Famer Arky Vaughan batted .335 for the 1936 Pittsburgh Pirates.
- October 3, 2009 :** The Dodgers clinch their 11th NL West title with a 5-0 win over Colorado, capturing consecutive division crowns for the first time since 1977-78.
- October 4, 1913:** First baseman Jake Daubert is named the National League Most Valuable Player.
- October 4, 1955:** Johnny Podres shuts out the New York Yankees, 2-0, in Game 7 of the World Series giving the Dodgers their first-ever World Championship. Sandy Amoros makes a spectacular game-saving catch in the sixth inning, turning a Yogi Berra line drive into a double play.
- October 4, 1959:** The Dodgers beat the Chicago White Sox, 3-1, in the first World Series game ever played in Los Angeles before the first of three straight 90,000-plus crowds at the Coliseum.
- October 4, 2008:** With a 3-1 victory over the Chicago Cubs in Game 3 of the NLDS, the Dodgers win their first postseason series in 20 years.
- October 4, 2015:** Clayton Kershaw strikes out seven against the Padres to record 301 strikeouts in his final start of the season, becoming the first MLB pitcher to reach 300 strikeouts since 2002 and ranking the fourth highest single-season total in franchise history.
- October 5, 2001:** In the longest nine-inning game in Major League history, four hours and 27 minutes, the Dodgers outlast the Giants, 11-10. Barry Bonds belts his record-breaking 71st home run off Chan Ho Park.
- October 6, 1920:** Burleigh Grimes tosses the first World Series shutout by a Dodger, blanking the Cleveland Indians, 3-0.
- October 6, 1959:** The largest World Series crowd ever, 92,706 attends Game 5 at the Los Angeles Coliseum.
- October 6, 1963:** The Dodgers complete a four-game sweep over the New York Yankees to win the World Series title.
- October 7, 2016:** Dave Roberts and Washington Nationals' Manager Dusty Baker become the first African-American managers to face each other in MLB postseason history.
- October 7, 1978:** Bill Russell's 10th inning single scores Ron Cey as the Dodgers clinch their second straight NL pennant with a 4-3 victory over the Phillies in Game 4 of the NLCS.
- October 7, 2013:** Juan Uribe's dramatic two-run, eighth inning home run gives the Dodgers a 4-3 come-from-behind win over Atlanta to clinch the NLDS. Juan Uribe became the second player in Dodger history to hit a behind-to-ahead home run in the seventh inning or later of a postseason game.
- October 8, 1957:** Dodger President Walter O'Malley announces the club's westward move to Los Angeles.
- October 8, 1959:** Larry Sherry pitches five scoreless innings in relief as the Dodgers win their first World Championship in Los Angeles with a 9-3 win over Chicago.
- October 8, 2009:** Pinch-hitter Mark Loretta hits a walk-off bases-loaded single to give the Dodgers a 3-2 win over St. Louis in Game 2 of the NLDS for the fourth game-ending hit in Los Angeles Dodger postseason history.
- October 9, 1988:** Mike Scioscia ties Game 4 of the NL Championship Series with a two-run homer in the ninth inning. Kirk Gibson later wins the game on a 12th-inning homer, 5-4.
- October 9, 2004:** Facing a 2-0 deficit in the NL Division Series, Jose Lima pitches a complete-game, five-hit shutout at Dodger Stadium, marking the only complete game of the entire 2004 postseason in Major League Baseball.
- October 10, 1920:** In Game 5 of the World Series against the Indians, Cleveland second baseman Billy Wambsganss converts what is still the only unassisted triple play in the World Series.
- October 11, 1978:** In a classic World Series confrontation, rookie Bob Welch strikes out Yankee slugger Reggie Jackson with two outs in the bottom of the ninth inning to give the Dodgers a 4-3 victory in Game 4.
- October 12, 1988:** Orel Hershiser continues his masterful season as he shuts out the New York Mets, 6-0, and gives the Dodgers the National League pennant before 55,693 fans at Dodger Stadium.

THIS DATE IN DODGER HISTORY

- October 14, 1965:** The Dodgers win their third World Championship in seven seasons as they best the Minnesota Twins, 2-0, in Game 7. Sandy Koufax tosses his second shutout of the series and "Sweet" Lou Johnson homers in the fourth inning.
- October 15, 1988:** Kirk Gibson belts a dramatic two-out ninth-inning, pinch-hit, two-run homer to give the Dodgers a 5-4 victory over Oakland in Game 1 of the World Series.
- October 15, 2017:** On the anniversary of Kirk Gibson's legendary home run, Justin Turner hits a three-run walk-off home run in Game 2 of the NLCS
- October 19, 2016:** Julio Urias becomes the youngest starting pitcher in MLB postseason history at 20 years, 68 days when he takes the mound for Game 4 of the NLCS against the Cubs.
- October 19, 1981:** Rick Monday's ninth-inning homer propels the Dodgers to a 2-1 victory in the fifth and decisive game of the NLCS in Montreal.
- October 19, 2017:** Los Angeles earns its first World Series berth in 29 years as they defeat the Chicago Cubs in Game 5 of the NLCS, led by Kiké Hernández's three home runs and seven RBI. Chris Taylor and Justin Turner are named Co-MVPs of the NLCS, combining for four homers and 10 RBI.
- October 20, 1988:** The Dodgers defeat the Oakland A's, 5-2, in Game 5 of the World Series for their sixth World Championship.
- October 23, 1945:** Dodger President Branch Rickey announces that the Dodgers have signed Jackie Robinson to their Triple-A Montreal club.
- October 24, 2017: With his seventh career playoff victory in Game 1 of the World Series, Clayton Kershaw becomes the winningest pitcher in Dodger postseason history...his 11 strikeouts also tie Don Newcombe (1949, Game 1 vs. NYY) for the most strikeouts in a World Series game without a walk.
- October 26, 1950:** Walter O'Malley becomes the new president and chief stockholder of the Dodgers.
- October 28, 1981:** Pedro Guerrero hits a homer and drives in five runs as the Dodgers defeat the Yankees, 9-2, and win their fifth World Series Championship, the first under Manager Tommy Lasorda.
- October 28, 2017:** Alex Wood's 5.2 hitless innings in game 4 of the World Series marks the longest no-hit bid in World Series history by a Dodger, passing Sandy Koufax's 4.2 hitless innings in Game 1 of the 1963 World Series...the Dodgers go on to win, 6-2
- October 29, 2017:** Andre Ethier passes Bill Russell for most postseason games played in as a Dodger, appearing in 51 games.
- November 1, 1942:** Branch Rickey is named the General Manager of the Dodgers.
- November 1, 1951:** Roy Campanella wins the first of his three National League MVPs
- November 1, 2017:** Brandon Morrow became the just the second pitcher to appear in all seven World Series games, joining Darold Knowles (1973).
- November 5, 2007:** Joe Torre becomes the 8th Manager in Los Angeles Dodger history and the 26th in franchise history
- November 7, 1974:** Mike Marshall becomes the first relief pitcher to win the Cy Young Award.
- November 10, 1988:** Orel Hershiser is unanimously named as the recipient of the National League Cy Young Award.
- November 12, 2014:** Clayton Kershaw unanimously wins his second consecutive and third career NL Cy Young Award, becoming the 14th unanimous winner of the award and the first-ever to win the honor three times before the age of 27.
- November 13, 2014:** A day after receiving his third Cy Young Award, Clayton Kershaw is named NL Most Valuable Player, becoming just the fourth Dodger pitcher to win the award and the fourth NL pitcher to be selected as MVP in the Cy Young era (since 1956).
- November 13, 2003:** Eric Gagné captures the NL Cy Young Award, becoming just the ninth reliever in Major League history to take home the award.
- November 13, 2013:** Clayton Kershaw wins his second Cy Young Award, becoming just the second Dodger with multiple Cy Young Awards (Koufax).
- November 13, 2017:** Cody Bellinger was unanimously named the NL Rookie of the Year, becoming the 18th Dodger to win the award.
- November 15, 2016:** Corey Seager unanimously wins the NL Rookie of the Year, becoming the 17th Dodger to win the award
- November 15, 2005:** The Dodgers name Ned Colletti the 10th General Manager in Los Angeles Dodger history.
- November 17, 2011:** Clayton Kershaw wins the National League Cy Young Award with 27 out of 32 possible first-place votes, becoming the second-youngest Dodger to win the award at 23 behind only a 20-year-old Fernando Valenzuela in 1981.
- November 18, 1966:** Sandy Koufax retires.
- November 21, 1956:** Don Newcombe becomes the first National Leaguer to win MVP and Cy Young awards in the same season.
- November 23, 2015:** Dave Roberts is named the 10th manager in Los Angeles Dodger history and the 28th in franchise history. Roberts becomes the Dodger's first-ever minority manager.
- November 24, 1953:** Walter Alston is named Dodger manager. Alston goes on to manage 23 seasons for the Dodgers, winning four World Championships.
- December 8, 1955:** Roy Campanella wins his third National League MVP Award.

DODGERS TRIPLE PLAYS

Date	Opponent	Score	Inning	Positions
May 21, 1890	Cincinnati	W, 19-4	--	2B-1B
May 29, 1890	Chicago	W, 8-4	--	SS-2B-1B-C
May 26, 1893	at Baltimore	L, 1-6	--	2B-C-3B-SS
May 29, 1897	at Pittsburgh	L, 7-9	--	CF-SS
May 22, 1901	St. Louis	W, 5-4	2	SS-1B-3B-C
July 16, 1906	at Cincinnati	L, 6-7	7	2B-SS-1B-C
Sept. 3, 1908	at Philadelphia	L, 1-6	--	P-2B-1B
April 28, 1910	at Boston	W, 10-3	7	RF-1B-3B-C-3B
Oct. 4, 1911	New York	L, 0-2	9	1B-2B-3B
June 3, 1912	Cincinnati	L, 4-7	8	SS-C-3B-2B
Sept. 1, 1921	New York	W, 5-1	5	3B-SS
June 14, 1926	St. Louis	W, 8-5	7	SS-2B
May 18, 1929	at Philadelphia	W, 20-16	5	1B-SS
May 25, 1929	Philadelphia	W, 5-3	8	SS-1B-2B
Aug. 9, 1930	at St. Louis	L, 3-4	4	RF-2B
May 13, 1932	at Cincinnati	W, 5-3	3	SS-2B-1B
June 1, 1939	Chicago	W, 3-2 (14)	12	3B-2B-3B-C
Aug. 6, 1944	Boston	L, 7-8	7	2B-C-1B-SS
April 26, 1949	Boston	W, 5-2	3	LF-2B-1B
June 15, 1996	at Atlanta	W, 6-2	1	SS-2B-1B
June 13, 1998	Colorado	L, 2-4	5	P-SS-2B-3B
April 15, 2012	Padres	W, 5-4	9	C-3B-SS-1B

DODGER HALL OF FAMERS

PLAYERS	YEARS W/DODGERS INDUCTED	PLAYERS	YEARS W/DODGERS INDUCTED		
Bancroft, Dave	1928-29	1971	Manush, Heinie	1937-38	1964
Brouthers, Dan	1892-93	1945	Maranville, Rabbit	1926	1954
Bunning, Jim	1969	1996	Marichal, Juan	1975	1983
Campanella, Roy	1948-57	1969	Marquard, Rube	1915-20	1971
Carey, Max*	1926-29	1961	Martinez, Pedro	1993	2015
Carter, Gary	1991	2003	McCarthy, Thomas	1896	1946
Cuyler, Kiki	1938	1968	McGinnity, Joe	1900	1946
Drysdale, Don	1956-69	1984	Medwick, Joe	1940-43, 46	1968
Durocher, Leo*	1938-41, 43, 45	1994	Murray, Eddie	1989-91; 97	2003
Grimes, Burleigh*	1918-26	1964	Piazza, Mike	1992-98	2016
Henderson, Rickey	2003	2009	Reese, Pee Wee	1940-42, 46-58	1984
Herman, Billy**	1941-43, 46	1975	Robinson, Frank	1972	1982
Hoyt, Waite	1932, 37-38	1969	Robinson, Jackie	1947-56	1962
Jennings, Hughie	1899-1900, 03	1945	Snider, Duke	1947-62	1980
Keeler, Wee Willie	1893, 1899-1902	1939	Stengel, Casey*	1912-17	1966
Kelley, Joe	1899-1901	1971	Sutton, Don	1966-80, 88	1998
Kelly, George	1932	1973	Vance, Dazzy	1922-32, 35	1955
Koufax, Sandy	1955-66	1972	Vaughan, Arky	1942-43, 47-48	1985
Lazzeri, Tony	1939	1991	Waner, Lloyd	1944	1967
Lindstrom, Fred	1936	1976	Waner, Paul	1941, 43-44	1952
Lombardi, Ernie	1931	1986	Ward, John M.*	1891-92	1964
Lopez, Al	1928, 30-35	1977	Wheat, Zack	1909-26	1959
Maddux, Greg	2006, '08	2014	Wilhelm, Hoyt	1971-72	1985
			Williams, Dick	1951-54, 1956	2008
			Wilson, Hack	1932-34	1979

*Was also a Dodger manager **Was also a Dodger coach

MANAGERS/COACHES/SCOUTS

Alston, Walter	1954-76	1983	Murray, Eddie	2006-07	2003
Hanlon, Ned	1899-1905	1996	Robinson, Wilbert**	1914-31	1945
Lasorda, Tommy	1977-96	1997	Ruth, Babe	1938	1936
Lyons, Ted	1954	1955	Sisler, George	1943, 46-50	1939
			Torre, Joe	2008-2010	2014

**Also served as club president from 1925-29

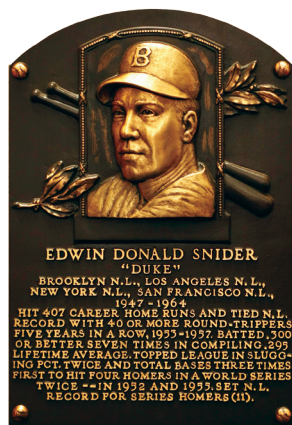
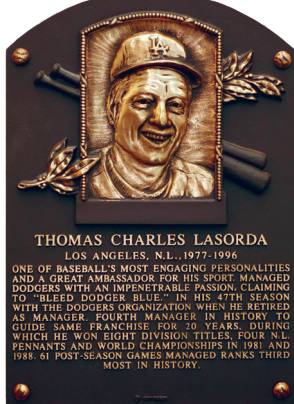
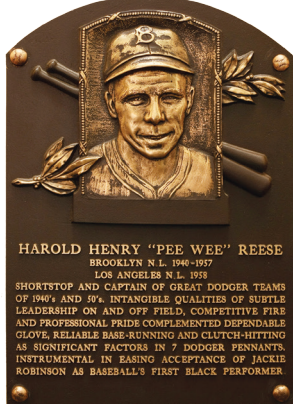
EXECUTIVES

MacPhail, Larry	1938-42	1978
O'Malley, Walter	1944-79	2008
Rickey, Branch	1942-50	1967

BROADCASTERS


Barber, Red	1939-53	1978
Harwell, Ernie	1948-49	1981
Jarrin, Jaime	1959-present	1998
Scully, Vin	1950-2016	1982

Hall of Fame list as of March 1, 2018



Photos: Milo Stewart Jr./National Baseball Hall of Fame and Museum

DODGER RETIRED NUMBERS



PEE WEE REESE

IF

1

Uniform Number Retired July 1, 1984

Harold Pee Wee Reese played 16 seasons at shortstop for the Brooklyn and Los Angeles Dodgers (1940-42, 1946-58) and was a member of seven Brooklyn pennant-winning teams, including the World Championship club of 1955. A 10-time National League All-Star, Reese appeared in more games at shortstop (2,014) than any player in franchise history and is also the Dodgers' all-time leader in runs scored (1,338) and walks (1,210). His leadership qualities were recognized by Manager Walter Alston, who appointed "The Little Colonel" as team captain. Reese was inducted into the National Baseball Hall of Fame in 1984.

	AVG.	G	AB	R	H	2B	3B	HR	RBI	BB	SO	SB	CS	E
Dodger Totals - 16 years	.269	2166	8058	1338	2170	330	80	126	885	1210	890	232	45	407
Major League Totals - 16 years	.269	2166	8058	1338	2170	330	80	126	885	1210	890	232	45	407



TOMMY LASORDA


MGR

2

Uniform Number Retired August 15, 1997

Tommy Lasorda had a tough act to follow when he succeeded future Hall of Famer Walter Alston as Dodger manager with four games left in the 1976 season. But like Alston, Lasorda went on to enjoy a lengthy and highly successful tenure at the helm. Piloting the Dodgers until the 1996 campaign, he racked up 1,599 victories to rank 13th on the all-time Major League managerial list, winning two World Series titles (1981 and 1988), four NL pennants and eight division titles. Prior to joining the big league staff as a coach in 1973, he had a successful eight-year stint as a minor league manager, helping the development of several future Dodger stars. The former Brooklyn Dodger pitcher was inducted into the National Baseball Hall of Fame in 1997.

	G	W	L	PCT.
Dodger Totals - 21 years	3050	1599	1439	.526
Major League Totals - 21 years	3050	1599	1439	.526
Minor League Totals - 8 years	825	478	367	.555



DUKE SNIDER

OF


4

Uniform Number Retired JULY 6, 1980

The Duke of Flatbush was among the game's most feared hitters during his 16 seasons with the Brooklyn and Los Angeles Dodgers (1947-62), playing on a pair of World Championship teams (1955 and 1959) and in six World Series overall. The eight-time All-Star center fielder ranks as the franchise's career leader in home runs (389) and runs batted in (1,271) and during the 1950s he topped all Major Leaguers with 326 homers and 1,031 RBI. He slugged four home runs in both the 1952 and 1955 World Series and he holds the Brooklyn Dodger single-season mark of 43 homers, which led the National League in 1956. His 136 RBI in 1955 topped the NL. Snider was inducted into the National Baseball Hall of Fame in 1980.

	AVG.	G	AB	R	H	2B	3B	HR	RBI	BB	SO	SB	CS	E
Dodger Totals - 16 years	.300	1923	6640	1199	1995	343	82	389	1271	893	1123	99	49	63
Major League Totals - 18 years	.295	2143	7161	1259	2116	358	85	407	1333	971	1237	99	50	66

HISTORY & RECORDS

DODGER RETIRED NUMBERS


JIM GILLIAM

OF/IF
19

 Uniform Number Retired **OCTOBER 10, 1978**

Junior Gilliam played his entire 14-year Major League career (1953-66) in a Dodger uniform, both in Brooklyn and Los Angeles, contributing to four World Championship clubs (1955, 1959, 1963 and 1965) and seven pennant winners overall. He appeared in 1,956 games to rank fifth on the franchise's all-time games played list, seeing action at second base, third base and in the outfield. In 1953, he was selected as the National League Rookie of the Year. Following his playing career, the two-time All-Star served as a Dodger coach until his untimely death at the age of 49 prior to the start of the 1978 World Series, at which time his number was retired and the Dodgers wore a commemorative patch on their sleeve in his honor.

	AVG.	G	AB	R	H	2B	3B	HR	RBI	BB	SO	SB	CS	E
Dodger Totals- 14 years	.265	1956	7119	1163	1889	304	71	65	558	1036	416	203	111	204
Major League Totals- 14 years	.265	1956	7119	1163	1889	304	71	65	558	1036	416	203	111	204




DON SUTTON

RHP
20

 Uniform Number Retired **August 14, 1998**

The durable right-hander spent 16 of his 23 Major League seasons with the Dodgers and more than made his mark in team history, ranking as the franchise's all-time leader in wins (233), games pitched (550), innings pitched (3,816.1), strikeouts (2,696) and shutouts (52). A four-time All-Star, he pitched in three World Series (1974, 1977 and 1978) with the Dodgers, led the National League in shutouts (9) in 1972, was the NL ERA leader (2.21) in 1980 and a 21-game winner in 1976. He made his big league debut with the Dodgers in 1966 and stayed with the team through 1980, before leaving and rejoining the club in 1988. Sutton finished his career with 324 wins and 3,574 strikeouts and was enshrined in the National Baseball Hall of Fame in 1998.

	W-L	ERA	G	GS	CG	SHO	SV	IP	H	R	ER	HR	BB	SO
Dodger Totals- 16 years	233-181	3.09	550	533	156	52	5	3816.1	3291	1450	1311	309	996	2696
Major League Totals- 23 years	324-256	3.26	774	756	178	58	5	5282.1	4692	2104	1914	472	1343	3574



WALTER ALSTON

MGR
24

 Uniform Number Retired **JUNE 5, 1977**

Walter Emmons Alston was a virtual unknown when he took over the helm of the Brooklyn Dodgers in 1954, but he became well-known in a hurry. The long-time minor league skipper guided his first Dodger team to 92 wins and followed that by piloting the 1955 Dodgers to 98 victories and their first World Championship in franchise history. He went on to lead the Dodgers to six more National League pennants and three more World Series titles (1959, 1963 and 1965) in a 23-year career in which he tallied 2,040 victories to place sixth on the all-time managerial wins list. His 3,658 total games managed rank eighth all time. Alston, who played in one Major League game, that with the St. Louis Cardinals in 1934, was inducted into the National Baseball Hall of Fame in 1983.

	G	W	L	PCT.
Dodger Totals- 23 years	3658	2040	1613	.558
Major League Totals- 23 years	3658	2040	1613	.558
Minor League Totals- 13 years	1735	982	753	.566

DODGER RETIRED NUMBERS



SANDY KOUFAX


Uniform Number Retired JUNE 4, 1972

LHP

32

Among the most dominating pitchers in the game's history, the left-hander won 165 games and compiled 2,396 strikeouts in 2,324.1 innings with 40 shutouts in his 12-year Dodger career (1955-66). A three-time Cy Young Award winner and the National League MVP in 1963, Koufax was also World Series MVP in both 1963 and 1965, when he hurled a pair of shutouts. He led the NL in ERA five straight seasons from 1962-66, was the strikeouts leader four times and was tops in wins on three occasions with totals of 27, 26 and 25. In addition, Koufax pitched an NL-record four no-hitters, including a perfect game in 1965, and set the National League single-season mark with 382 strikeouts in 1965. He was inducted into the Baseball Hall of Fame in 1972.

	W-L	ERA	G	GS	CG	SHO	SV	IP	H	R	ER	HR	BB	SO
Dodger Totals - 12 years	165-87	2.76	397	314	137	40	9	2324.1	1754	806	713	204	817	2396
Major League Totals - 12 yrs	165-87	2.76	397	314	137	40	9	2324.1	1754	806	713	204	817	2396



ROY CAMPANELLA

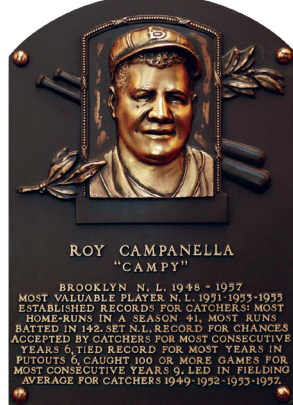
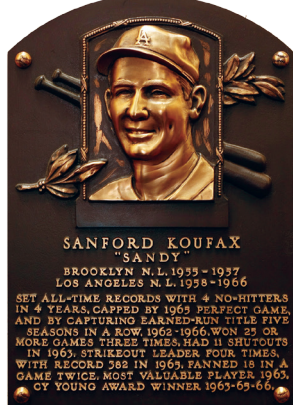
Uniform Number Retired JUNE 4, 1972

C

39


In 10 seasons with the Brooklyn Dodgers (1948-57), Campy was a force both at the plate and behind the plate. The catcher played on five pennant-winning clubs, including the World Champions of 1955. That season, the eight-time All-Star became a three-time National League Most Valuable Player award winner after collecting 32 home runs and 107 RBI. He also garnered MVP honors in 1951 and 1953, when he led the league with a Brooklyn-record 142 RBI to go with a career-high 41 home runs. Campanella, whose career was cut short due to a tragic automobile accident that left him paralyzed, was inducted into the Baseball Hall of Fame in 1969.

	AVG.	G	AB	R	H	2B	3B	HR	RBI	BB	SO	SB	CS	E
Dodger Totals - 10 years	.276	1215	4205	627	1161	178	18	242	856	533	501	25	15	85
Major League Totals - 10 years	.276	1215	4205	627	1161	178	18	242	856	533	501	25	15	85



Photos: Milo Stewart Jr./National Baseball Hall of Fame and Museum

DODGER RETIRED NUMBERS



JACKIE ROBINSON OF/IF 42

Uniform Number Retired JUNE 4, 1972

Jack Roosevelt Robinson made a historic entrance into Major League Baseball in 1947 as the first African-American player in the history of the game. His outstanding debut season netted him the inaugural Rookie of the Year award, which now bears his name, and spring-boarded him to a stellar 10-season career in which he was part of six Brooklyn Dodger pennant-winners, among them the World Championship club of 1955. In 1949, the six-time all-star won the National League batting title (.342) en route to earning MVP honors. Robinson, a first baseman as a rookie, started as a second baseman for the next five seasons, before moving on to play third base and the outfield. He was inducted into the National Baseball Hall of Fame in 1962.

	AVG.	G	AB	R	H	2B	3B	HR	RBI	BB	SO	SB	CS	E
Dodger Totals - 10 years	.311	1382	4877	947	1518	273	54	137	734	740	291	197	30	117
Major League Totals - 10 years	.311	1382	4877	947	1518	273	54	137	734	740	291	197	30	117



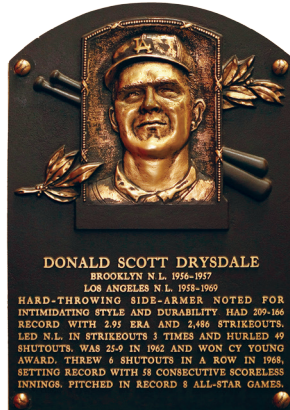

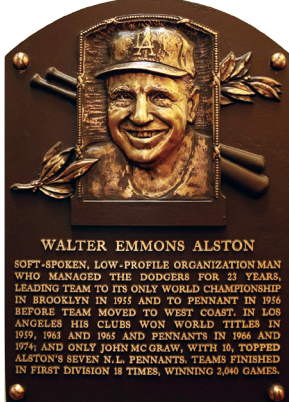
DON DRYSDALE RHP 53

Uniform Number Retired July 1, 1984

One of the game's fiercest competitors, the hard-throwing right-hander pitched 14 seasons (1956-69) for the Brooklyn and Los Angeles Dodgers, ranking second on the franchise career list in wins (209), games pitched (518), strikeouts (2,486), innings pitched (3,432.1) and shutouts (49). The NL strikeout leader in 1959 and 1960, Big D earned the leagues' Cy Young Award in 1962, when he won 25 and topped the league in strikeouts for a third time. A member of three World Championship clubs (1959, 1963 and 1965) and two other pennant winners (1956 and 1966), he set a then-Major League record in 1968, tossing 58.2 consecutive scoreless innings, including a record six straight shutouts. Drysdale gained induction into the Baseball Hall of Fame in 1984.

	W-L	ERA	G	GS	CG	SHO	SV	IP	H	R	ER	HR	BB	SO
Dodger Totals - 14 years	209-166	2.95	518	465	167	49	6	3432.1	3084	1292	1124	280	855	2486
Major League Totals - 14 years	209-166	2.95	518	465	167	49	6	3432.1	3084	1292	1124	280	855	2486

HISTORY & RECORDS



INTERNATIONAL RELATIONS

Throughout their history, in both Brooklyn and Los Angeles, the Dodgers have played a major role in the development of international baseball and have been at the forefront of forging relationships with countries around the world:

AUSTRALIA



- The Dodgers played in the historic Opening Series in Sydney in March of 2014 against the Diamondbacks in MLB's first regular season games in Australia. The Dodgers, who also played an exhibition game against Team Australia, swept the two-game series, which was held at the historic Sydney Cricket Ground. The series marked the Dodgers' first regular-season games outside of North America.
- In 1986, shortstop Craig Shipley became the first native-born Australian to play in the Majors

CANADA

- The Brooklyn and Los Angeles Dodgers had a minor league affiliate in Montreal, Canada from 1939-60. Jackie Robinson made his professional baseball debut and won the International League batting title with the Triple-A Montreal Royals in 1946.

CHINA

- In the spring of 2008, a split-squad of Dodgers traveled to Beijing, China to play against the San Diego Padres at Beijing's Wukesong Stadium in an exhibition and the first-ever Major League games played in that country.
- In 1986, Peter O'Malley paid for construction of a baseball stadium in Tianjin. Named Dodger Stadium, it still exists and is home to the Tianjin Lions of the Chinese Professional Baseball League founded in 2002.



Jackie Robinson as a Montreal Royal in 1946.

CUBA

- The Dodgers held Spring Training in Havana from 1941-42 and again in 1947.
- Clayton Kershaw and Yasiel Puig joined MLB and the Players' Association on a historic goodwill tour to Cuba in December 2015.

DOMINICAN REPUBLIC

- The Los Angeles Dodgers' baseball academy in the Dominican Republic, Campo Las Palmas, underwent a major renovation and re-dedication in 2017 as it celebrated its 30th year in Dodger player development, having officially opened on March 27, 1987. It was the first-of-its kind facility and has since been replicated by numerous teams throughout baseball. Campo Las Palmas is located in the town of Guerra, just east of the Dominican Republic's capital city of Santo Domingo (more information on Campo Las Palmas can be found in the Dodger Stadium section)...the Dodgers currently have four Dominican-born players on their 40-man roster
- Fernando Valenzuela (2011) and Nomar Garciaparra (2015) have been inducted into the Latino Baseball Hall of Fame at Casa de Campo in La Romana, joining Tommy Lasorda who is a founding member and Goodwill Ambassador of the organization. Lasorda has a statue at the Paseo de los Inmortales, dedicated in 2012, and The Hall of Fame annually bestows an award in his name for a non-Latino who makes significant contributions to Latino baseball. Former Dodger President Peter O'Malley is a past recipient
- The Dodgers' history in the Dominican Republic began in 1948 when they held Spring Training in Ciudad Trujillo.

DODGER TRIPS ABROAD

- 1956:** Japan (Post-Season)
- 1964:** Mexico (Pre-Season)
- 1966:** Japan (Post-Season)
- 1991:** Mexico (Pre-Season)
- 1993:** Japan (Post-Season)
- 1993:** Taiwan (Post-Season)
- 2003:** Mexico (Pre-Season)
- 2008:** China (Pre-Season)
- 2010:** Taiwan (Pre-Season)
- 2014:** Australia (Regular Season)
- 2018:** Mexico (Regular Season)

JAPAN

- The Dodgers have held three postseason tours of Japan by Brooklyn and Los Angeles teams following the 1956, 1966 and 1993 seasons. The Tokyo Giants visited Vero Beach during Spring Training five times (1961, 1967, 1971, 1975 and 1980).
- In 1966, the Dodgers received a two-ton, 10-foot tall, stone lantern gift from Japanese Hall of Famer Sotaro Suzuki as a token of friendship between the Dodgers and Japan and to commemorate the opening of Dodger Stadium in 1962.
- After the 1993 season, the Dodgers played five exhibition games in Asia as part of the Friendship Series tour, three in Taipei, Taiwan and two in the Fukuoka Dome in Fukuoka, Japan.
- In 1995, Hideo Nomo became only the second Japanese born player to appear in the Major Leagues. The Nomo signing and his success spawned Nomo-mania and opened the door for Japanese players in the United States.

KOREA

- On Sept. 9, 1990, the Dodgers became the first Major League team to have a game broadcast in the Korean language in the United States.
- In 1994, pitcher Chan Ho Park became the first Korean to play in the Major Leagues.

MEXICO

- Pitcher Fernando Valenzuela made his Major League debut in 1980. The native of Sonora, Mexico became an international sensation in 1981 and helped the Dodgers win the World Series.
- The Dodgers took a trip to Monterrey, Mexico during Spring Training in 1991 for a two-game exhibition against Industriales de Monterrey and the Milwaukee Brewers...this year the club will play regular season games against the San Diego Padres in Monterrey from May 4-6. The Dodgers also played exhibition games in Mexico City prior to the 1964 season against the Red Devils and in 2003 against the New York Mets.



Kenley Jansen and the Dodgers exchange hats with CPBL All-Stars during the club's pre-season trip to Taiwan in 2010.

TAIWAN

- Following the 1993 season, the Dodgers were the first Major League Baseball team to play in Taiwan when they competed against the Chinese Professional League (CPBL) All-Stars for three games as part of the Dodgers' Friendship Baseball Series. The Dodgers also took part in a three-game friendship series against CPBL All-Stars a 2010 Spring Training trip to Taiwan.
- Hong-Chih Kuo in 2000 became the first Taiwanese high school player to sign a professional baseball contract when he signed with the Dodgers.

WORLD BASEBALL CLASSIC

- In 2017, the Dodgers hosted the semi-finals and championship game of the World Baseball Classic, with the United States claiming their first WBC title in front of a sold-out Dodger Stadium crowd...in 2009, Dodger Stadium also hosted the semi-finals and final (won by Japan).
- Numerous Dodger players have appeared in the tournament, while Tommy Lasorda served as the event's Global Ambassador in both 2006 and 2009.



Pregame ceremony being held at the 2017 World Baseball Classic final at Dodger Stadium

MISCELLANEOUS

- Dodger Stadium played host to the 1984 exhibition baseball tournament at the Olympic Games in Los Angeles.
- On May 19, 1993, Dodger Stadium hosted the first baseball game to be broadcast in four languages – Chinese, English, Korean and Spanish.



NATIONAL BASEBALL HALL OF FAME AND MUSEUM

25 Main Street, Cooperstown, New York 13326

Phone: (607) 547-7200 Fax: (607) 547-2044

Public Relations: (607) 547-0215

E-mail address: info@baseballhall.org

Website: baseballhall.org

Summer Hours: Memorial Day Weekend - Labor Day Weekend: 9 a.m. to 9 p.m.

Regular Hours: 9 a.m. to 5 p.m.

Holiday Closings: Thanksgiving Day, Christmas Day, and New Year's Day.

DIRECTORY: Jane Forbes Clark (Chairman), Joe Morgan (Vice Chairman), Jeff Idelson (President), Jeff Jones (Senior Vice President of Finance and Administration), Sean Gahagan (Vice President, Retail Merchandising & Licensing), Erik Strohl (Vice President, Exhibitions and Collections), Ken Meifert (Vice President, Sponsorship & Development)

RESEARCH AND LIBRARY CONTACTS: Jim Gates (Librarian)

PR CONTACTS: Jon Shestakofsky (Vice President, Communications & Education) and Craig Muder (Communications Director)

HALL OF FAME WEEKEND 2018: July 27-30

Class of 2018: Vladimir Guerrero, Trevor Hoffman, Chipper Jones,

Jack Morris, Jim Thome, Alan Trammell

Awards: Sat. July 28, 4:30 p.m. ET, Doubleday Field

Induction: Sun. July 29, 1:30 p.m. ET, Clark Sports Center

HALL OF FAME CLASSIC 2018: May 25-27

Legends Game and Special Events

Game: Sat. May 26, Doubleday Field

For more information, visit baseballhall.org

DODGERS IN THE HALL OF FAME

A total of 56 players, managers and executives in the Hall of Fame spent some of their professional careers with the Brooklyn/Los Angeles Dodgers, including 2018 electee Jim Thome. Seventeen spent the majority of their careers with the Dodgers, including Walter Alton, Roy Campanella, Don Drysdale, Leo Durocher, Burleigh Grimes, Sandy Koufax, Tommy Lasorda, Larry MacPhail, Walter O'Malley, Pee Wee Reese, Branch Rickey, Jackie Robinson, Wilbert Robinson, Duke Snider, Don Sutton, Dazzy Vance and Zack Wheat. For a complete list of Brooklyn/Los Angeles Dodgers in the Hall of Fame, visit the "Hall of Famers" team pages at www.baseballhall.org.

NOTABLE DODGERS ARTIFACTS IN COOPERSTOWN

- Game-worn jersey from Aug. 5, 2017 used by Cody Bellinger.
- Autographed Media Guide used by Vin Scully throughout his final season of 2016
- Bat used by Jimmy Rollins on Aug. 22, 2015 to record his 500th career double.
- Ball from Clayton Kershaw's no-hitter on June 18, 2014.
- Ball from Josh Beckett's no-hitter on May 25, 2014.
- Jersey worn by Andre Ethier during 2014 Opening Series in Sydney, Australia.
- Don Mattingly's locker tag from 2014 Opening Series in Sydney, Australia.
- Lineup card used by Don Mattingly during 2014 Opening Series in Sydney, Australia.
- Jersey with All-Star collar stars worn by eventual Cy Young Award winner Clayton Kershaw during his ninth win of the season on July 7, 2011.
- Matt Kemp "Kempman" bat used by Andre Ethier during his 30-game hitting streak in 2011.
- Ball signed by Jeff and Jered Weaver on June 20, 2009 during Dodgers-Angels game started by them, the 21st brother-brother matchup in history.
- Cap worn by manager Joe Torre during his team's 13-game home winning streak to open the 2009 season.
- Batting gloves worn by Orlando Hudson during his cycle on April 13, one of the record-tying eight in Major League Baseball during the 2009 season.
- No. 42 jersey worn by James Loney on April 15, 2008 for Jackie Robinson Day.
- Bat used by Marlon Anderson to hit the fourth of four consecutive home runs in the bottom of the ninth inning on Sept. 18, 2006, forcing the Dodgers-Padres game into extra innings; it was the fourth time a team managed the feat.
- Ball used on May 22, 2006 during a game between the Dodgers and Rockies that featured a pitching matchup of Jae Seo and Byung-Hung Kim; it was the first time two Korean starting pitchers faced off.
- Goggles worn by Eric Gagne while setting the consecutive saves mark at 84 on July 3, 2004.
- Bat used by Shawn Green to hit four home runs in one game (May 23, 2002) and seven home runs in a three-day span (a Major League record).
- Bat used by Dave Hansen to hit a record seventh pinch-hit home run in 1 season on Sept. 12, 2000.
- Baseball from Hideo Nomo's no-hitter on Sept. 17, 1996.
- 1996 Tom Lasorda game-worn jersey.
- Ball from Fernando Valenzuela's no-hitter on June 29, 1990.
- Balls from each of Hall of Famer 'Sandy Koufax' four no-hitters in (1962, 1963, 1964 and a perfect game in 1965).
- Cornerstone from Ebbets Field.



Game-worn jersey from Cody Bellinger from Aug. 5, 2017.

A LOOK AHEAD TO 2019

Ballots for the 2019 Hall of Fame/BBWAA election will be distributed following the 2018 season with results from the voting scheduled to be announced in January 2019. A partial list of first-year candidates for election includes: Roy Halladay, Todd Helton, Andy Pettitte and Mariano Rivera. Historical information on past BBWAA elections and the election process can be accessed at www.baseballhall.org or by contacting the Hall of Fame Communications department.

CONNECT TO COOPERSTOWN

- For up-to-the-minute news from Cooperstown, visit at www.baseballhall.org. Stay up-to-date on all the activity at the Hall of Fame's official site and through social networking on Facebook, Instagram, Twitter and YouTube.
- If you would like to receive interesting stories and timely news items direct from the Hall of Fame and get the inside track on the latest happenings in Cooperstown, sign up for *Inside Pitch*. There's no cost to receive our weekly electronic newsletter in your e-mail box at home or work and it's easy to enroll. Just log on to www.baseballhall.org/support.
- If you have an interest in receiving *Around The Horn*, the Hall's monthly media newsletter, please send an e-mail to info@baseballhall.org. Be sure to include your name, name of organization and e-mail address. Or visit www.baseballhall.org/media-info.

RESEARCH ASSISTANCE

The Hall of Fame is pleased to provide assistance in baseball research and members of the media are encouraged to utilize this valuable baseball resource whenever necessary by calling the Public Relations department at (607) 547-0215, or the Library Reference desk at (607) 547-0330.

THE LAST TIME IT HAPPENED

Inside-the-Park Homer (Dodgers):	Chris Taylor, Sept. 18, 2017 at Philadelphia	Home Run, Pitcher (Opponent):	Jaime Garcia July 21, 2017 vs. Atlanta
Inside-the-Park Homer (Opponent):	Eric Young Jr. Aug. 8 2012 vs. Colorado	No-Hitter (Dodgers):	Clayton Kershaw June 18, 2014 vs. Colorado, won 8-0
Consec. Homers (Dodgers)	Curtis Granderson and Corey Seager, Sept. 27, 2017 vs. San Diego	No-Hitter (Opponent):	Jake Arrieta Aug. 30, 2015 vs. Chicago Cubs
Consec. Homers (Opponent):	J.D. Martinez and Brandon Drury; Sept. 4, 2017 vs. Arizona	Perfect Game (Dodgers):	Sandy Koufax Sept. 9, 1965 vs. Chicago, won 1-0
4 Consec. Homers (Dodgers):	Jeff Kent, J.D. Drew, Russell Martin, Marlon Anderson; Sept. 18, 2006 vs. San Diego	Perfect Game (Opponent):	Dennis Martinez July 28, 1991, vs. Montreal (2-0)
3 Consec. Homers (Dodgers):	Yasiel Puig, Cody Bellinger, Justin Turner April 29, 2017 vs. Philadelphia	Minimum Batters Faced (Dodgers):	Tim Lincecum July 21, 1990, at Pittsburgh (one-hitter)
3 Consec. Homers (Opponent):	Bobby Abreu, Pat Burrell, Jim Thome; May 18, 2004 at Philadelphia (4th)	Minimum Batters Faced (Opponent):	Dennis Martinez July 28, 1991 vs. Montreal
Pinch-Hit Homer (Dodgers):	Andre Ethier Sept. 21, 2017 at Philadelphia	One-Hitter (Dodgers):	Rich Hill Aug. 23, 2017 at Pittsburgh
Pinch-Hit Homer (Opponent):	Adam Lind Sept. 17, 2017 at Washington	One-Hitter (Opponent):	Javier Vazquez Sept. 14, 1999 vs. Montreal
Consecutive Pinch-Hit Homers:	Willie Crawford, Lee Lacy; June 23, 1975 vs. St. Louis (9th inning)	Stolen Base, Home (Dodgers):	Chris Taylor June 14, 2017 at Cleveland
Pinch-Hit Homer (Postseason):	Andre Ethier Oct. 15, 2016 at Chicago (NL)	Stolen Base, Home (Opponent):	Trea Turner July 20, 2016 at Washington
Grand Slam Homer (Dodgers):	Curtis Granderson Aug. 21, 2017 at Pittsburgh	Stolen Base, Pitcher (Dodgers):	Zack Greinke May 27, 2015 vs. Atlanta
Grand Slam Homer (Opponent):	Aaron Altherr Sept. 18, 2017 at Philadelphia	Stolen Base, Pitcher (Opponent):	Jhoulys Chacin Aug. 12, 2017 vs. San Diego
2 Grand Slams, Game (Dodgers):	Shawn Green Adrian Beltre; May 21, 2000 at Florida	Triple Play (Dodgers):	A.J. Ellis, Juan Uribe, Dee Gordon, James Loney April 15, 2012 vs. San Diego (9th inning)
2 Grand Slams, Game (Opponent):	Fernando Tatis April 23, 1999 vs. St. Louis	Triple Play (Opponent):	Eric Campbell, Daniel Murphy, Lucas Duda, Travis d'Arnaud; Aug. 24, 2014 vs. New York (6th inning)
Pinch-Hit Grand Slam (Dodgers):	Manny Ramirez July 22, 2009 vs. Cincinnati	5-Hit Game (Dodgers):	Yasmani Grandal July 8, 2016 vs. San Diego
Pinch-Hit Grand Slam (Opponent):	Bruce Aven May 7, 1999 vs. Florida (7th)	5-Hit Game (Opponent):	Charlie Blackmon Sept. 17, 2014 vs. Colorado
4-Homer Game (Dodgers):	Shawn Green May 23, 2002 at Milwaukee	6-Hit Game (Dodgers):	Chase Utley July 6, 2016 vs. Baltimore
4-Homer Game (Opponent):	J.D. Martinez Sept. 4, 2017 vs. Arizona	6-Hit Game (Opponent):	Joe Lefebvre Sept. 13, 1982 vs. San Diego
Homers, Both Sides of Plate (Dodgers):	Yasmani Grandal April 3, 2017 vs. San Diego	7-RBI Game (Dodgers):	Austin Barnes June 30, 2017 at San Diego
Homers, Both Sides of Plate (Opponent):	Ken Caminiti July 12, 1998 vs. San Diego	7-RBI Game (Opponent):	Hunter Renfroe Sept. 27, 2016 at San Diego
Two Home Runs, One Inning:	Eric Karros Aug. 22, 2000 vs. Montreal (6th)	8-RBI Game (Dodgers):	Adrian Gonzalez Aug. 22, 2016 at Cincinnati
Hit for Cycle (Dodgers):	Cody Bellinger July 15, 2017 at Miami	8-RBI Game (Opponent):	Fernando Tatis April 23, 1999 vs. St. Louis
Hit for Cycle (Opponent):	Cristian Guzman Aug. 28, 2008 at Washington	9-RBI Game (Dodgers):	James Loney Sept. 28, 2006 at Colorado
Home Run, Pitcher (Dodgers):	Kenta Maeda April 6, 2016 at San Diego		



We're partnering with Team Rubicon to give veterans like Breaux Burns an important new mission.

Team Rubicon combines the skills and experiences of military veterans with those of first responders and civilian volunteers to rapidly deploy emergency response teams at home and abroad. From hurricanes, typhoons and earthquakes to floods, tornadoes and fires, dedicated volunteers — like paramedic and former Marine, Breaux Burns — are rebuilding communities while finding even greater purpose in their own lives as civilians. Helping transitioning veterans here at home, as they apply their unique skills to make the world a better place, is a mission we're proud to support.

Visit bankofamerica.com/militarysupport for information about our commitment to veterans and military nonprofits like Team Rubicon, or visit teamrubiconusa.org to learn more.

Bank of America



LIFE / BETTER CONNECTED™

DODGER STADIUM



On April 15, 2017, the Dodgers unveiled a Jackie Robinson Statue at Dodger Stadium – the first statue in Stadium history – as part of Jackie Robinson Day celebrations on the 70th anniversary of Robinson breaking Major League Baseball’s color barrier.



DODGER STADIUM

Dodger Stadium's rich history began with club president Walter O'Malley's foresight six decades ago. In 1957, he lobbied for a new stadium to be built for his Brooklyn club, but when a deal could not be reached, the Dodgers made the unprecedented move to California. In September of that year, the city of Los Angeles agreed to give 300 acres of land to the Dodgers in exchange for the deed to Wrigley Field in Los Angeles and their commitment to construct a 50,000-seat stadium. While Dodger Stadium was being built, the Dodgers played at the Los Angeles Memorial Coliseum through 1961, before the true Opening Day — April 10, 1962 — when the Dodgers finally played in their new home before 52,564 fans.

Since opening its gates, Dodger Stadium (capacity: 56,000) has hosted nine World Series and the Dodgers have won four World Championships (1963, 1965, 1981 and 1988), nine NL pennants (1963, 1965, 1966, 1974, 1977, 1978, 1981, 1988, 2017), 16 division crowns (1974, 1977-78, 1981, 1983, 1985, 1988, 1995, 2004, 2008-09, 2013-17) and two NL Wild Card berths (1996, 2006). The stadium has hosted 4,391 regular-season Dodger games, with the club posting a 2,574-1,898 record (.576), and 78 postseason games (46-32, .590).

HISTORY


- The first game in Dodger Stadium history was held on April 10, 1962. Left-hander Johnny Podres made the start against the Cincinnati Reds. Kay O'Malley, wife of Dodger President Walter O'Malley, threw out the ceremonial first pitch to catcher John Roseboro.
- Hall of Famer Willie Stargell is the only player to twice hit a ball out of Dodger Stadium (Aug. 5, 1969 and May 8, 1973). Mike Piazza is the only Dodger to clear the roof (Sept. 21, 1997).
- Of the six Dodger World Series championships, the only title clinched on their home field was 1963 when Los Angeles swept the Yankees, capped by a 2-1 victory in Game 4.
- The only All-Star Game in Dodger Stadium history was the 1980 Mid-Summer Classic, won by the NL, 4-2.
- The only perfect game in Dodger history was pitched by Sandy Koufax at Dodger Stadium in a 1-0 victory against the Chicago Cubs on Sept. 9, 1965.

INTERNATIONAL

- Dodger Stadium played host to the 1984 Olympic Baseball tournament, the opening ceremonies of the 1991 United States Olympic Festival and the finals of both the 2009 and 2017 World Baseball Classics.
- In 1966, the Dodgers received a 10-foot-tall stone lantern gift from Japanese Hall of Famer Sotaro Suzuki as a token of friendship between the Dodgers and Japan. The Dodgers rededicated the stone lantern in 2003 and maintain it and the surrounding Japanese garden, located in the hills above parking lot 6.



Sandy Koufax celebrates recording the final out of the 1963 World Series.



Dodger Stadium played host to the NHL's Stadium Series on January 25, 2014, as the Anaheim Ducks faced the Los Angeles Kings in a regular season game.

UNIQUE EVENTS

- Pope John Paul II celebrated a Mass at Dodger Stadium on Sept. 16, 1987. The event drew a stadium-record crowd of 63,000.
- Entertainers to perform at Dodger Stadium include: AC/DC, Beyoncé, Billy Joel, Guns N' Roses, The Rolling Stones, The Beatles, KISS, Madonna, The Bee Gees, Elton John, Simon and Garfunkel, Michael Jackson, David Bowie, Genesis, Eric Clapton, U2, the Dave Matthews Band, Bruce Springsteen, Paul McCartney and The Three Tenors.
- The Harlem Globetrotters played an exhibition game at Dodger Stadium on Feb. 4, 1964. The basketball court was placed on the infield.
- Recently, Dodger Stadium has played host to a rugby match (2015), a soccer game (2013) and the National Hockey League's first regular-season outdoor game in California on Jan. 25, 2014 between the Los Angeles Kings and Anaheim Ducks (pictured left).

ORIGINAL CONSTRUCTION

- Elevations at "Chavez Ravine" ranged from 400 feet to 700 feet above sea level. More than eight million cubic yards of earth was moved to reshape the area.
- Dodger Stadium was designed by Emil Praeger and was the first privately financed stadium since Yankee Stadium, built by a brewery in 1923.
- The Dodgers played at the Los Angeles Coliseum from 1958-61 and groundbreaking ceremonies for the original Dodger Stadium construction were held on Sept. 17, 1959.
- There were more than 25,000 separate pieces of precast concrete used to build the original Dodger Stadium.
- The original dugout level seats at Dodger Stadium were inspired by a similar layout of dugout seats at Korakuen Stadium, where the Dodgers played during their 1956 Japan goodwill tour. These seats have since been replaced by the Dugout Seats.
- Dodger Stadium was designed so that each of the nine levels of the park has entries at grade as the hillside rises around the structure. The engineers used the terrain of the site to allow access directly from each level without requiring fans to use stairs or an elevator.
- The original color scheme of Dodger Stadium, which is evident in the seats today, is a result of the study of popular colors in the 1960's, reflective of the California spirit.
- The distinctive inverted precast panels of the Top Deck and the zig-zag roof of the pavilions are unique architectural features.



A birds-eye view of the Dodger Stadium construction and terraced parking at Chavez Ravine.

RECENT IMPROVEMENTS

- Since 2013, Dodger Stadium has undergone a series of fan-friendly, structural and behind-the-scenes improvements including the creation of two new entrance plazas on the field level, tiered seating and bar areas overlooking both bullpens, new HD video screens and sound system, wider concourses and renovated restrooms, enhanced concessions, kids play areas, displays to honor the club's rich history, upgrades to the stadium's infrastructure, new home and visiting clubhouses and new batting cages in home/visitor clubhouses.

DODGER STADIUM FIRSTS

Game: April 10, 1962 (Cincinnati Reds 6, Dodgers 3)
American League Game: April 17, 1962 Los Angeles Angels vs. Kansas City (Athletics win, 5-3)
Dodger victory: April 11, 1962 (Dodgers 6, Cincinnati 2)
Pitch: Johnny Podres, Dodgers vs. Cincinnati, April 10, 1962
Batter: Eddie Kasko, Cincinnati vs. Dodgers, April 10, 1962 (double)
Dodger Batter: Maury Wills, April 10, 1962 (groundout)
Winning Pitcher: Bob Purkey, Cincinnati, April 10, 1962
Losing Pitcher: Johnny Podres, Dodgers, April 10, 1962
Winning Dodger Pitcher: Sandy Koufax, Dodgers vs. Cincinnati, April 11, 1962, complete game, 6-2

Dodger Lineup

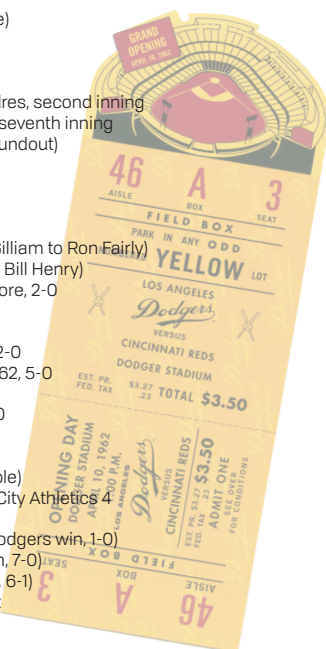
April 10, 1962 vs. Cincinnati HP umpire: Dusty Boggess

Maury Wills	SS
Jim Gilliam	2B
Wally Moon	LF
Duke Snider	RF
John Roseboro	C
Ron Fairly	1B
Daryl Spencer	3B
Willie Davis	CF
Johnny Podres	P



Opening Day April 10, 1962

Hit: Eddie Kasko, Cincinnati, April 10, 1962 (double to lead off game)
First Dodger batter: Maury Wills, April 10, 1962 (groundout)
Hit by a Dodger: Duke Snider, April 10, 1962 vs. Cincinnati, single to lead off second inning
Double by a Dodger: Ron Fairly, April 10, 1962 vs. Cincinnati, fourth inning
Triple: Daryl Spencer, Dodgers vs. Cincinnati, April 10, 1962, ninth inning
Home Run: Wally Post, Cincinnati, April 10, 1962, seventh inning, off Johnny Podres
Home Run by a Dodger: Jim Gilliam, April 11, 1962 vs. Cincinnati, third inning off Moe Drabowsky
Home Run Out of Stadium: Willie Stargell, Pittsburgh, Aug. 6, 1969 off Alan Foster
Grand Slam Home Run: Brooks Robinson, Baltimore vs. Angels, May 6, 1962, off Ken McBride
Grand Slam by a Dodger: Willie Davis, July 2, 1962 (1st gm) vs. Cincinnati, 4th inning off Jack Hamilton
Run Scored: Eddie Kasko, Cincinnati, April 10, 1962, first inning
Run Scored by a Dodger: Jim Gilliam, April 10, 1962 vs. Cincinnati, fourth inning
Run Batted In: Vada Pinson, Cincinnati, April 10, 1962, first inning (single)
RBI by a Dodger: Ron Fairly, April 10, 1962, fourth inning (two-run double)
Base on Balls: Tommy Harper, Cincinnati, April 10, 1962, second inning
Base on Balls by a Dodger: John Roseboro, April 10, 1962, second inning
Strikeout: Gordy Coleman, Cincinnati, April 10, 1962, by Johnny Podres, second inning
Strikeout by a Dodger batter: Daryl Spencer, April 10, 1962, by Bob Purkey, Cincinnati, seventh inning
Pinch Hitter: Tim Harkness, Dodgers, April 10, 1962, eighth inning (groundout)
Pinch Hit: Andy Carey, Dodgers, April 10, 1962, ninth inning (single)
Sacrifice bunt: Cookie Rojas, Cincinnati, April 10, 1962, first inning
Sacrifice fly: Gordy Coleman, Cincinnati, April 11, 1962
Stolen Base: John Roseboro, Dodgers vs. Cincinnati, April 11, 1962
Double Play: Dodgers, April 10, 1962, First Inning (Maury Wills to Jim Gilliam to Ron Fairly)
Hit Batsman: John Roseboro, Dodgers vs. Cincinnati, April 10, 1962 (by Bill Henry)
No-Hitter: Bo Belinsky, Los Angeles Angels, May 5, 1962 vs. Baltimore, 2-0
No-Hitter by a Dodger: Sandy Koufax, June 30, 1962 vs. New York Mets, 5-0
Perfect Game: Sandy Koufax, Sept. 9, 1965 vs. Chicago Cubs, 1-0
No-Hitter by an Opponent: Dennis Martinez, Montreal, July 28, 1991, perfect game, 2-0
Shutout: Jim Kaat, Minnesota vs. Los Angeles Angels, April 22, 1962, 5-0
Shutout by a Dodger: Sandy Koufax, June 18, 1962 vs. St. Louis, 1-0
Shutout by an Opponent: Al McBean, Pittsburgh, April 29, 1962 (second game), 1-0
Wild Pitch: Sandy Koufax, Dodgers vs. Cincinnati, April 11, 1962
Balk: Moe Drabowsky, Cincinnati, April 11, 1962
Hit by a Pitcher: Johnny Podres, Dodgers, April 10, 1962, fifth inning (double)
Extra-Inning Game: April 19, 1962, 12 innings, Los Angeles Angels 6, Kansas City Athletics 4
Extra-Inning Dodger Game: May 1, 1962, 16 innings, Dodgers 6, Chicago Cubs 5
World Series Game: Dodgers vs. New York Yankees, Oct. 5, 1963 (Game 3, Dodgers win, 1-0)
NLCS Game: Dodgers vs. Pittsburgh, Oct. 8, 1974 (Game 3, Pirates win, 7-0)
Division Series Game: Dodgers vs. Houston, Oct. 9, 1981 (Game 3, Dodgers win, 6-1)
Rainout: April 14, 1963, Los Angeles Angels vs Chicago White Sox
Dodger rainout: April 21, 1967, vs. St. Louis
Doubleheader: April 29, 1962, Dodgers swept by Pittsburgh
Exhibition game: April 6, 1963, Los Angeles Angels vs. Los Angeles Angels
Interleague game: June 17, 1997, Dodgers 4, Anaheim Angels 3



LOS ANGELES DODGERS HOME/ROAD ATTENDANCE TOTALS

Year	Home	Road	Totals	Year	Home	Road	Totals
1958	1,845,556	1,160,807	3,006,363	1988	2,980,262	2,155,348	5,135,610
1959	#2,071,045	1,294,229	3,365,274	1989	2,944,653	2,169,018	5,113,671
1960	#2,253,887	1,380,121	3,634,008	1990	#3,002,396	2,116,857	5,119,253
1961	#1,804,250	1,249,762	3,054,012	1991	#3,348,170	2,487,408	5,835,578
1962	#2,755,184	1,593,665	4,348,849	1992	2,473,266	2,193,909	4,667,175
1963	#2,538,602	1,834,842	4,373,444	1993	3,170,393	2,663,857	4,834,250
1964	#2,228,751	1,562,734	3,791,485	1994	2,279,355	2,068,070	4,347,425
1965	#2,553,577	1,918,669	4,472,246	1995	2,766,251	1,917,189	4,683,440
1966	#2,617,029	2,141,212	4,758,241	1996	3,188,454	2,371,007	5,559,461
1967	1,664,362	1,363,072	3,027,434	1997	3,319,504	2,579,741	5,899,245
1968	1,581,093	2,221,463	3,802,556	1998	3,089,201	2,641,382	5,730,583
1969	1,784,527	1,452,790	3,237,317	1999	3,095,346	2,621,265	5,716,611
1970	1,697,142	1,337,513	3,034,655	2000	3,010,819	2,678,742	5,689,561
1971	2,064,594	1,612,453	3,677,047	2001	3,017,502	2,665,752	5,683,254
1972	1,860,858	1,440,746	3,301,604	2002	3,131,255	2,450,537	5,581,792
1973	#2,136,192	1,533,268	3,669,460	2003	3,138,626	2,323,141	5,461,767
1974	#2,632,474	1,856,296	4,488,770	2004	#3,488,283	2,578,981	6,067,264
1975	#2,539,349	1,702,150	4,241,499	2005	#3,603,646	2,638,150	6,241,796
1976	2,386,301	1,524,059	3,910,360	2006	#3,758,545	2,386,375	6,144,920
1977	#2,955,087	1,974,298	4,929,385	2007	#3,857,036	2,527,958	6,384,994
1978	#3,347,845	2,146,359	5,494,204	2008	3,730,750	2,811,534	6,542,284
1979	#2,860,954	2,081,745	4,942,699	2009	#3,761,651	2,717,268	6,478,919
1980	#3,249,287	2,062,369	*5,311,656	2010	3,562,320	2,704,715	6,267,033
1981	#2,381,292	1,210,884	3,592,176	2011	2,934,808	2,606,282	5,541,636
1982	#3,608,881	2,250,191	5,859,072	2012	3,324,246	2,611,207	5,935,453
1983	#3,510,313	2,237,213	5,747,526	2013	#3,743,527	2,863,366	6,606,893
1984	#3,134,824	1,934,559	5,069,383	2014	3,782,337	2,740,259	6,522,596
1985	#3,264,593	1,941,348	5,205,941	2015	#3,764,815	2,796,585	6,561,400
1986	#3,023,208	2,076,746	5,099,954	2016	#3,703,312	2,669,701	6,373,013
1987	2,797,409	2,120,811	4,918,220	2017	#3,765,856	2,719,921	6,485,777

Coliseum (1958-61) 7,974,738
Dodger Stadium (1962-1965) 910,313
Totals 173,885,051

% Led National League in home attendance # Led Major League Baseball in home attendance

* The 1980 attendance total includes a one-game playoff and the 1962 total includes two playoff games. Bold indicates all-time Dodger high. The attendance totals do not include playoff series. The 1972 season began late due to a players' strike, as the Dodgers had just 75 home games. The 1981 season was interrupted on June 12 by a players' strike, as the team had just 56 home games. The 1994 season was cut short on Aug. 12 by a players' strike. The 1995 season began late due to the 1994-95 players' strike.

CLUB-BY-CLUB SERIES ATTENDANCE RECORDS

NL Clubs	2-Game Series	3-Game Series	4-Game Series	AL Clubs	2-Game Series	3-Game Series
Arizona	80,950 (4/23-24/08)	153,840 (9/14-16/07)	205,195 (7/31-8/3/08)	Baltimore	---	133,650 (7/4-6/16)
Atlanta	95,783 (9/29-30/82)	156,040 (5/13-15/05)	202,997 (8/5-8/83)	Boston	---	151,064 (8/5-7/16)
Chicago	96,686 (8/11-12/97)	158,901 (8/8-10/03)	199,561 (8/20-23/09)	Chicago	98,798 (8/15-16/17)	139,146 (6/15-17/12)
Cincinnati	106,121 (5/17-18/76)	158,580 (5/27-29/77)	207,618 (8/8-11/77)	Cleveland	---	142,126 (6/30-7/2/14)
Colorado	83,434 (4/18-19/17)	160,058 (10/2-4/09)	208,169 (9/7-10/17)	Detroit	95,918 (4/8-9/14)	135,452 (5/21-23/10)
Miami	81,097 (6/7-8/93)	150,410 (7/24-26/09)	197,395 (7/10-13/08)	Houston	94,446 (7/10-11/80)	152,936 (4/9, 11-12/81)
Milwaukee	67,457 (7/18-19/01)	156,155 (8/25-27/17)	179,224 (6/16-19/16)	Kansas City	---	134,766 (7/7-9/17)
New York	72,160 (7/24-25/77)	151,606 (5/15-17/81)	201,969 (7/19-22/07)	LA Angels	96,396 (5/27-28/13)	168,000 (6/15-17/07)
Philadelphia	90,278 (5/6-7/77)	162,221 (8/6-8/04)	194,725 (6/27-30/13)	Minnesota	---	143,098 (7/24-26/17)
Pittsburgh	82,290 (8/1-2/62)	159,153 (6/23-25/06)	187,621 (5/29-6/1/14)	New York	105,460 (7/30-31/13)	168,000 (6/25-27/10)
San Diego	104,922 (4/13-14/76)	160,330 (4/13-15/07)	219,124 (9/15-18/06)	Oakland	101,970 (7/28-29/15)	137,935 (6/16-18/09)
San Francisco	106,429 (6/10-11/63)	168,000 (7/31-8/2/07)	218,948 (8/29-9/1/63)	Seattle	107,851 (8/30-31/97)	150,948 (6/26-28/09)
St. Louis	83,139 (6/10-11/96)	162,376 (5/21-23/99)	195,432 (6/26-29/14)	Tampa Bay	90,536 (7/26-27/16)	157,486 (8/9-11/13)
Washington	77,048 (6/18-19/01)	147,802 (4/27-29/12)	135,130 (8/29-31/80)	Texas	89,883 (6/17-18/15)	99,256 (6/7-9/99)
				Toronto	---	153,429 (6/8-10/07)

DODGER STADIUM SERIES HIGHS

2-Game Series			4-Game Series		
1.	107,851	Mariners Aug. 30-31, 1997	1.	219,124	Padres Sept. 15-18, 2006
2.	106,429	Giants June 10-11, 1963	2.	218,948	Giants Aug. 29-Sept. 1, 1963
3.	106,121	Reds May 17-18, 1976	3.	214,643	Giants Sept. 3-6, 1962
4.	105,460	Yankees July 30-31, 2013	4.	208,169	Rockies Sept. 7-10, 2017
5.	104,922	Padres April 13-14, 1976	5.	207,618	Reds Aug. 8-11, 1977
3-Game Series			Big Weekends		
1.	168,000	Yankees June 25-27, 2010	1.	168,000	Yankees June 25-27, 2010
2.	168,000	Giants July 31-Aug. 2, 2007	1.	168,000	Angels June 15-17, 2007
3.	168,000	Angels June 15-17, 2007	3.	166,904	Angels May 19-21, 2006
4.	166,904	Angels May 19-21, 2006	4.	165,240	Yankees June 18-20, 2004
5.	166,607	Giants Sept. 19-21, 2008	5.	164,685	Giants Aug. 30-Sept. 1, 1963

DODGER STADIUM RAINOUTS

The 17th rainout in Dodger Stadium history occurred on April 17, 2000, a streak of 1,536 games without a rainout, which is the all-time club record. The mark was established July 22, 2010.

- | | | |
|---------------------------------|----------------------------------|----------------------------------|
| 1. April 21, 1967 vs. St. Louis | 7. Aug. 17, 1977 vs. S.F. | 13. April 19, 1988 vs. San Diego |
| 2. April 12, 1976 vs. San Diego | 8. April 15, 1978 vs. Atlanta | 14. April 20, 1988 vs. San Diego |
| 3. Sept. 10, 1976 vs. Atlanta | 9. Sept. 5, 1978 vs. S.F. | 15. April 21, 1988 vs. San Diego |
| 4. Sept. 11, 1976 vs. Atlanta | 10. April 11, 1982 vs. San Diego | 16. April 11, 1999 vs. Colorado |
| 5. May 8, 1977 vs. Philadelphia | 11. Aug. 18, 1983 vs. New York | 17. April 17, 2000 vs. Houston |
| 6. May 9, 1977 vs. Philadelphia | 12. Sept. 24, 1986 vs. San Diego | |

LOS ANGELES ATTENDANCE HIGHLIGHTS

PACKED HOUSE: In 2017, the Dodgers led Major League Baseball in attendance for the fifth consecutive season, finishing with 3,765,856 (46,492 average). The Dodgers have averaged more than 2.8 million fans a season since moving to Los Angeles in 1958 and drew a club record 3,857,036 fans in 2007, the sixth-highest single-season total in NL history (see chart).

MLB LEADERS: Since moving to Los Angeles in 1958, the Dodgers have led the National League in attendance 33 times, including posting the highest attendance in the Majors in 29 of those 33 years (see previous page for individual seasons).

SELLOUTS: The Dodgers established a club record with 37 sellouts in 1983 and have recorded double-digit sellouts 21 times since then: 2015 (10), 2014 (10), 2013 (29), 2012 (11), 2009 (11), 2007 (11), 2006 (16), 2005 (16), 2004 (28), 2003 (11), 2002 (10), 1999 (11), 1997 (10), 1991 (27), 1990 (16), 1989 (18), 1988 (13), 1987 (10), 1986 (18), 1985 (23) and 1984 (17).

LARGEST SINGLE-GAME CROWD: The Dodgers drew 57,097 fans on April 13, 2009 for an 11-1 Opening Day victory over the Giants, the largest regular season crowd in Dodger Stadium history and one of three times that the club has drawn more than 56,000 at Chavez Ravine (also: March 31, 2011 vs. SF, Aug. 21, 2012 vs. SF).

LARGEST SINGLE-GAME POSTSEASON CROWD: During the postseason, the largest Dodger Stadium crowd is 56,800 - done three times during the 2008 NLCS vs. Philadelphia - Oct. 12, 13, 15.

OVER THREE MILLION: The Dodgers hold the Major League record for drawing more than three million fans on 30 occasions, including 20 times in the last 22 years.

ROAD SHOW: In 2017 the Dodgers led the Majors in home attendance (3,765,856) and were second in road attendance (2,791,299) behind only the Cubs, posting a cumulative attendance of 6,485,777. In 1978, they became the first team to play before five million fans in a season - combining home and road totals - when the total reached 5,494,204 and have since played in front of more than five million 32 more times.

TURNSTILES: The Dodgers established a then-Major League record when they drew 3,608,881 fans in 1982. The NL implemented a new attendance counting system in 1993, and the Rockies recorded the largest single-season total in Major League history with 4,483,350 fans in their first Major League season. Through the 1992 season, attendance figures in the NL were counted by the number of fans in attendance and the AL counted total tickets sold. Both leagues - currently count total tickets sold.

FOR THE RECORD BOOK: On May 7, 1959, the Dodgers and Yankees played before an exhibition crowd of 93,103 at the Los Angeles Coliseum in honor of Roy Campanella, the highest single-game attendance mark for a Major League game.

WORLD'S GREATEST: The Dodgers in 2005 were honored by the Guinness Book of World Records as having the "Highest Cumulative Attendance for a Baseball Franchise" dating back to 1901.

TOP 20 NL ATTENDANCE MARKS

TEAM (YEAR)	TOTAL
1. Colorado (1993)	4,483,350
2. New York (2008)	4,042,045
3. Colorado (1996)	3,891,014
4. Colorado (1997)	3,888,453
5. Atlanta (1993)	3,884,720
6. Los Angeles (2007)	3,857,036
7. New York (2007)	3,853,949
8. Colorado (1998)	3,789,347
9. Los Angeles (2014)	3,782,337
10. Los Angeles (2017)	3,765,856
11. Los Angeles (2015)	3,764,815
12. Los Angeles (2009)	3,761,651
13. Los Angeles (2006)	3,758,545
14. Los Angeles (2013)	3,743,527
15. Los Angeles (2008)	3,730,750
16. Los Angeles (2016)	3,703,312
17. Philadelphia (2011)	3,608,718
18. Philadelphia (2010)	3,647,249
19. Los Angeles (1982)	3,608,881
20. Los Angeles (2005)	3,603,646

CAMPO LAS PALMAS

The Dodgers were the first MLB club to establish a baseball academy in the Dominican Republic when they first opened the doors of Campo Las Palmas in 1987. Former Dodger President Peter O'Malley and former Dodger Scout and Vice President Ralph Avila arranged for the Dodgers to purchase land in San Antonio de Guerra on which Campo Las Palmas was constructed. The Dodgers, under ownership by Mark Walter and Guggenheim Baseball Management, expanded the campus with the purchase of a neighboring parcel and the total complex is now 70 acres.

Campo Las Palmas celebrated its 30th anniversary last year with extensive improvements and an expansion of the state-of-the-art facility. In 1987, the original facility consisted of four structures, which has now grown to 10 buildings of nearly 100,000 total square feet following the 2017 expansion. The newly renovated Campos Las Palmas houses 96 players, 19 coaches and support staff, while training facilities include three and one-half fields, a covered batting cage large enough to accommodate infield practice, a mile running track, conditioning and weight room and training areas within the clubhouse.




Designed to expand the campus qualities of the original complex and encourage continuing education during time in camp, new buildings at Campo Las Palmas feature four classrooms, a quiet room and a social area for players. Additional updates include the Jackie Robinson Hall which functions as a movie house that uses English-language films as part of language learning and is a place where players can spend time with their families when they visit Campo Las Palmas. A community field for little league play is near the entrance, and fruit trees and a vegetable garden near the new kitchen mark the team's commitment to nutrition.

The Dodgers' investment in the Dominican Republic paid immediate dividends last year, when their two Dominican Summer League teams met in the league championship with the DSL Dodgers 2 taking home the title. It marked the second time in the history of the 33-year-old Dominican Summer League that two teams from the same organization played each other for the championship, with the other occurrence happening in 1997 - also two Dodger clubs.

CAMELBACK RANCH - GLENDALE



Camelback Ranch-Glendale (CR-G) is celebrating its 10th season (opened in 2009) as the Spring Training home of the Dodgers and White Sox this year. CR-G is one of the largest stadiums in the Cactus League and features unique grounds that include picturesque walking trails, a five-acre lake and an orange grove – a nod to the Dodgers' previous spring home in Vero Beach, FL, where they trained for 61 years. The CR-G campus has become home for all Dodger minor



CR-G NOTES

Architect: HKS, Dallas
 Groundbreaking: Nov. 5, 2007
 First Game: March 1, 2009
 vs CHW

league operations throughout the year, including the franchise's teams in the Rookie-level Arizona League, Fall Instructional League and Arizona Fall League.

The award-winning stadium offers more than 10,300 fixed seats and grass seating for 3,000-plus fans. An orange grove – a touch of Dodgertown, Southern California and Arizona – is located beyond the left-field wall of replica Dodger Stadium.

In 2017, the Dodgers set a CR-G total attendance record for the third consecutive season, with 165,911 in 17 home dates. The club's record for average attendance was set in 2016, when the club hosted 155,841 fans in 15 home dates (average of 10,389).

DODGERTOWN IN VERO BEACH

Dodgertown in Vero Beach was the Spring Training home of the Dodgers for 61 years from 1948-2008 and home to some of the most memorable players and personalities of both Brooklyn and Los Angeles lore. The personalized street signs within the complex honored such Hall of Famers as Jackie Robinson, Sandy Koufax, Roy Campanella, Duke Snider, Pee Wee Reese, Don Drysdale, Tommy Lasorda, Walter Alston, Don Sutton, Vin Scully and Jaime Jarrin.

The Dodgers first set up camp at the invitation of a local businessman, Bud Holman, after the city needed a tenant to occupy a former World War II Naval Air Station. The club brought its minor league operations to Vero Beach in 1948, and in 1952 Dodger President Walter O'Malley and New York-based architect Emil Praeger decided to build an intimate-style stadium with unobstructed views. "Holman Stadium," named by O'Malley after Bud Holman, was officially dedicated on March 11, 1953. The camp became the most unique baseball training facility in the country, a destination for international baseball visitors. The complex also grew into six practice fields, four indoor batting and pitching tunnels, a pool, tennis court and more.



On March 17, 2008, the final Spring Training contest took place at Holman Stadium and at its conclusion, the Dodgers formed a "bat tunnel" for Hall of Famer Tommy Lasorda as he walked off the field for the final time in Vero Beach. In November 2014, Historic Dodgertown - Vero Beach was designated as a "Florida Heritage Landmark" and a Historical Marker was unveiled on the property.

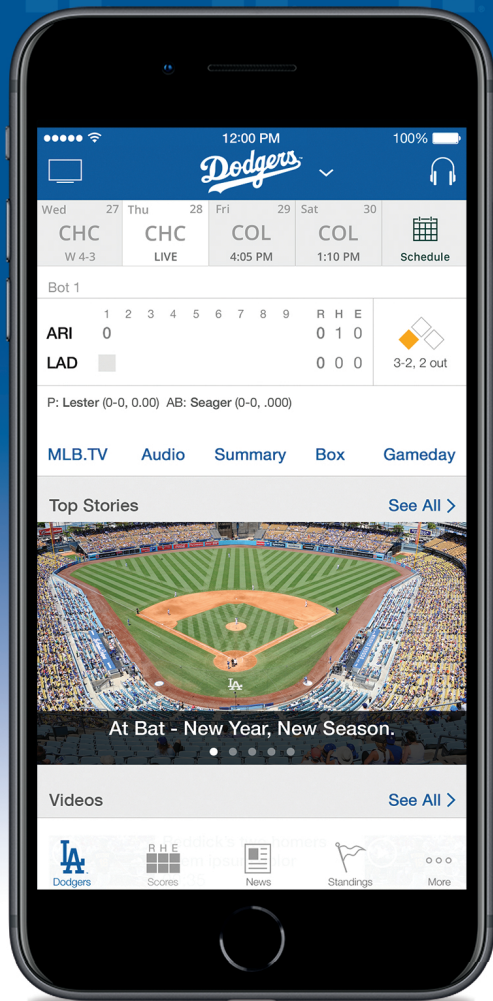
DODGER SPRING TRAINING RECORD

YEAR	W-L-T	ATTEND. (# G)	YEAR	W-L-T	ATTEND. (# G)	YEAR	W-L-T	ATTEND. (# G)
1958	15-16-0	9,218 (3)	1980	10-7-1	39,629 (9)	2002	12-17-4	66,318 (15)
1959	12-10-0	11,022 (4)	1981	12-14-0	55,342 (12)	2003	15-15-1	53,699 (14)
1960	12-10-0	10,080 (4)	1982	12-12-0	59,573 (11)	2004	12-22-0	64,414 (15)
1961	13-15-0	---	1983	11-17-0	65,815 (13)	2005	14-14-3	62,582 (16)
1962	18-12-0	13,461 (5)	1984	13-13-0	62,739 (11)	2006	15-13-5	72,478 (17)
1963	12-15-0	18,214 (6)	1985	16-11-0	70,939 (13)	2007	17-16-1	76,899 (15)
1964	9-16-0	17,515 (6)	1986	12-16-1	84,428 (15)	2008	11-18-4	90,913 (14)
1965	17-11-0	20,507 (7)	1987	12-15-0	72,491 (12)	2009	15-22-0	131,134 (14)
1966	10-16-0	10,407 (4)	1988	21-11-0	72,899 (15)	2010	11-17-2	124,501 (14)
1967	11-16-0	16,244 (7)	1989	16-16-0	78,903 (14)	2011	14-21-1	103,114 (15)
1968	14-13-0	14,018 (5)	1990	8-4-0	22,040 (5)	2012	15-15-4	121,769 (15)
1969	12-13-0	9,531 (10)	1991	15-18-0	84,551 (13)	2013	13-20-3	133,460 (17)
1970	17-8-0	15,113 (8)	1992	12-18-0	85,332 (14)	2014	7-12-5	114,402 (12)
1971	13-9-0	17,648 (10)	1993	13-16-1	55,031 (12)	2015	16-11-8	147,066 (15)
1972	10-7-0	14,457 (6)	1994	15-15-0	75,987 (13)	2016	13-17-3	155,841 (15)
1973	15-12-0	17,639 (7)	1995	*21/7-*8/5-0	47,228 (21)	2017	18-17-2	165,911 (17)
1974	17-7-0	20,355 (7)	1996	17-9-0	62,066 (13)	Total	811-789-54	3,506,361 (667)
1975	19-9-0	31,478 (9)	1997	13-11-1	61,991 (13)	Home attendance does not include games played at Dodger Stadium.		
1976	10-3-0	17,458 (5)	1998	18-10-1	56,941 (14)	N/A – Not available		
1977	17-7-0	33,617 (9)	1999	21-9-1	65,191 (13)	*March 2 - April 1/April 13-24		
1978	10-14-0	45,256 (10)	2000	12-18-0	69,593 (16)			
1979	13-10-0	52,935 (10)	2001	18-13-2	56,398 (13)			

DODGER SPRING TRAINING SITES

1901	Charlotte, NC	1919-20	Jacksonville, FL	1941-42	Havana, Cuba
1902-06	Columbia, SC	1921	New Orleans, LA	1943-45	Bear Mountain, NY
1907-09	Jacksonville, FL	1922	Jacksonville, FL	1946	Daytona Beach, FL
1910-12	Hot Springs, AR	1923-32	Clearwater, FL	1947	Havana, Cuba
1913-14	Augusta, GA	1933	Miami, FL	1948	Ciudad Trujillo, D.R.
1915-16	Daytona Beach, FL	1934-35	Orlando, FL	1948-2008	Vero Beach, FL
1917-18	Hot Springs, AR	1936-40	Clearwater, FL	2009-present	Glendale, AZ

DODGER STADIUM



The #1 App for Live Dodgers Baseball



At Bat.®



PLAYER DEVELOPMENT



The Ogden Raptors (top), the Dodgers' Rookie advanced affiliate, and both the Dodgers' Dominican Summer League teams (bottom) celebrate after winning the title in their respective leagues in 2017.

DODGER MINOR LEAGUE PARTNERS' COACHING STAFFS



OKLAHOMA CITY DODGERS
TRIPLE-A PACIFIC COAST LEAGUE
 4th season as Dodger affiliate
 2017: 72-69, 2nd PCL American North

Manager: Bill Haselman
Pitching Coach: Bill Simas
Hitting Coach: Adam Melhuse
Coach: Luis Matos



TULSA DRILLERS
DOUBLE-A TEXAS LEAGUE
 4th season as Dodger affiliate
 2017: 77-63, 2nd TL North

Manager: Scott Hennessey
Pitching Coach: Dave Borkowski
Hitting Coach: Terrmel Sledge
Coach: Leo Garcia



RANCHO CUCAMONGA QUAKES
SINGLE-A CALIFORNIA LEAGUE
 8th season as Dodger affiliate
 2017: 76-64, 2nd CL South

Manager: Drew Saylor
Pitching Coach: Connor McGuinness
Hitting Coach: Justin Viele
Coach: Petie Montero



GREAT LAKES LOONS
SINGLE-A MIDWEST LEAGUE
 12th season as Dodger affiliate
 2017: 69-70, 5th ML Eastern

Manager: John Shoemaker
Pitching Coach: Bobby Cuellar
Hitting Coach: Jair Fernandez
Coach: Seth Conner



OGDEN RAPTORS
ROOKIE-ADVANCED PIONEER LEAGUE
 15th season as Dodger affiliate
 2017: 47-29, 2nd PL South (PL Champions)

Manager: Jeremy Rodriguez
Pitching Coach: Dean Stiles
Hitting Coach: Dustin Kelly
Coach: Cordell Hipolito



AZL DODGERS
ROOKIE-LEVEL ARIZONA LEAGUE
 2017: 37-19, 1st AL Central

Manager: Mark Kertenian
Pitching Coach: Luis Meza
 Jairo Pacheco
Hitting Coach: Jarek Cunningham
Coach: Tony Cappuccilli
Coach: Chris Gutierrez



DSL DODGERS 1/2
ROOKIE-LEVEL DOMINICAN LEAGUE
 2017 (1): 47-24, 2nd DSL Northwest
 2017 (2): 44-28, 1st DSL North
 (DSL Champions)

Managers: Keyter Collado
 Austin Chubb
Pitching Coaches: Roberto Giron
 Ramon Troncoso
Hitting Coach: Sergio Mendez
Coach: Antonio Bautista
CLP Infield Coordinator: Pedro Mega
CLP Pitching Coordinator: Kremlin Martinez
CLP Hitting Coordinator: Humberto Miranda

DODGER ORGANIZATION LEAGUE CHAMPIONS 1958-2017

Year Team (League)	Manager	Year Team (League)	Manager
1958 Macon (South Atlantic) Montreal (International)	Danny Ozark Clay Bryant	1983 Bradenton (Gulf Coast) Vero Beach (Florida State)	Gary LaRocque Stan Wasiak
1959 Green Bay (Three - I)	Stan Wasiak	1987 Albuquerque (Pacific Coast) Sarasota (Gulf Coast)	Terry Collins Joe Alvarez
1960 Atlanta (Southern Assn) Reno (California) Spokane (Pacific Coast)	Rube Walker Tom Saffell Preston Gomez	1988 Great Falls (Pioneer) Santo Domingo (Dominican)	Tim Johnson Elvio Jimenez
1961 Great Falls (Pioneer) Reno (California)	Albert Ronning Roy Smalley	1989 Bakersfield (California) Great Falls (Pioneer)	Tim Johnson Joe Vavra
1964 Salisbury (Western Carolinas)	George Scherger	Santo Domingo (Dominican)	Teddy Martinez
1965 Albuquerque (Texas)	Roy Hartsfield	1990 Albuquerque (Pacific Coast) Great Falls (Pioneer)	Kevyn Kennedy Joe Vavra
1966 Ogden (Pioneer) Tri-City (Northwest)	Tommy Lasorda Duke Snider	Kissimmee (Gulf Coast) Vero Beach (Florida State)	Ivan DeJesus Joe Alvarez
1967 Albuquerque (Texas) Ogden (Pioneer)	Duke Snider Tommy Lasorda	1992 La Vega (Dominican)	Antonio Bautista
1968 Ogden (Pioneer) Tri-City (Northwest)	Tommy Lasorda Don LeJohn	1993 La Vega (Dominican)	Antonio Bautista
1969 Ogden (Pioneer) Rogue Valley (Northwest)	Ray Malgradi Bill Berrier	1994 Albuquerque (Pacific Coast)	Rick Dempsey
1970 Albuquerque (Texas) Bakersfield (California) Spokane (Pacific Coast)	Del Crandall Don LeJohn Tommy Lasorda	1995 San Bernardino (California)	Ron Roenicke
1972 Albuquerque (Pacific Coast) El Paso (Texas)	Tommy Lasorda Monty Basgall	1996 La Romana (Dominican) Savannah (South Atlantic) Yakima (Northwest)	Antonio Bautista John Shoemaker Joe Vavra
1977 Lethbridge (Pioneer) Lodi (California)	Gail Henley Stan Wasiak	1997 La Romana (Dominican) San Antonio (Texas)	Jose Salado Ron Roenicke
1978 Albuquerque (Pacific Coast)	Del Crandall	1999 San Bernardino (California)	Rick Burleson
1979 Lethbridge (Pioneer)	Gail Henley	2000 San Bernardino (California) Santo Domingo (Dominican) Yakima (Northwest)	Dino Ebel Pedro Mega Butch Hughes
1980 Albuquerque (Pacific Coast) Lethbridge (Pioneer)	Del Crandall Gail Henley	2001 Jacksonville* (Southern)	John Shoemaker
1981 Albuquerque (Pacific Coast) Lodi (California)	Del Crandall Terry Collins	2002 Great Falls (Pioneer)	Dann Bilardello
1982 Albuquerque (Pacific Coast)	Del Crandall	2005 Jacksonville (Southern)	John Shoemaker
		2011 AZL Dodgers (Arizona)	Jody Reed
		2015 Rancho Cucamonga (California)	Bill Haselman
		2016 Great Lakes (Midwest)	Gil Velazquez
		2017 Ogden (Pioneer) DSL Dodgers I (DSL)	Mark Kerteanian Austin Chubb

*co-champions

DODGERS' ALL-TIME MINOR LEAGUE RECORDS
BATTING RECORDS:

Career	
Games	1,252
Norm Larker (1949-57)	
At-Bats	4,571
Norm Larker (1949-57)	
Runs	740
Norm Larker (1949-57)	
Hits	1,362
Norm Larker (1949-57)	
Doubles	271
Norm Larker (1949-57)	
Triples	74
Bert Hamric and Charlie Neal	
Home Runs	208
Jim Gentile (1952-59)	
RBI	681
Norm Larker (1949-57)	
Stolen Bases	304
Wayne Kirby	
Single Season	
Batting Average436
Fran Bonair (1957, Reno)	
Games	147
Tom Paciorek (1972, Albuquerque)	
At-Bats	637
Jasper Spears (1955, St.Paul)	
Runs	162
Tom Humber (1947, Great Falls)	
Hits	216

Willie Davis (1960, Spokane)	
Doubles	54
Delwyn Young (2007, Las Vegas)	
Triples	26
Willie Davis (1960, Spokane)	
Home Runs	44
Greg Brock (1982, Albuquerque)	
Phil Hiatt (2001, Las Vegas)	
RBI	153
William Gabler (1951, Santa Barbara)	
Slugging Percentage727
Phil Hiatt (2001, Las Vegas)	
On-Base Percentage535
Ray Perry (1954, Bakersfield)	
Stolen Bases	120
Alan Wiggins (1980, Lodi)	
Walks	184
Ray Perry (1954, Bakersfield)	

PITCHING RECORDS:

Career	
Games	328
Jose Garcia	
Innings	1,837.0
Bill Harris	
Wins	133
Bill Harris	
Losses	97
Bill Harris	
Strikeouts	1,029
Bill Harris	

Single Season	
Games	75
Dan Ricabal (1997, Vero Beach)	
Games Started	34
Ralph Mauriello (1955, Mobile)	
Complete Games	29
Bill Harris (1952, Miami)	
Wins	26
Laurence Manier (1951, Great Falls)	
Losses	18
Jack Banta (1945, Montreal)	
Winning Percentage909
Geoff Zahn (1972, Albuquerque)	
Ken Howell (1988, Albuquerque)	
Earned Run Average	1.42
John Van Cuyk (1946, Ft. Worth)	
Innings	294.0
Bill Harris (1952, Miami)	
Strikeouts	301
Stan Williams (1955, Newport)	
Saves	34
Joe Jacobsen (1995, Vero Beach)	
Shutouts	6
Five Pitchers Tied	

BRANCH RICKEY MINOR LEAGUE PLAYER AND PITCHER OF THE YEAR

Year	Player of the Year	Pitcher of the Year
1989	Mike Huff, Albuquerque (OF)	Jim Poole, Vero Beach (LHP)
1990	Henry Rodriguez, San Antonio (OF)	Jamie McAndrew, Bakersfield/San Antonio (RHP)
1991	Eric Karros, Albuquerque (IB)	Pedro Martinez, San Antonio/Albuquerque (RHP)
1992	Mike Piazza, San Antonio/Albuquerque (C)	Todd Williams, Bakersfield/San Antonio (RHP)
1993	Billy Ashley, Albuquerque (OF)	Kip Gross, Albuquerque (RHP)
1994	Billy Ashley, Albuquerque (OF)	Greg Hansell, Albuquerque (RHP)
1995	Adam Riggs, San Bernardino (INF)	Gary Rath, San Antonio/Albuquerque (LHP)
1996	Paul Konerko, San Antonio/Albuquerque (1B)	Billy Neal, Vero Beach (RHP)
1997	Paul Konerko, Albuquerque (INF)	Dennys Reyes, San Antonio/Albuquerque (LHP)
1998	Angel Peña, San Antonio (C)	Luke Prokopec, San Bernardino/San Antonio (RHP)
1999	Chin-Feng Chen, San Bernardino (OF)	Eric Gagné, San Antonio (RHP)
2000	Joe Thurston, San Bernardino (INF)	Carlos Garcia, San Bernardino (RHP)
2001	Phil Hiatt, Las Vegas (INF)	Ricardo Rodriguez, Vero Beach (LHP)
2002	Joe Thurston, Las Vegas (INF)	Edwin Jackson, South Georgia (RHP)
2003	Franklin Gutierrez, VB/Jacksonville (OF)	Greg Miller, Vero Beach/Jacksonville (LHP)
2004	Joel Guzman, Vero Beach/Jacksonville (OF)	Chad Billingsley, Vero Beach/Jacksonville (RHP)
2005	Andy LaRoche, Vero Beach/Jacksonville (IF)	Chad Billingsley, Jacksonville (RHP)
2006	James Loney, Las Vegas (1B)	Mark Alexander, Jacksonville/Las Vegas (RHP)
2007	Chin-lung Hu, Jacksonville/Las Vegas (IF)	James McDonald, Inland Empire/Jacksonville (RHP)
2008	Ivan DeJesus, Jr., Jacksonville (IF)	James McDonald, Jacksonville/Los Angeles (RHP)
2009	Dee Gordon, Great Lakes (IF)	Scott Elbert, Chattanooga/Albuquerque/Los Angeles (LHP)
2010	Jerry Sands, Great Lakes/Chattanooga (IF/OF)	Rubby De La Rosa, Great Lakes/Chattanooga (RHP)
2011	Scott Van Slyke, Chattanooga (IF/OF)	Shawn Tolleson, Great Lakes/Rancho Cucamonga/Chattanooga (RHP)
2012	Joc Pederson, Rancho Cucamonga (OF)	John Ely, Albuquerque (RHP)
2013	Scott Schebler, Rancho Cucamonga (OF)	Zach Lee, Chattanooga (RHP)
2014	Joc Pederson, Albuquerque (OF)	Julio Urias, Rancho Cucamonga (LHP)
	Corey Seager, Rancho Cucamonga/Chattanooga (IF)	
2015	Alex Verdugo, Great Lakes/Rancho Cucamonga (OF)	Zach Lee, Oklahoma City/Los Angeles (RHP)
2016	Edwin Rios, Great Lakes, Rancho Cucamonga/Tulsa (IF)	Brock Stewart, Rancho Cucamonga/Tulsa/Oklahoma City/Los Angeles (RHP)
2017	Keibert Ruiz, Great Lakes, Rancho Cucamonga (C)	Walker Buehler, Rancho Cucamonga/Tulsa/Oklahoma City/Los Angeles (RHP)

DODGER PROSPECTS APPEARING IN ALL-STAR FUTURES GAME

1999: OF Chin-Feng Chen (World), RHP Luke Prokopec (World)
 2000: OF Chin-Feng Chen (World), Randy Dorame (World)
 2001: RHP Ricardo Rodriguez (World)
 2002: IF Victor Diaz (World), RHP Ricardo Rodriguez (World)
 2003: OF Franklin Gutierrez (World), RHP Edwin Jackson (US)
 2004: IF Joel Guzman (World), C Koyie Hill (US)
 2005: IF Andy LaRoche (US), C Russell Martin (World)
 2006: IF Joel Guzman (World), IF Chin-lung Hu (World)
 2007: IF Chin-lung Hu (World)*, LHP Clayton Kershaw (US)
 2008: IF Ivan DeJesus Jr. (World)

2009: IF Pedro Baez (World)
 2010: IF Pedro Baez (World), IF Dee Gordon (US)
 2011: OF Alfredo Silverio (World)
 2012: LHP Chris Reed (World)
 2013: OF Joc Pederson (US)
 2014: INF Corey Seager (US), LHP Julio Urias (World)
 2015: C Kyle Farmer (US), RHP Juan Gonzalez (World)
 2016: INF Willie Calhoun (US), RHP Jharel Cotton (World)
 2017: OF Alex Verdugo (World), RHP Yadier Alvarez (World)
 * Futures Game MVP

DODGERS' FIRST-ROUND DRAFT SELECTIONS

Year	Player	Pos	Year	Player	Pos	Year	Player	Pos
1965	John Wyatt	INF	1986	Mike White	OF	2004	Scott Elbert	LHP
1966	Larry Hutton	RHP	1987	Dan Opperman	RHP		Blake DeWitt	3B
1967	Don Denbow	INF	1988	Bill Bene	RHP		Justin Orenduff	RHP
1968	Bobby Valentine	OF	1989	Kiki Jones	RHP	2005	Luke Hochevar*	RHP
1969	Terry McDermott	C		Tom Goodwin	OF	2006	Clayton Kershaw	LHP
1970	Jim Haller	RHP		Jamie McAndrew*	RHP		Bryan Morris*	RHP
1971	Rick Rhoden	RHP	1990	Ronnie Walden	LHP		Preston Mattingly*	INF
1972	John Harbin	INF	1991	None		2007	Chris Withrow	RHP
1973	Ted Farr	C	1992	Ryan Luzinski*	C		James Adkins*	LHP
1974	Rick Sutcliffe	RHP		Michael Moore*	OF	2008	Ethan Martin	RHP
1975	Mark Bradley	INF	1993	Darren Dreifort	RHP	2009	Aaron Miller	LHP
1976	Mike Scioscia	C	1994	Paul Konerko	C	2010	Zach Lee	RHP
1977	Bob Welch	RHP	1995	David Youcm	LHP	2011	Chris Reed	LHP
1978	None		1996	Damian Rolls	INF	2012	Corey Seager	SS
1979	Steve Howe	LHP	1997	Glenn Davis	1B	2013	Chris Anderson	RHP
	Steve Perry	RHP	1998	Bubba Crosby	OF	2014	Grant Holmes	RHP
1980	Ross Jones	INF	1999	Jason Repko*	INF	2015	Walker Buehler	RHP
1981	Dave Anderson	INF	2000	Ben Diggins	RHP		Kyle Funkhouser*	RHP
1982	Franklin Stubbs	1B	2001	None		2016	Gavin Lux	SS
1983	Erik Sonberg	LHP	2002	James Loney	1B	2017	Jeren Kendall	OF
1984	Dennis Livingston	RHP		Greg Miller*	LHP			
1985	Chris Gwynn	OF	2003	Chad Billingsley	RHP			

* First-round supplemental pick

PLAYER DEVELOPMENT

2017 FIRST-YEAR PLAYER DRAFT

Rd.	Overall	Player	School	DOB	POS	B/T	Ht	Wt	Scout
1	23	Jeren Kendall	Vanderbilt	02/04/1996	OF	L/R	6' 0"	190	Lamb
2	62	Morgan Cooper	University of Texas	09/12/1994	RHP	R/R	6' 5"	210	Bowers
3	100	Connor Wong	University of Houston	05/19/1996	C	R/R	6' 1"	181	Bowers
4	130	James Marinar	Park Vista HS	10/10/1998	RHP	R/R	6' 5"	220	Casanova
5	160	Riley Ottesen	University of Utah	10/30/1994	RHP	R/R	6' 1"	185	Compton
6	190	Wills Montgomerie	University of Connecticut	06/02/1995	RHP	R/R	6' 3"	205	DeLucia
7	220	Zach Pop	University of Kentucky	09/20/1996	RHP	R/R	6' 4"	220	Lamb
8	250	Rylan Bannon	Xavier	04/22/1996	IF	R/R	5' 10"	180	Lamb
9	280	Connor Strain	University of Evansville	08/04/1994	RHP	R/R	6' 1"	180	Head
10	310	Zach Reks	University of Kentucky	11/12/1993	OF	L/R	6' 2"	190	Lamb
11	340	Jacob Amaya	South Hills HS	09/03/1998	IF	R/R	6' 0"	180	Moeller
12	370	Andre Jackson	University of Utah	05/01/1996	RHP	R/R	6' 3"	205	Compton
13	400	Marshall Kasowski	West Texas A & M	03/10/1995	RHP	L/R	6' 3"	215	Herzenberg
14	430	Josh McLain	NC State University	09/23/1996	OF	R/R	6' 0"	167	Joyce
15	460	Marcus Chiu	Marin CC	01/13/1997	IF	R/R	6' 1"	190	Kunis
16	490	Evy Ruibal	Notre Dame	09/29/1995	RHP	R/R	6' 4"	232	Head
17	520	Nathan Witt	Michigan State	04/19/1996	RHP	R/R	6' 4"	210	Rosenthal
18	550	Zach Willeman	Kent State University	03/27/1996	RHP	R/R	6' 2"	175	Lamb
19	580	Max Gamboa	Pepperdine	11/22/1995	RHP	R/R	6' 4"	180	Moeller
20	610	Donovan Casey	Boston College	02/23/1996	OF	R/R	6' 2"	190	DeLucia
21	640	Joshua Rivera	Carlos Beltran Baseball Academy	01/30/1999	IF	R/R	5' 11"	188	Casanova
22	670	Justin Hoyt	Jacksonville State University	04/30/1995	LHP	L/L	6' 0"	210	Ball
23	700	Connor Heady	University of Kentucky	07/03/1994	IF	R/R	5' 11"	158	Lamb
24	730	Preston Grand Pre	UC Berkeley	07/15/1995	IF	R/R	6' 4"	175	Kunis
25	760	Mark Washington	Lehigh University	03/22/1996	RHP	R/R	6' 7"	205	DeLucia
26	790	Devin Hemmerich	Norfolk State University	07/11/1995	LHP	R/L	6' 1"	195	Rosenthal
27	820	Jeremy Arocho	Old Mill HS	10/06/1998	IF	S/R	5' 10"	165	Rosenthal
28	850	Justin Lewis	Cornell University	10/12/1996	LHP	S/L	6' 2"	210	DeLucia
29	880	Deacon Liput	University of Florida	06/27/1996	IF	L/R	5' 10"	185	Hennessey
30	910	Chris Roller	McLennan CC	10/08/1996	OF	R/R	6' 0"	190	Bowers
31	940	Hunter Mercado-Hood	University of San Diego	02/16/1995	OF	L/R	6' 0"	190	Mayne
32	970	Tyler Adkison	San Diego State University	05/08/1995	OF	R/R	5' 10"	185	Mayne
33	1000	Brett De Geus	Cabrillo College	11/04/1997	RHP	R/R	6' 1"	190	Kunis
34	1030	Dan Jagiello	Long Island University	05/23/1995	RHP	R/R	6' 3"	180	DeLucia
35	1060	Colby Nealy	Washington State University	03/08/1996	RHP	R/R	6' 5"	185	Jones
36	1090	Riley Richert	Howard College	01/28/1997	RHP	R/R	6' 3"	200	Herzenberg
37	1120	Corey Merrill	Tulane University	10/11/1994	RHP	R/R	6' 3"	210	Stringer
38	1150	Preston White	Birmingham Southern University	07/29/1996	OF	R/R	6' 6"	200	Ball
39	1180	Logan White	Mountain Pointe HS	06/04/1998	C	L/R	6' 0"	170	Compton
40	1210	Clayton Andrews	Cabrillo College	03/11/1996	LHP	L/L	5' 6"	160	Kunis

Bold indicates player signed



Dodgers President and CEO Stan Kasten receives the 2017 Baseball America's Organization of the Year Award at the 2017 Winter Meetings

ORGANIZATIONAL PLAYERS

Last, First	Pos.	Ht/Wt	B/T	Born	School	Draft/1st Signing	Acquired	2017 Org.
Abdullah, Imani	RHS	6-4/205	R-R	4/20/1997 (San Diego, CA)	HS: Madison (CA)	11 (2015, LAD)	Draft	LAD
Abreu, Jeffrey	RHS	6-4/200	R-R	1/28/2000 (Santo Domingo, DR)	N/A	7/3/17 (LAD)	Int'l FA	-
Acevedo, Axel	RHS	6-2/170	R-R	9/23/2000 (Puerto Plata, DR)	N/A	7/3/2017 (LAD)	Int'l FA	LAD
Acosta, Alder	RHS	6-4/200	R-R	9/7/1999 (Caracas, VZ)	N/A	8/26/2016 (LAD)	Int'l FA	LAD
Adkison, Tyler	LF	5-10/185	R-R	5/8/1995 (Santa Monica, CA)	HS: Mater Dei (CA) San Diego State University	32 (2017, LAD)	Draft	LAD
Aguilar, Jose	OF	5-10/170	R-R	4/4/2001 (Aragua, VZ)	N/A	9/30/2017 (LAD)	Int'l FA	LAD
Ahmed, Michael	IF	6-2/195	R-R	1/20/1992 (Springfield, MA)	HS: East Longmeadow (MA) College of the Holy Cross (MA)	20 (2013, LAD)	Draft	LAD
Albert, Shakir	OF	6-0/185	R/R	12/24/1996 (Willemstad, Curacao)	N/A	12/2/13 (LAD)	Int'l FA	LAD
Alicantara, Ismael	CF	6-1/165	R-R	9/25/1998 (Santo Domingo, DR)	N/A	7/2/2016 (LAD)	Int'l FA	LAD
Alejo, Carlos	RHS	6-1/165	R-R	8/23/1999 (Bonaio, DR)	N/A	4/27/16 (LAD)	Int'l FA	LAD
Allie, Stetson	RHR	6-2/244	R-R	3/13/1991 (Orlando, FL)	HS: St. Edward (OH)	2 (2010, PIT)	FA	-
Alvarez, Eduardo	RHS	6-1/215	R-R	4/30/1996 (Tijuana, MX)	N/A	5/4/2017 (LAD)	Int'l FA	-
Alvarez, Oscar	C	5-9/145	R-R	6/20/2000 (Carora, VZ)	N/A	7/4/2016 (LAD)	Int'l FA	LAD
Alvarez, Yadier	RHS	6-3/175	R-R	3/7/1996 (Matanzas, Cuba)	N/A	7/2/2015 (LAD)	Int'l FA	LAD
Alvino, Jasiel	RHS	6-1/180	R-R	1/11/1997 (Nizao, DR)	N/A	4/9/2014 (MIN)	FA	LAD
Amaya, Jacob	IF	6-0/180	R-R	9/3/1998 (Rosemead, CA)	HS: South Hills (CA)	11 (2017, LAD)	Draft	LAD
Amon, Pascal	OF	6-1/183	L-R	12/26/1997 (Ingolstadt, Germany)	N/A	7/17/2015 (LAD)	Int'l FA	LAD
Anderson, Isaac	RHS	6-0/190	R-R	9/4/1993 (Boise, ID)	HS: Rocky Mountain (ID) Wichita St. Univ. (KS)	40 (2015, LAD)	Draft	LAD
Aponte, Kevin	OF	6-2/175	R-R	10/26/1997 (Maracay, VZ)	N/A	7/10/2015 (LAD)	Int'l FA	LAD
Arocho, Jeremy	IF	5-10/180	S-R	10/6/1998 (Glen Burnie, MD)	HS: Old Mill (MD)	27 (2017, LAD)	Draft	LAD
Arruebarrena, Erisbel	IF	5-11/180	R-R	3/25/1990 (Cienfuegos, Cuba)	N/A	2/20/2014 (LAD)	Int'l FA	LAD
Arzaga, Oscar	RHS	6-4/200	R-R	2/23/1998 (Chihuahua, MX)	N/A	2/4/2016 (LAD)	Int'l FA	LAD
Baez, Wilkin	RHS	6-1/175	R-R	11/12/1999 (San Cristobal, DR)	N/A	9/2/2017 (LAD)	Int'l FA	-
Bannon, Ryan	IF	5-10/180	R-R	4/22/1996 (Joliet, IL)	HS: Joliet Catholic (IL) Xavier (OH)	8 (2017, LAD)	Draft	LAD
Bañuelos, Manuel	LHS	5-10/215	R-L	3/13/1991 (Gomez Placio, MX)	N/A	2/16/2008 (NYY)	FA	LAA
Bastardo, Kiumel	OF	6-0/180	R-R	1/12/2000 (Tucupita, VZ)	N/A	7/3/2016 (LAD)	Int'l FA	LAD
Beatty, Matthew	C	6-0/210	L-R	4/28/1993 (Snellville, GA)	HS: Dresden (TN) Belmont Univ. (TN)	12 (2015, LAD)	Draft	LAD
Beltran, Hugo	RHS	6-1/190	R-R	6/13/2000 (Barranquilla, Colombia)	N/A	7/4/2017 (LAD)	Int'l FA	LAD
Bentura, Raillon	IF	5-10/155	R-R	1/16/2000 (Willemstad, Curacao)	N/A	7/4/2016 (LAD)	Int'l FA	LAD
Berman, Steven	C	6-2/225	R-R	11/28/1994 (Mountain View, CA)	HS: Saratoga (CA) Santa Clara Univ. (CA)	31 (2016, LAD)	Draft	LAD
Berroa, Israiky	RHS	5-11/165	R-R	11/17/2000 (Sabana Grande de Palenque, DR)	N/A	11/1/2017 (LAD)	Int'l FA	-
Betancourt, Kenneth	IF	5-8/160	S-R	2/5/2000 (San Carlos, VZ)	N/A	7/2/2016 (LAD)	Int'l FA	LAD
Boyle, Michael	LHS	6-1/175	R-L	4/12/1994 (Richmond, VA)	HS: Deep Run (VA) Radford Univ.	13 (2015, LAD)	Draft	LAD
Bray, Adam	RHS	6-1/175	R-L	4/14/1993 (Eden Prairie, MN)	HS: Eden Prairie (MN) South Dakota St. Univ. (SD)	33 (2015, LAD)	Draft	LAD
Brito, Ronny	IF	6-0/165	R-R	3/22/1999 (San Francisco De Macoris, DR)	N/A	7/2/2015 (LAD)	Int'l FA	LAD
Brizuela, Jose	IF	6-0/180	L-R	8/31/1992 (Maracay, VZ)	HS: N/A Florida State (FL)	16 (2014, OAK)	Int'l FA	LAD
Broussard, Joe	RHS	6-1/220	R-R	1/28/1991 (New Orleans, LA)	HS: Holy Cross (LA) Louisiana St. Univ. (LA)	15 (2014, LAD)	Draft	LAD
Bruhli, Justin	LHS	6-2/215	L-L	6/26/1997 (Petaluma, CA)	JC: Santa Rosa JC (CA) Cal Poly San Luis Obispo (CA)	7/19/2017 (LAD)	FA	-
Budier, Andrew	LHS	6-0/165	L-L	10/20/1999 (Atlantico Sur, Nicaragua)	N/A	7/3/2017 (LAD)	Int'l FA	-
Burg, Alex	UTL	6-0/190	R-R	08/09/1987 (Seattle, Washington)	HS: Mount Rainiers HS (WA) Washington State Univ. (WA)	24 (2009, SF)	FA	TEX
Cabrera, Jeisson	RHS	6-2/170	R-R	9-5-1998 (La Vega, DR)	N/A	11/7/2017 (LAD)	Int'l FA	-
Cabrera, Luis	RHS	6-0/160	R-R	12/29/1999 (Santo Domingo, DR)	N/A	8/31/2016 (LAD)	Int'l FA	LAD
Camargo, Jair	C	5-10/150	R-R	7/1/1999 (Barranquilla, Colombia)	N/A	7/10/2015 (LAD)	Int'l FA	LAD
Camilo, Darlin	RHS	6-2/190	R-R	11/17/1999 (Nagua, DR)	N/A	7/3/2017 (LAD)	Int'l FA	-
Carpenter, Brock	IF	6-3/200	R-R	6/5/1995 (Tacoma, WA)	HS: Fife (WA) Seattle Univ. (WA)	20 (2016, LAD)	Draft	LAD
Carrillo, Gerardo	RHS	6-0/154	R-R	9/13/1998 (Guadalajara, Mexico)	N/A	7/5/2016 (LAD)	Int'l FA	LAD
Carter, James	RHS	6-3/185	R-R	3/10/1994 (Pomona, CA)	HS: San Ramon Valley (CA) UC Santa Barbra (CA)	21 (2016, LAD)	Draft	LAD
Casey, Donovan	OF	6-2/190	R-R	2/23/1996 (Stratford, NJ)	HS: Sterling (NJ) Boston College (MA)	20 (2017, LAD)	Draft	LAD
Castellanos, Saul	RHS	6-0/170	R-R	5/10/1997 (Jalostotitlan, MX)	N/A	8/5/2015 (LAD)	Int'l FA	LAD
Castillo, Bryan	RHS	6-3/185	R-R	1/18/1999 (Santo Domingo, DR)	N/A	11/5/2015 (LAD)	Int'l FA	LAD
Castillo, Yamil	RHS	6-1/200	R-R	8/18/1999 (Minatitlan, MX)	N/A	4/1/2017 (LAD)	Int'l FA	LAD
Castro, Jeronimo	RHS	6-4/200	R-R	9/3/1996 (Los Llanos, DR)	N/A	6/1/2016 (LAD)	Int'l FA	LAD
Cathalina, Mayron	OF	6-0/145	R-R	2/12/2001 (Oranjestad, Aruba)	N/A	7/3/2017 (LAD)	Int'l FA	-
Cespedes, Francis	LHS	6-4/185	L-L	9/28/1994 (Los Alcarizos, DR)	N/A	10/28/2015 (LAD)	Int'l FA	LAD
Cespedes, Yelson	RHS	6-1/178	R-R	3/5/1998 (Azua, DR)	N/A	4/1/2016 (LAD)	Int'l FA	LAD
Chacin, Jose	RHS	6-4/168	R-R	3/25/1997 (Bolívar, VZ)	N/A	9/16/2015 (LAD)	Int'l FA	LAD
Chalo, Wladimir	C	5-8/170	R-R	4/21/2000 (Maracay, VZ)	N/A	7/2/2016 (LAD)	Int'l FA	LAD
Chirinos, Yhostin	IF	5-10/165	R-R	9/29/2000 (Carabobo, VZ)	N/A	7/4/2017 (LAD)	Int'l FA	-
Chiu, Marcus	IF	6-1/190	R-R	1/13/1997 (Novato, CA)	HS: San Marin (CA) Marin CC (CA)	15 (2017, LAD)	Draft	LAD
Contreras, Nefri	6-0/177	S-S	12/25/1998 (Loma De Cabrera, DR)	N/A	1/20/2017 (LAD)	Int'l FA	LAD	
Colvin, Tyler	OF	6-3/190	L-L	9/5/1985 (Augusta, GA)	North Augusta HS (SC) Clemson University (SC)	1 (2006, CHC)	FA	-
Cooper, Morgan	RHS	6-5/210	R-R	9/12/1994 (Jarrell, TX)	HS: Jarrell (TX) Univ. of Texas at Austin (TX)	2 (2017, LAD)	Draft	LAD
Copping, Corey	RHS	6-1/175	R-R	1/11/1994 (Pasadena, CA)	HS: Temple City (CA) Univ. of Oklahoma	31 (2015, LAD)	Draft	LAD
Corcino, Daniel	RHS	5-11/165	R-R	8/26/1990 (Azua, DR)	N/A	5/11/2017 (LAD)	Int'l FA	CHC/LAD
Crawford, Leonardo	LHS	6-0/180	L-L	2/2/1997 (Puerto Cabezas, Nicaragua)	N/A	7/2/2014 (LAD)	Int'l FA	LAD
Crouse, Logan	RHS	6-6/225	R-R	12/2/1996 (Orlando, FL)	HS: Bloomingdale (FL)	30 (2015, LAD)	Draft	LAD
Cruz, Daniel	RHS	6-3/185	R-R	10/5/1987 (Cambita Garabito, DR)	N/A	7/2/2017 (LAD)	Int'l FA	LAD
Cuadrado, Romer	OF	6-4/185	R-R	9/12/1987 (Maturin, VZ)	N/A	7/2/2014 (LAD)	Int'l FA	LAD
Cuello, Edward	RHS	6-0/170	R-R	10/20/1996 (San Jose de Ocoa, DR)	N/A	7/2/2016 (LAD)	Int'l FA	LAD
Curry, Parker	RHR	6-0/185	R-R	11/21/1993 (Birmingham, AL)	HS: Pelham (AL) Samford Univ. (AL)	7/13/2016 (LAD)	FA	LAD

PLAYER DEVELOPMENT

ORGANIZATIONAL PLAYERS

Last, First	Pos.	Ht/Wt	B/T	Born	School	Draft/1st Signing	Acquired	2016 Org.
Culver, Malcom	RHP	6-2/185	R-R	2/9/1990 (Panorama City, CA)	Palmdale HS (CA)	8 (2008, KC)	FA	KC
Darvill, Wesley	IF	6-2/190	L-R	9/10/1991 (Richmond, BC, Canada)	HS: Brookwood (Canada)	5 (2009, CHC)	FA	Ind.
De Avila, Carlos	RHS	5-11/170	R-R	2/11/2000 (Cartagena, Colombia)	N/A	11/7/2017 (LAD)	Int'l FA	-
De Fratus, Justin	RHP	6-4/215	S-R	10/12/1987 (Oxnard, CA)	HS: Rio Mesa HS (CA) Ventura College (CA)	11 (2007, PHI)	FA	SEA/Ind.
De Geus, Brett	RHS	6-1/190	R-R	11/4/1997 (Pleasanton, CA)	HS: Foothill (CA) Cabrillo College (CA)	33 (2017, LAD)	Draft	LAD
De La Paz, Franklin	LHS	6-2/190	L-L	3/29/1999 (Azua, DR)	N/A	3/2/2017 (LAD)	Int'l FA	LAD
De Leon, Emmanuel	RHP	6-1/175	S-R	12/25/1990 (La Vega, DR)	N/A	7/24/2007 (PIT)	FA	-
De Los Santos, Carlos	RHS	6-0/165	R-R	4/16/1982 (Barahona, DR)	N/A	5/23/2005 (NYY)	Int'l FA	LAD
De Paula, Reinaldo	RHS	5-11/177	R-R	10/20/1998 (Santo Domingo, SR)	N/A	5/29/2017 (LAD)	Int'l FA	LAD
Diaz, Luis C.	OF	6-1/155	R-R	12/19/1999 (Maracay, VZ)	N/A	7/9/2016 (LAD)	Int'l FA	LAD
Diaz, Luis Y.	IF	5-11/170	R-R	9/9/1999 (Bani, DR)	N/A	8/3/2016 (LAD)	Int'l FA	LAD
Diaz, Yusniel	OF	6-1/195	R-R	10/7/1996 (Ciudad Habana, Cuba)	N/A	11/21/2015 (LAD)	Int'l FA	LAD
Dominguez, Jesus	RHS	5-9/170	L-R	4/6/2001 (Valverde, DR)	N/A	10/21/2017 (LAD)	Int'l FA	-
Duester, Patrick	RHS	6-6/225	R-R	12/24/1993 (Titusville, FL)	HS: Titusville (FL) Tulane Univ.	7/15/2016 (LAD)	FA	LAD
Dygestile-Therrien, Jesen	RHS	6-2/200	R-R	3/18/1993 (Montreal, QC, Canada)	HS: Polyvalente Edouard Montpetit College Ahuntsic (Canada)	17 (2011, PHI)	FA	PHI
Enrique, Julio	OF	6-1/184	R-R	2/21/2000 (Ciego de Avila, Cuba)	N/A	7/3/2017 (LAD)	Int'l FA	LAD
Espinosa, Aldo	IF	6-0/148	R-R	9/10/1998 (Managua, Nicaragua)	N/A	7/2/2016 (LAD)	Int'l FA	LAD
Estevez, Omar	IF	5-10/185	R-R	2/25/1998 (Matanzas, Cuba)	N/A	11/21/2015 (LAD)	Int'l FA	LAD
Felix, Carlos	RHS	6-2/189	R-R	11/6/1995 (Navajoa, MX)	N/A	7/19/2013 (LAD)	Int'l FA	LAD
Feliz, Jimmie	OF	5-11/180	S-R	8/1/2000 (Santo Domingo, DR)	N/A	7/3/2017 (LAD)	Int'l FA	LAD
Ferguson, Caleb	LHS	6-3/215	R-L	7/2/1996 (Columbus, OH)	HS: West Jefferson (OH)	38 (2014, LAD)	Draft	LAD
Fernandez, Alejandro	C	5-10/155	R-R	3/7/2001 (Maracaibo, VZ)	N/A	7/4/2017 (LAD)	Int'l FA	LAD
Fernandez, Pablo	RHS	6-1/185	R-R	8/5/1989 (Holguin, Cuba)	N/A	5/21/2015 (LAD)	Int'l FA	LAD
Gallen, Blake	OF	5-9/180	L-L	3/27/1985 (Verdugo Hills, CA)	HS: El Camino Real (CA) Glendale CC (CA) / UNLV (NV)	7/29/2011 (LAA)	FA	LAD
Galindo, Harold	RHS	6-2/175	R-R	1/22/2001 (Miranda, VZ)	N/A	7/4/2017 (LAD)	Int'l FA	-
Gale, Rocky	C	6-1/190	R-R	2/22/1988 (Portland, OR)	North Salem HS (OR) University of Portland (OR)	2/26/2017 (LAD)	FA	SD
Gamboa, Max	RHS	6-4/180	R-R	11/22/1995 (Greenbrae, CA)	HS: Tamalpais (CA) Pepperdine (CA)	18 (2017, LAD)	Draft	LAD
Garcia, Jeans	IF	6-1/185	L-R	6/21/2001 (Santo Domingo, DR)	N/A	8/30/2017 (LAD)	Int'l FA	LAD
Garcia, Yunior	OF	6-0/198	R-R	7/29/2001 (Bani, DR)	N/A	7/29/2017 (LAD)	Int'l FA	LAD
Garlick, Kyle	OF	6-1/210	R-R	1/26/1992 (La Habra, CA)	HS: Chino Hills (CA) Cal Poly Pomona (CA)	28 (2015, LAD)	Draft	LAD
Gomez, Danny	RHP	6-5/185	R-R	9/30/2000 (Santo Domingo, DR)	N/A	2/9/2018 (LAD)	Int'l FA	-
Gonsolin, Anthony	RHR	6-2/180	R/R	5/14/1994 (Vacaville, CA)	HS: Vacaville (CA) St. Marys College (CA)	9 (2016, LAD)	Draft	LAD
Gonzalez, Juan	RHS	6-0/165	R/R	6/24/2000 (Cumana, VZ)	N/A	7/2/2016 (LAD)	Int'l FA	LAD
Gonzalez, Victor	LHS	6-0/180	L/L	11/16/1995 (Piano, MX)	N/A	7/4/2012 (LAD)	Int'l FA	LAD
Grand Pre, Preston	IF	6-4/175	R-R	7/15/1995 (Newport Beach, CA)	HS: Laguna Beach (CA) Univ. of California (CA)	24 (2017, LAD)	Draft	LAD
Gutierrez, Steven	RHS	6-1/180	R-R	6/21/2001 (San Francisco De Macoris, DR)	N/A	10/30/2017 (LAD)	Int'l FA	-
Hamilton, Austin	LHS	6-0/185	L-L	8/11/1993 (Okeechobee, FL)	HS: Okeechobee Valdosta State (GA)	6/19/2017 (LAD)	FA	LAD
Hansen, Mitchell	OF	6-4/205	L-L	5/1/1996 (Plano, TX)	HS: Plano (TX)	2 (2015, LAD)	Draft	LAD
Heady, Connor	IF	5-11/158	R-R	7/3/1994 (Prospect, KY)	HS: North Oldham (KY) Univ. of Kentucky (KY)	23 (2017, LAD)	Draft	LAD
Helsabeck, Wes	LHR	6-0/195	L/L	7/7/1992 (Winston Salem, NC)	HS: North Forsyth (NC) UNC Pembroke (NC)	6/14/2015 (LAD)	FA	LAD
Hemmerich, Devin	LHS	6-1/190	R-L	7/11/1995 (Norfolk, VA)	HS: Atlantic Shores Christian Norfolk State University (VA)	26 (2017, LAD)	Draft	LAD
Heredia, Gorge	OF	6-3/200	R-R	12/1/2000 (San Pedro De Macoris, DR)	N/A	7/2/2017 (LAD)	Int'l FA	LAD
Heredia, Starling	OF	6-2/200	R-R	2/6/1999 (Santo Domingo, DR)	N/A	7/2/2015 (LAD)	Int'l FA	LAD
Hermeling, Alexander	RHS	6-5/205	R-R	3/22/1993 (Evanston, IL)	Glenbrook North (IL) Univ. of Louisiana at Monroe	7/28/2015 (LAD)	FA	LAD
Hernandez, Antonio	LHS	5-8/187	L-L	9/27/1990 (Guadalajara, MX)	N/A	7/6/2016 (LAD)	Int'l FA	LAD
Hernandez, Jorge	IF	5-10/145	R-R	1/12/2001 (Barquisimeto, VZ)	N/A	7/4/2017 (LAD)	Int'l FA	LAD
Hernandez, Jose	LHS	6-3/170	L-L	12/31/1997 (Puerto Plata, DR)	N/A	5/12/2016 (LAD)	Int'l FA	LAD
Hernandez, Marco	C	6-2/170	R-R	6/22/1998 (Maracay, VZ)	N/A	12/11/2015 (LAD)	Int'l FA	LAD
Hernandez, Ricardo	RHS	6-1/205	R-R	2/4/1998 (Cuernavaca, MX)	N/A	7/7/2016 (LAD)	Int'l FA	LAD
Hope, Garrett	C	6-2/230	R-R	12/27/1993 (Kansas City, MO)	HS: The Woodlands (TX) West Virginia Univ.	7/1/2015 (LAD)	FA	LAD
Hoyt, Justin	LHR	6-0/210	L-L	4/30/1995 (Birmingham, AL)	HS: Oak Mountain (AL) Jacksonville State (AL)	22 (2017, LAD)	Draft	LAD
Inoa, Confesor	RHS	6-2/210	R-R	2/21/1996 (Yamasa, DR)	N/A	6/9/2016 (LAD)	Int'l FA	LAD
Isabel, Ibandel	IF	6-4/185	R-R	6/20/1995 (Yaguajay, DR)	N/A	4/5/2013 (LAD)	Int'l FA	LAD
Istler, Andrew	RHR	5-11/180	R/R	9/18/1992 (Toledo, OH)	HS: Wellington (FL) Duke Univ. (NC)	23 (2015, LAD)	Draft	LAD
Jackson, Andre	RHS	6-3/187	R-R	5/1/1996 (Vail, AZ)	HS: Cienega (AZ) Univ. of Utah (UT)	12 (2017, LAD)	Draft	LAD
Jackson, Drew	IF	6-2/200	R-R	7/28/1993 (Berkeley, CA)	HS: Miramonte (CA) Stanford (CA)	5 (2015, SEA)	FA	LAD
Jaggiello, Dan	RHS	6-3/180	R-R	5/23/1995 (West Islip, NY)	HS: West Islip (NY) LIU Post (NY)	34 (2017, LAD)	Draft	LAD
Jankowski, Jordan	RHR	6-1/210	R-R	5/17/1989 (McMurray, PA)	HS: Peters Township (PA) Catawba College	34 (2012, HOU)	Waiver	HOU, LAD
Jardines, Jenderson	C	5-11/160	S-R	1/31/2001 (Aragua, VZ)	N/A	7/4/2017 (LAD)	Int'l FA	LAD
Jarrard, Jonah	C	6-0/205	R-R	6/26/1994 (Rosemead, CA)	HS: Temple City (CA) The Masters College (CA)	8/7/2017 (LAD)	FA	LAD
Jenco, Saige	OF	5-10/175	L-L	8/7/1994 (State College, PA)	HS: State College (PA) Virginia Tech Univ.	24 (2016, LAD)	Draft	LAD
Jimenez, Melvin	RHS	6-0/170	S-R	7/23/1999 (Santiago de los Caballeros, DR)	N/A	12/23/2015 (LAD)	Int'l FA	LAD
Joe, Connor	C	5-11/212	R-R	8/16/192 (San Diego, CA)	HS: Poway (CA) Univ. San Diego (CA)	6/16/2014 (PIT)	FA	LAD
Johnson, Michael	LHR	5-11/185	L/L	1/3/1991 (Winchester, MA)	HS: Brooks School (MA) Dartmouth College (MA)	14 (2013, LAD)	Draft	LAD

PLAYER DEVELOPMENT

ORGANIZATIONAL PLAYERS

Last, First	Pos.	Ht/Wt	B/T	Born	School	Draft/1st Signing	Acquired	2016 Org.
Jones, Matt	RHR	6-7/250	L-R	3/9/1994 (Omaha, NE)	HS: Gretna (NE) Hutchinson Community College (KS)	25 (2014, LAD)	Draft	LAD
Kasowski, Marshall	RHS	6-3/215	L-R	3/10/1665 (Conroe, TX)	HS: 13 (2017, LAD) Univ. of Houston/Panola JC (TX)/West Texas (TX)	1 (2017, LAD)	Draft	LAD
Kendall, Jeren	OF	5-10/180	L-R	2/4/1996 (Clearwater, FL)	HS: Holmen (WI) Vanderbilt Univ. (KY)	1 (2017, LAD)	Draft	LAD
Kennedy, James	C	6-1/205	L-R	12/13/1992 (Miami, FL)	HS: Archbishop McCarthy (FL) Univ. of Miami (FL)	14 (2015, LAD)	Draft	LAD
Kowalczyk, Karch	RHR	6-1/216	R-R	3/31/1991 (Peru, IL)	HS: LaSalle-Peru Township (IL) Valparaiso Univ. (IN)	37 (2014, LAD)	Draft	LAD
Kremer, Dean	RHS	6-2/185	R-R	1/7/1996 (Stockton, CA)	HS: Lincoln (CA) Univ. Nevada Las Vegas	14 (2016, LAD)	Draft	LAD
Lachance, Kevin	IF	6-3/185	R-R	7/2/1994 (Fairfax, VA)	HS: Centreville (VA) Univ. Maryland Baltimore (MD)	10 (2016, LAD)	Draft	LAD
Landon, Logan	OF	6-2/180	R-R	2/17/1993 (Lansing, MI)	HS: Lincoln (SD) Univ. Texas Rio Grande Valley	10 (2015, LAD)	Draft	LAD
Lantigua, Dawlyn	RHS	5-11/165	R-R	7/28/1998 (Puerto Plata, DR)	N/A	4/9/2016 (LAD)	Int'l FA	LAD
Leo, Sauryñ	IF	6-2/182	R-R	8/14/1999 (Barahona, DR)	N/A	10/2/2015 (LAD)	Int'l FA	LAD
Lera, Breidy	RHS	6-4/180	R-R	3/16/1999 (Bani, DR)	N/A	11/21/2016 (LAD)	Int'l FA	LAD
Lebron, Rolando	OF	5-9/170	R-R	5/10/1998 (La Victoria, DR)	N/A	10/6/2015 (LAD)	Int'l FA	LAD
Lee, C.C.	RHS	5-11/190	R-R	10/21/1986 (Peng-Hu County, Taiwan)	Taipei Physical Education Coll.	9/3/2008 (CLE)	FA	COL
Leonard, Eddys	IF	6-0/160	R-L	11/0/2000 (Santo Domingo, DR)	N/A	7/3/2017 (LAD)	Int'l FA	-
Lewis, Justin	LHR	6-2/210	S-L	10/12/1996 (La Canada, CA)	HS: La Canada (CA) Cornell (NY)	28 (2017, LAD)	Draft	LAD
Loaisiga, Mike	IF	5-11/167	S-R	8/29/1999 (Managua, Nicaragua)	N/A	1/25/2016 (LAD)	Int'l FA	LAD
Long, Nolan	RHS	6-10/235	R-R	1/19/1994 (New London, CT)	HS: South Kent (CT) Wagner College (NY)	16 (2015, LAD)	Draft	LAD
Lowe, Mark	RHR	6-3/210	L-R	6/7/1983 (Houston, TX)	HS: Texas-Arlington (TX)	5 (2004, SEA)	FA	CHI (AL)
Luis, Deivi	OF	6-0/164	L-L	10/11/1999 (San Pedro De Macoris, DR)	N/A	7/7/2016 (LAD)	Int'l FA	LAD
Lux, Gavin	IF	6-2/170	L-R	11/23/1997 (Racine, WI)	HS: Indian Trail (WI)	1 (2016, LAD)	Draft	LAD
Machin, Eynar	IF	5-10/155	R-R	10/3/2000 (Puerto Cabello, VZ)	N/A	7/4/2017 (LAD)	Int'l FA	-
Malisheski, Kevin	RHS	6-3/200	R-R	9/7/1997 (Barrington, IL)	HS: Wauconda (IL)	38 (2016, LAD)	Draft	LAD
Marcano, Emmanuel	RHS	6-1/185	R-R	12/4/1998 (Puerto La Cruz, VZ)	N/A	12/14/2015 (LAD)	Int'l FA	LAD
Marinan, James	RHS	6-5/220	R-R	10/10/1998 (Boynton Beach, FL)	HS: Park Vista Community	4 (2017, LAD)	Draft	LAD
Marte, Hamlet	C	5-10/180	R-R	2/3/1994 (Salcedo, DR)	N/A	2/16/2011 (COL)	FA	LAD
Martinez, Hector	SS	6-0/135	R-R	8/22/2000 (Cartagena, Columbia)	N/A	9/16/2016 (LAD)	Int'l FA	LAD
Martinez, Jose	RHS	6-0/175	R-R	4/23/1999 (Caracas, VZ)	N/A	7/2/2016 (LAD)	Int'l FA	LAD
Martinez, Michael	RHS	6-1/175	R-R	7/11/1999 (Rio Piedras, PR)	N/A	11/8/2017 (LAD)	Int'l FA	-
Mateo, Edwin	OF	5-9/160	L-L	11/8/1998 (Santo Domingo Centro, DR)	N/A	7/2/2016 (LAD)	Int'l FA	LAD
Mateo, Santos	RHS	6-3/185	R-R	2/22/1997 (San Pedro De Macoris, DR)	N/A	1/11/2016 (LAD)	Int'l FA	LAD
Mathewson, Chris	RHS	6-1/200	L-R	5/26/1995 (West Covina, CA)	HS: Kaiser (CA) Cal St. Long Beach (CA)	19 (2016, LAD)	Draft	LAD
May, Dustin	RHS	6-6/180	R-R	9/6/1997 (Grapevine, TX)	HS: Northwest (TX)	3 (2016, LAD)	Draft	LAD
McKinstry, Zach	IF	6-1/175	L-R	4/29/1995 (Toledo, OH)	HS: North Side (IN) Central Michigan Univ.	33 (2016, LAD)	Draft	LAD
Mena, Johan	RHS	6-5/185	R/R	3/1/1998 (Santo Domingo, DR)	N/A	1/11/2016 (LAD)	Int'l FA	LAD
Mendoza, Cesar	C	5-11/175	R-R	2/28/1997 (Delicias, MX)	N/A	10/25/2016 (LAD)	Int'l FA	LAD
Merrill, Corey	RHS	6-4/240	R-R	10/11/1994 (Lutcher, LA)	HS: Lutcher (LA) Tulane Univ. (LA)	37 (2017, LAD)	Draft	LAD
Meza, Eric	IF	6-2/190	L/L	3/5/1998 (Guadalajara, MX)	N/A	9/18/2014 (LAD)	Int'l FA	LAD
Mieses, Johan	OF	6-2/185	R/R	7/13/1995 (Santo Domingo, DR)	N/A	5/31/2013 (LAD)	Int'l FA	LAD
Montgomerie, Wills	RHS	6-3/205	R-R	6/2/1995 (Lakeville, CT)	HS: Salisbury (CT) Univ. of Connecticut (CT)	6 (2017, LAD)	Draft	LAD
Montgomery, Brandon	IF	6-0/180	R/R	2/12/1996 (Houston, TX)	HS: Collierville, TN San Jacinto College (TX)	26 (2016, LAD)	Draft	LAD
Montilla, Carlos	RHS	5-11/165	R-R	7/24/1999 (Miranda, VZ)	N/A	4/10/2017 (LAD)	Int'l FA	LAD
Mora, Angelo	IF	5-11/150	S-R	2/25/1993 (Loma de Cabrera, DR)	N/A	2/2/2012 (PHI)	FA	PHI
Morales, Brayán	OF	6-1/170	S-L	12/8/1995 (San Juan, Puerto Rico)	HS: Haynes City (FL) Hillsborough CC (FL)	15 (2016, LAD)	Draft	LAD
Moran, Brian	LHR	6-3/210	L-L	9/30/1988 (Port Chester, NY)	HS: Iona Prep (NY) Univ. of North Carolina Chapel Hill (NC)	7 (2009, SEA)	FA	ATL/LAD
Morillo, Juan	RHS	6-1/150	R-R	3/19/1999 (Maracaibo, VZ)	N/A	9/13/2015 (LAD)	Int'l FA	LAD
Mortillaro, Joe	RHS	6-2/200	R/R	9/14/1993 (Queens, NY)	HS: Christ the King (NY) Western Illinois Univ.	8/9/2016 (LAD)	FA	-
Moscoso, Guillermo	RHR	6-1/200	R-R	11/4/1983 (Maracay, VZ)	Liceo Jose Luis Ramos (DR)	3/19/2003 (DET)	FA	Mex.
Moseley, Ryan	RHS	6-3/190	R-R	10/6/1994 (Lubbock, TX)	HS: Lubbock-Cooper (TX) Texas Tech (TX)	8 (2016, BAL)	Draft	LAD
Moya, Abel	RHP	6-1/170	R-R	6/6/2001 (La Vega, DR)	N/A	2/9/2018 (LAD)	Int'l FA	-
Muhammad, Jeremiah	RHS	6-4/215	R/R	11/4/1994 (Somerville, NJ)	HS: Coral Springs Christian (NJ)	11 (2014, SEA)	FA	LAD
Muncy, Max	IF	6-0/210	L-R	8/25/1990 (Midland, TX)	HS: Keller High (TX) Baylor University (TX)	5 (2012, OAK)	Draft	LAD
Nava, Jose	IF	6-2/190	L-R	1/15/1999 (Maracaibo, VZ)	N/A	7/4/2017 (LAD)	Int'l FA	LAD
Navarro, Orlandy	RHS	6-2/175	R/R	6/3/1999 (Maracaibo, VZ)	N/A	7/16/2015 (LAD)	Int'l FA	LAD
Neal, Zachary	RHS	6-3/220	R-R	11/9/1988 (Columbia, SC)	HS: Flower Mound (TX) Uni. Of Oklahoma (OK)	17 (2010, FLA)	FA	LAD
Nealy, Colby	RHR	6-5/185	R-R	3/8/1996 Mill Creek, WA)	HS: Bothell (WA) Washington State Uni. (WA)	35 (2017, LAD)	Draft	LAD
Noriega, Andres	C	5-10/150	R-R	9/3/1990 (Lagos de Moreno, MX)	N/A	3/2/2011 (LAD)	Int'l FA	LAD
Nunez, Mateo	RHS	6-5/220	R-R	6/11/1997 (Puerto Plata, DR)	N/A	2/2/2017 (LAD)	Int'l FA	LAD
O'Brien, Peter	OF	6-4/235	R-R	7/16/1990 (Hialeah, FL)	HS: G. Holmes Braddock (FL) Miami (FL)	2 (2012, NYV)	FA	LAD
Ortiz, Robinson	LHS	6-0/180	L-L	1/4/2000 (DR)	N/A	2/2/2017 (LAD)	Int'l FA	LAD

PLAYER DEVELOPMENT

ORGANIZATIONAL PLAYERS

Last, First	Pos.	Ht/Wt	B/T	Born	School	Draft/1st Signing	Acquired	2016 Org.
Ortiz, Samuel	IF	5-1/170	S-R	8/4/1996 (Santo Domingo Norte, DR)	N/A	4/5/2013 (LAD)	Int'l FA	LAD
Osoorio, Felix	OF	6-3/188	R-R	11/13/1996 (Santiago de los Caball, DR)	N/A	7/2/2014 (LAD)	Int'l FA	LAD
Osuna, Lenix	RHS	6-1/220	R-R	11/1/1995 (Los Machis, MX)	N/A	7/10/2012 (LAD)	Int'l FA	LAD
Ottesen, Riley	RHS	6-1/185	R-R	10/30/1994 (Highland, UT)	HS: American Folk (UT) Univ. of Utah (UT)	5 (2017, LAD)	Draft	LAD
Pages, Andy	OF	6-14/180	R-R	12/8/2000 (La Habana, Cuba)	N/A	10/18/2017 (LAD)	Int'l FA	LAD
Paschke, Jeff	RHS	6-5/205	R-R	12/19/1994 (Pheonix, AZ)	HS: Santa Barbara (CA) Univ. of Southern California	22 (2016, LAD)	Draft	LAD
Pasen, Luis	RHS	6-0/175	R-R	1/14/1995 (San Pedro De Macoris, DR)	N/A	12/16/2015 (LAD)	Int'l FA	LAD
Paz, Luis	C	6-0/190	L-R	5/7/1996 (Marilia, Brazil)	N/A	5/2/2013 (LAD)	Int'l FA	LAD
Pena, Adalberto	RHS	6-2/173	R/R	3/11/1995 (Sosua, DR)	N/A	5/18/2015 (LAD)	Int'l FA	LAD
Perez, Jaime	OF	6-1/178	R-R	4/5/2000 (Havana, Cuba)	N/A	5/29/2017 (LAD)	Int'l FA	LAD
Perez, Luisenyer	LHS	5-1/180	L-L	11/9/2000 (Aragua, VZ)	N/A	7/4/2017 (LAD)	Int'l FA	LAD
Perez, Moses	IF	5-10/150	R-R	7/18/1997 (El Carmen, VZ)	N/A	7/18/2013 (LAD)	Int'l FA	LAD
Perez, Vladimir	IF	5-9/138	R-R	1/3/2001 (La Romana, DR)	N/A	7/3/2017 (LAD)	Int'l FA	LAD
Peter, Jake	IF	6-1/185	L-R	4/5/1993 (Mason City, IA)	HS: Mason City (IA) Creighton (NE)	7 (2014, CWS)	Trade	CWS
Peters, DJ	OF	6-5/210	R-R	12/12/1995 (Glendora, CA)	HS: Glendora (CA) Western Nevada CC	4 (2016, LAD)	Draft	LAD
Peterson, Eric	IF	5-11/190	R-R	9/22/1993 (Eagan, MN)	HS: Eagan (MN) Minnesota State-Mankato (MN)	6/19/2017 (LAD)	FA	LAD
Pitre, Gersel	C	6-0/178	R-R	7/23/1996 (Catia La Mar, VZ)	N/A	12/12/2013 (LAD)	Int'l FA	LAD
Pop, Zachary	RHR	6-4/220	R-R	9/20/1996 (Brampton, ON, Canada)	HS: Notre Dame Catholic (Canada) Univ. of Kentucky (KY)	7 (2017, LAD)	Draft	LAD
Puello, Yariel	RHS	6-4/200	R-R	8/29/1997 (San Cristobal, DR)	N/A	7/2/2016 (LAD)	Int'l FA	LAD
Rabsatt, Maykel	RHS	6-3/180	R-R	11/14/1998 (San Pedro De Macoris, DR)	N/A	8/23/2016 (LAD)	Int'l FA	LAD
Raley, Luke	OF	6-3/220	L-R	9/19/1994 (Hinckley, OH)	HS: Hinckley (OH) Lake Erie College (OH)	7 (2016, LAD)	Draft	LAD
Ramirez, Adolfo	RHS	6-0/165	R-R	6/1/1999 (Heroica Mulege, MX)	N/A	7/2/2016 (LAD)	Int'l FA	LAD
Ramirez, Osiris	RHS	6-3/185	R-R	9/14/1995 (Santo Domingo, DR)	N/A	4/17/2013 (LAD)	Int'l FA	LAD
Ramones, Gervin	C	6-2/180	R-R	5/15/1999 (Punto Fijo, VZ)	N/A	5/14/2016 (LAD)	Int'l FA	LAD
Ramos, Cesar	LHP	6-2/190	L-L	6/22/1984 (Los Angeles, CA)	El Rancho HS (CA) Cal St. Long Beach (CA)	1 (2005, SD)	FA	PHI
Ramos, Henry	OF	6-2/187	S-R	4/15/1992 (Maunabo, Puerto Rico)	HS: Alfonso Casta Martínez (PR)	5 (2010, BOS)	FA	BOS
Reks, Zach	OF	6-2/190	L-R	11/12/1993 (Chicago, IL)	HS: Carl Sandburg (IL) Univ. of Kentucky (KY)	10 (2017, LAD)	Draft	LAD
Richert, Riley	RHS	6-3/200	R-R	1/28/1997 (Cypress, TX)	HS: Cypress Woods (TX) Howard JC (TX)	36 (2017, LAD)	Draft	LAD
Richman, Jason	LHR	6-4/210	L-L	10/15/1993 (Marietta, GA)	HS: Milton (GA) Georgia Southern (GA)	18 (2015, TEX)	FA	TEX, LAD
Rincon, Carlos	OF	6-3/190	R-R	10/14/1997 (Santo Domingo, DR)	N/A	7/2/2015 (LAD)	Int'l FA	LAD
Rios, Edwin	IF	6-3/220	L-R	4/21/1994 (Caguas, Puerto Rico)	HS: Osceola (FL) Florida International Univ.	6 (2015, LAD)	Draft	LAD
Roberts, Jake	C	6-0/200	R-R	2/2/1993 (Plainfield, IL)	HS: Plainfield South (IL) Yakima Valley CC / Gonzaga (WA)	6/19/2017 (LAD)	FA	LAD
Robinson, Errol	IF	5-11/170	R-R	10/1/1994 (Washington, D.C.)	HS: St. John's College HS (D.C.) Univ. Mississippi	6 (2016, LAD)	Draft	LAD
Robinson, James	RHR	6-0/190	R-R	2/13/1998 (Macon, GA)	HS: Starrs Mills (GA) Georgia Tech (GA)	6/9/2010 (HOU)	FA	LAD
Robles, Benony	LHS	6-4/185	L-L	10/1/2000 (San Pedro De Macoris, DR)	N/A	7/3/2017 (LAD)	Int'l FA	LAD
Rodriguez, Brayen	OF	6-4/190	R-R	11/23/2000 (Santiago, DR)	N/A	7/3/2017 (LAD)	Int'l FA	LAD
Rodriguez, Carlos	RHS	6-2/194	R-R	4/2/1999 (Mazatlan, Sinaloa, Mexico)	N/A	4/11/2017 (LAD)	Int'l FA	LAD
Rodriguez, Luis	IF	6-0/150	S-R	3/2/1999 (Cumana, VZ)	N/A	7/2/2015 (LAD)	Int'l FA	LAD
Rodriguez, Ramon	C	5-11/185	R-R	10/30/1998 (Ponce, Puerto Rico)	HS: Puerto Rico BB Academy	30 (2016, LAD)	Draft	LAD
Rodriguez, Randy	UTL	5-10/175	S-R	9/4/1995 (La Romana, DR)	N/A	7/2/2017 (LAD)	Int'l FA	LAD
Rodulfo, Jose	RHS	6-0/165	R-R	8/20/2000 (Anaco, VZ)	N/A	8/20/2016 (LAD)	Int'l FA	LAD
Roller, Chris	OF	6-0/190	R-R	10/8/1996 (Austin, TX)	HS: Lake Travis (TX) McLeannan CC (TX)	30 (2017, LAD)	Draft	LAD
Romero, Jonny	RHS	6-0/170	R-R	3/5/1999 (Carabobo, VZ)	N/A	2/22/2017 (LAD)	Int'l FA	LAD
Romero, Mervin	IF	5-11/138	S-R	8/7/1999 (Cibamas, VZ)	N/A	9/13/2015 (LAD)	Int'l FA	LAD
Rubi, Alvaro	C	6-2/185	R-R	2/16/1997 (Managua, Nicaragua)	N/A	4/21/2014 (LAD)	Int'l FA	LAD
Ruibal, Evy	RHR	6-4/232	R-R	9/29/1995 (Livingston, NJ)	HS: Millburn (NJ) Notre Dame (IN)	16 (2017, LAD)	Draft	LAD
Ruiz, Keibert	C	6-0/165	S-R	7/20/1998 (Valencia, VZ)	N/A	7/20/2014 (LAD)	Int'l FA	LAD
Sanchez, Frank	IF	6-3/170	R-R	8/25/1998 (San Cristobal, DR)	N/A	11/11/2014 (LAD)	Int'l FA	LAD
Sandoval, Ariel	OF	6-2/180	R-R	11/6/1995 (Sabana Grande de Boya, DR)	N/A	12/5/2012 (LAD)	Int'l FA	LAD
Santana, Cristian	IF	6-2/175	R-R	2/24/1997 (San Cristobal, DR)	N/A	4/21/2014 (LAD)	Int'l FA	LAD
Santana, Martin	RHS	6-4/165	R-R	1/30/2001 (La Altagracia, DR)	N/A	10/30/2017 (LAD)	Int'l FA	-
Santarsiero, Vin	RHS	6-7/185	R-R	12/10/1993 (Hollywood, FL)	HS: Gainesville (FL) Fontbonne Univ. (MO)	8/19/2016 (LAD)	FA	LAD
Santiago, Carlos	IF	5-11/145	S-R	7/24/2001 (Barinas, VZ)	N/A	7/24/2017 (LAD)	Int'l FA	LAD
Sborz, Josh	RHS	6-3/225	R-R	12/17/1993 (Washington, D.C.)	HS: McLean (VA) Univ. of Virginia	CBB (2015, LAD)	Draft	LAD
Scavuzzo, Jacob	OF	6-4/225	R-R	1/15/1994 (Orange, CA)	HS: Villa Park (CA)	21 (2012, LAD)	Draft	LAD
Schlitler, Brian	RHP	6-5/240	R-R	12/21/1985 (Oak Park, IL)	HS: Maine South HS (IL) College of Charleston (SC) Florida Gateway College (FL)	16 (2007, PHI)	FA	JPN
Schuller, Sven	RHS	6-3/201	R-R	1/17/1996 (Wuppertal, Germany)	N/A	6/14/2013 (LAD)	Int'l FA	LAD
Scrubb, Andre	RHS	6-4/265	R/R	1/13/1995 (Fort Bragg, NC)	HS: C.D. Hylton (VA) High Point Univ. (NC)	8 (2016, LAD)	Draft	LAD
Sequera, Gregorio	RHS	6-1/165	R/R	12/9/1997 (Cumana, VZ)	N/A	12/18/2014 (LAD)	Int'l FA	LAD
Sequera, Yohandry	IF	5-10/150	R-R	1/25/2000 (Barquisimeto, VZ)	N/A	10/2/2017 (LAD)	Int'l FA	LAD
Serrano, Elio	RHS	5-11/180	R-R	8/2/1998 (Los Guayos, VZ)	N/A	7/21/2015 (LAD)	Int'l FA	LAD
Sheffield, Jordan	RHS	5-11/185	R-R	6/1/1995 (Tullahoma, TN)	HS: Tullahoma (TN) Vanderbilt Univ. (TN)	CBA/36 (2016, LAD)	Draft	LAD
Shuman, Scott	RHR	6-3/220	R-R	3/28/1988 (Valdosta, GA)	HS: Tift County (GA) Auburn University (AL)	23 (2006, MIL)	Draft	Foreign/IND
Sierra, Yaisel	RHS	6-4/195	R-R	6/5/1991 (Mayari, Cuba)	N/A	2/20/2016 (LAD)	Int'l FA	LAD
Smeltzer, Devin	LHS	6-3/185	R-L	9/7/1995 (Voorhees, NJ)	HS: Bishop Eustace Prep (NJ) San Jacinto College North (TX)	5 (2016, LAD)	Draft	LAD

ORGANIZATIONAL PLAYERS

Last, First	Pos.	Ht/Wt	B/T	Born	School	Draft/1st Signing	Acquired	2016 Org.
Smith, Will	C	6-0/200	R-R	3/28/1995 (Louisville, KY)	HS: Kentucky Country Day Univ. of Louisville (KY)	1 (2016, LAD)	Draft	LAD
Solano, Donovan	IF	5-10/165	R-R	12/17/1987 (Baranquilla, Colombia)	N/A	1/14/2005 (STL)	FA	NY Yankees
Somsen, Layne	RHS	6-0/190	R-R	6/5/1989 (Yankton, SD)	HS: Yankton (SD) South Dakota St. Univ. (SD)	22 (2013, CIN)	Waiver	CIN/NYY
Sopko, Andrew	RHS	6-2/205	R-R	8/7/1994 (Missoula, MT)	HS Loyola Sacred Heart (MT) Gonzaga Univ. (WA)	7 (2015, LAD)	Draft	LAD
Soto, William	RHS	6-4/185	R-R	2/13/1996 (Punto Fijo, VZ)	N/A	7/2/2012 (LAD)	Int'l FA	LAD
Souffront, Jeffrey	IF	6-1/190	R-R	5/23/1997 (Puerto Plata, DR)	N/A	7/2/2014 (LAD)	Int'l FA	LAD
Spitzbarth, Shea	RHS	6-1/195	R-R	10/4/1994 (Staten Island, NY)	HS: Moore Catholic (NY) Molloy College (NY)	7/10/2015 (LAD)	FA	LAD
Stolo, Christian	LHR	6-0/185	R-R	5/9/1994 (Las Vegas, NV)	HS: McQueen (NV) Univ. of Nevada	7/14/2016 (LAD)	FA	LAD
Strain, Connor	RHS	6-1/180	R-R	8/4/1994 (Shelburn, IN)	HS: North Central (IN) Univ. of Evansville (IN)	9 (2017, LAD)	Draft	LAD
Suarez, Albert	IF	5-11/150	L-R	11/30/1999 (San Pedro De Macoris, DR)	N/A	7/2/2016 (LAD)	Int'l FA	LAD
Tajeron, Travis	OF	6-2/218	R-R	1/20/1989 (La Mesa, CA)	HS: Granite Hills (CA) Southwestern CC/ Cal Poly Pomona (CA)	18 (2011, NYM)	FA	NYM
Tavarez, Alfredo	RHS	6-5/190	R-R	11/27/1997 (Santo Domingo, DR)	N/A	12/21/2015 (LAD)	Int'l FA	LAD
Telemaco, Amaury	RHS	6-5/255	R-R	9/20/1998 (Smiths, AL)	HS: Glenwood School Inc.	6/19/2017 (LAD)	FA	LAD
Thomas, Cody	OF	6-5/215	L-R	10/8/1994 (Bedford, TX)	HS: Heritage (TX) Univ. of Oklahoma	13 (2016, LAD)	Draft	LAD
Tomsjansen, Rushent	OF	6-0/150	R-R	5/14/2001 (Zuid-Holland, Netherlands)	N/A	7/2/2017 (LAD)	Int'l FA	LAD
Turizo, Jesus	RHS	6-2/192	R-R	5/9/2001 (La Asuncion, VZ)	N/A	10/4/2017 (LAD)	Int'l FA	LAD
Uceta, Edwin	RHS	6-0/155	R-R	1/9/1998 (Villa Los Almacigos, DR)	N/A	7/2/2016 (LAD)	Int'l FA	LAD
Urbina, Andres	RHS	6-1/175	R-R	3/29/1996 (Guacara, VZ)	N/A	5/31/2016 (LAD)	Int'l FA	LAD
Urena, Miguel	RHS	6-8/210	R-R	2/27/1995 (Licey, DR)	N/A	1/14/2013 (LAD)	Int'l FA	LAD
Valdez, Amin	IF	6-0/155	L-R	11/18/2000 (Santo Domingo, DR)	N/A	7/3/2017 (LAD)	Int'l FA	LAD
Valdez, Jesus	UTL	6-0/175	R-R	12/29/1997 (Bani, DR)	N/A	7/3/2017 (LAD)	Int'l FA	LAD
Valdez, Joan	RHS	6-4/175	R-R	3/10/1999 (San Pedro De Macoris, DR)	N/A	7/2/2016 (LAD)	Int'l FA	LAD
Valera, Leonel	IF	6-1/165	R-R	7/9/1999 (Barinas, VZ)	N/A	7/22/2015 (LAD)	Int'l FA	LAD
Vargas, Imanol	OF	6-3/185	L-R	6/29/1998 (Bonaio, DR)	N/A	7/2/2017 (LAD)	Int'l FA	LAD
Vargas, Jesus	RHS	6-2/175	R-R	8/18/1998 (Macuto, VZ)	N/A	12/2/2014 (LAD)	Int'l FA	LAD
Vargas, Miguel	IF	6-3/198	R-R	11/17/1999 (La Habana, Cuba)	N/A	9/7/2017 (LAD)	Int'l FA	LAD
Vasquez, Jonathan	RHS	6-0/170	R-R	1/25/2000 (Santo Domingo Este, DR)	N/A	7/2/2017 (LAD)	Int'l FA	LAD
Venditte, Patrick	RHS	6-1/185	LS	6/30/1985 (Omaha, NE)	HS: Omaha Central (NE) Creighton (NE)	20 (2008, NYY)	FA	PHI
Villicana, Fernando	LHS	5-11/170	L-L	8/2/2001 (San Diego, CA)	N/A	11/11/2017 (LAD)	Outright	INT
Vivas, Jorbit	IF	5-10/145	L-R	3/9/2001 (Puerto Cabello, VZ)	N/A	7/4/2017 (LAD)	Int'l FA	LAD
Walker, Jared	IF	6-2/198	L-R	2/4/1998 (Marietta, GA)	HS: McEachern (GA)	5 (2014, LAD)	Draft	LAD
Washington, Mark	RHS	6-7/205	R-R	3/22/1996 (Glen Mills, PA)	HS: Episcopal Academy (PA) Lehigh (PA)	25 (2017, LAD)	Draft	LAD
White, Mitchell	RHS	6-4/207	R-R	12/28/1994 (San Jose, CA)	HS: Bellarmine College Prep Santa Clara Univ. (CA)	2 (2016, LAD)	Draft	LAD
Willeman, Zach	RHS	6-3/215	R-R	3/27/1996 (Napoleon, OH)	HS: Napoleon (OH) Kent State (OH)	19 (2017, LAD)	Draft	-
Witt, Nathan	RHS	6-4/210	R-R	4/19/1996 (Clarkston, MI)	HS: Clarkston (MI) Michigan State (MI)	17 (2017, LAD)	FA	LAD
Wong, Connor	C	5-11/180	R-R	5/19/1996 (Houston, TX)	HS: Pearland (TX) Houston (TX)	3 (2017, LAD)	Draft	LAD
Yan, Luis	OF	6-3/180	S-R	1/1/1999 (Higüey, DR)	N/A	5/10/2017 (LAD)	Int'l FA	LAD
Yarnall, Nick	OF	6-0/200	L-L	10/17/1994 (Lancaster, PA)	HS: Hempfield (PA) Univ. of Pittsburgh (PA)	35 (2016, LAD)	Draft	LAD
Ysla, Luis	LHS	6-1/185	L-L	4/27/1992 (Estado Carabobo, VZ)	N/A	9/11/2012 (SF)	Int'l FA	BOS/LAD
Zabala, Aneurys	RHS	6-2/175	R-R	12/21/1996 (Santo Domingo Centro, DR)	N/A	4/30/2014 (SEA)	Int'l FA	LAD
Zabala, Juan	C	5-10/170	R-R	7/3/1999 (Sincalejo, Colombia)	N/A	12/20/2015 (LAD)	Int'l FA	LAD
Zarraga, Shawn	C	6-0/240	S-R	1/21/1989 (Oranjestad, Aruba)	HS: Trinity Christian Acad. (FL)	44 (2007, MIL)	Trade	LAD
Zuniga, Guillermo	RHS	6-1/150	R-R	10/10/1998 (Cartagena, Colombia)	N/A	7/2/2016 (ATL)	Int'l FA	ATL



MEDIA INFORMATION



Dodger photographer Jon SooHoo landed the first Sports Illustrated cover of his career by capturing this image of Justin Turner receiving a Gatorade bath from Yasiel Puig following a walk-off win on July 26 at Dodger Stadium.

COMMUNICATIONS

Office: (323) 224-1301 **Fax:** (323) 224-1459



JOE JARECK
Senior Director,
Public Relations
(323) 224-1549
joej@ladodgers.com



JON CHAPPER
Assistant Director,
Public Relations
(323) 224-1589
jonc@ladodgers.com



DAISUKE SUGIURA
Manager,
Public Relations
(323) 224-1342
daisukes@ladodgers.com



JESUS QUINONEZ
Manager,
Public Relations
(323) 224-1349
jesusq@ladodgers.com



LAUREN DOUGLAS
Coordinator,
Public Relations
(323) 224-4220
laurend@ladodgers.com



MARK LANGILL
Team Historian
(323) 224-1539
markl@ladodgers.com



JON SOOHO
Team Photographer
(323) 224-1499
jons@ladodgers.com



STEVE BRENER
PR Consultant
(323) 224-1344
steveb@bzapr.com

CREDENTIALS: Credentials will be issued only to accredited media members. Season credentials will be issued only to those news agencies that have covered the Dodgers on a regular basis and will be approved at the discretion of the Dodgers' Public Relations Department. All credential requests for regular season Dodger home games should be submitted through <http://credentials.mlb.com> by the outlet affiliate manager and must be received at least 24 hours in advance to allow for verification and processing. Credentials must be displayed at all times.

MEDIA WILL CALL: Credentials can be picked up from four hours prior to game time until 45 minutes after first pitch at Media Will Call, located off at a marked Top of the Park ticket window off the media parking lot (Parking Lot P). Proper photo identification is required for pick up. If media will call is closed, credentials will be available from the receptionist at the Dodger offices off Lot D.

PARKING: Media parking is located in Parking Lot P (Top of the Park). Media should enter Dodger Stadium through Gate A, which is located at the intersection of Vin Scully Ave. and Stadium Way, and check in at the guard-gate booth on the far right. Season media credentials, BBWAA credentials or MLB credentials will serve as season-long parking passes and all media with daily credentials will be on the day's media parking list, which is submitted 24 hours in advance. Please note that during sellouts, high profile games (i.e. Opening Day) and the postseason, we may not be able to accommodate all media in Parking Lot P and different media parking rules may apply.

CLUBHOUSE: Clubhouse timings vary and will be posted on the lineup board in the press box. For advance timings, please reach out to a member of the public relations department. Only media credentialed with clubhouse access will be admitted inside. The training room and all areas besides the clubhouse itself are closed to all media.

ELEVADORES/ESCALATORIOS: Elevators/escalators are located directly behind home plate. Elevators are available on all levels and escalators are available between the Club/Suite/Press box level and field and loge levels. On the field level, the first door on the left at the bottom of the escalators will lead to one flight of stairs leading down to the clubhouses and field entrance.

PRESS BOX AND DINING ROOM: The Vin Scully Press Box is located on Level 5 (Club/Suite Level) directly behind home plate. The media dining area, located in the main press box, is open two hours prior to game time. Beverages and snacks are available during and after the game. The cost for each pregame meal is payable in the press dining room.

CREDENCIALES: Solamente miembros de la prensa acreditados recibirán una credencial. Las credenciales de temporada entera serán otorgadas solamente a medios de noticias que han cubierto a los Dodgers de manera regular y serán aprobadas a discreción del departamento de relaciones públicas. Cualquier otra solicitud de credenciales durante la temporada regular deberá ser tramitada a través del sitio <http://credentials.mlb.com> por el gerente del departamento de noticias con 24 horas de anticipo para iniciar el proceso de verificación. Las credenciales deben ser mostradas en todo momento.

WILL CALL DE MEDIOS: Las credenciales pueden ser recogidas cuatro horas antes del juego hasta 45 minutos después del primer lanzamiento en el área de "Will Call" de medios, localizada en la taquilla "Top of the Park" cerca del estacionamiento de medios (estacionamiento P). Se necesita una identificación con foto para poder obtener la credencial. Si la taquilla de prensa se encuentra cerrada, las credenciales pueden ser recogidas en la recepción de las oficinas de los Dodgers en el estacionamiento D.

CASA CLUB: Las horas de la casa club varían y están indicadas en la pantalla de alineación localizada en la sala de prensa. Para saber las horas con anticipo, favor de contactar a un miembro del departamento de relaciones públicas. Solamente medios con credenciales con acceso a la casa club serán permitidos dentro. Está prohibida la entrada al cuarto de entrenamiento y cualquier área que no sean parte de la casa club.

ELEVADORES/ESCALERA ELECTRICA: Los elevadores y escaleras eléctricas están localizados detrás del home plate. Los elevadores están disponibles en todos los niveles, mientras que las escaleras eléctricas sirven a los niveles Club/Suite/Sala de prensa. "Loge" y terreno de juego. En el nivel de campo, la primera puerta a la izquierda de las escaleras eléctricas lo llevará a otros escalones que bajarán hasta las casas club y la entrada al terreno de juego.

SALA DE PRENSA Y AREA DE ALMUERZO: La sala de prensa Vin Scully está localizada en el quinto piso [nivel Club/Suite] detrás del home plate. El área de almuerzo para los medios está localizada dentro de la sala de prensa principal y está abierta dos horas antes del juego. Bebidas y aperitivos estarán disponibles durante y después del juego. El costo por cada comida puede ser pagado dentro del área de almuerzo.

CODIGO DE VESTIMENTA: Major League Baseball llee pide a todos los miembros de la prensa a vestirse de forma profesional y apropiada siguiendo el código de vestimenta casual de negocios. La descripción completa del código de vestimenta lo podrá encontrar en el sitio www.mlbpressbox.com.

MEDIA DRESS CODE: Major League Baseball requests members of the media covering games to dress in an appropriate and professional manner, and MLB expects members of the media to adhere to a business casual dress code. A full description of MLB's media dress code can be found at www.mlbpressbox.com.

AUTOGRAPH POLICY: Credentialed members of the media are prohibited from requesting autographs at any time on the field or in the clubhouse. Violation of this rule will result in immediate credential revocation.

MEDIA MATERIALS: Lineup cards will be available in the Vin Scully Press Box prior to game time. All other media information will be posted to DodgersPressbox.com (login: media@ladodgers.com; password: dodgers) and emailed to registered media members.

PHOTOGRAPHERS: Photo wells are located at each end of the home and visiting dugouts and photographers who wish to shoot from the photo wells must receive approval from a member of the Dodgers' Public Relations staff or a team photographer in advance. Special arrangements for use of the press box level positions or other photographer locations can be made by contacting the Public Relations Department in advance. It is permissible to move between wells during inning breaks in a timely fashion. Respect for the players, coaches and on-field personnel must be observed at all times. Shooting down the Dodger tunnel from the dugout is not allowed. Still photography, including with cell phones or mobile devices, is not allowed in either clubhouse unless authorized by the Public Relations Department of each club.

LIVE TRANSMISSION: Non-rightsholders are permitted to transmit live reports prior to and after games at Dodger Stadium. Live transmissions must be cleared ahead of time by the Dodgers' Public Relations Department at (323) 224-1301 and all truck parking and equipment requirements, including park and power fees, should be arranged in advance by contacting brandib@ladodgers.com. All television live shots must be done in designated areas. Live shots will not be permitted from the clubhouse. Live television reports by non-rightsholders are prohibited while the rightsholder is on the air or the game is in progress.

DISABLED ACCESS: The media parking lot and press box are equipped for disabled media members. For press box access, take the elevator to Level 5. For field and clubhouse access, take the elevator to Level 1. Turn left to enter the Dodgers' clubhouse. To access the field, enter the Dugout Club on Level 1. The ushers will direct media to the lift allowing entrance to the field.

POLIZA DE AUTOGRAFOS: Se les prohíbe a los miembros de la prensa con credencial a pedir autógrafos en el terreno de juego o en la casa club. La violación de esta regla resultará en la revocación de la credencial.

MATERIALES DE PRENSA: Cartas de alineación estarán disponible en la sala de prensa Vin Scully media del juego. Cualquier otra información estará disponible en DodgersPressbox.com (usuario: media@ladodgers.com; contraseña: dodgers) y será enviada por correo electrónico a miembros registrados de la prensa.

FOTOGRAFOS: Las áreas de fotógrafos están localizadas al final del dugout de casa y visitantes y los fotógrafos que gusten tomar fotos durante el juego tendrán que recibir permiso con anticipo de parte de un miembro del departamento de relaciones públicas o del fotógrafo oficial del equipo. Para recibir permisos especiales para fotografiar el juego desde la sala de prensa u otras localidades, favor de contactarse con la oficina de relaciones públicas. Se permitirá moverse entre localidades entre entradas dentro de un tiempo razonable. Se les pide que respeten a los jugadores, coaches y todos los empleados dentro del campo en cada momento. No es permitido fotografiar, incluyendo con celular o dispositivo móvil, dentro de la casa club, excepto si ha recibido permiso por parte del departamento de relaciones públicas de ambos equipos.

TRANSMISION EN VIVO: Miembros de la prensa sin derechos de transmisión podrán transmitir reportajes en vivo antes y después del juego en el estadio de los Dodgers. Se requiere el permiso con anticipo para realizar transmisiones en vivo por parte del departamento de relaciones públicas de los Dodgers llamando al (323) 224-1301. Para más información con respecto a estacionamientos para camiones de transmisión y requerimientos de equipaje, incluyendo cuotas de estacionamiento y electricidad, favor de contactarse con anticipo a brandib@ladodgers.com. Todas las transmisiones de televisión en vivo serán realizadas en áreas designada. No se permiten transmisiones en vivo desde la casa club. Transmisiones en vivo por parte de medios sin los derechos de transmisión están prohibidas durante el juego.

ACCESO PARA INCAPACITADOS: El estacionamiento de medios y la sala de prensa están equipadas para acomodar a personas con discapacidades. Para entrar a la sala de prensa, tome el elevador al quinto piso. Para llegar al campo o casa club, seleccione el piso 1 en el elevador. Para llegar a la casa club, diríjase a la izquierda. Para entrar al campo, pase al "Dugout Club" en el piso 1. Los empleados del estadio facilitarán el acceso al campo usando el equipo necesario.



JAIME JARRÍN

Hall of Fame Broadcaster

Jaime Jarrín, “the Spanish voice of the Dodgers” and one of the most recognizable voices in all of Spanish-language broadcasting, begins his 60th season as a Dodger broadcaster. The 2018 season will mark his fourth season calling games with his son, Jorge, with the duo forming the only father-son broadcasting team in MLB Spanish-language radio.

Jarrín has called three perfect games (Sandy Koufax in 1965, Tom Browning in 1988 and Dennis Martinez in 1991) and 21 no-hitters, 28 World Series, 30 All-Star games and 33 postseason series during his decorated career. In 1998, he was inducted into the National Baseball Hall of Fame in Cooperstown, NY as the recipient of the Ford C. Frick Award and became only the second Spanish-language announcer to achieve that honor, joining Buck Canel. In the 2005 book “Voices of Summer,” Jarrín was named as baseball’s all-time best Spanish-language broadcaster.

The Quito, Ecuador native began working for HCJB in his home country when he was 16 years old and went on to become the announcer for the National Congress of Ecuador, while studying philosophy, letters, journalism and broadcasting at Central University of Ecuador in Quito. Following his graduation, Jarrín hoped to continue his broadcasting career in the United States, arriving on June 24, 1955, and at the time, he had never seen a baseball game. His first experience with baseball was watching the Dodgers on a televised broadcast of the 1955 World Series against the Yankees, and he soon began attending minor league games in Los Angeles at Gilmore Field and Wrigley Field to learn the game. Jarrín was hired as an announcer at KWKW and soon after, the Dodgers moved to Los Angeles. Jarrín was given one year to prepare to become a baseball broadcaster by William Beaton, the station manager at KWKW.

During his first six years with the Dodgers, Jarrín and his partner would recreate games in the studio while listening to the English radio broadcast. Starting in 1965, Jarrín took the Dodgers’ Spanish-language radio broadcast on the road, making every stop with the Dodgers, and rose to become the club’s No. 1 Spanish-language broadcaster in 1973. From 1962-84, Jarrín called nearly 4,000 games - spanning 22 seasons - without missing a contest, before the streak was broken in 1984, when he took charge of all the Spanish-language radio coverage and production for the Los Angeles Olympic Games. On August 23, 2009, Jarrín once again made history and served as the play-by-play announcer in the first-ever regular season, dedicated, Spanish-language telecast of a Dodger game.

Jarrín also worked on international news broadcasts including the funeral of President John F. Kennedy, Pope John Paul II’s visit to the U.S. and several meetings between foreign leaders and Presidents Richard Nixon and Lyndon B. Johnson. He has called more than 30 world championship boxing title bouts for radio and TV stations in Latin America including the Thrilla in Manila between Muhammad Ali and Joe Frazier.

Jarrín is a member of both the Southern California Sports Broadcasters’ Association and the California Broadcasters’ Association Halls of Fame, and received a star on the Hollywood Walk of Fame, dedicated in September 1998. His other major honors include La Gran Cruz al Merito en El Grado de Comendador received in Ecuador in January 1992, being honored by the American Federation of Television and Radio Artists (AFTRA) Foundation with an AFTRA Media and Entertainment Excellence Award in 2011 and earning Hall of Fame recognition by the Associated Press Television-Radio Association (APTRA) in 2011.

Jarrín and his wife, Blanca, reside in San Marino and have two sons, Jorge and Mauricio.



JOE DAVIS

Broadcaster

Joe Davis enters his third year as a member of the Dodger broadcast team on SportsNet LA. Davis, 30, has been calling play-by-play on Fox Sports’ national coverage of college football, Major League Baseball and college basketball since 2014 and continues to do so while in his role with the Dodgers.

Davis attended Beloit (Wis.) College, where he was a four-year letter winner and two-time captain of the school’s football team, as well as earning a B.A. degree in communications with a minor in journalism. During the football off-seasons, Davis assumed play-by-play duties for the school’s athletic department, announcing baseball and men’s and women’s basketball games on local radio and television and served as the voice of Buccaneer spring sports for his final three years on campus before graduating in 2010.

Prior to his senior year of college, Davis secured a summer job with the Schaumburg Flyers baseball team of the independent Northern League, serving as the team’s play-by-play voice and media relations director. He then moved on to the Montgomery (Ala.) Biscuits, the Double-A affiliate of the Tampa Bay Rays, and was named Southern League Broadcaster of the Year in 2012. While in Montgomery, Davis also worked for the Baylor Independent Sports Properties Network and Comcast Sports Southeast, where he called play-by-play for college football, basketball and baseball.

In July 2012, Davis made the jump to national television at the age of 24, joining ESPN as an announcer for college baseball, basketball, football, hockey and softball and also appeared in spot duty for Major League Baseball on ESPN radio.

Davis resides in South Pasadena with his wife, Libby, and daughter, Charlotte.



NOMAR GARCIPARRA

Broadcaster

Nomar Garciaparra begins his fifth season behind the microphone for the Dodgers, serving as an analyst for SportsNet LA's game broadcast and pre-and-post game telecasts.

A native of Whittier, CA, and a graduate of Bellflower's St. John Bosco High School, Garciaparra played 14 seasons in the Major Leagues with the Red Sox, Cubs, Dodgers and A's, posting a .313 batting average with 229 home runs and 936 RBI. He was the AL Rookie of the Year in 1997; American League batting champion in 1999 and 2000; National League Comeback Player of the Year with the Dodgers in 2006; a six-time MLB All-Star; and won a Silver Slugger Award.

Garciaparra attended Georgia Tech and was a first-round pick of the Red Sox in 1994. He made his MLB debut in 1996 and as a rookie with the Red Sox in 1997, Garciaparra hit 30 home runs and had 98 RBI, setting a MLB record for RBI by a leadoff hitter and most homers by a rookie shortstop.

Garciaparra played three seasons with the Dodgers in 2006-08, earning an All-Star selection at first base and helping the team reach the postseason in 2006. After playing with Oakland in 2009, Garciaparra signed a one-day contract with Boston in 2010 to retire as a member of the Red Sox. In 2014, Garciaparra was inducted into both the Boston Red Sox Hall of Fame and the Latino Baseball Hall of Fame in the Dominican Republic.

Following the end of his playing career, Garciaparra worked at ESPN, appearing on Baseball Tonight, MLB game telecasts as well as the network's coverage of the College World Series and the Little League World Series from 2011-13.

Garciaparra was a member of the 1992 U.S. Olympic baseball team and his wife, Olympian and World Cup soccer champion Mia Hamm, played on the 1996, 2000 and 2004 women's Olympic soccer team. The couple married in 2003, and have twin girls, Grace and Ava, and a son, Garrett. Both Garciaparra and Hamm are among the investors in Major League Soccer's Los Angeles FC, which will celebrate its inaugural season this year.



OREL HERSHISER

Broadcaster

Dodger great and Emmy Award-winning broadcaster Orel Hershiser enters his fifth season as a color commentator and analyst for the Dodgers on SportsNet LA.

Hershiser, who in 2016 was recognized by the Southern California Sports Broadcasters Association for his work on the Dodgers' pre and post game telecasts, previously was behind the microphone at ESPN from 2006-13 as a color analyst for their Baseball Tonight, Sunday Night Baseball and Little League World Series programming.

The three-time All-Star right-hander played 18 seasons in the Majors, including 13 with the Dodgers, who he helped lead to a 1988 World Championship. That year, Hershiser led the National League in wins (23), innings (267), shutouts (8) and complete games (15) en route to a Cy Young Award, and set the all-time mark with a record 59 consecutive scoreless innings (Aug. 30-Sept. 28). He established his place in Dodger lore with a dominant 1988 Postseason, when he earned both NLCS and World Series MVP honors, and became the only player in history to win those honors in addition to the Cy Young Award in the same season. He later received both The Sporting News Pitcher of the Year and Sports Illustrated Sportsman of the Year awards for his brilliant 1988 season.

Hershiser attended and played baseball at Bowling Green (OH) State University and was drafted in the 17th round by the Dodgers in the 1979 Major League First-Year Player Draft. It was during a game in his rookie year of 1984, that Hershiser was nicknamed "Bulldog" in an effort by Dodgers Hall of Fame manager Tommy Lasorda to get Hershiser to adopt a tougher attitude on the mound.

After finishing his playing career with the Dodgers in 2000 and briefly working for the team, he joined the Rangers as a special assistant to General Manager John Hart in the fall of 2001. He was named the Rangers' pitching coach in 2002 and after the 2005 season he became Executive Director of the Rangers.

He has co-authored or authored two books: *Out of the Blue* and *Between the Lines: Nine Things Baseball Taught Me About Life*. Hershiser has two sons, Quinton and Jordan, and two stepchildren, Spencer and Sloane. He and his wife Dana reside in Las Vegas.



JORGE JARRÍN

Broadcaster

Jorge Jarrin enters his seventh season as a member of the Dodgers' broadcast team. The 2018 season will mark his fourth year calling games on the radio alongside his father and Hall of Famer Jaime Jarrin, with the duo forming the only father-son broadcasting team in MLB Spanish-language radio, after previously handling play-by-play duties on the Dodgers' Spanish television broadcast for three years. In 2016, Jarrin was recognized by the Southern California Sports Broadcasters Association as the top Spanish-radio analyst in

Los Angeles.

In addition to his broadcasting duties, from 2004-2014, Jarrin served as the Dodgers' Manager of Radio Broadcast Sales and Hispanic Initiatives. In that capacity, he oversaw the Spanish-language radio broadcast, expanded the Dodger Spanish radio network and consulted on the Dodgers' Latino marketing initiatives.

Jarrin served as KABC Talk Radio's "Captain Jorge" for covering traffic from Jet Copter 790 from 1985 to 2011. In 2001 and 2002 Jarrin was teamed with Jose Mota to form DIRECTV's "Major League Baseball Game of the Week" broadcast team to all of Latin America. Also during this period, he filled in as a sports anchor on the KTLA News at 10:00 p.m.

The Associated Press of California honored Jarrin with four awards for his work in reporting the Los Angeles riots following the verdict of the LAPD/Rodney King trial. Additionally, the Associated Press also honored the Dodger broadcaster with an award for his live coverage of a Highway Patrol pursuit and hostage situation.

Jorge and his wife Maggie, who met at Dodger Stadium, reside in San Gabriel and have three sons: Andrew, Phillip and Stefan, who was drafted and signed by the Dodgers in 2011.



RICK MONDAY

Hall of Fame Broadcaster

Former Dodger outfielder and two-time Major League All-Star, Rick Monday begins his 26th season as a Dodger broadcaster and 34th season overall with the organization, including eight as a player.

Monday, who joined the Dodgers' broadcast team in 1993, began his broadcasting career as a sports anchor on KTTV in Los Angeles in 1985, while also calling play-by-play and hosting the pregame show for Dodger games on DodgerVision and Z Channel. He was nominated for an Emmy as host of the Dodgers' pregame show on KTTV's "Dodger Central" in 1988 and he earned an Emmy for Live Sports Coverage in 2001. Monday has also called games for the College World Series and the Padres.

A star at Arizona State University, Monday led the Sun Devils to the 1965 College World Series Championship and earned All-American and College Player of the Year honors before the Kansas City Athletics made him the first player ever selected in the Major League First-Year Player Draft in 1965. He was inducted into the ASU Hall of Fame in 1975 and the College Baseball Hall of Fame in 2016.

Monday made his Major League debut in 1966 and, after spending six seasons with the Athletics and five seasons with the Cubs, Monday came to the Dodgers as part of a five-player trade in 1977. He played eight seasons in L.A., and propelled the Dodgers to the 1981 World Series with a dramatic, game-winning home run in the winner-take-all Game 5 of the NLCS at Montreal. Overall, Monday compiled a .264 career batting average with 241 home runs and 775 RBI in 19 big-league seasons, while helping the Dodgers win a World Championship in 1981 and three NL pennants (1977, 1978, 1981).

Monday and his wife, Barbaralee, who make regular visits to various veteran's hospitals throughout the year, reside in Vero Beach during the offseason.



ALANNA RIZZO

Broadcaster

Alanna Rizzo enters her fifth season as a member of the Dodger broadcast team, where she serves as SportsNet LA's in-game reporter and also hosts the pre- and post-game shows.

Rizzo is a nationally recognized television sports journalist, reporter and studio host. A five-time regional Emmy Award winner, Rizzo has been covering professional and collegiate sports for more than 14 years. Before coming to Los Angeles, Rizzo was seen on

MLB Network, where she appeared across all of the network's studio programming, including "Intentional Talk" and "Quick Pitch", as well as reporting from the Major League Baseball All-Star Game Red Carpet, the MLB Postseason and the World Baseball Classic.

Previously, Rizzo was with ROOT Sports Rocky Mountain in Denver working as a sideline reporter and host for the Colorado Rockies, University of Colorado and University of Denver broadcasts.

Rizzo graduated from the University of Colorado at Boulder where she earned an M.A. in Broadcast Journalism.



CHARLEY STEINER

Broadcaster

Five-time Emmy Award-winner and National Radio Hall of Famer Charley Steiner enters his 14th season as a play-by-play announcer for the Dodgers. The veteran broadcaster will primarily call the action on the Dodger Radio Network, but will also handle the play-by-play duties for SportsNet LA for select games.

Before joining the Dodgers, Steiner broadcast three years for the New York Yankees on WCBS Radio and the YES Network. Prior to his seasons with the Yankees, Steiner spent 14 years at ESPN, where his responsibilities ranged from anchoring SportsCenter to working play-by-play for Major League Baseball and Saturday Primetime Football. He served as SportsCenter's primary boxing reporter/analyst and also contributed to the Emmy and CableACE Award-winning Outside the Lines series. Steiner also called the 2006 and 2013 World Baseball Classics for XM Radio and MLB International, respectively, and broadcast MLB games live from seven different countries.

Steiner graduated from Bradley University, where the School of Sports Communication has been named in his honor. Currently there are 120 majors at the Steiner School, in radio and television broadcasting, journalism, production, direction, ethics, media relations, digital, and sales. Steiner, who was inducted into the Bradley's Sports Hall of Fame in 1995, also established the Charles H. Steiner Endowed Scholarship, which is given annually to Bradley broadcasting majors.

He began his professional broadcasting career in 1969 at WIRL Radio in Peoria, Illinois as a newscaster, and made career stops as Davenport, New Haven, Hartford and Cleveland before returning to his native New York, where he was the morning sports caster on WOR radio, while serving as sports director for the RKO Radio Network. In addition, Steiner called the play-by-play for the USFL New Jersey Generals and, later, for the New York Jets on WABC radio.



FERNANDO VALENZUELA

Broadcaster

Fernando Valenzuela, legendary Dodger and 17-year Major League veteran, enters his fourth season calling games on SportsNet LA in Spanish and his 16th season as a Dodger broadcaster.

In 17 big league seasons, Valenzuela compiled a 173-153 record and a 3.54 ERA with the Dodgers, Angels, Orioles, Phillies, Padres and Cardinals, earning six All-Star selections and tossing a no-hitter on June 29, 1990 against the Cardinals. The Sonora, Mexico native has

been inducted to numerous Hall of Fames, including the Hispanic Heritage Baseball Museum and Caribbean Baseball Hall of Fame.

Valenzuela was a late-season call-up in 1980, but his legend grew as the Dodgers' emergency starter on Opening Day, 1981, when he hurled a 2-0 shutout over the Houston Astros. Valenzuela won his first eight starts that season, including five shutouts and a rookie-record string of 35.0 consecutive scoreless innings, with his improbable success sparking "Fernandomania," as fans flocked to see him pitch – both home and road – and baffle hitters with his signature screwball. Valenzuela, who started the 1981 All-Star Game, became the first player in MLB history to be named Rookie of the Year and win a Cy Young Award in the same season, while leading the Dodgers to a World Championship.

Valenzuela supports the club's community and Latino initiatives, and as a result of his continued community involvement, the Reviving Baseball in Inncities Program (RBI) honored him with a Lifetime Achievement in 2007.

Valenzuela and his wife Linda reside in Los Angeles and have four children, Ricky, Fernando Jr., Linda and Maria Fernanda.



PEPE YÑIGUEZ

Broadcaster

Pepe Yñiguez begins his fourth year calling games in Spanish on SportsNet LA and his 20th season overall as a Dodger broadcaster after joining the club in 1999.

Yñiguez also previously hosted the Dodgers' pre and post-game shows, "Hablando con los Dodgers," in 1993 and covered select Spanish-language broadcasting assignments for the club in 1998 before joining the team full-time in 1999. Additionally, Yñiguez contributes to the Dodgers' Latino marketing and radio sales efforts in recording promotional ads for

Dodger sponsors that air on Univision America KTNQ 1020 AM.

Since 1992, Yñiguez broadcasted numerous events for FOX Sports International, including every World Series from 1997-2005. In 1997, he called the All-Star Game at Jacobs Field in Cleveland alongside Tito Fuentes and Dennis Martinez. He has also broadcasted the annual Caribbean Series.

From 1993-95, Yñiguez served as the color commentator for Los Angeles Raiders broadcasts. During past offseasons, he also hosted "Central Deportiva," a weekly sports talk show airing Sunday afternoons, on KWKW in Los Angeles.

Yñiguez has two daughters, Karissa and Jaquely, and resides in La Habra.



KEVIN KENNEDY

Broadcaster

Former Major League manager Kevin Kennedy begins his fifth season as an analyst for the Dodgers' radio broadcasts on AM 570 LA Sports alongside Rick Monday.

Kennedy enjoyed an eight-year playing career as a catcher in the Orioles', Cardinals' and Dodgers' farm systems before becoming a minor league manager in the Dodger organization from 1984-91. In 1992, Kennedy became the Montreal Expos' bench coach and one year later the Texas Rangers hired him as their manager. He managed the 1993 and '94 seasons in Texas, before getting a chance to skipper the Boston Red Sox from 1995-96.

Kennedy turned his sights to a broadcasting career in 1997 when he joined ESPN as a color analyst on the network's Wednesday night telecasts. He also performed the same role as ESPN Radio's first team on Sunday Night Baseball with Charley Steiner in 1998 and on Fox Sports Net's Thursday Night Baseball in 1999 and 2000. From 2001 to 2008, he was a studio analyst on FOX. He also contributed to Fox Sports Net, Fox Sports Radio and Prime Ticket's Dodgers Live, where he did pre and post-game analyst duties for five seasons. He was a full-time co-host on Sirius-XM Radio's MLB Network from 2005-2011 and has done other work for the network since. In 2009, Kennedy became a part-time television analyst for the Tampa Bay Rays and did that for two seasons before co-hosting a show on Sirius XM's MLB Network Radio and co-hosting Dodger Talk. Kennedy has been honored with an Emmy for his division clinching game broadcast in Tampa Bay in 2010 and has been twice nominated nationally for the Fox National Baseball Show.

A graduate of Taft High School in Woodland Hills, CA, Kennedy was selected in the eighth round of the MLB draft after playing for San Diego State University.



JOHN HARTUNG
SPORTSNET LA



JERRY HAIRSTON JR.
SPORTSNET LA



NED COLLETTI
SPORTSNET LA



DAVID VASSEGH
AM 570



TIM CATES
AM 570

DODGER BROADCASTERS THROUGH THE YEARS

ENGLISH BROADCASTERS		SPANISH BROADCASTERS	
Year	Broadcasters	Year	Broadcasters
1939-41 1942	Red Barber, Al Helfer Red Barber, Alan Hale	1954-57 1958	Buck Canel Rene Cardenas, Miguel Alonzo, Milt Nava
1943-47 1948-49	Red Barber, Connie Desmond Red Barber, Connie Desmond, Ernie Harwell	1959-61	Rene Cardenas, Jaime Jarrin, Miguel Alonzo
1950-53	Red Barber, Connie Desmond, Vin Scully	1962-72 1973-81	Jose Garcia, Jaime Jarrin Jaime Jarrin, Rudy Hoyos
1954-55	Vin Scully, Connie Desmond, Andre Baruch	1982-89 1990	Jaime Jarrin, Rene Cardenas Jaime Jarrin, Rene Cardenas, Tito Rondon
1956	Vin Scully, Connie Desmond, Al Helfer, Jerry Doggett	1991-97 1998	Jaime Jarrin, Rene Cardenas Jaime Jarrin, Rene Cardenas, Pepe Yñiguez
1957	Vin Scully, Al Helfer, Jerry Doggett	1999-2002 2003-2009	Jaime Jarrin, Pepe Yñiguez Jaime Jarrin, Pepe Yñiguez, Fernando Valenzuela
1958-76 1977-87	Vin Scully, Jerry Doggett Vin Scully, Jerry Doggett, Ross Porter	2010-2011 2012-present	Jaime Jarrin, Pepe Yñiguez, Fernando Valenzuela, Manny Mota Jaime Jarrin, Pepe Yñiguez Fernando Valenzuela, Jorge Jarrin
1988-93	Vin Scully, Don Drysdale, Ross Porter		
1993-2004	Vin Scully, Ross Porter, Rick Monday		
2005	Vin Scully, Rick Monday, Charley Steiner, Al Downing Steve Lyons		
2006-2008	Vin Scully, Rick Monday, Charley Steiner, Steve Lyons, Jerry Reuss		
2009-2013	Vin Scully, Rick Monday, Steve Lyons Charley Steiner, Eric Collins		
2014-15	Vin Scully, Rick Monday, Charley Steiner, Kevin Kennedy Nomar Garciaparra, Orel Hershiser, Alanna Rizzo		
2016	Vin Scully, Rick Monday, Charley Steiner, Kevin Kennedy Nomar Garciaparra, Orel Hershiser, Alanna Rizzo, Joe Davis		
2017-	Rick Monday, Charley Steiner, Joe Davis, Orel Hershiser, Alanna Rizzo, Nomar Garciaparra, Kevin Kennedy		

DODGERS RADIO NETWORK

Station	On Dial	City	Station	On Dial	City
KLAC	570	Los Angeles	ESPN-FM	103.9	Palm Springs, CA
KTNQ*	1020	Los Angeles	KFNY	1440	Riverside/San Bernardino, CA
KMPC#+	1540	Los Angeles	KCAL*	1410	Riverside/San Bernardino, CA
KQTM-FM	101.7	Albuquerque, NM	KXTK	1280	San Luis Obispo/Santa Maria, CA
KHTY	970	Bakersfield, CA	WSTA	1340	St. Thomas, VI
KXTT*	94.9	Bakersfield, CA	KZER*	1250	Santa Barbara, CA
KIQQ*	1310	Barstow, CA	KHTS	1220	Santa Clarita, CA
KBOV	1230	Bishop, CA	KSBQ*	1480	Santa Maria, CA
KROP	1300	Brawley/El Centro, CA	KVEN	1450	Ventura/Oxnard, CA
KCBL	1340	Fresno, CA	KOXR*	910	Ventura/Oxnard, CA
KGST*	1600	Fresno, CA			
KYVA	1230	Gallup, NM			
KIKI	990	Honolulu, HI			
KAVL	610	Lancaster/Palmdale, CA			
KUTY*	1470	Lancaster, Palmdale, CA			
KXST	1140	Las Vegas, NV			
KGHM	1340	Oklahoma City, OK			

* Spanish + Selected Games # Korean

All games may be heard on the Dodgers' radio home, AM 570 LA SPORTS (English), Univision Radio 1020 KTNQ AM (Spanish) and the Dodgers Radio Network. Listings as of Feb. 28, 2018.

DODGER MEDIA PARTNERS





LOS ANGELES DODGERS SPANISH RADIO NETWORK

Jamie Jarrin, longest tenured broadcaster in Major League Baseball and member of Baseball's Hall of Fame returns to the broadcast booth for his 60th season alongside son Jorge Jarrin.

The only father-son broadcasting duo in MLB bringing you baseball's most exciting moments.

STATION	FREQUENCY	MARKET
SPANISH AFFILIATES		
KTNQ-AM	1020	Los Angeles
KXTT-FM	94.9	Bakersfield, CA
KIQQ-AM	1310	Barstow, CA
KGST-AM	1600	Fresno, CA
KOXR-AM	910	Oxnard/Ventura, CA
KCAL-AM	1410	Riverside/San Bernardino, CA
KZER-AM	1250	Santa Barbara, CA
KSBQ-AM	1480	Santa Maria/San Luis Obispo, CA



COMMUNITY

On and off the field, the Dodgers are committed to serving the community of Los Angeles. With various events occurring throughout the year and across the Southland, the Dodgers' community outreach focuses on inspiring youth and adults throughout the region to PLAY, LIVE, LEARN and SERVE.

Through civic and corporate partnerships, events and community service, the Dodgers fulfill a multitude of community needs and wishes, bringing joy and respite to people of all ages, abilities, backgrounds and genders.

LEARN LA Reads

The Dodgers and the Los Angeles Dodgers Foundation launched "LA Reads" in 2017, a literacy program that challenges youth to become "Dodgers Reading Champions" and participate in an online program that provides incentives to top readers. The program had over 2,400 students from 585 schools, and the program dedicated a Literacy Corner at the Dream Center.



PLAY

Dodgers Love LA Community Tour

During the team's annual Dodgers Love L.A. Community Tour this year, players and volunteers participated in a playground build to provide a permanent playplace for the children of the City of Alhambra.



Kids 4 Dodgers Baseball

Kids 4 Dodgers Baseball provides an all-inclusive game experience for 20,000 underserved youth and families from nonprofits, schools and community groups from across the Los Angeles region.



Play Ball

The Dodgers encourage Los Angeles-area youth to participate in baseball and softball-related activities through the Play Ball campaign.



LIVE Dodger Blue Wishes

The Dodger Blue Wishes program creates unforgettable experiences for Dodger fans facing life-altering illnesses or major life milestones. Recipients may receive memorabilia, game tickets, batting practice experiences or player meetings. As part of the 2018 Dodgers Love LA Community Tour, Yasiel Puig participated in a Shave Party to raise awareness for childhood cancer.



Dodgers Turkey Giveaway

Each November, the Dodgers and the Los Angeles Dodgers Foundation provide underserved families with Thanksgiving meals courtesy of Ralphs/Food 4 Less.



SERVE

Veteran's Day Batting Practice

On Veteran's Day each year, the Dodgers welcome military veterans and their families to meet players, have lunch and take batting practice at Dodger Stadium.



Military Hero of the Game

During each home game, the Dodgers honor a Military Hero of the Game with an on-field ceremony in recognition of their commitment to our country.





SPORTS
+
RECREATION

EDUCATION
+
LITERACY

HEALTH
+
WELLNESS

The Los Angeles Dodgers Foundation (LADF) is focused on finding innovative ways to create opportunities for children through programs that engage with kids in sports, help kids stay active and promote academic success. With the support of partners, stakeholders and fans, we produce incredible results on fields, in classrooms and at community centers in some of the most challenged communities in Los Angeles.

CORNERSTONE PROGRAMS

Dodgers Dreamfields - \$77 million invested in building and refurbishing 47 safe recreational spaces in underserved neighborhoods.

Dodgers RBI (Reviving Baseball in Inner Cities) - Baseball and softball youth development program that aims to increase participation in the sport while using sport participation as an engagement tool that increases access to education, literacy, health, wellness and recreational resources in underserved communities serving 10,000 youth ages 5-18 across 68 locations in Los Angeles and Long Beach.

LA Reads - A joint literacy campaign between LADF and the Dodgers which includes the “Dodgers Reading Champions” literacy challenge. LA Reads and Dodgers Reading Champions are designed to motivate youth to read and help them build a lifelong love of reading. LADF hosts reading events throughout the community



at local schools, libraries and non-profit partners throughout the school year as a part of the LA Reads campaign.

CHARITABLE GIVING

Since inception, LADF has distributed over \$21 million to local communities, including \$13 million in grants to charitable organizations. In 2017, LADF awarded over \$1.6 million in grants to 66 organizations. Current Strategic Partners include City Year Los Angeles, The Jackie Robinson Foundation, Library Foundation, Positive Coaching Alliance – Los Angeles, Spark LA and Vision to Learn.

FUNDRAISING EVENTS

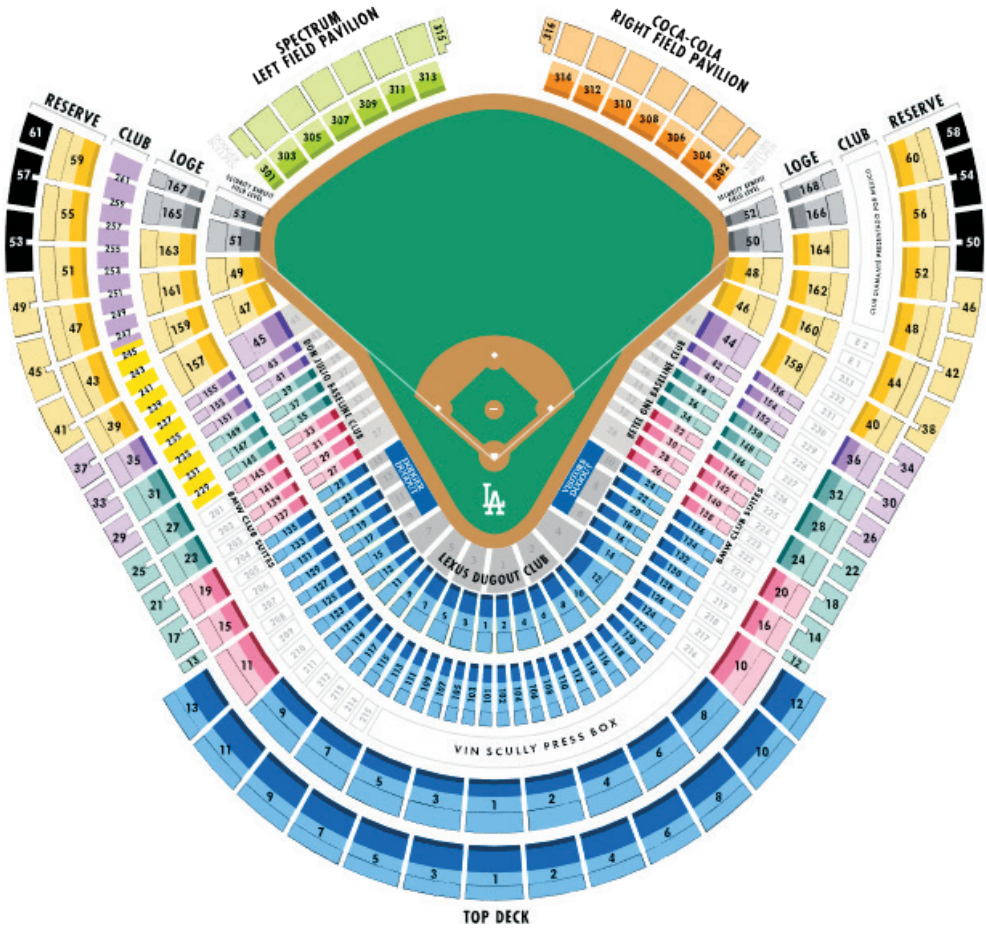
LADF has 4 reoccurring fundraising events throughout the year for fans and donors to support. Whether your child learns baseball the Dodger way at **Summer or Winter Youth Baseball Camp**, or you enjoy a benefit concert at the **Blue Diamond Gala** on field at Dodger Stadium, or your family runs in the **5K & 10K and Kids Fun Run**, or you purchase an autographed baseball at the **Spouses Mystery Bag Fundraiser**, there are many ways to support LADF.

IN-STADIUM FUNDRAISING & OPPORTUNITIES

Over the course of the season, fans can support LADF by purchasing a 50/50 Raffle Ticket, bidding on an item at our Silent Auction table, donating a vehicle, purchasing “It’s the Most Wonderful Time of the Year” book, celebrating a special occasion with an in game Ribbon Board Message, or making a personal contribution by joining the Dodgers Foundation Blue Circle.

Twitter: @DodgersFdn **Instagram:** @Dodgersfoundation **Facebook:** /LosAngelesDodgersFoundation
For more information visit dodgers.com/LADF
#BiggerThanBaseball

DODGER STADIUM SEATING DIAGRAM



PRE-GAME TIMES AT DODGER STADIUM

Game Time	12:10 p.m.	1:10 p.m.	6:10 p.m.	7:10 p.m.
Auto Gates Open	10:10 a.m.	11:10 a.m.	4:10 p.m.	5:10 p.m.
Stadium Gates Open	10:40 a.m.	11:40 a.m.	4:40 p.m.	5:40 p.m.
Dodger Batting Practice	9:20 a.m.- 10:45 a.m.	10:20 a.m.- 11:45 a.m.	3:20 p.m.- 4:45 p.m.	4:20 p.m.- 5:45 p.m.
Visiting Batting Practice	10:46 a.m.- 11:25 a.m.	11:46 a.m.- 12:25 p.m.	4:46 p.m.- 5:25 p.m.	5:46 p.m.- 6:25 p.m.
First Pitch	12:10 p.m.	1:10 p.m.	6:10 p.m.	7:10 p.m.

2018 PROMOTION SCHEDULE

DATE	GIVEAWAY / PROMOTION
3/29	OPENING DAY / MAGNET SCHEDULE presented by Bank of America
3/30	KIRK GIBSON BOBBLEHEAD presented by Bank of America
3/31	2017 NATIONAL LEAGUE CHAMPIONSHIP RING CEREMONY
4/10	COLLECTOR'S CARD SET: 1 OF 6 presented by 76
4/11	HOODED SWEATSHIRT presented by Security Benefit
4/15	JACKIE ROBINSON JERSEY presented by Bank of America
4/21	CODY BELLINGER BOBBLEHEAD presented by Spectrum
4/22	JR. DODGERS ATHLETIC BAG[^] presented by Hi-Chew
4/23	COLLECTOR'S CARD SET: 2 OF 6 presented by 76
4/24	IT'S TIME FOR DODGER BASEBALL ALARM CLOCK presented by Your SoCal Honda Dealers
5/8	COLLECTOR'S CARD SET: 3 OF 6 presented by 76
5/12	ALUMNI GAME & 60TH ANNIVERSARY HAT presented by Security Benefit
5/13	MOTHER'S DAY COSMETIC BAG presented by Cedars-Sinai
5/22	COREY SEAGER BOBBLEHEAD presented by The Coffee Bean & Tea Leaf
5/26	COREY & CODY CARICATURE TEE presented by San Manuel Casino
5/27	JR. DODGERS FIDGET SPINNER[^] presented by Hi-Chew
5/28	MEMORIAL DAY APRON presented by Budweiser
5/30	CHRIS TAYLOR BOBBLEHEAD presented by Pirelli
6/9	MANNY MOTA BOBBLEHEAD
5/27	JR. DODGERS WRISTBANDS[^] presented by 99 Cents Only Store
6/10	OLD-TIMERS GAME presented by Security Benefit
6/12	COLLECTOR'S CARD SET: 4 OF 6 presented by 76
6/13	BEACH TOWEL presented by Chef Merito
6/15	KENLEY CALRISSIAN STAR WARS BOBBLEHEAD
6/16	MOVIE NIGHT presented by Fandango
6/17	FATHER'S DAY MONEY CLIP presented by Security Benefit
6/26	KIKE HERNANDEZ BOBBLEHEAD presented by San Manuel Casino
6/30	PIGGY BANK presented by Bank of America
7/1	JR. DODGERS JUSTIN TURNER JERSEY TEE[^] presented by 99 Cents Only Store
7/4	INDEPENDENCE DAY FIREWORKS presented by Budweiser
7/14	CLAYTON KERSHAW BOBBLEHEAD presented by ARCO
7/31	ALEX WOOD BOBBLEHEAD presented by Emirates
8/2	COLLECTOR'S CARD SET: 5 OF 6 presented by 76
8/5	JR. DODGERS BACKPACK[^] presented by Hi-Chew
8/14	RICH HILL BOBBLEHEAD presented by Security Benefit
8/20	KNIT CAP presented by UnitedHealthcare
8/22	CHASE UTLEY BOBBLEHEAD
8/25	DAVE ROBERTS JERSEY
8/26	JR. DODGERS SOCKS[^] presented by Spectrum
8/30	DODGER STADIUM SAND GLOBE
9/3	LABOR DAY COOLER BAG presented by Coca-Cola
9/4	COLLECTOR'S CARD SET: 6 OF 6 presented by 76
9/18	BOBBLEHEAD presented by Budweiser
9/22	LA GRAN FIESTA presented by Spectrum and Coca-Cola
9/23	FAN APPRECIATION DAY



Presented by Denny's

AFTER EVERY FRIDAY NIGHT HOME GAME!



Presented by Spectrum and Coca-Cola

SCHEDULED ON THE LAST SUNDAY OF THE MONTH TWO HOURS PRIOR TO THE GAME.



Presented by New Balance

AFTER EVERY SUNDAY DAY GAME!

RED=EVENT BLUE=GIVEAWAY ITEM

SCHEDULE SUBJECT TO CHANGE WITHOUT NOTICE. Giveaways are limited to 40,000 units, unless otherwise noted. Only one giveaway item per person will be given to the bearer of the ticket upon entering the stadium while supplies last. DODGERS.COM/PROMOTIONS for details and restrictions. [^]Special ticket required

[^]First 12,000 ticketed kids 14 & under in attendance



2018 SCHEDULE

MARCH/APRIL

SUN	MON	TUE	WED	THU	FRI	SAT
				29 4:08 SF	30 7:10 SF	31 6:10 SF
1 5:37 SF	2 6:40 ARI	3 6:40 ARI	4 12:40 ARI		6 7:15 SF	7 1:05 SF
8 1:05 SF	9	10 7:10 OAK	11 7:10 OAK	12	13 7:10 ARI	14 6:10 ARI
15 1:10 ARI	16 7:10 SD	17 7:10 SD	18 7:10 SD	19	20 7:10 WSH	21 6:10 WSH
22 5:05 WSH	23 7:10 MIA	24 7:10 MIA	25 4:35 MIA	26	27 7:15 SF	28 6:05 SF
29 1:05 SF	30 6:40 ARI					

MAY

SUN	MON	TUE	WED	THU	FRI	SAT
		1 6:40 ARI	2 6:40 ARI	3 12:40 ARI	4 TBD SD	5 TBD SD
6 TBD SD	7	8 7:10 ARI	9 7:10 ARI	10 7:10 CIN	11 7:10 CIN	12 6:10 CIN
13 1:10 CIN	14	15 4:10 MIA	16 4:10 MIA	17 9:10a MIA	18 4:05 WSH	19 4:05 WSH
20 10:35a WSH	21 7:10 COL	22 7:10 COL	23 7:10 COL	24	25 7:10 SD	26 7:10 SD
27 1:10 SD	28 5:10 PHI	29 7:10 PHI	30 7:10 PHI	31 4:35 PHI		

JUNE

SUN	MON	TUE	WED	THU	FRI	SAT
					1 5:40 COL	2 4:15 COL
3 12:10 COL	4	5 4:05 PIT	6 4:05 PIT	7 9:35a PIT	8 7:10 ATL	9 6:10 ATL
10 1:10 ATL	11	12 7:10 TEX	13 7:10 TEX	14	15 7:10 SF	16 5:15 SF
17 1:10 SF	18 5:05 CHC	19 5:05 CHC	20 11:20a CHC	21	22 4:10 NYM	23 4:15 NYM
24 10:10a NYM	25 7:10 CHC	26 7:10 CHC	27 7:10 CHC	28 12:10 CHC	29 7:10 COL	30 4:15 COL

JULY

SUN	MON	TUE	WED	THU	FRI	SAT
1 1:10 COL	2 7:10 PIT	3 7:10 PIT	4 5:10 PIT	5	6 7:07 LAA	7 4:15 LAA
8 1:07 LAA	9 7:10 SD	10 7:10 SD	11 7:10 SD	12 7:10 SD	13 7:10 LAA	14 4:15 LAA
15 1:10 LAA	16	17 10:05a ASG	18	19	20 5:10 MIL	21 4:10 MIL
22 11:0a MIL	23 4:05 PHI	24 4:05 PHI	25 9:35a PHI	26 4:35 ATL	27 4:35 ATL	28 4:10 ATL
29 10:35a ATL	30 7:10 MIL	31 7:10 MIL				

AUGUST

SUN	MON	TUE	WED	THU	FRI	SAT
			1 7:10 MIL	2 6:00 MIL	3 7:10 HOU	4 6:10 HOU
5 1:10 HOU	6	7 7:05 OAK	8 7:05 OAK	9 5:40 COL	10 5:40 COL	11 5:10 COL
12 12:10 COL	13 7:10 SF	14 7:10 SF	15 7:10 SF	16	17 7:10 SEA	18 1:10 SEA
19 1:10 SEA	20 7:10 STL	21 7:10 STL	22 7:10 STL	23	24 7:10 SD	25 6:10 SD
26 1:10 SD	27	28 5:05 TEX	29 5:05 TEX	30 7:10 ARI	31 7:10 ARI	

SEPTEMBER

SUN	MON	TUE	WED	THU	FRI	SAT
						1 6:10 ARI
2 1:10 ARI	3 5:10 NYM	4 7:10 NYM	5 4:35 NYM	6	7 5:40 COL	8 5:10 COL
9 12:10 COL	10 3:40 CIN	11 3:40 CIN	12 9:35a CIN	13 4:15 STL	14 5:15 STL	15 10:05a STL
16 11:5a STL	17 7:10 COL	18 7:10 COL	19 7:10 COL	20	21 7:10 SD	22 6:10 SD
23 1:10 SD	24 6:40 ARI	25 6:40 ARI	26 6:40 ARI	27	28 7:15 SF	29 1:05 SF
30 12:05 SF						

Dates, times and opponents are subject to change. All game times listed are Pacific time.

DODGERS.COM

LOSDODGERS.COM

[/Dodgers](https://www.facebook.com/Dodgers)

[@Dodgers](https://twitter.com/Dodgers)

[@Dodgers](https://www.instagram.com/Dodgers)

017174 472
ENJOY RESPONSIBLY © 2015 Anheuser-Busch, Budweiser® Lager Beer, St. Louis, MO
Major League Baseball trademarks and copyrights are used with permission of Major League Baseball Properties, Inc. Visit MLB.com



**LEGENDARY LAGER FOR
LEGENDARY MOMENTS.**





COME



BACK



STRONGER

SPORTSNETLA.COM
f t i s @SPORTSNETLA

SPECTRUM
SPORTSNET 
EXCLUSIVELY ON SPECTRUM