



MEDIA GUIDE

MIAMI MARLINS // 2018



WHO BUT W.B. MASON

Meet
Your Newest Player



Florida's Fast, FREE Delivery Specialist of Business Products

Break Room • Foodservice • Coffee • Facilities Maintenance • Packaging
Safety • Health & Wellness • Paper • Office Supplies • Ink & Toner
Water • Retail Supplies • Technology • Ad Specialties • Furniture

That's why we're the Official Office Supplier to the





ANNIVERSARY WEEKEND

JUNE 8-10

CONTENTS

FRONT OFFICE

BERTSCHMAN, RYAN	28
BUSSIERE, MICHEL	27
CHATTIN, BRIAN	30
CUTHBERT, JIM	31
DELORME, CLAUDE	27
DENBO, GARY	30
GREENLEE, DANIEL	32
HERNANDEZ, ANA	28
HILL, MICHAEL	26
JAISON, SUSAN	27
JETER, DEREK	25
JONES, ADAM	27
KING, JEFF	28
LATIMER, JASON	29
MEEK, STAN	31
MESA, ALFREDO	29
O'CONNOR, CAROLINE	28
OXFELD, DAVID	29
SCOTT, DICK	32
SEGUIGNOL, FERNANDO	32
SHERMAN, BRUCE	24
STAFF DIRECTORY	18-22
SVIHLIK, D.J.	31

FIELD AND CLUBHOUSE STAFF

BASHAM, GENE	50
COLÓN, MANNY	52
FLIPPO, ROB	37
GONZÁLEZ, FREDI	38-39
HILL, PERRY	40-41
HILL, TY	52
HUGHES, ROCK	53
KANELL, DR. DAN	51
KAPLAN, DR. LEE	51
KOZAK, MIKE	50
LUCAS, ED	42
LUEPKER, DUSTIN	50
MATTINGLY, DON	34-36
MEDICAL TEAM	51
MENECHINO, FRANK	43
NERO, JOEY	52
NIEVES, JUAN	44
PAGLIARULO, MIKE	45
SCHNEIDER, BRIAN	46
SILVERMAN, JOHN	53
TREANOR, DEAN	47
WALLACH, TIM	48-49

PLAYERS

40-MAN ROSTER	56-57
NON-ROSTER INVITEES	58
HOW THEY WERE BUILT	59
ADAMES, CRISTHIAN	60-61
ALCANTARA, SANDY	62
ANDERSON, BRIAN	63-64
BARRACLOUGH, KYLE	65-66
BOUR, JUSTIN	67-69
BRINSON, LEWIS	70-71
CASTRO, STARLIN	72-75
CHEN, WEI-YIN	76-77
CLOYD, TYLER	78-79
CONLEY, ADAM	80-82
COOPER, GARRETT	83-84
DEL POZO, MIGUEL	85
DESPAIGNE, ODRISAMER	86-87
DÍAZ, ISAN	88
DÍAZ, JUMBO	89-90
DIETRICH, DEREK	91-92
ELLINGTON, BRIAN	93-94
GALLEN, ZAC	95
GALLOWAY, ISAAC	96-97
GARCÍA, JARLIN	98-99
GIAVOTELLA, JOHNNY	100-101
GONZALEZ, MERANDY	102
GONZÁLEZ, SEVERINO	103-104
GRAVES, BRETT	105
GUERRA, JAVY	106-107
GUERRERO, TAYRON	108-109
HARRISON, MONTE	110-111

HERNANDEZ, ELIESER	112-113
HOLADAY, BRYAN	114-115
HOO, CHRIS	116
KICKHAM, MIKE	117-118
LEE, BRAXTON	119-120
LÓPEZ, PABLO	121
MAZZA, CHRIS	122
MEYER, BEN	123
MOONEY, PETER	124
NEEDY, JAMES	125-126
NEIDERT, NICK	127
NICOLINO, JUSTIN	128-130
NOLA, AUSTIN	131-132
O'GRADY, CHRIS	133-134
ORTEGA, RAFAEL	135-136
OTHMAN, SHARIF	137-138
PETERS, DILLON	139-140
PRADO, MARTIN	141-143
REALMUTO, J.T.	144-146
RICHARDS, TREVOR	147
RIDDLE, JT	148-149
RIVERA, YADIEL	150-151
RODRIGUEZ, JONATHAN	152-153
ROJAS, MIGUEL	154-156
RUCINSKI, DREW	157-158
SHUCK, JB	159-160
SIERRA, MAGNEURIS	161-162
SMITH, CALEB	163-164
STECKENRIDER, DREW	165-166
STRAILY, DAN	167-169
TAZAWA, JUNICHI	170-172
TELIS, TOMAS	173-175
TURNER, JACOB	176-177
UREÑA, JOSÉ	178-180
VAN SLYKE, SCOTT	181-183
VIGIL, RODRIGO	184-185
WALLACH, CHAD	186-187
WIMMERS, ALEX	188-189
WITTGREN, NICK	190-191
YAMAMOTO, JORDAN	192
ZIEGLER, BRAD	193-196

2017 IN REVIEW

COMEBACK WINS	208
DELAYS & POSTPONEMENTS	207
FIELDING STATISTICS, YEAR-BY-YEAR	203
HIGHS & LOWS	206
MISCELLANEOUS	207
MLB STANDINGS	207
OPENING DAY ROSTER	205
OUTFIELD ASSISTS	203
RECORD BY BATTING ORDER/POSITION	205
RECORDS SET/TIED IN 2017	208
REPLAY CHALLENGES	208
RESULTS, DAY-BY-DAY	200-201
SEASON NOTES	198-199
STATISTICS, FINAL	202
TRANSACTIONS	204-205
WALK OFF WINS	203

CLUB HISTORY

ATTENDANCE RECORDS	277-279
AWARDS & RECOGNITION	237-238
CAREER LEADERS, BATTING	210
CAREER LEADERS, PITCHING	211
CREATION OF THE MARLINS	268
DRAFT, EXPANSION	269
DRAFT, RULE 5	266-267
FIRST TIME IT HAPPENED (CLUB HISTORY)	273-275
FIRST TIME IT HAPPENED (MARLINS PARK)	276-277
GAME HISTORY	228-230
1-0 LOSSES	229
1-0 VICTORIES	229
HITS BY TEAM, GAME - MARLINS	230
HITS BY TEAM, GAME - OPPONENTS	230
LONGEST GAMES	230
SCORING, GAME - MARLINS	228
SCORING, GAME - OPPONENT	228

HOME RUN HISTORY	222-225
HOME RUNS, BY PITCHERS (MARLINS)	224
HOME RUNS, CATEGORICAL	222
HOME RUNS, FIRST GAME WITH MARLINS	225
HOME RUNS, GAME-ENDING	224
HOME RUNS, INSIDE THE PARK	222
HOME RUNS, LEADOFF	223
HOME RUNS, LONGEST AT MARLINS PARK	225
HOME RUNS, MULTI-HR GAMES (CAREER LEADERS)	222
HOME RUNS, PINCH-HIT	225
INAUGURAL SEASON, OPENING DAY	269
LAST TIME IT HAPPENED (CLUB HISTORY)	275-276
LEADERS BY POSITION	215
OPENING DAY HISTORY	270-271
PITCHING HISTORY	226-227
LOW-HIT GAMES	226
SHUTOUTS, COMPLETE GAME	226
SINGLE-SEASON SCORELESS STREAKS	227
STRIKEOUTS, SINGLE-GAME	227
RECORDS BY GAME (BEST & WORST)	231
REPLAY REVIEW INFORMATION	272-273
ROSTER, ALL-TIME	235-237
SINGLE-SEASON LEADERS, BATTING	212
SINGLE-SEASON LEADERS, PITCHING	213
SUN LIFE STADIUM, HISTORY	280-285
ATTENDANCE	284-285
FIRST TIME IT HAPPENED (SUN LIFE STADIUM)	281-282
HOME RUNS, LONGEST AT SUN LIFE STADIUM	280
HOME RUNS, LONGEST BY MARLIN AT SUN LIFE STADIUM	280
LAST TIME IT HAPPENED (AT SUN LIFE STADIUM)	282-283
WEATHER	285
TEAM RECORDS	217-220
CLUB BATTING, GAME	217
CLUB PITCHING, GAME	217
INDIVIDUAL BATTING, GAME	217
INDIVIDUAL BATTING, SEASON	218
INDIVIDUAL FIELDING, SEASON	219
INDIVIDUAL PITCHING, GAME	217-218
INDIVIDUAL PITCHING, SEASON	218
PITCHERS BATTING, CAREER	219
PLAYER MISCELLANEOUS	219
ROOKIE BATTING	220
ROOKIE PITCHING	220
TEAM MISCELLANEOUS	219-220
TRADES, ALL-TIME	264-266
UNIFORM NUMBERS, ALL-TIME	232-234
WIN/LOSS RECORDS, BY MONTH	215
WIN/LOSS RECORDS, SITUATIONAL	215-216
YEAR-BY-YEAR LEADERS, BATTING/PITCHING	214
YEAR-BY-YEAR STATISTICS	221
YEAR-BY-YEAR TEAM CAPSULES	239-263

POSTSEASON HISTORY

POSTSEASON RECORDS	288
1997 POSTSEASON NOTES	289
1997 POSTSEASON LINESCORES	290-291
1997 POSTSEASON STATISTICS	291-292
2003 POSTSEASON NOTES	293-294
2003 POSTSEASON LINESCORES	295-296
2003 POSTSEASON STATISTICS	296-297

PLAYER DEVELOPMENT

AWARDS & HONORS 2017	308
AWARDS & HONORS, ALL-TIME	308
AFFILIATE DIRECTORY	312-313
BATAVIA MUCKDOGS (SS-A)	324-325
GREENSBORO GRASSHOPPERS (A)	322-323
GULF COAST MARLINS (R)	326-327
JACKSONVILLE JUMBO SHRIMP (AA)	318-319
JUPITER HAMMERHEADS (A)	320-321
NEW ORLEANS BABY CAKES (AAA)	316-317
AFFILIATE SCHEDULES	314-315
COORDINATORS, MINOR LEAGUE	302-306
DIRECTORY, BASEBALL OPERATIONS	300
DIRECTORY, SCOUTING & INTERNATIONAL OPERATIONS	300

DIRECTORY, SCOUTING STAFF	301
DRAFT, 2017 DRAFT SELECTIONS	337
DRAFT, HISTORY	331-336
HISTORY, YEAR-BY-YEAR RECORDS	328
LEADERS, ORGANIZATIONAL 2017	309
LEADERS, ORGANIZATIONAL ALL-TIME	310
PLAYER CAPSULES	339-373
PLAYER DEVELOPMENT/SCOUTING AWARDS	300
POSTSEASON HISTORY	311
RECAP, ORGANIZATIONAL	307-308
REGISTRY, MINOR LEAGUE	338

OPPONENTS

ARIZONA DIAMONDBACKS	376
ATLANTA BRAVES	377
BALTIMORE ORIOLES	390
BOSTON RED SOX	391
CHICAGO CUBS	378
CINCINNATI REDS	379
COLORADO ROCKIES	380
LOS ANGELES DODGERS	381
MILWAUKEE BREWERS	382
NEW YORK METS	383
NEW YORK YANKEES	392
PHILADELPHIA PHILLIES	384
PITTSBURGH PIRATES	385
ST. LOUIS CARDINALS	386
SAN DIEGO PADRES	387
SAN FRANCISCO GIANTS	388
TAMPA BAY RAYS	393
TORONTO BLUE JAYS	394
WASHINGTON NATIONALS	389

GENERAL INFORMATION

COMMUNICATIONS STAFF	399
IMPORTANT MEDIA NUMBERS	396
ITEMS OF INTEREST & HOW TO FIGURE	411-412
MULTICULTURAL MARKETING (ENGLISH)	421
MULTICULTURAL MARKETING (SPANISH)	421
IMPORTANT DATES	410
MARLINS BROADCAST HISTORY	404
MARLINS RADIO (WINZ)	406-407
MARLINS RADIO (WAQI)	409
MARLINS TV (FSN)	401-403
MEDIA INFORMATION (ENGLISH)	396
MEDIA INFORMATION (SPANISH)	397
NATIONAL BASEBALL HALL OF FAME	419
REPLAY REVIEW REGULATIONS	413-418
SPRING TRAINING	422-426
TRANSLATORS	399

MISCELLANEOUS INFORMATION

BIRTH COUNTRIES, MARLINS	111
COMEBACK WINS (BY YEAR)	101
COMMUNITY OUTREACH	11-15
GRAND SLAM AS FIRST CAREER HOME RUN (MARLINS)	115
HOME RUNS, BY PITCHERS (TEAM)	68
MARLINS ALL-TIME COACHING ROSTER	49
MARLINS FUTURES GAME PARTICIPANTS	153
MARLINS MANAGERIAL HISTORY	36
MARLINS NO-HITTERS	201
MARLINS PARK	4-11
MARLINS POSITION PLAYERS TO APPEAR AS PITCHER	174
MARLINS SINGLE-SEASON ROOKIE BATTING LEADERS	71
MARLINS SINGLE-SEASON ROOKIE RELIEF PITCHING LEADERS	94
MARLINS SINGLE-SEASON ROOKIE STARTING PITCHING LEADERS	118
NATIONAL LEAGUE ROOKIE OF THE YEAR (SINCE 2000)	74
NATIVE MARLINS, PLAYERS BORN IN FLORIDA	113
REPLAY/CHALLENGE INFO (2017/ALL-TIME)	42
TALLEST MARLINS PLAYERS	109
TOP HR MONTHS	61
TOP RBI MONTHS	158
TRIPLE PLAYS	151
YOUNGEST MARLINS TO MAKE DEBUT	184

THE 2018 MIAMI MARLINS MEDIA GUIDE WAS PRODUCED BY MARTY SEWELL, JOE VIEIRA, JON ERIK ALVAREZ, MARIA ARMELLA, JEFF BOWE, NINA ZIMMERMAN, AND COTHRAN TOGNA OF THE MARLINS COMMUNICATIONS DEPARTMENT, WITH ASSISTANCE FROM KYLE SIELAFF, SARA KAMBER, ALAN ALVAREZ, AND JUAN GARCIA, UNDER THE SUPERVISION OF JASON LATIMER. SPECIAL THANKS TO BRETT WEST, MANNY COLON, MICHAEL YOUNGBERG, LUIS DORANTE, JOSH KAPLOFF, PABLO FERREIRA, TAYLOR BOLLES, PETER RENTSCHLER, KEVIN CURTIS, ROGER HOOVER AND DAVE SACHS.

COVER DESIGN; MARLINS CREATIVE SERVICES. CREATIVE SERVICES; TAYLOR BOLLES, KEVIN CURTIS. PHOTOS BY JOSH CATALDO, ROB FOLDY, PETER RENTSCHLER, ROGER HOOVER, AND GABE DEMPS.

SPECIAL THANKS TO MAJOR LEAGUE BASEBALL INFORMATION SYSTEMS, ELIAS SPORTS BUREAU, STATS, INC., SOCIETY FOR AMERICAN BASEBALL RESEARCH, BASEBALLREFERENCE.COM, RETROSHEET.ORG, ESPN, AND DAVID VINCENT.

COPYRIGHT 2018 MIAMI MARLINS. ALL INFORMATION IS CURRENT AS OF FEBRUARY 12, 2018.

MARLINS PARK



Marlins Park is a state-of-the-art retractable roof ballpark located in the heart of Miami. The ballpark, which is fewer than two miles from downtown Miami, features unobstructed views of Miami's skyline made possible by six operable glass panels and has a capacity of 37,446. Conceived as an abstraction of "water merging with land", symbolic of Miami's coastal landscape, Marlins Park offers fans the most incredible baseball experience where beauty and baseball merge.

The ballpark replaced the legacy of the memorable Orange Bowl in Little Havana, continuing a legendary 77-year history of football, baseball, soccer, public events and major concerts attended by tens of millions of fans. Situated on the same footprint, the home of the Marlins is a first-class ballpark, constructed on approximately 17 acres of the historic 42-acre Orange Bowl site.

TRANSPORTATION AND PARKING



Transportation to Marlins Park includes the Civic Center Metrorail Station and Culmer Metrorail station, Tri-rail – Metrorail transfer and the City of Miami Trolley Service. Also, fans can park anywhere along the Miami-Dade Metrorail system, exit at Culmer Station and enjoy the dedicated Express Shuttle to Marlins Park. There is also pedestrian access, bicycle routes, taxi and limousine access, bridge opening regulations to alleviate traffic, civic center parking and group bus parking.

Marlins Park also features four state-of-the-art parking facilities with a capacity of 4,700 vehicles. The parking garages are managed by the City of Miami. The parking garages are located along first base, third base, home plate and center field, which render their names. Garage parking pricing is dynamic. In addition to garage parking, there are 1,000 parking spaces in surface lots to the east and west of the ballpark. A majority of season ticket packages come with a reserved parking space right next door to the ballpark. Fans purchasing single-game tickets may also purchase parking in a garage based on availability.

CLIMATE

The Marlins are committed to offering fans the best baseball experience and that starts with keeping a cool environment, literally. The state-of-the-art retractable roof ensures that Marlins fans never again have to worry about the unpredictable Miami weather. The roof and air conditioning provide a cool, comfortable environment every day.

CONCOURSE OF ACTION

The ballpark features an open 360-degree Promenade Level, giving fans a live view of the playing field no matter where they are. The Taste of Miami concession stands, provided by Levy Restaurants, features Don Camaron, Mama Choa and Latin American Grill, and provides specialty items, including seafood, pork sandwiches and Cuban sandwiches. This area is located on the Promenade Level on the third base side, looking out at Miami's skyline. Levy Restaurants is the official concessionaire partner of the Marlins, welcoming each fan with world-class food and heartfelt hospitality. Marlins Park also contains accessible seating locations and aisle-transfer seats offering a full complement of prices, locations and amenities.

Capacity	37,446
Lower Bowl	20,403
Founders Level Seats	356
Legends Level Seats	4,423
Vista Level Seats	9,946
Standing Room	392
Home Run Porch	1,926
Average Game Time Temperature	75°
Marlins Dugout	3rd Base

SIT CLOSER THAN EVER

Rarely have the words 'ballpark' and 'intimacy' blended so well together. Seats at Marlins Park are among the closest to the playing field in all of baseball. Every seat has been placed with only one thing in mind - to provide guests with the ultimate fan experience. You will always be comfortable, cool and close to all the action and excitement. In 2018, the Marlins expanded the netting surrounding the field to provide additional protection for fans seated along the baselines at Marlins Park. Manufactured by Dyneema, the new netting is a state-of-the-art knotless fiber that will provide exceptional protection and is purposely designed to blend into the playing surface. It is 30 percent thinner than the existing netting behind Home Plate, offering greater visibility of game action.



TIMELINE

The Marlins broke ground in July 2009 and after 33 months of construction, the team opened Marlins Park on April 4, 2012 vs. the St. Louis Cardinals. Prior to the 2012 season opener vs. St. Louis, Marlins Park hosted five exhibition games at the ballpark. The first contest took place on Monday, March 5, between local rival high schools, Belen Jesuit Preparatory School and Christopher Columbus High School. Columbus sophomore Brent Diaz made history that night, becoming the first player to hit a home run at Marlins Park. The Marlins then took the field for the first time with exhibition games against the University of Miami on March 6, Florida International University on March 7 and the New York Yankees on April 1-2.

TIMELINE TO MARLINS PARK

2007

- March 8 - Following the lead of Miami-Dade County Commission, the City of Miami Commission votes, unanimously, to move the planned project to the site of the Orange Bowl.
- May 24 - The Miami-Dade County commissioners give approval to the City of Miami for a large financing package that could help fund the construction of a new ballpark on the current site of the Orange Bowl. The plan is for a 37,000 seat, retractable-roof ballpark. The team would also be renamed the "Miami Marlins."
- December 18 - Miami-Dade County Commission votes in favor of two proposals that would assist in funding.



2008

- February 21 - City and County Commissioners vote to approve funding for a new ballpark for the Marlins.



2009

- March 19 - Miami commissioners approve building the new ballpark in a 3-2 vote. Commissioners also approve, by a 4-1 vote, a bid waiver for a private contractor, Hunt/Moss, A Joint Venture, to build the ballpark.
- March 23 - Miami-Dade County commissioners vote, 9-4, ending the Marlins' 15-year quest for a permanent home by agreeing to the stadium complex to rise on the grounds of the old Orange Bowl site. Also, by a 10-3 vote, commissioners approve a bid waiver for the ballpark's private contractor. Florida Marlins will be renamed Miami Marlins.
- April 1 - Miami's planning board votes 6-1 to approve the overall construction permit for the Marlins' new ballpark.
- July 18 - Groundbreaking.
- August 14 - First foundation pour for the new ballpark.
- August 26 - Marlins bury time capsule with memorabilia from the 1997 and 2003 World Series Championships, as well as items from 2009 and 1993.
- September - Eight "Super Column" foundations are poured and completed; first vertical concrete pour for the 'super columns.'
- October - Passing of the 100th day of construction; Marlins launch new ballpark website.
- November - The first deck on the west side has been cast and the first main concourse pour is 75% formed. The Marlins, together with Hunt/Moss, A Joint Venture, Miami-Dade County and the City of Miami launch program to help local workers find employment.
- December - West administration deck and the east administration deck have been finalized.



TIMELINE TO MARLINS PARK

2010

- January - The Marlins new ballpark welcomed the New Year ahead of schedule; eight of the 12 super columns that will support the retractable roof completed; public Infrastructure improvements for the month of January include installation of a new 48" Storm Drainage System; six months into construction, Marlins announce 63% of workers are from Miami-Dade County, 28% are from the City of Miami.
- February - The super columns are all nearly complete, with one crossbeam already in place, which will support the retractable roof; Marlins, together with Hunt/Moss and Populous, conducted a green media tour to announce that Marlins Park is implementing several green initiatives in order to achieve LEED Certification.
- March - With six of the 10 track beams in place, initial preparations for the next major phase of construction – retractable roof steel erection – now underway on the west end of the site; all seven levels of the ballpark can now be seen on the west side of the bowl.
- June - The steel beams that will form the fixed roof structure on the west side of the ballpark are being installed.
- June 15 - Marlins Park Sales Headquarters opens.
- July - Installation of the retractable roof steel trusses has begun. The trusses make up the structure of the retractable roof; the interior bowl is being completed; the concrete structure of the Promenade, Administrative, Founders and Media levels have been completed; Marlins hosted hard hat media tour to mark one year of construction at the site; the project is approximately 35% complete.
- August - The Legends level is two elevated deck pours away from completion, while the rakers that will support the seating structure continue with production; Marlins choose Tickets.com as new ticketing service provider; project is approximately 40% complete.
- September - The foundations for the two north garages now 100% complete; a total of four sets of stairs, two ramps and four escalators located behind home plate have already been installed; Diamond Club seats for Marlins Park nearly sold out.
- November - The main center roof panel being constructed; structure that supports the scoreboard is being installed; first sets of sports lights installed just above left and center field.
- December - Final and biggest of the three retractable roof panels, the center, is underway; the two south garages' foundations are 90% and 65% complete.



2011

- January - Kitchens and concession stands begin taking shape.
- February - Interior walls are approximately 85% constructed; sports lights are installed around the bowl.
- February 15 - First seat installed at Marlins Park. Season ticket holder helps install red seat located in Section 19, Row H, Seat 12.
- March - Completion of final roof panel; interior walls are approximately 95% constructed; main scoreboard video panels have been erected; hand rails are being installed in the upper concourse, lower bowl.



Marlins players take batting practice at Marlins Park in front of construction workers and media.

- April 4 - One year away from Opening Night 2012.
- May - Seat installation is ongoing. To date, approximately 18,000 seats have been installed.
- June - Mechanical, electrical and plumbing work are progressing throughout the ballpark.
- August - Air conditioning has been powered on.
- September - Marlins team receives the 2011 Tekla North America BIM Award for New Marlins Ballpark; painting of walls, ceilings and doors are ongoing in all levels.
- October - Flooring throughout the Marlins clubhouse and other interior rooms currently being installed; hot and cold plunge pools have been installed in the clubhouse; Marlins unveil The Clevelander at Marlins Park.



TIMELINE TO MARLINS PARK

- November - All seats have been installed; installation of ceramic wall and floor tile through the ballpark is ongoing. Final seat installed is green seat located in left field at Section 30, Row 8, Seat 24.
- November 11 - Marlins unveil new uniforms and new name: Miami Marlins.
- December - The decking of the retractable roof is complete; the white roof membrane is 95% complete; Marlins continue to fill more than 2,000 positions at the New Marlins Ballpark; 52% of firms working on the project are from Miami-Dade County, 60% of the workers are from Miami-Dade County, 27% are from the City of Miami.
- 2012**
- January - Ballpark is 94% complete; concrete installed for left field swimming pool; installing TVs throughout; Marlins announce Taste of Miami partners; Marlins announce retail restaurants at West Plaza.
- February - Laying of the sod, installing clubhouse lockers; enclosure of aquariums behind home plate.
- March - Taste of Miami food area finished.
- March 5 - Belen vs. Columbus high school game (CCHS 6, BJPS 4)
- March 6-7 - Spring Training games with UM (MIA 7, UM 6) and FIU (MIA 5, FIU 1).
- April 1-2 - Exhibition games against New York Yankees; the Yankees won both games (10-8, 5-2).
- April 4 - Opening Night against the 2011 World Series Champion St. Louis Cardinals.
- May 24 - The Miami Marlins announced that Marlins Park achieved LEED® Gold Certification under the United States' New Construction rating system. The ballpark is the first Gold Certified retractable roof facility in the world.

BALLPARK OWNER

Miami-Dade County owns Marlins Park and the City of Miami owns the four adjacent parking garages. The Miami Marlins, however, are responsible for maintaining and operating the ballpark.

THE WEST PLAZA

The West Plaza at Marlins Park is a major change from the character of the old Orange Bowl. The West Plaza reconnects Little Havana and creates an urban center. The West Plaza is unlike any other place in Miami, changing as the roof is rolled over the park below. The West Plaza is the size of three and a half football fields and is open to the public 365 days.



MAKE A SPLASH AT THE CLEVELANDER

Literally, fans can enjoy an authentic South Beach experience at Marlins Park. The Clevelander Marlins Park features an exciting pool-side venue with great food, entertainment and private event space year-round. The Clevelander Marlins Park holds approximately 260 guests and also offers Field Level seats, select table service located beside the visitor's bullpen, and a menu of great Cleveland classic food selections with a ballpark twist. The Clevelander Marlins Park is also home to the exciting entertainment of the original South Beach location, including dancers and DJs live from the pool area. The pool-side bar and grill is open for extended periods following each Marlins home game, and is available for private events for corporations, social groups and friendly gatherings.

DEX DIAMOND CLUB

The DEX Diamond Club is Miami's most exclusive premium entertainment experience. Located on the field level directly behind home plate, these seats are ideal to entertain clients, friends and family, reward your employees, socialize with other guests, or simply to enjoy the best seats in the house for each Marlins game.

All-inclusive high-end dining, dessert and beverage service, complimentary in-seat service during the game, complimentary beverages postgame, with the first row located just 47 feet from home plate, DEX Diamond Club seats are oversized and cushioned with

high backs and additional legroom. The DEX Diamond Club consists of just 386 seats, with a total of eight rows and five seating sections and the opportunity to purchase your DEX Diamond Club seats to all postseason games, as well as all other events held at the ballpark. The DEX Diamond Club also includes a private entrance located near your parking space; modern, spacious restrooms; easy access to the DEX Diamond Club lounge before, during and after events, full concierge service; one premium on-site parking pass for every two seats purchased; and the opportunity to reserve DEX Diamond Club restaurant/lounge for non-event dates.



TAKE A BEHIND-THE-SCENES TOUR OF MARLINS PARK

The Miami Marlins offer behind-the-scenes tours of Marlins Park. The tours are open to the public on non-event days for just \$10 a person. The tour includes visits to the field (behind home plate), home clubhouse, home batting cage area, DEX Imaging Diamond Club, Promenade Level featuring the art in the facility, the Bobblehead Museum and the premium areas, including the Suites. Tours operate Monday through Saturday from 10:00 a.m. to 3:00 p.m., except when the Marlins play at home or when other major events are scheduled at Marlins Park. Group tours, accommodating between 10 and 25 people, are available by appointment.

MARLINS PARK: A VENUE LIKE NO OTHER

From intimate private parties and board meetings to large-scale corporate events, Marlins Park offers a variety of event spaces to suit any occasion inside and outside the ballpark. The left-field skyline wall is a feature unlike any other in Major League Baseball. Six (6) glass panels, towering at 60' tall by 40' wide, open to create a breathtaking view of downtown Miami's spectacular skyline. Hosts can take their event behind-the-scenes using one of the clubhouses, batting cages or press conference rooms.



SUITE SPOTS

Marlins Park offers a variety of party suites and clubs for entertaining on an intimate or grand scale. Suite and Club capacities range from 20 to 200 guests. These suites are ideal for birthdays, anniversaries, receptions, company parties and more.

FIELD OF DREAMS

Our Major League playing field is perfect for small or large scale events such as concerts, sporting events, trade shows, job fairs, corporate games, holiday parties and more. Hosts looking for an extra special experience will find that Marlins Park offers the perfect "field of dreams" setting against the backdrop of downtown Miami. Choose to have the roof closed for air-conditioned comfort year-round or retract the roof to enjoy the sun or stars. Plus, hosts can wow their guests by activating the Marlins Vision Scoreboard for special video presentations, followed by lunch or dinner and cocktails on the field.

PARTIES ON THE PLAZA

The one-of-a-kind architecture and tropical landscaping at Marlins Park's outdoor plazas serve as stunning settings for any outdoor event. Choose one of the plazas or surface lots for a variety of pre-event activation options as your guests arrive, or as a beautiful outdoor setting for the event itself. These areas are perfect for everything from evening galas to trade shows. The retractable roof may also be opened to offer a shaded and rain-protected setting for outdoor events on the West Plaza.

BOBBLEHEAD MUSEUM

The Bobblehead Museum display on the Promenade Level is the first of its kind in baseball and is located near Sections 14 and 15. It features a collection of current and former Marlins player bobbleheads, as well as current and past players, managers, broadcasters and mascots throughout Major League Baseball history. This display holds approximately 600 bobbleheads and regularly features new entries. The entire structure moves ever so slightly, which causes the heads to bobble. The display features an electronic bobblehead locator, making it an interactive and fan-friendly exhibit.



'GREEN' BALLPARK

Marlins Park is the first retractable-roof LEED Gold Certified facility in the world. The ballpark's environmentally friendly design incorporates conservation, sustainability and energy efficiency. During construction, the Miami Marlins recycled more than 98% of the construction waste and engaged in pollution prevention plans. The design of the ballpark and the materials selected help promote conservation, pollution prevention as well as water reduction and energy efficiency. The Marlins also engaged in an indoor air quality plan to ensure the comfort and well-being of all fans.

MARLINS PARK AWARDS/RECOGNITIONS

COMPANY	CATEGORY	AWARD TITLE	GROUP RECOGNIZED	DATE RECEIVED
ABC Excellence in Construction	Mega-Projects (More than \$100 million)	Pyramid Award - National Award	Hunt/Moss, A Joint Venture	December 1, 2012
ABC-FEC Excellence in Construction	Mega-Projects (More than \$200 million)	Eagle Award	Hunt/Moss, A Joint Venture	October 1, 2012
ABC-FEC Excellence in Construction	Other Specialty Construction	Eagle Award	Formworks/ Baker Concrete JV	October 1, 2012
ABC-FEC Excellence in Construction	Interiors, Acoustical, Drywall, Millwork or Plaster	Eagle Award	Designer's Specialty Millwork	October 1, 2012
ABC-FEC Excellence in Construction	Mechanical (More than \$20 million)	Eagle Award	Kirlin Florida, LLC	October 1, 2012
Alliance to Save Energy	America's Top 7 Energy-Efficient Baseball Stadiums	Ranked #1	Marlins Park	October 1, 2012
Construction Association of South Florida	Ornamental Metal	Craftmanship Award	Designer's Specialty Millwork	November 1, 2012
Construction Association of South Florida	Glass & Glazing	Craftmanship Award	Crown Corr	November 1, 2012
Construction Association of South Florida	Ceramic Tile	Craftmanship Award	Artisan Tile	November 1, 2012
Construction Association of South Florida	Stucco	Craftmanship Award	KHS&S Contractors	November 1, 2012
Engineering News Report	National Sports & Entertainment	Best Project	Marlins Park	December 1, 2012
Engineering News Report	Southeast Sports & Entertainment	Best Project	Marlins Park	November 1, 2012
Engineering News Report	Southeast Overall	Project of the Year	Marlins Park	November 1, 2012
Florida Institute of Consulting Engineers	Structural Systems	Grand Award	Walter P Moore and Bliss & Nyitray	November 1, 2012
Florida Parking Association	Parking Structure: New Design	Grand Award	Timothy Haahs & Associates, Inc. and Leo A. Daly	December 1, 2012
Planet Professional Landcare Network	2012 Environmental Improvement Awards Program	Grand Award	ValleyCrest Landscape Development	November 1, 2012
U.S. Green Building Council	Leadership in Energy and Environmental Design (LEED)	First Retractable Roof Sports Facility in the World to Receive LEED -Gold Certification	Marlins Park	May 1, 2012
Urban Land Institute	2012 Vision Awards	Award Finalist	Marlins Park	August 1, 2012



EVENTS AT MARLINS PARK

Marlins Park is home to much more than just baseball. During its brief existence, the ballpark has played host to a variety of diverse events.

From charity walks and concerts to football games and soccer matches, the ballpark hosts myriad of events each year that contribute immensely to the vibrant culture of Miami. On November 13, 2012, the national teams of Venezuela and Nigeria faced off in the first ever soccer match at Marlins Park. In addition, Marlins Park brought football back to the original Orange Bowl site by hosting the Miami Beach Bowl for three years, beginning in 2014.

The Taste of Miami is another signature event hosted at Marlins Park. The evening is filled with food, drinks and live entertainment that showcase the uniqueness of Miami. Other events hosted at the ballpark have included Give Miami Day, Joel Osteen, Monster Jam, La Feria de Las Americas, Grand Slam Party Latino, Tiger Direct Bash, Beck's Oktoberfest and Miami Beerfest. The South Florida community has also been able to enjoy this unique facility. Bar mitzvahs and weddings have been held at the ballpark, as well as homecoming dances and graduations for local high schools. On October 14, 2017, Marlins Park hosted Somos LIVE!, a benefit concert to support disaster relief for Puerto Rico, South Florida, the Caribbean and Mexico following Hurricane Irma and a devastating earthquake in Mexico.

On February 13, 2015, Major League Baseball awarded the 2017 All-Star Game to the Miami Marlins and Marlins Park, marking the first Midsummer Classic hosted by the city of Miami. The 2017 Midsummer Classic took place on July 11, with the American League defeating the National League, 2-1, in 10 innings.



Marlins CEO Derek Jeter announces \$200,000 donation to disaster relief at Somos LIVE! on behalf of the Marlins Foundation.

ART IN PUBLIC PLACES AT MARLINS PARK

Marlins Park features five art installations that differentiate it dramatically from other ballparks in the country. This effort was part of Miami-Dade County's Art in Public Places initiative.

Miami-Dade Art in Public Places serves the community through the implementation of art installations and educational programming dedicated to enriching the public environment and to preserving and enhancing the artistic and civic pride of Miami-Dade County. Miami-Dade Art in Public Places promotes collaboration and creative art projects that improve the visual quality of public spaces. At their most successful, these public art installations can transform public spaces from ordinary civic areas to sites that can lift the spirit and connect with the community.

For more information on the art at Marlins Park, please visit www.marlins.com/marlinspark.

MIAMI MARLINS COMMUNITY OUTREACH PHILOSOPHY

The Miami Marlins organization is an active member of the South Florida community. By supporting community and charitable causes, we are exercising our commitment to Corporate Social Responsibility.

Through Marlins Ayudan and outreach activities, the Marlins continuously reach beyond the walls of the ballpark to meet face-to-face with fans of all ages. Baseball is a family game, and we are committed to ensuring that the Marlins impact every member of our diverse community in a positive manner.

We are committed to building a brighter future for South Florida. With support from the Marlins Foundation, Miami Marlins Community Outreach aims to leave a lasting legacy through a focused offering of programs and initiatives.

YOUTH PROGRAMS

The foundation of every child's future is a strong mind and a strong body. Through education, the arts and baseball, the Marlins provide the tools for Florida's youth to develop both their minds and bodies in a positive manner.



EDUCATION

Marlins Think Tank

Marlins Think Tank is an online curriculum enhancement program that utilizes the Marlins as the basis for the lessons. Marlins Think Tank aims to enhance the learning experiences of children in grades 4-6 by linking baseball to the curriculum areas of language arts, mathematics, geography, health/fitness, technology, engineering and science. A unique career day component featuring Marlins front office staff provides high school students and beyond the opportunity to explore various career options in professional baseball. This section features:



Marlins Think Tank Week

Every year, classrooms that take advantage of the Marlins Think Tank curriculum have the opportunity to meet a Miami Marlin. During Marlins Think Tank Week, the entire Miami Marlins player roster, coaches, and broadcasters canvas the tri-county area, listening to presentations from students, learning what the students learned, and sharing their own personal experiences in education and what it means to them. Marlins Think Tank Week takes place during May, Education Month.

Teacher Appreciation Night

The Marlins recognize the Teacher of the Year from Miami-Dade, Broward, Monroe and Palm Beach counties during a pre-game ceremony. Complimentary tickets are given to every school's Teacher of the Year nominee.

Breaking Barriers Essay Contest

Through Major League Baseball the Marlins offer the Breaking Barriers essay contest to all students in grades 4-8. Students are required to submit an essay about barriers or obstacles they have faced or are still facing in their lives, and how they used the values exemplified by Jackie Robinson to deal with those obstacles.

Tours

The Marlins offer behind-the-scenes tours of the state-of-the-art Marlins Park to schools and classrooms. Schools receive a 20 percent discounted rate and for every ten students, one chaperone receives a complimentary tour. Specialized school tours offered include "Green" tours, Art in Public Places tours, and History of Sport tours.

THE ARTS

The Marlins recognize that an important part of developing a strong mind is stimulating creativity and imagination. The Marlins host programs to enhance the lives and learning of children and adults alike via the arts.

The Marlins Think Tank Art Contest

The Marlins Think Tank Art Contest artistically engages the youth of South Florida. Young artists are invited to participate in the Holiday Series. This Series invites elementary, middle and high school students to create the cover of the Marlins Foundation's holiday card. Art is always original and can use various mediums.

BASEBALL

PLAY BALL

Play Ball is a joint program between MLB, USA Baseball, USA Softball and Minor League Baseball to encourage participation in both formal and casual baseball and softball activities. PLAY BALL aims to give kids the opportunity to enjoy the game in a fun environment by highlighting the many ways baseball and softball can be played by providing a memorable experience. Whether it is organized baseball or softball, a pick up whiffle ball game or simply a game of catch in the back yard. The Marlins are committed to Major League Baseball's PLAY BALL initiative and encourage kids of all ages to engage in play.

Marlins Youth Baseball Clinic Series

The Marlins Youth Baseball Clinic Series allows Marlins coaches and players the opportunity to pass along their baseball knowledge. In order to give children the experience of learning baseball from professionals, the Marlins conduct clinics on select Saturday mornings throughout the year. Marlins players and coaches reinforce the fundamentals of pitching, hitting and fielding.

RBI

Reviving Baseball in Inner Cities (RBI) is a youth program offering children ages 13-18, who live in disadvantaged areas, the opportunity to participate in organized baseball. This program is designed to promote interest in baseball, academic achievement and social responsibility in under-served areas of South Florida. The Marlins supply the uniforms, umpires and equipment for more than 500 children. All participants enjoy a fun and competitive summer league, clinics hosted by Marlins players and alumni, recognition on the field during RBI Night, and the opportunity to be selected for the RBI All Star team that competes in the Southeast Regional Tournament.

Jr. RBI

The Marlins have partnered with the City of Miami Parks and Recreation Department and the Miami-Dade County Parks and Recreation to offer the Jr. RBI league. Through the league, children have the opportunity to begin playing in the T-ball division and advance through the Coach Pitch division and into the Kid Pitch division. The league has been funded through the Marlins Foundation. The program allows kids the opportunity to begin playing baseball at a younger age so that they may eventually graduate into the RBI program.

MARLINS RBI SOUTHEAST REGIONAL CHAMPIONS		
BASEBALL JUNIORS	BASEBALL SENIORS	SOFTBALL
2014	2015	2000
2013	2008	1999
2010	2005	1998
2009	2004	
2005	2003	
2004	1999	
2003	1998	
1999	1996	
1998	1994	
1997		
1996		
1994		
1993		

Bold Italics - RBI World Series Champions

RBI Scholarship Opportunities

Major League Baseball Charities has awarded college scholarships, each valued at \$5,000 per year over four years to high school seniors who participate in RBI. Students receive the grants through the "RBI for RBI" Scholarship Fund, created to provide financial support for select college-bound student-athletes. Six Marlins RBI participants have received the scholarship over the past five years.

To expand opportunities, in 2014 the Miami Marlins launched the Marlins RBI scholarship. The Marlins RBI Scholarship is awarded to two current Marlins RBI League participants. These awards are to support student athletes who will not be receiving a full athletic scholarship, but possess a desire to continue their academic education. The 2017 recipients included Grethell Santos from St. Thomas University, and Mariah Hernandez from Mater Lakes Academy, currently attending University of Florida.

Baseball Tomorrow Fund Equipment Drive

Marlins fans are encouraged to donate new or lightly used equipment to the Baseball Tomorrow Fund Equipment Drive. Marlins players also participate by conducting a collection in the clubhouse and contributing their own equipment to this worthy cause. The collected equipment is distributed to disadvantaged ballplayers throughout South Florida and the Caribbean.

HEART AND HUSTLE AWARD

The Marlins presented the 2017 Heart and Hustle Award to J.T. Realmuto. The award, given out by the Major League Baseball Players Alumni Association (MLBPAA), honors active players who demonstrate a passion for the game of baseball and best embody the values, spirit and tradition of the game. It is voted on by former players.



COMMUNITY OUTREACH

Marlins Ayudan

Marlins Ayudan (Spanish for "help") is the signature outreach initiative of the Miami Marlins. The purpose of Marlins Ayudan is to provide a sustainable corps of volunteers willing and ready to effectuate positive change in our community. It is the fabric of our corporate culture and engages every front office employee with schools and charities throughout South Florida.

The goal of Marlins Ayudan is to leave a lasting legacy through impactful service activities that tackle South Florida's most pressing needs. We aspire to be known by our neighbors, residents and fans as a corporate leader in volunteerism that makes a difference every day.

Easily identified by the signature Blue Jerseys, members of the Miami Marlins Front Office have contributed over 52,000 hours of community service since the inception of the program in 2010. Furthermore, the Marlins Ayudan program has established partnerships and traditions of giving that inspire employees to pursue their passions and contribute their time and talents year-round.

The three-tier Ayudan methodology consists of organizational service days, team events and individual volunteer opportunities.

Marlins Ayudan is a direct and visible demonstration of our Corporate and Social Responsibility.



Day of Philanthropy and Service

Once per year the Marlins organization closes its doors, and sends the entire front-office to complete a large-scale service project. In 2017, the Marlins Ayudan Day of Philanthropy and Service was hosted in conjunction with the Miami Foundation's Give Miami Day – the single largest day of giving in Miami-Dade County. Marlins Ayudan's efforts led to over \$208,000 in donation to various non-profit organizations. During the same day, Marlins Ayudan completed eight simultaneous service projects. The nine non-profits selected were Miami Rescue Mission, Miami-Dade County Animal Services, Shake-A-Leg Miami, South Florida After-School All-Stars, Special Olympics Florida, Feeding South Florida, Up2Us Sports, Hands on Miami and Miami Lighthouse for the Blind.

Day of Civic Philanthropy and Engagement

The Marlins closes its doors a second day to engage the community. Front office employees canvas South Florida completing Random Acts of Kindness. Each year employee volunteers are tasked with engaging the community philanthropically as well. In 2017 Blue Shirts spent the day rewarding "All-Stars" out in the community. Each team also took one student from their partner school holiday shopping at Target.

Marlins Ayudan School Partnership Program (MASPP)

Through this initiative, Marlins Ayudan Blue Shirts impact the lives and education of the youth in Miami Dade County Public Schools. Volunteers and programs are guided by focused involvement with students, faculty and staff at seven partner schools. Signature offerings include a literacy program, a mentorship program, and a Career Workshop Series.

2016-2018 Marlins Ayudan Partner Schools:

The 2016-2018 Partner schools were selected by an application process and include: Citrus Grove Elementary, Lenora B. Smith Elementary, Kinloch Park Middle and Miami Senior High School.

Literacy Program

Reading A-Z's mission says that, "Literacy is the key to success, not just in school, but in life". Marlins Ayudan utilizes this web-based program along with its application, RAZ Kids in 1-hour tutoring sessions with 20 students in need at each partner elementary school. Marlins Ayudan implements with the "I do, We do, You do" method to achieve literacy.

Mentorship Program

The Marlins Ayudan Mentorship Program was developed specifically for Middle School Partners. The program engages teams of Marlins Ayudan Mentors and Middle School Mentees in a series of sessions designed around the Nine Values of Jackie Robinson. A Marlins Ayudan Mentor is a caring Blue Shirt who devotes time to help young people discover their strengths and achieve their potential. Blue Mentors serve as a positive role model and encourage young people to explore their identity and open their eyes to future possibilities.

Career Workshop Series

The Career Workshop Series offers students a real-world glimpse at a variety of disciplines as they begin to think about the types of careers to explore later in life. The program teaches "Major League Essentials for Young Leaders"- Vocation, Ethics, Professionalism, Commitment, and Networking and is offered to MASPP School Miami High as well as the Sports Leadership and Management Academy (S.L.A.M.). The schools also visited the University of Miami, Florida International University and Miami-Dade College Wolfson Campus. At each college they were given a tour and met with someone from admissions, registration, financial aid and housing.

Player Appearances

Marlins players make various community visits throughout the year. Visits to schools, hospitals, youth centers and local businesses give the players the opportunity to interact with fans outside the ballpark.

Youth Baseball and Softball Partnership Program

The Marlins invite youth baseball and softball leagues throughout South Florida to become partners. Benefits include access to group rates for tickets, parades for league participants and exclusive league recognition during games.

Ballpark Buddies/Corporate Partners for Youth

Through the Ballpark Buddies program, tickets are distributed to local charities and underprivileged youth groups throughout the season. The tickets are provided by the Marlins Corporate Sponsors as well as the Commissioners Community Initiative.

Group Fundraising Efforts

The Marlins offer special group rates for events such as Salute to Youth Baseball Days, Scout Nights, Religious Organization Nights and Baseball Buddies. For more information, contact Marlins Group Sales at 1-877-MARLINS.

PLAYER/COACH INITIATIVES

Brad Ziegler: Past Time for Patriots

Through his initiative, Brad Ziegler supports the Special Operations Warrior Foundation. On select Fridays, special operations members and their families are treated to a unique Marlins experience. The Special Operations Warrior Foundation is committed to providing scholarship grants – not loans – to over 1,100 children, who survive over 900 special operations service members who gave their lives in service to our country. The foundation also provides immediate financial assistance to severely wounded and hospitalized special operations service members.

Marín Prado: Very Prado You

Through his program Very Prado You, Martin Prado's mission recognizes and rewards students for their academic achievements. These achievements include perfect attendance, as well as academic excellence and improvements. Prado's mother, Irma, stressed the importance of education always coming first, which inspired him to create a program that rewards students for their hard work.

MARLINS FOUNDATION

Mission Statement

The Marlins are committed to leaving a legacy that will make our fans, neighbors and partners proud through the values of Corporate Social Responsibility.

The Marlins Foundation is committed to improving the lives of our youth through education, the arts and baseball, with a focus on children with special needs. The funds raised by the Foundation provide unique experiences for kids in our schools, parks and on the water. More than \$10 million has been invested in the local community since the approval of Marlins Park.

Charity Partners

During the Inaugural Season at Marlins Park, the Marlins Foundation made a pledge to partner with non-profit organizations to serve South Florida's youth through unique and innovative programming. Established in 2012, the Marlins Charity Partner Empowerment Fund has become the signature program for awarding gifts to non-profit organization that are impacting our local community. Since the program's inception, 18 organizations have held the distinction of Marlins Charity Partner and more than \$1.5 million has been invested in these organizations. Any organization may apply for consideration.

Past Marlins Charity Partners include: 5000 Role Models of Excellence Project, Best Buddies, Big Brothers Big Sisters of Greater Miami, Boys & Girls Club of Miami, Breakthrough Miami, City Year Miami, Educate Tomorrow, Feeding South Florida, Miami Children's Health System Foundation, Miami Children's Museum, Miami Lighthouse for the Blind & Visually Impaired, Miracle League of Miami-Dade, Shake-A-Leg Miami, South Florida After-School All-Stars, Special Olympics Florida-Miami-Dade, Teach for America-Miami-Dade, Up2Us Sports and Young Art Museum

Fundraising Events

Each year the Marlins Foundation host fundraising events to benefit Charity Partners and programs of the Marlins Community Outreach department. For a full list of event dates, visit marlins.com/community.





BASEBALL... IT'S IN OUR DNA

LIVE LOOK-INS AND ANALYSIS ON MLB TONIGHT™
PLUS 5 LIVE GAMES EACH WEEK



OUR NATIONAL PASTIME
ALL THE TIME®



GO TO FINDMLBNETWORK.COM FOR CHANNEL LINEUP.
© 2018 MAJOR LEAGUE BASEBALL PROPERTIES, INC. ALL RIGHTS RESERVED.



FRONT OFFICE



2018 MIAMI MARLINS FRONT OFFICE

EXECUTIVE MANAGEMENT

Chairman and Principal Owner.....	Bruce Sherman
Chief Executive Officer.....	Derek Jeter
President, Baseball Operations.....	Michael Hill
Senior Vice President and Chief of Staff.....	Caroline O'Connor
Executive Vice President & Chief Financial Officer.....	Michel Bussiere
Executive Vice President, Operations and Events.....	Claude Delorme
Senior Vice President, Strategy & Development.....	Adam Jones

ADMINISTRATIVE SERVICES

Executive Assistant to the CEO.....	Nicolette Lawrence
Executive Assistant to the Executive V.P., Operations and Events.....	Teresita Garcia
Executive Assistant to the President, Baseball Operations.....	Amanda Guevara
Executive Assistant to the VP & Head of Corporate Partnerships.....	Judy Cavanagh
Executive Assistant, Ballpark Operations and Facilities.....	Ingrid Noguera
Coordinator, Chief of Staff Office.....	Karen De Leon

ADMINISTRATION

Vice President, Human Resources.....	Ana Hernández
Manager, Human Resources.....	Giselle Lopez
Coordinator, Human Resources.....	Alex Vigil
Coordinator, Human Resources.....	Kaitlyn Stolzenberg
Director, Risk Management.....	Fred Espinoza
Coordinator, Risk Management.....	Claudia Avila
Supervisor, Office Services.....	Karl Heard
Assistant, Office Services.....	Donna Kirton

BALLPARK OPERATIONS/FACILITIES

Senior Director, Ballpark Operations.....	Michael Hurt
Director, Game Services.....	Antonio Torres-Roman
Director, Parking.....	Michael McKeon
Manager, Guest Services.....	Cristina Corpion
Manager, Event Coordination.....	William Green
Coordinator, Ballpark Services.....	Christopher Sobron
Coordinator, Ballpark Services.....	Maleche Eugene
Coordinator, Game Services.....	Anthony Favata
Coordinator, Game Services.....	Ashley Molina
Coordinator, Game Services.....	Elliot Saks
Coordinator, Guest Services.....	Nathaly Fields
Coordinator, Special Events.....	Gisella Silva
Receptionist.....	Zucel Riera

BASEBALL OPERATIONS

Assistant General Manager.....	Brian Chaffin
Advisor, Baseball Operations.....	DJ Svihlik
Director, Team Travel.....	Manny Colon

BASEBALL ANALYTICS

Senior Analyst.....	Myles Ethan Lewis
Analyst.....	Bradley Woodrum

SCOUTING, PLAYER DEVELOPMENT, INTERNATIONAL OPERATIONS

Vice President, Player Development and Scouting.....	Gary Denbo
Vice President, Scouting.....	Stan Meek
Director, Player Personnel.....	Daniel Greenlee
Director, Pro Scouting.....	Jim Cuthbert



2018 MIAMI MARLINS FRONT OFFICE

Director, Player Development.....	Dick Scott
Director, International Operations.....	Fernando Seguignol
Advisor, Player Personnel.....	Paul Ricciarini
Assistant Director, Player Development.....	Brett West
Assistant Director, Amateur Scouting.....	Michael Youngberg
Manager, Player Development & Scouting.....	Geoff DeGroot
Coordinator, Advanced Scouting.....	Garrick Chaffee
Coordinator, Minor League Clubhouse & Equipment.....	Mark Brown
Coordinator, Player Development & International Operations.....	Hector Crespo
Coordinator, Minor League Strength & Conditioning.....	Kevin Barr
Major League Video Coordinator.....	Joey Nero
Minor League Video Coordinator.....	Joseph Lisewski
Assistant, Pro Scouting.....	Preston Higbe
Assistant, Pro Scouting.....	Alexandra Rigoli
Assistant, Amateur Scouting.....	Joshua Kapiloff
Assistant, International Operations.....	Jacob Jola

BUSINESS ANALYTICS

Director, Business Analytics.....	Christian Lowe
Ticket Sales Analyst.....	Michael Charysh
Business Analytics Analyst.....	Alex Zacharkiewicz

COMMUNICATIONS, OUTREACH AND BROADCASTING

Vice President, Communications & Outreach.....	Jason Latimer
--	---------------

COMMUNICATIONS

Director, Publications & Baseball Information.....	Marty Sewell
Manager, Baseball Information.....	Joe Vieira
Manager, Communications & Spanish Media Liaison.....	Jon Erik Alvarez
Coordinator, Communications.....	Maria Armella

BROADCASTING

Manager, Broadcasting.....	Kyle Sielaff
Broadcaster, Television.....	Paul Severino
Broadcaster, Television.....	Todd Hollandsworth
Broadcaster, Pre/Post Game Television.....	Jessica Blaylock and Craig Minervini
Broadcaster, Radio.....	Dave Van Horne
Broadcaster, Radio.....	Glenn Geffner
Broadcaster, Spanish Radio.....	Yiky Quintana
Broadcaster, Spanish Radio.....	Jose Luis Napoles

COMMUNITY OUTREACH

Senior Director, Community Outreach.....	Angela Smith
Manager, Community Outreach & Marlins Ayudan.....	Nicholas Crimarco
Manager, Community Outreach & Youth Baseball.....	Jamal Knibbs
Coordinator, Community Outreach Initiatives.....	Natalie Martinez
Coordinator, Youth Baseball.....	Jason Ramos

MIAMI MARLINS FOUNDATION

Vice President & Executive Director, Marlins Foundation.....	Alfredo Mesa
Director, Marlins Foundation.....	Alan Alvarez
Manager, Foundation Events & Initiatives.....	Sarah Garcia

CORPORATE PARTNERSHIPS

Vice President, Head of Corporate Partnerships.....	David Oxfeld
Director, Corporate Partnerships.....	Ian Parker
Manager, Corporate Partnerships.....	Jose Bowles
Manager, Client Services.....	Sheri Fanucci



2018 MIAMI MARLINS FRONT OFFICE

Manager, Client Services..... Jason Golden
 Coordinator, Corporate Partnerships..... Amy Groover
 Specialist, Corporate Partnerships.....Christie Gonzalez

CREATIVE SERVICES

Manager, Creative Services.....Taylor Bolles
 Copywriter.....Mike Isa
 Production Administrator..... Pablo Ferreira
 Brand Photographer..... Joshua "Cato" Cataldo
 Graphic Designer.....Kevin Curtis
 Producer, Digital Signage.....Julio Galan
 Assistant Producer, Digital Signage..... Javier Castellanos
 Coordinator, Video Production.....Julio Jauregui
 Coordinator, Video Production.....Dennise Ramirez

FACILITIES

Vice President, Facilities..... Jeffrey King
 Manager, Maintenance..... Michael Vazquez
 Supervisor, Command Center..... Deborah Salsberg
 Electrician.....Gilberto Diaz
 Electrician.....Yuniel Diaz
 HVAC Technician.....Aldo Alpizar
 HVAC Technician..... Daniel Hernandez
 HVAC Mechanic.....Robinson Rios
 Carpenter..... Clifford Williams, Jr.
 Mechanic..... Anthony Herring
 Plumber..... Vladimir Leon
 Command Center Operator.....Otilio Morera, Jr.
 Command Center Operator..... Vanessa Suarez
 General Maintenance Technician.....Alberto Zelie

FINANCE

Senior Vice President, Finance.....Susan Jaison
 Administrator, Payroll..... Carolina Calderon
 Coordinator, Payroll.....Edgar Perez
 Director, Accounting..... Michael Mullane
 Supervisor, Accounts Payable.....Anthony Paneque
 Senior Staff Accountant..... John Cantalupo
 Coordinator, Accounts Payable.....Brian Weeks
 Coordinator, Accounting..... David Villa

GAME PRESENTATION AND SCOREBOARD OPERATIONS

Executive Producer, Game Presentation & Scoreboard Operations.....Luis Dones
 Chief Engineer, Game Presentation & Scoreboard Operations..... Robert Castillo
 Assistant Engineer, Game Presentation & Scoreboard Operations.....Chad Messina
 Lead Editor, Game Presentation & Scoreboard Operations..... Ronald Rivas
 Coordinator Engineering, Game Presentation & Scoreboard Operations.....Steven Boyer

GROUNDS CREW

Director, Grounds..... Chad Cowic-Mulholland
 Manager, Grounds..... Gregory Jones
 Supervisor, Grounds..... Javier Carrillo-Millan
 Supervisor, Grounds..... Nicholas Wolcott
 Grounds Crew.....Carlos De Leon
 Grounds Crew.....Ryan Morey
 Grounds Crew.....Ameer Johnson

FRONT OFFICE

FIELD AND CLUBHOUSE STAFF

PLAYERS

2017 IN REVIEW

CLUB HISTORY

POSTSEASON HISTORY

PLAYER DEVELOPMENT

2018 OPPONENTS

GENERAL INFORMATION



2018 MIAMI MARLINS FRONT OFFICE

INFORMATION TECHNOLOGY

Senior Director, Information Technology	David Enriquez
Manager, Database and Applications	David Kuan
Manager, Network Services	Alexis Farres
Systems Architect	Raul Ocampo
Infrastructure Administrator	Eduardo Viamontes
IT Analyst	Luis Navarro
Systems Administrator	Ruben Prieto

LEGAL

Vice President & General Counsel	Ashwin Krishnan
Associate Counsel	Stephanie Galvin
Executive Assistant, Legal & Finance	Sadé Diaz

MARKETING

Senior Director, Strategy & Engagement	Alex Buznego
Director, Events & Promotions	Juan Martinez
Director, Marketing	Sara Kamber
Manager, Marketing	Melisa Ramos
Manager, Marketing Operations	Boris Menier
Manager, Events & Promotions	Sergio Xiques
Supervisor, Promotions	Rafael Capdevila
Manager, Digital Marketing	Joseph Cervone
Coordinator, Digital Marketing	Sarah Penalver
Coordinator, Marketing	Mariah Monahan
Coordinator, Marketing	Karry Pomes
Coordinator, Entertainment & Promotions	Lauren Licamara

MEDICAL AND CLUBHOUSE

Medical Director	Lee Kaplan, M.D.
Senior Medical Advisor	Dan Kanell, M.D.
Head Athletic Trainer	Dustin Luepker
Assistant Athletic Trainer	Mike Kozak
Assistant Athletic Trainer	Gene Basham
Strength and Conditioning Coach	Ty Hill
Video Coordinator	Joseph Nero
Equipment Manager, Home Clubhouse	John Silverman
Manager, Visiting Clubhouse	Rock Hughes
Assistant Manager, Home Clubhouse	Michael Diaz

RETAIL OPERATIONS

Manager, Retail Operations	Robyn Feinstein
Supervisor, Retail Game Operations	Daniella Muenta
Supervisor, Retail Warehouse	Manny Rodriguez
Coordinator, Authentics	Lazaro Garcia
Coordinator, Retail Operations	Yandy Blanco

SALES AND SERVICE

Vice President, Sales and Service	Ryan Bertschman
---	-----------------

SALES

Director, Suites	Truscott Miller
Manager, Inside Sales	David Campbell
Senior Account Executive, Suites	Chema Sanchez
Account Executive, Suites	Greg Lynch
Senior Account Executive, Business Development	Daniel Saucier

FRONT OFFICE

FIELD AND CLUBHOUSE STAFF

PLAYERS

2017 IN REVIEW

CLUB HISTORY

POSTSEASON HISTORY

PLAYER DEVELOPMENT

2018 OPPONENTS

GENERAL INFORMATION



2018 MIAMI MARLINS FRONT OFFICE

Senior Inside Sales Representative.....	Jairo Acevedo
Senior Inside Sales Representative.....	William Noel III
Senior Inside Sales Representative.....	Isaac Paladino
Coordinator, Sales & Service.....	Patty Lora

SERVICE

Director, Business Development & Retention.....	Thomas Peluso
Manager, Corporate Engagement.....	Thomas Knapp
Manager, Customer Service.....	John-Albert Rodriguez
Manager, Service & Retention.....	Brian Jemison
Manager, Suite Services.....	Julie Gregory
Senior Account Executive, Service & Retention.....	Jason Liss
Account Executive, Service & Retention.....	Jeffrey Gutierrez
Account Executive, Service & Retention.....	Eric Sutcliffe
Account Executive, Service & Retention.....	Samantha MacIntosh
Account Executive, Service & Retention.....	Nicholas Walko
Manager, Fan Loyalty.....	Cristina Blanco

GROUP SALES

Director, Group Sales & Special Events.....	Charles Sano
Manager, Group Sales & Special Events.....	Bray Ladow
Senior Account Executive, Group Sales & Special Events.....	Kathleen Massolio
Senior Account Executive, Group Sales & Special Events.....	Mario Signorello
Account Executive, Group Sales & Special Events.....	Shoshana Baker-Bradley
Account Executive, Group Sales & Special Events.....	David Felt
Coordinator, Group Sales & Special Events.....	Enrique Diaz

SECURITY

Director, Security.....	Michael Bracci
Assistant Director, Security.....	William Jameson
Security Officer.....	Griselda Bonachea
Security Officer.....	Walter Clarit
Security Officer.....	Alfonso Flores
Security Officer.....	Pedro Lanuza
Security Officer.....	Jahaira Mendez
Security Officer.....	Mariela Padilla
Security Officer.....	Adam Stafford
Security Officer.....	Daniella Valbuena
Security Officer.....	Joseph Ventura-Stern
Security Officer.....	Alan Young
Coordinator, Loading Dock.....	Rosmel Onate

TICKET OPERATIONS

Director, Ticket Operations.....	Mardi Dilger
Manager, Vault.....	Jose Braojos
Manager, Ticket Operations.....	Ossie Alvarez
Coordinator, Ticket Operations Season Sales.....	Gerardo Fernandez
Coordinator, Ticket Operations Group Sales.....	Juan Carlos Diaz
Coordinator, Ticket Operations.....	Luis Caminero
Coordinator, Ticket Operations Reporting & Assist Vault.....	John Jola



THIS IS THE PEPSI FOR EVERY PITCH.

PEPSI-COLA
SINCE 1898

OFFICIAL SOFT DRINK OF THE
MIAMI MARLINS



SAME GREAT PEPSI TASTE
RETRO DESIGN





BRUCE SHERMAN

CHAIRMAN & PRINCIPAL OWNER

Bruce Sherman enters his first season as Principal Owner of the Miami Marlins. Mr. Sherman serves as Chairman of the Board, representing the fourth ownership in Club history after receiving unanimous approval from Major League Owners to acquire the team effective October 2, 2017. Mr. Sherman serves on Major League Baseball's Investment Committee.

Mr. Sherman is also currently Chairman and Chief Executive Officer of M4 Capital, having retired from his position as Chief Executive Officer of Private Capital Management ("PCM") in 2009. He launched PCM in 1986 and built it into the largest independent asset manager in the Southeastern United States prior to selling the firm to Legg Mason in 2001. Following the sale, he retained autonomy over PCM's portfolio management and investment research and led the company to a prestigious #1 ranking in the country as measured by Nelson's "World's Best Money Managers" for ten years, ending December 31, 2005.

Mr. Sherman has invested professionally and personally in the South Florida community. Mr. Sherman has two daughters and four grandchildren, and is married to Cynthia Sherman, a retired partner of international law firm Rogers & Wells. Over the past fifteen years, Mr. Sherman has served on the Board of Directors of Artis-Naples, the premier center for the performing and visual arts in Southwest Florida. Mr. and Mrs. Sherman are also Lifetime Trustees for the Naples Children & Education Foundation, supporting underprivileged and at-risk children in Collier County.

Mr. and Mrs. Sherman founded the Bruce and Cynthia Sherman Charitable Foundation, which administers the Sherman Prize to recognize and reward leading individuals who go above and beyond to make exceptional, pioneering contributions and inspire tomorrow's innovators in the fight to overcome Crohn's disease and ulcerative colitis. The Shermans also endow the Bruce and Cynthia Sherman Professorship in Urological Research and Innovation at New York University's School of Medicine.

Mr. Sherman graduated from the University of Rhode Island in 1969 and earned a Master in Business Administration from Bernard Baruch College in 1973.



Marlins Chairman and Principal Owner speaks to Season Ticket Members and the media at Marlins Park



DEREK JETER

CHIEF EXECUTIVE OFFICER

Derek Jeter enters his first season as CEO of the Miami Marlins, following a 20-year career as a Major League Baseball player. Mr. Jeter is also part of the Miami Marlins ownership group, the fourth in Club history, achieving unanimous approval by Major League Owners and acquiring the team on October 2, 2017. As CEO, Mr. Jeter oversees the organization's day-to-day business and baseball operations. He is also a member of MLB's Competition Committee.

In 2014, Mr. Jeter launched The Players' Tribune and serves as the founding publisher. The online venture provides athletes with a platform to connect directly with fans, in their own words, showcasing first-person stories from athletes, and giving fans unique insight into the daily sports conversation while bringing them closer to the game. The publication received the inaugural Sports Breakthrough of the Year award at the 2017 Sports Business Awards and appeared on Fast Company's 2017 Most Innovative Companies list.

A 14-time All-Star, Mr. Jeter won five World Series championships, five Rawlings® Gold Gloves, and five Louisville Slugger® Silver Slugger awards. He compiled the sixth-most hits in Major League history (3,456), while setting club records in hits, games played (2,747), doubles (544), stolen bases (358), at-bats (11,195), singles (2,595) and hit-by-pitches (170). On May 4, 2017, Jeter became the 22nd player in Yankees history to have his number retired.

In the midst of his American League Rookie of the Year season in 1996, Mr. Jeter started the Turn 2 Foundation, designed to create and support signature programs and activities that motivate young people to turn away from drugs and alcohol and 'Turn 2' healthy lifestyles. Since its inception, the Turn 2 Foundation has awarded more than \$23 million to create and support its programs. His Jeter's Leaders program is the signature initiative of the Turn 2 Foundation designed to promote healthy lifestyles, academic achievement, and social change activism among high school students. Through this program, Jeter's Leaders have been able to participate in Jeter's Leaders Social Change Project, a week-long event created to make a positive difference in a community outside of their hometown. In addition to the Social Change Project, the Jeter's Leaders Leadership Conference brings high school students together and offers workshops, team-building exercises, and service work in an effort to educate, motivate and entertain students as they complete high school and prepare for college.

Mr. Jeter's community service has been recognized throughout his career. He received the Joan Payson Award for community service in 1997, presented annually by the New York chapter of the Baseball Writers Association of America; was honored with the Sporting News' Good Guy in Sports award in 2002; and was selected as the 2009 Roberto Clemente Award winner – given annually to the Major League Baseball player who combines a dedication to giving back to the community with outstanding skills on the baseball field.

In addition to his focus on philanthropic efforts, Mr. Jeter established several personal business ventures upon his retirement from Major League Baseball. In 2013, he launched Jeter Publishing under Simon & Schuster, with a focus on adult nonfiction and children's books. Mr. Jeter has authored both adult and children's books.



Marlins CEO Derek Jeter handing out turkeys during the Marlins ninth annual Thanksgiving Distribution





MICHAEL HILL

PRESIDENT, BASEBALL OPERATIONS

Michael Hill begins his fifth season as the Marlins' President of Baseball Operations, and his 16th season with the organization. Mr. Hill was promoted to his current position on September 29, 2013. Mr. Hill previously served as the Marlins' General Manager for six full seasons; he was promoted to that position on Sept. 29, 2007, after serving as VP and Assistant General Manager. Mr. Hill is currently the only African-American (fifth in MLB history), and one of two Hispanics, that presides over baseball operations for a Major League club.

The Marlins finished the 2017 campaign in second place in the National League East division for the fourth time in Club history and first since the 2009 season. The 2018 team features a new foundation as the Marlins look to build a sustainable and successful club. Mr. Hill's department focus remains on developing talent, which was evident last year as former international signing José Ureña became the 19th pitcher in team history to record 14-plus wins in a season. In 2014, Mr. Hill's first season as President of Baseball Operations, Miami made a 15-win improvement and became one of only three teams in MLB history to win 77-or-more games following a 100-loss season.

Mr. Hill has 24 seasons of experience in various front office capacities following his retirement as a Minor League player. Mr. Hill spent three seasons with the Colorado Rockies, serving as the Club's Director of Player Development. Mr. Hill joined Colorado in 1999 after five years (1995-99) with the Tampa Bay Devil Rays. In Tampa, Mr. Hill worked as an assistant in the scouting and player development departments.

Mr. Hill was a 31st-round draft pick by the Texas Rangers in the June 1993 Draft. Mr. Hill played two seasons (1993-94) in the Rangers' system and one year (1995) in the Reds' organization before joining the Devil Rays' front office.

A 1993 graduate of Harvard University, Mr. Hill was elected senior class marshal (the equivalent of class president) while starring as the Crimson football team's top rusher and the baseball team's captain. Mr. Hill was born and raised in Cincinnati, Ohio, where he played football, baseball and basketball at the city's Country Day School.

Mr. Hill, his wife, Vivian, and three sons, Donovan, Xavier and Baron, reside in Plantation Acres, Fla. Mr. Hill is quite active in the South Florida community as he is a member of the Marlins Ayudan program, focusing his efforts on increasing literacy skills of students at Lenora B. Smith Elementary School. Mr. Hill also volunteers at the Ronald McDonald House of Miami, and serves as a mentor for the 5000 Role Models of Excellence Project.

In February 2016, the Hill Family Scholarship was launched as part of Mr. Hill's commitment to philanthropy and education in South Florida. The scholarship is inspired by the core values of the Hill family and looking to support a deserving student in the pursuit of a college career.

In addition, Mr. Hill has completed multiple marathons and half marathons. Mr. Hill ran the Miami Marathon in 2008, the Boston Marathon in 2009, the New York City Marathon in 2010 and Disney's Goofy Challenge (full and half marathon on back-to-back days) in January 2012. Mr. Hill also recently completed the Disney Dopey Challenge in January 2017 (5K, 10K, half marathon and full marathon on consecutive days).



MICHEL BUSSI RE

**EXECUTIVE VICE PRESIDENT;
CHIEF FINANCIAL OFFICER**

With 30 years of experience in professional baseball, Michel Bussi re begins his 17th season with the Marlins. Mr. Bussi re joined the organization in 2002 as Vice President and Chief Financial Officer and was promoted to Executive Vice President and Chief Financial Officer in 2006. He oversees the financial operations of the Marlins, as well as human resources, information technology and risk management. Mr. Bussi re is also responsible for the long-range business and financial plans of the organization.

Prior to joining the Marlins, Mr. Bussi re served as Chief Financial Officer of the Montreal Expos, an organization he joined in 1987.



CLAUDE DELORME

**EXECUTIVE VICE PRESIDENT,
OPERATIONS AND EVENTS**

Claude Delorme enters his 14th year with the Marlins. Mr. Delorme was promoted to Executive Vice President of Operations and Events in March of 2012 after overseeing the construction of Marlins Park. Mr. Delorme joined the organization on February 11, 2005 as a consultant, and was named Senior Vice President of Stadium Development in December 2005. In December 2009, Mr. Delorme was promoted to Executive Vice President of Ballpark Development and shifted his focus to overseeing all facets of the construction of Marlins Park and working closely with all associated individuals, including: Owners Representatives, Architect, Construction Manager, City and County representatives and consultants.

Mr. Delorme joined the Marlins after 23 seasons with the Montreal Expos, where he last served as Executive Vice President of Business Affairs and was responsible for operations, sales, marketing, ticketing operations, communications and game services.



SUSAN JAISON

SENIOR VICE PRESIDENT, FINANCE

Susan Jaison enters her 25th season with the Marlins. As the Senior Vice President of Finance, Mrs. Jaison works closely with Executive Vice President and Chief Financial Officer Michel Bussi re on overseeing the day-to-day financial operations of the Marlins, including financial reporting and analysis, budgeting and cash management. Mrs. Jaison is also responsible for reporting requirements to Major League Baseball along with year-end audit and tax.

Mrs. Jaison joined the Marlins in May of 1994 as an Accounting Manager and was promoted to Director of Finance/Controller in November of 1996. Prior to joining the Marlins, Mrs. Jaison worked as an Accounting Manager for Sports-Tech International, a manufacturer of video editing systems, from 1991-93.



ADAM JONES

**SENIOR VICE PRESIDENT,
STRATEGY & DEVELOPMENT**

Adam Jones begins his first season with the Marlins, joining the organization in October of 2017 as Senior Vice President of Strategy and Development. In his role, Jones focuses on market strategy, business planning and analysis, strategic initiatives across lines of business, organizational development, and long-term facilities planning.

Prior to joining the Marlins, Mr. Jones spent nearly 15 years at PwC, most recently as the organizations Director and Sports Practice Leader.



CAROLINE O'CONNOR

SENIOR VICE PRESIDENT & CHIEF OF STAFF

Caroline O'Connor enters her first season with the Marlins, joining the organization in October of 2017 as Senior Vice President and Chief of Staff. In her role, O'Connor works closely with the Marlins leadership to execute organizational objectives and goals.

Prior to joining the Marlins, O'Connor spent five years as Managing Director at Morgan Stanley, and six years as Director at UBS Investment Bank. She received her Master of Business Administration in Finance from New York University Stern School of Business.



RYAN BERTSCHMAN

VICE PRESIDENT, SALES AND SERVICE

Ryan Bertschman enters his second season as Vice President of Sales and Service, and his fifth season with the Miami Marlins, joining the organization in January of 2014. As the Vice President of Sales and Service, Mr. Bertschman oversees all ticketing strategy and execution for season and group tickets, premium seat and suite sales as well as customer service.

Prior to joining the Marlins, Mr. Bertschman spent 15-plus years in professional sports, spending time with various organizations including senior-level positions with the sales departments at the Florida Panthers, Detroit Pistons and Learfield Sports.



ANA HERNANDEZ

VICE PRESIDENT, HUMAN RESOURCES

Ana Hernandez enters her 18th full season with the Marlins and her fifth as Vice President of Human Resources. Mrs. Hernandez is responsible for the development and administration of policies and procedures covering all human resources areas, including: recruiting, benefits, employment wages and salary administration, personnel records, training, labor relations and all employee counseling. Mrs. Hernandez leads human resources practices and objectives that will provide an employee-oriented, high-performance culture that emphasizes empowerment, quality, productivity and standards, goal attainment, and the recruitment and ongoing development of a superior workforce.

Mrs. Hernandez originally joined the organization in August of 1999 as Employee Relations Manager and was promoted to Director of Human Resources in 2002. Prior to joining the Marlins, Mrs. Hernandez spent six years as the Human Relations Manager for Omni Hotels in Miami.



JEFF KING

VICE PRESIDENT, FACILITIES

Jeff King begins his ninth full season with the Marlins and his seventh as Vice President of Facilities. Mr. King was promoted from Ballpark Engineer to his current role in June 2011. Mr. King oversees all systems within Marlins Park, and is responsible for grounds and all maintenance, trades and housekeeping services. In addition, he manages all post-construction capital projects.

Mr. King joined Jacobs Engineering in 1997 and was Manager of Projects there from 2006-09. In March of 2008, Mr. King began working with the Club as the Design Manager for the Owners' Representative on the Marlins Ballpark Project. He joined the Marlins full-time in August 2009.





JASON LATIMER

**VICE PRESIDENT,
COMMUNICATIONS & OUTREACH**

Jason Latimer is currently in his 12th season in professional baseball and first with the Miami Marlins, having joined the organization in November 2017. Mr. Latimer oversees the Club's baseball information, business communications, broadcasting, community outreach, foundation and publications departments.

Mr. Latimer previously worked in the communications departments for the New York Yankees, Tampa Bay Rays, the University of Florida football team and most recently was the Communications Director for the Pinellas County Supervisor of Elections Office from 2014-17.



ALFREDO MESA

VICE PRESIDENT, MARLINS FOUNDATION

Alfredo Mesa begins his eighth full season with the Miami Marlins and serves as Vice President overseeing the Marlins Foundation. Prior to joining the Marlins, Mr. Mesa helped manage the Miami office of Dutko Worldwide, a public policy management firm with headquarters in Washington D.C. His practice focused on assisting clients with their policy development, advocacy, communications strategy and business development objectives. Prior to joining Dutko, Mr. Mesa served as Executive Director of the Cuban American National Foundation.

Mr. Mesa also served as Director of Public Affairs for former Miami-Dade County Mayor Alex Penelas. During his twelve years of county service, Mr. Mesa was an advisor to the Mayor on administrative matters, policy development, constituent services, media strategy and community relations. In this role, Mr. Mesa helped lead community efforts to bring major events to South Florida such as the Latin GRAMMYS and the MTV Video Music Awards.



DAVID OXFELD

VICE PRESIDENT, CORPORATE PARTNERSHIPS

David Oxfeld enters his first season with the Marlins, having joined the organization in November of 2017. As Vice President and Head of Corporate Partnerships, Mr. Oxfeld oversees all aspects of the Club's Corporate Partnership efforts, working to advance the organization's overall business goals. Mr. Oxfeld is responsible for the corporate partnership sales and service team.

Prior to joining the Marlins, Mr. Oxfeld spent more than five years at Excel Sports Management as Vice President of Client Sales and Business Development. In his role, Mr. Oxfeld was responsible for selling nonendemic endorsements and partnerships for a roster of top athletes and entertainers.



BRIAN CHATTIN

ASSISTANT GENERAL MANAGER

- Brian Chattin enters his 21st season with the Marlins and third as Assistant General Manager. In his current role, Mr. Chattin works with President of Baseball Operations Michael Hill on a variety of aspects involving the Major League club including roster management, salary arbitration, contract research and negotiation, and waiver and rule compliance.
- He spent the previous 11 seasons as the Director of Player Development. In this role, Mr. Chattin oversaw all aspects of the organization's minor league system, including player evaluation, roster management, contract negotiations, rule compliance and affiliate relations.
- Mr. Chattin spent the 2002 through 2004 seasons as the Marlins' Baseball Operations Assistant. In this role, he assisted in all aspects of player development administration as well as various aspects of the Marlins' major league and scouting operations.
- Mr. Chattin joined the Marlins in March 1998 as a Marketing Intern. He was hired by the ticket sales department as a Sales Assistant in June of that year and promoted to an Account Executive in October 1998. Mr. Chattin held this position until joining the Baseball Operations Department in March 2002. He began his baseball career in 1996 as a front office executive with the Evansville Otters of the independent Frontier League.
- Mr. Chattin graduated from the University of Southern Indiana in 1996 with a Bachelor of Science in Business Administration. He earned a Master's in Sports Administration from Ohio University in 1998.
- Mr. Chattin was born and raised in Freelandville, Indiana. He and his wife, Amy, have a son, Wylie, and a daughter, Ella.



GARY DENBO

**VICE PRESIDENT,
PLAYER DEVELOPMENT AND SCOUTING**

- Gary Denbo begins his first year in the Marlins organization, serving the role of Vice President, Player Development and Scouting. He joins Miami from the New York Yankees, where he spent 23 years in the organization, most recently as Vice President of Player Development (2015-17). Mr. Denbo worked for the Yankees in three separate stretches, including each of the previous eight seasons. From 2009-14, he was a professional, amateur and international scout based out of Tampa, Fla., and in 2009, he held the role of player development consultant. He had been employed by the Yankees organization during each of its last five World Championship seasons (1996, 1998-2000, '09).
- His first tenure with the Yankees organization began in 1990, as manager of Single-A Prince William. In subsequent seasons, Mr. Denbo was the hitting coach for Triple-A Columbus in 1991, manager of the GCL Yankees in Tampa in 1992, and hitting coach and interim manager of Single-A Greensboro in 1993. He then served solely as a hitting coach for the next three seasons with Double-A Albany-Colonie in 1994, Triple-A Columbus in 1995, and Double-A Norwich and Columbus in 1996. From 1997 through 2000, he was the hitting coordinator for the Yankees organization, adding the role of assistant director of player development in 2000. The following season, Mr. Denbo joined the Major League club as the hitting coach and also served on the coaching staff at the 2001 All-Star Game at Seattle. He returned to the Yankees from 2006-07 as the organization's roving hitting coordinator.
- In parts of four seasons as a Minor League manager, Denbo posted a 213-194 (.523) career record, leading Single-A Greensboro to the South Atlantic League Championship Series in 1993. In between his stints with the Yankees, Mr. Denbo was a scout for the Cleveland Indians in 2002 before serving as a hitting coach for the Nippon Ham Fighters in Japan's Pacific League from 2003-05. He also served as the hitting coach for the Toronto Blue Jays at the Major League level in 2008.
- Born in Princeton, Ind., on December 9, 1960, Mr. Denbo attended Rend Lake College (Ill.), Wabash Valley College (Ill.) and Oakland City College (Ind.) before becoming the Cincinnati Reds' 17th-round draft choice in the 1983 First-Year Player Draft. He played in four minor league seasons as an infielder in the Reds organization from 1983 through 1986, serving as a player-coach for Double-A Vermont in his final year. The following season, he became a full-time coach in the Reds organization, holding the position of hitting coach for Single-A Tampa in 1987, hitting coach for Single-A Cedar Rapids in 1988 and manager of Single-A Greensboro in 1989.
- Mr. Denbo and his wife, Penny, have a son, Andy, and a daughter, Emily.





STAN MEEK

VICE PRESIDENT, SCOUTING

- Stan Meek enters his seventh full season as the Vice President of Scouting after being appointed to the post in September 2011. He spent the previous nine seasons as the Marlins' Director of Scouting, beginning on June 14, 2002. Overall, Meek begins his 28th season of professional scouting, following a 14-year collegiate coaching career. He began his scouting career as an area scout for the Detroit Tigers from 1991-95, before joining the Tampa Bay Devil Rays in 1996 as a National Crosschecker, a position he held through the 2000 season. Meek served as the Montreal Expos' National Crosschecker in 2001 before joining the Marlins in the same capacity in February 2002.
- Prior to his scouting career, Meek spent 14 years at the University of Oklahoma, serving as the pitching coach from 1977-89 and interim head coach in 1990. As the Sooners' pitching coach, Meek worked with former Marlins and former first-round draft picks, RHPs Jack Armstrong and Bobby Witt.
- Meek, a left-handed pitcher, played collegiate baseball at the University of Oklahoma from 1972-74 and was a third-team All-American in 1974. He was selected in the 15th round of the 1974 Draft by St. Louis and spent four seasons (1974-77) in the Cardinals' Minor League system before joining the Sooners' coaching staff.
- Meek pitched for Team USA in the third annual USA vs. Japan Collegiate All-Star Series in Japan in 1974. Meek was named the Most Valuable Pitcher in the series, won by the United States, four-games-to-three. Meek went 3-0 with a 2.25 ERA, allowing three earned runs on five hits in 12.0 innings.
- Meek and his wife, Gina, reside in Norman, Okla. They have two daughters, Paige and Taylor, and a son, Hunter, along with four grandsons.



D.J. SVIHLIK

ADVISOR, BASEBALL OPERATIONS

- D.J. Svihlik begins his first season in the Marlins organization in the role of Advisor in the Baseball Operations department. He joined the organization in November of 2017 following one year at Vanderbilt University as the Commodores' hitting coach and recruiting coordinator.
- Prior to joining Vanderbilt, Mr. Svihlik spent 14 years in the New York Yankees' organization as a scout and most recently as a national crosschecker. Mr. Svihlik's first 10 seasons with the Yankees were spent as an area scout covering the south region. He was then promoted to national crosschecker in 2012, and helped evaluate amateur talent that resulted in the Yankees' farm system being ranked second by Baseball America upon his departure.
- Mr. Svihlik played collegiately at the University of Illinois, where he was a three-time All-American and was named Big Ten Player of the Year as a sophomore in 1998. He was signed by the Yankees as a nondrafted free agent before moving the organization's scouting department in 2003. He and his wife Laura have a son, Benjamin, and a daughter, Katherine.



JIM CUTHBERT

DIRECTOR, PRO SCOUTING

- Jim Cuthbert enters his third season with the Marlins and first as Director of Pro Scouting. He spent last year as the Coordinator of Pro Scouting after joining the organization in 2016 as a Special Assignment Scout.
- Mr. Cuthbert has 17 years of experience in scouting, beginning in 1998 as an Associate Scout with the Texas Rangers. He spent nine years with the Rangers organization in Amateur Scouting before joining the Cleveland Indians in 2010 as a Professional Scout. Mr. Cuthbert spent six seasons in the Indians' organization, spending the final three campaigns as Cleveland's Major League Advance Scout.
- Mr. Cuthbert graduated from St. John's University in 1997, with a Bachelor of Science in Sports Management, where he was a catcher on their 1997 Big East Championship team. He and his wife Maria, who are natives of Brooklyn, New York, have two sons, Anthony and Nicholas, and reside in Breinigsville, Pennsylvania.





DANIEL GREENLEE

DIRECTOR, PLAYER PERSONNEL

- Dan Greenlee enters his first season as the Marlins' Director of Player Personnel, joining the organization in November 2017. Greenlee begins his sixth year in professional baseball, having spent the previous five seasons with the New York Yankees as a player development analyst.
- Prior to joining the Yankees, Greenlee spent just over a year as a merger analyst at MLex Market Insight. He received his bachelor's of Science in Journalism from Ohio University and Juris Doctor degree from University of Minnesota Law School.



DICK SCOTT

DIRECTOR, PLAYER DEVELOPMENT

- Richard (Dick) Scott begins his first season as Director of Player Development with the Marlins after joining the organization in November of 2017. Scott spent the previous seven years in the New York Mets organization, serving as the team's bench coach the past two seasons. He also served as Director of Player Development from 2013-15 and as the Club's Minor League Field Coordinator from 2011-12.
- Scott, who is entering his 38th year in professional baseball, also served the role of Director of Player Development with the Toronto Blue Jays from 2001-09. He then served as Minor League Field Coordinator for the Houston Astros organization before joining the Mets.
- Scott began his coaching career as a Minor League manager in the Oakland organization in 1991, before becoming an Advance Scout for the Arizona Diamondbacks in 1998. He was named the Arizona League Manager of the Year in 1991 with Scottsdale, the Northwest League Manager of the Year in 1992 with Southern Oregon and the California League Manager of the Year in 1994 with Modesta.
- Originally drafted in the 17th round of the 1981 Amateur Draft, Scott played 10 total seasons between the Yankees and Athletics organizations, making his MLB debut with Oakland in May of 1989.
- Scott and his wife, Kristin, have two sons, Ryan and Zach.



FERNANDO SEGUIGNOL

DIRECTOR, INTERNATIONAL OPERATIONS

- Fernando Seguignol enters his first season as the Marlins' Director of International Operations. He joined the Marlins organization in November 2017. In this role, Seguignol oversees all aspects of international operations, including scouting, player development and operation of the Club's Dominican Academy.
- Seguignol spent the past two years with the Chicago Cubs as a Special Assistant of Professional and International Scouting. Following his retirement from professional baseball in 2011, he worked as a scout for Japan's Yomiuri Giants prior to joining the Cubs.
- Seguignol enjoyed a 19-year career in professional baseball, appearing in 173 games for the Montreal Expos between 1998-01 and in five games with the New York Yankees in 2003. He spent the majority of the final nine years playing in Japan, spending eight seasons in Nippon Professional Baseball. Seguignol won two Pacific League Best Nine Awards over five seasons in Sapporo, during which the club won two pennants.
- He and his wife, Yvonne, have two boys, Kendall and Jabari, and currently reside in Wellington, Florida.





FIELD AND CLUBHOUSE STAFF





8 | DON MATTINGLY

MANAGER | EVANSVILLE, IN | BORN APRIL 20, 1961

MANAGERIAL / COACHING CAREER

- Don Mattingly is entering his third year as manager for Miami, following a five-year stint with Dodgers.
- Since 2013, Mattingly (434 wins) is fourth-winningest manager in Majors, behind Joe Maddon (461), Mike Matheny (456) and Terry Francona (454).
- In just two seasons with Miami, already ranks fifth on Marlins' all-time managerial wins list with 156, trailing Jack McKeon (281), Fredi González (276), Rene Lachemann (221) and John Boles (205).
- In **2016**, his first season with Marlins, led team to third-place finish in National League East with 79-82 record.
- Marked eight-win improvement over 2015 club that went 71-91, and 79 wins were most by any Marlins team since 2010 (80).
- With Los Angeles, owned winning records in each of his five seasons, including three consecutive division titles from 2013-15.
- Mattingly's .551 winning percentage ranked sixth in Dodgers history among managers with at least 250 games at the helm.
- In his five seasons, Dodgers led Majors with .590 winning percentage (206-143) after All-Star break.
- Led Dodgers to 92-70 record and NL West title for third straight season in **2015**. Marked first time in club history that the team reached the postseason in three consecutive seasons.
- Surpassed 90-win mark for third-straight season, a feat that had previously been done twice in franchise history (1976-78 (3) and 1951-56 (6)).
- The Dodgers finished 8.0 games ahead of the Giants in the NL West, winning the division by the third-largest margin since the inception of divisional play in 1969. Los Angeles' only bigger margins of victory in the divisional race came in 2013 (11.0) and 1977 (10.0).
- Guided Dodgers to 94-68 record in **2014**, clinching second consecutive NL West title. In addition to consecutive division titles, Mattingly guided the club to a winning record for the fourth consecutive season as manager.
- The Dodgers remained over the .500 mark all year and finished the season without a losing streak longer than three games, joining the 1988 (161 games) and 1924 clubs (154 games) as the only teams in franchise history to go the entire season without a four-game slide (*Stats, LLC*).
- For the second consecutive year, the Dodgers came back after a slow start to claim the division title after trailing the Giants by a season-high 9.5 games on June 8. The 9.5-game deficit tied the largest deficit that the club has ever overcome to win a division title (also: 2013, 9.5 GB Arizona on June 22).
- Finished second in NL Manager of the Year voting in **2013** after guiding Dodgers from 12 games under .500 and 9.5 games out of first place in June to a division title. Los Angeles won division by 11.0 games over Arizona, completing campaign in first place by their largest margin since moving to the West coast in 1958, and wrapped up the division on Sept. 19, earliest by calendar date that the club clinched first place since moving to Los Angeles.

MARLINS NOTES

MOST WINS BY MANAGER (since 2013)

MANAGER	RECORD	WIN%
JOE MADDON	461-349	.569
MIKE MATHENY	456-354	.563
TERRY FRANCONA	454-354	.562
DON MATTINGLY	434-375	.536
CLINT HURDLE	433-376	.535

-info courtesy of STATS, LLC

- From June 22-Aug. 17, **2013**, guided Dodgers on a historic 42-8 (.840) stretch, which was franchise's best 50-game run in modern era (since 1900). According to *Elias*, Dodgers' 42 wins were tied for second-most by a Major League team in a 50-game span since 1900: the 1912 Giants, 1941 Yankees and 1942 Cardinals also posted 42-8 records during 50-game runs, while the Cubs went 45-5 during a 50-game stretch in 1906.
- In first postseason as a manager, led Dodgers to a 3-1 NLDS series victory over Atlanta before falling to St. Louis in six games in NLCS.
- Won Major League managerial debut with a 2-1 victory over Giants on March 31, **2011**.
- Named the 29th manager in Dodger franchise history on Sept. 17, **2010**, replacing Hall of Famer Joe Torre, who he coached under from 2004-10.
- Became ninth skipper in Los Angeles Dodgers history, following Hall of Famers Walter Alton (1954-76) and Tommy Lasorda (1977-96), Bill Russell (1996-98), Glenn Hoffman (1998), Davey Johnson (1999-2000), Jim Tracy (2001-05), Grady Little (2006-07) and Torre (2008-10).
- Was first Dodger skipper to make Major League managerial debut since Jim Tracy in 2001.
- As a coach, reached playoffs in six of seven seasons.
- In **2009**, Dodgers hit .270, which led National League. Dodgers also led NL with 1,511 hits and a .346 on-base percentage that season.
- Joined Dodgers staff as club's hitting coach immediately following **2008** All-Star break. After his hire in July 2008, Dodgers responded by hitting .279 (2nd, NL) in second half while also posting a .350 on-base percentage (3rd, NL) and a .434 slugging pct. (4th, NL).
- Prior to 2008 season, served as Yankees' bench coach in **2007** and as hitting coach from 2004-06.
- In **2006**, Yankees led Major Leagues with 930 runs scored, a .363 on-base percentage and 902 RBI.
- In first year as hitting coach in **2004**, New York set an all-time franchise record of 242 home runs.
- Was a member of American League coaching staff at 2004 All-Star Game in Houston.



- Spent seven seasons as a special instructor during Yankees' Spring Training in Tampa, FL from **1997-2003**.
- Managed Phoenix Desert Dogs in the **2010** Arizona Fall League.

PLAYING CAREER

- Played entire 14-year Major League career from **1982-95** with New York Yankees.
- Amassed 2,153 hits, 222 home runs, 1,099 RBI and a .307 lifetime average in 1,785 games.
- Was six-time American League All-Star and was voted starting first baseman on American League squad in **1987** Midsummer Classic in Oakland.
- Was nine-time Rawlings® Gold Glove Award winner at first base, including runs of five consecutive awards (1985-89) and four in-a-row from **1991-94**.
- Won **1984** batting title with a .343 average.
- Named American League Most Valuable Player in **1985** after batting .324 with a league-leading 48 doubles, a career-high 35 homers and career-best 145 RBI.
- In **1986**, led AL with 238 hits and 53 doubles. Finished second in MVP vote that season.
- In **1987**, tied Dale Long's Major League record by hitting at least one home run in eight consecutive games (record later tied again by Ken Griffey Jr. of Seattle in 1993).
- In '87, set Major League record by hitting six grand slam home runs in a season, a record matched by Travis Hafner during 2006 season. His grand slams in 1987 were only six of his career.
- His No. 23 was retired by Yankees on Aug. 31, **1997**. Also had a plaque dedicated to him in Monument Park at Yankee Stadium that reads in part: "A humble man of grace and dignity, a captain who led by example, proud of the Pinstripe tradition and dedicated to the pursuit of excellence".

PERSONAL/MISCELLANEOUS

- Donald Arthur Mattingly...married his wife, Lori, in December 2010 in Indiana...has four sons: Taylor, Preston, Jordan and Louis Riley, who was born Nov. 29, 2014, as well as two stepsons, Isaac and Reynolds...Taylor was selected by Yankees in 42nd round of 2003 draft...Preston, who was selected by Dodgers as a sandwich pick (31st overall) in 2006 draft and finished his college basketball career at Lamar University in Beaumont, Texas in 2016, is currently an amateur scout for the San Diego Padres...was born and raised in Evansville, Indiana, where a street was re-named in his honor in November 2013 as "Don Mattingly Way"...was one of nation's top prospects as a high school player at Reitz Memorial High School and was drafted by New York Yankees in 19th round of 1979 draft...created and runs Mattingly Charities, which is designed to serve underprivileged youth by supporting programs and donating equipment that promote baseball and softball participation in conjunction with other developmentally related activities...in 2009, attended groundbreaking ceremony of a brand new "Dodgers Dreamfield" in Los Angeles...donated equipment for LA Boys and Girls Club from his company, Mattingly Sports...in January 2013, hosted "A Night of Entertainment with Don Mattingly," featuring George Lopez...event raised more than \$70,000 for Mattingly Charities...was honored with Tommy Lasorda Award at Professional Baseball Scouts Foundation's 10th annual "In the Spirit of the Game" dinner at the Hyatt Regency Century Plaza in **2013**...played part of Mother Ginger in a local Evansville ballet company's production of the Nutcracker in 2012 and 2013...appeared in a baseball-themed episode of The Simpsons, entitled "Homer at the Bat," which originally aired in February 1992.

MANAGERIAL HISTORY

YEAR	CLUB	LEAGUE	WINS	LOSSES	PCT.	FINISH
2011	DODGERS	NATIONAL	82	79	.509	3RD
2012	DODGERS	NATIONAL	86	76	.531	2ND
2013	DODGERS	NATIONAL	92	70	.568	1ST
		POSTSEASON	5	5	.500	LOST TO STL IN NLCS
2014	DODGERS	NATIONAL	94	68	.580	1ST
		POSTSEASON	1	3	.250	LOST TO STL IN NLDS
2015	DODGERS	NATIONAL	92	70	.568	1ST
		POSTSEASON	2	3	.400	LOST TO NYM IN NLDS
2016	MARLINS	NATIONAL	79	82	.491	3RD
2017	MARLINS	NATIONAL	77	85	.475	2ND
	MLB TOTALS	REGULAR SEASON	600	530	.531	
		POSTSEASON	8	11	.421	

MATTINGLY'S BATTING HISTORY

YEAR	CLUB	AVG.	G	AB	R	H	2B	3B	HR	RBI	SH	SF	HBP	BB	SO	SB	CS	OBP	SLG	E
1982	YANKEES	.167	7	12	0	2	0	0	0	1	0	1	0	0	1	0	0	.154	.167	0
1983	YANKEES	.283	91	279	34	79	15	4	4	32	2	2	1	21	31	0	0	.333	.409	3
1984	YANKEES	.343	153	603	91	207	44	2	23	110	8	9	1	41	33	1	1	.381	.537	6
1985	YANKEES	.324	159	652	107	211	48	3	35	145	2	15	2	56	41	2	2	.371	.567	7
1986	YANKEES	.352	162	677	117	238	53	2	31	113	1	10	1	53	35	0	0	.394	.573	7
1987	YANKEES	.327	141	569	93	186	38	2	30	115	0	8	1	51	38	1	4	.378	.559	5
1988	YANKEES	.311	144	599	94	186	37	0	18	88	0	8	3	41	29	1	0	.353	.462	9
1989	YANKEES	.303	158	631	79	191	37	2	23	113	0	10	1	51	30	3	0	.351	.477	7
1990	YANKEES	.256	102	394	40	101	16	0	5	42	0	3	3	28	20	1	0	.308	.335	3
1991	YANKEES	.288	152	587	64	169	35	0	9	68	0	9	4	46	42	2	0	.339	.394	5
1992	YANKEES	.288	157	640	89	184	40	0	14	86	0	6	1	39	43	3	0	.327	.416	4
1993	YANKEES	.291	134	530	78	154	27	2	17	86	0	3	2	61	42	0	0	.364	.445	3
1994	YANKEES	.304	97	372	62	113	20	1	6	51	0	4	0	60	24	0	0	.397	.411	2
1995	YANKEES	.288	128	458	59	132	32	2	7	49	0	8	1	40	35	0	2	.341	.413	7
	MLB TOTALS	.332	500	1842	288	612	112	16	37	346	9	31	8	232	132	17	16	.403	.471	28
	MLB TOTALS	.307	1785	7003	1007	2153	442	20	222	1099	13	96	21	588	444	14	9	.358	.471	68

POSTSEASON HISTORY

YEAR	CLUB	SERIES	AVG.	G	AB	R	H	2B	3B	HR	RBI	SH	SF	HBP	BB	SO	SB	CS	OBP	SLG	E
1995	NY/SEA	ALDS	.417	5	24	3	10	4	0	1	6	0	0	0	1	5	0	0	.440	.708	0

ALL-STAR HISTORY

YEAR	CLUB/TM, SITE	AVG.	G	AB	R	H	2B	3B	HR	RBI	SH	SF	HBP	BB	SO	SB	CS	OBP	SLG	E
1984	AL/NYY, SF	.000	1	1	0	0	0	0	0	0	0	0	0	0	0	0	0	.000	.000	0
1985	AL/NYY, MIN	.000	1	1	0	0	0	0	0	0	0	0	0	0	0	0	0	.000	.000	0
1986	AL/NYY, HOU	.000	1	3	0	0	0	0	0	0	0	0	0	0	2	0	0	.000	.000	0
1987	AL/NYY, OAK	.000	1	1	0	0	0	0	0	0	0	0	0	2	0	0	0	.667	.000	0
1988	AL/NYY, CIN	.000	1	2	0	0	0	0	0	0	0	0	0	0	0	0	0	.000	.000	0
1989	AL/NYY, ANA	1.000	1	1	0	1	1	0	0	0	0	0	0	0	0	0	0	1.000	2.000	0
TOTALS		.111	6	9	0	1	1	0	0	0	0	0	0	2	2	0	0	.273	.222	0

MARLINS MANAGERIAL HISTORY

MOST GAMES

MANAGER	GAMES
FREDI GONZÁLEZ	555
JACK MCKEON	538
RENE LACHEMANN	506
JOHN BOLES	446
MIKE REDMOND	362
JIM LEYLAND	324
DON MATTINGLY	323
JEFF TORBORG	200
EDWIN RODRIGUEZ	163
JOE GIRARDI	162
OZZIE GUILLEN	162
DAN JENNINGS	124
TONY PÉREZ	114
COOKIE ROJAS	1
BRANDON HYDE	1

MOST WINS

MANAGER	RECORD	WIN%
JACK MCKEON	281-257	.522
FREDI GONZÁLEZ	276-279	.497
RENE LACHEMANN	221-285	.437
JOHN BOLES	205-241	.460
DON MATTINGLY	156-167	.483
MIKE REDMOND	155-207	.428
JIM LEYLAND	146-178	.451
JEFF TORBORG	95-105	.475
JOE GIRARDI	78-84	.481
EDWIN RODRIGUEZ	78-85	.479
OZZIE GUILLEN	69-93	.426
DAN JENNINGS	55-69	.444
TONY PÉREZ	54-60	.474
COOKIE ROJAS	1-0	1.000
BRANDON HYDE	0-1	.000





85 | ROB FLIPPO

BULLPEN COORDINATOR | LODI, CA | BORN SEPTEMBER 9, 1966

COACHING CAREER

- Rob Flippo begins his first season as Miami's bullpen coordinator. Flippo had previously served under Mattingly while with the Los Angeles Dodgers.
- For the last 16 seasons, Flippo has been the bullpen catcher and batting practice pitcher for the Dodgers.
- His first professional coaching assignment was as bullpen coach for Single-A Wilmington in Dodgers' organization in **2001**.
- Prior to his run in Los Angeles, he held several coaching positions at the collegiate level.
- From **1999-2001**, he was a hitting instructor and outfield and catchers coach, while also serving as strength and conditioning coordinator, at University of North Carolina-Wilmington under head coach Mark Scaff.
- In addition to his two years at UNCW, he was also an assistant coach at Fresno State University (**1996**) and South Alabama (**1998**).

PLAYING CAREER

- Played one season with Dodgers' Single-A Affiliate in Bakersfield in **1989**, appearing in 19 games.

PERSONAL/MISCELLANEOUS

- Robert B. Flippo...married to wife Kelly...couple has two children; daughter Brittney and son Ryan...graduated from Fresno State University with a bachelor's degree in psychology in 1994, before earning a master's degree in physical education from the University of South Alabama (Mobile) in 1998 with an emphasis in exercise physiology...attended San Joaquin Delta College (1986)...continued education and collegiate playing career at University of Pacific, where he was a two-year letterman, served as team captain, and was named Conference Scholar Athlete in 1987.

BATTING HISTORY

YEAR	CLUB	AVG.	G	AB	R	H	2B	3B	HR	RBI	SH	SF	HBP	BB	SO	SB	CS	OBP	SLG	E
	MILB TOTALS	.102	19	49	4	5	1	0	1	2	0	1	0	2	14	0	0	.135	.184	3



- Photo Credit: Josh Cataldo 2018

FRONT OFFICE

FIELD AND CLUBHOUSE STAFF

PLAYERS

2017 IN REVIEW

CLUB HISTORY

POSTSEASON HISTORY

PLAYER DEVELOPMENT

2018 OPPONENTS

GENERAL INFORMATION





33 | FREDI GONZÁLEZ

THIRD BASE | HAVANA, CUBA | BORN JANUARY 28, 1964

MANAGERIAL / COACHING CAREER

- Fredi González enters second season as Marlins' third-base coach. Previously spent five-plus seasons managing Atlanta Braves.
- With Atlanta, posted a career 434-413 record. Finished in top five in BBWAA Manager of the Year voting in three of five-plus seasons with Braves, including third-place finish in 2013.
- In **2013**, led Braves to 96-66 record and National League East division title. 96 wins were most by any Braves team since 2003 (101).
- Also led Atlanta to NL East title in **2012**, going 94-68.
- Prior to time in Atlanta, managed Marlins for three-plus seasons from **2007-2010**.
- Guided Marlins to 276-279 record, holding record for most games managed, while his 276 wins are second-most behind Jack McKeon (281).
- In **2009**, finished second in NL East with 87-75 record, the third-most wins in a single season in franchise history and second straight season with a record over .500. Finished 6.0 GB of division-leading Philadelphia.
- Earned Sporting News National League Manager of the Year in **2008** after leading Marlins to 84-77 record. The 84 wins marked the fourth-most in a single-season in Club history, behind 1997 (92), 2003 (91) and '09.
- Named Marlins' manager on Oct. 3, **2006** and went 71-91 in debut season. Served as a coach for National League at **2007** All-Star game in San Francisco, under Tony La Russa.
- Served as third base coach under Bobby Cox in Atlanta from **2003-06**, and managed Braves' Triple-A Richmond in **2002**.
- Managed seven seasons in Marlins organization, from **1992-98**, and served as third base coach at Major League level from **1999-2001**.

- Selected by *Baseball America* as Eastern League Manager of the Year in **1997** after posting a 73-69 record with Single-A Portland. Also recognized by *Baseball America* as Florida State League Manager of the Year in **1994**, after going 78-61 with Brevard County (A) and finishing second to Tampa in FSL championship series.
- In **1993**, guided Single-A High Desert to an 85-52 mark en route to becoming California League Champions, first-ever championship by a Marlins' affiliate. Was named *Baseball America's* California League Manager of the Year that season and received Carl Barger Player Development Person of the Year award.
- Began coaching career in **1990** after taking over unaffiliated Single-A Miami Miracle of Florida State League with 20 games remaining. Managed Miracle in 1991 before being named manager at Single-A Erie, becoming first minor league manager in Marlins history. Led Erie to New York-Penn League Championship series.

PLAYING CAREER

- Selected by Yankees in 16th round of **1982** June draft and spent six seasons as catcher in Yankees' system.
- In six-year career, posted lifetime average of .199 (188x945) with 20 home runs and 118 RBI.
- Made professional debut with Single-A Bradenton in **1982**, batting .240 (31x129) with two home runs and 16 RBI in 40 games.

PERSONAL/MISCELLANEOUS

- Fredi Jesus González...he and wife Patricia have five children between them; Gabrielle, Alex, Christina, Erica and Juliette... has actively raised funds for Cindy Donald Dreams of Recovery Foundation (www.dreamsofrecovery.org), which helps to create a positive change for individuals facing challenges accompanying spinal cord and/or brain injuries...graduated from Miami's Southridge High School in 1982.

BATTING HISTORY

YEAR CLUB	AVG.	G	AB	R	H	2B	3B	HR	RBI	SH	SF	HBP	BB	SO	SB	CS	OBP	SLG	E
MILB TOTALS	.199	344	945	108	188	30	2	20	118	11	9	9	153	280	12	8	.314	.298	34



GONZÁLEZ'S MANAGERIAL HISTORY

YEAR	CLUB	LEAGUE	WINS	LOSSES	PCT.	FINISH
1990	MIAMI	FLORIDA STATE	10	10	.500	4TH
1991	MIAMI	FLORIDA STATE	63	67	.485	2ND/4TH
1992	ERIE	NEW YORK-PENN	40	37	.519	2ND
1993	HIGH DESERT	CALIFORNIA	85	52	.620	1ST/1ST
1994	BREVARD COUNTY	FLORIDA STATE	78	61	.561	1ST/2ND
1995	BREVARD COUNTY	FLORIDA STATE	61	74	.452	4TH/3RD
1996	BREVARD COUNTY	FLORIDA STATE	47	92	.338	6TH/6TH
1997	PORTLAND	EASTERN	79	63	.556	1ST
1998	CHARLOTTE	INTERNATIONAL	70	73	.490	3RD
2002	RICHMOND	INTERNATIONAL	75	67	.528	2ND
2007	FLORIDA	NATIONAL	71	91	.438	5TH
2008	FLORIDA	NATIONAL	84	77	.522	3RD
2009	FLORIDA	NATIONAL	87	75	.537	2ND
2010	FLORIDA	NATIONAL	34	36	.486	4TH
2011	ATLANTA	NATIONAL	89	73	.549	2ND
2012	ATLANTA	NATIONAL	94	68	.580	2ND
		POSTSEASON	0	1	.000	LOST TO STL IN WC
2013	ATLANTA	NATIONAL	96	66	.593	1ST
		POSTSEASON	1	3	.250	LOST TO LAD IN NLDS
2014	ATLANTA	NATIONAL	79	83	.488	T2ND
2015	ATLANTA	NATIONAL	67	95	.414	4TH
2016	ATLANTA	NATIONAL	9	28	.243	5TH
	MILB TOTALS		608	596	.505	
	MLB TOTALS	REGULAR SEASON	710	692	.506	
		POSTSEASON	1	4	.200	



- Photo Credit: Rob Foldy 2017

FRONT OFFICE
 CLUBHOUSE STAFF
 FIELD AND
 CLUBHOUSE STAFF
 PLAYERS
 2017 IN REVIEW
 CLUB HISTORY
 POSTSEASON HISTORY
 PLAYER DEVELOPMENT
 2018 OPPONENTS
 GENERAL INFORMATION





7 | PERRY HILL

FIRST BASE | SALINAS, KS | BORN MARCH 19, 1952

COACHING CAREER

- Perry Hill returns as Miami's first base/infield coach for **2018**, his sixth consecutive season in position and 12th overall with Marlins. This season will mark 23rd as a Major League coach and 32nd in professional baseball.
- Marlins eight highest single-season fielding percentages have been under Hill's direction, including last season's franchise-best .988 mark; also had .987 percentage in 2003 and '15, followed by .986 in 2013, .986 in 2004, .985 in 2016, .985 in 2011, .984 in 2014 and .983 in 2005.
- Has guided three teams to league-best fielding percentages over his career: last season with Miami, 2009 with Pittsburgh (.988) and 1997 with Detroit (.985).
- By 2006, Hill instructed Rawlings® Gold Glove Award winners at all four infield positions over course of career: 1B Derrek Lee (2003), 2B Luis Castillo (2003-05), 3B Mike Lowell (2005) and SS Orlando Cabrera (2001).
- In **2017**, Miami committed just 73 total errors, fewest in Majors and fewest in any season in franchise history. Previous low was 76 in 2003, followed by 77 in 2015.
- Marlins infielders committed just 47 miscues, fourth-fewest in franchise history, behind 2015 (41), 2016 (43) and 2013 (46). Total ranked fifth in Majors, behind Colorado (43), Cincinnati (44), Cleveland (45) and Minnesota (46).
- Named MLB Network's Infield Coach of the Year.
- In **2016**, Miami registered its now sixth-best fielding percentage ever, at .985, committing just 86 errors, tied for fourth-lowest total ever (also 2004) behind 2017, 2003 (76) and 2015 (77). Their fielding percentage ranked fourth in NL, and they committed the fourth-fewest errors, behind only San Francisco (72), Washington (73), and the Dodgers (80).
- From May 29-June 30, Marlins infielders went 28 consecutive games without committing an error. According to *Stats LLC*, was longest such streak since at least 1913, ahead of a 25-game run by Baltimore from May 22-June 15 of 2015, and 24-game stretches by Seattle (2012), San Francisco (2010), and Philadelphia (2004).
- In **2015**, Miami set then single-season fielding records in fewest errors committed (77) and fielding percentage (.987).
- Oversaw Dee Gordon's transition to second base, who netted first career Rawlings® Gold Glove award after posting highest fielding percentage (.992) by Marlins' second baseman in Club history.
- Prior to **2013**, previous appearance as a Major League coach was with Florida in **2011**, when Marlins recorded then third-best fielding percentage (.985) in Franchise history.
- Under Hill's guidance in **2009**, Pittsburgh led all Major League teams in fielding percentage (.988) and made fewest errors (73) among all teams, setting Club records for most errorless games played in one season (101) and also with their fielding percentage (.988). Bucs lost 99 games in 2009 and made a Major League-low 73 errors, the most losses ever by a team that led the Majors in fewest errors in a season. Pirates also led National League in double plays turned (171) for third-straight season.

MARLINS NOTES

MAJOR LEAGUE GOLD GLOVE WINNERS UNDER PERRY HILL

PLAYER	TEAM	YEAR
DEE GORDON (2B)	MIAMI	2015
LUIS CASTILLO (2B)	FLORIDA	2005
MIKE LOWELL (3B)	FLORIDA	2005
LUIS CASTILLO (2B)	FLORIDA	2004
LUIS CASTILLO (2B)	FLORIDA	2003
DERREK LEE (1B)	FLORIDA	2003
ORLANDO CABRERA (SS)	MONTREAL	2001

- In **2006**, instructed infield that included All-Stars Miguel Cabrera and Dan Uggla, as well as NL Rookie of the Year Hanley Ramirez.
- Led Marlins to then third-best fielding percentage (.983, tied) in Club history in **2005**. Guided third baseman Mike Lowell and second baseman Luis Castillo to winning Rawlings® Gold Glove Awards, the seventh and eighth Gold Gloves in Club history.
- Led Club to .986 fielding percentage in **2004**, second-best mark in Franchise history. Assisted second baseman Luis Castillo in collecting second-straight Rawlings® Gold Glove Award. In addition, third baseman Mike Lowell committed just seven errors in 154 games, a Major League record for third basemen. Because of Hill's efforts, was named a 2004 All-Star Game coach.
- Guided Marlins to then Franchise-best .987 fielding percentage in **2003**, ranking third in Majors, behind Seattle (.989) and St. Louis (.987). Saw Florida's starting infield post a .987 fielding percentage (40 E/3,124 TC).
- Guided first baseman Derrek Lee and second baseman Luis Castillo, who collected Rawlings® Gold Glove Awards in 2003, to Florida's fourth and fifth Gold Glove Awards in Franchise history and first not won by catcher Charles Johnson.
- Experienced first ML postseason action in 2003, following three seasons as a Minor League coach and two as a Minor League instructor, and offered key instruction in Marlins march to its second World Series Championship.
- Florida's infield owned a .981 fielding percentage in **2002** (.9812, 65 E/3,462 TC), including a .982 mark by the starters. Lowered Marlins' overall infield errors total by two, from 67 in **2001**; Florida's infield had a .980 fielding mark in that season.
- Joined Marlins on February 12, **2002**, following two years (2000-01) as Expos' first base and infield coach.
- Helped lower Expos' infield errors total for second straight season as they committed only 65 infield miscues in 2001 (3,422 TC, a .981 fielding percentage), down from 72 errors in **2000** and 88 in **1999**.
- Guided development of shortstop Orlando Cabrera, who collected first Rawlings® Gold Glove Award in **2001**.



- Prior to joining Expos, served three seasons (1997-99) as Detroit Tigers' third base and infield coach. Under his tutelage in 1998, three of four Tigers' infielders finished among top four in AL at their positions in fielding percentage. Led 1997 Tigers to AL's top fielding mark; became first team ever to go from worst to first in fielding in consecutive seasons.
- Spent 13 years in Texas Rangers' organization prior to joining Detroit. Served most of 1995 and 1996 seasons as roving infield instructor and Coordinator of Minor League Instruction for Rangers. Spent the second half of the 1995 season as the Rangers' first base coach, filling in for Ed Napoleon. Joined the Rangers' Major League staff for part of 1992 season and all of 1993 and '94 as Club's first base and infield coach. Named to position on July 16, 1992, when Toby Harrah was named manager.
- Worked six seasons (1987-92) as Rangers' Coordinator of Minor League Instruction and roving infield instructor and made coaching stints at Single-A Daytona Beach in 1985-86 and Single-A Tri Cities in 1984.
- Made two trips to Japan following 1993 season to work with Chunichi Dragons of Japanese Central League. Worked with them in their January 1995 spring camp in Arizona.

PLAYING CAREER

- Played six professional seasons, including each of final five years in Mexican Sonora League.
- Signed as shortstop by Rio Grande of Gulf States League on May 1, 1976, and played one season with Rio, batting .200 in 57 games.
- Spent 1977-81 in Mexican Sonora League before retiring as a player. Played in 622 games in Mexico, batting .257 with eight home runs and 228 RBI.

PERSONAL/MISCELLANEOUS

- Perry Wendell Hill...was inducted into Paris (TX) Junior College Hall of Fame in 2014, the Hurst/Eules/Bedford, Texas Hall of Fame (hometown school district) in February of 2002 and Clarinda, Iowa Hall of Fame in November of 2002...attended University of Texas - Pan American in Edinburg, Texas, for two years, where he hit .351 and was the team captain in 1974...spent two previous seasons at Paris Junior College (TX) and earned all-conference honors both years...lettered three times in baseball at L.D. Bell High School in Hurst, Texas...in 2002, directed and produced a DVD entitled "Ultimate Infield," an instructional video on the fundamentals of fielding.

BATTING HISTORY

YEAR CLUB	AVG.	G	AB	R	H	2B	3B	HR	RBI	SH	SF	HBP	BB	SO	SB	CS	OBP	SLG	E
MILB TOTALS	.200	57	180	25	36	7	0	2	18	6	0	2	32	49	3	-	.327	.272	9



- Photo Credit: Rob Foldy 2017



59 | ED LUCAS

ADMINISTRATIVE COACH | GRAND RAPIDS, MI | BORN MAY 21, 1982

COACHING CAREER

- Ed Lucas begins his second campaign as Miami's administrative coach and video replay coordinator following a 13-year professional baseball career.

PLAYING CAREER

- Appeared at different levels with Kansas City, Atlanta, Angels, Miami, Texas, Arizona, and Seattle over career.
- In only two MLB seasons, both with Miami, hit .255 (135x530) with five home runs and 37 RBI in 163 games. Appeared at first base (six games), second base (20), third base (4), shortstop (19), left field (4) and right field (3).
- Made Major League debut with Miami on May 30, 2013 vs. Tampa Bay as defensive replacement at shortstop.

- Hit game-winning home run on September 18 at Philadelphia, becoming just fifth Marlins rookie (sixth time) in Club history to connect for a game-winning home run in extra innings. - *Stats LLC*
- Selected by Kansas City in eighth round of 2004 draft.

PERSONAL/MISCELLANEOUS

- Edward Lee Lucas...married to Holly...they have a son, Rhodes, born in September of 2013...graduated from Spruce Creek High School in Port Orange, Fla. in 2000...graduated from Dartmouth College in 2004...was named 2004 Ivy League Player of the Year... was honored as 2004 Alfred E. Watson Award winner as most outstanding athlete at Dartmouth...named All-Ivy League three times and was 2004 first team All-New England selection.

BATTING HISTORY

YEAR	CLUB	AVG.	G	AB	R	H	2B	3B	HR	RBI	SH	SF	HBP	BB	SO	SB	CS	OBP	SLG	E
2013	MIAMI	.256	94	351	43	90	14	1	4	28	4	1	2	26	78	1	1	.311	.336	7
2014	MIAMI	.251	69	179	19	45	5	0	1	9	2	0	0	8	48	1	0	.283	.296	4
	MLB TOTALS	.279	1169	4105	586	1145	200	27	77	505	36	30	43	426	832	113	43	.351	.397	165
	MLB TOTALS	.255	163	530	62	135	19	1	5	37	6	1	2	34	126	2	1	.302	.323	7

MARLINS NOTES

TOP REPLAY CHALLENGERS IN 2017

(BY PERCENTAGE OVERTURNED)

TEAM	TOTAL CHALLENGES	CHALLENGES OVERTURNED	WIN %
NEW YORK YANKEES	40	30	75.0
KANSAS CITY ROYALS	36	25	69.4
BALTIMORE ORIOLES	27	18	66.7
MINNESOTA TWINS	30	20	66.7
LOS ANGELES DODGERS	37	24	64.9

THERE WERE A TOTAL OF 1,234 MANAGER CHALLENGES AND 161 CREW CHIEF REVIEWS DURING THE 2017 REGULAR SEASON. OF THE 1,395 TOTAL REVIEWS, 22.8% WERE CONFIRMED (318); 28.7% WERE AS STANDS (401); 47.3% WERE OVERTURNED (660); AND 0.4% WERE FOR RECORD KEEPING PURPOSES (5).

TOP REPLAY CHALLENGERS ALL-TIME

(BY PERCENTAGE OVERTURNED)

TEAM	TOTAL CHALLENGES	CHALLENGES OVERTURNED	WIN %
NEW YORK YANKEES	126	93	73.8
KANSAS CITY ROYALS	143	94	65.7
MIAMI MARLINS	151	92	60.9
MINNESOTA TWINS	137	83	60.6
SAN FRANCISCO GIANTS	159	95	59.7

THERE HAVE BEEN A TOTAL OF 4,772 MANAGER CHALLENGES AND 738 CREW CHIEF REVIEWS IN REGULAR SEASON SINCE 2014. OF THE 5,510 TOTAL REVIEWS, 23.3% HAVE BEEN CONFIRMED (1,286); 27.1% AS STANDS (1,495); 48.5% WERE OVERTURNED (2,674); AND 0.5% FOR RECORD KEEPING PURPOSES (25).



4 | FRANK MENECHINO

ASSISTANT HITTING | STATEN ISLAND, NY | BORN JANUARY 7, 1971

COACHING CAREER

- Frank Menechino enters fifth year with Miami, third as assistant hitting coach.
- Marlins hitters connected for 194 home runs in **2017**, third most in a single season in franchise history, behind 2008 (208) and 2007 (201).
- The offense accounted for 1,497 total hits, third most in the Majors behind Houston (1,581) and Colorado (1,510).
- Miami recorded 778 runs scored, which ranked fifth in the National League. Marked second-highest total in club history, behind 2007 (790).
- In **2016**, Miami's offense ranked second among National League teams with a .263 team average, behind only Colorado. The offense also tallied 1,460 hits, ranking third among NL offenses.
- Miami recorded 42 triples, tying for third-most in a single season in Club history (also 2006), behind 44 in both 2003 and 1999.
- In first season, Miami's run total improved from 513 in 2013 to 645 in **2014**. Marlins hitters also raised team average from .231 to .253. Miami ranked sixth among National League offenses in on-base percentage (.317), and seventh in runs and average.
- Spent previous five seasons in New York Yankees' system, with last three as coach for Triple-A Scranton/Wilkes-Barre.
- Began coaching career with two-year stint as hitting coach for Double-A Trenton from **2009-10**.

PLAYING CAREER

- Appeared in 450 Major League games with Oakland (**1999-2004**) and Toronto (2004-05), compiling a .240 (302x1257) career average with 58 doubles, 36 home runs and 149 RBI.
- Made two appearances as pitcher, last on August 28, **2004** while with Toronto. Was just fourth Blue Jays position player in team history to make appearance as pitcher. Allowed two hits in 0.1 inning against the Yankees. Also tossed 1.0 inning on July 18, **2000** at Coors Field, allowing four runs on six hits.
- Played 18 games with Nettuno in Italian Baseball League in **2008**, and appeared for Team Italy during **2006** World Baseball Classic.

PERSONAL/MISCELLANEOUS

- Frank Menechino (men-eh-kee-no)...drafted out of University of Alabama in 1993 by Chicago White Sox (45th round), where he majored in education...as a junior in 1992, led Crimson Tide in hitting (.349), walks (37) and stolen bases (22)...prior to transferring to Alabama, played baseball at Gulf Coast Community College in Panama City, Fla.

BATTING HISTORY

YEAR CLUB	AVG.	G	AB	R	H	2B	3B	HR	RBI	SH	SF	HBP	BB	SO	SB	CS	OBP	SLG	E
1999 OAKLAND	.222	9	9	0	2	0	0	0	0	0	0	0	0	4	0	0	.222	.222	0
2000 OAKLAND	.255	66	145	31	37	9	1	6	26	1	2	1	20	45	1	4	.345	.455	6
2001 OAKLAND	.242	139	471	82	114	22	2	12	60	3	6	19	79	97	2	3	.369	.374	16
2002 OAKLAND	.205	38	132	22	27	7	0	3	15	0	1	1	20	32	0	0	.312	.326	2
2003 OAKLAND	.193	43	83	10	16	0	0	2	9	2	1	4	19	16	0	0	.364	.265	4
2004 OAKLAND	.091	13	33	0	3	0	0	0	1	0	0	1	1	8	0	0	.143	.091	1
TORONTO	.301	72	236	40	71	13	4	9	25	1	0	3	36	44	0	2	.400	.504	1
2005 TORONTO	.216	70	148	22	32	7	0	4	13	1	0	6	25	33	0	1	.352	.345	1
MLB TOTALS	.284	973	3441	642	977	201	36	84	489	614	34	85	613	648	79	45	.401	.437	107
MLB TOTALS	.240	450	1257	207	302	58	7	36	149	8	10	35	200	279	3	10	.358	.383	31

POSTSEASON HISTORY

YEAR CLUB	SERIES	AVG.	G	AB	R	H	2B	3B	HR	RBI	SH	SF	HBP	BB	SO	SB	CS	OBP	SLG	E
2000 OAK/NYY	ALDS	.000	1	0	0	0	0	0	0	0	0	0	0	0	0	0	0	.000	.000	0
2001 OAK/NYY	ALDS	.083	4	12	2	1	0	0	0	0	0	0	0	1	4	0	0	.154	.083	0
2003 OAK/BOS	ALDS	.000	1	0	0	0	0	0	0	0	0	0	0	0	0	0	0	.000	.000	0
TOTALS		.083	6	12	2	1	0	0	0	0	0	0	0	1	4	0	0	.154	.083	0

FRONT OFFICE
FIELD AND CLUBHOUSE STAFF
PLAYERS
2017 IN REVIEW
CLUB HISTORY
POSTSEASON HISTORY
PLAYER DEVELOPMENT
2018 OPPONENTS
GENERAL INFORMATION





47 | JUAN NIEVES

PITCHING | SANTURCE, PR | BORN JANUARY 5, 1965

COACHING CAREER

- Juan Nieves is in third season as Marlins pitching coach.
- In **2017**, Marlins starting pitchers surrendered just 848 hits, fewest in a non-strike shortened season in franchise history; starters allowed 704 hits in 1994.
- In first season with Marlins in **2016**, pitching staff recorded a club-record 1,379 strikeouts, besting the previous mark of 1,248 in 2009. Among National League teams, staff ranked fifth in average against (.251), strikeouts, and fewest hits allowed (1,358), and ranked sixth in ERA (4.05).
- Miami was one of just five National League teams to record more strikeouts than hits allowed, doing so for first time in Club history.
- Starting pitchers established a Club record with 809 strikeouts, besting previous mark of 801 set in 1997, while relievers also set a new mark with 570, passing 2007 squad that recorded 526.
- Relievers tossed 559.2 innings, second-most in Club history, while their .237 average against also ranked second.
- In **2014**, Boston's relievers posted a 3.33 ERA, the lowest mark for the club since 2007 (3.10). Oversaw a staff of 24 pitchers that season, including seven rookies.
- Served as pitching coach for 2014 American League All-Star Team on July 15 at Target Field in Minnesota. Was also part of Major League Baseball's All-Star Series Japan in November 2014.
- Boston's pitching staff posted a 3.79 ERA in **2013**, lowest club mark since a 3.75 ERA in 2002. The 3.79 ERA was sixth-best in American League and nearly a full run lower than 2012 (4.70).
- In 2013, Boston's pitchers set single-season franchise records in both strikeouts (1,294) and SO/9.0 IP (8.0). Staff also recorded a club-record 47 double-digit strikeout games.
- Joined Red Sox after 14 seasons in White Sox organization, including final five years (**2008-12**) as White Sox' bullpen coach.
- Working with long-time pitching coach Don Cooper, helped guide White Sox pitching staff that posted sixth-best ERA in American League (4.08) from 2008-12, while bullpen's 3.88 ERA ranked fifth in that time. White Sox staff set club records in strikeouts three straight years from 2010-12, including a franchise-best 1,246 in 2012. Chicago's bullpen set a record with 479 strikeouts in 2011.
- In **2012**, oversaw White Sox bullpen that used eight rookies before September. Included in that group were setup man Nate Jones (who went 8-0 with a 2.39 ERA and tied for Major League lead in relief victories) and closer Addison Reed (who tied for seventh in AL with 29 saves).

- Spent nine years (**1999-2007**) as pitching coach in White Sox' minor league system with stints at Rookie-level Tucson (1999-2001), Double-A Birmingham (2002-04), and Triple-A Charlotte (2005-07).
- Was chosen as pitching coach for **2006** World Team participating in All-Star Futures Game at PNC Park in Pittsburgh. In **2002**, was pitching coach for the Southern League West Division All-Star Team.
- From **1998-99**, was the general manager/manager for Caguas in the Puerto Rican Winter League.
- Began coaching career in the Yankees organization, holding the positions of pitching coach with Rookie-level Tampa (1992), Short-A Oneonta (1993), and Single-A Greensboro (1994, 1996), and pitching coordinator with Double-A Norwich (1995).

PLAYING CAREER

- Over three Major League seasons with Milwaukee (**1986-88**), posted 32-25 record with one save, 4.71 ERA and 352 strikeouts in 94 appearances (81 starts).
- Set career highs with 14 wins, 195.2 innings, and 163 strikeouts in **1987**. Ranked fifth in American League with an average of 7.5 strikeouts-per-9.0.
- Became first pitcher in Brewers history and Puerto Rican native to throw a no-hitter when he accomplished the feat at age 22 on April 15, **1987** at Baltimore (128 pitches).
- Finished T-4th in AL with three shutouts as a rookie in **1986**.
- Named Texas League Pitcher of the Year in 1985 with Double-A El Paso.
- Signed by Milwaukee out of high school in **1983**.

PERSONAL/MISCELLANEOUS

- Married to Marilia...has four children: Natalia, Alondra, Marilia, and Isabella...graduated from Avon Old Farms High School in Connecticut in 1983...compiled a career record of 19-1 with a 1.05 ERA in three years at the school...In addition to baseball, captained cross-country and basketball teams...is in Avon Old Farms High School's Hall of Fame.

PITCHING HISTORY

YEAR	CLUB	W-L	ERA	G	GS	CG	SHO	SV	SVO	IP	H	R	ER	HR	HB	BB	SO	WP	BK
1986	MILWAUKEE	11-12	4.92	35	33	4	3	0	0	184.2	224	124	101	17	1	77	116	3	1
1987	MILWAUKEE	14-8	4.88	34	33	3	1	0	0	195.2	199	112	106	24	2	100	163	4	0
1988	MILWAUKEE	7-5	4.08	25	15	1	1	1	1	110.1	84	53	50	13	1	50	73	1	3
	MILB TOTALS	37-15	3.30	80	76	12	5	0	0	460.2	391	201	169	33	16	190	411	15	6
	MLB TOTALS	32-25	4.71	94	81	8	5	1	1	490.2	507	289	257	54	4	227	352	8	4





6 | MIKE PAGLIARULO

HITTING | MEDFORD, MA | BORN MARCH 15, 1960

COACHING CAREER

- Mike Pagliarulo is in his second season as Miami's hitting coach, his first career Major League coaching assignment.
- Marlins hitters connected for 194 home runs in **2017**, third-most in a single season in franchise history, behind 2008 (208) and 2007 (201).
- The offense accounted for 1,497 total hits, third-most in the Majors behind Houston (1,581) and Colorado (1,510).
- Miami recorded 778 runs scored, which ranked fifth in the National League. Marked second highest total in club history, behind 2007 (790).
- Previously served as hitting coach for Triple-A Indianapolis in Pirates system from **2013-14**.

PLAYING CAREER

- Spent parts of 11 Major League seasons with Yankees (1984-89), San Diego (1989-90), Minnesota (1991-93), Baltimore (1993) and Texas (1995), winning World Series with Twins in 1991.
- Between stints in Baltimore and Texas, played one season with Seibu Lions in Japanese Pacific League, batting .263 with seven home runs and 47 RBI in 80 games.

- In **1991** American League Championship Series against Toronto, connected for pinch-hit 10th-inning home run in Game 3 to help Twins reach World Series.
- Led Yankees with 32 home runs in **1987**.
- Made Major League debut with Yankees on July 7, **1984**, a doubleheader at Minnesota. In second game, hit first MLB home run (off Bret Saberhagen).

PERSONAL/MISCELLANEOUS

- Michael Timothy Pagliarulo (Pal-lee-ah-roo-low)...married to wife, Karen, and has two grown children; daughter Erica and son Michael...played three seasons at University of Miami and was inducted into school's Sports Hall of Fame in 1999...founded several international sports consultant groups; Sports Embassy Inc., the Baseline Group and 'iScouts, Inc...also created the Baseball Institute of Development, a non-profit organization focused on injury prevention in youth sports.

BATTING HISTORY

YEAR	CLUB	AVG.	G	AB	R	H	2B	3B	HR	RBI	SH	SF	HBP	BB	SO	SB	CS	OBP	SLG	E
1984	YANKEES	.239	67	201	24	48	15	3	7	34	0	3	0	15	46	0	0	.288	.448	7
1985	YANKEES	.239	138	380	55	91	16	2	19	62	3	3	4	45	86	0	0	.324	.442	13
1986	YANKEES	.238	149	504	71	120	24	3	28	71	1	2	4	54	120	4	1	.316	.464	19
1987	YANKEES	.234	150	522	76	122	26	3	32	87	2	3	2	53	111	1	3	.305	.479	17
1988	YANKEES	.216	125	444	46	96	20	1	15	67	1	6	2	37	104	1	0	.276	.367	19
1989	YANKEES	.197	74	223	19	44	10	0	4	16	0	0	2	19	43	1	1	.266	.296	10
	SAN DIEGO	.196	50	148	12	29	7	0	3	14	1	0	1	18	39	2	0	.287	.304	7
1990	SAN DIEGO	.254	128	398	29	101	23	2	7	38	2	4	3	39	66	1	3	.322	.374	13
1991	MINNESOTA	.279	121	365	38	102	20	0	6	36	2	2	3	21	55	1	2	.322	.384	11
1992	MINNESOTA	.200	42	105	10	21	4	0	0	9	0	1	1	17	1	0	.213	.238	3	
1993	MINNESOTA	.292	83	253	31	74	16	4	3	23	2	1	5	18	34	6	6	.350	.423	3
	BALTIMORE	.325	33	117	24	38	9	0	6	21	0	0	1	8	15	0	0	.373	.556	5
1995	TEXAS	.232	86	241	27	56	16	0	4	27	2	3	1	15	49	0	0	.277	.349	7
	MILB TOTALS	.252	394	1264	219	318	57	9	50	214	4	14	5	202	255	29	6	.354	.430	77
	MLB TOTALS	.241	1246	3901	462	942	206	18	134	505	16	28	29	343	785	18	16	.306	.407	134

FRONT OFFICE
FIELD AND CLUBHOUSE STAFF
PLAYERS
2017 IN REVIEW
CLUB HISTORY
POSTSEASON HISTORY
PLAYER DEVELOPMENT
2018 OPPONENTS
GENERAL INFORMATION





23 | BRIAN SCHNEIDER

CATCHING | JACKSONVILLE, FL | BORN NOVEMBER 26, 1976

MANAGERIAL / COACHING CAREER

- Brian Schneider enters third season as Marlins catching coach.
- Since 2015, Marlins catchers have the seventh best caught stealing percentage in the National League at 30.0%, behind league leaders Arizona and Milwaukee (31.7%).
- Had two-year stint as manager at Single-A Jupiter (2014-15), combining on 117-160 record.

PLAYING CAREER

- A 13-year Major League veteran with Montreal/Washington (2000-07), Mets (2008-09) and Philadelphia (2010-12), posted a career average of .247 (781x3165) with 67 home runs and 387 RBI over 1048 games.
- Owned career caught stealing percentage of 36.0, throwing out 201 of 606 potential base stealers. Lifetime caught stealing percentage ranks 30th in Major League history among catchers to appear in at least 750 games.
- From 2002-05, paced MLB catchers with caught stealing percentage of 46.2 (min. 200 games). Led all Major League catchers in caught stealing percentage in both 2003 (46.7) and '04 (47.8).

- In 2004, finished second in Majors with four pickoffs. That season, set career highs in games (135), starts (125), at-bats (436), runs (40), hits (112), triples (3), home runs (12) and total bases (174).
- Made Major League debut on May 26, 2000 at San Diego.

PERSONAL/MISCELLANEOUS

- Brian Duncan Schneider...married Jordan Sproat and the couple has two daughters, Tatum and Haven, and two sons, Calin and Holden...is 1995 graduate of Northampton High School (PA), where he played baseball and basketball...skipped his high school graduation ceremonies to join the Gulf Coast League Expos after being drafted...named Player of the Year in Lehigh Valley in 1994 and 1995...participated in MLB's All-Star Tour of Japan in 2006...named MTL's Roberto Clemente Award winner after donating \$2,500 to the ALS Society of Quebec...caught ceremonial first pitch from President George W. Bush prior to the Nationals regular season debut in Washington on April 4, 2005 vs. Arizona...founded "Catching for Kids Foundation" with wife Jordan to help underprivileged children on national level.

BATTING HISTORY

YEAR	CLUB	AVG.	G	AB	R	H	2B	3B	HR	RBI	SH	SF	HBP	BB	SO	SB	CS	OBP	SLG	E
2000	MONTREAL	.235	45	115	6	27	6	0	0	11	0	1	0	7	24	0	1	.276	.287	6
2001	MONTREAL	.317	27	41	4	13	3	0	1	6	0	1	0	6	3	0	0	.396	.463	0
2002	MONTREAL	.275	73	207	21	57	19	2	5	29	2	2	0	21	41	1	2	.339	.459	3
2003	MONTREAL	.230	108	335	34	77	26	1	9	46	1	2	2	37	75	0	2	.309	.394	3
2004	MONTREAL	.257	135	436	40	112	20	3	12	49	5	2	3	42	63	0	1	.325	.399	2
2005	WASHINGTON	.268	116	369	38	99	20	1	10	44	2	2	6	29	48	1	0	.330	.409	5
2006	WASHINGTON	.256	124	410	30	105	18	0	4	55	2	3	2	38	67	2	2	.320	.329	5
2007	WASHINGTON	.235	129	408	33	96	21	1	6	54	4	7	2	56	56	0	0	.326	.336	6
2008	METS	.257	110	335	30	86	10	0	9	38	4	2	1	42	53	0	0	.339	.367	5
2009	METS	.218	59	170	11	37	11	0	3	24	2	3	1	18	21	0	0	.292	.335	1
2010	PHILADELPHIA	.240	47	125	17	30	4	1	4	15	2	0	1	19	25	0	0	.345	.384	2
2011	PHILADELPHIA	.176	41	125	11	22	4	0	2	9	1	1	1	11	35	0	0	.246	.256	1
2012	PHILADELPHIA	.225	34	89	9	20	5	0	2	7	1	0	3	5	15	0	0	.289	.348	0
	MLB TOTALS	.262	623	2147	252	562	119	11	41	281	17	19	19	210	296	22	22	.330	.385	51
	MLB TOTALS	.247	1048	3165	284	781	167	9	67	387	26	26	22	331	526	4	8	.320	.369	39

MANAGERIAL HISTORY

YEAR	CLUB	LEAGUE	WINS	LOSSES	PCT.	FINISH
2014	JUPITER	FLORIDA STATE	50	87	.365	6TH
2015	JUPITER	FLORIDA STATE	67	73	.479	6TH
	MLB TOTALS		117	160	.422	





24 | DEAN TREANOR

BULLPEN | SAN LOUIS OBISPO, CA | BORN DECEMBER 8, 1947

MANAGERIAL / COACHING CAREER

- Dean Treanor enters second season as Marlins bullpen coach. Had previously served organization as manager at Triple-A Albuquerque in **2003** and from **2005-08**.
- Prior to current assignment, spent six seasons managing Triple-A Indianapolis in Pirates system. Guided Indians to three division titles in that span (**2012-13, 2015**) with overall record of 481-393 (.550).
- In **2016**, skippered team to 70-74 record, one season after appearing in International League Championship series (lost to Columbus 2-3).
- In **2012**, led Indianapolis to 89-55 record, marking most wins in all of Minor League baseball that season. Also most wins by Indianapolis team since 1988 (89-53).
- Managed in Dominican (2008-09, 2011-12, 2015) and Puerto Rican (2010) winter leagues. Was three-time winner of Manager of the Year award in Dominican Winter League (2009, '11, '15). Reached Caribbean Series with Toros del Este in 2011.
- Prior to managing Indianapolis, spent **2010** campaign as pitching coach for Indians, following one season as pitching coach for Double-A Altoona.
- Holds Albuquerque Isotopes' record for career managerial wins (429) and ranks fourth all-time at Indianapolis (401).

- Spent **2004** campaign as Marlins Minor League pitching coordinator, between stints managing at Albuquerque.
- Before coming to Marlins organization in **2002**, worked three seasons as Triple-A pitching coach in Dodgers' system.
- Has also seen time as pitching coach for Triple-A Ottawa (**1998**) and Double-A Harrisburg (**1996-97**) in Montreal system. In addition, was pitching coach in San Diego system for Waterloo (**1992-93**), Rancho Cucamonga (**1994**) and Memphis (**1995**).
- Began managerial career in Cleveland organization with Single-A Fresno in **1988**. Also served as Indians' Minor League pitching coach with GCL Indians (**1989**) and Single-A Reno (**1991**).

PLAYING CAREER

- Drafted by Cincinnati in **1971** and had playing career cut short due to a rotator cuff injury.

PERSONAL/MISCELLANEOUS

- Dean Leroy Treanor...played collegiate baseball at Cal Poly San Luis Obispo from 1968-1970 and tossed no-hitter against Cal Poly Pomona on March 26, 1970...after playing career was finished in 1975, spent 13 years as police officer and undercover narcotics agent in hometown prior to beginning coaching career in 1988.

MANAGERIAL HISTORY

YEAR	CLUB	LEAGUE	WINS	LOSSES	PCT.	FINISH
1988	FRESNO	CALIFORNIA	53	89	.373	9TH
1990	GCL INDIANS	GULF COAST	23	40	.365	13TH
2002	CALGARY	PACIFIC COAST	67	71	.486	12TH
2003	ALBUQUERQUE	PACIFIC COAST	74	70	.514	*5TH
2005	ALBUQUERQUE	PACIFIC COAST	78	66	.542	5TH
2006	ALBUQUERQUE	PACIFIC COAST	70	72	.493	10TH
2007	ALBUQUERQUE	PACIFIC COAST	72	70	.507	9TH
2008	ALBUQUERQUE	PACIFIC COAST	68	75	.476	10TH
2011	INDIANAPOLIS	INTERNATIONAL	76	68	.528	6TH
2012	INDIANAPOLIS	INTERNATIONAL	89	55	.618	*1ST
2013	INDIANAPOLIS	INTERNATIONAL	80	64	.556	*3RD
2014	INDIANAPOLIS	INTERNATIONAL	73	71	.507	7TH
2015	INDIANAPOLIS	INTERNATIONAL	83	61	.576	*T1ST
2016	INDIANAPOLIS	INTERNATIONAL	70	74	.486	7TH
	MILB TOTALS		976	946	.507	

*-Lost in 1st round of playoffs
 ^-Lost in League Finals

FRONT OFFICE | FIELD AND CLUBHOUSE STAFF | PLAYERS | 2017 IN REVIEW | CLUB HISTORY | POSTSEASON HISTORY | PLAYER DEVELOPMENT | 2018 OPPONENTS | GENERAL INFORMATION





38 | TIM WALLACH

BENCH | HUNTINGTON BEACH, CA | BORN SEPTEMBER 14, 1957

MANAGERIAL / COACHING CAREER

- Tim Wallach begins third season as Miami's bench coach, and fifth consecutive season under Don Mattingly as bench coach.
- Prior to serving as bench coach under Mattingly with Dodgers, was Dodgers' third base coach from **2011-13**.
- Managed Dodgers' Triple-A Albuquerque Isotopes for two seasons (**2009-10**) guiding them to a 152-135 (.530) overall record.
- Led Isotopes to American Southern Division title in **2009** and franchise-record 80 wins after a three-year absence from baseball. Named Pacific Coast League Manager of the Year, as well as Baseball America's "Best Manager Prospect".
- In first Major League coaching position, spent two years as Dodgers' hitting coach (**2004-05**).
- Managed Single-A Rancho Cucamonga in Angels' organization in **2001**.
- Coached at alma mater, Cal State University, Fullerton, in **2000**.
- Served as hitting coach for Dodgers' Single-A San Bernardino club in **1997** and **1998**. Took over managerial duties for San Bernardino during final two and a half months of **1998** campaign.

PLAYING CAREER

- Played 17 seasons in Major Leagues with Montreal (**1980-92**), Los Angeles (**1993-96**) and California (**1996**), batting .257 with 2,085 hits, 260 home runs and 1,125 RBI.

- Was five-time National League All-Star with Montreal and earned three Rawlings® Gold Glove Awards at third base.
- Led Major League Baseball with a career-high 42 doubles in **1987**. Two years later, led NL and tied previous career high with 42 doubles.
- Won two Silver Slugger Awards and is Montreal/Washington's all-time franchise leader with 1,694 hits, 360 doubles, 905 RBI and 1,767 games.

PERSONAL/MISCELLANEOUS

- Timothy Charles Wallach and his wife of 34 years, Lori, reside in Yorba Linda, CA...inducted into the Canadian Baseball Hall of Fame in 2014...Dodgers drafted each of his three sons: Matt (2007, 22nd round), Brett (2009, third round) and Chad (2010, 43rd round, did not sign)...Matt played in Dodgers' system 2007-2013, Brett played in Dodgers' system from 2009-2010 and Chad is currently a catcher in the Marlins' system...was an inductee into Cal State Fullerton's inaugural Titan Athletics Hall of Fame in 2005...received Ray Boone Family Award at 2012 Professional Baseball Scouts Foundation banquet...was elected to College Baseball Hall of Fame in February 2011...won USA Baseball's Golden Spikes Award and Sporting News College Player of the Year award in 1979 when he led Titans to school's first NCAA Division I title.

BATTING HISTORY

YEAR	CLUB	AVG.	G	AB	R	H	2B	3B	HR	RBI	SH	SF	HBP	BB	SO	SB	CS	OBP	SLG	E
1980	MONTREAL	.182	5	11	1	2	0	0	1	2	0	0	0	1	5	0	0	.250	.455	0
1981	MONTREAL	.236	71	212	19	50	9	1	4	13	0	0	4	15	37	0	1	.299	.344	1
1982	MONTREAL	.268	158	596	89	160	31	3	28	97	5	4	4	36	81	6	4	.313	.471	23
1983	MONTREAL	.269	156	581	54	156	33	3	19	70	5	5	6	55	97	0	3	.335	.434	19
1984	MONTREAL	.246	160	582	55	143	25	4	18	72	0	4	7	50	101	3	7	.311	.395	21
1985	MONTREAL	.260	155	569	70	148	36	3	22	81	0	5	5	38	79	9	9	.310	.450	18
1986	MONTREAL	.233	134	480	50	112	22	1	18	71	0	5	10	44	72	8	4	.308	.396	16
1987	MONTREAL	.298	153	593	89	177	42	4	26	123	0	7	7	37	98	9	5	.343	.514	21
1988	MONTREAL	.257	159	592	52	152	32	5	12	69	0	7	3	38	88	2	6	.302	.389	18
1989	MONTREAL	.277	154	573	76	159	42	0	13	77	0	7	1	58	81	3	7	.341	.419	18
1990	MONTREAL	.296	161	626	69	185	37	5	21	98	0	7	3	42	80	6	9	.339	.471	21
1991	MONTREAL	.225	151	577	60	130	22	1	13	73	0	4	6	50	100	2	4	.292	.334	14
1992	MONTREAL	.223	150	537	53	120	29	1	9	59	0	7	8	50	90	2	2	.296	.331	15
1993	DODGERS	.222	133	477	42	106	19	1	12	62	1	9	3	32	70	0	2	.271	.342	15
1994	DODGERS	.280	113	414	68	116	21	1	23	78	0	2	4	46	80	0	2	.356	.502	11
1995	DODGERS	.266	97	327	24	87	22	2	9	38	0	4	4	27	69	0	0	.326	.428	5
1996	ANGELS	.237	57	190	23	45	7	0	8	20	0	0	1	18	47	1	0	.306	.400	8
	DODGERS	.228	45	162	14	37	3	1	4	22	0	0	1	12	32	0	1	.286	.333	3
	MILB TOTALS	.300	219	807	159	242	48	11	55	186	3	12	7	90	157	1	2	.370	.591	27
	MLB TOTALS	.257	2212	8099	908	2085	432	36	260	1125	6	77	77	649	1307	51	66	.316	.416	247



WALLACH'S MANAGERIAL HISTORY

YEAR	CLUB	LEAGUE	WINS	LOSSES	PCT.	FINISH
1998	SAN BERNARDINO	CALIFORNIA	55	85	.393	4TH
2001	RANCHO CUCAMONGA	CALIFORNIA	63	77	.450	4TH
2009	ALBUQUERQUE	PACIFIC COAST	80	64	.556	1ST
2010	ALBUQUERQUE	PACIFIC COAST	72	71	.503	2ND
	MILB TOTALS		270	297	.476	

MARLINS NOTES

MARLINS ALL-TIME COACHING ROSTER

ARNSBERG, BRAD	PITCHING	2002-03	LEARY, ROB	BENCH	2013-15
ARSENAULT, PIERRE	BULLPEN COORDINATOR	2002-10	LUCAS, ED	ADMINISTRATIVE	2017-
BONDS, BARRY	HITTING	2016	MALLEE, JOHN	HITTING	2010-11
BREEDEN, JOE	BULLPEN	1995-96, 2001	MALOOF, JACK	HITTING	1999-2001
	BENCH	1999-2001	MANUEL, JERRY	BENCH	1997
BROCK, TARRIK	FIRST BASE/OUTFIELD	2010	MARTINEZ, TINO	HITTING	2013
BUNDY, LORENZO	BASERUNNING/OUTFIELD	1998, 2016-17	MATTINGLY, DON	MANAGER	2016-
BUTLER, BRETT	THIRD BASE/OUTFIELD	2014-15	MAY, MILT	HITTING	1997-98
COLLINS, DAVE	FIRST BASE	2010	MCCLURE, BOB	BULLPEN	1994
CORA, JOEY	BENCH	2012	MEACHAM, BOBBY	THIRD BASE	2006
CORNELIUS, REID	BULLPEN	2010-16	MENECHINO, FRANK	ASSISTANT HITTING	2014-
COX, JEFF	THIRD BASE	2004-05	MORALES, JOSE	HITTING	1995-96
	BENCH	2003	NIEVES, JUAN	PITCHING	2016-
	BULLPEN	2002	PAGLIARULO, MIKE	HITTING	2017-
DAVIS, DOUG	BENCH	2003-04	PENTLAND, JEFF	HITTING	1996
DONNELLY, RICH	THIRD BASE	1997-98	PEREZ, EDUARDO	HITTING	2011-12
DORANTE, LUIS	BULLPEN	2005	PIERSON, JOHN	HITTING	2013
DUBEE, RICH	PITCHING	1998-2001	PINSON, VADA	FIRST BASE	1993-94
DUNLOP, HARRY	BENCH	2005	PORTER, BO	THIRD BASE/OUTFIELD	2007-09
ESPADA, JOE	THIRD BASE/INFIELD	2010-13	PRESLEY, JIM	HITTING	2006-10
FOSTER, STEVE	BULLPEN	2007-09	RADER, DOUG	HITTING	1993-94
FOX, ANDY	FIRST BASE/INFIELD	2007-09	REBERGER, FRANK	BULLPEN	1993-94
GOFF, MIKE	BENCH COACH	2015	REDMOND, MIKE	MANAGER	2013-15
GONZALEZ, FREDI	MANAGER	2007-10	RENICK, RICK	BENCH	2002
	BENCH	2001	ROSENTHAL, WAYNE	PITCHING	2003-04
	THIRD BASE	1999-2001	ROBINSON, BILL	HITTING	2002-05
GUILLEN, OZZIE	MANAGER	2012	ROJAS, COOKIE	THIRD BASE	1993-96
	THIRD BASE	2002-03	ROTHSCHILD, LARRY	PITCHING	1995-97
HARKEY, MIKE	BULLPEN	2006	SANDT, TOMMY	FIRST BASE	1997-98
HARRIS, LENNY	THIRD BASE	2016	SCHNEIDER, BRIAN	CATCHING	2016-
	ASST. HITTING/THIRD BASE	2015	SHINE, PAT	ADMINISTRATIVE	2014-16
HERNANDEZ, CHUCK	PITCHING	2013-15	ST. CLAIRE, RANDY	PITCHING	2010-12
HILL, PERRY	FIRST BASE/INFIELD	2013-	TAYLOR, TONY	BULLPEN	2004
		2002-06, 2011		FIRST BASE	2001
HYDE, BRANDON	MANAGER	2011		INFIELD/BULLPEN	1999-2001
	BENCH	2010-11	THURMAN, GARY	FIRST BASE	2012
JENNINGS, DAN	MANAGER	2015	TOSCA, CARLOS	BENCH	2007-10
JONES, LYNN	FIRST BASE	2001	TREANOR, DEAN	BULLPEN	2017-
	THIRD BASE	2001	TUCK, GARY	BENCH	2006
KIMM, BRUCE	BULLPEN	1997-98	URGELLES, JEFF	BULLPEN COORDINATOR	2010-17
KRANITZ, RICK	PITCHING	2006-07	WALLACH, TIM	BENCH	2016-
KUNTZ, RUSTY	FIRST BASE	1995-96, '99-2000	WILEY, MARK	PITCHING	2005, '08-09
LACHEMANN, MARCEL	PITCHING	1993-94	WILLIAMS, RICK	ASSISTANT PITCHING	1995-96

FRONT OFFICE

FIELD AND
CLUBHOUSE STAFF

PLAYERS

2017 IN REVIEW

CLUB HISTORY

POSTSEASON HISTORY

PLAYER DEVELOPMENT

2018 OPPONENTS

GENERAL INFORMATION





DUSTIN LUEPKER

HEAD CERTIFIED ATHLETIC TRAINER

- Dustin Luepker begins his second full season as the Marlins' Head Athletic Trainer, after taking over the position in April of 2016. He spent five years as an assistant Athletic Trainer with the Marlins, after beginning spring 2012 as the Triple-A trainer at New Orleans. Prior to his promotion, Luepker was the trainer at Double-A Jacksonville from 2009-11.
- Prior to joining the Marlins' organization, Dustin worked three seasons in the San Francisco Giants' system at Single-A Augusta and Double-A Connecticut. He began his professional career for the Gary Railcats of the independent Northern League.
- The Houston, TX native attended Stephen F. Austin State University where he graduated with a Bachelor of Science in Kinesiology (1999) and Master of Education in Exercise Science (2001). Luepker is a certified athletic trainer, certified strength and conditioning specialist, and a corrective exercise specialist.
- Luepker and his wife, Annie, have a daughter, Camden, and a son, Cole, and reside in Ft. Lauderdale, Florida.



MIKE KOZAK

ASSISTANT CERTIFIED ATHLETIC TRAINER

- Mike Kozak enters his 17th season as the Marlins' assistant Athletic Trainer and his 38th year in the Majors. He was named assistant athletic trainer for the Montreal Expos on December 10, 1980.
- Kozak holds a diploma in athletic training and management from Sheridan College and a Bachelor of Science from the University of Waterloo. He is a certified member of the National Athletic Trainers' Association (NATA) and the Professional Baseball Athletic Trainers' Society (PBATS). He served as the National League Assistant Trainer representative on the PBATS Executive Board from 2009 until 2015. In 2011, he was selected to the PBATS Hall of Fame Committee.
- He served as an athletic trainer for Team Canada in the 2013 and 2017 World Baseball Classic. He also has been selected as an athletic trainer for the NL All-Star team two times: 1995 in Arlington, Texas, and 2008 at Yankee Stadium.
- Kozak and his wife, Maria, have two children, Derek and Caylie. He enjoys squash, golf, alpine and cross-country skiing.



GENE BASHAM

ASSISTANT CERTIFIED ATHLETIC TRAINER

- Gene Basham enters his second season as the Marlins' assistant Athletic Trainer and his 17th season with the Marlins. He spent the previous 13 years as the Marlins' Athletic Training and Rehabilitation Coordinator. In his prior role, Basham oversaw all medical aspects of the Minor League system, including strength and conditioning and injury rehabilitation. In 2012, he was named the Marlins Player Development Person of the Year. Basham served as the athletic trainer for the Marlins' Double-A affiliates in 2002 and '03. In 2003, he was named the Marlins' Minor League Athletic Trainer of the Year.
- Basham served as the head athletic trainer for Venezuela's Pastora de los Luanos Baseball Club in 2001 and '02. Prior to holding that post, he spent two seasons as an athletic trainer in the Montreal Expos' system, serving as the athletic trainer for Cape Fear (A) in 2000 and Jupiter (A+) in 2001. He served as a trainer in the Texas Rangers' system from 1995-99 and as a trainer with the Center for Athletic Medicine in Manhattan Beach, Calif., from 1998-2000, working primarily with high school athletes. From 1995-97, he was an athletic trainer and graduate teaching assistant at Wichita State University, where he worked with the baseball team.
- Basham graduated from Cal State-Northridge, where he was a student athletic trainer. He received his Master of Education in Sports Administration from Wichita State University. Basham resides in West Palm Beach, Fla., and has a son, Jackson, and daughter, Jade Savannah.





DR. LEE KAPLAN

MEDICAL DIRECTOR

- Dr. Lee Kaplan begins his 10th season with the Miami Marlins organization as the Marlins' Medical Director. He is the Chief of UHealth Sports Medicine, and the Director of the UHealth Sports Institute. He is a Professor of Orthopaedic Surgery, Biomedical Engineering, and Kinesiology and Sports Sciences at the University of Miami Miller School of Medicine.
- Dr. Kaplan serves as Medical Director and Head Team Physician for University of Miami Athletics. He is an Orthopaedic consultant for the Pittsburgh Steelers.
- Dr. Kaplan earned his undergraduate degree at Johns Hopkins University in 1990 and his Doctor of Medicine degree from George Washington University in 1995. He completed his residency at the University of Miami/Jackson Memorial Hospital in 2000. He simultaneously completed a Sports Medicine/Shoulder Fellowship and a Clinical Instructor Sports Medicine/Research Fellowship at the University of Pittsburgh from 2000-02. Dr. Kaplan is certified by the American Board of Orthopaedic Surgeons and has earned his subspecialty in Sports Medicine.
- Dr. Kaplan is spearheading research into articular cartilage injuries and is an active member of several organizations, such as the American Orthopaedic Society for Sports Medicine, the American College of Sports Medicine and the Herodicus Society.



DR. DAN KANELL

SENIOR MEDICAL ADVISOR

- Dr. Dan Kanell begins his 26th season with the Marlins and eighth as the Club's Senior Medical Advisor, after joining the organization in 1992 as the team physician.
- Prior to joining the Marlins, Kanell served as the Miami Dolphins team physician for 25 years (1989-2013). He has also served as the medical director of Spring Training and orthopaedic consultant with the New York Yankees from 1974-94.
- Kanell was listed in "Best Doctors of America" southeast section from 1996 through 2014. In 1995, Kanell was honored as the "Doctor of the Year" by the Caducean Society of Ft. Lauderdale.
- Kanell graduated from the University of Pittsburgh School of Medicine in 1965. He completed his residency at New York University Medical Center and is certified by the American Board of Orthopaedic Surgery. He was the founder of the Broward County school board's Sports Medicine Program and is a member of the University of Pittsburgh Hall of Fame.
- Kanell, and wife, Diane, reside in Fort Lauderdale, Fla. They have four children: Debra, Daryl, Dana, and Danny. His son Danny, who played college football at Florida State and seven years in the NFL for the New York Giants, Atlanta Falcons and Denver Broncos, currently works for ESPN as a football analyst.

MEDICAL CONSULTANTS

Dr. Eddie Alfonso	Optometrist	Dr. Clifton Page	Internal Medicine
Dr. Mike Baraga	Orthopedic Consultant	Dr. Barry Resnik	Dermatologist
Dr. Jean Jose	Radiologist	Dr. David Rosenberg	Internal Medicine
Dr. Dan Kanell	Senior Medical Advisor	Dr. Mike Sandler	Optometrist
Dr. Lee Kaplan	Medical Director	Dr. Wade Van Sice	Orthopedic Consultant
Dr. Ira Kotch	Dental	Jeanette Jackson	X-Ray Technician
Dr. James Mullen	Internist	Dr. Erol Yoldas	Orthopedic Surgeon



TY HILL

STRENGTH AND CONDITIONING COACH

- Ty Hill begins his sixth season as the Marlins' Strength and Conditioning Coach following his appointment on December 23, 2012. Hill previously served seven seasons with the Kansas City Royals, the last five as their Major League Strength and Conditioning Coordinator. His first two years in KC were spent as the Royals' Minor League Strength and Conditioning Coordinator.
- Prior to his time in Kansas City, Hill worked as a Minor League conditioning coach for the Pittsburgh Pirates organization from 1998-2004. He served as an assistant to the Major League strength coach from 2003-04 and also served as the Pirates' Fitness Club Supervisor in 1997 and '98. In addition, Hill also worked as a consultant for the Roberto Clemente Foundation in 1998.
- Hill played baseball at Penn State University and received his Bachelor of Science degree in Exercise and Sports Science in 1997. A native of Pittsburgh, Pa., he resides in Miami, Fla.



JOEY NERO

VIDEO COORDINATOR

- Joey Nero enters his third season with the Marlins, and his second season as the Major League Video Coordinator. He joined the Marlins' organization in March 2016 serving as the Major League Video Assistant.
- Prior to joining the Marlins, Nero worked as a corporate attorney in Cleveland, Ohio. He began his career in baseball as a Baseball Operations Intern with the Cleveland Indians from 2013-15. With the Indians, he worked alongside coaches and coordinators at the organization's minor league affiliates to apply video and data to the player development process.
- A native of Valley View, Ohio, Nero graduated from The Ohio State University in 2012 with a Bachelor of Education in Sports Leadership and Humanities, and received his Juris Doctor degree from Capital University Law School in Columbus, Ohio. He currently resides in Naples, Fla.



MANNY COLÓN

DIRECTOR, TEAM TRAVEL

- Manny Colón enters his 16th season with the Marlins and eighth as Director of Team Travel. He was appointed to the post on November 1, 2010 after two years as the Manager of Player Development and International Operations. Colón handles all the transportation logistics for Marlins players, coaches, and front office staff. Colón's responsibilities include arranging hotel rooms, buses, air travel, baggage transportation, equipment, game tickets, and meal money for Spring Training, regular season and postseason games.
- Colón joined the Marlins in 2002 as a Marketing Intern and then became a Player Development Intern in Baseball Operations in '03. He was hired full time as Player Relations Assistant within Community Affairs in October of '03. He then was promoted to Player Development Assistant in Baseball Operations in '05.
- Colón graduated from the University of Tennessee at Martin in 2001 with a Bachelor of Science in Business Administration. He then continued his education, earning a master's in Sports Administration from St. Thomas University in Miami, Fla., in '03. He has been an adjunct professor and guest lecturer at various local universities over the past five years.
- Colón was born in Monterey, Calif., and raised in Clarksville, Tenn. He has a daughter, Melanie, and a son, Jason, and currently resides in Tamarac, Fla. with his wife, Edmarie. His brother, Kelvin, currently works for the Baltimore Orioles as a scout for the South Florida area.





JOHN SILVERMAN

EQUIPMENT MANAGER

- John Silverman enters his 42nd season as a Major League equipment manager, his 17th with the Marlins. Silverman began his career in 1977 with the Toronto Blue Jays before joining the Montreal Expos on December 22, 1980.
- Silverman started in baseball as a clubhouseman at Jarry Park in the summers from 1969-73, while studying at Baron Byng High School and Dawson College.
- Silverman and his wife, Mary, have two children, Perry and Macy. He enjoys jogging, golf and alpine skiing.

HOME CLUBHOUSE ASSISTANTS



MICHAEL DIAZ

Assistant Clubhouse Manager
11th year with organization



DOMENIC CAMARDA

Umpire's Room Attendant
17th year with organization



ROCK HUGHES

VISITING CLUBHOUSE MANAGER

- Rock Hughes is in his eighth season as the visiting clubhouse manager and 26th overall with the Marlins. Rock worked his way up through the clubhouse, starting as a visiting clubhouse attendant during the Marlins' inaugural season in 1993. He was on the visiting side for five years before moving over to the Marlins' home clubhouse for the next 12 seasons.
- Hughes attended Sonoma State University, where he was team captain on the Cossack's lacrosse team, earning conference All-Star honors in three of his four years.
- Hughes and his wife, Jennifer, have two daughters, Hayden and Devyn, and reside in Cooper City, Fla.

VISITING CLUBHOUSE ASSISTANT



FERNANDO D'VICENTE

Visiting Clubhouse Assistant
23rd year with organization



THE MICCOSUKEE ONE REWARDS PROGRAM IS HERE.



AN IMPROVED GAMING EXPERIENCE DESIGNED WITH YOU SPECIFICALLY IN MIND.

Miccosukee One is a multi-tier rewards program that lets you earn valuable benefits based on your rated play. Membership entitles you to discounts on Miccosukee Resort standard room rates, admission to the Miccosukee Indian Village & Airboats and much more. Additional benefits like free valet parking, exclusive drawings and events, VIP giveaways and birthday meal vouchers serve to enhance your unique **Miccosukee One** experience.

THE MICCOSUKEE ONE REWARDS PROGRAM, SOMETHING NEW, FOR THE WINNER IN YOU.



FOLLOW US

FOR MORE INFORMATION VISIT:
MICCOSUKEE.COM

MICCOSUKEE RESORT & GAMING | 500 SW 177TH AVENUE | 305-222-4600





PLAYERS





2018 MIAMI MARLINS SPRING TRAINING ROSTER

FIELD STAFF

8 MATTINGLY, Don - Manager, 85 FLUPPO, Rob - Bullpen Coordinator, 33 GONZÁLEZ, Friedi - 3rd Base, 59 LUCAS, Ed - Administrative, 4 MENECHINO, Frank - Asst. Hitting, 47 NIEVES, Juan - Pitching, 23 SCHNEIDER, Brian - Catching, 24 TREANOR, Dean - Bullpen, 38 WALLACH, Tim - Bench

Table with columns: NO., PITCHERS (25), B-T, HT, WT, BORN, BIRTHPLACE, 17 CLUB, ERA, G, GS, CG, SV, IP, H, R, ER, BB, SO, MLSV. Rows include players like ALCANTARA, SANCHEZ, BARRACLOUGH, CHEN, CONLEY, DEL POZO, DESPAGNE, ELLINGTON, GARCÍA, GONZÁLEZ, GUERRERO, HERNANDEZ, LÓPEZ, NEEDY, NICOLINO, O'GRADY, PETERS, SMITH, STECKENRIDER, STRALLY, TAZAWIA, UREÑA.

NO.	PITCHERS (cont'd)	B-T	HT	WT	BORN	BIRTHPLACE	*17 CLUB	W-L	ERA	G	AB	R	H	HR	2B	3B	IP	H	R	ER	BB	SO	MLSV
64	WITTGREN, Nick	RR	6-2	216	5/29/1991	Torrance, CA	MIAMI	3-1	4.68	38	0	0	0	0	0	0	42.1	46	22	22	13	43	1.143
							New Orleans (AAA)	0-0	0.00	5	0	0	0	0	0	0	0	0	0	0	0	6	0
29	ZIEGLER, Brad	RR	6-4	231	10/10/1979	Prairie, KS	MIAMI	1-4	4.79	53	0	0	0	0	0	0	47.0	57	29	25	16	26	9.122
							Jupiter (AA)	0-0	0.00	1	1	0	0	0	0	0	1.0	0	0	0	0	1	2
							GCL Marlins (Rok)	0-0	0.00	1	1	0	0	0	0	0	1.0	2	1	0	0	1	2
NO.	CATCHERS (4)	B-T	HT	WT	BORN	BIRTHPLACE	*17 CLUB	AVG.	G	AB	R	H	HR	2B	3B	HR	RBI	R	BB	SO	SB	MLSV	
73	NOLA, Austin	RR	6-0	205	12/28/1989	Baton Rouge, LA	New Orleans (AAA)	.202	29	89	7	18	4	4	0	1	6	10	16	0	0	0.000	
							Jacksonville (AA)	.250	54	168	21	42	7	0	0	2	25	25	26	3	0	3.000	
11	REALMUTO, J.T.	RR	6-1	213	3/18/1991	Del City, OK	MIAMI	.320	141	532	68	148	31	5	17	65	36	106	8	3	0.038		
18	TELLS, Tomás	RR	5-8	213	6/18/1991	El Tigre, VEN	MIAMI	.279	73	280	39	78	14	2	5	31	18	29	5	1	0.044		
							New Orleans (AAA)	.279	73	280	39	78	14	2	5	31	18	29	5	1	0.038		
17	WALLACH, Chad	RR	6-3	230	11/4/1991	Yorba Linda, CA	CHICAGO (AAA)	.091	6	11	0	1	0	0	0	0	0	0	0	0	0	0.038	
							Louisville (AAA)	.226	64	226	28	51	12	0	0	0	16	13	62	1	0	0.038	
NO.	INFELDERS (7)	B-T	HT	WT	BORN	BIRTHPLACE	*17 CLUB	AVG.	G	AB	R	H	HR	2B	3B	HR	RBI	R	BB	SO	SB	MLSV	
15	ANDERSON, Brian	RR	6-2	198	5/19/1993	Edmond, OK	MIAMI	.362	25	84	11	22	7	1	0	0	8	10	28	0	0	0.031	
							New Orleans (AAA)	.339	33	118	21	40	7	0	0	0	8	26	12	27	0	0	
							Jacksonville (AA)	.251	87	311	53	78	14	3	14	55	36	71	1	0	0	3.064	
41	BOUR, Justin	LR	6-4	269	5/28/1988	Washington, DC	MIAMI	.289	108	377	52	109	18	0	25	83	47	95	1	0	0	0	
							Jacksonville (AA)	.333	3	9	2	3	0	0	0	1	0	0	0	0	0	0	
							Jupiter (A)	.000	1	2	0	0	0	0	0	0	2	1	0	0	0	0	
13	CASTRO, Startin	RR	6-2	230	3/24/1990	Monti Cristi, DR	YANKEES	.300	112	443	66	133	18	1	16	63	23	93	2	0	0	7.190	
							Scranton/WB (AAA)	.333	6	24	4	8	0	0	0	0	2	1	4	0	0	0	
							Trenton (AA)	.286	2	7	0	2	1	0	0	0	0	0	0	0	0	0	
30	COOPER, Garrett	RR	6-6	230	12/25/1990	Torrance, CA	YANKEES	.326	13	43	3	14	5	0	0	0	6	1	12	0	0	0.63	
							Scranton/WB (AAA)	.000	2	7	0	0	0	0	0	0	0	0	0	0	0	0	
							Trenton (AA)	.250	9	20	0	0	0	0	0	0	0	0	0	0	0	0	
14	PRADO, Martin	RR	6-0	215	10/27/1983	Maracay, VEN	MIAMI	.350	37	140	13	35	9	0	2	12	6	22	0	0	0	10.105	
							Jacksonville (AA)	.400	2	8	0	2	1	0	0	0	0	0	0	0	0	0	
							Jupiter (A)	.273	8	22	0	6	1	0	0	0	0	3	5	0	0	0	
10	RIDDLE, JT	LR	6-1	188	10/12/1991	Frankfort, KY	MIAMI	.250	70	228	20	57	13	1	3	31	12	50	0	0	0	0.158	
							New Orleans (AAA)	.286	16	63	9	18	4	1	2	6	1	8	1	0	0	0	
19	ROJAS, Miguel	RR	5-11	188	2/24/1989	Los Teques, VEN	MIAMI	.290	90	272	37	79	16	2	1	26	27	32	2	0	0	3.043	
							Jacksonville (AA)	.143	2	7	1	1	0	0	0	0	0	0	0	0	0	0	
							Jupiter (A)	.308	8	26	3	8	2	0	0	0	2	3	1	0	0	0	
NO.	OUTFIELDERS (4)	B-T	HT	WT	BORN	BIRTHPLACE	*17 CLUB	AVG.	G	AB	R	H	HR	2B	3B	HR	RBI	R	BB	SO	SB	MLSV	
9	BRINSON, Lewis	RR	6-5	206	5/8/94	Fort Lauderdale, FL	MILWAUKEE	.106	21	47	2	5	0	1	2	3	7	17	1	0	0	0.025	
							Colorado Springs (AAA)	.331	76	239	66	99	22	4	13	48	32	62	11	0	0	3.151	
32	DIETRICH, Derek	LR	6-0	212	7/18/1989	Cleveland, OH	MIAMI	.249	135	406	96	101	22	5	13	53	36	98	0	0	0	0.000	
74	LEE, Braxton	LR	5-10	185	8/23/1993	Plymouth, MS	Jacksonville (AA)	.234	61	204	34	53	1	0	1	21	36	48	19	0	0	0.000	
							ST. LOUIS (AAA)	.317	22	60	10	19	0	0	0	5	4	14	2	0	0	0.042	
34	SIERRA, Magneuris	L-L	5-11	160	4/7/1996	San Cristobal, DR	MIAMI	.269	81	327	32	88	18	3	1	35	20	59	17	0	0	0.042	
							Springfield (AA)	.272	20	81	16	22	3	4	0	9	7	15	3	0	0	0.042	
							Palm Beach (A)																

2018 SPRING TRAINING ROSTER

NO.	PLAYER	POS.
2	Rivera, Yadiel*	OF
3	Shuck, J.B.*	OF
5	Van Slyke, Scott*	OF
9	Brinson, Lewis	OF
10	Riddle, JT	INF
11	Realmuto, J.T.	C
12	Giavotella, Johnny*	INF
13	Castro, Startin	INF
14	Prado, Martin	INF
15	Anderson, Brian	INF
17	Wallach, Chad	C
18	Tells, Tomás	C
19	Rojas, Miguel	INF
20	Nicolino, Justin	LHP
22	Alcantara, Sandy	RHP
25	Tazawa, Junichi	RHP
26	Adames, Cristhian*	INF
28	Holaday, Bryan*	C
29	Ziegler, Brad	RHP
30	Cooper, Garrett	INF
31	Smith, Caleb	LHP
32	Dietrich, Derek	INF
34	Sierra, Magneuris	OF
37	Diaz, Jumbo*	RHP
40	Guerra, Javy*	RHP
41	Bour, Justin	INF
43	Despaigne, Odrisamer	RHP
44	Turner, Jacob*	RHP
46	Barracough, Kyle	RHP
48	González, Severino	RHP
49	Ellington, Brian	RHP
50	O'Grady, Chris	LHP
51	Wimmers, Alex*	RHP
52	Ortega, Rafael*	OF
53	Graves, Brett	RHP
54	Chen, Wei-Yin	LHP
55	Rucinski, Drew*	RHP
57	Hernandez, Elieser	RHP
58	Straily, Dan	RHP
60	Kickham, Mike*	LHP
61	Conley, Adam	LHP
62	Ureña, José	RHP
64	Wittgren, Nick	RHP
66	Garcia, Jarlin	LHP
67	Cloyd, Tyler*	RHP
70	Needy, James	RHP
71	Steckenrider, Drew	RHP
72	Guerrero, Tayron	RHP
73	Nola, Austin	C
74	Lee, Braxton	OF
75	Del Pozo, Miguel	LHP
76	Peters, Dillon	LHP
77	Gonzalez, Merandy	RHP
78	López, Pablo	RHP
79	Galloway, Isaac*	OF
80	Vigil, Rodrigo*	C
81	Mooney, Peter*	INF
82	Othman, Sharif*	C
83	Hoo, Chris*	C
84	Gallen, Zac*	RHP
86	Meyer, Ben*	RHP
87	Neidert, Nick*	RHP
88	Richards, Trevor*	RHP
89	Mazza, Chris*	RHP
90	Rodríguez, Jonathan*	INF
91	Diaz, Isan*	INF
92	Yamamoto, Jordan*	RHP
93	Harrison, Monte*	OF

* - non-roster invite

FRONT OFFICE
 FIELD AND CLUBHOUSE STAFF
 PLATERS
 2017 IN REVIEW
 CLUB HISTORY
 POSTSEASON HISTORY
 PLAYER DEVELOPMENT
 2018 OPPONENTS
 GENERAL INFORMATION



Table with columns: NO., PITCHERS (13), B-T, HT, WT, BORN, BIRTHPLACE, 17 CLUB, NON-ROSTER INVITEES (28), W-L, ERA, G, GS, CG, SV, IP, H, R, ER, BB, SO, MLSV. Rows include players like CLOYD, Tyer; DIAZ, Jumbo; GALLEN, Zac; GUERRA, Javy; KICKHAM, Mike; MAZZA, Chris; MEYER, Ben; NEDERT, Nick; RICHARDS, Trevor; RUCINSKI, Drew; TURNER, Jacob; WIMMERS, Alex; YAMAMOTO, Jordan; COLACHERS (4); HOLLADAY, Bryan; HOO, Chris; OTHMAN, Sharif; VIGIL, Rodrigo; ADAMIES, Cristhian; DIAZ, Isan; GIOVOTELLA, Johnny; MOONEY, Peter; RIVERA, Yadiel; RODRIGUEZ, Jonathan; GALLOWAY, Isaac; HARRISON, Monte; ORTEGA, Rafael; SHUCK, JB; VAN SLYKE, Scott.

HOW THE 2018 MARLINS WERE BUILT

YEAR	DRAFT (ROUND)	TRADE (DATE)	FREE AGENT (DATE)	WAIVERS (DATE)	RULE 5 (DATE)
2008	Isaac Galloway (8)*		José Ureña (8/29)		
2009			Rodrigo Vigil (8/15)*		
2010	J.T. Realmuto (3)		Jarlin Garcia (8/13) Miguel Del Pozo (8/24)		
2011	Adam Conley (2)				
2012	Austin Nola (5) Drew Steckenrider (8) Nick Wittgren (9) Brian Ellington (16)	Justin Nicolino (11/19) Derek Dietrich (12/4)			
2013	JT Riddle (13)				Justin Bour (12/12)
2014	Brian Anderson (3) Dillon Peters (10) Chris Hoo (27)*	Miguel Rojas (12/10) Martín Prado (12/19)			
2015	Ben Meyer (29)	Kyle Barraclough (7/24) Tomás Telis (7/31)	Chris Mazza (8/4)* Peter Mooney (12/15)*		
2016		Tayron Guerrero (7/29)	Wei-Yin Chen (1/17) Trevor Richards (7/2)* Javy Guerra (12/16)* Junichi Tazawa (12/16) Brad Ziegler (12/23)	Odrisamer Despaigne (9/15)	
2017		Dan Straily (1/19) Severino González (1/24) Braxton Lee (6/26) Pablo López (7/20) Merandy Gonzalez (7/28) Garrett Cooper (11/20) Caleb Smith (11/20) Nick Neidert (12/7)* Starlin Castro (12/11) Sandy Alcantara (12/14) Zac Gallen (12/14)* Magneuris Sierra (12/14)	Mike Kickham (2/2)* Chris O'Grady (5/6) James Needy (6/1) Yadiel Rivera (11/23)* J.B. Shuck (11/24)* Johnny Giavotella (11/28)* Bryan Holaday (11/30)* Drew Rucinski (11/30)* Cristhian Adames (12/15)* Rafael Ortega (12/15)* Alex Wimmers (12/15)* Javy Guerra (12/18)* Jacob Turner (12/21)*	Chad Wallach (11/3) Sharif Othman (12/14)*	Brett Graves (12/14) Eliesser Hernandez (12/14)
2018		Lewis Brinson (1/25) Isan Diaz (1/25)* Monte Harrison (1/25)* Jordan Yamamoto (1/25)*	Tyler Cloyd (1/9)* Jumbo Diaz (1/11)* Scott Van Slyke (1/13)* Jonathan Rodriguez (1/14)*		

* - non-roster invite

FRONT OFFICE
FIELD AND CUBHOUSE STAFF
PLATERS
2017 IN REVIEW
CLUB HISTORY
POSTSEASON HISTORY
PLAYER DEVELOPMENT
2018 OPPONENTS
GENERAL INFORMATION





26 | CRISTHIAN ADAMES

INFIELD | HT **6'0"** | WT **185** | BATS **SWITCH** | THROWS **RIGHT**

MLB SERVICE **1 YEAR, 86 DAYS** | MLB DEBUT **JULY 29, 2014 AT CHC (W/COL)** | BIRTHPLACE **SANTO DOMINGO, DR**
BORN **JULY 26, 1991** | OPENING DAY AGE **26** | CONTRACT STATUS **SIGNED THROUGH 2018**
ACQUIRED **SIGNED AS MINOR LEAGUE FREE AGENT ON DECEMBER 15, 2017**

2017 SUMMARY

- Began season on Rockies Opening Day roster, going hitless in 13 at-bats before being designated for assignment on April 30.
- Outrighted to Triple-A Albuquerque and in 89 games with Isotopes, hit .263 (85x323) with 19 doubles, six triples, 11 home runs and 52 RBI. Home run total tied career high (also 2015).
- Appeared in 49 games at second base, 33 games at third base and seven games at shortstop.
- In 24 June games, hit .337 (29x86), marking best offensive month of season. Also had five doubles, five home runs and 13 RBI.
- Recorded at least one hit in 11 consecutive games from June 13-26 to mark a season-long hitting streak. Hit .404 (19x47) with two doubles, four home runs and 10 RBI over streak.
- In 14-inning affair on June 24 vs. El Paso, went 5x8 with three runs scored, two home runs and two RBI. Marked single-game highs in hits, runs and home runs.
- Tied season-high with three runs scored on August 13 vs. Fresno, while driving in season-best five runs.
- Following season, appeared in 45 games with Toros del Este in Dominican Winter League, batting .279 (43x154) with four doubles, three triples, two home runs and 18 RBI.

MAJOR LEAGUE CAREER HIGHLIGHTS

- Made first career Opening Day roster in **2016** with Colorado, spending entire season on active roster. Hit .218 (49x225) with seven doubles, three triples, two home runs and 17 RBI over 121 games.
- Hit first Major League home run on May 21 at Pittsburgh off Jared Hughes.
- Recorded career-high three hits in first game of doubleheader on August 31 vs. Dodgers. Followed with three hits in game two and equaled high again on September 25 at Dodgers.
- Hit .275 (14x51) as pinch hitter, ranking third in MLB in pinch hits.
- Made Major League debut on July 29, **2014** at against Cubs.
- Recorded first MLB hit on Sept. 19 vs. Arizona off Joe Paterson.

MINOR LEAGUE CAREER HIGHLIGHTS

- In **2015** with Triple-A Albuquerque, earned Pacific Coast League Midseason and Postseason All-Star honors after batting .311 (144x463) with 20 doubles, three triples, a career-high 11 home runs and 51 RBI.
- Earned Texas League Midseason and Postseason All-Star honors in **2014** after batting .267 (88x330) with 42 runs scored, nine doubles, four triples, two home runs and 38 RBI in 88 games with Double-A Tulsa.
- Hit .267 (104x389) in 107 games with Tulsa in **2013**, garnering Texas League Postseason All-Star honors.

CAREER BESTS

HITS	3 (3x) — LAST, 9/25/16 at LAD
RUNS	2 — 6/27/16 vs. TOR
HOME RUNS	1 (2x) — LAST, 9/8/16 at SD
RBI	2 (4x) — LAST, 9/7/16 vs. SF
SB	1 (2x) — LAST, 8/8/16 vs. TEX
HITTING STREAK	4 (3x) — LAST, 8/27/16 to 9/2/16
GRAND SLAMS	—
CAREER PINCH-HIT HR	—
CAREER GAME-ENDING HR	—

MLB DISABLED LIST HISTORY

NONE

HONORS AND AWARDS

2015	PACIFIC COAST LEAGUE MIDSEASON AND POSTSEASON ALL-STAR
2014	TEXAS LEAGUE MIDSEASON AND POSTSEASON ALL-STAR

- Participated in Arizona Fall League, appearing in 16 games with Salt River Rafters. Named to AFL All-Prospect team after batting .293 (17x58) with three doubles, two triples, one home run and 16 RBI.

PERSONAL/MISCELLANEOUS

- Cristhian Pascual Adames (KRIS-chin uh-DAH-mis)...has two children, a daughter, Crismel Elianny Adames-Beltran and a son, Chris Elian Adames-Beltran...his father, Ramon Adames, was a fifth-grade math teacher and later became the personal cameraman for several presidents of the Dominican Republic.



ADAMES'S BATTING HISTORY

YEAR	CLUB	AVG.	G	AB	R	H	2B	3B	HR	RBI	SH	SF	HBP	BB	SO	SB	CS	OBP	SLG	E
2008	DSL ROCKIES	.262	51	168	22	44	5	0	0	8	3	1	2	18	26	7	8	.339	.292	15
2009	DSL ROCKIES	.231	36	121	17	28	6	0	1	19	7	2	3	18	24	8	3	.340	.306	12
2010	CASPER	.290	37	145	30	42	9	0	1	15	5	0	1	14	24	4	5	.356	.372	6
2011	ASHEVILLE	.273	108	399	63	109	17	2	8	44	7	4	7	42	74	2	0	.350	.386	18
2012	MODESTO	.280	115	418	59	117	21	7	2	54	11	6	3	47	82	4	2	.352	.378	18
2013	TULSA	.267	107	389	45	104	19	2	3	36	17	2	4	34	78	13	7	.331	.350	14
2014	COLORADO SPRINGS	.338	38	145	19	49	12	0	1	14	5	0	0	13	25	5	1	.392	.441	4
	TULSA	.267	88	330	42	88	9	4	2	38	13	6	2	29	58	7	9	.324	.336	16
	COLORADO	.067	7	15	1	1	0	0	0	0	0	0	0	0	5	0	0	.067	.067	0
2015	ALBUQUERQUE	.311	116	463	62	144	20	3	11	51	8	2	2	36	56	11	7	.362	.438	13
	COLORADO	.245	26	53	4	13	1	1	0	3	1	0	1	3	11	0	1	.298	.302	2
2016	COLORADO	.218	121	225	25	49	7	3	2	17	3	0	4	24	47	2	3	.304	.302	6
2017	COLORADO	.000	12	13	1	0	0	0	0	0	0	0	0	1	6	0	0	.071	.000	0
	ALBUQUERQUE	.263	89	323	47	85	19	6	11	52	2	8	0	29	68	3	4	.317	.461	11
	MLB TOTALS	.279	785	2901	406	810	137	24	40	331	78	31	24	280	515	64	46	.344	.384	127
	MLB TOTALS	.206	166	306	31	63	8	4	2	20	4	0	5	28	69	2	4	.283	.278	8

CAREER TRANSACTIONS

2017: Signed by Miami as Minor League free agent on December 15

2007: Signed by Colorado as an international free agent on September 13; signed by Rockies' scouts Rolando Fernandez and Felix Felix

MARLINS NOTES

TOP HOME RUN MONTHS IN MARLINS HISTORY

PLAYER	MONTH	HR	PLAYER	MONTH	HR
GIANCARLO STANTON	AUGUST 2017	18	JEFF CONINE	JUNE 1995	9
GIANCARLO STANTON	JULY 2017	12	GARY SHEFFIELD	SEPTEMBER 1995	9
GIANCARLO STANTON	JUNE 2015	12	GIANCARLO STANTON	SEPTEMBER 2017	8
GIANCARLO STANTON	MAY 2012	12	MARCELL OZUNA	MAY 2017	8
DAN UGGLA	MAY 2008	12	GIANCARLO STANTON	AUGUST 2015	8
JUSTIN BOUR	MAY 2017	11	GIANCARLO STANTON	MAY 2015	8
GARY SHEFFIELD	APRIL 1996	11	GIANCARLO STANTON	APRIL 2015	8
GIANCARLO STANTON	AUGUST 2012	10	GIANCARLO STANTON	JULY 2011	8
HANLEY RAMIREZ	JUNE 2008	10	GIANCARLO STANTON	SEPTEMBER 2010	8
CODY ROSS	MAY 2008	10	DAN UGGLA	JULY 2010	8
CLIFF FLOYD	APRIL 2002	10	DAN UGGLA	SEPTEMBER 2009	8
GARY SHEFFIELD	SEPTEMBER 1995	10	HANLEY RAMIREZ	APRIL 2008	8
GARY SHEFFIELD	APRIL 1994	10	MIGUEL CABRERA	JULY 2007	8
JUSTIN BOUR	SEPTEMBER 2015	9	CARLOS DELGADO	MAY 2005	8
GIANCARLO STANTON	MAY 2015	9	MIKE LOWELL	MAY 2003	8
GIANCARLO STANTON	MAY 2011	9	MIKE LOWELL	APRIL 2003	8
MIGUEL CABRERA	APRIL 2004	9	MIKE LOWELL	SEPTEMBER 2002	8
HEE-SEOP CHOI	APRIL 2004	9	DERRICK LEE	JUNE 2002	8
MIKE LOWELL	JUNE 2003	9	DERRICK LEE	JUNE 2000	8
CLIFF FLOYD	MAY 2001	9	CLIFF FLOYD	APRIL 1998	8
CHARLES JOHNSON	APRIL 2001	9	MOISES ALOU	APRIL 1997	8
PRESTON WILSON	SEPTEMBER 2000	9	JEFF CONINE	MAY 1996	8
PRESTON WILSON	MAY 2000	9	ORESTES DESTRADE	AUGUST 1993	8
GARY SHEFFIELD	AUGUST 1996	9			





22 | SANDY ALCANTARA

PITCHER HT 6'4" WT 170 | BATS RIGHT THROWS RIGHT

MLB SERVICE 31 DAYS | MLB DEBUT SEPTEMBER 3, 2017 AT SAN FRANCISCO | BIRTHPLACE SAN JUAN DE LA MAGUANA, DR BORN SEPTEMBER 7, 1995 | OPENING DAY AGE 22 | CONTRACT STATUS SIGNED THROUGH 2018

ACQUIRED FROM ST. LOUIS WITH RHP ZAC GALLEN, LHP DANIEL CASTANO AND OF MAGNEURIS SIERRA IN EXCHANGE FOR OF MARCELL OZUNA ON DECEMBER 14, 2017

2017 SUMMARY

- Spent majority of season at Double-A Springfield, while also making Major League debut after a September call-up.
- Established professional highs in wins (7), appearances (33), and innings pitched (133.2).
- At Springfield, went 7-5 with 4.31 ERA (125.1 ip/60 er) in 25 appearances (22 starts).
- Earned win in first start of season, April 7 at Frisco, allowing just four hits over 6.0 shutout innings. Walked one and struck out four.
- Struggled over next eight starts, going 1-4 with 8.12 ERA (41.0/37) with 15 walks and 39 strikeouts.
- Allowed season-high seven runs over 3.2 innings in second start of season, April 13 vs. Frisco. Equaled high over 5.0 frames on May 13 at Arkansas.
- Finished Double-A campaign going 5-1 with 2.64 ERA (78.1/23) over final 16 appearances (13 starts).
- Struck out season-high eight at Tulsa on May 6 and again on August 12 at Corpus Christi.
- Had contract selected by St. Louis on September 1 and made debut on Sept. 3 at San Francisco.
- Allowed one run and two hits over 0.2 innings, surrendering eighth-inning leadoff home run to Tim Federowicz. Recorded first MLB strikeout three batters later (Buster Posey).
- Struck out side on Sept. 15 at Cubs, retiring Jason Heyward, Javier Báez and Ian Happ in the ninth inning.
- In eight appearances with Cardinals, had no record and 4.32 ERA (8.1/4).
- Made five starts for Surprise in Arizona Fall League, going 1-2 with 4.20 ERA (15.0/7).

CAREER BESTS

INNINGS PITCHED.....	2.0 — 9/29/17 vs. MIL
STRIKEOUTS	3 — 9/15/17 at CHC
SCORELESS IP	4.0 — 9/12/17 TO 9/23/17
WIN STREAK.....	—
LOSS STREAK.....	—

MLB DISABLED LIST HISTORY

NONE

- Made two appearances for Gigantes del Cibao in Dominican Winter League, tossing 1.2 scoreless innings.

MINOR LEAGUE CAREER HIGHLIGHTS

- Led all Cardinals' Minor Leaguers with 153 strikeouts and ranked fifth with 11.23 strikeouts/9.0 in 2016.
- Ranked fifth across all Single-A in total strikeouts, as well as fifth in Midwest League with 119.
- Struck out career-high 14 over 6.0 innings on May 23 at Beloit.
- Led Gulf Coast League in starts (12), innings pitched (64.1) and total batters faced in 2015.

PERSONAL/MISCELLANEOUS

- Sandy Alcantara Montero.

PITCHING HISTORY

YEAR	CLUB	W-L	ERA	G	GS	CG	SHO	SV	SVO	IP	H	R	ER	HR	HB	BB	SO	WP	BK
2014	DSL CARDINALS	1-9	3.97	12	11	1	0	0	0	56.2	56	31	25	1	5	19	55	12	1
2015	GCL CARDINALS	4-4	3.22	12	12	0	0	0	0	64.1	59	30	23	3	5	20	51	10	1
2016	PEORIA	5-7	4.08	17	17	0	0	0	0	90.1	78	49	41	4	9	45	119	10	3
	PALM BEACH	0-4	3.62	6	6	1	0	0	0	32.1	25	13	13	0	1	14	34	4	0
2017	SPRINGFIELD	7-5	4.31	25	22	0	0	0	0	125.1	125	64	60	13	15	54	106	20	1
	ST. LOUIS	0-0	4.32	8	0	0	0	0	0	8.1	9	6	4	2	0	6	10	0	0
	MILB TOTALS	17-29	3.95	72	68	2	0	0	0	369.0	343	187	162	21	35	152	365	56	6

CAREER TRANSACTIONS

2017: Acquired by Miami from St. Louis with RHP Zac Gallen, LHP Daniel Castano and OF Magneuris Sierra in exchange for OF Marcell Ozuna on December 14

2013: Signed by St. Louis as an international free agent on July 2; signed by Cardinals' scout Moises Rodriguez





15 | BRIAN ANDERSON

INFIELD HT 6'2" WT 198 | BATS RIGHT THROWS RIGHT

MLB SERVICE 31 DAYS | MLB DEBUT SEPTEMBER 1, 2017 VS. PHI | BIRTHPLACE EDMOND, OK

BORN MAY 19, 1993 | OPENING DAY AGE 24 | CONTRACT STATUS SIGNED THROUGH 2018

ACQUIRED SELECTED IN THIRD ROUND OF 2014 FIRST-YEAR PLAYER DRAFT

2017 SUMMARY

- Established professional highs in nearly every offensive category between Double-A Jacksonville, Triple-A New Orleans and Miami. Combined to hit .273 (140x513) with 28 doubles, four triples, 22 home runs and 89 RBI over 145 games.
- Led all Marlins' minor leaguers in home runs (22) and RBI (81), while ranking eighth in batting average (.275).
- Began year with Double-A Jacksonville, appearing in 87 games, posting a .251 average (78x311) with 14 doubles, three triples, 14 home runs and 55 RBI.
- Went 3x5 with a season-high four RBI on June 2 vs. Pensacola. Added six three-RBI and seven two-RBI games while with Jumbo Shrimp.
- Had season-long nine-game hitting streak with Jacksonville, batting .344 (11x32) from June 18-30.
- Named Marlins Minor League Player of the Month for June after hitting .333 (28x84) with a double, two triples, five home runs, 12 RBI and 1.006 on-base plus slugging percentage in 26 games.
- Garnered Southern League Midseason All-Star honors and was selected to participate for Team USA in 2017 Futures Game held at Marlins Park. Went 2x4 with a run scored in USA's 7-6 win over the World Team, starting as DH before moving to third base.
- Promoted to New Orleans on July 15, where he hit .339 (40x118) with seven doubles, eight home runs and 26 RBI in 33 games.
- Appeared in 25 games at third base with Miami after having contract selected from New Orleans on September 1.
- Made MLB debut and recorded first career hit on September 1 vs. Philadelphia, an infield single off Nick Pavetta.
- Began career with four-game hitting streak (.286/4x14), and had a hit in six of first seven games.
- Overall, had a hit in 15 of 21 starts (.269; 21x78), with four multi-hit games.

MINOR LEAGUE CAREER HIGHLIGHTS

- Played for Single-A Jupiter and Double-A Jacksonville in 2016, batting a combined .265 (128x483) with 21 doubles, three triples, 11 home runs, and 65 RBI in 135 games.
- Received Marlins' Minor League Player of the Year honors after setting career highs in hits, RBI, runs scored (65), and walks (58).
- Led all Marlins' minor leaguers in hits.
- Was named Marlins' Minor League Player of the Month for May, hitting .293 (29x99) with seven doubles, a home run, and 14 RBI; promoted to Jacksonville on May 31.
- Set career high with four hits on April 28 vs. Fort Myers, going 4x5 with a double, an RBI and three runs scored. Also went 4x5 on August 18 with Jacksonville at Tennessee, with two RBI and two runs scored.

CAREER BESTS

HITS	3 (2x) — LAST, 9/30/17 vs. ATL
RUNS	2 — 9/30/17 vs. ATL
HOME RUNS	—
RBI	2 — 9/18/17 vs. NYM
SB	—
HITTING STREAK	4 — 9/17 to 9/4/17
GRAND SLAMS	—
CAREER PINCH-HIT HR	—
CAREER GAME-ENDING HR	—

MLB DISABLED LIST HISTORY

NONE

HONORS AND AWARDS

2017	MARLINS' MINOR LEAGUE PLAYER OF THE MONTH (JUNE) SOUTHERN LEAGUE MIDSEASON ALL-STAR
2016	MARLINS' MINOR LEAGUE PLAYER OF THE YEAR MARLINS' MINOR LEAGUE PLAYER OF THE MONTH (MAY) FLORIDA STATE LEAGUE MIDSEASON ALL-STAR SOUTHERN LEAGUE PLAYER OF THE WEEK (AUG. 15-21) ARIZONA FALL LEAGUE RISING STAR
2015	FLORIDA STATE LEAGUE MIDSEASON ALL-STAR

- Earned Florida State League Midseason All-Star honors for second-straight year.
- Named Southern League Player of the Week for August 15-21, hitting .423 (11x26) with two doubles, three home runs, eight RBI, and seven runs scored.
- Following the season, played for Mesa Solar Sox in Arizona Fall League and batted .273 (21x77) with three doubles, five homers, 12 RBI, and 17 runs scored in 22 games.
- Led AFL in home runs, and added a sixth in AFL Championship Game; three-run shot in first inning opened scoring in Mesa's 6-1 win over Surprise.
- Started AFL Rising Stars game at third base and went 1x2 with a run scored for the AFL East Fall Stars.

FRONT OFFICE

FIELD AND CLUBHOUSE STAFF

PLAYERS

2017 IN REVIEW

CLUB HISTORY

POSTSEASON HISTORY

PLAYER DEVELOPMENT

2018 OPPONENTS

GENERAL INFORMATION



- Spent entire **2015** season with Jupiter and led team with eight home runs and 62 RBI, which ranked third among all Marlins farmhands.
- Had first multi-homer game on April 26 vs. St. Lucie, including a walk-off solo homer to beat the Mets, 4-3.
- Following season, played in eight games for Mesa Solar Sox in Arizona Fall League, batting .115 (3x26) with one RBI.
- Made professional debut in **2014** with Short Season-A Batavia and went 2x4 with a home run in each of first two career games.
- Primarily played second base with Batavia and hit safely in 15 of 20 games before being promoted July 15 to Single-A Greensboro.

PERSONAL/MISCELLANEOUS

- Brian Wade Anderson...played three seasons for University of Arkansas, batting .318 over 171 career games for Razorbacks... was second-team All-SEC as a sophomore in 2013...garnered All-Tournament honors at 2014 NCAA Charlottesville Regional after batting .615 in four games, with eight hits and a .688 on-base percentage...hit .328 in junior season, with seven homers and 51 RBI; was first Razorback to reach 50 RBI since 2011.

ANDERSON'S BATTING HISTORY

YEAR	CLUB	AVG.	G	AB	R	H	2B	3B	HR	RBI	SH	SF	HBP	BB	SO	SB	CS	OBP	SLG	E
2014	BATAVIA	.273	20	77	11	21	3	1	3	12	1	0	1	6	11	1	1	.333	.455	1
	GREENSBORO	.314	39	153	27	48	7	0	8	37	0	2	4	13	28	0	0	.378	.516	7
2015	JUPITER	.235	132	477	50	112	22	2	8	62	1	3	9	40	109	2	2	.304	.340	18
2016	JUPITER	.302	49	182	27	55	12	2	3	25	0	2	1	22	38	3	0	.377	.440	5
	JACKSONVILLE	.243	86	301	38	73	9	1	8	40	0	3	5	36	59	0	0	.330	.359	22
2017	JACKSONVILLE	.251	87	311	53	78	14	3	14	55	0	5	9	36	71	1	1	.341	.450	9
	NEW ORLEANS	.339	33	118	21	40	7	0	8	26	0	2	5	12	27	0	1	.416	.602	5
	MIAMI	.262	25	84	11	22	7	1	0	8	0	1	0	10	28	0	0	.337	.369	3
	MILB TOTALS	.264	446	1619	227	427	74	9	52	257	2	17	34	165	343	7	5	.341	.417	67

CAREER TRANSACTIONS

2014: Selected by Miami in third round of First-Year Player Draft; signed by Marlins' scout Brian Kraft



- Photo Credit: Rob Foldy 2017



46 | KYLE BARRACLOUGH

PITCHER HT 6'2" WT 224 | BATS RIGHT THROWS RIGHT

MLB SERVICE 2 YEARS, 59 DAYS | MLB DEBUT AUGUST 7, 2015 AT ATLANTA | BIRTHPLACE SANTA CLARA, CA

BORN MAY 23, 1990 | OPENING DAY AGE 27 | CONTRACT STATUS SIGNED THROUGH 2018

ACQUIRED FROM ST. LOUIS IN EXCHANGE FOR RHP STEVE CISHEK ON JULY 24, 2015

2017 SUMMARY

- Posted 6-2 record with 3.00 ERA (66.0 ip/22 er) and one save in five chances over 66 appearances. Ranked eighth in NL with 22 holds. Tied career high in wins, bringing career record to 14-6 with 57 holds, one save (10 chances) and a 2.87 ERA (163.0/52).
- Tied Trevor Rosenthal for 13th among National League relievers with 76 strikeouts. Since start of 2016, has ninth-best SO/9 ratio among NL relievers at 12.27.
- Went 6-1 with 4.30 ERA in 33 games at Marlins Park. His six wins were tied with Matt Albers and teammate Dustin McGowan for most by an NL reliever at home.
- Over first 14 home appearances, was 1-1 with 8.71 ERA (10.1/10). In final 19, went 5-0 with 1.89 ERA (19.0/4).
- On road, was 0-1 with 1.96 ERA. Ranked sixth among NL relievers in road ERA (min. 30.0 ip). Finished behind Kenley Jansen (0.80), Felipe Rivero (0.87), Brad Hand (1.76), Archie Bradley (1.85) and Chris Rusin (1.88).
- Posted 4-1 record and 2.03 ERA (31.0/7) in 30 appearances against NL East teams. ERA ranked second among relief pitchers with at least 25 appearances against the East, behind Hector Neris (1.64).
- Held left-handed hitters to a .184 (23x125) average against, fourth-best among NL right-handed relievers.
- Allowed multiple runs in just six of his 60 appearances, while holding opponents scoreless 50 times.
- Over first 13 games, allowed just two runs over 14.2 innings (1.23 ERA) through May 5. On May 9 vs. St. Louis, allowed career-high four runs in 0.1 inning.
- Tossed career-high tying 2.0 innings on April 22 at San Diego. Equaled high on May 5 at Mets, May 23 at Oakland, June 9 at Pittsburgh and August 22 at Philadelphia.
- Went 3-1 with 2.57 ERA (14.0/4) in June. Win total was tied with Jim Johnson for most in the Majors by a reliever.
- Earned second win of season on June 14 vs. Oakland. Started career-best four-game winning streak that saw him go 4-0 with a 2.25 ERA (32.0/8) over 32 games. Had win streak snapped on Sept. 9 at Atlanta.
- Placed on 10-day disabled list on July 26 (retro to July 25) with right shoulder impingement. Made two rehab appearances between Single-A Jupiter and GCL Marlins, tossing 2.0 scoreless innings with four strikeouts. Reinstated from DL on August 15.
- Following reinstatement, made 19 appearances, surrendering five runs on 14 hits, while striking out 26 and walking just seven over 19.2 IP.

MAJOR LEAGUE CAREER HIGHLIGHTS

- Completed fifth professional campaign in 2016 with career highs in wins (6), appearances (75), innings pitched (72.2), strikeouts (113) and holds (29).

CAREER BESTS

INNINGS PITCHED.....	2.0 (8x) — LAST, 8/22/17 at PHI
STRIKEOUTS	4 (3x) — LAST, 8/23/16 vs. KC
SCORELESS IP	1 0.2 — 4/17/16 to 5/8/16
WIN STREAK.....	4 — 6/14/17 to 9/7/17
LOSS STREAK.....	—

MLB DISABLED LIST HISTORY

2017 ... RIGHT SHOULDER IMPINGEMENT (JULY 25-AUGUST 15)

HONORS AND AWARDS

2016.....	SOUTH FLORIDA BBWAA ROOKIE OF THE YEAR
2015.....	TEXAS LEAGUE MIDSEASON ALL-STAR

- Named José Fernández Rookie of the Year by South Florida chapter of the BBWAA.
- Led all National League relievers with 113 strikeouts and 14.00 strikeouts/9.0.
- Set new single-season Club record for strikeouts by a reliever, moving past Robb Nen, who previously held mark with 92 in 1996.
- His 14.00 SO/9 rate was highest by Marlins reliever in Club history. Matt Mantei held previous record with 12.39 in 1999.
- His 29 holds also set Marlins' single-season Club record, passing Jay Powell's 24 in 1997.
- Recorded 24 strikeouts in August, tying Matt Mantei (24 in May 1999) for most strikeouts in a month by a reliever in Club history.
- Tied career-best with four strikeouts on August 23 vs. Kansas City. Recorded two-or-more strikeouts in 36 of 75 appearances, including 17 appearances with three-or-more.
- Earned win on July 17 at St. Louis and July 18 at Philadelphia, becoming first Marlins pitcher to earn wins in back-to-back games since Renyel Pinto from April 29-30, 2009.
- In 2015, led all Major League rookie relievers (min. 25 G) with .154 average against, while strikeouts/9.0 IP (11.10) ranked third, behind Enrique Burjos (13.00) and Carson Smith (11.83).
- Had contract selected from Double-A Jacksonville on August 7 and made Major League debut that night at Atlanta. Tossed scoreless eighth inning, while recording first strikeout.
- Earned first MLB win on Aug. 12 vs. Boston. Tossed 1.1 innings, recording a career-high four strikeouts, while allowing one hit and two walks (one intentional).

FRONT OFFICE

FIELD AND CLUBHOUSE STAFF

PLAYERS

2017 IN REVIEW

CLUB HISTORY

POSTSEASON HISTORY

PLAYER DEVELOPMENT

2018 OPPONENTS

GENERAL INFORMATION



MINOR LEAGUE CAREER HIGHLIGHTS

- Appeared in just three games with Gulf Coast League Cardinals in **2013** due to surgery for right rotator cuff injury.
- Made professional debut with Short-Season A Batavia on June **22, 2012**, taking a loss in relief vs. Jamestown (3.0 ip, 5 h, 3 r, 1 er, hb, 2 so).
- Struck out six over 4.0 innings in fourth and final appearance (start) for Batavia on July 11 at Hudson Valley.
- Promoted to Single-A Quad Cities and made debut there on July 21 vs. Fort Wayne (3.1 ip, h, 4 bb, 3 so, wp).
- Had a strikeout in 10 of 11 games with River Bandits, including multiple strikeouts in five outings; high was four, on July 28 at Kane County and again on August 8 vs. Beloit.
- Earned first professional save on Aug. 11 vs. Burlington (1.2 ip, 2 bb, 2 so).

PERSONAL/MISCELLANEOUS

- Kyle David Barraclough (bear-claw)...attended St. Mary's College (CA)...was second all-time in strikeouts (290) at St. Mary's, fifth in innings pitched (332.2), and sixth in wins (18) upon graduation... was Preseason All-West Coast Conference Team selection prior to senior year, an All-WCC First Team selection after junior year, an All-WCC Honorable Mention following sophomore year, and was named to WCC All-Freshman Team...attended Wilcox High School in Santa Clara, CA...lettered three times for baseball and twice for football.

BARRACLOUGH'S PITCHING HISTORY

YEAR	CLUB	W-L	ERA	G	GS	CG	SHO	SV	SVO	IP	H	R	ER	HR	HB	BB	SO	WP	BK
2012	BATAVIA	0-1	2.00	4	3	0	0	0	0	18.0	13	6	4	2	1	0	12	2	0
	QUAD CITIES	0-2	4.15	11	0	0	0	2	2	171.0	13	9	8	0	1	13	21	3	0
2013	GCL CARDINALS	0-1	13.50	3	0	0	0	0	0	3.1	7	5	5	0	0	2	5	1	0
	2014	PALM BEACH	1-1	5.30	16	0	0	0	1	3	18.2	28	13	11	0	1	11	18	4
2015	PEORIA	1-1	1.13	32	0	0	0	10	12	40.0	21	9	5	0	0	23	60	4	0
	PALM BEACH	1-0	0.60	11	0	0	0	4	4	15.0	9	4	1	0	0	9	23	3	0
2016	SPRINGFIELD	2-0	3.28	23	0	0	0	8	9	24.2	19	9	9	0	2	20	28	5	0
	JACKSONVILLE	0-0	0.00	4	0	0	0	2	2	4.0	1	0	0	0	0	1	9	0	0
	MIAMI	2-1	2.59	25	0	0	0	0	1	24.1	12	8	7	1	0	18	30	1	0
2017	NEW ORLEANS	1-0	1.50	3	0	0	0	1	1	6.0	2	1	1	0	0	1	9	0	0
	MIAMI	6-3	2.85	75	0	0	0	0	4	72.2	45	24	23	1	2	44	113	8	0
2017	GCL MARLINS	0-0	0.00	1	0	0	0	0	0	1.0	1	0	0	0	0	1	0	0	0
	JUPITER	0-0	0.00	1	1	0	0	0	0	1.0	0	0	0	0	1	1	2	0	0
	MIAMI	6-2	3.00	66	0	0	0	1	5	66.0	53	25	22	5	2	38	76	6	1
	MILB TOTALS	6-6	2.66	109	4	0	0	28	33	149.0	114	56	44	2	6	81	188	22	0
	MILB TOTALS	14-6	2.87	166	0	0	0	1	10	163.0	110	57	52	7	4	100	219	15	1

BATTING HISTORY

YEAR	CLUB	AVG.	G	AB	R	H	2B	3B	HR	RBI	SH	SF	HBP	BB	SO	SB	CS	OBP	SLG	E
2016	MIAMI	.000	66	1	0	0	0	0	0	0	0	0	0	0	1	0	0	.000	.000	0
	MILB TOTALS	.000	141	2	0	0	0	0	0	0	0	0	0	0	2	0	0	.000	.000	0

CAREER TRANSACTIONS

2015: Acquired by Miami from St. Louis in exchange for RHP Steve Cishek on July 24

2011: Selected by Minnesota in 40th round of First-Year Player Draft; did not sign

2012: Selected by St. Louis in seventh round of First-Year Player Draft; signed by Cardinals' scout Craig Conklin





41 | JUSTIN BOUR

INFIELD HT 6'4" WT 269 | BATS LEFT THROWS RIGHT

MLB SERVICE 3 YEARS, 64 DAYS | MLB DEBUT JUNE 5, 2014 AT TAMPA BAY | BIRTHPLACE WASHINGTON, DC
BORN MAY 28, 1988 | OPENING DAY AGE 29 | CONTRACT STATUS SIGNED THROUGH 2018
ACQUIRED FROM CUBS IN TRIPLE-A PHASE OF RULE 5 DRAFT ON DECEMBER 12, 2013

2017 SUMMARY

- Had career season, despite two trips to the 10-day disabled list, establishing career highs in batting average (.289), runs (52), hits (109), home runs (25), RBI (83), walks (47), on-base percentage (.366), slugging percentage (.536) and OPS (.902) over 108 games.
- First DL stint was from June 5-16 with a left ankle contusion. Returned to DL from July 25 to September 8 with a strained right oblique.
- Led National League first basemen (min. 100 games) in fielding percentage (.999; 1 error/809 total chances).
- Hit six home runs vs. left-handed pitching, tied for 11th in MLB among left-handed hitters.
- Owned .300 average (87x290) vs. right-handed pitching, and .253 average (22x87) vs. left-handed pitching.
- Had 15.08 at-bats per home run ratio and 4.54 at-bat per RBI ratio, both career bests.
- Opened season batting .184 (14x76) in first 22 games (through April 29), with two doubles, three home runs and nine RBI.
- From April 30 through remainder of season, batted .316 (95x301) with 16 doubles, 22 home runs, 74 RBI and .979 OPS. Among NL hitters with a minimum 300 at-bats, OPS ranked fifth, while his .588 slugging percentage ranked fourth and average 10th.
- Recorded career highs in both hits and RBI against Pirates on April 30, becoming sixth player in Club history to record four hits and at-least six RBI in a game. The last player to do so was Gaby Sanchez on June 11, 2010 at Tampa Bay (4 hits, 6 RBI). In addition, he tied a Marlins Park record for most RBI in a single game.
- Hit 11 home runs in May, a career high for a single month.
- Hit two home runs on May 31 vs. Philadelphia, marking third career multi-home run game.
- Recorded first Major League stolen base on June 1 vs. Arizona.
- Connected for third career grand slam on June 19 vs. Washington and first since June 24, 2016 vs. the Cubs. According to *Elias*, he and Rafael Palmeiro are the only two players who debuted in the expansion era (since 1961) to have as many as three game-tying grand slams.
- Participated in T-Mobile Home Run Derby during All-Star Week in Miami. Lost in first round to eventual champion Aaron Judge.
- Had eight-game hitting streak (.412) snapped on September 24 at Arizona; was tied for career best which was set earlier in the season (May 17-26).
- Connected for a home run in four consecutive games from September 19-23, second time having done so in his career (also from June 30-July 3, 2015).
- Since 2014, has homered in three-or-more consecutive games six times, tied with Chris Davis, J.D. Martinez and Josh Donaldson for fourth-most such streaks in Majors. Giancarlo Stanton and Nelson Cruz lead with eight each, followed by seven from Edwin Encarnacion.

CAREER BESTS

HITS	4 (2x) — LAST, 5/23/17 at OAK
RUNS	4 — 5/23/17 at OAK
HOME RUNS	2 (3x) — LAST, 5/31/17 vs. PHI
RBI	6 — 4/30/17 vs. PIT
SB	1 — 6/1/17 vs. ARI
HITTING STREAK	8 (2x) — LAST, 9/15/17 to 9/23/17
GRAND SLAMS	3 — LAST, 6/19/17 vs. WSH
CAREER PINCH-HIT HR	2 — LAST, 6/10/16 at ARI
CAREER GAME-ENDING HR	1 — 7/1/15 vs. SF

MLB DISABLED LIST HISTORY

2017	LEFT ANKLE CONTUSION (JUNE 5-16) RIGHT OBLIQUE STRAIN (JULY 25-SEPTEMBER 8)
------	--

HONORS AND AWARDS

2015	NATIONAL LEAGUE ROOKIE OF THE MONTH (SEPTEMBER)
2012	SOUTHERN LEAGUE MIDSEASON AND POSTSEASON ALL-STAR SOUTHERN LEAGUE PLAYER OF THE WEEK (JULY 30-AUGUST 5)
2011	FLORIDA STATE LEAGUE MIDSEASON AND POSTSEASON ALL-STAR TOPPS' PLAYER OF THE MONTH (MAY)

MAJOR LEAGUE CAREER HIGHLIGHTS

- Appeared in 90 games in 2016 due to right ankle sprain suffered midway through season.
- In April 29 contest, homered twice to mark second career multi-home run game while driving in five runs. Also homered two times on Sept. 27, 2015 vs. Atlanta.
- On June 10 at Arizona, connected for second career pinch-hit home run (grand slam). Both PH home runs have come off Tyler Clippard (also Sept. 6, 2015 vs. NYM).
- Was sixth pinch-hit grand slam in Club history, first since Jeremy Hermida on Aug. 31, 2005 vs. St. Louis, and first GS of career.
- Hit second grand slam of season on June 24 vs. Cubs, a first-inning shot off Kyle Hendricks.

FRONT OFFICE

FIELD AND CLUBHOUSE STAFF

PLAYERS

2017 IN REVIEW

CLUB HISTORY

POSTSEASON HISTORY

PLAYER DEVELOPMENT

2018 OPPONENTS

GENERAL INFORMATION



- Homered in three consecutive games from June 22-25, marking fourth home run streak of three-or-more games in career. According to *Elias*, was first player with four such streaks within first 250 career games since Giancarlo Stanton.
 - Spent majority of **2015** season with Miami, posting .262 (107x409) average with 23 home runs and 73 RBI in 129 games.
 - Led Fish in RBI and ranked second in home runs behind Giancarlo Stanton (27).
 - Finished fifth in National League Rookie of the Year voting. Ranked third among all MLB rookies in home runs behind Kris Bryant (26) and Joc Pederson (26).
 - Also finished third in RBI, trailing Bryant (99) and Matt Duffy (77).
 - Hit .302 (35x116) with runners in scoring position, ranking fifth among all rookies.
 - Recorded fourth-most home runs by rookie in Club history. Dan Uggla tallied 27 in 2006, followed by Josh Willingham (26 in 2006) and Preston Wilson (26 in 1999).
 - Earned NL Rookie of the Month honors for September after hitting .290 (29x100) with three doubles, nine home runs and 25 RBI in 26 games.
 - On Sept. 27 vs. Atlanta, became first player in Club history with a home run in first inning in three straight games, and first in MLB since Adam Jones (July 27-29) in 2009.
 - Hit first career pinch-hit home run on Sept. 6 vs. Mets; marked only pinch-hit home run for Miami all season.
 - Recorded second walk-off hit of season and career on August 11 vs. Boston.
 - Hit first career walk-off homer on July 1 vs. San Francisco (three-run HR in 9th inning).
 - In **2014**, split sixth professional season between Triple-A New Orleans and Miami.
 - Had contract selected by Miami on June 4 and made MLB debut on June 5 at Tampa Bay, starting game as designated hitter. Recorded first career hit (infield single) in second at-bat.
 - In debut, hit in front of J.T. Realmuto, who also made MLB debut. Became first position players to record first career hits in back-to-back plate appearances since Joe Inglett and Ryan Garko with Cleveland on July 1, 2006.
 - On June 10 at Texas, tied Marlins' club record for hits in a game by a designated hitter (3).
 - Connected for first career home run on September 19 vs. Washington, a solo fourth-inning homer off Doug Fister.
- ### MINOR LEAGUE CAREER HIGHLIGHTS
- With New Orleans in **2014**, set career highs in average (.306), slugging percentage (.517) and OPS (.889); also, finished campaign with 27 doubles, 18 home runs, 72 RBI and .372 on-base percentage in 103 games.
 - Led Zephyrs in batting average and slugging percentage, while drawing Pacific Coast League-high 11 intentional walks.
 - Opened first career Triple-A campaign with 14-game hitting streak, matching Carlos Gómez (2007) for longest streak to open season in New Orleans history. Over streak, batted .404 (21x52), leading Pacific Coast League in hits while striking out just three times.
 - Recorded second career two-HR game in 4-3 win over Colorado Springs on June 2. Previously hit two HR on June 24, 2013 vs. Jackson while with Double-A Tennessee.
 - Homered in three straight games, from August 12-14 vs. Tacoma, recording season-high-tying four RBI with two home runs in final outing of streak.
 - Spent entire **2013** campaign with Double-A Tennessee in Cubs system before being selected by Miami in Triple-A phase of Rule 5 Draft.
 - Production was hampered after suffering hairline fracture of left wrist after fouling off a pitch on April 19 vs. Huntsville. Missed exactly two months, returning from disabled list on June 19.
 - Homered twice in his sixth game back from disabled list, on June 24 vs. Jackson.
 - Homered in four consecutive games from July 24-27, all solo shots in final four games of five-game road set at Huntsville.
 - Earned Southern League Midseason and Postseason All-Star honors in **2012**.
 - Finished season in second place in SL in RBI (64) and total bases (230), third in doubles, seventh in slugging, tied for seventh in both batting and home runs, and tied for 10th in walks.
 - Earned SL Player of the Week honors for July 30-August 5 after batting .400 (8x20) with six runs scored, a double, three home runs and eight RBI.
 - Was Midseason and Postseason All-Star in Florida State League in **2011**.
 - Finished second in FSL in home runs, RBI, and total bases (240); was sixth in slugging (.478) and 10th in doubles (30).
 - Batted .383 (46x120) in May, with seven home runs and 28 RBI (both single-month highs for season), earning Topps' Player of the Month honors.
 - Finished second in Midwest League in RBI (87) in **2010**.

PERSONAL/MISCELLANEOUS

- Justin James Bour...attended George Mason University (VA), where he owns school record for most career putouts (1,273)... also tied for second in school history in home runs (46) and third in RBI (187)...hit .301 with 14 home runs, 12 doubles and 56 RBI over freshman campaign in 2007, earning Louisville Slugger Freshman All-America honors...tied school records with three home runs and nine RBI in a single game and became first player in school history to hit two grand slams in the same game... brother Jason was drafted by Cincinnati in 23rd round of 2007 First-Year Player Draft

MARLINS NOTES

HOME RUNS BY PITCHERS (SINCE 1993)

TEAM	TOTAL	TEAM	TOTAL
CHICAGO CUBS	67	ST. LOUIS CARDINALS	36
SAN FRANCISCO	54	ATLANTA BRAVES	35
COLORADO ROCKIES	46	LOS ANGELES DODGERS	34
MIAMI MARLINS	40	SAN DIEGO PADRES	30
CINCINNATI REDS	36	WASHINGTON NATIONALS	30



BOUR'S BATTING HISTORY

YEAR	CLUB	AVG.	G	AB	R	H	2B	3B	HR	RBI	SH	SF	HBP	BB	SO	SB	CS	OBP	SLG	E
2009	AZL CUBS	.273	14	55	7	15	4	0	2	13	0	2	0	5	17	1	0	.323	.455	0
	BOISE	.258	48	182	17	47	13	0	2	27	0	2	3	20	28	1	0	.338	.363	5
2010	PEORIA	.291	127	475	59	138	31	1	12	87	0	5	9	58	100	1	0	.375	.436	15
2011	DAYTONA	.277	133	502	65	139	30	1	23	85	0	8	2	46	105	3	2	.335	.478	12
2012	TENNESSEE	.283	138	506	64	143	36	0	17	110	0	6	3	62	115	4	1	.360	.455	19
2013	TENNESSEE	.237	83	317	48	75	17	0	18	64	0	6	2	36	63	0	2	.313	.461	6
	NEW ORLEANS	.306	103	385	59	118	27	0	18	72	0	3	3	39	57	3	1	.372	.517	2
2015	MIAMI	.284	39	74	10	21	3	0	1	11	0	0	0	9	19	0	0	.361	.365	0
	NEW ORLEANS	.275	14	51	8	14	1	0	1	5	0	0	0	11	6	1	0	.403	.353	0
2016	MIAMI	.262	129	409	42	107	20	0	23	73	0	1	2	34	101	0	0	.321	.479	6
	NEW ORLEANS	.111	5	18	0	2	0	0	0	0	0	0	0	1	0	0	0	.158	.111	0
2017	MIAMI	.264	90	280	35	74	12	1	15	51	0	3	0	38	56	0	0	.349	.475	3
	JUPITER	1.000	1	2	2	2	1	0	0	2	0	1	0	1	0	0	0	.750	1.500	0
2017	JACKSONVILLE	.333	3	9	1	3	0	0	1	1	0	0	0	0	1	0	0	.333	.667	1
	MIAMI	.289	108	377	52	109	18	0	25	83	0	4	1	47	95	1	0	.366	.536	1
2017	MILB TOTALS	.278	669	2502	330	696	160	2	94	466	0	33	22	279	492	14	6	.352	.456	60
	MLB TOTALS	.273	366	1140	139	311	53	1	64	218	0	8	3	128	271	1	0	.346	.489	10

CAREER TRANSACTIONS

2013: Selected by Miami from Chicago-NL in Triple-A phase of Rule 5 Draft on December 12

2009: Selected by Chicago-NL in 25th round of First-Year Player Draft; signed by Cubs' scout Billy Swoope



- Photo Credit: Peter Rentschler 2017





9 | LEWIS BRINSON

OUTFIELD HT **6'5"** WT **206** | BATS **RIGHT** THROWS **RIGHT**

MLB SERVICE **25 DAYS** | MLB DEBUT **JUNE 11, 2017 AT ARI (W/MIL)** | BIRTHPLACE **FORT LAUDERDALE, FL**

BORN **MAY 8, 1994** | OPENING DAY AGE **23** | CONTRACT STATUS **SIGNED THROUGH 2018**

ACQUIRED **FROM MILWAUKEE WITH INF ISAN DIAZ, OF MONTE HARRISON AND RHP JORDAN YAMAMOTO IN EXCHANGE FOR OF CHRISTIAN YELICH ON JANUARY 25, 2018**

2017 SUMMARY

- Named Brewers' Minor League Player of the Year after batting .331 (99x299) with 22 doubles, four triples, 13 home runs, 48 RBI and 11 stolen bases in 76 games at Triple-A Colorado Springs.
- Also made Major League debut with Milwaukee, and in 21 total games over two stints, hit .106 (5x47) with one triple, two home runs and three RBI. Made 12 starts; seven in center field and five in left field.
- Named to *Baseball America's* Triple-A All-Star team after posting season average that would have tied for third best in PCL had he qualified. On-base percentage (.400) would have ranked fifth, while slugging percentage (.562) would have ranked eighth.
- Opened season with 10-game hitting streak, batting .395 (17x43) with four doubles, three home runs and seven RBI.
- During streak, established season highs with four hits and five RBI on April 18 vs. Memphis. Doubled and homered in Colorado Springs' 14-4 win.
- Recorded at least one hit in 22 of first 24 games and posted .360 average (21x58) in 14 April contests. Highest monthly average was a .414 mark (29x70) in July (17 games).
- Homered twice at Oklahoma City on June 1. Was first of two multi-homer games of season. Also had two HR on August 13 vs. New Orleans.
- Promoted to Milwaukee on June 10 and made Major League debut on June 11 at Arizona. Went 0x2 with two walks and first career stolen base, starting in left field.
- Recorded first MLB hit in second game of doubleheader on June 13 at St. Louis, an infield single to third off Marco Gonzalez.
- First MLB triple accounted for only hit on June 16 vs. San Diego.
- Optioned to Colorado Springs on June 25 after hitting .097 (3x33) over 14 games.
- In first game back with Sky Sox, June 26 vs. Omaha, went 4x4 with two doubles and one home run, matching season high in hits. Equaled total again on July 17 at Omaha.
- Participated in the All-Star Futures Game at Marlins Park in Miami, going 1x4 with a double and one RBI as US down World, 7-6.
- From June 29-Aug. 5, hit in 20 consecutive games, marking longest hitting streak of career and sixth-longest hitting streak in PCL last season. Hit .375 (33x88) with seven doubles, three triples, two home runs and 12 RBI over streak.
- Promoted to Milwaukee for second time on July 26 and connected for first Major League home run that night, a two-run shot off Sean Doolittle in ninth inning.
- Homered next day in Washington off Enny Romero.
- Sent back to Colorado Springs on Aug. 3 after recording two hits in 16 at-bats over seven appearances.
- Had season cut short due to strained left hamstring suffered while running to first base on Aug. 14 vs. New Orleans.

CAREER BESTS

HITS	1 (5x) — LAST, 7/27/17 at WSH
RUNS	1 (2x) — LAST, 7/27/17 at WSH
HOME RUNS	1 (2x) — LAST, 7/27/17 at WSH
RBI	2 — 7/16/17 at WSH
SB	1 — 6/11/17 at ARI
HITTING STREAK	2 — 7/26/17 to 7/27/17
GRAND SLAMS	—
CAREER PINCH-HIT HR	—
CAREER GAME-ENDING HR	—

MLB DISABLED LIST HISTORY

NONE

HONORS AND AWARDS

2017	BREWERS' MINOR LEAGUE PLAYER OF THE YEAR BASEBALL AMERICA TRIPLE-A ALL-STAR
2015	CALIFORNIA LEAGUE PLAYER OF THE WEEK (JULY 20-27) BASEBALL AMERICA HIGH CLASS A ALL-STAR BASEBALL AMERICA MINOR LEAGUE ALL-STAR
2013	SOUTH ATLANTIC LEAGUE MIDSEASON ALL-STAR
2012	ARIZONA LEAGUE POSTSEASON ALL-STAR

MINOR LEAGUE CAREER HIGHLIGHTS

- Began **2016** at Double-A Frisco in Texas Rangers' organization, batting .237 (72x3404) with 11 home runs, 40 RBI and 11 stolen bases in 77 games.
- Acquired by Milwaukee in five-player trade on Aug. 1 and finished season at Triple-A Colorado Springs, hitting .382 (34x89) with four home runs, 20 RBI and four stolen bases in 23 games.
- In **2015**, hit .332 (132x398) with 20 home runs, 69 RBI and 18 stolen bases in 100 games between Single-A High Desert (64g), Double-A Frisco (28g) and Triple-A Round Rock (8g).
- Was on seven-day disabled list from April 27-June 4 with right hamstring tendinitis.
- Played for Surprise Saguaros in Arizona Fall League (11 g., .300 avg., 1 hr, 6 rbi, 5 sb) and then Mayaguez in Puerto Rican Winter League (13 g., .241 avg., 2 hr, 5 rbi) following season.

- Batted .288 (100x347) with 13 home runs, 50 RBI and 12 stolen bases in 89 games between Single-A Hickory (43g) and Single-A Myrtle Beach (46g) in **2014**.
- Missed nearly entire month of May (May 2-28) with leg strain.
- Rated by *Baseball America* as Best Athlete and Best Defensive Outfielder in the Rangers' organization.
- In **2013**, hit .237 (103x447) with 21 home runs, 52 RBI and 24 stolen bases in 122 games at Single-A Hickory.
- Produced first 20/20 season in franchise history, earning South Atlantic League All-Star honors.
- Ranked fourth in South Atlantic League in home runs.
- Was rated by *Baseball America* as the 11th-best prospect in South Atlantic League.
- In first professional season, led Arizona League in runs (54), doubles (22), total bases (124) and extra-base hits (36) and was among leaders in RBI (T2nd, 42), triples (T2nd, 7), hits (3rd, 67) and HR (T3rd, 7).

- Hit .283 (67x237) with seven home runs, 42 RBI and 14 stolen bases in 54 games with the Rookie Arizona Rangers.
- Named to Arizona League Postseason All-Star Team and was rated by *Baseball America* as the sixth-best prospect in Arizona League

PERSONAL/MISCELLANEOUS

- Lewis Lamont Brinson...is engaged to fiancé Christie...graduated from Coral Springs (FL) High School...committed to the University of Florida before signing with Texas in 2012.

BRINSON'S BATTING HISTORY

YEAR CLUB	AVG.	G	AB	R	H	2B	3B	HR	RBI	SH	SF	HBP	BB	SO	SB	CS	OBP	SLG	E
2012 AZL RANGERS	.283	54	237	54	67	22	7	7	42	1	3	3	21	74	14	2	.345	.523	4
2013 HICKORY	.237	122	447	64	106	18	2	21	52	0	0	8	48	191	24	7	.322	.427	9
2014 HICKORY	.335	43	164	36	55	8	1	10	28	1	1	2	18	46	7	4	.405	.579	1
MYRTLE BEACH	.246	46	183	17	45	8	1	3	22	0	0	1	15	50	5	5	.307	.350	5
2015 HIGH DESERT	.337	64	258	51	87	22	7	13	42	0	3	6	31	64	13	6	.416	.628	5
FRISCO	.291	28	110	14	32	8	1	6	23	1	2	1	6	28	2	1	.328	.545	0
ROUND ROCK	.433	8	30	9	13	1	0	1	4	0	0	0	7	6	3	0	.541	.567	2
2016 AZL RANGERS	.231	4	13	3	3	1	0	0	1	0	0	0	2	2	2	0	.333	.308	0
FRISCO	.237	77	304	46	72	14	6	11	40	1	2	2	17	64	11	4	.280	.431	2
COLORADO SPRINGS	.382	23	89	14	34	9	0	4	20	0	2	0	2	21	4	2	.387	.618	0
2017 MILWAUKEE	.106	21	47	2	5	0	1	2	3	0	0	1	7	17	1	0	.236	.277	0
COLORADO SPRINGS	.331	76	299	66	99	22	4	13	48	0	4	5	32	62	11	5	.400	.562	7
MILB TOTALS	.287	545	2134	374	613	133	29	89	322	4	17	28	199	608	96	36	.353	.502	35
MLB TOTALS	.106	21	47	2	5	0	1	2	3	0	0	1	7	17	1	0	.236	.277	0

CAREER TRANSACTIONS

- 2017:** Acquired by Miami with INF Isan Diaz, OF Monte Harrison and RHP Jordan Yamamoto from Milwaukee in exchange for OF Christian Yelich on January 25
- 2016:** Acquired by Milwaukee with RHP Luis Ortiz and player to be named later (OF Ryan Cordell) from Texas in exchange for C Jonathan Lucroy and RHP Jeremy Jeffress on August 1

- 2012:** Selected by Texas in first round (29th overall) of First-Year Player Draft; signed by Rangers' scout Frankie Thon

MARLINS NOTES

MARLINS SINGLE-SEASON BATTING ROOKIE LEADERS

AVG	HITS	HOME RUNS	RBI				
CHRIS COGHLAN ('09)	.321	HANLEY RAMIREZ ('06)	185	DAN UGGLA ('06)	27	DAN UGGLA ('06)	90
JEFF CONINE ('93)	.292	JEFF CONINE ('93)	174	JOSH WILLINGHAM ('06)	26	GABY SANCHEZ ('10)	85
HANLEY RAMIREZ ('06)	.292	DAN UGGLA ('06)	172	PRESTON WILSON ('99)	26	JEFF CONINE ('93)	79
DAN UGGLA ('06)	.282	CHRIS COGHLAN ('09)	162	JUSTIN BOUR ('15)	23	MIKE JACOBS ('06)	77
PRESTON WILSON ('99)	.280	MARK KOTSAY ('98)	161	GIANCARLO STANTON ('10)	22	DERREK LEE ('98)	74
MARK KOTSAY ('98)	.279	GABY SANCHEZ ('10)	156	MIKE JACOBS ('06)	20	JOSH WILLINGHAM ('06)	74
		ALEX GONZALEZ ('99)	155	GABY SANCHEZ ('10)	19	JUSTIN BOUR ('15)	74



13 | STARLIN CASTRO

INFIELD HT 6'2" WT 230 | BATS RIGHT THROWS RIGHT

MLB SERVICE 7 YEARS, 150 DAYS | MLB DEBUT MAY 7, 2010 AT CIN (W/CHC) | BIRTHPLACE MONTE CRISTI, DR
 BORN MARCH 24, 1990 | OPENING DAY AGE 28 | CONTRACT STATUS SIGNED THROUGH 2019
 ACQUIRED FROM YANKEES WITH INF JOSÉ DEVERS AND RHP JORGE GUZMÁN IN EXCHANGE FOR OF GIANCARLO STANTON AND CASH
 CONSIDERATIONS ON DECEMBER 11, 2017

2017 SUMMARY

- In second season with Yankees, hit .300 (133x443) with 66 runs scored, 18 doubles, 16 home runs and 63 RBI in 112 games.
- Posted .323 average (70x217) with 10 home runs in 57 games at Yankee Stadium, compared to a .279 (63x226) mark with six home runs in 55 road games.
- In 18 games against Baltimore, scored 18 runs and drove in 17. Homered in four straight games from June 9-Sept. 4, matching Yankees' longest consecutive home run game streak against the O's since moving to Baltimore in 1954: Yogi Berra homered in four straight from May 20-22, 1955.
- Homered five times in April, and again in June, marking highest career home run totals in those two months.
- Recorded at-least one hit in 24 of team's first 28 games (through May 6), becoming first Yankee to do so since Derek Jeter (24) and Alex Rodriguez (24) in 2007. Totaled 43 hits through those 28 games, marking second-most by a Yankee through 28 games since 2004, behind Jeter's 48 in 2012.
- Hit game-tying two-run home run with one out in ninth inning in April 28 win vs. Baltimore. Marked sixth career game-tying or go-ahead home run in the seventh inning or later.
- Collected two-or-more hits in five consecutive games from May 1-6, one shy of career-long six-game streak from Aug. 29-Sept. 4, 2010.
- Homered in three straight games for first time in career from June 9-11.
- Made first career start as designated hitter on June 17 at Oakland, going 1x4.
- Left June 26 win at White Sox in bottom of third after suffering a right hamstring strain.
- Placed on 10-day disabled list from June 27-July 14, missing 13 games. In two rehab starts with Double-A Trenton, went 2x7.
- Earned fourth career All-Star nod (also 2011-12, '14) and first as a member of AL. Was first All-Star selection as a second baseman, as three previous were as shortstop. Did not participate due to injury.
- Returned to 10-day disabled list from July 23 (retroactive to July 22)-Aug. 25 with a right hamstring strain, missing 31 games. Made six rehab appearances at Triple-A Scranton/Wilkes-Barre, batting .333 (8x24) with four runs scored, one home run and two RBI.
- Went 4x4 with two runs scored, a double and one RBI in Aug. 27 win vs. Seattle, matching career high in hits (16th time, first since Sept. 15, 2016 at Boston).

MAJOR LEAGUE CAREER HIGHLIGHTS

- Hit .270 (156x577) with 63 runs scored, 29 doubles, a career-high 21 home runs and 70 RBI in 151 games with Yankees in 2016.
- Led team in hits, multi-hit games (41) and three-plus hit games (12), and tied for team lead in RBI (also Didi Gregorius).

CAREER BESTS

HITS	4 (16x) — LAST, 8/27/17 vs. SEA
RUNS	4 — 9/12/11 at CIN
HOME RUNS	2 (4x) — LAST, 8/22/16 at SEA
RBI	6 (2x) — LAST, 9/18/15 vs. STL
SB	2 (6x) — LAST, 4/16/16 vs. SEA
HITTING STREAK	14 (3x) — LAST, 8/1/14 to 8/15/14
GRAND SLAMS	1 — 8/15/16 vs. CLE
CAREER PINCH-HIT HR	—
CAREER GAME-ENDING HR	1 — 6/22/16 vs. COL

MLB DISABLED LIST HISTORY

2017	RIGHT HAMSTRING STRAIN (JUNE 27-JULY 14) RIGHT HAMSTRING STRAIN (JULY 22-AUGUST 25)
------------	--

HONORS AND AWARDS

2017	AMERICAN LEAGUE ALL-STAR
2014	NATIONAL LEAGUE ALL-STAR
2012	NATIONAL LEAGUE ALL-STAR
2011	NATIONAL LEAGUE ALL-STAR
	NATIONAL LEAGUE PLAYER OF THE WEEK (APRIL 1-3) (AUGUST 1-7)
2009	FLORIDA STATE LEAGUE MIDSEASON AND POSTSEASON ALL-STAR

- In first full season at 2B, made only 12 errors (all at 2B), fewest of any season of career. Had 35-game errorless stretch from April 13-May 21.
- Set a single-season career high with 21 homers and recorded his highest extra-base hit total (51, 29 doubles, 1 triple, 21 HR) since 2012 (55). Became fourth second baseman in Yankees history to hit 20 home runs in a season (Robinson Canó-5 times, Joe Gordon-4 times, Alfonso Soriano-twice).
- With his 21 home runs and SS Didi Gregorius hitting 20 homers, duo became just third 2B/SS combo, aged 26-or-younger, in Major League history to each hit at least 20 home runs, joining Houston's Jose Altuve and Carlos Correa in 2016 and Seattle's David Bell and Alex Rodriguez in 1999 (credit: YES Network).



- Drove in eight runs from April 5-7, most by any player in his first three games as a Yankee since RBI became an official stat in 1920 (previous: Bob Tillman, six in 1967; Todd Greene, six in 2001 and Wilson Betemit, six in 2007). Also since 1920, became third Yankee with as many as eight RBI in team's first three games of a season, joining Babe Ruth (1932) and Bill Dickey (1934), who each had nine. His seven RBI through first two games with club were also a franchise record (previous: Todd Greene, six RBI in 2001).
- Collected first hit as a Yankee with a second-inning, two-run double off Dallas Keuchel in April 5 Opening Day loss vs. Houston. According to *Elias*, became first Yankees player with at least two RBI in first plate appearance on Opening Day since Billy Martin in 1950.
- Collected 1,000th career hit with fourth-inning single (off Nathan Karns) in April 15 loss vs. Seattle. In research provided by *Elias*, at 26 years, 22 days, became seventh-youngest player to debut since 1966 to reach 1,000 hits behind Miguel Cabrera (25,142 on Sept. 7, 2008), Alex Rodriguez (25,282 on May 5, 2001), Ken Griffey, Jr. (25,268 on Aug. 16, 1995), Roberto Alomar (25,189 on Aug. 13, 1993), Robin Yount (24,335 on Aug. 16, 1980) and César Cedeño (25,128 on July 2, 1976-G1).
- Hit ninth-inning walk-off solo home run in June 22 win vs. Colorado to mark sixth career walk-off hit and first career walk-off home run.
- Hit eight home runs with 24 RBI in 28 games in August, setting new single-month career highs in both categories. Hit .313 (35x112) during month, becoming first Yankee to hit at least .300 with eight homers and 24 RBI in a calendar month since Alex Rodriguez (.309, 9 HR, 26 RBI) in September 2010.
- Hit first career grand slam Aug. 5 win vs. Cleveland, just the second grand slam by a Yankees shortstop since 1983 (Jeter, 6/18/05 vs. Cubs).
- Played in 1,000th career game on Aug. 7 vs. Cleveland, becoming youngest player (26 years, 137 days) to reach milestone since Miguel Cabrera on Aug. 23, 2009 (26.127). (*Elias*)
- Hit two solo home runs in Aug. 22 loss at Seattle, marking fourth career multi-HR game and first since Sept. 18, 2015 vs. St. Louis.
- Was one of four active players to record at least 1,000 hits, 175 doubles, 50 home runs and 75 stolen bases through his age-26 season, joining Houston's Jose Altuve and Angels' Justin Upton and Mike Trout.
- In **2015**, hit .265 (145x547) with 52 runs, 23 doubles, 11 home runs and 69 RBI in 151 games with Cubs.
- Recorded three walk-off hits: an 11th-inning single on April 18 vs. San Diego, a ninth-inning single on June 13 vs. Cincinnati and an 11th-inning single on June 14 vs. Cincinnati. Became first Cub to record walk-off RBI in consecutive team games since Hall of Famer Ron Santo in 1966.
- Collected 900th career hit on June 2 at Miami. At 25 years, 70 days, became youngest player in franchise history to reach mark, surpassing Ron Santo (25.183).
- Tied career highs with two home runs (third time) and six RBI (second time) on Sept. 18 vs. St. Louis.
- Made postseason debut, batting .176 (6x34) with two runs, one double, one home run and two RBI in nine playoff games.
- Hit only career postseason home run (solo HR in fourth inning off Michael Wacha) in Cubs' NLDS Game 3 win vs. St. Louis, as Cubs set a Major League record with six home runs in a single postseason game.
- Had five straight seasons (2011-15) with at least 10 home runs as a Cub, becoming third Cubs shortstop since 1901 to record at least five such seasons (also Ernie Banks, eight times from 1954-61 and Sawon Dunston, five times between 1986-95).
- Earned third career All-Star nod in **2014** with Cubs, finishing campaign with a .292 (154x528) average, 58 runs, 33 doubles, 14 home runs and 65 RBI in 134 games Cubs.
- Named to third career All-Star Game (also 2011 and '12).
- Recorded first career multi-HR game on April 8 vs. Pittsburgh. Followed with second such game on April 27 at Milwaukee, becoming first Cubs shortstop with two multi-HR games in same month since Ernie Banks in May 1961. Was also first Cubs shortstop with at least two multi-HR games in same season since Sawon Dunston in 1990.
- Went a career-high 38 straight games without making an error from June 18-July 31 (148 TC).
- Tied career-high with a 14-game hitting streak from Aug. 1-15, batting .421 (24x57) with seven doubles, three doubles, one home run, seven RBI and a .967 OPS over stretch.
- Collected 846 hits through first five Major League seasons (2010-14), second-most in Cubs history behind Glenn Beckert's 849 hits from 1965-69.
- Named to three All-Star Games as a Cub (2011, '12 and '14), becoming only third shortstop in franchise history to be selected to at least three All-Star teams, joining Ernie Banks (nine times as a SS) and Don Kessinger (six times).
- Led NL in at-bats in **2013**, hitting .245 (163x666) with 59 runs, 34 doubles, 10 home runs and 44 RBI in 161 games with Cubs..
- Established single-season career best with 14-game hitting streak from April 6-22, batting .317 (20x63) over the stretch.
- Did not play on June 25, snapping streak of 269 consecutive games played since Aug. 23, 2011. Was longest streak by a Cub since Sammy Sosa played in 388 straight games from 1998-2000.
- Led NL in at-bats in three consecutive seasons from 2011-13, becoming just one of three NL players since 1900 to do so, joining Philadelphia's Dave Cash (1974-76) and the Cubs' Sparky Adams (1925-27).
- Led NL in at-bats and games played in **2012**, posting a .283 (183x646) average with 78 runs, 29 doubles, 12 triples, 14 home runs, 78 RBI and 25 stolen bases in 162 games.
- Established career highs in triples, RBI and stolen bases. His 78 RBI led Major League shortstops and were most by a Cubs shortstop since Ernie Banks in 1961 (80). Earned NL All-Star honors for second straight season.
- Became first player in franchise history to play at shortstop in all 162 games in a season and set franchise record with 161 starts at position (surpassing previous single-season mark of 158 starts at SS by Ivan DeJesus in 1978 and Don Kessinger in 1968). Was first Cubs infielder to appear in all 162 games in a season since Hall of Fame third baseman Ron Santo in 1968.
- Extended career-long streak of reaching base safely to 43 games on April 8 vs. Washington (began streak on Aug. 15, 2011). Tied Jerome Walton (43 straight in 1989) for second-longest such stretch by a Cub since 1913, trailing only Riggs Stephenson's 44-game streak in 1928.
- Collected 500th career hit on Sept. 7 at Pittsburgh, becoming 28th player in Major League history to reach 500 hits before turning 23 years old. Reached milestone at 22 years, 167 days old, youngest to accomplish feat since Robin Yount in 1977 at 21 years, 297 days old.
- Established career highs in average (.307), runs scored (91), hits (207) and doubles (36) in first full season with Cubs in **2011**. Led NL and ranked fourth in Majors in hits.
- Tallied 57 multi-hit games, tied for NL lead with Matt Kemp, Hunter Pence and Jose Reyes. Among NL leaders, led in at-bats, tied for fifth in triples and ranked ninth with 291 total bases. Began season as youngest player in Majors.



- Became 10th player in Modern Era (since 1900) to collect at least 200 hits at age 21-years-or-younger.
- Named to first career All-Star Game. At age 21, became youngest All-Star in Cubs history and youngest player to ever lead NL in hits. Was 21 years, 188 days old at close of the season. Prior to 2011, youngest player ever to lead NL in hits was Cubs' Charlie Hollocher with 161 in 1918 (22.083 at end of season).
- Five hitting streaks of at least 10 games were most by a Cub since Hall of Famer Billy Williams in 1970.
- Went 0x1 with two stolen bases in All-Star Game at Arizona's Chase Field on July 12, becoming fifth player with two stolen bases in an All-Star Game and first since Kenny Lofton in 1996. Was first Cubs shortstop to play in All-Star Game since Shawon Dunston in 1990.
- Named NL Player of the Week from Aug. 1-7, batting .515 (17x33) with 10 runs, two doubles, two home runs and seven RBI in seven games. Was second weekly honor of season (also April 1-3).
- Saw first Major League action in **2010** after never playing above Double-A level, batting .300 (139-for-463) with 53 runs, 31 doubles, three home runs and 41 RBI in 125 games.
- Ranked 10th among NL qualifiers with a .300 batting average. Was first Cubs rookie to hit at least .300 and finish in NL top-10 since Bill Madlock was fifth in 1974 (.313).
- Had contract selected on May 7 and made Major League debut that night at Cincinnati, going 2x5. Connected for three-run home run off Homer Bailey in first career plate appearance. Also hit a three-run triple en route to a six-RBI game, the most RBI recorded by any player in his first Major League game. Was first player born in 1990s to appear in a Major League game.
- At 20 years, 44 days old, became youngest Cub to make Major League debut since Oscar Gamble on Aug. 27, 1969 at 19 years, 250 days old. Became third-youngest player in Major League history to hit a home run in first career at-bat, behind Whitey Lockman (18 years in 1945) and Ted Tappe (19 years in 1950). Was also youngest Cub to make Major League debut at shortstop, surpassing Marty Shay at 20.144 on Sept. 16, 1916.
- Recorded a straight steal of home in the second inning on July 15 vs. Philadelphia, becoming first Cub to do so since Brian McRae on April 13, 1996 at San Francisco.
- Collected 41 hits in August, most by a Cubs rookie in any month since Ernie Banks in August 1954 (43).
- Had six straight multi-hit games from Aug. 29-Sept. 4, becoming first Cubs rookie to accomplish feat since Don Johnson in 1944.

MINOR LEAGUE CAREER HIGHLIGHTS

- Began **2010** with Double-A Tennessee, hitting .376 (41x109) with 20 runs scored, eight doubles, five triples, one home run and 20 RBI in 26 games.
- Following season, played 16 games with Leones del Escogido in Dominican Winter League, batting .317 (19x60) with nine runs scored and seven RBI.
- Combined to hit .299 (140x469) with 56 runs, 23 doubles, six triples, three home runs, 49 RBI and 28 stolen bases in 127 games with Single-A Daytona and Double-A Tennessee in **2009**.
- Began season with Daytona, batting .302 (108x58) with 45 runs, 17 doubles, three home runs, 35 RBI and 22 stolen bases in 96 games. Ranked third in Florida State League in batting average.
- Named FSL All-Star Game MVP after going 4x4 with an inside-the-park home run. Also named to FSL Postseason All-Star Team after posting a .317 (46-for-145) batting average in second half.
- Named to World Team for MLB All-Star Futures Game in St. Louis, going 1x1 with a run scored in World's 7-5 win over U.S.
- Following season, batted .376 (38x101) with 10 RBI in 26 games for Mesa Solar Sox in Arizona Fall League. Participated in Rising Stars Game, starting at SS and going 2x3 with a run scored.
- Followed AFL by playing in eight games for Leones del Escogido in Dominican Winter League, batting .182 (4x22) with two RBI.
- Made professional debut in **2007**, batting .299 (66x221) with 47 runs, six doubles, two home runs, 31 RBI and 13 stolen bases in 60 games with DSL Cubs.

PERSONAL/MISCELLANEOUS

- Starlin de Jesús Castro...has two children, Starlin Jr. and Scarlett... former Cubs' teammate Alfonso Soriano, is his son Starlin Jr.'s godfather.

MARLINS NOTES

NATIONAL LEAGUE ROOKIE OF THE YEAR (SINCE 2000)

PLAYER	TEAM	YEAR	PLAYER	TEAM	YEAR
RAFAEL FURCAL	ATLANTA	2000	CHRIS COGLAN	FLORIDA	2009
ALBERT PUJOLS	ST. LOUIS	2001	BUSTER POSEY	SAN FRANCISCO	2010
JASON JENNINGS	COLORADO	2002	CRAIG KIMBREL	ATLANTA	2011
DONTRELLE WILLIS	FLORIDA	2003	BRYCE HARPER	WASHINGTON	2012
JASON BAY	PITTSBURGH	2004	JOSÉ FERNÁNDEZ	MIAMI	2013
RYAN HOWARD	PHILADELPHIA	2005	JACOB DEGROM	NEW YORK	2014
HANLEY RAMIREZ	FLORIDA	2006	KRIS BRYANT	CHICAGO	2015
RYAN BRAUN	MILWAUKEE	2007	COREY SEAGER	DODGERS	2016
GEOVANY SOTO	CUBS	2008	CODY BELLINGER	DODGERS	2017



CASTRO'S BATTING HISTORY

YEAR	CLUB	AVG.	G	AB	R	H	2B	3B	HR	RBI	SH	SF	HBP	BB	SO	SB	CS	OBP	SLG	E
2007	DSL CUBS	.299	60	221	47	66	6	2	2	31	2	3	4	23	24	13	2	.371	.371	7
2008	AZL CUBS	.311	51	196	33	61	11	5	3	22	1	1	3	14	33	6	5	.364	.464	12
2009	DAYTONA	.302	96	358	45	108	17	3	3	35	5	2	3	19	41	22	11	.340	.391	32
	TENNESSEE	.288	31	111	11	32	6	3	0	14	1	0	0	10	12	6	0	.347	.396	7
2010	TENNESSEE	.376	26	109	20	41	8	5	1	20	0	2	1	9	11	4	5	.421	.569	5
	CUBS	.300	125	463	53	139	31	5	3	41	4	4	6	29	71	10	8	.347	.408	27
2011	CUBS	.307	158	674	91	207	36	9	10	66	0	4	2	35	96	22	9	.341	.432	29
2012	CUBS	.283	162	646	78	183	29	12	14	78	0	5	4	36	100	25	13	.323	.430	27
2013	CUBS	.245	161	666	59	163	34	2	10	44	1	1	7	30	129	9	6	.284	.347	22
2014	CUBS	.292	134	528	58	154	33	1	14	65	0	2	4	35	100	4	4	.339	.438	15
2015	CUBS	.267	151	547	53	146	24	2	11	68	1	4	5	21	91	5	5	.298	.378	24
2016	YANKEES	.270	151	577	63	156	29	1	21	70	1	5	3	24	118	4	0	.300	.433	12
2017	TRENTON	.286	2	7	0	2	1	0	0	0	0	0	0	0	2	0	0	.286	.429	0
	SCRANTON/WB	.333	6	24	4	8	0	0	1	2	0	0	0	1	4	0	0	.360	.458	1
	YANKEES	.300	112	443	66	133	18	1	16	63	0	3	4	23	93	2	0	.338	.454	11
	MLB TOTALS	.310	272	1026	160	318	49	18	10	124	9	8	11	76	127	51	23	.361	.422	63
	MLB TOTALS	.282	1154	4544	521	1281	234	33	99	495	7	28	35	233	798	81	45	.320	.413	167

POSTSEASON HISTORY

YEAR	CLUB	SERIES	AVG.	G	AB	R	H	2B	3B	HR	RBI	SH	SF	HBP	BB	SO	SB	CS	OBP	SLG	E
2015	CHC/PIT	NLWC	.000	1	4	0	0	0	0	0	0	0	0	0	0	0	0	0	.000	.000	0
	CHC/STL	NLDS	.286	4	14	2	4	0	0	1	1	0	0	0	1	0	0	0	.333	.500	0
	CHC/NYM	NLCS	.125	4	16	0	2	1	0	0	1	0	0	0	0	1	0	0	.125	.188	0
2017	NY/MIN	ALWC	.000	1	4	0	0	0	0	0	0	0	0	0	0	1	0	0	.000	.000	0
	NY/CLE	ALDS	.273	5	22	3	6	2	0	0	1	0	0	0	1	5	0	0	.304	.364	0
	NY/HOU	ALCS	.208	7	24	2	5	1	0	0	0	0	0	1	1	8	0	0	.269	.250	2
	WILD CARD		.000	2	8	0	0	0	0	0	0	0	0	0	0	1	0	0	.000	.000	0
	DIVISION SERIES		.278	9	36	5	10	2	0	1	2	0	0	0	2	5	0	0	.316	.417	0
	CHAMPIONSHIP SERIES		.175	11	40	2	7	2	0	0	1	0	0	1	1	9	0	0	.214	.225	2
	TOTALS		.202	22	84	7	17	4	0	1	3	0	0	1	3	15	0	0	.239	.286	2

ALL-STAR HISTORY

YEAR	CLUB/TM, SITE	AVG.	G	AB	R	H	2B	3B	HR	RBI	SH	SF	HBP	BB	SO	SB	CS	OBP	SLG	E
2011	NL/CHC, ARI	.000	1	1	0	0	0	0	0	0	0	0	0	0	1	2	0	.000	.000	0
2012	NL/CHC, KC	.000	1	1	0	0	0	0	0	0	0	0	0	0	0	0	0	.000	.000	0
2014	NL/CHC, MIN	.000	1	1	0	0	0	0	0	0	0	0	0	0	1	0	0	.000	.000	0
2017	AL/NYY, MIA																			
	TOTALS	.000	3	3	0	0	0	0	0	0	0	0	0	0	2	2	0	.000	.000	0

CAREER TRANSACTIONS

2017: Acquired by Miami with RHP Jorge Guzmán and INF José Devers from Yankees in exchange for OF Giancarlo Stanton and cash considerations on December 11

2015: Acquired by New York-AL from Chicago-NL in exchange for RHP Adam Warren and player to be named later (INF Brendan Ryan) on December 8

2006: Signed by Chicago-NL as non-drafted free agent on October 25; signed by Cubs' scout José Serra

FRONT OFFICE

FIELD AND CUBHOUSE STAFF

PLAYERS

2017 IN REVIEW

CLUB HISTORY

POSTSEASON HISTORY

PLAYER DEVELOPMENT

2018 OPPONENTS

GENERAL INFORMATION





54 | WEI-YIN CHEN

PITCHER HT 6'0" WT 193 | BATS RIGHT THROWS LEFT

MLB SERVICE 6 YEARS | MLB DEBUT APRIL 10, 2012 VS. YANKEES (W/BAL) | BIRTHPLACE KAOHSIUNG CITY, TWN
BORN JULY 21, 1985 | OPENING DAY AGE 32 | CONTRACT STATUS SIGNED THROUGH 2020
ACQUIRED SIGNED FIVE-YEAR FREE AGENT CONTRACT ON JANUARY 17, 2016

2017 SUMMARY

- In sophomore season with Miami, limited to just five starts and nine total appearances after missing majority of season with left arm fatigue. Finished with 2-1 record and 3.82 ERA (33.0 ip/14 er).
- Opened season on 25-man roster, but made just five starts before beginning DL stint on May 5. Reinstated on September 4, after which he made just four relief appearances before being shut down with left elbow discomfort following outing on Sept. 22.
- Best start of the year came on April 18 at Seattle, holding Mariners hitless over 7.0 innings while striking out two and issuing just two walks. Marked first start of career holding an opponent hitless. Previous low-hit start was one, done on June 2, 2016 vs. Pittsburgh (6.0 ip).
- Allowed season-high tying seven hits, with four runs and two walks, along with three strikeouts, over 5.0 innings on April 26 at Philadelphia. Loss marked first and only defeat of season.
- Recorded season-high seven strikeouts in final start, on May 1 vs. Tampa Bay. Did not receive a decision despite allowing just two runs and two hits over 6.0. Also walked a season-high four.
- Upon reinstatement from DL, made first career relief appearance on September 4 vs. Washington, tossing 1.0 perfect inning. Allowed one run on two hits over 6.0 innings (1.50 ERA) in four relief outings to close out season.
- Picked up first career hit, an infield single, off of Zack Wheeler on April 7 at the Mets.

MAJOR LEAGUE CAREER HIGHLIGHTS

- Is one of just two Taiwanese-born pitchers to make 100 career Major League starts (also Chien-Ming Wang-126). His 53 career wins are second-most by a Taiwanese-born pitcher, behind Wang's 68.
- Is one of just 10 pitchers in Major League history to be born in Taiwan: Chih-Wei Hu, Hong-Chih Kuo, C.C. Lee, Chia-Jen Lo, Fu-Te Ni, Chin-hui Tsao, Jen-Ho Tseng, Chien-Ming Wang, and Wei-Chung Wang.
- In first season with Miami in 2016, went 5-5 with 4.96 ERA (123.1 ip/68 er) over 22 starts. Missed two months with left elbow sprain from July 25 (retro to July 21)-September 18.
- Made Marlins' debut as Opening Day starter on April 5, allowing five runs on nine hits while striking out three over 5.0 innings vs. Detroit. Marked first career Opening Day assignment.
- In May 11 start, held Brewers to six hits and two runs while walking two and equaling a career high with 12 strikeouts (also July 29, 2012 vs. Oakland).
- On May 28 at Atlanta, started 127th career Major League game, snapping tie with Chien-Ming Wang for most starts by a Taiwanese pitcher in MLB history.

CAREER BESTS

INNINGS PITCHED.....	8.0 (6x) — LAST, 7/12/15 vs. WSH
STRIKEOUTS.....	12 (2x) — LAST, 5/11/16 vs. MIL
LAST COMPLETE GAME.....	—
LAST SHUTOUT.....	—
LOW-HIT COMPLETE GAME.....	—
SCORELESS IP.....	14.0 — 7/3/14 to 8/1/14
WIN STREAK.....	5 — 7/3/14 to 8/1/14
LOSS STREAK.....	6 — 9/1/12 to 4/14/13

MLB DISABLED LIST HISTORY

2017.....	LEFT ARM FATIGUE (MAY 2-SEPTEMBER 4)
2016.....	LEFT ELBOW SPRAIN (JULY 21-SEPT. 18)
2013.....	RIGHT OBLIQUE STRAIN (MAY 13-JULY 10)

- Earned 50th career win in start on June 13 at San Diego, despite giving up career-high four home runs. Went 6.0 innings, allowing four runs and seven hits with a walk and seven strikeouts. Four HR allowed were most since Chris Volstad gave up four on June 14, 2011 at Philadelphia. Was first pitcher in Club history to allow four homers and earn win.
- Over three-start span of July 20-September 24, did not walk a batter. Three starts without a walk was longest of career.
- Led Marlins' starting rotation and ranked second among National League left-handed starting pitchers with a 1.75 bb/9 (123.1 ip/24 bb), behind only Clayton Kershaw (0.66). Walked two-or-fewer batters in 20 of 22 starts, including each of his last 11
- In fourth Major League season, posted 11-8 record and career-best 3.34 ERA in 31 starts for Baltimore in 2015.
- Led all Major League pitchers with .170 (27x159) with runners in scoring position.
- Tossed career-high tying 8.0 innings in fourth start, April 25 vs. Boston. Held Red Sox to two runs on four hits (one home run) with a walk and five strikeouts. Also went 8.0 innings on June 15 vs. Philadelphia, July 1 vs. Texas and July 12 vs. Washington.
- Posted career-best 16 wins in 2014, and were most by Baltimore left-hander since Jimmy Key (16) in 1997.
- Walked just 35 in 185.2 innings, fewest by an Orioles pitcher with at least 175.0 ip in a single season in Club history.
- From July 3-August 1, recorded career-best five-game winning streak.
- Started Game 2 of American League Division Series, allowing five runs on seven hits with three strikeouts over 3.2 innings.



- Took loss in Game 3 of ALCS, giving up just two runs on seven hits with a walk and four strikeouts over 5.1 innings.
- Was on 15-day disabled list from May 13-July 10, **2013**, with right oblique strain. Had surgery after season to remove bony ossicles from right knee.
- In **2012**, led Orioles starting staff with 32 starts.
- Recorded career-high 12 strikeouts on July 29 vs. Oakland, marking most strikeouts by Taiwanese-born pitcher. In outing, became fifth Orioles pitcher to strike out 10-or-more in fewer than 6.0 innings (Daniel Cabrera on April 12, 2006 at TB).
- Recorded first Major League win on April 17 at White Sox and went on to win first four decisions of career.
- Earned win in Game 2 of ALDS vs. Yankees, surrendering two runs (one earned) on eight hits while walking one and striking out three over 6.1 innings.

- Led Central League starters with 1.54 ERA, 0.93 WHIP and four shutouts in **2009**.
- In 39 games with Chunichi in **2008**, went 7-6 with 2.90 ERA.
- Member of Chinese Taipei national team in Beijing Olympics. Went 1-0 in two starts during Games, tossing 7.0 shutout innings in 5-0 win over Netherlands on August 13.
- Member of Chinese Taipei national team that participated in Athens Olympics in **2004**.

PERSONAL/MISCELLANEOUS

- Wei-Yin Chen (way-in)...married to Yi-Wen Tsai (eee-wen sigh)... couple has two sons, Karston and Kyle.

CAREER PROFESSIONAL HIGHLIGHTS

- Posted four consecutive seasons with ERA lower than 3.00 in Central League in Nippon Professional Baseball as member of Chunichi Dragons. Combined to go 36-30 with 2.48 ERA (631.1/174) and 500 strikeouts in 117 games (88 starts) in four-year stint.

CHEN'S PITCHING HISTORY

YEAR	CLUB	W-L	ERA	G	GS	CG	SHO	SV	SVO	IP	H	R	ER	HR	HB	BB	SO	WP	BK
2012	BALTIMORE	12-11	4.02	32	32	0	0	0	0	192.2	186	97	86	29	5	57	154	2	1
2013	BOWIE	1-0	3.00	2	2	0	0	0	0	12.0	9	4	4	0	0	2	8	0	0
	BALTIMORE	7-7	4.07	23	23	0	0	0	0	137.0	142	62	62	17	2	39	104	3	0
2014	BALTIMORE	16-6	3.54	31	31	0	0	0	0	185.2	193	77	73	23	3	35	136	2	0
2015	FREDERICK	0-0	0.00	1	1	0	0	0	0	3.0	1	0	0	0	0	0	2	0	0
	BALTIMORE	11-8	3.34	31	31	0	0	0	0	191.1	192	78	71	28	5	41	153	3	0
2016	MIAMI	5-5	4.96	22	22	0	0	0	0	123.1	134	69	68	22	3	24	100	1	0
2017	GCL MARLINS	0-0	0.00	1	1	0	0	0	0	1.0	2	0	0	0	0	0	1	1	0
	JUPITER	0-0	0.00	2	1	0	0	0	0	3.2	4	0	0	0	0	1	2	0	0
	MIAMI	2-1	3.82	9	5	0	0	0	0	33.0	25	14	14	3	1	9	25	1	0
	MILB TOTALS	1-0	1.83	6	5	0	0	0	0	19.2	16	4	4	0	0	3	13	1	0
	MLB TOTALS	53-38	3.90	148	144	0	0	0	0	863.0	872	397	374	122	19	205	672	12	1

BATTING HISTORY

YEAR	CLUB	AVG.	G	AB	R	H	2B	3B	HR	RBI	SH	SF	HBP	BB	SO	SB	CS	OBP	SLG	E
2017	MIAMI	.125	8	8	0	1	0	0	0	0	0	0	0	3	0	0	0	.125	.125	0
	MLB TOTALS	.017	33	58	0	1	0	0	0	0	6	0	0	24	0	0	0	.017	.017	3

POSTSEASON HISTORY

YEAR	CLUB	SERIES	W-L	ERA	G	GS	CG	SHO	SV	SVO	IP	H	R	ER	HR	HB	BB	SO	WP	BK
2012	BAL/NYY	ALDS	1-0	1.42	1	1	0	0	0	0	6.1	8	2	1	0	0	1	3	0	0
2014	BAL/DET	ALDS	0-0	12.27	1	1	0	0	0	0	3.2	7	5	5	2	0	0	3	0	0
	BAL/KC	ALCS	0-1	3.38	1	1	0	0	0	0	5.1	7	2	2	0	0	1	4	0	0
	DIVISION SERIES		1-0	5.40	2	2	0	0	0	0	10.0	15	7	6	2	0	1	6	0	0
	CHAMPIONSHIP SERIES		0-1	3.38	1	1	0	0	0	0	5.1	7	2	2	0	0	1	4	0	0
	TOTALS		1-1	4.70	3	3	0	0	0	0	15.1	22	9	8	2	0	2	10	0	0

CAREER TRANSACTIONS

2016: Signed by Miami as free agent on January 17

2012: Signed by Baltimore as non-drafted free agent on January 10



67 | TYLER CLOYD

PITCHER HT **6'3"** WT **210** | **BATS** RIGHT **THROWS** RIGHT

MLB SERVICE **114 DAYS** | MLB DEBUT **AUGUST 29, 2012 VS. NYM (W/PHI)** | BIRTHPLACE **PAPILLION, NE**
 BORN **MAY 16, 1987** | OPENING DAY AGE **30** | CONTRACT STATUS **SIGNED THROUGH 2018**
 ACQUIRED **SIGNED AS MINOR LEAGUE FREE AGENT ON JANUARY 9, 2018**

2017 SUMMARY

- Began campaign with Somerset Patriots in Independent Atlantic League, making three starts with no record and 1.50 ERA (12.0 ip/2 er).
- Had contract purchased by Seattle on May 12 and went on to post a 1-1 record with one save and 5.67 ERA (60.1 ip/38 er) in 19 games (14 starts) with Triple-A Tacoma.
- Over first eight appearances with Rainiers, which included seven starts, went 1-1 with 1.93 ERA (28.0/6). Over final 11 games, had no record and one save with 9.19 ERA (32.1/33).
- Made season debut at Tacoma in second game of May 13 doubleheader against Round Rock. Started and tossed 3.2 scoreless innings with three strikeouts.
- Followed debut start with a 4.0-inning scoreless effort on May 18 at Round Rock, allowing just two hits while walking none and striking out three.
- Earned first win of season in next outing, May 23 vs. Fresno, giving up just three hits with a season-high four strikeouts over 5.0 scoreless frames.
- Had contract selected by Mariners on June 2 and made first Major League appearance since 2013 on June 9 vs. Toronto. Earned win after tossing scoreless seventh inning. Marked first MLB win since May 31, 2013 at Miami.
- Optioned back to Tacoma on June 10 and was designated for assignment on June 21.
- Made two appearances for Rainiers following return from Seattle before going on seven-day disabled list with a flexor strain in right forearm on June 23. Had one rehab start with Single-A Everett (1.0 ip, 1h) prior to being reinstated on July 9.
- Earned first professional save on July 29 at Oklahoma City after tossing 3.0 innings.

MAJOR LEAGUE CAREER HIGHLIGHTS

- Went 2-7 with a 6.56 ERA (60.1/44) in 13 games (11 starts) over four stints with Phillies in **2013**.
- In debut season in **2012**, went 2-2 with 4.91 ERA (33.0/18) over six starts with Philadelphia.
- Made Major League debut in August 29 start vs. Mets, taking loss after allowing three runs on seven hits over 6.0 innings.
- Earned first Major League win on September 3 at Cincinnati. Allowed four hits and one run over 7.0 innings with a career-high nine strikeouts.
- Recorded first Major League hit in same game with a fifth-inning single off RHP Johnny Cueto.
- Allowed three hits and one run over career-high 8.0 innings at Mets on Sept. 20.

MINOR LEAGUE CAREER HIGHLIGHTS

- Began **2016** campaign at Triple-A level in Yankees organization, appearing in four games before sustaining elbow injury that required Tommy John surgery.

CAREER BESTS

INNINGS PITCHED.....	8.0 — 9/20/12 at NYM
STRIKEOUTS.....	9 — 9/3/12 at CIN
LAST COMPLETE GAME.....	—
LAST SHUTOUT.....	—
LOW-HIT COMPLETE GAME.....	—
SCORELESS IP.....	11.2 — 6/1/13 to 6/12/13
WIN STREAK.....	2 — 9/3/12 to 9/20/12
LOSS STREAK.....	5 — 8/20/13 to 9/29/13

MLB DISABLED LIST HISTORY

NONE

HONORS AND AWARDS

- 2014.....** INTERNATIONAL LEAGUE PITCHER OF THE WEEK (JULY 28-AUGUST 3)
- 2012.....** INTERNATIONAL LEAGUE MOST VALUABLE PITCHER
INTERNATIONAL LEAGUE
MIDSEASON AND POSTSEASON ALL-STAR
INTERNATIONAL LEAGUE PITCHER OF THE WEEK (APRIL 5-8)
EASTERN LEAGUE PITCHER OF THE WEEK (APRIL 23-29)
- 2009.....** SOUTH ATLANTIC LEAGUE MIDSEASON ALL-STAR

- Spent **2015** season with Samsung Lions of Korean Baseball Organization, going 11-11 with a 5.19 ERA (159.2/92) in 28 starts.
- Went 10-8 with 3.89 ERA (166.2/72) in 27 games (26 starts) for Triple-A Columbus in Indians organization in **2014**.
- Led International League in shutouts (2) and ranked second in innings pitched and complete games (3). Also owned second-lowest BB/9.OIP ratio (1.61) among IL starters.
- Named International League Pitcher of the Week from July 28-Aug. 3 after tossing a no-hitter for July 30 vs. Columbus.
- Spent majority of **2013** season with Triple-A Lehigh Valley, going 5-9 with a 4.71 ERA (112.2/59) in 19 starts.
- Earned International League Most Valuable Pitcher honors in **2012** after posting 12-1 record with one shutout and 2.35 ERA (142.0/37) at Lehigh Valley. Also had four starts with Double-A Reading, going 3-0, 1.80 (25.0/5). All told, combined for 15-1 record and 2.26 ERA (167.0/42) in 26 Minor League starts.
- Received Paul Owens Award which is annually given to best pitcher in Phillies' system.



- Earned Phillies' Pitcher of the Month honors after going 4-0 with a 1.45 ERA (31.0/5) in five April starts.
- Led International League in ERA and WHIP (1.01), ranked second in opponents' average (.210) and BB/9.0IP ratio (9.32) among starters.
- Named IL Pitcher of the Week from April 5-8 after tossing 6.0 scoreless innings on Opening Day vs. Scranton/Wilkes-Barre.
- Garnered IL Midseason All-Star honors and was starting pitcher for Triple-A All-Star Game. Also earned IL Postseason All-Star honors.
- Named Eastern League Pitcher of the Week from April 23-29 after tossing two scoreless starts (13.0 ip).
- Combined to go 9-4 with 2.77 ERA (146.0/45) in 31 appearances (22 starts) between Single-A Clearwater and Double-A Reading in **2011**.
- Named the Phillies' Minor League Pitcher of the Week from August 1-7 after tossing a 7.0-inning scoreless start vs. Harrisburg on Aug. 4.
- Garnered honors again for week of August 15-21 after going 2-0 with a 0.64 ERA (13.0/1) in two starts.
- Combined with Single-A Clearwater and Double-A Reading to go 5-4 with a 5.17 ERA (78.1/45) in 37 games (five starts) in **2010**.
- Split **2009** season with Single-A Lakewood and Single-A Clearwater, going 12-9 with a 3.54 ERA (165.1/65) in 27 games (26 starts).
- Started season with Lakewood, going 7-3 with a 3.05 ERA (88.2/30) in 14 starts, earning South Atlantic League Midseason All-Star honors.
- In debut season in **2008**, combined to 7-4 with 3.86 ERA (76.0/33) in 14 games (13 starts) with GCL Phillies and Single-A Williamsport.

PERSONAL/MISCELLANEOUS

- He and his wife Tonya have one daughter, Gracie...graduated from Bellevue East High School (NE)...attended University of Nebraska at Omaha (2006-07) where he was a two-time All-North Central Conference honoree and was twice named NCC Most Valuable Pitcher...earned Third-Team All-America honors and First-Team All-region recognition in final season at UNO.

CLOYD'S PITCHING HISTORY

YEAR	CLUB	W-L	ERA	G	GS	CG	SHO	SV	SVO	IP	H	R	ER	HR	HB	BB	SO	WP	BK
2008	GCL PHILLIES	2-0	0.00	2	1	0	0	0	0	11.0	5	0	0	0	1	1	11	0	0
	WILLIAMSPORT	5-4	4.57	12	12	0	0	0	0	65.0	76	35	33	8	3	21	58	2	1
2009	LAKWOOD	7-3	3.05	14	14	1	0	0	0	88.2	90	32	30	3	2	19	77	1	0
	CLEARWATER	5-6	4.11	13	12	0	0	0	0	76.2	83	43	35	4	6	23	39	1	0
2010	CLEARWATER	4-3	5.32	35	4	0	0	0	1	69.1	85	45	41	8	2	16	67	5	0
	READING	1-1	4.00	2	1	0	0	0	0	9.0	5	4	4	3	0	1	6	0	0
2011	CLEARWATER	3-1	2.75	13	5	0	0	0	0	39.1	31	12	12	3	1	7	39	2	0
	READING	6-3	2.78	18	17	0	0	0	0	106.2	101	35	33	7	7	15	99	2	0
2012	READING	3-0	1.80	4	4	0	0	0	0	25.0	22	5	5	1	1	3	20	0	0
	LEHIGH VALLEY	12-1	2.35	22	22	1	1	0	0	142.0	105	39	37	14	4	38	93	1	0
	PHILADELPHIA	2-2	4.91	6	6	0	0	0	0	33.0	33	18	18	8	2	7	30	0	0
2013	LEHIGH VALLEY	5-9	4.71	19	19	2	0	0	0	112.2	125	70	59	21	1	26	93	1	1
	PHILADELPHIA	2-7	6.56	13	11	0	0	0	0	60.1	83	45	44	7	1	25	41	3	0
2014	COLUMBUS	10-8	3.89	27	26	3	2	0	0	166.2	181	78	72	26	5	31	118	2	1
2015	SAMSUNG (KBO)	11-11	5.19	28	28	0	0	0	0	159.2	190	103	92	24	12	38	123	3	1
2016	SCRANTON/WB	1-1	1.37	4	3	0	0	0	0	19.2	13	7	3	1	0	10	17	2	0
2017	EVERETT	0-0	0.00	1	1	0	0	0	0	1.0	1	0	0	0	0	0	0	0	0
	TACOMA	1-1	5.67	19	14	0	0	1	1	60.1	64	41	38	8	1	17	48	1	0
	SEATTLE	1-0	0.00	1	0	0	0	0	0	1.0	2	0	0	0	0	0	1	0	0
	MILB TOTALS	65-41	3.64	205	155	7	3	1	2	993.0	987	446	402	107	34	228	785	20	3
	MLB TOTALS	5-9	5.92	20	17	0	0	0	0	94.1	118	63	62	15	3	32	72	3	0

BATTING HISTORY

YEAR	CLUB	AVG.	G	AB	R	H	2B	3B	HR	RBI	SH	SF	HBP	BB	SO	SB	CS	OBP	SLG	E
2013	PHILADELPHIA	.111	11	18	1	2	1	0	0	1	2	0	0	2	4	0	0	.200	.167	0
	MLB TOTALS	.103	19	29	3	3	1	0	0	1	2	0	0	5	7	0	0	.235	.138	0

CAREER TRANSACTIONS

- 2018:** Signed by Miami as Minor League free agent on January 9
- 2017:** Had contract purchased by Seattle from Somerset on May 12
- 2016:** Signed by New York-KAL as a Minor League free agent on January 22
- 2013:** Claimed off waivers by Cleveland from Philadelphia on October 2
- 2008:** Selected by Philadelphia in 18th round of First-Year Player Draft; signed by Phillies' scout Jerry Lafferty





61 | ADAM CONLEY

PITCHER HT 6'3" WT 201 | BATS LEFT THROWS LEFT

MLB SERVICE 2 YEARS, 11 DAYS | MLB DEBUT JUNE 10, 2015 AT TORONTO | BIRTHPLACE REDMOND, WA
BORN MAY 24, 1990 | OPENING DAY AGE 27 | CONTRACT STATUS SIGNED THROUGH 2018
ACQUIRED SELECTED IN SECOND ROUND OF 2011 FIRST-YEAR PLAYER DRAFT

2017 SUMMARY

- Split seventh professional season between Miami and Triple-A New Orleans, combining on an 11-11 record and 5.89 ERA (165.0 ip/108 er) over 34 appearances (32 starts). With Marlins, posted 8-8 record with 6.49 ERA (102.2/70) in 22 games (20 starts). In 12 starts with Baby Cakes, went 3-3 with 5.49 ERA (62.1/38).
- Began campaign in Marlins' starting rotation, earning first win of season in first start, April 8 at Mets. Allowed one run on one hit and three walks, with six strikeouts, over 5.0 innings.
- Next outing came out of 'pen on April 13, as he was forced into relief in Marlins-Mets 16-inning game at Marlins Park. Pitched 16th inning and took loss after allowing game-winning home run to Travis d'Arnaud.
- Two nights later, came back and tossed then-season high of 6.0 innings on April 15 vs. Mets. Retired 15 consecutive batters from the second-sixth innings, marking a career-best.
- On April 21 at San Diego, tossed 6.0 innings again, allowing just one run and six hits while walking two and striking out five.
- Struggled over next three outings, allowing 18 earned runs and raising season ERA to 7.53 through May 8. Was optioned to NOLA following a start against the Cardinals on that date.
- Went 0-2 with a 5.93 ERA over his first three starts with the Baby Cakes, through the end of May. Then went 1-1 with a 7.03 ERA in six starts in June. Rebounded after that, posting a 2-0 record and 2.16 ERA in three starts in July.
- Recalled on July 18 and made start that night vs. Philadelphia. Over first three starts back in rotation, went 2-0 with 1.74 ERA (20.2/4).
- Tossed at least 6.0 innings in each of those three starts. Completed 6.0 against Philadelphia, allowing just two runs, tossed 7.0 shutout innings at Texas on July 24, and on July 29 vs. Cincinnati, tossed season-high 7.2 innings. In first six starts of season, completed 6.0 innings just twice.
- Set new career high with 11 strikeouts in win at Mets on Aug. 20. In prior appearance, against the Giants on Aug. 14, did not strike out a batter over 6.1 innings. The last pitcher with more than 10 strikeouts immediately following a game in which he went at least 6.0 innings without one was the Cardinals' Joe Magrane, who had 11 in a three-hit shutout at Wrigley Field on June 22, 1990. - *Elias*
- Wrapped up season by earning a win in relief on Sept. 29 vs. Atlanta (1.0 ip, hb), tying his single-season career high (also, 2016). It was first career relief win.

MAJOR LEAGUE CAREER HIGHLIGHTS

- In first full Major League season, went 8-6 with 3.85 ERA (133.1/57) in 25 starts in 2016. Ranked second among Marlins' starters in ERA and third in innings pitched, wins and strikeouts (124).
- Missed 29 games from August 15-September 25 with tendinitis in left third finger.

CAREER BESTS

INNINGS PITCHED.....	8.0 — 6/22/16 vs. ATL
STRIKEOUTS	9 (4x) — LAST, 7/17/16 at STL
LAST COMPLETE GAME.....	—
LAST SHUTOUT	—
LOW-HIT COMPLETE GAME	—
SCORELESS IP.....	13.1 — 9/8/15 to 9/23/15
WIN STREAK.....	3 (2x) — LAST, 7/3/16 to 7/26/16
LOSS STREAK.....	2 (4x) — LAST, 8/30/17 to 9/9/17

MLB DISABLED LIST HISTORY

2016..... LEFT THIRD FINGER TENDINITIS
(AUGUST 15-SEPTEMBER 25)

HONORS AND AWARDS

2015..... MARLINS' MINOR LEAGUE PITCHER OF THE YEAR
MARLINS' MINOR LEAGUE PITCHER OF THE MONTH (JUNE)
PACIFIC COAST LEAGUE
MIDSEASON AND POSTSEASON ALL-STAR
PACIFIC COAST LEAGUE PITCHER OF THE WEEK
(JUNE 29-JULY 5)

2013..... SOUTHERN LEAGUE MIDSEASON ALL-STAR

2012..... SOUTH ATLANTIC LEAGUE MIDSEASON ALL-STAR

- Combined to strike out 17 in two starts from April 13-19, which marked most strikeouts by a Marlins left-handed starter in consecutive appearances since Dontrelle Willis (18 from Sept. 10-15, 2006; *Stats LLC*). Did so for second time from June 1-7.
- Earned first win after no-hitting Milwaukee over 7.2 frames on April 29 at Miller Park. Walked four and struck out seven.
- In research provided by *Elias*, Conley, who left game with 5-0 lead after throwing 116 pitches, was first pitcher in Major League history to be removed from a start with a lead after pitching at least 7.2 innings without allowing a hit. Previous all-time record had been established just three weeks before, when Dodgers rookie Ross Stripling pitched 7.1 hitless innings in his Major League debut on April 8 at San Francisco.
- Earned second win of season on May 5 vs. Arizona. Allowed two hits and a walk with six strikeouts in 5.1 innings. Did not allow a hit until fourth inning, running hitless innings streak to 11.1. Marked longest such streak by starter in Majors that season, and longest by any starter in Club history.





- Ranked as second-longest stretch overall, behind Armando Benitez's 14.0 hitless innings from May 4-June 4, 2004. In addition, tied Marlins' record for fewest hits allowed (2) in a two-start stretch, equaling accomplishment of Al Leiter in May 1996.
- Walked one batter or fewer in 10 of first 18 starts and 16 of first 29 career starts. Marked second-most such games by a Marlins starting pitcher through first 29 career starts, behind Brian Meadows (18). Finished season with 12 starts allowing no more than one walk, going 5-2, 2.49 (68.2/19) in those outings.
- Struck out 37 batters across six starts in June, setting new career high for strikeouts in a month, surpassing 30 in September 2015.
- Tossed 6.0 scoreless innings on July 3 against Atlanta at Fort Bragg, N.C., to earn career-high fifth win. Allowed four hits and a walk with two strikeouts in Miami's 5-2 victory.
- Posted three wins and 1.82 ERA (29.2/6) in five July starts, both career bests in a calendar month. His July ERA ranked second among NL left-handed starters, behind Madison Bumgarner (1.75) and seventh among all NL starters (12th in Majors). His three July wins also tied longest winning streak of his career.
- Began 2015 at Triple-A New Orleans, but joined Miami's starting rotation by mid August. Posted a 4-1 record and 3.76 ERA in 15 games (11 starts). Among National League rookie starters with 10-or-more starts, ranked fourth in ERA (3.68) and strikeouts/9.0 innings (8.44).
- Made Major League debut in first of three stints with Miami, tossing scoreless inning on June 10 at Toronto. Retired side in order with just six pitches.
- Made first career start on July 11 vs. Cincinnati, earning win after limiting Reds to two runs and five hits (one home run) while walking two and striking out two in 5.0 innings.
- Recorded first career Major League hit in third plate appearance, August 6 at Atlanta. Stroked one-out single in fourth inning off Matt Wisler.
- Led all NL rookie starting pitchers with 2.54 ERA in September, while ranking second in strikeouts (30) and third in opponents batting average (.219).
- Eclipsed professional highs in innings pitched, tossing combined 174.0 inning, while also setting a professional high with 140 strikeouts.
- With Zephyrus, went 9-3 with 2.52 ERA (107.0/30). Named to both Midseason and Postseason Pacific Coast League All-Star teams, while also being named starter in PCL All-Star Game. Also named PCL Pitcher of the Week for June 29-July 5, and Marlins' Pitcher of the Month for June. Went 3-0 with 2.05 ERA (26.1/6) in five appearances (four starts) in June, holding opponents to .172 average with 19 strikeouts and nine walks.
- With New Orleans, won career-best five-straight games from May 26-July 5 while posting 1.42 ERA (44.1/7).
- Missed half of 2014 due to injury, appearing in just 12 games (11 starts) with New Orleans, posting 3-5 record and 6.00 ERA (60.0 IP/40 ER).
- Led Double-A Jacksonville in wins (11), starts (25), complete games (3), innings pitched (138.2) and strikeouts (129) in 2013. Led Marlins' farmhands in wins and complete games, ranked second in strikeouts and seventh in ERA (3.25).
- Tied for Southern League lead in complete games, tied for second in wins, ranked third in WHIP (1.17) and fifth in strikeouts. Among SL starters, ranked second in fewest baserunners/9.0 (11.03), third in strikeouts/9.0 (8.42) and fifth in walks/9.0 (2.41).
- Named to SL Midseason All-Star team after going 8-4 with a 3.66 ERA (93.1/38) in 18 first-half appearances.
- Tossed first career complete game on July 1 vs. Pensacola in rain-shortened contest (5.1 IP). Threw second complete game on July 14 vs. Mobile, a three-hit 7.0-inning shutout. On August 19 at Chattanooga, recorded third complete game (6.0 IP).
- Earned South Atlantic League Midseason All-Star honors with 7-3 record and 2.78 ERA (74.1/23) in first half of 2012.

PERSONAL/MISCELLANEOUS

- Adam Michael Conley...married to Kendall and couple has one daughter, Amelia...following senior season at Olympia High School (WA), in which he set single-season school records in wins (8), innings pitched (63.0), strikeouts (86) and average against (.129), went to Washington State University...set a WSU freshman record with 25 appearances...earned All-Pac-10 honors following sophomore season.

CONLEY'S PITCHING HISTORY

YEAR	CLUB	W-L	ERA	G	GS	CG	SHO	SV	SVO	IP	H	R	ER	HR	HB	BB	SO	WP	BK
2011	GCL MARLINS	0-0	0.00	2	0	0	0	0	0	2.0	1	0	0	0	0	2	0	0	
2012	GREENSBORO	7-3	2.78	14	14	0	0	0	0	74.1	58	30	23	4	2	24	84	5	1
	JUPITER	4-2	4.44	12	12	0	0	0	0	52.2	59	29	26	0	1	19	51	3	0
2013	JACKSONVILLE	11-7	3.25	26	25	3	1	0	0	138.2	125	61	50	7	7	37	129	1	0
2014	JUPITER	0-1	5.06	1	1	0	0	0	0	5.1	9	6	3	0	0	2	2	2	0
	NEW ORLEANS	3-5	6.00	12	11	0	0	0	1	60.0	65	41	40	3	3	26	48	1	0
2015	NEW ORLEANS	9-3	2.52	19	18	1	1	0	0	107.0	85	34	30	4	5	40	81	1	0
	MIAMI	4-1	3.76	15	11	0	0	0	0	67.0	65	28	28	7	3	21	59	0	0
2016	MIAMI	8-6	3.85	25	25	0	0	0	0	133.1	125	59	57	13	11	62	124	9	0
2017	NEW ORLEANS	3-3	5.49	12	12	0	0	0	0	62.1	69	41	38	7	2	25	41	10	0
	MIAMI	8-8	6.14	22	20	0	0	0	0	102.2	114	74	70	19	8	42	72	5	0
	MILB TOTALS	37-24	3.76	98	93	4	2	0	1	502.1	471	242	210	25	20	173	438	23	1
	MLB TOTALS	20-15	4.60	62	56	0	0	0	0	303.0	304	161	155	39	22	125	255	14	0

CONLEY'S BATTING HISTORY

YEAR	CLUB	AVG.	G	AB	R	H	2B	3B	HR	RBI	SH	SF	HBP	BB	SO	SB	CS	OBP	SLG	E
2017	MIAMI	.125	22	24	3	3	0	0	0	0	6	0	0	2	14	0	0	.192	.125	0
MLB TOTALS		.145	62	83	7	12	0	0	0	4	14	0	0	3	44	0	0	.145	.172	1

CAREER TRANSACTIONS

2011: Selected by Florida in second round of First-Year Player Draft; signed by Marlins' scout John Hughes

2008: Selected by Minnesota in 32nd round of First-Year Player Draft; did not sign



- Photo Credit: Rob Foldy 2017





30 | GARRETT COOPER

INFIELD | HT **6'6"** | WT **230** | BATS **RIGHT** | THROWS **RIGHT**

MLB SERVICE **53 DAYS** | MLB DEBUT **JULY 14, 2017 AT BOSTON (W/NYY)** | BIRTHPLACE **TORRANCE, CA**

BORN **DECEMBER 25, 1990** | OPENING DAY AGE **27** | CONTRACT STATUS **SIGNED THROUGH 2017**

ACQUIRED **FROM YANKEES WITH LHP CALEB SMITH IN EXCHANGE FOR RHP MICHAEL KING AND INTERNATIONAL SIGNING MONEY ON DECEMBER 11, 2017**

2017 SUMMARY

- In fifth professional campaign, combined to hit .377 (124x349) with 35 doubles, one triple, 18 home runs and 90 RBI in 90 games between Triple-A Colorado Springs, Double-A Trenton, Triple-A Scranton/Wilkes-Barre and the Yankees.
- Began season with Triple-A Colorado Springs in Milwaukee's system, hitting .366 (102-for-279) with 64 runs, 29 doubles, 17 home runs, 82 RBI and 33 walks. At time of All-Star break, led all Triple-A players in batting average and doubles; ranked second in Pacific Coast League in RBI, OBP (.428) and SLG (.652), was tied for second with 46 extra-base hits and was third in runs scored.
- Named Sky Sox Player of the Month in each of first three months of season. In April, hit .320 (24x75) with eight doubles, three home runs and 21 RBI in 19 games. In 22 May contests, posted .384 average (33x86) with five doubles, five home runs and 23 RBI. Followed with a .372 average (32x86) in May with 10 doubles, six home runs and 25 RBI.
- Earned PCL Player of the Week for July 3-9, batting .500 (12x24) with 10 runs scored, six doubles, two home runs and 11 RBI.
- Went 1x3 with one run scored and one RBI in Triple-A All-Star Game on July 12 at Cheney Stadium in Tacoma, WA.
- Acquired by Yankees on July 13 in exchange for LHP Tyler Webb.
- Made Major League debut in July 14 loss at Boston, after having contract selected from Triple-A Scranton/Wilkes-Barre prior to game. Made start at first base and went 0x4.
- In Major League game, collected first Major League hit with fifth-inning double off David Price in second game of July 16 doubleheader at Boston.
- Went 3x4 with one run scored, two doubles and one RBI in July 17 loss at Minnesota, recording first career run scored and RBI. Marked first career multi-hit game and first three-hit game by a Yankees first baseman since Chris Carter on June 7, 2017 vs. Boston.
- Had three straight multi-hit games from August 8-10 in Toronto, batting .667 (8x12) with one run, two doubles and four RBI. Became second Yankee in last three seasons to collect eight hits in a three-game series, joining Aaron Hicks, who went 8x16 from May 5-7, 2017 at Cubs. Cooper's eight hits were most by a Yankee in a three-game set against Blue Jays since Ichiro went 9x12 from September 19 (G1)-20, 2012.
- Was 4x5 with one run, a double and two RBI in Aug. 9 win at Toronto, his 10th career game. Became just second Yankee since 2000 to collect at least four hits in a game within his first 10 Major League games (also Gary Sánchez, 4x5 on Aug. 10, 2016 at Boston in his ninth game).
- Placed on 10-day disabled list from Aug. 17-Sept. 9 with left hamstring tendonitis, missing 22 games. Returned from rehab, reinstated from DL and optioned to Scranton/WB on Sept. 9.

CAREER BESTS

HITS	4 — 8/9/17 at TOR
RUNS	1 (3X) — LAST, 8/9/17 at TOR
HOME RUNS	—
RBI	2 (2X) — LAST, 8/9/17 at TOR
SB	—
HITTING STREAK	5 — 7/22/17 to 8/9/17
GRAND SLAMS	—
CAREER PINCH-HIT HR	—
CAREER GAME-ENDING HR	—

MLB DISABLED LIST HISTORY

2017	LEFT HAMSTRING TENDINITIS (AUGUST 17-SEPTEMBER 9)
------------	---

HONORS AND AWARDS

2017	PACIFIC COAST LEAGUE MIDSEASON ALL-STAR PACIFIC COAST LEAGUE PLAYER OF THE WEEK (JULY 3-9)
2016	SOUTHERN LEAGUE MIDSEASON ALL-STAR
2015	FLORIDA STATE LEAGUE PLAYER OF THE WEEK (JULY 13-19)

- Overall, hit .326 (14x43) with three runs, five doubles, one triple and six RBI in 13 games (13 starts at 1B) over two stints with Yankees (July 14-31 and Aug. 6-Sept. 9).
- Among Yankees to debut in Majors since 1950, his 14 hits through his first 11 career games (July 14-Aug. 10) were tied for most (Yangervis Solarte, 14x39 in 2014).
- Following option to Scranton/WB, hit .429 (6x14) with one run, a double and one RBI in four postseason games.

MINOR LEAGUE CAREER HIGHLIGHTS

- In **2016**, hit .319 with 18 doubles, a triple and two home runs in 63 games in first half with Double-A Biloxi to earn Southern League Midseason All-Star honors.
- Promoted to Triple-A Colorado Springs on July 26 and hit .317 with five home runs and 19 RBI in 30 games in August and September.
- Led all Brewers minor leaguers with a .310 (140x451) batting average in 128 games between Class-A Brevard County and Double-A Biloxi in **2015**.

FRONT OFFICE

FIELD AND CLUBHOUSE STAFF

PLATERS

2017 IN REVIEW

CLUB HISTORY

POSTSEASON HISTORY

PLAYER DEVELOPMENT

2018 OPPONENTS

GENERAL INFORMATION



- Was among Florida State League leaders in several categories, including slugging percentage (1st, .436), doubles (T2nd, 32), extra-base hits (5th, 42) and batting average (6th, .294).
- Earned FSL Player of the Week honors for July 13-19, batting .478 (11x23) with four runs scored, two doubles, two home runs and seven RBI over six games..
- Hit .283 with six home runs and 30 RBI in 48 games between Rookie Helena and Class-A Wisconsin in **2013**.
- Connected for two solo home runs in first professional game on June 20 at Missoula, including a homer in first plate appearance.

PERSONAL/MISCELLANEOUS

- Garrett Nicholas Cooper...played first two collegiate seasons at El Camino Community College in Torrance, California, where he was a two-time All-South Coast Conference selection (2010-11)... transferred to Auburn University for junior and senior seasons and was named a Second-Team All-SEC selection as a senior in 2013...is youngest of seven children.

COOPER'S BATTING HISTORY

YEAR	CLUB	AVG.	G	AB	R	H	2B	3B	HR	RBI	SH	SF	HBP	BB	SO	SB	CS	OBP	SLG	E
2013	HELENA	.274	16	62	11	17	4	0	4	10	0	0	1	7	18	0	0	.357	.532	3
	WISCONSIN	.287	32	122	15	35	6	3	2	20	0	0	1	10	33	0	0	.346	.434	4
2014	WISCONSIN	.333	9	30	2	10	3	0	1	8	0	0	2	0	4	0	0	.375	.533	2
	AZL BREWERS	.375	5	16	3	6	1	0	1	3	0	0	0	3	3	0	0	.474	.625	3
	BREVARD COUNTY	.238	53	164	23	39	11	0	2	16	0	1	5	18	51	1	0	.330	.341	5
2015	BREVARD COUNTY	.294	119	422	55	124	32	2	8	54	1	4	8	35	88	1	1	.356	.436	14
	BILOXI	.552	9	29	3	16	2	1	0	5	0	0	0	7	2	0	0	.639	.690	2
2016	BILOXI	.299	92	301	27	90	22	1	4	49	0	3	5	20	55	3	3	.350	.419	4
	COLORADO SPRINGS	.276	36	127	17	35	5	0	5	20	0	1	1	10	20	0	0	.331	.433	2
2017	COLORADO SPRINGS	.366	75	279	64	102	29	0	17	82	0	6	2	33	48	0	0	.428	.652	4
	SCRANTON/WB	.000	2	7	0	0	0	0	0	0	0	0	0	0	1	0	0	.000	.000	0
	YANKEES	.326	13	43	3	14	5	1	0	6	0	1	0	1	12	0	0	.333	.488	0
	TRENTON	.400	6	20	5	8	1	0	1	2	0	0	0	3	6	0	0	.478	.600	0
	MILB TOTALS	.305	454	1579	225	482	116	7	45	269	1	15	25	146	329	5	4	.370	.473	43

CAREER TRANSACTIONS


2017: Acquired by Miami from Yankees with LHP Caleb Smith in exchange for RHP Michael King and international signing bonus pool money on December 11

Acquired by Yankees from Milwaukee in exchange for LHP Tyler Webb on July 13

2013: Selected by Milwaukee in sixth round of First-Year Player Draft; signed by Brewers' scout Scott Nichols



- Photo Credit: Josh Cataldo 2018



75 | MIGUEL DEL POZO

PITCHER HT 6'1" WT 180 | BATS LEFT THROWS LEFT

MLB SERVICE NONE | BIRTHPLACE SANTO DOMINGO, DR

BORN OCTOBER 14, 1992 | OPENING DAY AGE 25 | CONTRACT STATUS SIGNED THROUGH 2017

ACQUIRED SIGNED AS INTERNATIONAL FREE AGENT ON AUGUST 24, 2010

2017 SUMMARY

- In sixth professional season, combined to go 3-0 with 0.70 ERA (25.2 ip/2 er) in 22 games (two starts) between GCL Marlins, Single-A Greensboro, Single-A Jupiter and Double-A Jacksonville.
- Began season on seven-day disabled list recovering from Tommy John surgery.
- Made first rehab start with GCL Marlins on June 26 vs. GCL Mets, allowing one hit while striking out two over 1.0 inning. In second rehab start, June 28 at GCL Nationals, allowed two hits with one strikeout over 1.0 scoreless inning.
- Returned from rehab and reinstated from DL on June 30, and was assigned to Greensboro. Made just three appearances with Grasshoppers before being promoted to Jupiter on July 13.
- Appeared in 12 games with Jupiter following promotion, posting 2-0 record and 0.54 ERA (16.2/1) in 12 games.
- Earned first win in first appearance with Hammerheads, July 13 at Palm Beach, tossing scoreless fourth inning.
- Equaled season high in innings pitched on Aug. 17 vs. Charlotte. Struck out two and allowed just one hit while tossing season-high 35 pitches.
- Promoted to Jacksonville on Aug. 21 and made first career Double-A appearance on Aug. 22 vs. Birmingham. Surrendered one run and two hits without recording an out.
- Over final four appearances (4.0 ip) with Jumbo Shrimp, allowed just one hit with one hit batter, four walks and three strikeouts.

HONORS AND AWARDS

2015..... FLORIDA STATE LEAGUE MIDSEASON ALL-STAR

- Earned third win of season Aug. 31 vs. Pensacola, tossing 1.2 scoreless frames.
- Following season, appeared in 10 games with Salt River Rafters in Arizona Fall League with no record and 8.76 ERA (12.1/12).

MINOR LEAGUE CAREER HIGHLIGHTS

- Missed 2016 season after having Tommy John surgery on left elbow. Surgery was performed by Dr. James Andrews in Pensacola, Fla., on April 26.
- Spent entirety of 2015 with Jupiter, posting 2-5 record and 4.25 ERA (59.1/28) in 27 games (five starts).
- Named Florida State League Midseason All-Star after finishing first half with 2-1 record and 3.55 ERA (33.0/13) in 20 appearances.
- Went down with left elbow injury following July 28 loss to Tampa. Placed on seven-day DL on July 29 and missed remainder of season.
- In 2014 with Greensboro, set career highs and led 'Hoppers bullpen in appearances (41), innings pitched (66.0) and strikeouts (85), while going 2-6 with 4.91 ERA.

PERSONAL/MISCELLANEOUS

- Miguel Eduardo Del Pozo.

PITCHING HISTORY

YEAR	CLUB	W-L	ERA	G	GS	CG	SHO	SV	SVO	IP	H	R	ER	HR	HB	BB	SO	WP	BK
2011	DSL MARLINS	3-3	5.09	12	6	0	0	0	1	40.2	39	27	23	5	6	25	47	10	0
2012	GCL MARLINS	1-2	4.02	18	3	0	0	1	2	31.1	27	15	14	1	2	23	32	5	2
2013	JUPITER	0-0	0.00	2	0	0	0	0	0	2.0	1	2	0	0	0	2	0	0	0
	BATAVIA	2-1	4.81	17	0	0	0	0	0	24.1	24	15	13	1	3	17	36	5	2
2014	GREENSBORO	2-6	4.91	41	0	0	0	4	6	66.0	59	37	36	5	6	19	85	4	1
2015	JUPITER	2-5	4.25	27	5	0	0	0	3	59.1	73	32	28	1	4	20	55	7	1
2016										--- INJURED - DID NOT PLAY ---									
2017	GCL MARLINS	0-0	0.00	2	2	0	0	0	0	2.0	3	0	0	0	0	0	3	0	0
	GREENSBORO	0-0	0.00	3	0	0	0	1	1	3.0	3	0	0	0	0	0	4	0	0
	JUPITER	2-0	0.54	12	0	0	0	0	0	16.2	12	3	1	0	1	5	17	1	0
	JACKSONVILLE	1-0	2.25	5	0	0	0	0	0	4.0	3	1	1	0	1	5	3	0	1
MLB TOTALS		13-17	4.19	139	16	0	0	6	13	249.1	244	132	116	13	23	116	282	32	7

CAREER TRANSACTIONS

2010: Signed as international free agent on August 24; signed by Marlins' scouts Albert González and Sandy Nin





43 | ODRISAMER DESPAIGNE

PITCHER HT 6'0" WT 217 | BATS RIGHT THROWS RIGHT

MLB SERVICE 2 YEARS, 75 DAYS | MLB DEBUT JUNE 23, 2014 AT SAN FRANCISCO (W/SD) | BIRTHPLACE HAVANA, CUBA
BORN APRIL 4, 1987 | OPENING DAY AGE 30 | CONTRACT STATUS SIGNED THROUGH 2018
ACQUIRED CLAIMED OFF WAIVERS FROM BALTIMORE ON SEPTEMBER 15, 2016

2017 SUMMARY

- In fourth professional campaign, combined to go 4-7 with three saves and a 3.40 ERA (132.1 ip/50 er) in 39 appearances (19 starts) between Single-A Jupiter, Triple-A New Orleans and Miami.
- In eight starts with Marlins, went 2-3 with 4.06 ERA (44.1/20). In 10 relief outings, had no record and 3.86 ERA (14.0/6).
- With New Orleans, had 2-3 mark with 2.83 ERA (47.2/15) in 10 starts, while going 0-1 with two saves and 3.63 ERA (22.1/9) in 10 appearances.
- Opened season on 10-day disabled list with a strained left oblique. Sent to NOLA upon reinstatement on April 11. Was recalled briefly on two occasions, from May 5-6 and May 17-19, before being recalled for remainder of season on July 28.
- Made five starts to open his season with NOLA, going 0-2, 4.15 before shifting to the bullpen for next seven appearances. Six of those seven relief outings were multiple innings, including two 3.0-inning outings.
- Returned to rotation on June 20 but bounced between there and 'pen for remainder of time in NOLA, making five starts and three relief outings in final eight appearances.
- Went 2-1, 2.08 (26.0/6) in final five starts for the Baby Cakes.
- Season debut in Miami was a spot-start on May 6 at Mets; took a loss after allowing eight runs (three earned) on five hits, four walks, and a hit batter, with four strikeouts, over 4.2 innings.
- In second stint with Miami, tossed 1.0 relief inning on May 18 at Dodgers (h, 2 r, 2 er, 4 bb).
- Began third stint with Marlins in bullpen and made eight appearances (six scoreless) from July 30-August 23. In that time, posted 2.84 ERA (12.2 ip/4 er), with eight strikeouts to two walks.
- Also during that stretch, picked up first career save on Aug. 13 vs. Colorado.
- Seven of final eight appearances from Aug. 26 through end of season were starts. In those seven starts, went 2-2, 3.86 (39.2/17), allowing three-or-fewer runs six times, and two-or-fewer runs four times.
- Posted season high in innings pitched (7.0) in a loss vs. Washington on Sept. 5, despite allowing just one earned run. Equaled total in season finale, when he picked up a win vs. Atlanta on Sept. 30, allowing just two runs. Also in final start, struck out a season-best six batters.
- In final three starts of season, went 2-0, 3.32 (19.0/7). Earned first win as a Marlin on Sept. 25 at Colorado, the middle game of that stretch.

MAJOR LEAGUE CAREER HIGHLIGHTS

- Split 2016 season between starting rotation (17 starts) and bullpen (37 appearances) with Baltimore, Triple-A Norfolk and Miami, going a combined 1-11 with a 4.40 ERA (118.2 ip/58 er).

CAREER BESTS

INNINGS PITCHED.....	8.0 — 5/31/15 vs. PIT
STRIKEOUTS.....	9 — 8/27/14 vs. MIL
LAST COMPLETE GAME.....	—
LAST SHUTOUT.....	—
LOW-HIT COMPLETE GAME.....	—
SCORELESS IP.....	17.0 — 5/21/15 to 5/31/15
WIN STREAK.....	3 — 9/19/14 to 4/20/15
LOSS STREAK.....	7 — 8/6/15 to 9/19/17

MLB DISABLED LIST HISTORY

2017..... LEFT OBLIQUE STRAIN (MARCH 30-APRIL 11)

- Made first appearance of season with Baltimore on June 15 at Boston, tossing 2.2 scoreless frames.
- Surrendered two runs (one earned) in next appearance, June 19 vs. Toronto, before providing five consecutive scoreless outings (4.2 ip).
- Was designated for assignment on September 5 and claimed off waivers by Miami on Sept. 15.
- Made three appearances out of bullpen with Miami, surrendering three runs in 3.0 innings.
- Spent entire 2015 season with San Diego, establishing career highs in wins (5), appearances (34), starts (18), innings pitched (125.2), and strikeouts (69).
- Opened season as a reliever and worked 4.2 perfect innings in first career relief outing, April 9 vs. San Francisco. Marked longest perfect outing by a reliever in Padres history and longest in Majors since Vin Mazzaro went 5.0 frames for Pittsburgh on June 30, 2013 vs. Milwaukee.
- Compiled a 17.0-inning scoreless streak from May 21-31 over three outings (two starts). Was longest scoreless streak of year by a San Diego pitcher.
- Delivered a career-high 8.0 innings on May 31 vs. Pittsburgh, earning win with one run allowed on seven hits (one home run), and a walk with four strikeouts.
- Signed with Padres as international free agent on May 2, 2014 and pitched at three levels in Padres' system.
- Earned first career Major League win in debut, June 23 at San Francisco, pitching 7.0 scoreless innings with four hits, no walks, and one strikeout. Was seventh pitcher since 1914 to go 7.0-or-more shutout innings without walking a batter in Major League debut. - STATS LLC



- Also became second Cuban-born pitcher to appear in a game for the Padres, joining Eddie Oropesa (16 games in 2004), and was first to make a start.
- With Yasmani Grandal catching in debut, marked first time since June 13, 1969 (RHP Camilo Pascual and C Paul Casanova w/ Washington) a Major League team started an all Cuban-born battery. - *Elias*
- Worked 6.0-or-more innings and allowed one run or fewer in each of first three starts, becoming the 11th Major League starter to do so since 1914 and first to accomplish feat in Padres history.
- Struck out a career-high nine batters on August 27 vs. Milwaukee, tossing 7.0 innings with two runs allowed (one earned) on six hits and a walk. Took a no-decision in 3-2, 10-inning defeat for San Diego.
- Ranked second among National League rookies with a 3.36 ERA and .237 opponent batting average (min. 96.1 ip).
- Took a no-hit bid 7.2 innings on July 20 vs. the Mets before allowing a double to Daniel Murphy, marking longest individual no-hit effort by a Padres pitcher since Chris Young went 7.2 innings on September 7, 2008 at Milwaukee.

MINOR LEAGUE CAREER HIGHLIGHTS

- Began his career in the United States in **2014** at Double-A San Antonio, going 0-0, 1.17 (7.2/1) in two starts before being promoted to Triple-A El Paso on May 26.
- Struck out six batters in each of his starts with San Antonio, holding Corpus Christi to one run across 3.0 innings in his debut and shutting out Northwest Arkansas through 4.2 innings in his second start.
- Went 1-3 with a 7.61 ERA (23.2/20) in five starts for El Paso before San Diego selected his contract on June 23.
- Combined for a 1-3, 6.03 (31.1/21) mark in seven starts with San Antonio and El Paso.

PERSONAL/MISCELLANEOUS

- Odrisamer (oh-DREE-sah-mer) Orue Despaigne (deh-SPAWN-yay)...married to Arlenys...played professionally for Havana Industriales of Cuba's Serie Nacional for eight seasons before signing with San Diego...posted a career 61-43 record and 3.55 ERA (957.1/378) with 684 strikeouts and 390 walks in 213 games.

DESPAIGNE'S PITCHING HISTORY

YEAR	CLUB	W-L	ERA	G	GS	CG	SHO	SV	SVO	IP	H	R	ER	HR	HB	BB	SO	WP	BK
2014	SAN ANTONIO	0-0	1.17	2	2	0	0	0	0	7.2	4	1	1	0	1	5	12	0	0
	EL PASO	1-3	7.61	5	5	0	0	0	0	23.2	36	20	20	3	1	13	29	1	0
	SAN DIEGO	4-7	3.36	16	16	0	0	0	0	96.1	85	44	36	6	5	32	65	0	0
2015	SAN DIEGO	5-9	5.80	34	18	0	0	0	0	125.2	142	82	81	17	9	32	69	7	0
2016	BALTIMORE	0-2	5.60	16	0	0	0	0	2	27.1	32	18	17	3	1	15	17	0	1
	NORFOLK	1-9	3.87	18	17	0	0	0	0	88.1	91	39	38	5	6	27	70	6	1
	MIAMI	0-0	9.00	3	0	0	0	0	0	3.0	4	3	3	0	0	1	0	0	0
2017	JUPITER	0-0	0.00	1	1	0	0	0	0	4.0	0	0	0	0	0	1	7	0	0
	NEW ORLEANS	2-4	3.09	20	10	0	0	2	2	70.0	62	25	24	6	2	24	49	2	0
	MIAMI	2-3	4.01	18	8	0	0	1	1	58.1	57	31	26	3	3	24	31	1	0
	MLB TOTALS	4-16	3.86	46	35	0	0	2	2	193.2	193	85	83	14	10	70	167	9	1
	MLB TOTALS	11-21	4.72	87	42	0	0	1	3	310.2	320	178	163	29	18	104	182	8	1

BATTING HISTORY

YEAR	CLUB	AVG.	G	AB	R	H	2B	3B	HR	RBI	SH	SF	HBP	BB	SO	SB	CS	OBP	SLG	E
2017	MIAMI	.105	18	19	0	2	0	0	0	1	1	0	0	0	5	0	0	.071	.143	0
	MLB TOTALS	.055	68	73	0	4	1	0	0	1	7	0	0	2	26	0	0	.080	.068	3

CAREER TRANSACTIONS

2016: Claimed off waivers by Miami from Baltimore on September 15
 Acquired by Baltimore from San Diego in exchange for RHP
 Jean Cosme on February 4

2014: Signed by San Diego as International free agent on May 2





91 | ISAN DIAZ

INFIELD HT 5'10" WT 185 | BATS LEFT THROWS RIGHT

MLB SERVICE NONE | BIRTHPLACE BAYAMON, PR

BORN MAY 27, 1996 | OPENING DAY AGE 21 | CONTRACT STATUS SIGNED THROUGH 2018

ACQUIRED FROM MILWAUKEE WITH OF LEWIS BRINSON, OF MONTE HARRISON AND RHP JORDAN YAMAMOTO IN EXCHANGE FOR OF CHRISTIAN YELICH ON JANUARY 25, 2018

2017 SUMMARY

- Completed fourth professional season with .222 average (85x383), 20 doubles, 13 home runs and 54 RBI over 110 games at Single-A Carolina in Brewers organization.
- Made 69 starts at second base and 32 starts at shortstop.
- Posted .273 average (24x88) in 23 April contests, marking highest monthly average of season.
- Tied for ninth in Carolina League in first-half home runs (nine), earning Carolina League All-Star honors.
- Recorded season-long 12-game hitting streak from April 21-May 2, batting .388 (19x49) with five doubles, five home runs and 15 RBI. Homered in each of final three games of streak.

MINOR LEAGUE CAREER HIGHLIGHTS

- Hit .264 (134x507) with 34 doubles, five triples, 20 home runs and 75 RBI for Single-A Wisconsin in **2016**.
- Led Midwest League in home runs, extra-base hits (59), and total bases (238); tied for lead in games played (135).
- Garnered MID Midseason and Postseason All-Star honors.
- Named MiID Player of the Week from July 18-24 after recording 11 hits in 22 at-bats (.500) with two doubles, two triples, three home runs and 10 RBI.
- Played for Salt River Rafters in Arizona Fall League following season. Hit .239 (16x67) with six doubles, one home run and five RBI in 17 games.
- Named Pioneer League MVP in **2015** after batting .360 (98x272) with 25 doubles, six triples, 13 home runs and 51 RBI in 68 games with Short Season-A Missoula.
- Led Pioneer League in doubles, slugging percentage (.640), extra-base hits (44), and total bases (174). Ranked second in hits and runs scored (58); and tied for second in home runs.

HONORS AND AWARDS

- 2017 CAROLINA LEAGUE MIDSEASON ALL-STAR
- 2016 MIDWEST LEAGUE MIDSEASON AND POSTSEASON ALL-STAR
BASEBALL AMERICA LOW CLASS-A ALL-STAR
 MIDWEST LEAGUE PLAYER OF THE WEEK (JULY 18-24)
- 2015 PIONEER LEAGUE MVP
 PIONEER LEAGUE MIDSEASON AND POSTSEASON ALL-STAR
BASEBALL AMERICA ROOKIE LEAGUE ALL-STAR
 PIONEER LEAGUE PLAYER OF THE WEEK (JULY 20-27)

- Earned PIO Midseason and Postseason All-Star honors.
- Hit in career-best 16 consecutive games from July 9-26, batting .438 (28x64) with four doubles, four triples, four home runs and 16 RBI.
- Named PIO Player of the Week from July 20-27 after recording 12 hits in 27 at-bats (.444).
- Appeared in 49 games in debut season with Arizona League D-backs in **2014**, batting .187 (34x182) with seven doubles, five triples, three home runs and 21 RBI.

PERSONAL/MISCELLANEOUS

- Isan Xavier Diaz...born in Puerto Rico but moved to Massachusetts when he was four...committed to play college baseball at Vanderbilt University before being drafted and signed by Arizona...posted .492 average with four home runs and 14 RBI as senior at Springfield Central (MA) High school, earning 2014 Western Massachusetts High School Player of the Year...earned 2011-13 All-Western Mass. First Team honors.

DIAZ'S BATTING HISTORY

YEAR	CLUB	AVG.	G	AB	R	H	2B	3B	HR	RBI	SH	SF	HBP	BB	SO	SB	CS	OBP	SLG	E
2014	AZL D-BACKS	.187	49	182	22	34	7	5	3	21	1	2	2	25	56	6	5	.289	.330	16
2015	MISSOULA	.360	68	272	58	98	25	6	13	51	0	2	4	34	65	12	7	.436	.640	17
2016	WISCONSIN	.264	135	507	71	134	34	5	20	75	0	4	4	72	148	11	8	.358	.469	31
2017	CAROLINA	.222	110	383	59	85	20	0	13	54	0	5	5	62	121	9	3	.334	.376	21
	MILB TOTALS	.261	362	1344	210	351	86	16	49	201	1	13	15	193	390	38	23	.357	.458	85

CAREER TRANSACTIONS

2017: Acquired by Miami with OF Lewis Brinson, OF Monte Harrison and RHP Jordan Yamamoto from Milwaukee in exchange for OF Christian Yelich on January 25

2016: Acquired by Milwaukee with RHP Chase Anderson, INF Aaron Hill and cash from Arizona in exchange for INF Jean Segura and RHP Tyler Wagner

2014: Selected by Arizona in second round (Comp B) of First-Year Player Draft; singled by D-backs scout Mike Serbalik





NON-ROSTER INVITE

37 | JUMBO DIAZ

PITCHER HT 6'4" WT 316 | BATS RIGHT THROWS RIGHT

MLB SERVICE 2 YEARS, 129 DAYS | MLB DEBUT JUNE 20, 2014 VS. TOR (W/CIN) | BIRTHPLACE LA ROMANA, DOM
BORN FEBRUARY 27, 1984 | OPENING DAY AGE 34 | CONTRACT STATUS SIGNED THROUGH 2018
ACQUIRED SIGNED AS MINOR LEAGUE FREE AGENT ON JANUARY 11, 2018

2017 SUMMARY

- Opened 15th professional season on Tampa Bay's Opening Day roster, and in 31 appearances with Rays posted 1-4 record and 5.70 ERA (30.0 ip/19 er).
- Recorded at least one strikeout in 22 of 31 appearances with Tampa.
- Tallied three strikeouts and issued no walks during 4.1 scoreless inning streak to open season from April 4-9.
- Placed on 10-day disabled list with right arm fatigue on May 23. Made one rehab appearance with Single-A Charlotte (1.0 ip, 1 h) and was reinstated from DL on June 11.
- Following return from DL, made four scoreless appearances (4.0 ip) before surrendering season-high four runs over 2.0 innings on June 24 vs. Baltimore
- Designated for assignment on July 17 and signed with Houston as Minor League free agent on July 29. Assigned to Triple-A Fresno and went 1-0 with 2.92 ERA (12.1/4) in 12 appearances.
- Converted three straight save opportunities from August 3-26.
- With Fresno, held left-handed hitters to .053 average (1x19).
- Appeared in 14 games with Toros del Este in Dominican Winter League following season. Owned 0-1 record with five saves and 3.27 ERA (11.0/4).
- Prior to season, appeared in two games for Dominican Republic in World Baseball Classic, allowing two runs over 1.2 innings.

MAJOR LEAGUE CAREER HIGHLIGHTS

- Appeared in 45 games with Cincinnati in 2016, posting 1-1 record and 3.14 ERA (43.0/15).
- Made only career plate appearance on August 22 vs. Dodgers, grounding into fielder's choice.
- In 2015, recorded 2-1 record and 4.18 ERA (60.1/28) in 61 appearances with Reds. Established career highs in wins, innings pitched and strikeouts (70).
- Earned first career win on Opening Day vs. Pittsburgh, recording final out of eighth inning.
- Second win came May 14 vs. Cincinnati, entering with one out in eighth frame.
- Tallied career-high five strikeouts while throwing 2.0 hitless innings on Aug. 5 against St. Louis.
- Had career-high 12.1 scoreless inning streak from July 27-Aug. 21.
- Notched two strikeouts in bottom of the 10th to secure first Major League save on September 15 vs San Francisco.
- Appeared in 36 games with Reds in 2014, posting 0-1 record and 3.38 ERA (34.2/13).
- Made Major League debut on June 20 against Toronto, surrendering three runs on three hits (two home runs) over 1.0 inning.

CAREER BESTS

INNINGS PITCHED.....	2.0 (10x) — LAST, 6/24/17 vs. BAL
STRIKEOUTS	5 — 8/5/15 vs. STL
SCORELESS IP	12.1 — 7/27/15 to 8/21/15
WIN STREAK.....	2 — 4/16/15 to 6/5/15
LOSS STREAK.....	3 — 4/12/17 to 6/28/17

MLB DISABLED LIST HISTORY

2017 RIGHT ARM FATIGUE (MAY 13-JUNE 11)

HONORS AND AWARDS

2009..... TEXAS LEAGUE MIDSEASON ALL-STAR
2004..... SOUTH ATLANTIC LEAGUE MIDSEASON ALL-STAR

- Was fifth-oldest rookie to make Major League debut at 30 years, 113 days.
- First career strikeout came against Cubs' Mike Olt on June 24.

MINOR LEAGUE CAREER HIGHLIGHTS

- Had a 35.1 scoreless inning streak for Triple-A Louisville during end of 2015 and beginning of 2016 campaign, longest scoreless streak in franchise history.
- Following 2016 campaign at Triple-A Louisville that saw him go 1-1 with 0.75 ERA (24.0/2) in 22 appearances, made nine appearances with Toros Del Este in Dominican Winter League. Went 1-0 with three saves and 2.35 ERA (7.2/2).
- With Louisville in 2015, made 13 appearances and recorded 1.13 ERA, converting eight of nine save opportunities.
- Appeared in 10 games with Toros del Este following season, going 2-0 with two saves and 2.53 ERA (10.2/3).
- Was leading International League with 18 saves in 19 opportunities prior to promotion to Cincinnati in 2014.
- His 18 saves led Louisville, ranked third among all Reds minor leaguers and was tied for fourth in International League.
- Made eight appearances for Toros del Este, going 1-0 with one save and 2.70 ERA (6.2/2).
- In first season in Reds system, led Louisville in saves while posting a 1.66 ERA (54.1/10) in 44 appearances in 2013.
- ERA was lowest by a Louisville relief pitcher (minimum 50.0 ip) in franchise history.

FRONT OFFICE
FIELD AND CLUBHOUSE STAFF
PLAYERS
2017 IN REVIEW
CLUB HISTORY
POSTSEASON HISTORY
PLAYER DEVELOPMENT
2018 OPPONENTS
GENERAL INFORMATION



- Converted 13 saves in 14 chances in **2013**, while opponents hit just .181. His 13 saves tied J.J. Hoover (2012) and Jordan Smith (2012) for most by a Bats closer since Jon Adkins had 30 in 2008.
- Totalled 23 saves in **2011** between Double-A Bowie and Triple-A Norfolk to finish third-best among Orioles minor leaguers.
- Earned 12 saves for Frederick in **2010**, ranking third in Carolina League.
- Named a Texas League Midseason All-Star in **2009** with Double-A Frisco.

- Was 2-0, 3.94 (29.2/13) with seven saves in first half.
- First in saves among Dodgers' farmhands in **2002** with a combined 20 for Single-A Columbus and Single A-Vero Beach
- Earned South Atlantic League All-Star honors in **2004**.

PERSONAL/MISCELLANEOUS

- Jose Rafael Diaz...nicknamed 'Jumbo' while in Dodgers' system, as he was one of two players named Jose Diaz.

DIAZ'S PITCHING HISTORY

YEAR	CLUB	W-L	ERA	G	GS	CG	SHO	SV	SVO	IP	H	R	ER	HR	HB	BB	SO	WP	BK
2002	GCL DODGERS	3-1	1.95	10	6	0	0	0	0	32.1	19	11	7	0	4	12	26	1	1
	GREAT FALLS	1-1	3.65	3	3	0	0	0	0	12.1	11	6	5	1	1	6	14	0	1
	SOUTH GEORGIA	1-1	3.94	3	3	0	0	0	0	16.0	16	7	7	0	1	10	7	0	0
2003	OGDEN	0-0	3.86	2	0	0	0	0	0	2.1	2	1	1	0	0	1	2	0	0
	SOUTH GEORGIA	0-1	7.04	5	5	0	0	0	0	15.1	21	14	12	1	2	6	8	0	0
2004	COLUMBUS	1-4	2.12	28	0	0	0	14	0	34.0	21	13	8	1	5	12	59	6	0
	VERO BEACH	0-1	1.64	9	0	0	0	6	0	11.0	7	3	2	0	0	5	15	1	1
2005	GCL DODGERS	0-0	4.50	2	1	0	0	0	0	2.0	1	1	1	0	0	0	2	0	0
	VERO BEACH	0-1	0.00	14	0	0	0	0	0	15.2	6	3	0	0	0	12	18	1	0
2006	JACKSONVILLE	0-1	3.46	8	0	0	0	0	0	13.0	13	5	5	0	0	5	4	1	0
	GCL DODGERS	0-0	4.50	1	1	0	0	0	0	2.0	2	1	1	1	0	0	0	0	0
	VERO BEACH	0-1	5.27	9	0	0	0	2	3	13.2	12	9	8	2	0	4	11	0	0
2007	GREAT LAKES	0-0	6.75	2	0	0	0	0	0	1.1	2	1	1	1	0	3	0	1	0
2008										--- INJURED - DID NOT PLAY ---									
2009	FRISCO	3-1	3.63	36	0	0	0	10	12	39.2	30	16	16	2	0	23	37	1	0
2010	FREDERICK	3-0	1.69	26	0	0	0	12	12	26.2	21	5	5	1	0	9	33	1	0
	BOWIE	1-0	2.16	19	0	0	0	4	5	25.0	19	7	6	1	2	11	25	1	0
2011	NORFOLK	0-1	5.68	14	0	0	0	1	2	12.2	21	10	8	1	2	8	10	1	0
	BOWIE	0-2	1.41	34	0	0	0	22	25	32.0	21	9	5	2	1	13	38	3	0
2012	INDIANAPOLIS	1-2	3.60	41	0	0	0	3	5	45.0	43	19	18	3	4	19	37	3	0
2013	LOUISVILLE	3-4	1.66	44	0	0	0	13	14	54.1	35	11	10	5	1	21	60	1	0
2014	LOUISVILLE	2-2	1.35	30	0	0	0	18	19	33.1	25	6	5	1	2	10	31	1	0
	CINCINNATI	0-1	3.38	36	0	0	0	0	1	34.2	29	13	13	3	0	14	37	1	0
2015	LOUISVILLE	0-1	1.13	13	0	0	0	8	9	16.0	11	2	2	0	1	4	12	0	1
	CINCINNATI	2-1	4.18	61	0	0	0	1	5	60.1	58	29	28	9	3	18	70	5	1
2016	LOUISVILLE	1-1	0.75	22	0	0	0	11	12	24.0	16	2	2	0	0	7	28	2	0
	CINCINNATI	1-1	3.14	45	0	0	0	0	1	43.0	36	20	15	8	1	19	37	5	0
2017	CHARLOTTE	0-0	0.00	1	1	0	0	0	0	1.0	1	0	0	0	0	0	0	0	0
	TAMPA BAY	1-4	5.70	31	0	0	0	0	3	30.0	32	20	19	4	0	15	28	4	0
	FRESNO	1-0	2.92	12	0	0	0	3	4	12.1	11	4	4	1	0	5	11	1	0
	MLB TOTALS	21-26	2.54	388	20	0	0	127	122	493.0	387	166	139	25	26	206	488	26	4
	MLB TOTALS	4-7	4.02	173	0	0	0	1	10	168.0	155	82	75	24	4	66	172	15	1

WORLD BASEBALL CLASSIC HISTORY

YEAR	CLUB	W-L	ERA	G	GS	CG	SHO	SV	SVO	IP	H	R	ER	HR	HB	BB	SO	WP	BK
2017	DOMINICAN REP.	0-0	10.80	2	0	0	0	0	0	1.2	1	2	2	0	0	1	2	0	0

CAREER TRANSACTIONS

- 2018:** Signed by Miami as Minor League free agent on January 11
- 2017:** Claimed off waivers by Tampa Bay from Cincinnati on March 10
- 2012:** Signed by Cincinnati as Minor League free agent on November 20
- 2011:** Signed by Pittsburgh as Minor League free agent on November 10

- 2010:** Signed by Baltimore as Minor League free agent on April 5
- 2008:** Signed by Texas as Minor League free agent on October 25
- 2001:** Signed by Los Angeles-NL as non-drafted free agent on May 14; signed by Dodgers' scouts Andres Joseph and Pablo Peguero





32 | DEREK DIETRICH

OUTFIELD HT 6'0" WT 212 | BATS LEFT THROWS RIGHT

**MLB SERVICE 3 YEARS, 151 DAYS | MLB DEBUT MAY 8, 2013 AT SAN DIEGO | BIRTHPLACE CLEVELAND, OH
BORN JULY 18, 1989 | OPENING DAY AGE 28 | CONTRACT STATUS SIGNED THROUGH 2018
ACQUIRED FROM TAMPA BAY IN EXCHANGE FOR INF YUNEL ESCOBAR ON DECEMBER 4, 2012**

2017 SUMMARY

- In second full season at Major League level, set career highs in games played (135), at-bats (406), runs (56), hits (101), doubles (22), home runs (13), RBI (53), and walks (36).
- Ranked fifth in NL and tied for sixth in MLB in hit-by-pitch (18).
- Owned .236 average (78x331) vs. right-handed pitchers, and .307 mark (23x75) vs. left-handed pitchers.
- Appeared at first base (10 games/4 starts), second base (10 G/6 GS), third base (103 G/93 GS), and in left field (5 G/2 GS).
- Among NL third basemen with at least 100 games played, his nine errors were tied for third-fewest behind Anthony Rendon (7) and Justin Turner (8).
- Was 5x14 (.357) with 12 RBI when batting with bases loaded.
- Set new career high with five RBI on July 26 at Texas.
- Had seven-game hitting streak from August 1-8 (.360/9x25); streak was one shy of tying career long done in 2016 (September 11-21).
- Hit third career pinch-hit home run on Sept. 2 vs. Philadelphia; finished campaign with four hits in 17 at-bats (.235) in PH role.
- Hit .281 (16x57) with five home runs and 14 RBI in Sept., marking highest single-month home run total of career. The 14 RBI were tied for second-most in any month (also May 2016), behind 15 in August 2015.
- Posted .278 average (47x169) and .894 on-base plus slugging percentage with 10 doubles, two triples, nine home runs, 31 RBI over final 52 games.

MAJOR LEAGUE CAREER HIGHLIGHTS

- Over career, holds Marlins' club record for HBP with 72. Since 2014, ranks third among active Major Leaguers in HBP (65), behind Anthony Rizzo (85) and Brandon Guyer (74).
- In first full season as Major League level in 2016, was hit by pitch 24 times, marking Marlins' single-season Club record. Ranked second in Majors in HBP, behind Brandon Guyer (31).
- Led Marlins and ranked third among qualifying National Leaguers with .350 (7x20) average as pinch-hitter. Recorded two doubles, triple and two home runs while driving in nine as PH.
- Connected for first career leadoff home run (off Chase Anderson) on first pitch of game on April 30 at Milwaukee. Was first Marlins' player to homer on game's first pitch since Cameron Maybin on August 27, 2010 vs. Atlanta. - *STATS LLC*
- Tied career high with three hits on May 1 at Milwaukee. Equaled mark four more times over remainder of season.
- Hit second career leadoff home run on July 1 at Atlanta (off Julio Teheran).
- Marked first career walk-off hit and RBI with run-scoring triple on July 31 vs. St. Louis. Was fourth triple of year, setting new career high.

CAREER BESTS

HITS	3 (10x) — LAST, 6/8/17 at PIT
RUNS	3 — 5/21/14 vs. PHI
HOME RUNS	2 — 6/20/15 at CIN
RBI	5 — 7/26/17 at TEX
SB	1 (3x) — LAST, 8/7/16 at COL
HITTING STREAK	8 — 9/11/16 to 9/21/16
GRAND SLAMS	—
CAREER PINCH-HIT HR	3 — LAST, 9/2/17 vs. PHI
CAREER GAME-ENDING HR	—

MLB DISABLED LIST HISTORY

2016	RIGHT KNEE CONTUSION (AUGUST 19-SEPTEMBER 2)
2014	STRAINED RIGHT WRIST (JULY 4-AUG. 26)

HONORS AND AWARDS

2012	FLORIDA STATE LEAGUE MIDSEASON ALL-STAR
2011	BOWLING GREEN TEAM MVP MIDWEST LEAGUE MIDSEASON ALL-STAR MIDWEST LEAGUE PLAYER OF THE WEEK (JULY 4-10) MIDWEST LEAGUE PLAYER OF THE WEEK (AUGUST 15-21)
2010	NEW YORK-PENN LEAGUE ALL-STAR

- Hit by pitch for 52nd time in career on August 13 vs. White Sox, breaking tie with Alex Gonzalez for Club record.
- First career pinch-hit home run came September 16 at Philadelphia, a game-tying solo homer off Edubray Ramos.
- Followed with second of PH homer of career on Sept. 21 vs. Washington, a seventh-inning, two run shot off Max Scherzer.
- Hit in eight consecutive games from Sept. 11-21, marking career-long. Hit .588 (10x17) with two doubles, two home runs and seven RBI over streak.
- Opened 2015 at Triple-A New Orleans but was recalled by Miami on June 12, leading Zephyrs in home runs (7) and extra base hits (22) at time of recall.
- Recorded two hits in first inning on June 16 vs. Yankees, becoming first Marlins player with two hits in one inning since August 20, 2012 at Arizona (4th inning; Carlos Lee, Jose Reyes and Donovan Solano).

FRONT OFFICE | FIELD AND CLUBHOUSE STAFF | PLATERS | 2017 IN REVIEW | CLUB HISTORY | POSTSEASON HISTORY | PLAYER DEVELOPMENT | 2018 OPPONENTS | GENERAL INFORMATION



- Connected for two home runs in June 20 game at Cincinnati; fourth inning off Anthony DeSclafani and seventh inning off Manny Parra. Marked first career multi-HR game.
- Marked first career three-hit game on July 8 at Boston. Also had three-hit efforts on August 5 vs. Mets and Aug. 19 at Milwaukee.
- On July 31 vs. San Diego, hit two-out, game-tying home run in ninth inning off Craig Kimbrel, marking second career home run in ninth inning or later.
- Recorded two hits in ninth inning in first game of Aug. 5 doubleheader against Mets, becoming first player in Marlins history with multiple hits in ninth inning.
- Joined Benito Santiago (1993) as only two players with two hits in an inning twice in same season.
- Had 15 RBI in August, setting new career high for any month (previous, 11 in June 2013).
- Began **2014** as Marlins' Opening Day second baseman, batting .314 (11x35) with two doubles, three home runs and nine RBI over first 12 games.
- Scored three times in Marlins 14-5 win over Philadelphia on May 21, marking career high in runs scored.
- Missed more than a month on 15-day disabled list with a strained right wrist (July 4-Aug. 26).
- Ranked 12th among Major League rookies (eighth in NL) in home runs in **2013** with nine.

MINOR LEAGUE CAREER HIGHLIGHTS

- Opened sixth professional season at Triple-A New Orleans in **2015** prior to recall on June 12.
- In May 30 game at Reno, posted five RBI to tie a professional high; also did so on July 20, 2012 vs. Clearwater, May 21, 2012 vs. Brevard County and May 5, 2011 at Lake County.
- Earned **2012** Florida State League Midseason All-Star honors while with Single-A Charlotte.
- Named Single-A Bowling Green's Most Valuable Player and Midwest League Midseason All-Star in **2011**. Led Rays organization with 22 home runs and was fifth with 81 RBI. Ranked by Baseball America as Best Power Hitter in Rays' farm system entering 2012.
- Homered in five consecutive games from Aug. 14-19, batting 10x21 (.476) with eight RBI over stretch.

PERSONAL/MISCELLANEOUS

- Derek Richard Dietrich...drafted by Rays out of Georgia Tech, where he was a semifinalist for 2010 Golden Spikes Award by USA Baseball...is an accomplished juggler...sister, Dawn, is a professional figure skater...grandfather, Steve Demeter, played parts of two seasons with Cleveland and Detroit in 1959-60.

DIETRICH'S BATTING HISTORY

YEAR	CLUB	AVG.	G	AB	R	H	2B	3B	HR	RBI	SH	SF	HBP	BB	SO	SB	CS	OBP	SLG	E
2010	HUDSON VALLEY	.279	45	179	33	50	12	2	3	20	1	1	6	11	42	2	2	.340	.419	7
2011	BOWLING GREEN	.277	127	480	73	133	34	4	22	81	0	5	15	38	128	5	7	.346	.502	25
2012	CHARLOTTE	.282	98	372	49	105	21	9	10	58	3	5	12	25	78	4	2	.343	.468	11
	MONTGOMERY	.271	34	133	22	36	7	1	4	17	1	1	4	7	36	0	1	.324	.429	7
2013	JACKSONVILLE	.271	63	218	35	59	13	3	11	38	0	0	10	29	60	3	0	.381	.509	6
	MIAMI	.214	57	215	32	46	10	2	9	23	0	0	7	11	56	1	0	.275	.405	2
2014	JUPITER	.313	5	16	4	5	1	1	1	2	0	0	1	2	5	0	0	.421	.688	0
	NEW ORLEANS	.317	21	82	15	26	3	0	7	16	0	0	6	4	18	1	0	.391	.610	2
	MIAMI	.228	49	158	31	36	6	2	5	17	2	0	10	13	38	1	0	.326	.386	11
2015	NEW ORLEANS	.260	56	192	25	50	13	2	7	27	0	2	15	15	45	0	2	.357	.458	2
	MIAMI	.256	90	250	38	64	14	3	10	24	0	3	13	23	65	0	2	.346	.456	6
2016	JACKSONVILLE	.167	5	18	2	3	0	0	0	0	0	0	2	2	7	0	0	.318	.167	1
	MIAMI	.279	128	351	39	98	20	5	7	42	0	5	24	32	84	1	0	.374	.425	4
2017	MIAMI	.249	135	406	56	101	22	5	13	53	0	4	18	36	98	0	1	.334	.424	9
	MILB TOTALS	.276	454	1690	258	467	104	22	65	259	5	14	71	133	419	15	14	.352	.479	61
	MLB TOTALS	.250	459	1380	196	345	72	17	44	159	2	12	72	115	341	3	3	.337	.422	32

CAREER TRANSACTIONS

2012: Acquired by Miami from Tampa Bay in exchange for INF Yunel Escobar on December 4

2007: Selected by Houston in third round of First-Year Player Draft; did not sign

2010: Selected by Tampa Bay in second round of First-Year Player Draft; signed by Rays' scout Milt Hill





49 | BRIAN ELLINGTON

PITCHER HT 6'3" WT 219 | BATS RIGHT THROWS RIGHT

MLB SERVICE 1 YEAR, 76 DAYS | MLB DEBUT AUGUST 3, 2015 vs. NYM | BIRTHPLACE GAINESVILLE, FL

BORN AUGUST 4, 1990 | OPENING DAY AGE 27 | CONTRACT STATUS SIGNED THROUGH 2018

ACQUIRED SELECTED IN 16TH ROUND OF 2012 FIRST-YEAR PLAYER DRAFT

2017 SUMMARY

- Split season between Triple-A New Orleans and Miami, combining on a 2-1 record with five saves and a 5.53 ERA (68.1 ip/42 er).
- Opened campaign on seven-day disabled list at NOLA with right back strain. Reinstated from DL on April 16 and shuttled between NOLA and Miami twice before staying with Marlins for good on July 21.
- Prior to first recall on May 7, had no record with two saves (three chances) and 3.38 ERA (8.0/3) in eight games with Baby Cakes.
- Overall with NOLA, went 1-0 with five saves (six chances) and 2.28 ERA (23.2/6) over 20 games. Struck out 36 while walking 11.
- With Miami, set career highs in games (42), innings pitched (44.2), and strikeouts (48). Posted career-best 9.67 SO/9.
- In 19 home appearances, had no record and 1.16 ERA (23.1/3), while in 23 road appearances went 1-1 with 13.92 ERA (21.1/33).
- Over first eight games with Marlins, allowed just three runs (one earned) over 10.1 innings (0.87 ERA). Through final 34 appearances, went 1-1 with 9.17 ERA (34.1/35).
- Tossed career-high 2.1 innings in first appearance with Miami, May 8 vs. St. Louis. Allowed three hits and two unearned runs.
- Also had five 2.0 inning outings: May 31 vs. Philadelphia, August 16 vs. San Francisco, Aug. 31 vs. Philadelphia, September 12 at Philadelphia, and Sept. 23 at Arizona.
- Struck out all three batters faced on May 30 vs. Philadelphia, marking first time in career striking out side.
- Tied career high with four strikeouts on May 31 vs. Phillies. Equaled high on August 16 vs. San Francisco and Aug. 31 vs. Phillies.
- From Aug. 26-Sept. 9, tossed a career-best 9.0 consecutive scoreless innings spanning eight games. Allowed just six hits and four walks while striking out 13.
- Earned first win of season and seventh of career on Sept. 23 at Arizona, allowing one run over 2.0 innings.

MAJOR LEAGUE CAREER HIGHLIGHTS

- Shuttled between Triple-A New Orleans and Miami in **2016**, combining to post a 5-2 record with two saves and 2.79 ERA (67.2 ip/21 er) in 64 outings.
- In first 22 appearances with Marlins, was 2-1 with 0.79 ERA (22.2/2) and 19 scoreless outings. In final 10 outings, was also 2-1 but with a 6.10 ERA (10.1/7).
- On June 24 vs. Cubs, tossed 2.0 innings, while establishing a career best with four strikeouts. Equaled strikeout total in 2.0 inning outing on Sept. 17 at Philadelphia.
- With Miami, limited opposing right-handed hitters to a .174 average (12x69).
- Made it to Majors in just fourth professional season after having contract selected by Miami on August 3, **2015**.

CAREER BESTS

INNINGS PITCHED.....	2.1 — 5/8/17 vs. STL
STRIKEOUTS.....	4 (5x) — LAST, 8/31/17 vs. PHI
SCORELESS IP.....	9.0 — 8/26/17 to 9/9/17
WIN STREAK.....	2 — 9/19/16 to 9/12/17
LOSS STREAK.....	—

MLB DISABLED LIST HISTORY

NONE

HONORS AND AWARDS

2014..... ARIZONA FALL LEAGUE RISING STAR

- Made Major League debut that day against Mets, tossing 1.0 scoreless inning, allowing one hit and one walk while striking out two.
- Earned first MLB win on September 4 vs. Mets, tossing scoreless 11th inning. Earned second win on Sept. 23 against Philadelphia with scoreless 11th.

MINOR LEAGUE CAREER HIGHLIGHTS

- Combined to go 6-2 with 2.60 ERA (69.1 ip/20 er) in 49 games between Double-A Jacksonville, Triple-A New Orleans and Miami in **2015**.
- Missed most of July following stint with silver medal-winning Team USA at Pan-Am Games in Toronto. Appeared in four games with Team USA, allowing one run on three hits and three walks while striking out six over 4.2 innings.
- Spent entirety of **2014** at Single-A Jupiter, compiling a 2-2 record and 4.75 ERA (47.1/25) in 35 appearances.
- Following season, appeared with Salt River Rafters in Arizona Fall League. Made 10 appearances with 2.77 ERA (13.0/4), earning appearance in AFL Fall Stars Game.
- Missed nearly two months of **2013** campaign with a fractured left tibia. Made 16 appearances with Single-A Greensboro prior to landing on seven-day disabled list on June 17.
- Made six rehab appearances between GCL Marlins and Batavia before finishing season on DL with a strained right hamstring.
- In **2012**, made professional debut with Single-A Jamestown, going 2-0 with 2.40 ERA (30.0/8).

FRONT OFFICE

FIELD AND CLUBHOUSE STAFF

PLAYERS

2017 IN REVIEW

CLUB HISTORY

POSTSEASON HISTORY

PLAYER DEVELOPMENT

2018 OPPONENTS

GENERAL INFORMATION



PERSONAL/MISCELLANEOUS

- Brian Michael Ellington...graduated from Oak Hall (FL) High School in 2008...missed senior season after undergoing Tommy John surgery by Dr. James Andrews in summer of 2007...in junior year, tossed three no-hitters and was named first team All-State and North Central Florida Baseball MVP...played one season at Florida State College in Jacksonville before transferring to Division II University of West Florida in Pensacola.

ELLINGTON'S PITCHING HISTORY

YEAR	CLUB	W-L	ERA	G	GS	CG	SHO	SV	SVO	IP	H	R	ER	HR	HB	BB	SO	WP	BK
2012	JAMESTOWN	2-0	2.40	18	0	0	0	0	1	30.0	20	11	8	2	2	25	33	3	0
2013	GREENSBORO	3-2	4.64	16	2	0	0	0	0	42.2	40	26	22	3	9	23	27	1	0
	GCL MARLINS	0-0	0.00	2	0	0	0	0	0	3.0	0	0	0	0	0	3	4	0	0
	BATAVIA	1-2	3.72	6	1	0	0	0	0	19.1	16	14	8	0	3	9	21	0	0
2014	JUPITER	2-2	4.75	35	0	0	0	0	1	47.1	51	28	25	2	3	24	56	2	1
2015	JACKSONVILLE	4-1	2.51	25	0	0	0	0	3	43.0	28	13	12	0	1	13	47	2	0
	NEW ORLEANS	0-0	0.00	1	0	0	0	0	0	1.1	0	0	0	0	0	0	1	0	0
	MIAMI	2-1	2.88	23	0	0	0	0	0	25.0	17	10	8	1	2	13	18	1	0
2016	NEW ORLEANS	1-0	3.12	32	0	0	0	2	3	34.2	17	12	12	2	2	26	54	4	0
	MIAMI	4-2	2.45	32	0	0	0	0	0	33.0	27	10	9	2	2	16	32	3	1
2017	NEW ORLEANS	1-0	2.28	20	0	0	0	5	6	23.2	11	7	6	3	1	11	36	2	0
	MIAMI	1-1	7.25	42	0	0	0	0	1	44.2	48	39	36	7	6	35	48	4	0
	MILB TOTALS	14-7	3.42	155	3	0	0	7	14	245.0	183	111	93	12	21	134	279	14	1
	MLB TOTALS	7-4	4.65	97	0	0	0	0	1	102.2	92	59	53	10	10	64	98	8	1

BATTING HISTORY

YEAR	CLUB	AVG.	G	AB	R	H	2B	3B	HR	RBI	SH	SF	HBP	BB	SO	SB	CS	OBP	SLG	E
2017	MIAMI	.000	40	1	0	0	0	0	0	0	0	0	0	0	0	0	0	.000	.000	0
	MLB TOTALS	.000	90	2	0	0	0	0	0	0	0	0	0	0	1	0	0	.000	.000	0

CAREER TRANSACTIONS

- 2012:** Selected by Miami in 16th round of First-Year Player Draft; signed by Marlins' scout Brian Kraft

MARLINS NOTES

MARLINS SINGLE-SEASON RELIEF PITCHER ROOKIE LEADERS

ERA	GAMES	STRIKEOUTS	AVERAGE AGAINST				
STEVE CISHEK ('11)	2.63	KYLE BARRACLOUGH ('16)	75	KYLE BARRACLOUGH ('16)	113	KYLE BARRACLOUGH ('16)	.176
KYLE BARRACLOUGH ('16)	2.85	MIKE DUNN ('11)	72	AJ RAMOS ('13)	86	TREVOR HOFFMAN ('93)	.185
MATT TURNER ('93)	2.91	BRADEN LOOPER ('99)	72	VIC DARENSBOURG ('98)	74	AJ RAMOS ('13)	.201
DAN MEYER ('09)	3.09	MATT LINDSTROM ('07)	71	MIKE DUNN ('11)	68	VIC DARENSBOURG ('98)	.207
MATT LINDSTROM ('07)	3.09	DAN MEYER ('09)	71	RICHIE LEWIS ('93)	65	DAN MEYER ('09)	.219
NICK WITTGREN ('16)	3.14	JARLIN GARCÍA ('17)	68	MATT LINDSTROM ('07)	62	YORKIS PÉREZ ('94)	.220
AJ RAMOS ('13)	3.15	AJ RAMOS ('13)	68	MATT TURNER ('93)	59		





84 | ZAC GALLEN

PITCHER HT 6'2" WT 191 | BATS RIGHT THROWS RIGHT

MLB SERVICE NONE | BIRTHPLACE GIBBSBORO, NJ

BORN AUGUST 3, 1995 | OPENING DAY AGE 22 | CONTRACT STATUS SIGNED THROUGH 2018

ACQUIRED FROM ST. LOUIS WITH OF MAGNEURIS SIERRA, RHP SANDY ALCANTARA AND LHP DANIEL CASTANO IN EXCHANGE FOR OF MARCELL OZUNA ON DECEMBER 14, 2017

2017 SUMMARY

- Combined for a 10-8 record with a 2.93 ERA (147.2 ip/48 er) over 26 starts between Single-A Palm Beach, Double-A Springfield and Triple-A Memphis.
- Totalled 121 strikeouts and 35 walks in 147.2 innings, finishing with 3.5 strikeout/walk ratio.
- Ranked sixth among qualifying St. Louis farmhands in ERA.
- In nine total starts for Single-A Palm Beach, posted 5-2 record with 1.62 ERA (55.2/10) and 56 strikeouts.
- Finished second in Palm Beach staff in wins, while ranking seventh in strikeouts. Held opponents to a .215 average against.
- Recorded career-high nine strikeouts over 5.1 innings in season debut, April 7 at St. Lucie. Equaled total on May 10 at Ft. Myers.
- Tossed first professional complete game in second start, an April 13 loss at Clearwater. Allowed just one run and seven hits without walking a batter over 6.0 innings.
- Pitched a career-high 8.2 innings on May 30th against Lakeland. Also went 8.0 innings in May 17 win over Jupiter.
- Named Florida State League Midseason All-Star prior to promotion to Double-A Springfield on June 3. At time of promotion, ranked second in FSL in ERA and WHIP (0.97), tied for third in wins, fourth in average against and ninth in strikeouts.
- Made first career Double-A start in June 6 win at NW Arkansas. Allowed one run on four hits with three walks and four strikeouts.
- Promoted to Triple-A Memphis on June 26 and made three starts with Redbirds before being sent back to Springfield on July 10.

HONORS AND AWARDS

2017 FLORIDA STATE LEAGUE MIDSEASON ALL-STAR
TEXAS LEAGUE PLAYER OF THE WEEK (JULY 10-16)

- In first start with Memphis, took loss after surrendering three runs and six hits while walking none and striking out eight over 5.0 innings on June 26 vs. Oklahoma City.
- Named Texas League Pitcher of the Week (July 10-16) after recording six strikeouts over 7.0 shutout innings on July 16 vs. NW Arkansas.
- Won three straight starts from July 16-26, allowing five earned runs over 19.0 innings.
- Combined for 4-1 record with 24 strikeouts in six July starts between Springfield and Memphis.
- Recorded at-least one strikeout in all 26 starts.
- Went 6.0 innings or more in 14 of 26 starts across all levels.

MINOR LEAGUE CAREER HIGHLIGHTS

- Made professional debut in 2016 with GCL Cardinals, owning no record and 1.86 ERA (9.2/2) in six games (three starts).
- Earned first career save on July 27 against GCL Nationals.

PERSONAL/MISCELLANEOUS

- Zachary Peter Gallen (gal-lenn)...a two time all-ACC performer during his three seasons at the University of North Carolina... graduated from Bishop Eustace Prep in New Jersey in 2013.

PITCHING HISTORY

YEAR	CLUB	W-L	ERA	G	GS	CG	SHO	SV	SVO	IP	H	R	ER	HR	HB	BB	SO	WP	BK
2016	GCL CARDINALS	0-0	1.86	6	3	0	0	1	1	9.2	7	2	2	0	0	0	15	0	0
2017	PALM BEACH	5-2	1.62	9	9	1	0	0	0	55.2	44	14	10	1	0	10	56	0	2
	SPRINGFIELD	4-5	3.79	13	13	0	0	0	0	71.1	76	33	30	8	2	19	42	2	2
	MEMPHIS	1-1	3.48	4	4	0	0	0	0	20.2	18	9	8	2	3	6	23	1	1
	MLB TOTALS	10-8	2.86	32	29	1	0	1	1	157.1	145	58	50	11	5	35	136	3	5

CAREER TRANSACTIONS

2017: Acquired by Miami from St. Louis with OF Magneuris Sierra, RHP Sandy Alcantara and LHP Daniel Castano in exchange for OF Marcell Ozuna on December 14

2016: Selected by St. Louis in third round of First-Year Player Draft; signed by Cardinals' scout Charles Peterson





79 | ISAAC GALLOWAY

OUTFIELD HT 6'1" WT 202 | BATS RIGHT THROWS RIGHT

MLB SERVICE **NONE** | BIRTHPLACE **POMONA, CA**

BORN **OCTOBER 10, 1989** | OPENING DAY AGE **28** | CONTRACT STATUS **SIGNED THROUGH 2018**

ACQUIRED **SELECTED IN EIGHTH ROUND OF 2008 FIRST-YEAR PLAYER DRAFT**

2017 SUMMARY

- Missed most of season due to sprained MCL in left knee, appearing in just 49 games at four different levels.
- Began campaign at Triple-A New Orleans and hit .172 (5x29) with two home runs and six RBI over 13 games before being transferred to Double-A Jacksonville on April 21.
- In 10 games following transfer, posted .405 average (17x42) with five doubles and three RBI with Jumbo Shrimp. Recorded at least one hit in first nine games, including a season-high four-hit effort on April 27 vs. Mobile.
- Promoted back to NOLA on May 2 and in next 13 games hit .348 (16x46) with five home runs 10 RBI.
- Drove in season-high four runs on May 13 at Reno.
- Left May 17 game against Salt Lake Bees after injuring left knee on play at plate in first inning.
- Placed on seven-day disabled list on May 18 with left knee sprain and aggravated injury on rehab assignment with GCL Marlins. Began second rehab assignment on August 30 with GCL Marlins and was reinstated from DL on Sept. 2.

MINOR LEAGUE CAREER HIGHLIGHTS

- In first full season at Triple-A level in **2016**, hit .254 (112x441) with 19 doubles, two triples, 10 home runs and 38 RBI in 129 games.
- Led team in games played and stolen bases (31) and was tied for second in runs scored (61) and hits.
- Ranked fourth among all Marlins' Minor Leaguers in stolen bases and fourth in Pacific Coast League.
- Tied career high with season-long 10-game hitting streak from July 26-August 5, batting .438 (14x32) with four doubles, one home run and five RBI. Also had nine-game hitting streak from June 25-July 7.
- Made career-high 131 appearances between Double-A Jacksonville and Triple-A New Orleans in **2015**.
- Led Zephyrs with seven triples, ranked second in games played (123), at-bats (441) and hits (110), and ranked third in runs scored (45), home runs (7) and RBI (42).

HONORS AND AWARDS

2017 **PACIFIC COAST LEAGUE PLAYER OF THE WEEK**
(MAY 8-14)

2013 **FLORIDA STATE LEAGUE MIDSEASON ALL-STAR**

- From August 16-29, **2014**, tied a career-best by hitting safely in 10 consecutive games.
- Split **2013** between Single-A Jupiter and Double-A Jacksonville, batting .243 (118x486) with 29 doubles, five triples, seven home runs and 54 RBI. Earned Florida State League Midseason All-Star honors after finishing first half with .295 (74x251) average with 20 doubles, four triples, four home runs and 30 RBI.
- Established career highs in hits, doubles and stolen bases (31), while tying career high with 54 RBI.
- Recorded career-long 10-game hitting streak to open season (April 4-14), batting .372 (16x43).
- Appeared in just 39 games with Jupiter in **2012**, missing most of season with a broken elbow.
- In **2011**, established career highs with 56 runs, 16 home runs and 54 RBI over 110 games while with Single-A Greensboro.
- Missed time in **2010** after suffering lacerated kidney in outfield collision.

PERSONAL/MISCELLANEOUS

- Isaac Galloway...both father, Isaac Galloway III (Phillies), and grandfather, Isaac Galloway II (Orioles), played professional baseball...signed letter of intent to play baseball at San Diego State following graduation from Los Osos (CA) High School in Rancho Cucamonga.



GALLOWAY'S BATTING HISTORY

YEAR	CLUB	AVG.	G	AB	R	H	2B	3B	HR	RBI	SH	SF	HBP	BB	SO	SB	CS	OBP	SLG	E
2008	GCL MARLINS	.286	48	199	29	57	13	5	1	23	3	3	2	4	33	4	2	.303	.417	3
2009	GREENSBORO	.268	83	340	44	91	24	3	3	30	1	4	2	12	89	15	9	.293	.382	5
2010	JUPITER	.200	30	100	9	20	3	3	0	6	0	0	3	5	21	4	3	.259	.290	2
2011	GREENSBORO	.241	110	431	56	104	26	1	16	54	4	2	3	14	119	17	9	.269	.418	1
2012	JUPITER	.223	39	139	15	31	7	0	2	13	1	1	1	3	48	2	0	.243	.317	1
2013	JUPITER	.271	89	347	39	94	24	4	5	40	5	5	3	12	73	26	11	.297	.406	5
	JACKSONVILLE	.173	37	139	10	24	5	1	2	14	3	0	0	7	48	5	3	.212	.266	0
2014	JACKSONVILLE	.217	110	314	38	68	11	6	4	39	3	4	2	15	109	8	2	.254	.328	2
2015	JACKSONVILLE	.185	8	27	2	5	1	1	0	0	1	0	0	0	6	1	0	.185	.296	0
	NEW ORLEANS	.249	123	441	45	110	13	7	7	42	6	4	1	18	105	14	9	.278	.358	6
2016	NEW ORLEANS	.254	129	441	61	112	19	2	10	38	5	2	5	33	112	31	10	.312	.374	2
2017	JACKSONVILLE	.405	10	42	4	17	5	0	0	3	0	0	1	6	8	5	2	.490	.524	0
	NEW ORLEANS	.280	26	75	12	21	0	0	7	16	0	0	1	7	21	5	0	.349	.560	0
	GCL MARLINS	.333	11	33	5	11	1	0	3	10	0	1	1	3	7	3	0	.395	.636	2
	JUPITER	.333	2	9	1	3	0	0	0	0	0	0	0	0	1	1	0	.333	.333	0
	MILB TOTALS	.250	855	3077	370	768	152	33	60	328	32	26	25	139	800	141	60	.285	.379	29

CAREER TRANSACTIONS

2008: Selected by Florida in eighth round of First-Year Player Draft; signed by Marlins' scout Robby Corsaro



- Photo Credit: Gabe Demps 2017

FRONT OFFICE
FIELD AND
CLUBHOUSE STAFF
PLAYERS
2017 IN REVIEW
CLUB HISTORY
POSTSEASON HISTORY
PLAYER DEVELOPMENT
2018 OPPONENTS
GENERAL INFORMATION





66 | JARLIN GARCÍA

PITCHER HT **6'3"** WT **217** | BATS **LEFT** THROWS **LEFT**

MLB SERVICE **1 YEAR, 4 DAYS** | MLB DEBUT **APRIL 14, 2017 VS. NYM** | BIRTHPLACE **SANTO DOMINGO, DR**
BORN **JANUARY 18, 1993** | OPENING DAY AGE **25** | CONTRACT STATUS **SIGNED THROUGH 2018**
ACQUIRED **SIGNED AS INTERNATIONAL FREE AGENT ON AUGUST 13, 2010**

2017 SUMMARY

- In first Major League season, led Marlins' bullpen with 68 appearances while posting a 1-2 record and 4.73 ERA (53.1/28). His 68 appearances were tied with Brian Duensing, Mike Dunn, Cory Gearrin, Hunter Strickland, and José Ramírez for 18th in NL.
- Stranded 34 of 42 inherited runners, marking the seventh-best inherited runner scored percentage (19.0) in the NL. Among rookies, ranked second in the NL and third in Majors, behind Danny Barnes (13.5) and Oliver Drake (16.1).
- Limited opponents to .235 (47x200) average against, sixth among NL rookie relievers and 12th among MLB relievers.
- Started season at Double-A Jacksonville, appearing in three games before being recalled on April 14. Tossed 4.0 scoreless frames with Jumbo Shrimp.
- Made MLB debut on April 14 vs. Mets, tossing scoreless sixth inning. Walked one and struck out one (Rene Rivera).
- Allowed one run over first 10 appearances (9.0 IP), and through an 18-game stretch from May 23-June 29, allowed one earned run over 12.0 innings. Over final 34 games, however, owned 6.33 ERA (27.0/19).
- Surrendered first two home runs on May 20 at Dodgers. Gave up just four home runs over remaining 53 games.
- Tossed career-high 1.2 innings on July 26 at Texas. Equaled high on August 26 vs. San Diego and Aug. 29 at Washington.
- Placed on 10-day disabled list on Aug. 15 (retro to Aug. 12) with left biceps strain. Reinstated on Aug. 22.
- Earned first MLB win on Aug. 24 at Philadelphia, becoming 19th Marlins pitcher on season to earn a win.

MINOR LEAGUE CAREER HIGHLIGHTS

- Made just 17 appearances (12 starts) in **2016** after missing significant time with a left triceps strain.
- Began season at Double-A Jacksonville and went 1-3 with a 4.54 ERA (39.2 ip/20 er) in nine starts prior to going on seven-day disabled list on May 29.
- In next start, April 13 at Pensacola, held Blue Wahoos scoreless on just one hit and two walks over 5.2 innings. Struck out season-high six in outing.
- Made three rehab starts with GCL Marlins, allowing one hit over 4.0 scoreless innings.
- Upon reinstatement from DL, transferred to Single-A Jupiter. Finished season in Hammerheads bullpen, pitching to 1.29 ERA (7.0/1) in five appearances.
- Following season, pitched for Mesa Solar Sox in Arizona Fall League. Went 0-1 with 4.97 ERA (12.2/7) in nine appearances.
- Made 10 appearances for Toros del Este in Dominican Winter League, allowing just one run in 8.0 innings.

CAREER BESTS

INNINGS PITCHED.....	1.2 (3x) — LAST, 8/29/17 at WSH
STRIKEOUTS.....	3 — 9/15/17 at MIL
SCORELESS IP.....	8.0 — 6/10/17 to 6/29/17
WIN STREAK.....	—
LOSS STREAK.....	2 — 5/10/17 to 8/23/17

MLB DISABLED LIST HISTORY

2015.....	LEFT BICEPS STRAIN (AUGUST 12-21)
-----------	-----------------------------------

HONORS AND AWARDS

2015.....	FLORIDA STATE LEAGUE MIDSEASON ALL-STAR
-----------	---

- Went 4-8 with a 3.57 ERA (133.2 ip/53 er) in 25 combined starts between Single-A Jupiter (18 starts) and Double-A Jacksonville in **2015**.
- Seven-game winning streak over eight starts from May 22-July 1 highlighted a **2014** campaign in which he went 10-5 with a 4.38 ERA.
- Set career high with nine strikeouts on May 22 at Rome.
- Did not debut in **2013** until June 19 at Auburn, allowing four runs in 2.0 innings.
- Had a 4.03 ERA through first 12 starts; lowered to 3.10 over final five starts of season, when he went 1-2, 1.44 (25.0/4) and had four scoreless outings.
- Appeared in 12 games for GCL Marlins in **2012**, his first season stateside, going 1-2, 4.01 (24.2/11) in eight relief appearances and 0-1, 2.93 (15.1/5) in four starts.
- Made pro debut with Dominican Summer League Marlins in **2011**, going 2-0 with one save and a 1.59 ERA (17.0/3) in six relief outings, and 3-5, 4.11 (35.0/16) in eight starts.

PERSONAL/MISCELLANEOUS

- Jarlin Emmanuel García.



GARCÍA'S PITCHING HISTORY

YEAR	CLUB	W-L	ERA	G	GS	CG	SHO	SV	SVO	IP	H	R	ER	HR	HB	BB	SO	WP	BK
2011	DSL MARLINS	5-5	3.29	14	8	0	0	1	2	52.0	47	22	19	3	3	12	46	9	1
2012	GCL MARLINS	1-3	3.60	12	4	0	0	0	2	40.0	38	32	16	2	6	14	32	2	0
2013	BATAVIA	2-3	3.10	15	15	0	0	0	0	69.2	58	31	24	7	2	18	74	4	2
2014	GREENSBORO	10-5	4.38	25	25	0	0	0	0	133.2	152	78	65	13	5	21	111	8	0
2015	JUPITER	3-5	3.06	18	18	1	1	0	0	97.0	96	40	33	4	2	23	69	4	1
	JACKSONVILLE	1-3	4.91	7	7	0	0	0	0	36.2	38	24	20	4	0	17	35	2	0
2016	JACKSONVILLE	1-3	4.54	9	9	0	0	0	0	39.2	38	22	20	4	2	11	27	2	0
	GCL MARLINS	0-0	0.00	3	3	0	0	0	0	4.0	1	0	0	0	0	0	6	0	0
	JUPITER	0-0	1.29	5	0	0	0	0	0	7.0	4	1	1	1	0	1	5	1	0
2017	JACKSONVILLE	0-0	0.00	3	0	0	0	0	0	4.0	3	0	0	0	0	3	2	0	0
	MIAMI	1-2	4.73	68	0	0	0	0	1	53.1	47	29	28	6	4	17	42	5	0
	MLB TOTALS	23-27	3.68	111	89	1	1	1	4	483.2	475	250	198	38	20	120	407	32	4

CAREER TRANSACTIONS

2010: Signed as an international free agent on August 13; signed by Marlins' scouts Albert Gonzalez and Sandy Nin



- Photo Credit: Peter Rentschler 2017





NON-ROSTER INVITE

12 | JOHNNY GIAVOTELLA

INFIELD HT 5'8" WT 185 | BATS RIGHT THROWS RIGHT

MLB SERVICE 3 YEARS, 60 DAYS | MLB DEBUT AUGUST 5, 2011 VS. DET (W/KC) | BIRTHPLACE METAIRIE, LA
BORN JULY 10, 1987 | OPENING DAY AGE 30 | CONTRACT STATUS SIGNED THROUGH 2018
ACQUIRED SIGNED AS MINOR LEAGUE FREE AGENT ON NOVEMBER 28, 2017

2017 SUMMARY

- Spent majority of season with Triple-A Norfolk, batting .306 (102x333) with 43 runs scored, 22 doubles, four triples, five home runs and 45 RBI. Also appeared in seven games with Baltimore, recording one hit in 10 at-bats.
- Began season with at-least one hit in 11 of first 12 games, including two three-hit affairs, batting .327 (16x49) with six doubles, one triple and six RBI.
- Hit in season-long 14-straight games from May 26-June 8, batting .424 (25x59) with 12 runs scored, three doubles, three home runs and 10 RBI.
- Also had 11-game streak from June 19-29, batting .350 (14x40) with three doubles, one triple, one home run and eight RBI.
- Drove in four runs to mark season-best on May 17 vs. Gwinnett.
- Recorded season high with four hits on June 6 at Gwinnett.
- Had contract selected by Baltimore on July 6 and appeared in seven games before being designated for assignment on Aug. 1.
- Season was cut short due to hip injury sustained in early Aug.

MAJOR LEAGUE CAREER HIGHLIGHTS

- Spent majority of season with Angels in 2016, posting .260 average (90x346) with career-high six home runs over 99 games.
- Recorded career-high four hits on June 13 vs. Minnesota, going 4x4 with a double, home run and one RBI.
- In first season with Angels in 2015, set career bests in nearly every offensive category. Hit .275 (123x453) with 51 runs, 25 doubles, five triples, four home runs and 49 RBI.
- Drove in career-high four runs on April 21 vs. Oakland, finishing 2x3 with three runs scored, two hits and one home run.
- Missed 31 games from August 24 (retro to Aug. 21)-September 25 with personal medical condition.
- Appeared in just 12 games over three different stints with Kansas City in 2014, batting .216 (8x37) with one double, one home run and five RBI.
- Following season, appeared in 16 games with Tiburones de La Guaira in Venezuelan Winter League. Hit .178 (8x45) with two doubles and two RBI.
- Saw action in 14 games over two stints with Royals in 2013.
- In 2012, hit .238 (43x181) with one home run and 15 RBI over 53 games with KC.
- Made Major League debut with Royals in 2011, batting .247 (44x178) with nine doubles, four triples, two home runs and 21 RBI in 46 games.
- Had contract selected by Kansas City on Aug. 5 and made debut that night vs. Detroit, starting at second base. Recorded first MLB hit off Rick Porcello with fifth inning double to right field.

CAREER BESTS

HITS	4 — 6/13/16 vs. MIN
RUNS	3 (4x) — LAST, 7/26/16 at KC
HOME RUNS	1 (14x) — LAST, 6/20/16 at HOU
RBI	4 — 4/21/15 vs. OAK
SB	2 (2x) — LAST, 9/9/12 at CWS
HITTING STREAK	12 — 5/12/16 to 5/23/16
GRAND SLAMS	—
CAREER PINCH-HIT HR	—
CAREER GAME-ENDING HR	—

MLB DISABLED LIST HISTORY

2015	PERSONAL MEDICAL CONDITION (AUGUST 21-SEPTEMBER 25)
------------	--

HONORS AND AWARDS

2017	INTERNATIONAL LEAGUE MIDSEASON ALL-STAR
2011	OMAHA PLAYER OF THE YEAR PACIFIC COAST LEAGUE MIDSEASON AND POSTSEASON ALL-STAR TOPPS TRIPLE-A ALL-STAR
2011	TEXAS LEAGUE MIDSEASON AND POSTSEASON ALL-STAR

- Connected for first MLB home run two days later, going 2x4 with a double and home run on Aug. 7 vs. Tigers. Homered off Max Scherzer with two outs in fifth inning.
- Following season, had arthroscopic surgery to repair labral tear in right hip.

MINOR LEAGUE CAREER HIGHLIGHTS

- In 2012, posted .323 average, including a professional-high 10 home runs, over 89 games with Triple-A Omaha.
- Hit .338 (153x453) over 110 games with Omaha in 2011, establishing professional highs in average and RBI (72).
- Named Omaha's Player of the Year, while garnering Pacific Coast League Midseason and Postseason All-Star honors.
- In 2010 with NW Arkansas, led Texas League in hits (162) and runs scored (92), while tying for first in games played (134). Also rank second in at-bats (522), average (.322) and doubles (35); third in total bases (240); fifth in on-base percentage (.395); sixth in walks (61); seventh in OPS (.855); and eighth in RBI (65).



- Earned Texas League Midseason and Postseason All-Star honors.
- Following season, played with Surprise in Arizona Fall League. Hit .328 (21x64) with 10 doubles, two home runs and 13 RBI in 16 games.
- Tied for Carolina League lead in games played (133) in **2009**. Ranked second in runs scored (84) and third in triples (8).
- Appeared in 68 games with Single-A Burlington in **2008**, his first professional season.

PERSONAL/MISCELLANEOUS

- Johnny Arthur Giavotella, Jr. (gia-voh-TELL-uh)...graduated from Jesuit (LA) High School in 2005...member of Louisiana 5A Baseball State Championship team...played linebacker on his high school team...attended University of New Orleans (LA)...hit .354 with 12 home runs, 56 RBI and 19 stolen bases as a junior... named Most Outstanding Player of 2007 Sun Belt Conference Tournament as UNO won title...following 2007 campaign, named by *Baseball America* as top sophomore second baseman in country...family owns and operates Gio's Pizza and Spaghetti in Metairie, LA, which opened in 1984.

GIAVOTELLA'S BATTING HISTORY

YEAR	CLUB	AVG.	G	AB	R	H	2B	3B	HR	RBI	SH	SF	HBP	BB	SO	SB	CS	OBP	SLG	E
2008	BURLINGTON	.299	68	278	50	83	18	2	4	26	3	3	1	25	34	10	7	.355	.421	13
2009	WILMINGTON	.258	133	476	84	123	24	8	6	52	11	4	4	66	54	26	9	.351	.380	21
2010	NW ARKANSAS	.322	134	522	92	168	35	5	9	65	7	3	4	61	67	13	7	.395	.460	13
2011	OMAHA	.338	110	453	67	153	34	2	9	72	3	5	2	40	57	9	5	.390	.481	11
	KANSAS CITY	.247	46	178	20	44	9	4	2	21	0	2	1	6	32	5	2	.273	.376	5
2012	OMAHA	.323	89	362	67	117	20	2	10	71	0	4	6	46	40	7	1	.404	.472	8
	KANSAS CITY	.238	53	181	21	43	7	1	1	15	0	0	0	8	35	3	0	.270	.304	6
2013	OMAHA	.286	100	370	48	106	24	0	7	46	0	5	0	51	59	8	4	.369	.408	11
	KANSAS CITY	.220	14	41	4	9	3	0	0	4	0	0	2	5	4	0	0	.333	.293	0
2014	OMAHA	.308	114	441	66	136	33	2	7	61	0	4	1	47	36	20	4	.373	.440	14
	KANSAS CITY	.216	12	37	8	8	1	0	1	5	0	1	2	1	5	0	1	.268	.324	1
2015	ANGELS	.272	129	453	51	123	25	5	4	49	9	6	2	32	59	2	1	.318	.375	12
2016	ANGELS	.260	99	346	44	90	20	1	6	31	4	3	1	13	39	4	3	.287	.376	5
	SALT LAKE	.296	7	27	2	8	3	0	0	1	0	0	0	3	3	1	0	.367	.407	1
2017	NORFOLK	.306	83	333	43	102	22	4	5	45	1	8	3	34	41	4	3	.368	.441	3
	BALTIMORE	.100	7	10	0	1	0	0	0	0	0	0	0	0	4	1	0	.100	.100	0
	MILB TOTALS	.305	838	3262	519	996	213	25	57	439	25	36	21	373	391	98	40	.376	.438	95
	MLB TOTALS	.255	360	1246	148	318	65	11	14	125	13	12	8	65	178	15	7	.294	.359	29

CAREER TRANSACTIONS

- 2017:** Signed by Miami as a Minor League free agent on November 28
Signed by Baltimore as Minor League free agent on February 6
- 2014:** Acquired by Los Angeles-AL from Kansas City in exchange for RHP Brian Broderick on December 19

- 2008:** Selected by Kansas City in second round of First-Year Player Draft; signed by Royals' scout Scott Nichols

MARLINS NOTES

COMEBACK WINS BY YEAR (WHEN TRAILING AT ANY POINT)

YEAR	TOTAL	YEAR	TOTAL	YEAR	TOTAL
2017	40	2008	43	1999	27
2016	33	2007	42	1998	30
2015	29	2006	31	1997	43
2014	30	2005	29	1996	30
2013	26	2004	30	1995	31
2012	35	2003	38	1994	27
2011	31	2002	35	1993	29
2010	21	2001	29		
2009	41	2000	41		





77 | MERANDY GONZALEZ

PITCHER HT 6'0" WT 216 | BATS RIGHT THROWS RIGHT

MLB SERVICE **NONE** | BIRTHPLACE **COTUI, DR**

BORN **OCTOBER 9, 1995** | OPENING DAY AGE **22** | CONTRACT STATUS **SIGNED THROUGH 2018**

ACQUIRED **FROM METS WITH OF RICARDO CESPEDES IN EXCHANGE FOR RHP AJ RAMOS ON JULY 28, 2017**

2017 SUMMARY

- Combined on 13-3 record with one save and a 1.66 ERA (130.1 ip/24 er) in third professional season, seeing time at Single-A levels in both Mets' and Marlins' systems.
- Established career bests in ERA, appearances (22), starts (20), innings pitched and strikeouts (103).
- Began season with Columbia and was promoted to St. Lucie prior to being acquired from Mets.
- Over first four starts of season, tossed 28.1 scoreless innings, allowing just 15 hits and three walks while striking out 23. Went 4-0 with 0.00 ERA (28.1/0) in four April starts, earning Southern League Player of the Month honors. Struck out 23 while holding opponents to a .160 average.
- Tied career high with 7.2 scoreless innings on April 15 at Augusta. Surpassed previous high of 7.0 innings, last done on April 21 vs Lexington.
- Had scoreless streak snapped after allowing season high seven runs on May 3 vs. Delmarva. Surrendered just five hits over 5.0-inning outing, yet three were home runs.
- Fanned career-high 10 batters on May 31 against Augusta, allowing one earned run on nine hits over 6.0 innings.
- Named South Atlantic League Midseason All-Star after going 8-1 with 1.55 ERA (69.2/12) in 11 starts before break.
- Promoted to St. Lucie on June 22 and made debut on June 24 at Charlotte. Took loss after surrendering one run and four hits over 6.0 frames.

HONORS AND AWARDS

2017 SOUTH ATLANTIC LEAGUE MIDSEASON ALL-STAR
SOUTH ATLANTIC LEAGUE PLAYER OF THE MONTH (APRIL)

- Won next four starts, allowing more than one earned run just once. Over those four starts, allowed just four earned runs (eight total) over 23.2 innings (1.52 ERA).
- Assigned to Single-A Jupiter following acquisition from Mets.
- Made Hammerheads' debut on August 3 at Fort Myers, working 5.0 innings. Allowed one unearned run on three hits, with two walks and one strikeout.
- Made first relief appearance of season on Aug. 13 vs. Florida, tossing 4.0 scoreless innings with no walks and four strikeouts.
- Earned second career save in next relief outing, Aug. 18 at Florida. Tossed 4.0 scoreless with four strikeouts and just three hits.

MINOR LEAGUE CAREER HIGHLIGHTS

- Made 14 starts with Single-A Brooklyn in **2016**, going 6-3 with a 2.87 (69.0/22) ERA.
- Split **2015** season between Kingston (9 outings) and GCL Mets (4) going 4-3, 2.57 ERA (66.2/19).
- Made professional debut in **2013** with DSL Mets, going 4-1 with a 2.82 (44.2/14) ERA in 14 games (12 starts).

PERSONAL/MISCELLANEOUS

- Merandy Sosa Gonzalez.

PITCHING HISTORY

YEAR	CLUB	W-L	ERA	G	GS	CG	SHO	SV	SVO	IP	H	R	ER	HR	HB	BB	SO	WP	BK
2013	DSL METS2	4-1	2.82	14	2	0	0	1	1	44.2	39	18	14	0	2	16	29	5	2
2014	DSL METS2	0-2	5.48	6	5	0	0	0	0	21.1	24	16	13	1	3	8	22	3	0
	DSL METS1	3-1	2.34	7	7	0	0	0	0	34.2	26	12	9	1	3	7	25	3	0
2015	GCL METS	2-1	2.05	4	2	1	1	0	0	22.0	9	6	5	1	1	3	25	1	1
	KINGSPORT	2-2	2.82	9	7	0	0	0	0	44.2	40	18	14	1	5	19	39	1	0
2016	BROOKLYN	6-3	2.87	14	14	0	0	0	0	69.0	65	29	22	2	2	27	71	7	0
2017	COLUMBIA	8-1	1.55	11	11	0	0	0	0	69.2	50	16	12	3	6	13	65	1	0
	ST. LUCIE	4-2	2.23	6	6	0	0	0	0	36.1	33	12	9	1	0	8	24	2	1
	JUPITER	1-0	1.11	5	3	0	0	1	1	24.1	18	4	3	0	1	5	14	2	0
MILB TOTALS		30-13	2.48	76	57	1	1	2	2	366.2	304	131	101	10	23	106	314	25	4

CAREER TRANSACTIONS

2017: Acquired by Miami from New York-NL with OF Ricardo Cespedes in exchange for RHP AJ Ramos on July 28

2013: Signed by Mets as non-drafted free agent on March 6; signed by Mets' scouts Daurys Nin and Gerardo Cabrera





48 SEVERINO GONZÁLEZ

PITCHER HT 6'2" WT 203 | BATS RIGHT THROWS RIGHT

MLB SERVICE 128 DAYS | MLB DEBUT APRIL 28, 2015 AT ST. LOUIS (W/PHI) | BIRTHPLACE SANTIAGO DE VERAGUAS, PANAMA
BORN SEPTEMBER 28, 1992 | OPENING DAY AGE 25 | CONTRACT STATUS SIGNED THROUGH 2018

ACQUIRED FROM PHILADELPHIA IN EXCHANGE FOR PLAYER TO BE NAMED LATER (C JAMES LOVETT) AND CASH ON JANUARY 24, 2017

2017 SUMMARY

- Combined on 5-8 record with six saves and 4.82 ERA (80.1 ip/43 er) in 44 appearances between Double-A Jacksonville and Triple-A New Orleans.
- With NOLA, was 0-3 with three saves and 6.52 ERA (19.1/14) over 13 appearances. In two starts, was 0-2 with 9.72 ERA (8.1/9), while in 11 relief outings was 0-1 with 4.09 ERA (11.0/5).
- At Jacksonville, posted 5-5 record with three saves and 4.28 ERA (61.0/29). In five starts, went 0-3 with 3.90 ERA (17.2/12). Over 26 relief outings, was 5-2 with 4.59 ERA (33.1/17).
- Opened season at New Orleans prior to being sent to Jacksonville on April 19. In three appearances with NOLA, which included two starts, allowed nine runs over 8.2 innings.
- In first six outings with Jacksonville, made five starts and one relief appearance, going 0-3 with 4.08 ERA (28.2/13). Following start on May 13 at Mobile, was moved to bullpen.
- Tossed a season-high 6.0 innings on April 27 against Mobile, allowing two earned runs on five hits. Matched innings mark two times; May 3 at Tennessee and May 8 vs. Biloxi.
- Allowed just two runs over first seven games in bullpen (10.1 ip), going multiple innings five times.
- Earned first win on May 31 against Pensacola, tossing 2.0 scoreless frames. Win snapped six-game losing streak to start season.
- Rebounded with four-game win streak from June 18-July 23, which included three saves in three opportunities. Allowed 12 runs over 23.1 innings (4.63 ERA).

MAJOR LEAGUE CAREER HIGHLIGHTS

- Had two stints with Phillies in **2016**: June 17-July 10 and July 22 through remainder of season.
- In first stint with Philadelphia, allowed just five runs in 11 appearances (13.1 ip).
- Made first Major League relief appearance on June 17 vs. Arizona, going 1.2 scoreless innings.
- In second stint, was 1-1 with 6.95 ERA (22.0/17) over 16 appearances.
- On season, threw 2.0-or-more innings 18 times as reliever, including three outings of 4.0-or-more innings.
- Made seven starts over four stints with Phillies in **2015**, including Major League debut on April 28 at St. Louis.
- On that day, combined with Carlos Ruiz to form first Panamanian-born battery to start a game in Major League history.
- At 22 years and 212 days, was youngest Phillies starter to make debut since Scott Mathieson in 2007 (22 years, 110 days).

CAREER BESTS

INNINGS PITCHED.....	5.2 — 7/9/15 at LAD
STRIKEOUTS.....	8 — 5/25/15 at NYM
LAST COMPLETE GAME.....	—
LAST SHUTOUT.....	—
LOW-HIT COMPLETE GAME.....	—
SCORELESS IP.....	4.2 — 7/2/16 to 7/9/16
WIN STREAK.....	2 — 5/3/15 to 5/25/15
LOSS STREAK.....	3 — 7/9/15 to 8/8/16

MLB DISABLED LIST HISTORY

NONE

MINOR LEAGUE CAREER HIGHLIGHTS

- Led Phillies Minor League system in starts (27) and innings pitched (158.2) in **2014** with Double-A Reading.
- Tied for Eastern League lead in starts, ranked second in innings and fourth in strikeouts (115).
- Recipient of Paul Owens Award as best pitcher in Phillies Minor League system in **2013**, posting combined 7-5 record and 2.00 ERA (103.2/23) in 25 appearances (14 starts) between Single-A Clearwater, Single-A Lakewood and Reading.
- Named Phillies Minor League Pitcher of the Week for July 1-7 after going 2-0 with 3.18 ERA.
- Appeared for La Guaira in Venezuelan Winter League following season.
- In second season with Venezuelan Summer League Phillies in **2012**, led VSL in ERA (1.65), strikeouts (86) and complete games (2), while tying for lead in starts (14). Also ranked tied for third in wins (7).
- Began professional career with VSL Phillies after signing with Phillies in **2011**, going 1-1 with 2.11 ERA (42.2/10) in 17 appearances.

PERSONAL/MISCELLANEOUS

- Severino Yunier González Cruz.

FRONT OFFICE

FIELD AND CLUBHOUSE STAFF

PLAYERS

2017 IN REVIEW

CLUB HISTORY

POSTSEASON HISTORY

PLAYER DEVELOPMENT

2018 OPPONENTS

GENERAL INFORMATION



GONZÁLEZ'S PITCHING HISTORY

YEAR	CLUB	W-L	ERA	G	GS	CG	SHO	SV	SVO	IP	H	R	ER	HR	HB	BB	SO	WP	BK
2011	VSL PHILLIES	1-1	2.11	17	0	0	0	1	3	42.2	36	13	10	0	5	3	29	2	0
2012	VSL PHILLIES	7-3	1.65	14	14	2	0	0	0	92.2	59	26	17	4	7	6	86	3	0
2013	LAKEWOOD	3-0	1.69	4	4	0	0	0	0	21.1	10	4	4	1	1	3	31	0	1
	CLEARWATER	3-5	2.02	20	9	0	0	0	1	75.2	66	23	17	4	2	19	82	2	0
	READING	1-0	2.70	1	1	0	0	0	0	6.2	8	2	2	0	0	0	6	0	0
2014	READING	9-13	4.59	27	27	0	0	0	0	158.2	169	89	81	23	9	34	115	3	1
2015	PHILADELPHIA	3-3	7.92	7	7	0	0	0	0	30.2	44	27	27	5	4	7	28	0	1
	LEHIGH VALLEY	2-7	5.11	16	16	0	0	0	0	88.0	106	54	50	8	5	18	45	3	0
2016	READING	2-0	1.69	6	0	0	0	0	2	10.2	9	2	2	0	0	2	9	0	0
	LEHIGH VALLEY	0-1	3.31	15	1	0	0	0	2	35.1	37	14	13	3	2	6	26	3	0
	PHILADELPHIA	1-2	5.60	27	0	0	0	0	0	35.1	40	22	22	4	1	7	34	0	1
2017	JACKSONVILLE	5-5	4.28	31	5	0	0	3	7	61.0	59	32	29	9	1	12	38	2	0
	NEW ORLEANS	0-3	6.52	13	2	0	0	3	4	19.1	26	18	14	2	1	5	18	1	1
	MLB TOTALS	33-38	3.51	164	79	2	0	7	19	612.0	585	277	239	54	33	108	485	19	3
	MLB TOTALS	4-5	6.68	34	7	0	0	0	0	66.0	84	49	49	9	5	14	62	0	2

BATTING HISTORY

YEAR	CLUB	AVG.	G	AB	R	H	2B	3B	HR	RBI	SH	SF	HBP	BB	SO	SB	CS	OBP	SLG	E
2016	PHILADELPHIA	.000	25	1	0	0	0	0	0	0	0	0	0	0	0	0	0	.000	.000	0
	MLB TOTALS	.091	32	11	2	1	0	0	0	1	1	0	0	1	4	0	0	.167	.091	0

CAREER TRANSACTIONS

2017: Acquired by Miami from Philadelphia in exchange for player to be named later (C James Lovett) and cash on January 24

2011: Signed by Philadelphia as non-drafted free agent on April 27; signed by Phillies' scout Norman Anciani



- Photo Credit: Gabe Demps 2017



FRONT OFFICE
 FIELD AND CLUBHOUSE STAFF
 PLAYERS
 2017 IN REVIEW
 CLUB HISTORY
 POSTSEASON HISTORY
 PLAYER DEVELOPMENT
 2018 OPPONENTS
 GENERAL INFORMATION



53 | BRETT GRAVES

PITCHER HT 6'1" WT 195 | BATS RIGHT THROWS RIGHT

MLB SERVICE NONE | BIRTHPLACE ST. CHARLES, MO

BORN JANUARY 30, 1993 | OPENING DAY AGE 25 | CONTRACT STATUS SIGNED THROUGH 2018

ACQUIRED FROM OAKLAND IN MAJOR LEAGUE PHASE OF RULE 5 DRAFT ON DECEMBER 14, 2017

2017 SUMMARY

- Made just 14 appearances between Single-A Stockton and Double-A Midland due to lower leg injury. Combined to go 1-1 with 4.47 ERA (56.1 ip/28 er).
- Began season at Stockton with no record and 2.55 ERA (24.2/7) in seven appearances (four starts).
- In four starts, allowed just two runs (none earned) over 15.1 innings with two walks and 16 strikeouts. In three relief appearances, allowed seven runs over 9.1 innings (6.75 ERA) with one walk and 13 strikeouts.
- Tossed 4.0 scoreless frames in first start, April 7 vs. Rancho Cucamonga. Didn't allow a hit or walk and struck out five.
- Made first relief appearance in next outing, April 11 vs. Modesto. Allowed one run and five hits while striking out four and walking none over 3.1 innings.
- In second start, April 15 at San Jose, tossed 4.0 scoreless innings, while allowing three hits and one walk with two strikeouts.
- Promoted to Midland on May 6 and made first career appearance at Double-A level on May 7 vs. Frisco. Went 5.0 innings and allowed one run on four hits with no walks and five strikeouts.
- Tossed season-high 5.2 innings in May 22 win vs. San Antonio. Held Missions scoreless on seven hits with a walk and three strikeouts.
- Struck out season-high six in next start, May 27 at Northwest Arkansas, with a season-high three walks.
- In only relief appearance with Rockhounds, surrendered 12 hits and nine runs (eight earned) over 5.0 innings vs. NW Arkansas on June 2.
- Placed on seven-day disabled list on June 14 with a lower leg injury and missed remainder of season.

HONORS AND AWARDS

2015..... MIDWEST LEAGUE MIDSEASON ALL-STAR

MINOR LEAGUE CAREER HIGHLIGHTS

- Completed third professional season with Stockton in 2016, posting 7-10 record and 4.60 ERA (141.0/72) in 27 appearances (25 starts).
- Set career-highs with 12 wins, 28 starts, 142.2 innings pitched and 91 strikeouts with Single-A Beloit in 2015.
- Led A's minor leaguers in wins and finished sixth in innings pitched.
- Tied for Midwest League lead in starts, tied for third in wins and tied for eighth in innings pitched.
- Earned Midwest League All-Star honors after going 6-2 with 4.58 ERA (72.2/37) in 14 first-half starts.
- Made professional debut with 1.0 inning start for AZL Athletics on July 13, 2014 vs. AZL Dodgers.
- Promoted to Single-A Vermont and in eight appearances was 3-2 with 6.86 ERA (21.0/16).

PERSONAL/MISCELLANEOUS

- Brett Thomas Graves...in three seasons at Missouri, posted 9-16 record and 4.39 ERA (211.0/103)...graduated from Francis Howell High School in 2011...was state champion in senior season, earning First Team Louisville Slugger All-American honors, All-Metro Player of the Year honors and Missouri Gatorade Player of the Year honors after going 9-1 with a 1.95 ERA.

PITCHING HISTORY

YEAR	CLUB	W-L	ERA	G	GS	CG	SHO	SV	SVO	IP	H	R	ER	HR	HB	BB	SO	WP	BK
2014	AZL ATHLETICS	0-0	0.00	1	1	0	0	0	0	1.0	0	0	0	0	0	1	1	0	0
	VERMONT	3-2	6.86	8	2	0	0	0	0	21.0	24	18	16	1	1	6	18	4	0
2015	BELOIT	12-8	5.36	28	28	0	0	0	0	142.2	168	90	85	15	4	44	91	6	0
2016	STOCKTON	7-10	4.60	27	25	0	0	0	0	141.0	141	81	72	11	11	49	86	9	2
2017	STOCKTON	0-0	2.55	7	4	0	0	0	0	24.2	18	9	7	3	0	3	29	1	1
	MIDLAND	1-1	5.97	7	6	0	0	0	0	31.2	48	22	21	1	2	10	28	4	0
MILB TOTALS		23-21	5.00	78	66	0	0	0	0	362.0	399	220	201	31	18	113	253	24	3

CAREER TRANSACTIONS

- 2017:** Acquired by Miami from Oakland in Major League phase of Rule 5 Draft on December 14
- 2014:** Selected by Oakland in third round of First-Year Player Draft; signed by A's scout Kevin Mello

- 2011:** Selected by St. Louis in 26th round of First-Year Player Draft; did not sign

FRONT OFFICE
FIELD AND CLUBHOUSE STAFF
PLAYERS
2017 IN REVIEW
CLUB HISTORY
POSTSEASON HISTORY
PLAYER DEVELOPMENT
2018 OPPONENTS
GENERAL INFORMATION





40 | JAVY GUERRA

PITCHER HT 6'2" WT 226 | BATS RIGHT THROWS RIGHT

MLB SERVICE 3 YEARS, 64 DAYS | MLB DEBUT MAY 15, 2011 VS. ARI (W/LAD) | BIRTHPLACE DENTON, TX
 BORN OCTOBER 31, 1985 | OPENING DAY AGE 32 | CONTRACT STATUS SIGNED THROUGH 2018
 ACQUIRED SIGNED AS MINOR LEAGUE FREE AGENT ON DECEMBER 18, 2017

2017 SUMMARY

- Spent majority of season at Triple-A New Orleans, posting 2-4 record with two saves (four chances) and 4.70 ERA (51.2/27).
- In two stints with Miami, went 1-1 with 3.00 ERA (21.0/7).
- Began season with just three earned runs allowed in first 10 games (18.0 ip). Over 10-game span, worked multiple innings seven times, including a season-high 3.0 on April 11 at Iowa.
- Earned first win on April 15 at Omaha, working 2.0 innings.
- Recorded first save on May 11 at Reno, tossing perfect final frame.
- In seven April games, went 1-0 with 2.13 ERA (12.2/3). However, from May-June combined to go 1-2 with 7.94 ERA (27.1/11). Over his final 11 games with Baby Cakes, was 0-2 with 2.20 ERA (16.1/4).
- Had contract selected by Miami on August 8 and made four appearances, going 1-0 with 6.35 ERA (5.2/4), before being designated for assignment on August 22.
- Allowed three runs in 1.2 innings in first outing with Marlins, Aug. 9 at Washington.
- Earned only win of season on Aug. 13 vs. Colorado, tossing 2.0 scoreless innings of relief. Marked first MLB win since September 8, 2014 vs. Oakland.
- Had contract selected for second time on Sept. 1 and made 12 appearances over final month, going 0-1 with 1.76 ERA (15.1/3).
- Tossed career-high 3.2 innings on Sept. 14 at Philadelphia. Previous high was 2.2 innings on Aug. 1, 2012 vs. Arizona.

MAJOR LEAGUE CAREER HIGHLIGHTS

- Made just three appearances with White Sox in 2015 before being placed on disabled list with right shoulder inflammation on April 20 (retro to April 13).
- Suspended 50 games by Major League Baseball in July and missed remainder of season.
- Claimed off waivers by White Sox on March 26, 2014 and made 42 appearances with Chicago.
- Ranked second on Dodgers with eight saves in 2012.
- Placed on 15-day disabled list on June 3 with right knee inflammation. Reinstated on July 5 following two rehab appearances with Single-A Rancho Cucamonga.
- Landed on DL again on September 3 with left oblique strain, missing remainder of season.
- Led Dodgers with 21 saves in 23 opportunities in 2011.
- His 91.3 save percentage ranked fourth in National League and was sixth-best in history for a rookie.
- Made Major League debut on May 15 vs. Arizona, tossing 1.0 scoreless inning with one strikeout.
- Earned first MLB win on June 4 at Cincinnati. Also drew walk in only Major League plate appearance.

CAREER BESTS

INNINGS PITCHED.....	3.2 — 9/4/17 at PHI
STRIKEOUTS	4 (2x) — LAST, 7/31/14 at DET
SCORELESS IP	13.1 — 7/28/12 to 5/1/13
WIN STREAK.....	2 — 6/4/11 to 9/10/11
LOSS STREAK.....	3 — 4/17/12 to 5/16/12

MLB DISABLED LIST HISTORY

2015.....	RIGHT SHOULDER INFLAMMATION (APRIL 13-MAY 6)
2012.....	RIGHT KNEE INFLAMMATION (JUNE 3-JULY 5) LEFT OBLIQUE STRAIN (SEPTEMBER 3-SEASON)

HONORS AND AWARDS

2009.....	MIDWEST LEAGUE MIDSEASON ALL-STAR
-----------	-----------------------------------

MINOR LEAGUE CAREER HIGHLIGHTS

- Following 2016 season, made 13 appearances for Tomateros de Culiacan in Mexican Pacific League, posting 1-0 record with six saves in six chances and a 0.69 ERA (13.0/1).
- Led Triple-A Albuquerque with 12 saves in 2013, posting home ERA of 0.51 (17.1/1).
- Prior to recall by Dodgers in 2012, posted 0.90 ERA (10.0/1) with two saves and 12 strikeouts in April. Named Dodger Pride Award recipient for his efforts.
- Named to Midwest League Midseason All-Star team in 2009 after going 3/11 with 1.54 ERA (41.0/7), 55 strikeouts and 16 saves in 28 games prior to break.
- Following season, pitched for Peoria in Arizona Fall League. Selected to AFL Rising Stars game and tossed 1.0 scoreless inning.
- In debut season, selected as Dodgers' Minor League Pitcher of the Month for August 2004 after going 3-0 with 1.96 ERA in five games (four starts) for GCL Dodgers.

PERSONAL/MISCELLANEOUS

- Luis Javier Guerra...attended Billy Ryan High School in Denton, Texas, and was 2004 All-State selection.



GUERRA'S PITCHING HISTORY

YEAR	CLUB	W-L	ERA	G	GS	CG	SHO	SV	SVO	IP	H	R	ER	HR	HB	BB	SO	WP	BK
2004	GCL DODGERS	4-1	3.38	11	9	0	0	0	0	40.0	31	18	15	3	3	19	36	9	0
2005	COLUMBUS	2-5	4.96	11	11	0	0	0	0	52.2	51	35	29	3	10	23	40	2	1
2006	GCL DODGERS	0-1	4.15	4	4	0	0	0	0	8.2	10	4	4	0	0	4	11	1	0
	OGDEN	1-3	4.82	7	7	0	0	0	0	28.0	37	18	15	1	4	20	22	6	0
2007	INLAND EMPIRE	6-9	6.27	27	24	0	0	1	1	117.2	139	98	82	10	14	80	121	16	0
2008	INLAND EMPIRE	5-4	4.07	31	3	0	0	2	5	66.1	68	34	30	0	4	44	63	5	0
2009	GREAT LAKES	3-1	1.54	28	0	0	0	16	18	41.0	23	7	7	1	1	15	55	8	0
	CHATTANOOGA	3-1	4.13	23	0	0	0	0	0	28.1	32	15	13	2	0	16	29	2	0
2010	AZL DODGERS	0-1	4.50	2	0	0	0	0	0	2.0	2	1	1	1	1	0	3	0	0
	CHATTANOOGA	2-0	2.33	28	0	0	0	5	5	27.0	24	12	7	1	1	22	27	5	0
2011	CHATTANOOGA	1-0	1.06	14	0	0	0	3	3	17.0	8	2	2	1	0	5	15	3	0
	DODGERS	2-2	2.31	47	0	0	0	21	23	46.2	37	12	12	2	3	18	38	2	0
2012	RANCHO CUCA.	0-0	4.50	2	2	0	0	0	0	2.0	1	1	1	0	0	0	1	0	0
	ALBUQUERQUE	0-0	8.31	3	0	0	0	0	0	4.1	7	4	4	0	0	1	3	0	0
	DODGERS	2-3	2.60	45	0	0	0	8	13	45.0	44	13	13	1	1	23	37	1	0
2013	DODGERS	0-0	6.75	9	0	0	0	0	0	10.2	15	9	8	1	1	6	12	0	0
	AZL DODGERS	0-0	0.00	1	1	0	0	0	0	3.0	1	0	0	0	0	0	2	0	0
	ALBUQUERQUE	0-4	3.66	27	4	0	0	12	13	39.1	46	18	16	6	2	14	36	3	0
2014	CHARLOTTE	1-1	2.33	14	0	0	0	3	4	19.1	19	8	5	1	2	8	11	4	0
	WHITE SOX	2-4	2.91	42	0	0	0	1	6	46.1	41	15	15	3	5	20	38	2	0
2015	WHITE SOX	0-0	0.00	3	0	0	0	0	0	1.2	2	0	0	0	0	1	0	0	0
	CHARLOTTE	0-0	17.18	4	0	0	0	0	0	3.2	8	7	7	1	0	1	4	1	0
2016	ANGELS	0-0	5.68	7	0	0	0	0	0	6.1	5	4	4	1	1	7	4	1	0
	SALT LAKE	3-2	4.35	43	1	0	0	12	13	51.2	48	30	25	5	0	31	57	5	0
2017	NEW ORLEANS	2-4	4.7	35	0	0	0	2	4	51.2	46	29	27	7	0	21	2	44	3
	MIAMI	1-1	3	16	0	0	0	0	1	21.0	23	8	7	2	0	7	1	12	0
	MLB TOTALS	33-37	4.32	315	66	0	0	56	66	603.2	601	341	290	43	42	324	7	580	73
	MLB TOTALS	7-10	2.99	169	0	0	0	30	43	177.2	167	61	59	10	11	82	141	6	0

CAREER TRANSACTIONS

2017: Signed by Miami as Minor League free agent on December 18

2016: Signed by Miami as Minor League free agent on Dec. 16

Signed by Angels as Minor League free agent on February 19

2014: Claimed off waivers by White Sox from Los Angeles-NL on March 26

2004: Selected by Dodgers in fourth round of First-Year Player Draft; signed by Dodgers' scout Mike Leuzinger



- Photo Credit: Rob Foldy 2017



72 | TAYRON GUERRERO

PITCHER HT **6'7"** WT **214** | **BATS RIGHT THROWS RIGHT**

MLB SERVICE **4 DAYS** | MLB DEBUT **MAY 17, 2016 VS. SF (W/SD)** | BIRTHPLACE **BOCACHICA, COL**

BORN **JANUARY 9, 1991** | OPENING DAY AGE **27** | CONTRACT STATUS **SIGNED THROUGH 2018**

ACQUIRED **FROM SAN DIEGO WITH RHP ANDREW CASHNER AND COLIN REA IN EXCHANGE FOR RHP CARTER CAPPS, RHP JARRED COSART, RHP LUIS CASTILLO AND INF JOSH NAYLOR ON JULY 29, 2016**

2017 SUMMARY

- Combined on a 3-4 record and 4.46 ERA (36.1 ip/18 er) between Single-A Jupiter (4 games), Double-A Jacksonville (17 games), and Triple-A New Orleans (13 games).
- Began year with Jacksonville and struck out season-high three batters on April 16. Repeated feat twice more; April 23 at Birmingham and May 22 vs. Tampa.
- Posted an 8.10 ERA (3.1/3) with six strikeouts in five appearances before going on seven-day disabled list on April 29 with a right foot contusion.
- Made four rehab appearances with Jupiter from May 18-28, going 0-1 with a 3.60 ERA (5.0/2) and seven strikeouts. Returned to Jacksonville on May 30.
- After allowing three runs combined in first three appearances back with Jumbo Shrimp, recorded a 9.2-inning scoreless streak from June 11-July 17. Struck out 14 batters and walked five over nine-game stretch.
- Selected to represent native Colombia and Marlins' organization in 2017 Futures Game at Marlins Park. Tossed 0.2 scoreless innings in 7-6 World loss to USA.
- Promoted to New Orleans on July 21 and finished season with Baby Cakes.
- Allowed season-high four runs (two earned) on July 25 at Fresno, taking loss after throwing 1.0 inning (2 h, bb).
- Tied season high with four runs allowed on August 9; after that outing, went 3-0, 3.12 (8.2/3) over final seven appearances, with five strikeouts.
- Earned first win of season on August 13, tossing final 2.0 innings (1 h) in Baby Cakes' extra-inning victory over Colorado Springs.
- Four of final five appearances were scoreless; allowed three hits and two runs in 5.0 innings, with five strikeouts.
- During Spring Training, represented Colombia in first round of 2017 World Baseball Classic at Marlins Park. Made one relief appearance, tossing 1.0 scoreless inning (h, bb, 2 so) in an extra-inning loss to the Dominican Republic.

MAJOR LEAGUE CAREER HIGHLIGHTS

- Recalled by San Diego on May 15, **2016** and made Major League debut on May 17 vs. San Francisco.
- In debut, tossed 2.0 innings and retired first batter faced, Buster Posey, on a flyout to right field.
- Made only one appearances with Padres before being optioned back to El Paso on May 18.

MINOR LEAGUE CAREER HIGHLIGHTS

- Began **2016** campaign in Padres' organization prior to finishing season at Double-A Jacksonville in Miami's system.
- Traded to Miami on July 29 and reported to Jacksonville.
- Allowed just three earned runs in 14.0 innings (1.93 ERA) with Suns, going 1-1 with four saves in four chances following trade.

CAREER BESTS

INNINGS PITCHED.....	2.0 — 5/7/16 vs. SF
STRIKEOUTS.....	—
SCORELESS IP.....	1.0 — 5/7/16
WIN STREAK.....	—
LOSS STREAK.....	—

MLB DISABLED LIST HISTORY

NONE

HONORS AND AWARDS

2015..... TEXAS LEAGUE MIDSEASON ALL-STAR
2014..... MIDWEST LEAGUE MIDSEASON ALL-STAR

- Split **2015** between Double-A San Antonio and Triple-A El Paso, combining to go 1-5 with a 3.05 ERA (56.0 ip/19 er) and 61 strikeouts against 31 walks over 48 relief appearances. Also recorded 14 saves in 16 opportunities.
- Opened season with San Antonio, going 1-5 with a 2.76 ERA (13 ER, 42.1 IP), 46 strikeouts, 20 walks and a .205 opponents average.
- Named a Texas League Midseason All-Star for San Antonio.
- Promoted to El Paso on August 7, finishing season with Chihuahuas.
- Following season, pitched in 10 games for Tigres de Aragua of Venezuelan Winter League, posting a 6.75 ERA (9.1/7) with seven strikeouts against four walks.
- Began **2014** with Single-A Fort Wayne, going 6-1 with a 1.00 ERA (36.0/4) in 25 appearances before being promoted to Single-A Lake Elsinore late in season.
- Selected to represent World Team at 2014 Futures Game at Target Field; struck out lone batter faced.
- Also named a Midwest League Midseason All-Star.
- Following season, participated in Arizona Fall League and was named Arizona Fall League Rising Star as member of Surprise.
- Made professional debut in **2010** with Dominican Summer League Padres.

PERSONAL/MISCELLANEOUS

- Tayron (TYE-ron) Luis Guerrero...this past offseason, worked out with and spoke to group of 51 Venezuelan prospects taking part in Major League Baseball International Prospect showcase.



GUERRERO'S PITCHING HISTORY

YEAR	CLUB	W-L	ERA	G	GS	CG	SHO	SV	SVO	IP	H	R	ER	HR	HB	BB	SO	WP	BK
2010	DSL PADRES	3-2	3.42	16	5	0	0	1	1	47.1	38	21	18	0	4	32	50	6	0
2011	AZL PADRES	0-4	9.62	16	4	0	0	0	0	33.2	45	42	36	0	6	41	24	13	1
2012	AZL PADRES	1-0	1.50	5	3	0	0	0	0	12.0	7	2	2	0	0	2	6	0	0
	EUGENE	0-1	3.38	4	4	0	0	0	0	13.1	10	6	5	0	1	12	11	6	0
2013	FORT WAYNE	0-1	7.36	4	0	0	0	0	1	3.2	8	8	3	0	1	8	4	3	0
	AZL PADRES	1-0	5.79	3	1	0	0	0	0	4.2	5	4	3	0	1	0	5	2	0
	EUGENE	1-4	4.50	15	3	0	0	0	1	32.0	24	21	16	1	4	25	35	6	0
2014	FORT WAYNE	6-1	1.00	25	0	0	0	1	3	36.0	22	7	4	2	0	12	42	1	1
	LAKE ELSINORE	0-0	2.63	14	0	0	0	3	3	13.2	10	4	4	1	1	8	14	2	0
2015	SAN ANTONIO	1-5	2.76	37	0	0	0	13	15	42.1	33	22	13	3	1	20	46	4	0
	EL PASO	0-0	3.95	11	0	0	0	1	1	13.2	8	6	6	0	1	11	15	4	0
2016	SAN DIEGO	0-0	4.50	1	0	0	0	0	0	2.0	3	1	1	0	0	1	0	0	0
	EL PASO	0-0	6.00	13	0	0	0	0	0	12.0	12	9	8	2	0	9	11	2	0
	SAN ANTONIO	0-3	4.94	19	0	0	0	0	1	23.2	20	14	13	2	0	10	25	0	0
	JACKSONVILLE	1-1	1.93	12	0	0	0	4	4	14.0	11	3	3	0	2	3	15	1	0
2017	JUPITER	0-1	3.60	4	0	0	0	0	1	5.0	3	2	2	1	0	3	7	0	0
	JACKSONVILLE	0-1	3.38	17	0	0	0	0	1	16.0	14	7	6	3	0	14	22	0	0
	NEW ORLEANS	3-2	5.87	13	0	0	0	0	1	15.1	12	13	10	2	2	12	11	4	2
	MILB TOTALS	17-26	4.04	228	20	0	0	23	33	338.1	282	191	152	17	24	222	343	54	4

WORLD BASEBALL CLASSIC HISTORY

YEAR	CLUB	W-L	ERA	G	GS	CG	SHO	SV	SVO	IP	H	R	ER	HR	HB	BB	SO	WP	BK
2017	COLOMBIA	0-0	0.00	1	0	0	0	0	0	1.0	1	0	0	0	0	1	2	0	0

CAREER TRANSACTIONS

2016: Acquired by Miami with RHP Andrew Cashner and RHP Colin Rea in exchange for RHP Carter Capps, RHP Jarred Cosart, RHP Luis Castillo and INF Josh Naylor on July 29

2009: Signed by San Diego as non-drafted free agent on December 18; signed by Padres' scouts Roberto Rowley, Felix Feliz and Marcial Del Valle

MARLINS NOTES

TALLEST PLAYERS IN MARLINS HISTORY

PLAYER	HEIGHT	PLAYER	HEIGHT
JON RAUCH	6' 11"	JEREMY HERNANDEZ	6' 7"
MARK HENDRICKSON	6' 9"	JOSH JOHNSON	6' 7"
CHRIS VOLSTAD	6' 8"	GRAEME LLOYD	6' 7"
SEAN WEST	6' 8"	ANDREW MILLER	6' 7"
BRIAN FLYNN	6' 7"	NATE TEUT	6' 7"
FRANKLYN GERMAN	6' 7"		



93 | MONTE HARRISON

OUTFIELD HT 6'3" WT 220 | BATS RIGHT THROWS RIGHT

MLB SERVICE NONE | BIRTHPLACE KANSAS CITY, MO

BORN AUGUST 10, 1995 | OPENING DAY AGE 22 | CONTRACT STATUS SIGNED THROUGH 2018

ACQUIRED FROM MILWAUKEE WITH OF LEWIS BRINSON, INF ISAN DIAZ, AND OF MONTE HARRISON FROM MILWAUKEE IN EXCHANGE FOR OF CHRISTIAN YELICH ON JANUARY 25

2017 SUMMARY

- Split season between Single-A Wisconsin (63 games) and Single-A Carolina (59).
- Led Brewers' farm system with 21 home runs and was one of two players with 20+ homers and 20+ doubles.
- Opened year at Wisconsin; promoted to Carolina on June 22.
- Homered twice on April 20 vs. Peoria, and once the next day, also against Peoria.
- Had six-game RBI streak from May 24-May 28, including both ends of a doubleheader on May 24 at Beloit. Drove in eight runs overall during streak.
- Earned Midwest League Midseason All-Star nod and took home game MVP honors.
- In ASG at Midland on June 20, went 2x4 with two home runs and three RBI for West Division. Drove in final three runs of game in a 5-2 win with solo homer in seventh for a 3-1 lead and two-run homer in ninth for a 5-1 lead.
- Had first-inning grand slam on July 17 at Salem.
- Homered twice on August 1 vs. Down East, and once the next day, also against Down East.
- Performance helped earn Carolina League Player of the Week honors for July 30-Aug. 5; hit .281 (9x32) with three home runs and seven RBI over that span.
- Ended season on six-game hitting streak (.381/8x21) and three-game RBI streak.
- Played for the Salt River Rafters of the Arizona Fall League following the season and hit .283 (15x53) in 13 games, with five home runs, 14 RBI, and a .937 OPS.

MINOR LEAGUE CAREER HIGHLIGHTS

- Limited to 80 games in 2016 due to left hamate fracture.
- In eight games from June 4-13, batted .387 (12x31) with three double, nine RBI, and five of his six home runs on the year.
- Had 2015 season cut short after suffering broken left ankle while rounding third base in a game for Rookie-level Helena on July 21 against Orem.
- Opened season at Single-A Wisconsin; had two-homer game on April 22 vs. Cedar Rapids, but was assigned to Helena on June 12 after batting .148 through 46 games.
- Posted a 5x6 outing on July 3 at Billings, with three RBI.
- Starting with that game, batted .457 (21x46) over his final 15 games, raising overall average from .157 to .299 at time of season-ending injury.
- Stole a base in four straight games from July 10-15.
- Had career-best three stolen bases on July 16 vs. Grand Junction, a game in which he was 0x0 with four walks.
- In 2014, led Arizona League in stolen bases (32), walks (31),

HONORS AND AWARDS

2017..... MIDWEST LEAGUE MIDSEASON ALL-STAR (ASG MVP)

CAROLINA LEAGUE PLAYER OF THE WEEK
(JULY 30-AUGUST 5)

2015.....PIONEER LEAGUE MIDSEASON ALL-STAR

- and HBP (12), and ranked among leaders in runs (3rd, 37) and on-base percentage (4th, .402).
- Reached base four times (2x2, 2 bb) in professional debut on June 20 vs. AZL Reds.
- His 32 steals came in just 50 games played.
- Had season-high two steals on nine occasions, including back-to-back games on July 6 & 7, and again on Aug. 22 & 23.
- Had a steal in three straight games from July 6-8 (five total).

PERSONAL/MISCELLANEOUS

- Monte Fitzgerald Harrison... attended Lee's Summit West HS in Missouri... was a three-sport standout in high school (also played football and basketball)....committed to play both football and baseball at the University of Nebraska prior to signing with the Brewers.



HARRISON'S BATTING HISTORY

YEAR	CLUB	AVG.	G	AB	R	H	2B	3B	HR	RBI	SH	SF	HBP	BB	SO	SB	CS	OBP	SLG	E
2014	AZL BREWERS	.261	50	180	37	47	7	2	1	20	0	1	12	31	48	32	2	.402	.339	7
2015	WISCONSIN	.148	46	162	18	34	6	2	2	11	1	0	7	14	77	6	4	.246	.247	2
	HELENA	.299	28	97	20	29	4	2	3	13	2	1	5	14	23	14	2	.410	.474	3
2016	WISCONSIN	.221	75	267	34	59	11	1	6	37	2	1	8	20	97	8	3	.294	.337	5
	AZL BREWERS	.211	5	19	4	4	1	1	0	1	1	0	1	4	4	0	0	.375	.368	0
2017	WISCONSIN	.265	63	223	32	59	12	1	11	32	2	2	5	29	70	11	3	.359	.475	0
	CAROLINA	.278	59	230	41	64	16	1	10	35	0	0	8	14	69	16	1	.341	.487	1
	MILB TOTALS	.243	326	1178	186	286	57	10	33	149	8	5	46	126	38	87	15	.338	.392	18

CAREER TRANSACTIONS

2018: Acquired by Miami with OF Lewis Brinson, INF Isan Diaz, and OF Monte Harrison from Milwaukee in exchange for OF Christian Yelich on January 25

2014: Selected by Milwaukee in second round of First-Year Player Draft; signed by Brewers' scout Drew Anderson

MARLINS NOTES

MARLINS BY COUNTRY OF BIRTH

COUNTRY	# OF PLAYERS	MOST RECENT PLAYER	SEASON
AUSTRALIA	2	GRAEME LLOYD	2002
BRAZIL	1	ANDRE RIENZO	2015
CANADA	7	CHRIS LEROUX	2009
CHINA	1	AUSTIN BRICE	2016
COLOMBIA	3	JHONATAN SOLANO	2015
CUBA	9	ODRISAMER DESPAIGNE	2016
CURACAO	1	RALPH MILLIARD	1997
DOMINICAN REPUBLIC	62	JARLIN GARCÍA	2017
ENGLAND	1	CHRIS REED	2015
JAMAICA	1	DEVON WHITE	1997
JAPAN	2	JUNICHI TAZAWA	2017
MEXICO	5	ALFREDO AMEZAGA	2011
NETHERLANDS	1	RICK VANDENHURK	2007
NICARAGUA	1	OSWALDO MAIRENA	2002
PANAMA	3	CARLOS LEE	2012
PUERTO RICO	16	CHRISTIAN COLON	2017
SOUTH KOREA	3	BYUNG-HYUN KIM	2007
TAIWAN	1	WEI-YIN CHEN	2016
US VIRGIN ISLANDS	1	JERRY BROWNE	1995
UNITED STATES	391	MANY	2017
VENEZUELA	26	OSWALDO ARCIA	2016
WEST GERMANY	3	EDWIN JACKSON	2016
TOTAL	541		





57 | ELIESER HERNANDEZ

PITCHER HT 6'1" WT 214 | BATS RIGHT THROWS RIGHT

MLB SERVICE NONE | BIRTHPLACE OCUMARE DEL TUY, VEN

BORN MAY 3, 1995 | OPENING DAY AGE 22 | CONTRACT STATUS SIGNED THROUGH 2018

ACQUIRED FROM HOUSTON IN MAJOR LEAGUE PHASE OF RULE 5 DRAFT ON DECEMBER 14, 2017

2017 SUMMARY

- Posted 4-5 record and 3.98 ERA (63.1 ip/28 er) over 15 appearances (11 starts) with Single-A Buies Creek in Astros organization. Missed two months due to a back injury suffered midseason.
- Made seven appearances, five starts, before landing on seven-day disabled list with a right back strain on May 19. In that time, went 2-3 with a 5.46 ERA (29.1/18).
- Made first appearance on April 6 vs. Winston-Salem, a 2.1-inning relief outing in which he earned win. Allowed three runs on four hits and two walks while striking out three.
- Made five consecutive starts from April 11-May 5, going 1-3 with 5.09 ERA (23.0/13).
- On April 23 at Carolina, took loss despite giving up just two runs on four hits. Walked one and struck out season-high nine over 5.0 frames.
- In last appearance before landing on DL, tossed 4.1 relief innings on May 10 vs. Salem. Surrendered two runs and three hits while walking one and tying a season high with nine strikeouts.
- In three rehab appearances (two starts) with GCL Astros, went 1-0 with 1.80 ERA (10.0/2). Allowed just six hits and one walk while striking out 14.
- Reinstated from DL on July 22 and made start that night vs. Carolina. Picked up third win of season after allowing just one run on one hit with no walks and five strikeouts over 5.0 innings.
- Tossed season-high 6.0 innings on August 22 vs. Lynchburg. Took loss after giving up five runs and six hits. Tied season high with nine strikeouts and didn't walk a batter.
- Following reinstatement, went 2-2 with 2.67 ERA (33.2/10) in eight appearances (six starts).
- In 11 total starts, owned 2-5 record and 4.17 ERA (49.2/23). In four relief appearances, went 2-0 with 3.29 ERA (13.2/5).
- Made five starts with Aguilas del Zulia in Venezuelan Winter League, posting 2-1 record with 2.11 ERA (21.1/5). Allowed just 12 hits and six walks with 22 strikeouts.

MINOR LEAGUE CAREER HIGHLIGHTS

- In 385.1 career Minor League innings, has recorded 384 strikeouts.
- In 2016, combined to post 6-8 record and 4.51 ERA (107.2/54) in 24 appearances (19 starts) between Single-A Quad Cities and Single-A Lancaster. Established career highs in appearances, starts, innings pitched and strikeouts (107).
- In July 4 win against Beloit, tossed career-high 8.0 shutout innings while recording 10 strikeouts. Allowed just one hit and one walk.
- Established career high with 14 strikeouts over 6.1 innings on July 22 vs. Dayton.

HONORS AND AWARDS

2015..... MIDWEST LEAGUE PITCHER OF THE WEEK
(JULY 4-10 & AUGUST 1-7)

- Tied career high with 8.0 shutout innings in final start of season, Aug. 4 at Peoria.
- Split 2015 between Short Season-A Tri-City and Single-A Quad Cities, combining on a 3-4 record and 3.12 ERA (66.3/23) in 15 appearances (nine starts). Struck out 76 while walking just 13.
- Opened season with Tri-City, recording 30 strikeouts to just two walks in 20.2 innings. Promoted to Quad Cities on July 12 and in 45.2 innings, struck out 46.
- In 2013, posted 5-1 record with 1.26 ERA (57.1/8) in 13 appearances (eight starts) for Dominican Summer League Astros.
- Tied for team lead in wins, while 46 strikeouts were tied for second and innings pitched ranked third.
- Made professional debut in 2012 and in first season went 1-4 with 4.11 ERA (35.0/16).

PERSONAL/MISCELLANEOUS

- Elieser Alexis Hernandez.



HERNANDEZ'S PITCHING HISTORY

YEAR	CLUB	W-L	ERA	G	GS	CG	SHO	SV	SVO	IP	H	R	ER	HR	HB	BB	SO	WP	BK
2012	DSL ASTROS	1-4	4.11	12	8	1	0	2	2	35.0	37	18	16	0	1	8	25	7	0
2013	DSL ASTROS	5-1	1.26	13	12	0	0	0	0	57.1	36	11	8	1	2	21	46	5	0
2014	GCL ASTROS	4-1	2.78	8	3	1	0	0	0	35.2	26	12	11	2	3	8	34	3	0
	GREENEVILLE	1-0	0.00	4	1	0	0	0	0	10.0	6	0	0	0	1	5	8	5	0
2015	TRI-CITY	0-1	1.31	5	2	0	0	0	1	20.2	13	5	3	0	2	2	30	1	1
	QUAD CITIES	3-3	3.94	10	7	0	0	1	1	45.2	45	23	20	3	5	11	46	4	4
2016	QUAD CITIES	4-3	2.37	11	9	0	0	0	0	57.0	54	19	15	3	3	12	68	4	0
	LANCASTER	2-5	6.93	13	10	0	0	0	1	50.2	66	46	39	11	3	23	39	5	1
2017	GCL ASTROS	1-0	1.80	3	2	0	0	0	0	10.0	6	2	2	0	0	1	14	0	0
	BUIES CREEK	4-5	3.98	15	11	0	0	0	1	63.1	55	28	28	6	5	21	74	4	0
MILB TOTALS		25-23	3.32	94	65	2	0	3	6	385.1	344	164	142	26	25	112	384	38	6

CAREER TRANSACTIONS

2017: Acquired by Miami from Houston in Major League phase of Rule 5 Draft on December 14

2011: Signed by Houston as a non-drafted free agent on November 15; signed by Astros' scouts Felix Francisco, Oscar Alvarado and Jose Palacios

MARLINS NOTES

MARLINS BORN IN FLORIDA

PLAYER	CITY OF BIRTH	PLAYER	CITY OF BIRTH
JUAN ALVAREZ	CORAL GABLES	DAVE MAGADAN	TAMPA
ROBERT ANDINO	MIAMI	MARTY MALLOY	GAINESVILLE
CRIS CARPENTER	ST. AUGUSTINE	MATT MANTEI	TAMPA
ANDRE DAWSON	MIAMI	NICK MASSET	ST. PETERSBURG
MATT DUNBAR	TALLAHASSEE	JEFF MATHIS	MARIANNA
SAM DYSON	TAMPA	KEVIN MATTISON	FT. LAUDERDALE
BRIAN ELLINGTON	GAINESVILLE	TERRY MCGRIFF	FORT PIERCE
CARL EVERETT	TAMPA	ANDREW MILLER	GAINESVILLE
JORGE FABREGAS	MIAMI	MICHAEL MORSE	FT. LAUDERDALE
ALEX FERNANDEZ	MIAMI BEACH	ROB MURPHY	MIAMI
JEFF FULCHINO	TITUSVILLE	JUSTIN NICOLINO	ORLANDO
LUIS GONZALEZ	TAMPA	HENRY OWENS	MIAMI
DEE GORDON	WINDERMERE	MIKE RABELO	NEW PORT RICHEY
NICK GREEN	PENSACOLA	TIM RAINES, SR.	SANFORD
LENNY HARRIS	MIAMI	CHRIS RESOP	NAPLES
JAMES HOUSER	SARASOTA	JOHN RIEDLING	FORT LAUDERDALE
BILL HURST	MIAMI BEACH	JARROD SALTALAMACCHIA	WEST PALM BEACH
RYAN JACKSON	ORLANDO	GABY SANCHEZ	MIAMI
CHARLES JOHNSON	FORT PIERCE	GARY SHEFFIELD	TAMPA
HUNTER JONES	PALM BEACH GARDENS	ELIH VILLANUEVA	MIAMI
RYAN JORGENSEN	JACKSONVILLE	CHRIS VOLSTAD	PALM BEACH GARDENS
JOHN KORONKA	CLEARWATER	DOUG WAECHTER	ST. PETERSBURG
CASEY KOTCHMAN	ST. PETERSBURG	RYAN WEBB	CLEARWATER





28 | BRYAN HOLADAY

CATCHER HT 6'0" WT 205 | BATS RIGHT THROWS RIGHT

MLB SERVICE 3 YEARS, 56 DAYS | MLB DEBUT JUNE 6, 2012 VS. CLE (W/DET) | BIRTHPLACE DALLAS, TX

BORN NOVEMBER 19, 1987 | OPENING DAY AGE 30 | CONTRACT STATUS SIGNED THROUGH 2018

ACQUIRED SIGNED AS MINOR LEAGUE FREE AGENT ON NOVEMBER 30, 2017

2017 SUMMARY

- Spent majority of season with Triple-A Toledo in Detroit Tigers organization, appearing in 93 games with Mud Hens. Hit .269 (83x309) and set career highs in hits, doubles (20) and home runs (12).
- Hit first home run of season on April 27 vs. Charlotte, an eighth-inning grand slam that brought Mud Hens to within one of tying game.
- On May 20 at Indianapolis, recorded season-high four hits with three runs scored, one double and three RBI.
- Equaled hit total with 4x4 effort on July 27 vs. Pawtucket. In that game, doubled twice and drove in one run.
- Strung together season-long seven-game hitting streak from June 21-July 1, batting .385 (10x26) over streak.
- Recorded 15 RBI over final 16 games, with two three-RBI games and four two-RBI efforts.
- Had contract selected by Tigers on September 1 and made debut in second game of doubleheader that night against Cleveland. Recorded pinch-hit single in eighth inning.
- Went 2x4 with one double and one RBI in first start, Sept. 2 vs. Cleveland.
- In 13 games with Detroit, hit .241 (7x29) with two doubles and two RBI.

MAJOR LEAGUE CAREER HIGHLIGHTS

- Combined to hit .231 (27x117) in 44 games between Texas and Boston in 2016.
- Began season on Rangers' Opening Day roster before being claimed off waivers by Red Sox on August 5.
- On May 10 vs. White Sox, tied career high with three RBI, all coming on third-inning home run off Carlos Rodon. Also doubled and singled, matching career high with three hits.
- Made only career pitching appearance on July 2 at Minnesota, tossing 1.1 perfect innings.
- Missed nearly one month with bruised left thumb, landing on 15-day disabled list on July 5. Appeared in nine rehab games with Triple-A Round Rock before being reinstated on July 31.
- Hit .281 (18x64) with three runs scored, five doubles, two home runs and 13 RBI in 24 games with Detroit in 2015. Established career high with two home runs (matched total in 2016).
- Spent entire 2014 season with Detroit, appearing in 62 games after making Opening Day roster out of Spring Training.
- Established career bests in games played, at-bats (156), runs scored (14), hits (36), triples (1) and RBI (15).
- Appeared in 16 games with Tigers in 2013, batting career-high .296.
- Hit first Major League home run on August 22 vs. Minnesota (off Andrew Albers).

CAREER BESTS

HITS	3 (3x) — LAST, 8/10/16 vs. CWS
RUNS	2 (7x) — LAST, 5/31/16 at CLE
HOME RUNS	1 (5x) — LAST, 5/31/16 at CLE
RBI	3 (3x) — LAST, 5/10/16 vs. CWS
SB	1 — 4/29/14 at CWS
HITTING STREAK	5 — 5/29/16 to 6/9/16
GRAND SLAMS	—
CAREER PINCH-HIT HR	—
CAREER GAME-ENDING HR	—

MLB DISABLED LIST HISTORY

2015..... BRUISED LEFT THUMB (JULY 5-31)

- Had contract selected by Detroit on June 6, 2012 and made Major League debut that night against Cleveland. Recorded first MLB hit off Jeanmar Gomez, a fifth-inning single to left field.

MINOR LEAGUE CAREER HIGHLIGHTS

- Led all Eastern League catchers with 78 assists in 2011 with Double-A Erie. Was tied for team lead with nine double plays.
- Made professional debut in 2010 after being drafted in sixth round by Detroit.
- Named 20th-best prospect and best defensive catcher in Tigers organization by *Baseball America* following season.

PERSONAL/MISCELLANEOUS

- John Bryan Holaday...he and wife Ashley have one son, John Thomas, and one daughter, Adalynn Mae...earned All-Mountain West Conference honors as a sophomore at Texas Christian University in 2008 after hitting .311 (68x219) with 34 runs scored, 12 doubles, two triples, a home run and 41 RBI in 62 games...batted .300 (61x203) with 39 runs scored, 10 doubles, a triple, 10 home runs and 48 RBI during his junior season at Texas Christian University in 2009 to garner All-Mountain West Conference honors...hit .355 (99x279) with 72 runs scored, 24 doubles, a triple, 17 home runs and 53 RBI in 68 games during his senior season at TCU in 2010 to earn All-Mountain West Conference honors...won the Coleman Company-Johnny Bench Award, the award given annually to the top catcher in collegiate baseball.



HOLIDAY'S BATTING HISTORY

YEAR	CLUB	AVG.	G	AB	R	H	2B	3B	HR	RBI	SH	SF	HBP	BB	SO	SB	CS	OBP	SLG	E
2010	LAKELAND	.220	44	159	14	35	8	0	3	12	0	1	7	21	43	0	0	.335	.327	1
2011	ERIE	.242	95	330	35	80	18	0	7	42	6	4	4	27	76	6	1	.304	.361	9
2012	TOLEDO	.240	75	250	18	60	12	1	2	25	3	2	5	22	43	2	0	.312	.320	8
	DETROIT	.250	6	12	3	3	1	0	0	0	1	0	0	0	2	0	0	.250	.333	0
2013	TOLEDO	.260	80	288	28	75	18	1	4	24	6	3	5	18	57	0	1	.312	.372	5
	DETROIT	.296	16	27	8	8	1	0	1	2	3	0	1	2	3	0	0	.367	.444	2
2014	DETROIT	.231	62	156	14	36	5	1	0	15	2	4	1	8	37	1	1	.266	.276	7
2015	TOLEDO	.224	49	161	18	36	8	0	2	17	2	2	4	10	35	1	1	.282	.311	4
	DETROIT	.281	24	64	3	18	5	0	2	13	0	0	1	13	0	0	0	.292	.453	0
2016	TEXAS	.238	29	84	14	20	6	1	2	13	1	2	2	5	16	0	1	.290	.405	0
	ROUND ROCK	.324	9	34	6	11	1	1	2	8	0	0	1	3	9	0	0	.395	.588	0
	BOSTON	.212	14	33	3	7	1	0	0	1	0	0	0	2	12	0	0	.257	.242	1
2017	TOLEDO	.269	93	309	31	83	20	0	12	50	5	5	6	22	54	0	3	.325	.450	11
	DETROIT	.241	13	29	1	7	2	0	0	2	0	0	0	0	1	0	0	.241	.310	0
	MILB TOTALS	.248	445	1531	150	380	85	3	32	178	22	17	32	123	317	9	6	.314	.370	38
	MLB TOTALS	.244	164	405	46	99	21	2	5	46	7	6	4	18	84	1	2	.279	.343	10

CAREER TRANSACTIONS

2017: Signed by Miami as Minor League free agent on Nov. 30
Signed by Detroit as Minor League free agent on March 30

2016: Signed by Philadelphia as Minor League free agent on December 20

Claimed off waivers by Boston from Texas on August 5

Acquired by Texas from Detroit in exchange for C Bobby Wilson and RHP Myles Jaye on March 29

2010: Selected by Detroit in sixth round of First-Year Player Draft; signed by Tigers' scout Tim Grieve

MARLINS NOTES

MARLINS TO HIT GRAND SLAM AS FIRST HOME RUN

PLAYER	DATE
SCOTT COUSINS	4/21/11 VS. PIT
GIANCARLO STANTON	6/18/10 VS. TB
JEREMY HERMIDA	8/31/05 VS. STL
CRAIG COUNSELL	8/24/97 VS. STL
QUILVIO VERAS	5/5/95 AT MIL
JEFF CONINE	5/1/93 VS. COL





83 | CHRIS HOO

CATCHER HT 5'8" WT 184 | BATS RIGHT THROWS RIGHT

MLB SERVICE **NONE** | BIRTHPLACE **CUPERTINO, CA**

BORN **FEBRUARY 19, 1992** | OPENING DAY AGE **26** | CONTRACT STATUS **SIGNED THROUGH 2018**

ACQUIRED **SELECTED IN 27TH ROUND OF 2014 FIRST-YEAR PLAYER DRAFT**

2017 SUMMARY

- Split fourth professional season between Double-A Jacksonville and Single-A Jupiter, combining on a .188 (22x117) average with four doubles, one home run and seven RBI.
- Began campaign as back-up catcher with Jumbo Shrimp and missed nearly a month due to a left thumb bruise and right wrist contusion. In 11 total games with Jacksonville, hit .350 (7x20) with two RBI. In five pinch-hit at-bats, tallied three hits.
- With Jacksonville, posted .500 (6x12) average with runners on base; .750 (3x4) with runners in scoring position; and .667 (4x6) with RISP and two outs.
- Sent to Jupiter on June 26 and in 31 games hit .155 (15x97) with four doubles, one home run, and five RBI.
- Recorded season-high three hits on August 14 vs. Charlotte, including only home run of season.

- Combined to post career highs in games played (92), at-bats (297), runs (26), hits (59) and doubles (8) in **2015** between Jupiter and Double-A Jacksonville.
- In first professional season, combined to hit .321 (25x78) between GCL Marlins, Rookie-level Batavia and Single-A Greensboro in **2014**.

PERSONAL/MISCELLANEOUS

- Christopher Hoo...played collegiately at Cal-Poly San Luis Obispo and was NCAA Division I Gold Glove catcher in senior year...graduated St. Francis High School in Mountain View, Calif., in 2010...earned first-team All-West Catholic Athletic League honors, was team captain and was named team defensive player of the year.

MINOR LEAGUE CAREER HIGHLIGHTS

- Tied single-season career highs in home runs (2) and RBI (14) with Single-A Jupiter in **2016**.

BATTING HISTORY

YEAR	CLUB	AVG.	G	AB	R	H	2B	3B	HR	RBI	SH	SF	HBP	BB	SO	SB	CS	OBP	SLG	E
2014	GCL MARLINS	.188	7	16	1	3	0	0	0	1	0	0	2	1	0	0	0	.316	.188	0
	BATAVIA	.321	10	28	1	9	4	0	0	1	1	0	4	1	3	0	0	.424	.464	0
	GREENSBORO	.382	13	34	5	13	2	0	0	3	2	0	3	9	8	0	0	.543	.441	1
2015	JUPITER	.201	86	274	23	55	8	0	2	14	6	2	5	25	49	0	1	.278	.252	6
	JACKSONVILLE	.174	6	23	3	4	0	1	0	0	1	0	0	1	3	0	0	.208	.261	0
2016	JUPITER	.210	77	233	19	49	6	0	2	14	3	1	10	17	48	0	0	.291	.262	4
2017	JACKSONVILLE	.350	11	20	0	7	0	0	0	2	0	0	0	3	8	0	0	.435	.350	2
	JUPITER	.155	31	97	5	15	4	0	1	5	0	0	6	13	36	1	0	.293	.227	2
	MILB TOTALS	.214	241	725	57	155	24	1	5	40	13	3	30	70	155	1	1	.308	.270	13

CAREER TRANSACTIONS

2014: Selected by Miami in 27th round of First-Year Player Draft; signed by Marlins' scout Robby Corsaro





NON-ROSTER INVITE

60 | MIKE KICKHAM

PITCHER HT 6'4" WT 220 | BATS LEFT THROWS LEFT

MLB SERVICE 87 DAYS | MLB DEBUT MAY 28, 2013 AT OAKLAND (W/SF) | BIRTHPLACE ST. LOUIS, MO
BORN DECEMBER 12, 1988 | OPENING DAY AGE 29 | CONTRACT STATUS SIGNED THROUGH 2018
ACQUIRED SIGNED AS MINOR LEAGUE FREE AGENT ON FEBRUARY 2, 2017

2017 SUMMARY

- Posted 8-10 record with two complete games, one shutout and 3.65 ERA (145.2 ip/59 er) in 27 appearances (25 starts) between Double-A Jacksonville and Triple-A New Orleans. Innings pitched total was most since tossing 150.1 in 2014.
- Among Marlins farmhands, tied for organization lead in complete games, ranked third in strikeouts (119) and fifth in WHIP (1.15).
- Named to Southern League Midseason All-Star team after posting 4-3 record and 2.26 ERA (71.2/18) in 13 first half appearances (12 starts).
- Began season with three consecutive losses over first seven starts, despite allowing more than three runs just once.
- Made only relief appearance with Jumbo Shrimp on May 7 at Tennessee, tossing 1.0 scoreless inning.
- Followed skid with four-game winning streak over five starts from May 21-June 16. Over stretch, carried 0.55 ERA (32.2/2) and tossed four-hit shutout against Montgomery in second game of doubleheader on June 8.
- Tossed season-high 7.0 innings on May 21 vs. Mississippi. Equaled high on June 2 at Pensacola, June 8 vs. Montgomery and June 30 vs. Mobile.
- Struck out career-high 12 over 6.2 innings on May 27 vs. Jackson to earn Southern League Pitcher of the Week honors for period of May 22-28.
- With Jacksonville, held opponents to three-or-fewer runs in 14 of 17 starts.
- Promoted to New Orleans on July 19 and in nine appearances (eight starts) went 3-3 with 4.28 ERA (48.1/23).
- Opened Triple-A stint with 3.1-inning relief appearance, July 19 at Round Rock.
- In first four starts with Baby Cakes, went 2-1 with 7.65 ERA (20.0/17). Settled in over final four starts, going 1-2 with 1.80 ERA (25.0/5).

MAJOR LEAGUE CAREER HIGHLIGHTS

- Made two relief appearances with World Champion San Francisco Giants in September 2014.
- Appeared in 12 games, including three starts, with Giants in 2013, going 0-3 with 10.16 ERA (28.1/32).
- Had contract selected by Giants on May 28 and made Major League debut that night in Oakland, starting in place of Ryan Vogelsong.
- Made three consecutive starts before moving to bullpen for remainder of time with big league club.
- Struck out career-high six over 5.1 relief innings on July 10 vs. Mets.
- Was first player from Giants 2010 Draft class to reach Majors.

CAREER BESTS

INNINGS PITCHED.....	5.1 (2x) — LAST, 7/10/13 vs. NYM
STRIKEOUTS	6 — 7/10/13 vs. NYM
SCORELESS IP	3.0 — 8/21/13 to 9/4/13
WIN STREAK.....	—
LOSS STREAK.....	3 — 5/28/13 to PRESENT

MLB DISABLED LIST HISTORY

NONE

HONORS AND AWARDS

2017.....	SOUTHERN LEAGUE MIDSEASON ALL-STAR SOUTHERN LEAGUE PITCHER OF THE WEEK (MAY 22-28)
2013.....	PACIFIC COAST LEAGUE PITCHER OF THE WEEK (AUGUST 5-12)
2012.....	EASTERN LEAGUE POSTSEASON ALL-STAR EASTERN LEAGUE PITCHER OF THE WEEK (JULY 30-AUGUST 6)

MINOR LEAGUE CAREER HIGHLIGHTS

- Appeared in five games at Triple-A Tacoma in Seattle's system in 2015 before being claimed off waivers by Texas on May 5.
- Posted 8-8 record with a 4.43 ERA (148.1/73) in 27 starts with Triple-A Fresno in 2014.
- Tied for fourth in Pacific Coast League with 131 strikeouts, ranked fourth in starts and seventh in innings pitched.
- Went unbeaten in 12 consecutive starts from May 25-July 24, going 6-0 with a 2.74 ERA (69.0/21) and 70 strikeouts during stretch.
- In 20 starts with Fresno in 2013, went 7-7 with 4.31 ERA (110.2/53).
- Garnered Pacific Coast League Pitcher of the Week honors for August 5-12, holding opponents scoreless with just two hits allowed over two starts (14.0 ip).
- Was 11-10 with a 3.05 ERA (51 ER, 150.2 IP) in first year at Double-A level with Richmond in 2012.
- Ranked second among Eastern League leaders in strikeouts (137) and opponent batting average (.216), and 4th in ERA (3.05).
- Named Eastern League Pitcher of the Week, July 30-August 6, after going 2-0 with 1.50 ERA (12.0/2) in two starts.
- Went 4-2 with 3.09 ERA (32.0/11) in six second-half starts to earn Eastern League Postseason All-Star honors.

FRONT OFFICE

FIELD AND CLUBHOUSE STAFF

PLAYERS

2017 IN REVIEW

CLUB HISTORY

POSTSEASON HISTORY

PLAYER DEVELOPMENT

2018 OPPONENTS

GENERAL INFORMATION



- Posted 5-10 record with one complete game and 4.11 ERA (111.2/51) in 21 starts with Single-A Augusta in **2011**.

PERSONAL/MISCELLANEOUS

- Michael Joseph Kickham...father, Kevin, played tennis at Truman State...mother, Dana, played volleyball at Florida Southern...brother, Dan, played one season of minor league baseball in the Detroit organization...graduated from Glendale (MO) High School...attended Missouri State University...set the single-season record with 103 strikeouts in 2010...also pitched for Crowder Junior College.

KICKHAM'S PITCHING HISTORY

YEAR	CLUB	W-L	ERA	G	GS	CG	SHO	SV	SVO	IP	H	R	ER	HR	HB	BB	SO	WP	BK
2010	AZL GIANTS	0-0	11.57	3	0	0	0	0	0	2.1	4	3	3	0	0	2	3	0	0
2011	AUGUSTA	5-10	4.11	21	21	0	0	0	0	111.2	112	58	51	9	3	37	103	8	1
2012	RICHMOND	11-10	3.05	28	27	1	1	0	0	150.2	119	57	51	8	2	75	137	9	3
2013	FRESNO	7-7	4.31	20	20	0	0	0	0	110.2	105	60	53	9	0	49	90	1	0
	SAN FRANCISCO	0-3	10.16	12	3	0	0	0	0	28.1	46	34	32	8	0	10	29	2	0
2014	FRESNO	8-8	4.43	27	27	0	0	0	0	148.1	171	92	73	8	5	64	131	10	0
	SAN FRANCISCO	0-0	22.50	2	0	0	0	0	0	2.0	8	5	5	1	0	1	1	0	0
2015	TACOMA	0-2	7.29	5	5	0	0	0	0	21.0	18	17	17	3	2	28	12	0	0
	ROUND ROCK	1-0	6.00	7	0	0	0	0	0	6.0	3	4	4	0	2	7	4	1	0
2016	RICHMOND	0-1	6.75	6	0	0	0	0	0	10.2	20	10	8	0	0	4	7	1	0
2017	JACKSONVILLE	5-7	3.33	18	17	2	1	0	0	97.1	88	36	36	9	4	16	86	5	1
	NEW ORLEANS	3-3	4.28	9	8	0	0	0	0	48.1	55	25	23	5	0	8	33	0	1
	MILB TOTALS	40-48	4.06	144	125	3	2	0	0	707.0	695	362	319	51	18	290	606	35	6
	MLB TOTALS	0-3	10.98	14	3	0	0	0	0	30.1	54	39	37	9	0	11	30	2	0

BATTING HISTORY

YEAR	CLUB	AVG.	G	AB	R	H	2B	3B	HR	RBI	SH	SF	HBP	BB	SO	SB	CS	OBP	SLG	E
2013	SAN FRANCISCO	.167	10	6	0	1	1	0	0	0	0	0	0	0	1	0	0	.167	.333	1
	MLB TOTALS	.167	12	6	0	1	1	0	0	0	0	0	0	0	1	0	0	.167	.333	0

CAREER TRANSACTIONS

- 2017:** Signed by Miami as Minor League free agent on February 2
- 2016:** Signed by San Francisco as a Minor League free agent on January 11
- 2015:** Claimed off waivers by Texas from Seattle on May 5, 2015
Acquired by Seattle from Chicago-NL in exchange for RHP Lars Huijjer on January 14

- 2014:** Claimed off waivers by Chicago-NL from San Francisco on December 14
- 2010:** Selected by San Francisco in sixth round of First-Year Player Draft; signed by Giants' scout Hugh Walker

MARLINS NOTES

MARLINS SINGLE-SEASON STARTING PITCHER ROOKIE LEADERS

WINS	ERA*	STRIKEOUTS	AVERAGE AGAINST			
DONTRELLE WILLIS ('03)	JOSÉ FERNÁNDEZ ('13)	2.19	JOSÉ FERNÁNDEZ ('13)	187	JOSÉ FERNÁNDEZ ('13)	.182
JOSÉ FERNÁNDEZ ('13)	JOSH JOHNSON ('06)	3.03	SCOTT OLSEN ('06)	166	JOSH BECKETT ('02)	.237
SCOTT OLSEN ('06)	DONTRELLE WILLIS ('03)	3.30	DONTRELLE WILLIS ('03)	142	SCOTT OLSEN ('06)	.239
JOSH JOHNSON ('06)	SCOTT OLSEN ('06)	4.04	JESUS SÁNCHEZ ('97)	130	JOSH JOHNSON ('06)	.241
BRIAN MEADOWS ('98)	JOSH BECKETT ('02)	4.21	JOSH JOHNSON ('06)	123	DONTRELLE WILLIS ('03)	.245
ANIBAL SÁNCHEZ ('06)	JESUS SÁNCHEZ ('98)	4.50	CHUCK SMITH ('00)	118	TONY SAUNDERS ('97)	.246

*-MIN. 20 GAMES STARTED

*-MIN. 20 GAMES STARTED





74 | BRAXTON LEE

OUTFIELD HT 5'10" WT 185 | BATS LEFT THROWS RIGHT

MLB SERVICE NONE | BIRTHPLACE PICAYUNE, MS

BORN AUGUST 23, 1993 | OPENING DAY AGE 24 | CONTRACT STATUS SIGNED THROUGH 2018

ACQUIRED FROM TAMPA BAY WITH RHP ETHAN CLARK IN EXCHANGE FOR INF ADEINY HECHAVARRIA ON JUNE 26, 2017

2017 SUMMARY

- Spent entire season in Double-A, appearing in 67 games with Montgomery and 60 with Jacksonville following midseason trade to Marlins from Tampa Bay.
- Won Southern League batting title after hitting career-best .309 (147x476). Also led league in hits; ranked second in runs scored (81) and fourth in on-base percentage (.395).
- Set career highs in runs scored, hits, doubles (21), home runs (3), RBI (37), walks (65), on-base percentage (.395), slugging percentage (.384), and OPS (.779); tied career high with three triples (also, 2016). Also had career-best 43 multi-hit games (previous high, 27 in 2015).
- Slugged first professional home run on April 9, a solo shot in third inning of Biscuits' 6-1 win over Biloxi.
- Drove in nine runs in April, tying his single-month high (also, July 2016). Repeated single-month best of nine RBI in July.
- Posted a 33-game on-base streak from April 18-May 25 (.341/45x132, 5 2b, 2 3b, hr, 10 rbi, 18 bb). Streak was second-longest in Southern League, behind a 36-game streak by Mobile's Forrestt Allday.
- Recorded career-best streak of five consecutive multi-hit games, all two-hit efforts, from May 15-21 (10x20, 3 2b, 2 rbi).
- Set season high and tied career high with two stolen bases on May 18 against Jackson (7x; last, 7/24/16 at BIR).
- Earned first career Player of the Week award for May 15-21; went 11x23 (.478) in six games, with three doubles, two RBI, and four stolen bases for Biscuits.
- Named to first career All-Star team after hitting .311 (76x244) with nine doubles, two triples, two home runs, 16 RBI, and 10 stolen bases prior to break (ASG was cancelled due to rain).
- Batted .337 in both May (35x104) and June (30x89), his highest career average in a full month. His 35 hits in May also marked a career-best total for any month.
- Acquired by Miami on June 26 and assigned to Jacksonville; went 2x4 with an RBI in his first game with Jumbo Shrimp on June 28.
- Tied career highs with four hits (5x; last, 4/10 vs. BLX) and three RBI (4x; last, 4/20 at JXN) on June 29 vs. Mobile.
- Recorded a hit in first five games with Jumbo Shrimp, going 11x20 (.550) with two doubles, a home run, six RBI, and four multi-hit games.
- Posted career-best 13-game hitting streak from June 15-July 2 (.460/23x50, 3 2b, 3b, hr, 6 rbi); also had a 12-game hitting streak from May 11-22 (.388/19x49, 3 2b, 3b, 3 rbi).
- Named Southern League Player of the Week for June 26-July 2 (.571 AVG/12x21, 2 2b, 3 3b, hr, 6 rbi); marked second award of season and career.
- Batted in leadoff spot in 110 of 127 games; hit .307 (135x440) with 75 runs scored, 20 doubles, two triples, and 35 RBI.

HONORS AND AWARDS

2017 SOUTHERN LEAGUE
MIDSEASON AND POSTSEASON ALL-STAR
SOUTHERN LEAGUE PLAYER OF THE WEEK
(MAY 15-21 & JUNE 26-JULY 2)
ARIZONA FALL LEAGUE RISING STAR

2015 RAYS' ORGANIZATIONAL
DEFENSIVE PLAYER OF THE YEAR

- Led Jacksonville in hits, walks, and stolen bases (20); tied for second on team in doubles.
- Named to Southern League Postseason All-Star team; batted .306 (71x232) with 12 doubles, a triple, a home run, 21 RBI, and a .406 on-base percentage in second half.
- Hit .143 (2x14) with a run scored, a double, and an RBI in three postseason games.
- Appeared in 20 games for Salt River in the Arizona Fall League; hit .347 (26x75) with two doubles, a triple, seven RBI, and eight stolen bases. Played in AFL Fall Stars Game, and finished season second on team (sixth in AFL) in batting average and third on team (fourth in AFL) in stolen bases.

MINOR LEAGUE CAREER HIGHLIGHTS

- In 2016, hit career-best three triples in first season in Double-A. Spent entire year with Montgomery, batting .209 (81x387) in 110 games.
- Set career high with two doubles on May 26 vs. Jackson. Matched high again on July 15 against Tennessee.
- Had season-high eight-game hitting streak from June 24-July 2 (.257/9x35), and ended season on a six-game hitting streak (.364/8x22, 5 RBI).
- Stole career-high and team-leading 23 bases in 2015 with Single-A Charlotte.
- Ranked 10th in the Florida State League with a .281 (105x374) batting average.
- Had streak of four straight multi-hit games from April 17-21, going 9x17 (.529) in that span.
- Posted eight-game hitting streak from August 25-September 3 (.464/13x28).
- Batted career-best .303 (23x76) with a double and 24 RBI with runners in scoring position.
- Went 10x25 (.400) with a double and two RBI in six playoff games as Stone Crabs won FSL title, beating Daytona 3-1.
- Named Rays' Minor League Defensive Player of the Year, after posting .988 fielding percentage and committing four errors in 329 total chances.

FRONT OFFICE

FIELD AND CLUBHOUSE STAFF

PLATERS

2017 IN REVIEW

CLUB HISTORY

POSTSEASON HISTORY

PLAYER DEVELOPMENT

2018 OPPONENTS

GENERAL INFORMATION

119



- Made professional debut in **2014** with Short-Season-A Hudson Valley, hitting .287 (58x202) in 51 games. Ranked third on team in average and runs scored.
- Went 4x10 with a double in three games in the New York-Penn League playoffs.

PERSONAL/MISCELLANEOUS

- Braxton Russell Lee...part of 2014 draft class that saw nine Ole Miss players selected in that year's draft, the most of any school... hit .281 with nine doubles, 25 RBI and 56 runs scored for the Rebels as they won the SEC Western Division and finished third at the 2014 College World Series in Omaha, NE...played two years at Pearl River Community College before transferring to Ole Miss...earned All-MACJC, All-State and All-Region selections both seasons at Pearl River...hit .406 as a sophomore, leading Pearl River to the MACJC South Division title that year...also hit .365 with 29 stolen bases as a freshman...lettered all four years at Picyune High School, earning All-District and All-State selections.

LEE'S BATTING HISTORY

YEAR	CLUB	AVG.	G	AB	R	H	2B	3B	HR	RBI	SH	SF	HBP	BB	SO	SB	CS	OBP	SLG	E
2014	HUDSON VALLEY	.287	51	202	36	58	7	1	0	13	4	1	1	19	33	12	9	.350	.332	1
2015	CHARLOTTE	.281	115	374	48	105	7	1	0	24	7	2	3	36	67	23	13	.347	.305	4
2016	MONTGOMERY	.209	110	387	35	81	12	3	0	25	11	1	2	30	58	13	10	.269	.256	5
2017	MONTGOMERY	.321	67	262	47	84	9	3	2	16	4	1	2	29	56	12	11	.391	.401	2
	JACKSONVILLE	.294	60	214	34	63	12	0	1	21	7	3	3	36	48	8	2	.398	.364	2
	MILB TOTALS	.272	403	1439	200	391	47	8	3	99	33	8	11	150	262	68	45	.343	.322	14

CAREER TRANSACTIONS

2017: Acquired by Miami from Tampa Bay with RHP Ethan Clark in exchange for INF Adeiny Hechavarria on June 26

2014: Selected by Tampa Bay in 12th round of First-Year Player Draft; signed by Rays' scout Rickey Drexler



- Photo Credit: Roger Hoover 2017



78 | PABLO LÓPEZ

PITCHER HT 6'3" WT 200 | BATS RIGHT THROWS RIGHT

MLB SERVICE NONE | BIRTHPLACE CABIMAS, VEN

BORN MARCH 7, 1996 | OPENING DAY AGE 22 | CONTRACT STATUS SIGNED THROUGH 2018

ACQUIRED FROM SEATTLE WITH OF BRAYAN HERNANDEZ, RHP BRANDON MILLER AND RHP LUKAS SCHIRALDI IN EXCHANGE FOR RHP DAVID PHELPS ON JULY 20, 2017

2017 SUMMARY

- Spent season at Single-A level in Seattle and Miami organizations, making 19 appearances (18 starts) for Modesto Nuts to start season and eight appearances (six starts) for Jupiter Hammerheads following July 20 trade.
- Set career highs with 8.0 innings pitched and nine strikeouts on July 7 at San Jose, allowing just one run on two hits and picking up final win in Seattle organization.
- That outing ended a three-game stretch in which he went 2-0, striking out 18 and allowing just four runs over 22.0 innings (1.64 ERA).
- Over final five starts for Modesto, went 2-1 with a 2.41 ERA (33.2 ip/9 er).
- Made Jupiter debut on July 26 vs. Florida, allowing two runs on seven hits and a walk over 6.0 innings, with six strikeouts.
- Did not earn a win for Hammerheads, going 0-3, but posted 2.18 ERA (45.1/11).
- In first relief outing for Jupiter, on August 12, took over for rehabbing Kyle Barraclough in second inning and tossed 7.0 frames, allowing just one run on five hits, striking out eight.

MINOR LEAGUE CAREER HIGHLIGHTS

- Spent 2016 campaign with Single-A Clinton, making season debut on May 28.
- Made 17 appearances (13 starts), going 6-1 with a 1.88 ERA (71.2/15) in his starts.
- Tossed at least 6.0 innings in eight of his starts.
- Returned from Tommy John surgery rehab on June 20, 2015 with the Arizona League Mariners.
- Picked up a relief win in season debut at AZL Padres (1.0 ip, 3 h).
- Made 12 appearances (three starts) overall, going 2-0, 3.25 (27.2/10) out of bullpen and 0-1, 2.79 (9.2/3) as starter.
- Had second-lowest walks-per-9.0 innings rate among AZL relievers (0.98).
- Missed 2014 season following UCL surgery on November 11, 2013.
- Made professional debut in 2013 with Venezuelan Summer League Mariners on May 23 vs. VSL Detroit.
- Over first eight starts, went 6-0 with 2.30 ERA (43.0/11).
- Finished campaign second in VSL in WHIP (0.93) and opponent average (.209), and fourth in wins and ERA.
- Picked up first career win in second start, on May 29 vs. VSL Tampa Bay, tossing 5.0 shutout innings (1 h, 4 so).

PERSONAL/MISCELLANEOUS

- Pablo Jose López.

PITCHING HISTORY

YEAR	CLUB	W-L	ERA	G	GS	CG	SHO	SV	SVO	IP	H	R	ER	HR	HB	BB	SO	WP	BK
2013	VSL MARINERS	7-1	2.57	12	12	0	0	0	0	66.2	51	25	19	2	5	11	38	5	1
2014	--- INJURED - DID NOT PLAY ---																		
2015	AZL MARINERS	2-1	3.13	12	3	0	0	0	0	37.1	37	20	13	1	3	6	26	3	2
2016	CLINTON	7-1	2.13	17	13	0	0	0	0	84.1	68	22	20	4	3	9	56	3	1
2017	MODESTO	5-8	5.04	19	18	0	0	0	0	100.0	113	63	56	6	2	13	89	7	3
	JUPITER	0-3	2.18	8	6	0	0	0	0	45.1	42	13	11	0	5	7	32	3	0
MLB TOTALS		21-14	3.21	68	52	0	0	0	0	333.2	311	143	119	13	18	46	241	21	7

CAREER TRANSACTIONS

2017: Acquired by Miami with OF Brayan Hernandez, RHP Brandon Miller and RHP Lukas Schiraldi from Seattle in exchange for RHP David Phelps on July 20

2012: Signed by Seattle as a non-drafted free agent on July 4; signed by Mariners' scouts Bob Engle and Emilio Carrasquel





89 | CHRIS MAZZA

NON-ROSTER INVITE

PITCHER HT 6'4" WT 172 | BATS RIGHT THROWS RIGHT

MLB SERVICE NONE | BIRTHPLACE WALNUT CREEK, CA

BORN OCTOBER 17, 1989 | OPENING DAY AGE 28 | CONTRACT STATUS SIGNED THROUGH 2018

ACQUIRED SIGNED AS MINOR LEAGUE FREE AGENT ON AUGUST 4, 2015

2017 SUMMARY

- In sixth professional season, posted 4-7 record with 3.01 ERA (146.2 ip/49 er) in 28 games (26 starts) for Double-A Jacksonville.
- Owned 18.00 ERA (2.0/4) in two relief outings, while posting a 2.80 ERA (144.2/45) as starter.
- Established career highs in games, starts, innings pitched and strikeouts (93).
- Among Marlins farmhands, ranked third among qualifying pitchers (min. 100 IP) in ERA, and fourth in innings pitched, walks (41), and opponents average (.251).
- Ranked second among Jacksonville pitchers in starts, innings pitched and strikeouts.
- ERA ranked fifth among qualifying Southern League starters.
- Two of first six appearances were out of bullpen, including first appearance of season, April 6 at Mississippi. Second bullpen outing was on May 1 vs. Mobile.
- Over first six appearances, was 0-1 with 4.88 ERA (24.0/13) and three home runs allowed. Over final 20 starts of season, posted 4-6 record with 2.64 ERA (122.2/36) and only allowed four HR.
- Dropped five straight decisions from May 28-July 29, despite a 3.05 ERA (62.0/21) over those 12 starts. Tossed 17.0 consecutive scoreless frames over three starts from June 13-25.
- Tossed career-high 8.1 innings on August 3 at Biloxi, allowing no runs and just two hits.
- Struck out career-best nine over 6.0 innings in following start, Aug. 10 vs. Mississippi.

MINOR LEAGUE CAREER HIGHLIGHTS

- Posted career high with eight wins over 30 appearances (17 starts) between three levels in 2016. Prior to 2016 campaign had never made a professional start.
- Spent majority of season at Jacksonville, going 6-5 with 4.16 ERA (80.0/37) over 19 appearances (14 starts).
- Ranked third on staff in wins, tied for third in starts and fourth in innings pitched.
- Made seven appearances between GCL Twins and Single-A Cedar Rapids in Minnesota's system in 2015 prior to being released and signed by Miami on August 4.
- Began campaign on seven-day disabled list recovering from offseason surgery to repair a broken scaphoid bone in right wrist.
- Spent entire 2014 season in Cedar Rapids bullpen.
- Walked just 11 compared to striking out 62 in 48.1 innings.

PERSONAL/MISCELLANEOUS

- Christopher James Mazza...was first player from Menlo Junior College (CA) to ever be drafted...is school career record holder in triples (tied), is tied for second in saves, ranks third in RBI, tied for fourth in home runs, fourth in hits, sixth in doubles, and tied for seventh in runs scored...in 2011 helped lead Oaks to their first ever Conference title with a team-leading .337 batting average, five home runs and 41 RBI while owning a 2.37 ERA and nine saves.

PITCHING HISTORY

YEAR	CLUB	W-L	ERA	G	GS	CG	SHO	SV	SVO	IP	H	R	ER	HR	HB	BB	SO	WP	BK
2012	GCL TWINS	2-1	0.60	9	0	0	0	1	2	15.0	12	4	1	0	0	1	13	0	0
	ELIZABETHTON	3-1	3.45	9	0	0	0	0	0	15.2	15	8	6	1	1	1	15	0	0
2013	CEDAR RAPIDS	0-0	6.23	7	0	0	0	2	2	8.2	12	6	6	0	0	3	10	2	0
2014	CEDAR RAPIDS	4-4	2.79	25	0	0	0	0	1	48.1	47	16	15	1	1	11	62	4	0
2015	GCL TWINS	0-0	3.00	5	0	0	0	0	0	6.0	5	2	2	0	0	1	5	0	0
	CEDAR RAPIDS	0-0	9.00	2	0	0	0	0	0	3.0	5	3	3	0	0	2	2	0	0
	JUPITER	0-1	3.60	11	0	0	0	3	4	15.0	12	8	6	1	0	4	11	3	0
2016	JUPITER	1-0	1.20	7	0	0	0	0	1	15.0	12	3	2	1	6	2	8	2	0
	GCL MARLINS	1-1	0.00	4	3	0	0	0	0	5.0	2	1	0	0	0	0	3	0	0
	JACKSONVILLE	6-5	4.16	19	14	0	0	0	0	80.0	78	41	37	8	3	28	51	2	0
2017	JACKSONVILLE	4-7	3.01	28	26	0	0	0	0	146.2	138	56	49	7	13	41	93	4	1
	MLB TOTALS	21-20	3.19	126	43	0	0	6	10	358.1	338	148	127	19	24	94	273	17	1

CAREER TRANSACTIONS

2015: Signed by Miami as Minor League free agent on August 4

2011: Selected by Minnesota in 27th round of First-Year Player Draft; signed by Twins' scout Elliott Strankman





NON-ROSTER INVITE

86 | BEN MEYER

PITCHER HT 6'5" WT 180 | BATS RIGHT THROWS RIGHT

MLB SERVICE NONE | BIRTHPLACE MINNEAPOLIS, MN

BORN JANUARY 30, 1993 | OPENING DAY AGE 25 | CONTRACT STATUS SIGNED THROUGH 2018

ACQUIRED SELECTED IN 29TH ROUND OF 2015 FIRST-YEAR PLAYER DRAFT

2017 SUMMARY

- Combined to go 6-3 with one save and 2.02 ERA (111.1 ip/25 er) in 32 games (12) starts between Single-A Greensboro and Single-A Jupiter.
- Established career highs in wins, innings pitched and strikeouts (134). Ranked second among organizational pitchers in strikeouts.
- Began season at Greensboro, and in 12 games went 2-0 with 2.15 ERA (29.1/7) with six walks and 40 strikeouts.
- Earned first win in first appearance of season, April 7 vs. Hickory, tossing 2.1 innings.
- Claimed second win on May 20 vs. Delmarva in 2.0-inning outing.
- Of 12 appearances in Greensboro, all but two went 2.0-or-more innings. Tossed season-high 4.0 relief innings on April 20 vs. Augusta.
- Promoted to Jupiter on May 25 and in 20 games (12 starts), owned 4-3 record with 1.98 ERA (82.0/18).
- Led Florida State League in ERA and WHIP (0.93) from time of promotion through end of season. Ranked second in strikeouts (94) and average against (.201) over same span.
- First five appearances with Jupiter came out of bullpen, allowing just one run over 10.0 innings.
- Earned first win with Jupiter in debut, May 28 vs. Bradenton. Allowed one hit with five strikeouts over 2.0 innings.
- Made first start with Hammerheads on June 23 at Palm Beach, allowing one run on three hits with no walks and four strikeouts over 4.0 innings.
- Struck out nine batters in July 4 loss at Florida City, marking season high.
- Tossed season-high 7.0 innings in July 9 win vs. St. Lucie. Allowed two hits, one run and one walk while striking out six.

- Earned third career save on July 24 at Daytona, tossing season-high tying 4.0 scoreless relief innings. Allowed two hits and struck out four.
- Tied season-high with 7.0 innings on July 29 vs. Lakeland. Surrendered four hits and one unearned run with no walks and six strikeouts.
- Made five starts with Salt River in Arizona Fall League, going 0-1 with 6.00 ERA (24.0/16).

MINOR LEAGUE CAREER HIGHLIGHTS

- Spent second professional season at Single-A Greensboro in **2016**, going 4-11 with 3.62 ERA (97.0/39), one save and 94 strikeouts over 33 appearances (10 starts).
- Ranked second on Greensboro staff in appearances, innings pitched and strikeouts.
- Made professional debut with GCL Marlins in **2015**. Also saw action at Single-A Greensboro and Single-A Jupiter, combining on 1-2 record with two saves and 2.75 ERA (35.0/10) in 17 appearances.

PERSONAL/MISCELLANEOUS

- Benjamin K. Meyer...finished collegiate career at Minnesota with 13-17 record and 3.07 ERA (288.0/98) over 59 appearances (39 starts)...was second on Golden Gophers all-time innings pitched list and seventh in strikeouts (219)...earned Gold Gopher's David Winfield Pitcher of the Year award in senior season after going 4-6 with 4.31 ERA in 14 starts...graduated from Totino Grace High School (MN) and was an all-city selection as a senior and all-conference honoree as a junior and senior...has older twin sisters (Jamie and Jody) who played basketball at Abilene Christian.

PITCHING HISTORY

YEAR	CLUB	W-L	ERA	G	GS	CG	SHO	SV	SVO	IP	H	R	ER	HR	HB	BB	SO	WP	BK
2015	JUPITER	0-2	3.18	11	0	0	0	0	0	22.2	23	9	8	0	2	12	15	2	0
	GCL MARLINS	0-0	0.00	4	0	0	0	2	2	7.0	2	0	0	0	1	1	8	1	0
	GREENSBORO	1-0	3.38	2	0	0	0	0	0	5.1	4	2	2	0	0	1	7	1	0
2016	GREENSBORO	4-11	3.62	33	10	0	0	1	2	97.0	93	45	39	11	11	21	94	1	1
2017	GREENSBORO	2-0	2.15	12	0	0	0	0	0	29.1	22	9	7	3	4	6	40	3	0
	JUPITER	4-3	1.98	20	12	0	0	1	1	82.0	59	24	18	0	7	17	94	2	0
MILB TOTALS		11-16	2.74	82	22	0	0	4	5	243.1	203	89	74	14	25	58	258	10	1

CAREER TRANSACTIONS

2015: Selected by Miami in 29th round of First-Year Player Draft; signed by Marlins' scout Nick Zumsande

FRONT OFFICE

FIELD AND CLUBHOUSE STAFF

PLAYERS

2017 IN REVIEW

CLUB HISTORY

POSTSEASON HISTORY

PLAYER DEVELOPMENT

2018 OPPONENTS

GENERAL INFORMATION





81 | PETER MOONEY

INFIELD | HT 5'6" WT 155 | BATS LEFT THROWS RIGHT

MLB SERVICE **NONE** | BIRTHPLACE **LOXAHATCHEE, FL**

BORN **AUGUST 19, 1990** | OPENING DAY AGE **27** | CONTRACT STATUS **SIGNED THROUGH 2018**

ACQUIRED **SIGNED AS MINOR LEAGUE FREE AGENT ON DECEMBER 15, 2015**

2017 SUMMARY

- Started 93 games at shortstop for Triple-A New Orleans, while also making 11 starts at second base and six at third base.
- Tied single-season career high with four home runs, and set new career highs with 34 RBI, 18 doubles, and seven sacrifice hits.
- Had 10 RBI each in July and August, one short of his career high for any month (11 in August 2011).

MINOR LEAGUE CAREER HIGHLIGHTS

- Earned Southern League Midseason All-Star honors in **2016** with Double-A Jacksonville.
- Combined to hit .316 (42x133) in April and May, on the way to a .281 (55x196) average in first half.
- Season with Jacksonville briefly interrupted by first career call-up to Triple-A, from July 7-9; combined to go 2x7 with three RBI in two games with Zephyrs before returning to Suns.
- Spent **2015** in independent ball, appearing in 95 games for New Jersey Jackals in Canadian-American Association.
- Opened **2014** with Double-A New Hampshire in Toronto system, batting .161 (5x31) in nine games before being sent to Single-A Dunedin.
- After losing a season to injury, returned in **2013** and hit .261 (42x161) prior to Florida State League All-Star break for Dunedin.
- Missed all of **2012** season due to torn right labrum.

HONORS AND AWARDS

2016..... SOUTHERN LEAGUE MIDSEASON ALL-STAR

- Made professional debut in **2011**, making three stops in Toronto's system.
- Debuted with three games for Gulf Coast League Blue Jays, going 1x4 with a triple in first career game, on July 29 at GCL Tigers.
- Hit .260 over 21 games with Rookie-level Bluefield in Appalachian League from August 3-28 before finishing season with seven-game stop at Single-A Lansing.
- Posted a hit in first six games with Lugnuts, batting .429 (9x21) with two doubles and two triples.

PERSONAL/MISCELLANEOUS

- Peter R. Mooney...attended the University of South Carolina (2011) and Palm Beach Community College (2009-10)...won Rawlings NJCAA National Gold Glove (shortstop) in 2009 and 2010...earned FCCAA All-Southern Conference first-team honors as a freshman at PBCC...older brother Michael (born 1988) was an infielder for the University of Florida and drafted by Baltimore in 23rd round of 2009 First-Year Player Draft...younger brother Marcus (born 1994) also played shortstop at PBCC (2013) before moving on to South Carolina (2014-16); was a 10th round pick by Atlanta in 2016 and spent 2017 with Single-A Rome.

BATTING HISTORY

YEAR	CLUB	AVG.	G	AB	R	H	2B	3B	HR	RBI	SH	SF	HBP	BB	SO	SB	CS	OBP	SLG	E				
2011	GCL BLUE JAYS	.300	3	10	2	3	1	1	0	1	1	1	0	2	2	0	0	.385	.600	0				
	BLUEFIELD	.260	21	77	19	20	7	2	1	11	1	2	0	17	13	1	0	.385	.442	3				
	LANSING	.360	7	25	3	9	2	2	0	1	0	0	0	5	5	0	1	.467	.600	2				
2012									--- INJURED --- DID NOT PLAY---															
2013	DUNEDIN	.244	80	262	35	64	8	3	2	22	1	2	4	47	38	6	2	.365	.321	10				
2014	NEW HAMPSHIRE	.161	9	31	2	5	1	0	0	4	0	0	0	1	7	0	0	.188	.194	8				
	DUNEDIN	.234	54	184	20	43	8	0	0	15	4	5	4	27	32	1	1	.336	.277	2				
2015	NEW JERSEY (IND)	.263	95	354	65	93	13	3	4	27	4	2	5	58	32	8	5	.263	.372	12				
2016	NEW ORLEANS	.286	2	7	1	2	0	0	0	3	0	0	1	2	0	0	0	.375	.286	0				
	JACKSONVILLE	.258	119	399	45	103	16	1	4	29	3	1	3	41	44	3	3	.331	.333	8				
2017	NEW ORLEANS	.213	116	403	49	86	18	4	4	34	7	1	1	43	62	2	1	.290	.308	15				
	MILB TOTALS	.240	411	1398	176	335	61	13	11	120	17	12	12	184	205	13	8	.331	.325	48				

CAREER TRANSACTIONS

2015: Signed by Miami as Minor League free agent on December 15

2011: Selected by Toronto in 21st round of First-Year Player Draft; signed by Blue Jays' scout John Hendricks

2010: Selected by St. Louis in 46th round of First-Year Player Draft; did not sign

2009: Selected by Chicago-NL in 37th round of First-Year Player Draft; did not sign





70 | JAMES NEEDY

PITCHER HT 6'6" WT 230 | BATS RIGHT THROWS RIGHT

MLB SERVICE NONE | BIRTHPLACE SAN DIEGO, CA

BORN MARCH 30, 1991 | OPENING DAY AGE 26 | CONTRACT STATUS SIGNED THROUGH 2018

ACQUIRED SIGNED AS MINOR LEAGUE FREE AGENT ON JUNE 1, 2017

2017 SUMMARY

- Opened season with Sioux City Explorers in the independent American Association.
- Was Sioux City's opening day starter and struck out nine batters over 5.1 innings.
- Explorers won all three of his starts prior to signing by Marlins on June 1; posted a 2.93 ERA in that time.
- Made Marlins debut on June 21 vs. Fort Myers, first of seven starts with Single-A Jupiter.
- Took a loss, allowing two runs on two hits and three walks over 4.0 innings. Rebounded with first win on June 27 vs. Florida, allowing just one unearned run in 6.0 innings.
- Tossed season-high 7.0 innings in third start, on July 2 vs. Lakeland; did not allow a run on four hits and one walk, with six strikeouts.
- Shut out opponents in three starts for Jupiter overall, including final outing on August 24 vs. Palm Beach (5.0 ip).
- Finished season with two starts for Double-A Jacksonville. Made debut on Aug. 30 at Biloxi and tossed 6.0 shutout innings.
- Pitched for Salt River in Arizona Fall League. Went 1-0 with 4.67 ERA (17.1 ip/9 er) in six appearances (four starts).

MINOR LEAGUE CAREER HIGHLIGHTS

- Missed all of 2016 recovering from Tommy John surgery.
- Split 2015 between Triple-A El Paso (16 starts) and Double-A San Antonio (eight starts) in San Diego's system.
- Opened season with El Paso; went 1-3, 8.13 (27.2/25) in June and was transferred to San Antonio.
- Opened stint with Missions by winning first four starts, with a 2.17 ERA (29.0/7).
- Tossed 9.0-inning complete game on July 19 vs. Frisco, allowing just one run on two hits and three walks, with seven strikeouts, marking second career 9.0-inning complete game.
- In 2014, went 4-3 with a 2.38 ERA (75.2/20) in 14 appearances (13 starts) prior to All-Star break, earning Texas League Midseason All-Star honors.
- Went 6-2, 3.47 (70.0/27) in 12 appearances (11 starts) after the break, garnering Postseason All-Star honors.
- After going 0-3, 4.71 (21.0/11) over first five starts of season, went 8-0, 2.37 (102.1/27) over next 17 appearances (16 starts) from May 9-August 5.
- Tossed first 7.0 innings of a combined no-hitter for Double-A San Antonio on July 30.
- Spent all of 2013 with Single-A Lake Elsinore, making 27 starts.
- Went 3-2 with 3.32 ERA (62.1/23) in 13 first-half starts, but was 7-3, 4.14 (71.2/33) in 14 second-half starts.
- Held opponents to .234 average with runners in scoring position.

HONORS AND AWARDS

2017:..... ARIZONA FALL LEAGUE PITCHER OF THE WEEK (NOVEMBER 6-12)

2014:..... TEXAS LEAGUE MIDSEASON AND POSTSEASON ALL-STAR TEXAS LEAGUE PLAYER OF THE WEEK (JUNE 24-29) TEXAS LEAGUE PITCHER OF THE WEEK (JULY 28-AUGUST 3)

- Spent bulk of 2012 with Single-A Fort Wayne.
- First 28 appearances came out of bullpen, going 5-1 with one save and a 1.73 ERA (62.1/12).
- Last four outings were starts. In final start of season, tossed 9.0 inning complete game vs. West Michigan, allowing one unearned run on four hits, with five strikeouts, but took loss in a 1-0 game.
- Opened 2011 campaign on June 23 with Short-Season A Eugene; went 0-4, 5.56 through 10 appearances (nine starts) before transfer to Arizona League Padres in mid-August.
- Missed all of 2010 season due to left knee strain suffered in Spring Training.
- Made professional debut with AZL Padres in 2009.
- Tossed 4.0 shutout innings in first career start, on August 14 vs. AZL Rangers; earned first career win in start on Aug. 25 vs. AZL Royals (5.0 ip, 3 h, r, er, bb, 4 so).

PERSONAL/MISCELLANEOUS

- James Patrick Michael Needy... attended Santana High School in San Diego, Calif... played in USA Baseball's Tournament of the Stars in 2008.

MARLINS NOTES

MARLINS NO-HITTERS

PITCHER	DATE
EDINSON VOLQUEZ	June 3, 2017 vs. ARI 9.0 ip, 0 h, 0 r, 0 er, 2 bb, 10 so, 98 pitches/65 strikes
HENDERSON ALVAREZ	Sept. 29, 2013 vs. DET 9.0 ip, 0 h, 0 r, 0 er, 1 bb, 4 so, hbp, 99/66
ANIBAL SÁNCHEZ	Sept. 6, 2006 vs. ARI 9.0 ip, 0 h, 0 r, 0 er, 4 bb, 6 so, 103/67
A.J. BURNETT	May 12, 2001 at SD 9.0 ip, 0 h, 0 r, 0 er, 9 bb, 7 so, hbp, wp, 128/65
KEVIN BROWN	June 10, 1997 at SF 9.0 ip, 0 h, 0 r, 0 er, 0 bb, 7 so, hbp, 99/68
AL LEITER	May 11, 1996 vs. COL 9.0 ip, 0 h, 0 r, 0 er, 2 bb, 6 so, hbp, 104/59

FRONT OFFICE

FIELD AND CLUBHOUSE STAFF

PLAYERS

2017 IN REVIEW

CLUB HISTORY

POSTSEASON HISTORY

PLAYER DEVELOPMENT

2018 OPPONENTS

GENERAL INFORMATION



NEEDY'S PITCHING HISTORY

YEAR	CLUB	W-L	ERA	G	GS	CG	SHO	SV	SVO	IP	H	R	ER	HR	HB	BB	SO	WP	BK
2009	AZL PADRES	1-1	2.65	5	3	0	0	0	0	17.0	14	6	5	1	1	5	13	0	0
2010										--- INJURED - DID NOT PLAY ---									
2011	AZL PADRES	2-0	2.70	2	2	0	0	0	0	10.0	11	6	3	0	0	2	7	1	0
	EUGENE	1-4	4.60	12	11	0	0	0	0	43.0	51	28	22	3	1	16	26	2	0
2012	TUCSON	0-0	3.00	3	0	0	0	0	0	3.0	4	1	1	0	0	2	0	0	0
	SAN ANTONIO	0-0	1.69	2	0	0	0	0	0	5.1	4	1	1	0	0	2	6	0	0
	FORT WAYNE	6-3	1.75	32	4	1	0	1	1	87.1	71	20	17	1	5	25	68	2	1
2013	LAKE ELSINORE	10-5	3.76	27	27	0	0	0	0	134.0	144	70	56	11	8	51	98	7	0
2014	SAN ANTONIO	10-5	2.90	26	24	0	0	0	1	145.2	133	48	47	6	6	50	113	8	2
2015	EL PASO	6-5	7.17	16	16	0	0	0	0	75.1	104	63	60	7	4	30	55	2	1
	SAN ANTONIO	5-1	3.44	8	8	1	0	0	0	55.0	45	24	21	7	1	16	40	2	0
2016										--- INJURED - DID NOT PLAY ---									
2017	SIWOX CITY (IND)	1-0	2.93	3	3	0	0	0	0	15.1	21	5	5	1	0	5	20	0	0
	JUPITER	3-2	1.73	7	7	0	0	0	0	36.1	23	8	7	0	2	12	33	2	0
	JACKSONVILLE	0-1	4.50	2	2	0	0	0	0	10.0	10	5	5	1	0	3	10	1	1
	MILB TOTALS	44-27	3.55	142	104	2	0	1	2	622.0	614	280	245	37	28	214	469	27	5

CAREER TRANSACTIONS

2017: Signed by Miami as Minor League free agent on June 1

2009: Selected by San Diego in sixth round of First-Year Player Draft; signed by Padres' scout Pete DeYoung



- Photo Credit: Roger Hoover 2017





NON-ROSTER INVITE

87 | NICK NEIDERT

FRONT OFFICE
CLUBHOUSE STAFF
FIELD AND

PLATERS

2017 IN REVIEW

CLUB HISTORY

POSTSEASON HISTORY

PLAYER DEVELOPMENT

2018 OPPONENTS

GENERAL INFORMATION

PITCHER HT 6'1" WT 180 | BATS RIGHT THROWS RIGHT

MLB SERVICE NONE | BIRTHPLACE ATLANTA, GA

BORN NOVEMBER 20, 1996 | OPENING DAY AGE 21 | CONTRACT STATUS SIGNED THROUGH 2018

ACQUIRED WITH RHP ROBERT DUGGER AND INF CHRIS TORRES FROM SEATTLE IN EXCHANGE FOR OF DEE GORDON AND INTERNATIONAL SIGNING BONUS POOL MONEY ON DECEMBER 7, 2017

2017 SUMMARY

- Named California League Pitcher of the Year after going 10-3 with a 2.76 ERA (104.1 ip/32 er) in 19 starts for Single-A Modesto in Seattle's system.
- Was a Midseason and Postseason All-Star in the CL, going 5-3, 3.31 (73.1/27) in 14 starts before the break and 5-0, 1.45 (31.0/5) in five starts after the break.
- Lost three straight starts heading into CL All-Star break, his first three losses of season, then rebounded by winning all five starts after, earning promotion to Double-A Arkansas.
- Earned CL Pitcher of the Week honors for July 3-9 after tossing 7.0 shutout innings on July 6 at Visalia (4 h, bb, 6 so).
- Struck out 9.4 batters per 9.0 innings with Modesto, and had 6.4 strikeout/walk ratio.
- Had season-high 11 strikeouts on June 8 vs. Stockton; also had double-digit strikeouts (10) on May 13 at Lake Elsinore.
- Made debut with Travelers on July 22; took loss vs. Springfield after allowing two runs on four hits and two walks over 5.1 innings pitched.
- Lost first three starts for Arkansas; snapped skid with a win in fifth start, on August 12 vs. Midland.

MINOR LEAGUE CAREER HIGHLIGHTS

- Spent all of 2016 with Single-A Clinton.
- Picked up win in debut on May 24 vs. Wisconsin, allowing one run on four hits and two walks over 5.0 innings.

HONORS AND AWARDS

2017 CALIFORNIA LEAGUE PITCHER OF THE YEAR
 CALIFORNIA LEAGUE MIDSEASON AND POSTSEASON ALL-STAR
 CALIFORNIA LEAGUE PITCHER OF THE WEEK (JULY 3-9)

- Went 6-1 with a 2.22 ERA (48.2/12) over first eight starts.
- Factored in just three decisions (1-2) over final 11 starts, however, despite allowing one-or-zero runs in eight of those outings.
- Won four consecutive starts from June 15-July 3, posting 2.67 ERA (27.0/8); during that span, set career high with 12 strikeouts on June 23 vs. Kane County, and also had 11 on July 3 at Peoria.
- Made professional debut in 2015 with AZL Mariners.
- Debuted on June 23 at AZL White Sox (2.0 ip, 2 h, so).
- Held opponents scoreless in six of 11 starts.

PERSONAL/MISCELLANEOUS

- Nicholas William Neidert... attended Peachtree Ridge High School in Suwanee, Georgia... selected as a First-Team All-American and Southeastern All-Region First-Team by Perfect Game in 2015.

PITCHING HISTORY

YEAR	CLUB	W-L	ERA	G	GS	CG	SHO	SV	SVO	IP	H	R	ER	HR	HB	BB	SO	WP	BK
2015	AZL MARINERS	0-2	1.53	11	11	0	0	0	0	35.1	25	7	6	1	0	9	23	2	0
2016	CLINTON	7-3	2.57	19	19	0	0	0	0	91.0	75	26	26	7	6	13	69	4	0
2017	MODESTO	10-3	2.76	19	19	0	0	0	0	104.1	95	33	32	7	7	17	109	5	0
	ARKANSAS	1-3	6.56	6	6	0	0	0	0	23.1	33	21	17	4	1	5	13	2	1
	MILB TOTALS	18-11	2.87	55	55	0	0	0	0	254.0	228	87	81	19	14	44	214	13	1

CAREER TRANSACTIONS

2017: Acquired with RHP Robert Dugger and INF Chris Torres from Seattle in exchange for OF Dee Gordon and international signing bonus pool money on December 7

2015: Selected by Seattle in second round of First-Year Player Draft; signed by Mariners' scout Dustin Evans





20 | JUSTIN NICOLINO

PITCHER HT **6'3"** WT **198** | BATS **LEFT** THROWS **LEFT**

MLB SERVICE **1 YEAR, 83 DAYS** | MLB DEBUT **JUNE 20, 2015 AT CINCINNATI** | BIRTHPLACE **ORLANDO, FL**

BORN **NOVEMBER 22, 1991** | OPENING DAY AGE **26** | CONTRACT STATUS **SIGNED THROUGH 2018**

ACQUIRED WITH RHP HENDERSON ALVAREZ, RHP ANTHONY DESCLAFANI, SS YUNEL ESCOBAR, SS ADEINY HECHAVARRIA, OF JAKE MARISNICK AND C JEFF MATHIS FROM TORONTO IN EXCHANGE FOR OF EMILIO BONIFACIO, C JOHN BUCK, LHP MARK BUEHRLE, RHP JOSH JOHNSON, INF JOSE REYES AND CASH ON NOVEMBER 19, 2012

2017 SUMMARY

- Split seventh professional season between Triple-A New Orleans and Miami, combining on a 7-8 record and 3.90 ERA (127.0 ip/55 er) over 34 appearances (22 starts).
- With NOLA, went 5-5 with 3.19 ERA (79.0/28) in 14 starts. In 20 games over two stints with Miami, which included eight starts, went 2-3 with 5.06 ERA (48.0/27).
- Established Major League career high with 20 appearances. In eight starts, went 2-2 with 5.23 ERA, while in 12 relief outings was 0-1 with 4.70 ERA (15.1/8).
- Opened season with New Orleans and made seven starts before being recalled to Miami on May 14. In those seven starts, went 1-3 with 4.46 ERA (38.1/19).
- Struck out season-high six on April 11 at Iowa. Equaled mark on July 9 vs. Oklahoma City and August 6 vs. El Paso.
- Following recall, made three starts before going on 10-day disabled list with a left index finger contusion. Allowed six runs and 13 hits over 13.0 innings in those three starts.
- In final start before landing on DL, took comebacker off left hand. Placed on DL on June 1 (retro to May 31), missing 17 games before being reinstated on June 18. Made one rehab start with Single-A Jupiter, allowing two runs over 6.0 innings in a June 13 win at St. Lucie.
- Made three appearances, two starts, with Miami after his reinstatement before being optioned to NOLA on June 30.
- In final seven starts with Baby Cakes, went 4-2 with a 1.99 ERA (40.2/9).
- Tossed season-high 7.0 innings on April 21 vs. Iowa, allowing three runs on seven hits (one home run) with a walk and three strikeouts. Equaled season high with 7.0 innings on July 31 at Sacramento. Allowed three runs (two earned), seven hits and one walk, while striking out two.
- Recalled by Miami for second and final time on Aug. 11. Started first three games before moving to 'pen for rest of season.
- Tossed career-high 2.2 innings of relief on Sept. 10 at Atlanta. Of his 12 relief outings, six were more than 1.0 inning.

MAJOR LEAGUE CAREER HIGHLIGHTS

- Went 3-6 with a 4.99 ERA (79.1/44) in 18 appearances for Miami in **2016**.
- Set career high with six strikeouts on May 25 at Tampa Bay. Equaled mark on June 10 at Arizona.
- Earned win in first career relief appearance on September 13 at Atlanta, tossed 2.0 scoreless innings of relief. Allowed no hits and struck out two on way to snapping career-long six-game losing skid.
- Split **2015** season between Triple-A New Orleans and Miami, combining on a 12-11 record and 3.71 ERA (189.0 ip/78 er).

CAREER BESTS

INNINGS PITCHED.....	7.2 — 8/22/15 vs. PHI
STRIKEOUTS.....	6 (2x) — LAST, 6/10/16 at ARI
LAST COMPLETE GAME.....	—
LAST SHUTOUT.....	—
LOW-HIT COMPLETE GAME.....	—
SCORELESS IP.....	12.0 — 8/27/15 to 9/7/15
WIN STREAK.....	4 — 9/26/15 to 5/3/16
LOSS STREAK.....	6 — 5/14/16 to 8/28/16

MLB DISABLED LIST HISTORY

2017..... LEFT INDEX FINGER CONTUSION (MAY 31-JUNE 18)

HONORS AND AWARDS

2017.....	PACIFIC COAST LEAGUE PITCHER OF THE WEEK (JULY 3-9)
2014.....	MARLINS' MINOR LEAGUE PITCHER OF THE YEAR SOUTHERN LEAGUE PITCHER OF THE YEAR MARLINS MINOR LEAGUE PITCHER OF THE MONTH (JUNE) SOUTHERN LEAGUE MIDSEASON AND POSTSEASON ALL-STAR SOUTHERN LEAGUE PLAYER OF THE WEEK (JUNE 16-22 & JULY 28-AUGUST 3)
2013.....	FLORIDA STATE LEAGUE PITCHER OF THE YEAR MARLINS' MINOR LEAGUE PITCHER OF THE MONTH (MAY) FLORIDA STATE LEAGUE MIDSEASON AND POSTSEASON ALL-STAR SOUTHERN LEAGUE PITCHER OF THE WEEK (AUGUST 12-18)
2012.....	MIDWEST LEAGUE MIDSEASON AND POSTSEASON ALL-STAR
2011.....	NORTHWEST LEAGUE POSTSEASON ALL-STAR NORTHWEST LEAGUE PITCHER OF THE WEEK (JULY 18-24)

- Recalled for first time on June 20 and made Major League debut that night, holding Cincinnati scoreless over 7.0 innings. Allowed just four hits while walking two and striking out two.
- Tied Brad Penny for longest start by a Marlins' pitcher in MLB debut. Also became fourth starter to allow no runs in MLB debut, following Josh Beckett (6.0 ip), Anibal Sanchez (5.2) and Adalberto Mendez (6.0).



- Became 10th Marlins' starter to win ML debut, last being Anthony DeSclafani on May 14, **2014** at Dodgers. DeSclafani was opposing pitcher in Nicolino's ML debut.
- Optioned to NOLA on June 30 and recalled again on August 11.
- In four start stretch from Aug. 17-Sept. 1, did not allow more than two runs in any start, going 2-1 with 1.98 ERA (271/6).
- His 0.87 ERA (20.2/2) over first three road outings was best mark in Club history for a pitcher through his first three career road starts. - *STATS LLC*

MINOR LEAGUE CAREER HIGHLIGHTS

- Began **2015** season at New Orleans, posting 2-0 record and 0.79 ERA (22.2/2) in four April starts. Made six starts in May, going 2-1 with 2.79 ERA (38.2/12).
- From April 15-May 1, allowed just one unearned run over 24.0 innings pitched.
- Recalled for first time on June 20 and made Major League debut that night.
- Optioned to NOLA from June 30-August 11; was 3-4, 4.91 (36.2/20) in seven starts before being recalled for remainder of the season.
- Posted 14-4 record with 2.85 ERA (170.1/54) in 28 starts with Double-A Jacksonville in **2014** to earn Marlins' Minor League Pitcher of the Year honors.
- Led Southern League in wins, ERA, WHIP (1.07) and BB/9 rate (1.01) to earn Southern League Pitcher of the Year Award and Southern League Postseason All-Star honors.
- Earned win in Game 3 vs. Chattanooga to clinch Southern League Championship, throwing 6.2 scoreless innings and allowing seven hits and two walks.
- Had 24.0-scoreless innings streak from fourth inning on July 24 vs. Birmingham to August 9 vs. Mississippi.
- Named Southern League Midseason All-Star after going 6-2, 3.38 ERA (82.2/31) in 14 starts before the All-Star break.
- Tossed first career shutout June 21 vs. Birmingham, allowing five hits with four strikeouts; was named Southern League Player of the Week (June 16-22).
- Earned Southern League Player of the Week honors for July 28-August 3, going 2-0 in 14.0 scoreless innings, including his second career shutout July 29 at Montgomery.
- Went 3-0, 2.65 ERA (34.0/2) in five starts (one shutout) during June to earn Marlins' Organizational Pitcher of the Month Award.
- Held opponents to one walk or less in 22 of 28 starts.
- In **2013**, spent two-thirds of first season in Marlins' organization with Single-A Jupiter, earning Florida State League Pitcher of the Year honors for his 18 starts with Hammerheads.
- Made 10 of first 11 starts with Jupiter on road, and 13 of 18 overall. Was 3-2, 2.84 (66.2 IP/21 ER) on road, and 2-0, 0.90 (30.0/3) at home.
- Did not earn first win with Jupiter until eighth start, on May 14 at Tampa; began a five-game winning streak over span of nine starts, through July 1.
- Allowed one or no runs in 11 starts with Hammerheads.
- Held opponents to a .213 average (16x75) with runners in scoring position with Jupiter; that climbed to .389 (21x54) in nine starts with Double-A Jacksonville.
- Made final start for Jupiter on July 13, a 6.0-inning complete game loss at Daytona, and was promoted to Jacksonville.
- Lost first two starts for Suns, allowing 11 runs (nine earned) over 8.0 innings combined, before rebounding with wins in two consecutive starts, and three-of-four.
- Struck out career-high 13 batters in August 16 win over

Birmingham, first of two consecutive starts with no runs allowed (13.0 ip combined).

- Spent **2012** season with Single-A Lansing (Blue Jays), going 2-0, 1.64 (22.0/4) in six relief appearances and 8-4, 2.64 (102.1/30) in 22 starts to earn midseason and postseason Midwest League All-Star honors.
- Factored in just two decisions over first 14 appearances (eight starts), but earned decision in all but two of final 14 outings (all starts), including a 7-2 stretch over last 11 starts, with a 2.62 ERA (58.1/17).
- Began professional career with Short-Season A Vancouver in **2011**. Opened season with start on June 19.
- Earned first win on June 24 at Everett, first of five wins over six-start span, through July 21.
- Named Northwest League Pitcher of the Week for July 18-24, earning the win in both starts over that span, with 15 strikeouts in 10.0 innings, and allowing just six hits, two runs and two walks combined.
- Made final start for Vancouver on August 19 and was promoted to Single-A Lansing, where he was coached by former Marlins' manager Mike Redmond, but made just three starts before end of season.

PERSONAL/MISCELLANEOUS

- Justin B. Nicolino...he and wife, Jordan, have one daughter, Maddox Lane...attended University High School in Orlando.



- Photo Credit: Rob Foldy 2017



NICOLINO'S PITCHING HISTORY

YEAR	CLUB	W-L	ERA	G	GS	CG	SHO	SV	SVO	IP	H	R	ER	HR	HB	BB	SO	WP	BK
2011	VANCOUVER	5-1	1.03	12	9	1	0	0	0	52.1	28	9	6	0	1	11	64	1	3
	LANSING	1-1	3.12	3	3	0	0	0	0	8.2	11	3	3	0	0	2	9	0	0
2012	LANSING	10-4	2.46	28	22	0	0	0	1	124.1	112	41	34	6	5	21	119	4	1
	JUPITER	5-2	2.23	18	18	1	0	0	0	96.2	89	27	24	4	2	18	64	1	1
2013	JACKSONVILLE	3-2	4.96	9	9	1	0	0	0	45.1	63	29	25	2	2	12	31	1	0
	JACKSONVILLE	14-4	2.85	28	28	2	2	0	0	170.1	162	68	54	10	5	20	81	2	0
2014	NEW ORLEANS	7-7	3.52	20	20	0	0	0	0	115.0	134	51	45	11	4	29	63	0	0
	MIAMI	5-4	4.01	12	12	0	0	0	0	74.0	72	33	33	8	3	20	23	2	0
2015	NEW ORLEANS	7-6	4.13	14	14	0	0	0	0	85.0	87	43	39	10	0	13	49	4	0
	MIAMI	3-6	4.99	18	13	0	0	0	0	79.1	96	45	44	8	3	20	37	1	0
2016	JUPITER	1-0	3.00	1	1	0	0	0	0	6.0	7	2	2	1	0	0	1	0	0
	NEW ORLEANS	5-5	3.19	14	14	0	0	0	0	79.0	75	34	28	10	2	24	51	0	0
2017	MIAMI	2-3	5.06	20	8	0	0	0	0	48.0	66	33	27	8	1	20	26	0	0
	MLB TOTALS	58-32	2.99	147	138	5	2	0	1	782.2	768	307	260	54	21	150	532	13	5
MLB TOTALS		10-13	4.65	50	33	0	0	0	0	201.1	234	111	104	24	7	60	86	3	0

BATTING HISTORY

YEAR	CLUB	AVG.	G	AB	R	H	2B	3B	HR	RBI	SH	SF	HBP	BB	SO	SB	CS	OBP	SLG	E
2017	MIAMI	.000	20	11	0	0	0	0	0	0	2	0	0	0	2	0	0	.000	.000	2
	MLB TOTALS	.052	50	58	0	3	0	0	0	0	5	0	0	1	21	0	0	.068	.052	3

CAREER TRANSACTIONS

2012: Acquired by Miami with RHP Henderson Alvarez, RHP Anthony DeSclafani, SS Yunel Escobar, SS Adeiny Hechavarria, OF Jake Marisnick and C Jeff Mathis from Toronto in exchange for OF Emilio Bonifacio, C John Buck, LHP Mark Buehrle, RHP Josh Johnson, INF Jose Reyes and cash on November 19

2010: Selected by Toronto in second round of First-Year Player Draft; signed by Blue Jays' scout Carlos Rodriguez



- Photo Credit: Manny Fernandez 2017





73 | AUSTIN NOLA

CATCHER HT 6'0" WT 205 | BATS RIGHT THROWS RIGHT

MLB SERVICE **NONE** | BIRTHPLACE **BATON ROUGE, LA**

BORN **DECEMBER 28, 1989** | OPENING DAY AGE **28** | CONTRACT STATUS **SIGNED THROUGH 2018**

ACQUIRED **SELECTED IN FIFTH ROUND OF 2012 FIRST-YEAR PLAYER DRAFT**

2017 SUMMARY

- In first season as catcher, split time between Double-A Jacksonville and Triple-A New Orleans.
- Began campaign as Jumbo Shrimp's primary catcher, batting .250 (42x168) with seven doubles, two home runs, and 25 RBI over 54 games.
- Hit just .158 (9x57) in 16 April games. Over final 38 games with Jacksonville, hit .297 (33x111), including a .315 mark (17x54) in June.
- Tallied three hits on June 3 at Pensacola, finishing 3x4 with a double and one RBI. Equaled hit total on June 10 at Biloxi, going 3x4 with two runs scored, a double, and one RBI.
- Drove in four runs on June 11 at Biloxi to mark season-high.
- Promoted to New Orleans on June 30 and finished season with Baby Cakes, appearing in 29 games with a .202 average (18x89), four doubles, one home run and six RBI.
- Recorded season-high four hits on August 29 at Oklahoma City, finishing 4x5 with a double and an RBI.

MINOR LEAGUE CAREER HIGHLIGHTS

- Played entire **2016** season with Triple-A New Orleans, hitting career-high six home runs with career-high .261 (97x372) batting average.
- Tied career high (second time) with four RBI on May 11 vs. Colorado Springs, going 3x4 with a double.
- Matched career high with four hits (4x5), with a double and two runs scored, on August 15 at Las Vegas.
- Finished year on season-best seven-game hitting streak (.435/10x23), with three doubles, a home run, and five RBI.
- Primarily played second base (56 games) while also spending time at shortstop (32) and third base (22).
- Following the season, played eight games for Mesa Solar Sox in Arizona Fall League, batting .273 (6x22) with a double, two RBI and five runs scored while beginning conversion from infielder to catcher.
- Received the AFL Darnell Stenson Sportsmanship Award as player who best exemplified unselfishness, hard work, and leadership.
- Split **2015** season between Double-A Jacksonville (69 games) and Triple-A New Orleans (61).
- Was batting just .211 with Suns through June 27, when he was promoted to NOLA.
- Opened stint with Zephyrs with 3x4 effort on June 14 vs. Omaha; proceeded to bat .330 (33x100) in 27 games in July.
- Tied career high with four hits on July 4 vs. Iowa.
- With Jacksonville, batted .206 against right-handed pitching, compared to .306 with NOLA.

HONORS AND AWARDS

2016..... ARIZONA FALL LEAGUE - DERNELL STENSON AWARD

- Spent entire **2014** season with Double-A Jacksonville, where he tied for Southern League lead in walks (77), ranked second in games played (134) and third in at-bats (499).
- Recorded career-high three doubles May 15 at Pensacola.
- Hit .514 (18x35) with seven runs, seven doubles, two triples, one home run and seven RBI during eight-game hitting streak from May 15-23.
- Set career high with four hits May 22 vs. Jackson; matched high on August 1 at Huntsville.
- Had career-long 17-game hitting streak from June 15-July 5 (.413/31x75, 13 r, 4 2b, 2 3b, 9 rbi).
- Streak tied Patrick Kivlehan of Jackson for third-longest of season in Southern League, behind a 26-game streak for Rangel Ravelo (Birmingham) and an 18-game streak for Corey Seager (Chattanooga).
- Hit .319 (29x91) in June, with 17 runs, two doubles, one triple, 11 RBI and 18 walks.
- In Southern League Championship Series win, went 3x9 with five runs, two RBI and six walks in three games leading off.
- Spent **2013** season with Single-A Jupiter.
- Had season-long hitting streak of six games from June 4-10; batted .440 (11x25), with three doubles and two RBI.
- Recorded a .287 (45x157) average against left-handed pitchers, compared to .199 (47x256) against right-handers.
- Hit .274 (31x113) with runners in scoring position.
- Turned in a .263 (55x209) average prior to All-Star break; fell to .203 (41x204) in second half of season.
- Committed two errors on final day of season, snapping a season-long streak of 26 games without a miscue.
- Made pro debut with Short-Season A Jamestown in **2012**.
- Had a hit in four of last five games with Jammers before being promoted to Single-A Greensboro on July 4.
- Batted .348 (16x46) over first 12 games with Grasshoppers, with five doubles, a home run and seven RBI.
- During that stretch, hit first home run of career on July 5 at Kannapolis, and had a pair of three-hit games, on July 14 & 16 vs. Kannapolis (two doubles in each contest).
- Batted .274 (23x84) over 24 home games with Greensboro, compared to .165 (15x91) in 26 road games.

FRONT OFFICE

FIELD AND CLUBHOUSE STAFF

PLAYERS

2017 IN REVIEW

CLUB HISTORY

POSTSEASON HISTORY

PLAYER DEVELOPMENT

2018 OPPONENTS

GENERAL INFORMATION



PERSONAL/MISCELLANEOUS

- Austin Kyle Nola...graduated from Louisiana State University... was a Second Team All-SEC selection after sophomore season in 2010, as well as the SEC Tournament Most Valuable Player and SEC All-Tournament Team selection...hit .438 (7x16) in four games during 2010 SEC Tournament, with three doubles, a triple and four RBI...was twice named to the SEC Community Service Team, and was two-time member of SEC Academic Honor Roll as sports administration major...received Wally Pontiff Award as LSU's top scholar-athlete in 2012...attended Catholic High School in Baton Rouge, Louisiana...was 2008 Gatorade State Player of the Year...older brother of Phillies' pitcher Aaron Nola.

NOLA'S BATTING HISTORY

YEAR	CLUB	AVG.	G	AB	R	H	2B	3B	HR	RBI	SH	SF	HBP	BB	SO	SB	CS	OBP	SLG	E
2012	JAMESTOWN	.189	15	53	2	10	0	0	0	2	1	1	0	7	3	0	1	.279	.189	2
	GREENSBORO	.217	50	175	20	38	10	0	1	16	4	1	1	24	26	5	2	.313	.291	8
2013	JUPITER	.232	124	413	39	96	22	3	1	40	12	2	8	54	92	6	3	.331	.308	15
2014	JACKSONVILLE	.259	134	499	68	129	21	5	1	53	2	5	12	77	94	8	5	.368	.327	22
2015	JACKSONVILLE	.211	69	256	26	54	13	1	1	26	2	8	3	27	50	0	0	.286	.281	8
	NEW ORLEANS	.280	61	207	18	58	11	1	0	18	4	2	3	22	40	0	1	.355	.343	4
2016	NEW ORLEANS	.261	113	372	34	97	23	1	6	44	8	1	2	24	56	4	1	.308	.376	11
2017	JACKSONVILLE	.250	54	168	21	42	7	0	2	25	1	1	2	25	26	3	2	.352	.327	2
	NEW ORLEANS	.202	29	89	7	18	4	0	1	6	4	1	1	10	16	0	0	.287	.281	1
MILB TOTALS		.243	649	2232	235	542	111	11	13	230	38	22	32	270	403	26	15	.330	.320	73

CAREER TRANSACTIONS

2012: Selected by Miami in fifth round of First-Year Player Draft; signed by Marlins' scout Mark Willoughby

2008: Selected by Colorado in 48th round of First-Year Player Draft; did not sign

2011: Selected by Toronto in 31st round of First-Year Player Draft; did not sign



- Photo Credit: Roger Hoover 2017





50 | CHRIS O'GRADY

PITCHER HT 6'4" WT 225 | BATS RIGHT THROWS LEFT

MLB SERVICE 87 DAYS | MLB DEBUT JULY 8, 2017 AT SAN FRANCISCO | BIRTHPLACE CONGERS, NY
BORN APRIL 17, 1990 | OPENING DAY AGE 27 | CONTRACT STATUS SIGNED THROUGH 2018
ACQUIRED SIGNED AS MINOR LEAGUE FREE AGENT ON APRIL 24, 2017

2017 SUMMARY

- Began season in Angels' system before being released on April 6. Was signed by Miami on April 24 and reported to Triple-A New Orleans, where he went 3-5 with a 3.29 ERA (54.2/20) in 12 games (nine starts).
- Made first appearance on May 6 at Tacoma, earning win after tossing 3.0 scoreless innings of relief. His first three appearances were out of bullpen before being inserted into starting rotation on May 17 vs. Salt Lake.
- In first start, took loss after allowing two runs and three hits (one home run) with two walks and two strikeouts over 2.0 innings pitched.
- Threw season-high 6.0 innings on June 7 vs. Memphis. In that game, struck out season-high seven.
- Earned first win in next start, June 14 vs. Round Rock. Tossed 6.0 innings of one-run ball, allowing two hits (one home run) while walking one and striking out seven more.
- Earned second win on June 20 at Nashville, holding Sounds scoreless on five hits over 6.0 innings.
- Went 6.0 innings in each of his final five starts with NOLA before having contract selected by Miami on July 7.
- Made Major League debut on July 8 at San Francisco, earning win after giving up three runs on five hits with two walks and four strikeouts over 5.1 innings. Became 11th Marlins starting pitcher to win his debut and first since Justin Nicolino on June 20, 2015.
- On July 27 vs. Cincinnati, earned second win after holding Reds scoreless on five hits over 7.0 innings. In his six starts with Miami, went 2-1 with 5.47 ERA (26.1/16).
- Landed on 10-day disabled list with a right oblique strain on Aug. 8 and missed 40 games before returning on September 19. Upon return, worked strictly from bullpen.
- Made seven relief appearances, tossing 6.2 scoreless frames over seven appearances.

MINOR LEAGUE CAREER HIGHLIGHTS

- Opened 2016 campaign with Triple-A Salt Lake in Angels' organization, pitching out of their bullpen.
- Went 2-1 with 5.02 ERA (28.2 ip/16 er) in 20 appearances out of the 'pen, and 0-0, 0.00 (6.0/0) in two spot starts.
- Picked up a win in two of final four relief appearances for Bees, but was assigned to Arkansas on June 30.
- Allowed nine runs over first four appearances (12.15 ERA) with Travelers, but allowed just 10 over last 11 outings (1.66 ERA).
- Made first start at Double-A on July 20 and proceeded to go 6-0 with a 1.66 ERA (48.2/9) in eight starts down stretch.
- Also had one win in relief on July 30, giving him career-best in-season winning streak of seven games to end campaign.

CAREER BESTS

INNINGS PITCHED.....	7.0 — 7/27/17 vs. CIN
STRIKEOUTS.....	6 (2x) — LAST, 7/22/17 at CIN
LAST COMPLETE GAME.....	—
LAST SHUTOUT.....	—
LOW-HIT COMPLETE GAME.....	—
SCORELESS IP.....	8.0 — 7/27/17 to 8/1/17
WIN STREAK.....	—
LOSS STREAK.....	—

MLB DISABLED LIST HISTORY

2017..... RIGHT OBLIQUE STRAIN (AUGUST 8-SEPTEMBER 19)

HONORS AND AWARDS

2015..... TEXAS LEAGUE MIDSEASON ALL-STAR

- Logged longest career outing on August 11 at San Antonio, shutting out the Missions over 7.2 innings, allowing six hits and one walk, with five strikeouts.
- Opened 2015 at Double-A Arkansas. Spent most of campaign with Travelers, but was promoted to Triple-A Salt Lake from July 1-25.
- Opened the season posting a 1.40 ERA (19.1/3) combined in April and May. Fifteen of his 17 appearances in that time were scoreless, and he converted both of his save opportunities.
- Through June 25, he was 0-2 with a 1.50 ERA (30.0/5), earning Texas League Midseason All-Star honors.
- Promoted to Salt Lake on July 1.
- Five of his seven relief outings with Bees were scoreless, allowing three total earned runs in 8.2 innings (3.12 ERA).
- Returned to Arkansas on August 1 and went 0-2, 5.14 (14.0/8) over nine appearances to close out his season.
- Spent 2014 with Single-A Inland Empire, making 43 relief appearances (4-3, 5 sv, 3.36 ERA) and two starts (0-1, 3.00).
- Combined to go 0-0 with two saves and a 1.41 ERA (32.0/5) over 18 appearances in April and May.
- Did not open 2013 until June 20 with Rookie-league Orem.
- After three appearances with Owls, promoted to Single-A Burlington for remainder of season.

FRONT OFFICE
FIELD AND
CLUBHOUSE STAFF

PLAYERS

2017 IN REVIEW

CLUB HISTORY

POSTSEASON HISTORY

PLAYER DEVELOPMENT

2018 OPPONENTS

GENERAL INFORMATION



- Went 1-1, 3.57 (17.2/7) in 16 appearances out of the 'pen to begin his stint with Burlington, then finished campaign by making five starts, going 2-0, 1.29 (28.0/4) with 21 strikeouts.
- Made professional debut in **2012** with Rookie-league Orem.

PERSONAL/MISCELLANEOUS

- Christopher Ryan O'Grady...attended Clarkstown High School North (NY)...attended George Mason University...his freshman season at George Mason was Justin Bour's final season at GM prior to being drafted.

O'GRADY'S PITCHING HISTORY

YEAR	CLUB	W-L	ERA	G	GS	CG	SHO	SV	SVO	IP	H	R	ER	HR	HB	BB	SO	WP	BK
2012	OREM	3-3	5.87	13	0	0	0	0	0	15.1	18	15	10	0	0	10	14	3	1
2013	OREM	0-0	2.25	3	0	0	0	0	0	8.0	8	4	2	1	1	2	8	1	0
	BURLINGTON	3-1	2.17	21	5	0	0	0	1	45.2	38	13	11	3	1	9	38	3	0
2014	INLAND EMPIRE	4-4	3.33	45	2	0	0	5	8	83.2	84	40	31	5	2	17	81	4	0
2015	SALT LAKE	0-0	3.12	7	0	0	0	0	0	8.2	5	3	3	1	0	4	10	0	0
	ARKANSAS	0-5	3.31	38	0	0	0	4	5	49.0	42	20	18	5	1	10	47	1	0
2016	SALT LAKE	2-1	4.15	22	2	0	0	0	1	34.2	41	18	16	3	0	12	24	0	0
	ARKANSAS	7-1	2.80	15	8	0	0	1	2	61.0	64	19	19	3	1	10	50	4	0
2017	NEW ORLEANS	3-5	3.29	12	9	0	0	0	0	54.2	44	24	20	7	2	15	54	1	0
	MIAMI	2-1	4.36	13	6	0	0	0	0	33.0	33	16	16	4	1	18	30	0	1
	MILB TOTALS	22-20	3.24	176	26	0	0	10	17	360.2	344	156	130	28	8	89	326	17	1

BATTING HISTORY

YEAR	CLUB	AVG.	G	AB	R	H	2B	3B	HR	RBI	SH	SF	HBP	BB	SO	SB	CS	OBP	SLG	E
2017	MIAMI	.000	13	8	0	0	0	0	0	0	1	0	0	0	5	0	0	.000	.000	0

CAREER TRANSACTIONS

2017: Signed by Miami as Minor League free agent on April 24

2012: Drafted by Los Angeles-AL in 10th round of First-Year Player Draft; signed by Angels' scout Dan Radcliff



- Photo Credit: Rob Foldy 2017



NON-ROSTER INVITE

52 | RAFAEL ORTEGA

OUTFIELD HT 5'11" WT 160 | BATS LEFT THROWS RIGHT

MLB SERVICE 86 DAYS | MLB DEBUT SEPTEMBER 30, 2012 VS. LOS ANGELES-NL (W/COL) | BIRTHPLACE EL TIGRE, VEN
BORN MAY 15, 1991 | OPENING DAY AGE 26 | CONTRACT STATUS SIGNED THROUGH 2018
ACQUIRED SIGNED AS MINOR LEAGUE FREE AGENT ON DECEMBER 15, 2017

2017 SUMMARY

- Spent season with Triple-A El Paso in San Diego's system.
- Tied for Pacific Coast League lead with 26 steals, and was seventh in doubles (31).
- Ranked 13th in PCL with .317 batting average, was tied for 14th in on-base percentage (.383), and was 18th in hits (133).
- Had career-best 16-game hitting streak from June 3-19, batting .328 (22x67) with 13 runs scored, four doubles, two triples, two home runs, and nine RBI.
- Hit .327 (36x110) against left-handed pitching, compared to .314 (97x309) against right-handers.
- Appeared in 37 games (35 starts) in center field, 34 games (31) in left field, and 32 games (31) in right field.
- Hit .402 (49x122) when playing left field, compared to .302 (32x106) in right field and .260 (40x154) in center field.
- Posted sixth career season with double-digit outfield assists (10); had five from center, three from left, and two from right.
- Finished season with 108 career outfield assists in 10 Minor League seasons (115 including MLB).
- Most common spot in batting order was first, where he hit .309 (54x175) in 42 games.
- Had three 30-hit months: May (31), June (33), and August (33). Turned in season-best monthly average of .371 (33x89) in 26 games in August; had .456 OBP that month.

MAJOR LEAGUE CAREER HIGHLIGHTS

- Appeared in career-high 66 games over three separate stints with Los Angeles-AL in **2016**.
- Had first career home run on May 25 at Texas, a three-run shot off of Shawn Tolleson.
- Had seven outfield assists (six in left field, one in right field) for Angels; also had 10 while at Triple-A Salt Lake.
- Hit .324 (12x37) with runners in scoring position.
- Set his MLB high for hitting streaks with six-game run from April 20-27, batting .450 (9x20).
- Made MLB debut in **2012** with Colorado (September 30 at Los Angeles-NL).
- Recorded first MLB hit in debut; was 2x4 in two games overall.

MINOR LEAGUE CAREER HIGHLIGHTS

- Split **2016** at Triple-A Salt Lake (78 games) and Angels (66).
- Posted 29 extra-base hits for Salt Lake (18 doubles, 7 triples, four home runs).
- Hit .298 (14x47) during season-long 11-game hitting streak from June 22-July 6.
- Had two triples in season debut on April 9 vs. Sacramento, and again on July 18 at Iowa.

CAREER BESTS

HITS	2 (12x) — LAST, 10/2/16 vs. HOU
RUNS	2 (4x) — LAST, 9/24/16 at HOU
HOME RUNS	1 — 5/25/16 at TEX
RBI	3 (2x) — LAST, 9/23/16 at HOU
SB	1 (9x) — LAST, 9/28/16 vs. OAK
HITTING STREAK	6 — 4/20/16 to 4/27/16
GRAND SLAMS	—
CAREER PINCH-HIT HR	—
CAREER GAME-ENDING HR	—

MLB DISABLED LIST HISTORY

NONE

HONORS AND AWARDS

2010	PIONEER LEAGUE POSTSEASON ALL-STAR
2009	DOMINICAN SUMMER LEAGUE MIDSEASON AND POSTSEASON ALL-STAR

- Had fifth career season with double-digit outfield assists (10), registering nine from left and one from right. Also had seven assists across three MLB stints.
- Spent all of **2015** with Triple-A Memphis in Cardinals' system.
- Had 15 outfield assists, posting seven from center, five from left, and three from right.
- His 125 hits ranked tied for 18th in PCL; was tied for 22nd in OBP (.367).
- Claimed off waivers by St. Louis prior to start of **2014** and opened with Double-A Springfield.
- Spent most of year with Springfield (101 games); also appeared in seven games for Triple-A Memphis to end season.
- Had 16 outfield assists with Springfield (eight each in right field and center field).
- Was on 7-day disabled list from June 3-July 2; made two-game rehab appearance with Gulf Coast League Cardinals.
- Combined between all three teams, batted .246 (94x382) with 32 RBI, 61 runs, and 19 steals.
- Played entire **2013** season with Double-A Tulsa; was recalled by Rockies on September 30 but did not appear in a game.
- Played just 42 games for Tulsa; had DL stint from April 24-May 11 (staphi infection).

FRONT OFFICE

FIELD AND CLUBHOUSE STAFF

PLAYERS

2017 IN REVIEW

CLUB HISTORY

POSTSEASON HISTORY

PLAYER DEVELOPMENT

2018 OPPONENTS

GENERAL INFORMATION



- Appeared in 114 games in **2012** for Single-A Modesto before making MLB debut with Colorado on Sept. 30.
- Led California League in outfield assists (19), all from center field. Set his career high for outfield assists; it was second of six career seasons (through 2017) with 10-plus OF assists.
- Ranked fifth in CL with 36 steals, was tied for sixth in triples (8), and ranked 11th in hits (140).
- Had a career-high five hits on June 21 vs. Stockton.
- Had six consecutive multi-hit games from May 8-14, batting .517 (15x29) in that time.
- Posted season-high 10-game hitting streak from April 22-May 3, batting .442 (19x43).
- Spent **2011** with Single-A Asheville, where he ranked tied for third in South Atlantic League in triples (eight), tied for sixth in both hits (141) and stolen bases (32), and 10th in average (.294).
- Had season-high 12-game hitting streak from August 1-13, batting .411 (23x56) with 14 runs scored and 13 RBI.
- Also, had 10-game hitting streak from April 11-22 (.311/14x45); first career double-digit game hitting streak.
- Had first career season with double-digit outfield assists, posting 18, all from center field.
- Had streak of five straight multi-hit games from June 24-30 (.522/12x23) and July 17-22 (.478/11x23, part of a nine-game hitting streak started July 12).
- Spent first season in United States in **2010** with Rookie-level Casper in Pioneer League.
- Earned PL Postseason All-Star honors after finishing year ranked second in hits (103) and runs (69), and fourth in average (.358).
- Had three season-high, nine-game hitting streaks: July 25-August 5; Aug. 12-20; and Aug. 26-September 3.
- Hit .393 (46x117) in 27 games in August, with 31 runs scored, 10 doubles, and 23 RBI.
- In **2009**, was a Midseason and Postseason All-Star in Dominican Summer League.
- Combined to hit .345 (68x197) in June (.380/38x100) and July (.309/30x97) before batting .268 (15x56) in August.
- Hit .375 (12x32) with runners in scoring position and two outs.

PERSONAL/MISCELLANEOUS

- Rafael Angel Garcia Ortega.

ORTEGA'S BATTING HISTORY

YEAR	CLUB	AVG.	G	AB	R	H	2B	3B	HR	RBI	SH	SF	HBP	BB	SO	SB	CS	OBP	SLG	E
2008	DSL ROCKIES	.277	52	188	38	52	4	2	1	11	6	2	2	20	20	17	3	.349	.335	4
2009	DSL ROCKIES	.324	70	256	45	83	7	8	0	39	6	6	2	32	23	39	12	.395	.414	1
2010	CASPER	.358	71	288	69	103	17	3	7	45	2	2	2	28	42	23	9	.416	.510	4
2010	ASHEVILLE	.294	113	479	77	141	26	8	9	66	5	4	3	28	90	32	19	.335	.438	5
2012	MODESTO	.283	114	495	81	140	23	8	8	60	4	7	4	46	93	36	18	.344	.410	2
	COLORADO	.500	2	4	0	2	0	0	0	0	0	0	1	1	2	1	0	.667	.500	0
2013	TULSA	.228	42	158	22	36	4	2	1	10	0	0	1	19	26	9	4	.315	.297	3
2014	GCL CARDINALS	.000	2	3	0	0	0	0	0	0	0	0	0	1	2	1	0	.250	.000	0
	SPRINGFIELD	.249	101	358	56	89	8	3	7	31	6	4	1	45	57	16	10	.331	.346	5
	MEMPHIS	.238	7	21	5	5	1	0	0	1	0	0	0	2	5	2	0	.304	.286	1
2015	MEMPHIS	.286	131	437	66	125	22	6	2	42	6	2	2	55	71	17	6	.367	.378	6
2016	SALT LAKE	.317	78	322	47	102	18	7	4	31	2	1	1	15	39	14	8	.348	.453	3
	ANGELS	.232	66	185	24	43	8	0	1	16	3	0	0	13	23	8	3	.283	.292	3
2017	EL PASO	.317	121	419	69	133	31	7	6	53	2	4	1	46	49	26	7	.383	.468	2
	MILB TOTALS	.295	902	3424	575	1009	161	54	45	389	39	32	19	337	517	232	96	.358	.413	36
	MLB TOTALS	.238	68	189	24	45	8	0	1	16	3	0	1	14	25	9	3	.294	.296	3

CAREER TRANSACTIONS

- 2017:** Signed by Miami as Minor League free agent on December 15
- 2016:** Signed by San Diego to Minor League contract on Dec. 6
- 2015:** Signed by Los Angeles-AL as free agent on Dec. 1
- 2014:** Claimed off waivers by St. Louis from Texas on January 6

- 2013:** Claimed off waivers by Texas from Colorado on November 27
- 2008:** Signed by Colorado as international free agent on Jan. 30; signed by Rockies' scouts Rolando Fernandez, Francisco Cartaya, and Carlos Gomez





82 | SHARIF OTHMAN

CATCHER HT 5'11" WT 190 | BATS SWITCH THROWS RIGHT

MLB SERVICE NONE | BIRTHPLACE RIVERSIDE, CA

BORN MARCH 23, 1989 | OPENING DAY AGE 29 | CONTRACT STATUS SIGNED THROUGH 2018

ACQUIRED CLAIMED OFF WAIVERS FROM NEW YORK-AL ON DECEMBER 14, 2017

2017 SUMMARY

- Split season between Single-A Tampa (57 games) and Double-A Trenton (15) in Yankees' system.
- Had two stints on 7-day disabled list (May 2-9 with Tampa and August 18-24 with Trenton).
- Homered in back-to-back outings for Tampa on July 23 & 25.
- Threw out 32.1 percent of attempted base stealers with Tampa (25-of-78), and 31.8 percent overall (28-of-88).

MINOR LEAGUE CAREER HIGHLIGHTS

- In **2016**, appeared in just 40 games between Double-A Jacksonville (35) and Single-A Jupiter (5).
- Had one stint on disabled list with right quad strain, from June 24 (retro to June 23) to July 12.
- Was a Midseason All-Star in the Southern League for Double-A Jacksonville in **2015**.
- Posted a .994 fielding percentage in 83 games behind the plate, committing just four errors in 647 total chances.
- Threw out 22.9 percent of attempted base stealers (24-of-105) and allowed just five passed balls.
- Opened season by hitting at a .318 (14x44) clip in 14 games in April; his eight RBI were the most of any month in the season.
- Had season-best 19 hits and four extra-base hits (two doubles, triple, home run) in May, batting .247 (77 at-bats).
- Batted .277 (44x159) with 14 runs, seven doubles, a triple, a home run, and 16 RBI in first half.
- Was starting catcher for South All-Stars in Southern League All-Star Game on June 23; walked in both plate appearances during a 9-0 loss for South squad.
- Did not appear after August 26 due to stint on 7-day disabled list with a back strain (Aug. 28-September 8).
- Split **2014** season between Single-A Greensboro (20 games) and Single-A Jupiter (29 games).
- On disabled list from August 15-27 due to a back strain.
- Opened season at Greensboro; had season-high three hits on May 27 vs. Lakewood.
- Transferred to Jupiter on June 2; had an RBI in three consecutive appearances from July 22-30.
- In **2013**, saw time at five different levels.
- Was on disabled list from May 7-July 25 due to fractured finger on his throwing hand.
- Opened year at Greensboro and remained there until DL stint.
- Appeared in five rehab games for GCL Marlins (July 4-12), batting .313 (5x16), and three rehab games for Single-A Batavia (July 14-21).

HONORS AND AWARDS

2015 SOUTHERN LEAGUE MIDSEASON ALL-STAR

- Reinstated from DL with Greensboro and appeared in five games (hr, 3 rbi) before promotion to Double-A Jacksonville for two games on Aug. 10 & 11 (1x4, rbi).
- Transferred to Jupiter on Aug. 17 and played final eight games of season there.
- Had a hit in six of those games (8x32), with three doubles, two home runs and eight RBI (.531 slugging percentage).
- Spent **2012** with Short Season-A Jamestown; batted .304 (7x23) with runners in scoring position and two outs.
- Spent majority of **2011** with Single-A Jupiter.
- Had career-long hitting streak of eight games from July 13-Aug. 1; batted .286 (8x28) with a double and an RBI.

PERSONAL/MISCELLANEOUS

- Sharif Othman...attended California Baptist University...led the Lancers in home runs in 2009 (7) and 2010 (16), and in RBI in 2010 (67)...as of the end of his collegiate career, his RBI total in 2010 was third-best single-season total in school history, while his home run total from that year ranked tied for eighth...was named to All-GSAC Team in 2009 and 2010, and won GSAC Gold Glove award for catcher in three straight seasons (2009-11)...was second team All-American in 2010...had fifth-highest career hit total in school history upon graduation (216); also ranked fifth in home runs (31) and RBI (151), sixth in total bases (348), and third in games played (215) and hit-by-pitch (40).



OTHMAN'S BATTING HISTORY

YEAR	CLUB	AVG.	G	AB	R	H	2B	3B	HR	RBI	SH	SF	HBP	BB	SO	SB	CS	OBP	SLG	E
2011	GCL MARLINS	.000	3	11	0	0	0	0	0	0	0	0	1	0	7	0	0	.083	.000	0
	JUPITER	.218	24	78	3	17	3	0	1	5	1	1	1	4	20	0	0	.262	.295	1
2012	JAMESTOWN	.181	37	116	15	21	5	1	2	11	1	0	0	9	25	1	0	.240	.293	3
	GCL MARLINS	.313	5	16	2	5	1	0	0	1	0	0	0	1	3	0	0	.353	.375	1
2013	BATAVIA	.200	3	10	1	2	0	0	0	1	0	0	0	2	2	0	0	.333	.200	0
	GREENSBORO	.167	17	48	5	8	2	0	2	4	2	0	1	5	13	0	0	.259	.333	2
	JACKSONVILLE	.250	2	4	1	1	0	0	0	1	0	0	0	1	2	0	0	.400	.250	0
	JUPITER	.250	8	32	5	8	3	0	2	8	1	0	0	2	3	1	0	.294	.531	0
	GREENSBORO	.219	20	73	7	16	3	0	2	9	2	0	0	4	19	0	0	.260	.342	2
2014	JUPITER	.133	29	90	9	12	2	0	3	8	7	1	0	14	26	0	0	.248	.256	2
	JACKSONVILLE	.238	83	282	23	67	9	1	3	28	3	1	4	20	68	0	0	.296	.309	4
2016	JUPITER	.050	5	20	0	1	0	0	0	2	0	0	0	7	0	0	0	.050	.050	1
	JACKSONVILLE	.176	35	102	9	18	4	2	0	4	2	0	0	8	32	0	0	.236	.255	4
2017	TAMPA	.208	57	178	15	37	5	0	5	17	1	2	3	10	39	2	2	.259	.320	6
	TRENTON	.275	15	51	4	14	2	0	2	5	0	0	1	12	0	0	0	.288	.431	2
MILB TOTALS		.204	343	1111	99	227	39	4	22	104	20	5	10	81	278	4	2	.263	.306	28

CAREER TRANSACTIONS

2017: Claimed off waivers by Miami from New York-AL on December 14
Signed by New York-AL as Minor League free agent on April 2

2011: Selected by Florida in 32nd round of First-Year Player Draft; signed by Marlins' scout Robby Carsaro



- Photo Credit: Roger Hoover 2016



FRONT OFFICE
 FIELD AND CLUBHOUSE STAFF
 PLAYERS
 2017 IN REVIEW
 CLUB HISTORY
 POSTSEASON HISTORY
 PLAYER DEVELOPMENT
 2018 OPPONENTS
 GENERAL INFORMATION



76 | DILLON PETERS

PITCHER HT 5'9" WT 202 | BATS LEFT THROWS LEFT

MLB SERVICE 31 DAYS | MLB DEBUT SEPTEMBER 1, 2017 VS. PHILADELPHIA | BIRTHPLACE INDIANAPOLIS, IN

BORN AUGUST 31, 1992 | OPENING DAY AGE 25 | CONTRACT STATUS SIGNED THROUGH 2018

ACQUIRED SELECTED IN 10TH ROUND OF 2014 FIRST-YEAR PLAYER DRAFT

2017 SUMMARY

- Overcame broken left thumb early in Minor League season and went 7-3 with a 1.57 ERA (63.0 ip/11 er) in 13 starts before earning his first MLB promotion in September.
- Had contract selected by Miami on September 1 and made MLB debut that night with a start vs. Philadelphia.
- Went 7.0 innings and struck out eight in debut, leaving in line for the win. Allowed just three hits and three walks. Tied Club record for innings pitched in an MLB debut, joining Justin Nicolino (June 20, 2015) and Brad Penny (April 7, 2000), and also tied for most strikeouts in an MLB debut, joining José Fernández (April 7, 2013).
- In debut, infielder Brian Anderson also started and made MLB debut. Marked 18th time in Club history two-or-more players made MLB debut in same game, and just fourth time that two players started MLB debut together, joining Justin Bour & J.T. Realmuto (June 5, 2014 at Tampa Bay); Christian Yelich & Jake Marisnick (July 23, 2013 at Colorado); and Dan Uggla & Eric Reed (April 3, 2006 at Houston). - *Stats LLC*
- Had 14 strikeouts over first two career starts, tying Dontrelle Willis for the third-most in Club history over a pitcher's first two career starts.
- Picked up first career win in final start, Sept. 28 vs. Atlanta.
- Went 1-1, 1.53 (31.1/18) in three starts at home, compared to 0-1, 9.88 (13.2/15) in three starts on road.
- Missed nearly two months of Minor League season after sustaining a fractured left thumb in April 17 start at Pensacola (hit by line drive).
- In four rehab starts, posted 1-1 record, allowing just one earned run (three total) over 17.1 innings.
- Prior to going on DL, allowed two runs and six hits over first two starts of season (10.1 ip). In return, allowed six hits and one run over 5.0 frames July 27 at Mississippi.
- Allowed average of 3.15 hits per start and surrendered more than three hits in a start just three times; July 27 at Mississippi (6), August 6 vs. Birmingham (7) and August 25 vs. Birmingham (4).
- Tossed season-high 6.2 innings in last Minor League outing, Aug. 25 vs. Birmingham. Held Barons scoreless with two walks and season-high tying seven strikeouts.
- Held opponents scoreless over final 13.2 innings in Minors, marking second-longest scoreless streak of season: tossed 14.2 scoreless from July 10-21.

MINOR LEAGUE CAREER HIGHLIGHTS

- Spent majority of 2016 with Single-A Jupiter (20 starts) before closing out year at Double-A Jacksonville (four starts).
- Went 5-4 with 3.23 ERA (61.1 ip/22 er) in 12 first-half starts.

CAREER BESTS

INNINGS PITCHED.....	7.0 — 9/1/17 vs. PHI
STRIKEOUTS.....	8 — 9/1/17 vs. PHI
LAST COMPLETE GAME.....	—
LAST SHUTOUT.....	—
LOW-HIT COMPLETE GAME.....	—
SCORELESS IP.....	7.0 — 9/1/17
WIN STREAK.....	—
LOSS STREAK.....	2 — 9/6/17 to 9/17/17

MLB DISABLED LIST HISTORY

NONE

HONORS AND AWARDS

2016..... FLORIDA STATE LEAGUE POSTSEASON ALL-STAR

- Set career high with eight strikeouts on May 20 vs. Brevard County.
- Garnered postseason All-Star honors in Florida State League for going 6-2, 1.41 (44.2/7) in eight starts during second half.
- Won five consecutive starts to close out stint with Jupiter, posting 0.61 ERA (29.2/2).
- Went 4-1, 1.27 (28.1/4) in five July starts, with 25 strikeouts and four walks.
- Averaged 7.6 strikeouts per 9.0 with Jupiter and issued 1.4 walks per 9.0; strikeout-to-walk ratio was 5.6.
- Made Double-A debut on August 9 at Chattanooga, tossing 6.2 scoreless innings (5 h, 3 bb, 5 so) and earning win.
- Earned win in first three starts for Jacksonville, posting a 1.53 ERA (17.2/3).
- Made professional debut in 2015 with GCL Marlins.
- First start was on July 9 vs. GCL Mets (ND, 2.0 ip, 3 so).
- First win came on July 25 vs. GCL Mets, in fourth and final start in GCL (5.0 ip, 4 h, r, er, 6 so).
- Promoted to Short-Season A Batavia and made debut on July 31 at Brooklyn, posting season-best seven strikeouts (L, 5.0 ip, 4 h, 2 r, 2 er, 2 bb).

FRONT OFFICE

FIELD AND CLUBHOUSE STAFF

PLAYERS

2017 IN REVIEW

CLUB HISTORY

POSTSEASON HISTORY

PLAYER DEVELOPMENT

2018 OPPONENTS

GENERAL INFORMATION



PERSONAL/MISCELLANEOUS

- Dillon James Peters...attended Cathedral High School in Indiana and University of Texas...college career and junior season were cut short by Tommy John surgery following 2014 Big 12 Tournament...was 7-3, 2.13 as a junior for Longhorns and 6-3, 1.97 as a sophomore...tossed 7.0 innings in a combined no-hitter against Kansas State on May 16, 2014...was Indiana All-State in 2009 & 2010, and 2010 Indiana Super Team Player of the Year...went 12-1, 0.63 with 154 strikeouts in 89.1 innings as a high school senior, and 10-1, 0.99 with 112 strikeouts in 71.0 innings as a junior.

PETERS'S PITCHING HISTORY

YEAR	CLUB	W-L	ERA	G	GS	CG	SHO	SV	SVO	IP	H	R	ER	HR	HB	BB	SO	WP	BK
2015	GCL MARLINS	1-1	0.68	4	4	0	0	0	0	13.1	10	4	1	0	1	3	13	0	0
	BATAVIA	0-3	4.83	7	7	0	0	0	0	31.2	40	25	17	2	0	10	27	1	1
2016	JUPITER	11-6	2.46	20	20	0	0	0	0	106.0	102	32	29	2	9	16	89	3	0
	JACKSONVILLE	3-0	1.99	4	4	0	0	0	0	22.2	17	5	5	2	0	4	16	2	0
2017	GCL MARLINS	0-1	1.35	2	2	0	0	0	0	6.2	3	3	1	0	1	4	6	1	0
	JUPITER	1-0	0.00	2	2	0	0	0	0	10.2	5	0	0	0	1	2	9	0	0
	JACKSONVILLE	6-2	1.97	9	9	0	0	0	0	45.2	33	11	10	1	3	11	40	6	0
	MIAMI	1-2	5.17	6	6	0	0	0	0	31.1	32	18	18	3	2	19	27	3	0
MLB TOTALS		22-13	2.40	48	48	0	0	0	0	236.2	210	80	63	7	15	50	200	13	1

BATTING HISTORY

YEAR	CLUB	AVG.	G	AB	R	H	2B	3B	HR	RBI	SH	SF	HBP	BB	SO	SB	CS	OBP	SLG	E
2017	MIAMI	.000	6	9	1	0	0	0	0	0	2	0	0	0	8	0	0	.000	.000	0

CAREER TRANSACTIONS

2014: Selected by Miami in 10th round of First-Year Player Draft; signed by Marlins' scout Ryan Wardinsky

2011: Selected by Cleveland in 20th round of First-Year Player Draft; did not sign



- Photo Credit: Rob Foldy 2017



14 | MARTÍN PRADO

INFIELD HT 6'0" WT 215 | BATS RIGHT THROWS RIGHT

MLB SERVICE 10 YEARS, 105 DAYS | MLB DEBUT APRIL 23, 2006 AT WASHINGTON (W/ATL) | BIRTHPLACE MARACAY, VEN BORN OCTOBER 27, 1983 | OPENING DAY AGE 34 | CONTRACT STATUS SIGNED THROUGH 2019

ACQUIRED WITH RHP DAVID PHELPS FROM NEW YORK-AL IN EXCHANGE FOR RHP NATHAN EOVALDI, INF GARRETT JONES AND RHP DOMINGO GERMAN ON DECEMBER 19, 2014

2017 SUMMARY

- Appeared in just 37 games due to three stints on disabled list.
- Started season on 10-day disabled list with right hamstring strain suffered playing for Venezuela in World Baseball Classic.
- At the time he was forced to withdraw from WBC, was batting .368 with three doubles, five RBI, and a .526 slugging percentage. Against Italy, he became first player in WBC history to record a five-hit game, and delivered a game-winning RBI double in the 10th inning.
- Recalled from rehab and reinstated from 10-day disabled list on April 17; appeared in 17 games, batting .290 (20x69) with two doubles, two home runs, and six RBI before being placed on the disabled list on May 8 due to a strained right hamstring.
- Recalled from rehab and reinstated from 10-day disabled list on June 23, and appeared in 20 games before being placed on 10-day disabled list on July 18 for remainder of season with a strained right hamstring.

MAJOR LEAGUE CAREER HIGHLIGHTS

- In **2016**, led National League (third in MLB) in average with runners in scoring position (.368); was sixth-highest mark in Club history.
- Ranked fourth in MLB (third in NL) with .340 average on road; was sixth-highest mark in Club history.
- Led Majors in average vs. left-handed pitchers (.424); was highest mark in Club history, surpassing a .399 mark by Hanley Ramirez in 2007.
- His .305 average overall ranked 11th in NL, 19th in MLB.
- Finished second on Club with 49 multi-hit games, behind Christian Yelich (50).
- Had 18 games of three-plus hits, fourth in NL behind Jean Segura (24), Charlie Blackmon (20), and DJ LeMahieu (20).
- Had three consecutive three-hit games from April 27-29, tied for second-longest streak in Club history (19th time), one shy of record held by Cody Ross in 2008. - *STATS LLC*.
- In **2015**, ranked third among National League third basemen with a .289 (134x463) batting average (.288/144x500 overall).
- Led MLB third basemen in fielding percentage (.976); his seven errors were tied with Yunel Escobar for fewest among qualifying MLB third basemen.
- Hit .338 (47x139) in third spot in lineup, good for third in MLB.
- Hit .353 (42x119) over his last 32 games, with six doubles, a triple, four home runs, and 25 RBI.
- Had three walk-off RBI, tied for second in Club history for a single season.
- Recorded seventh career walk-off hit on September 4 vs. the Mets and his eighth career walk-off RBI on September 6, again vs. the Mets.

CAREER BESTS

HITS	5 — 9/4/15 vs. NYM
RUNS	4 — 8/17/13 at PIT
HOME RUNS.....	2 (2x) — LAST, 7/7/10 at PHI
RBI	5 (3x) — LAST, 7/26/14 at PHI
SB	2 (4x) — LAST, 8/28/12 at SD
HITTING STREAK	14 — 10/1/09 to 4/16/10
GRAND SLAMS.....	2 — LAST, 5/12/11 vs. WSH
CAREER PINCH-HIT HR.....	2 — LAST, 9/11/14 vs. TB
CAREER GAME-ENDING HR.....	—

MLB DISABLED LIST HISTORY

2017	STRAINED RIGHT HAMSTRING (MARCH 30-APRIL 17) STRAINED RIGHT HAMSTRING (MAY 8-JUNE 23) STRAINED RIGHT KNEE (JULY 18-SEASON)
2015.....	RIGHT SHOULDER SPRAIN (JUNE 15-JULY 17)
2014.....	APPENDECTOMY (SEPTEMBER 16-SEASON)
2011.....	STAPH INFECTION, RIGHT CALF (JUNE 8-JULY 15)
2010.....	FRACTURED RIGHT FINGER (JULY 31-AUGUST 17)
2008.....	STRAINED LEFT THUMB (MAY 5-JULY 3)

HONORS AND AWARDS

2013....	NATIONAL LEAGUE PLAYER OF THE MONTH (AUGUST)
2011.....	NATIONAL LEAGUE PLAYER OF THE WEEK (MAY 9-15)
2010.....	NATIONAL LEAGUE ALL-STAR NATIONAL LEAGUE PLAYER OF THE WEEK (MAY 10-16)
2009.....	NATIONAL LEAGUE PLAYER OF THE WEEK (JUNE 29-JULY 5)
2007.....	INTERNATIONAL LEAGUE POSTSEASON ALL-STAR
2004.....	SOUTH ATLANTIC LEAGUE MIDSEASON AND POSTSEASON ALL-STAR

- Was just second Marlins' player to accomplish the feat in a three-game set, joining Dave Berg (Aug. 9 & 10, 1999 vs. San Francisco), according to *Elias* and *STATS LLC*.
- Also, Prado saw 12 pitches before hitting walk-off sac fly in the win on Sept. 6, including six straight foul balls prior to the RBI. According to *STATS LLC*, it was the most pitches seen in a plate appearance that resulted in a walk-off RBI since Jose Lopez had a walk-off single on the 14th pitch on May 1, 2009 for Seattle vs. Oakland.

FRONT OFFICE

FIELD AND CLUBHOUSE STAFF

PLAYERS

2017 IN REVIEW

CLUB HISTORY

POSTSEASON HISTORY

PLAYER DEVELOPMENT

2018 OPPONENTS

GENERAL INFORMATION



- Set new career-high with five hits on September 4 vs. Mets.
- Returned from rehab and reinstated from 15-day DL on July 17 (sprained right shoulder); appeared in three rehab games with Single-A Jupiter, going 3x10 (.300).
- Reached base safely in 18 straight games from April 19 to May 9; posted .333 (.25x75) average with 11 runs scored, five doubles, a home run, and 12 RBI over that span.
- Had season-long 11-game hitting streak from May 29 to June 9, his 13th career hitting streak of 10+ games.
- Posted .326 (15x46) average over streak, with three doubles, a triple, and three RBI.
- Recorded 450th career RBI with a solo home run on June 12 vs. Colorado.
- On May 23 vs. Baltimore, recorded sixth career walk-off hit and RBI, first since August 22, 2014 for Yankees vs. White Sox.
- Recorded 1,000th career hit with a solo homer off Kenley Jansen on June 14, **2014** at Los Angeles-NL.
- Tied career high with five RBI on July 26 at Philadelphia, going 3x4 with a double and home run.
- Spent most of season with Arizona, batting .270 (109x403) in 106 games prior to July 31 trade to the Yankees.
- After trade, hit .316 (42x133) in 37 games before appendectomy ended season on September 16. Had 18 runs scored and 16 RBI in that time, making 16 starts at second base, eight at third base, seven in right field and three in left field.
- Hit seven home runs in 37 games with Yankees after hitting just five in 106 games with Arizona.
- Batted .339 (21x62) with 10 runs, seven doubles, four home runs and 12 RBI in 17 games at Yankee Stadium.
- Collected his first hit as a Yankee with a fifth-inning single in August 2 win at Boston, snapping a career-high 0x19 stretch.
- Hit two-run homer and a ninth-inning walk-off single in August 22 win vs. Chicago-AL, going 2x5 with three RBI was fifth career walk-off hit.
- Hit pinch-hit, two-run homer in eighth inning in Sept. 11 win vs. Tampa Bay and remained in the game at third base; was second career pinch-hit home run.
- In **2013**, was one of 10 National League players with at least 30 games played in both infield and outfield; appeared in 113 games at third base, 32 at second base, 30 in left field and one at shortstop.
- Named NL Player of the Month for August, batting .374 (43x115) with 19 runs, 10 doubles, four homers and 30 RBI; marked his most hits and RBI ever in a calendar month.
- Collected four straight multi-RBI games from August 23-27, including three straight three RBI contests from August 24-27.
- Prior to season, played for Venezuela in World Baseball Classic, batting .455 (4-for-11) with two RBI.
- Established career highs in **2012** with Atlanta in games played (156), hits (186), doubles (42) and stolen bases (17).
- Led NL with 60 multi-hit games, was fourth in hits and fifth in doubles.
- Became 10th player in Braves history (13th time) with at least 60 multi-hit games in a season.
- Hit .323 (70x217) with 27 extra-base hits (22 doubles, three triples, two home runs) vs. left-handed pitchers; led Majors in doubles vs. lefties, and tied for fourth in extra-base hits.
- Started at four different positions over four consecutive games from August 23-26 (LF, SS, 3B and 2B), becoming first Brave to start at four different positions over a four-game stretch since Jerry Royster in 1984.
- Made his postseason debut, going 1x5 in Wild Card loss vs. St. Louis.
- In **2011**, collected three hitting streaks of at least 10 games (April 26-May 6; May 8-18; and Sept. 12-23).
- Named NL Player of the Week for May 9-15, batting .462 (12x26) over that span.
- Was placed on 15-day DL from June 8-July 15 with staph infection in right calf; played in five rehab games with Triple-A Gwinnett and Double-A Mississippi.
- Recorded fourth career walk-off hit (single) on Sept. 4 vs. Los Angeles-NL.
- In **2010**, finished ninth in NL Most Valuable Player balloting.
- Named to first career All-Star Game (Los Angeles-AL) and started at 2B in place of the injured Chase Utley.
- Named NL Player of the Week from May 10-16, batting .367 (11x30) over that stretch.
- Recorded 100th hit of season on June 19 vs. Kansas City, reaching mark in his 68th game of season; second-fastest player in Braves history to reach 100 hits, behind Ralph Garr (62 in 1974).
- On 15-day DL July 31-August 17 with fractured right finger.
- Suffered torn external oblique muscle on Sept. 27 vs. Florida and missed final five games of season.
- In **2009**, named NL Player of the Week for June 29-July 5, batting .577 (15-for-26) over the stretch.
- After season, played for Aragua in Venezuelan Winter League.
- Missed nearly two months in **2008** on disabled list with a strained left thumb, from May 5-July 3.
- Hit first career pinch-hit home run on July 20 vs. Washington.
- Hit .288 (17x59) in 28 games with Braves in **2007**, but spent most of season with Triple-A Richmond.
- In **2006**, made Major League debut on April 23 at Washington and collected first hit with a triple off Gary Majewski.
- Hit first home run on Sept. 14 vs. Philadelphia (Jamie Moyer).

MINOR LEAGUE CAREER HIGHLIGHTS

- Spent most of **2007** season with Triple-A Richmond, batting .316 (125x395) with 23 doubles, four home runs and 41 RBI in 103 games.
- Named to International League postseason All-Star team after ranking second in the league in batting average.
- Spent a majority of **2006** season in Minors, combining to bat .281 (117x417) with 18 doubles, three home runs and 38 RBI in 103 games with Double-A Mississippi and Triple-A Richmond.
- On DL from June 5-18 with a strained left hamstring.
- In **2005**, combined to hit .298 (131x440) with 20 doubles, five home runs and 45 RBI in 114 games with Single-A Myrtle Beach and Double-A Mississippi.
- In **2004** with Single-A Rome, named to South Atlantic League Midseason & Postseason All-Star teams.
- Placed on DL from April 30-May 18 with a sprained left wrist.
- Made professional debut in **2001** with DSL Braves and hit .299 (56x187) with 21 RBI in 61 games.

PERSONAL/MISCELLANEOUS

- Martin (mar-TEEN) M. Prado.



PRADO'S BATTING HISTORY

YEAR	CLUB	AVG.	G	AB	R	H	2B	3B	HR	RBI	SH	SF	HBP	BB	SO	SB	CS	OBP	SLG	E
2001	DSL BRAVES	.299	61	187	25	56	4	2	0	21	4	3	4	25	33	19	6	.388	.342	-
2002	DSL BRAVES	.320	59	222	35	71	18	3	1	26	1	2	3	17	16	13	5	.373	.441	-
2003	GCL BRAVES	.286	59	220	28	63	2	6	0	23	5	1	1	24	30	9	9	.358	.350	3
2004	ROME	.315	107	429	68	135	25	6	3	38	4	1	3	30	47	14	10	.363	.422	9
2005	MYRTLE BEACH	.306	75	297	44	91	13	3	4	34	0	5	0	24	48	9	6	.353	.411	9
	MISSISSIPPI	.280	39	143	17	40	7	1	1	11	1	1	0	17	17	3	3	.354	.364	2
2006	MISSISSIPPI	.278	43	176	17	49	6	2	1	15	0	1	0	14	35	2	2	.330	.352	9
	RICHMOND	.282	60	241	30	68	12	1	2	23	2	2	0	12	28	2	2	.314	.365	4
	ATLANTA	.262	24	42	3	11	1	1	1	9	2	0	0	5	7	0	.340	.405	2	
2007	RICHMOND	.316	103	395	61	125	23	3	4	41	7	3	4	34	41	5	4	.374	.420	3
	ATLANTA	.288	28	59	5	17	3	0	0	2	0	0	0	3	6	0	.323	.339	3	
2008	MISSISSIPPI	.263	5	19	2	5	2	0	0	3	0	0	0	3	2	0	0	.364	.368	0
	ATLANTA	.320	78	228	36	73	18	4	2	33	2	2	1	21	29	3	1	.377	.461	6
2009	ATLANTA	.307	128	450	64	138	38	0	11	49	11	4	2	36	59	1	3	.358	.464	7
2010	GWINNETT	.250	1	4	0	1	0	0	0	0	0	0	0	0	0	0	0	.250	.250	0
	ATLANTA	.307	140	599	100	184	40	3	15	66	3	6	3	40	86	5	3	.350	.459	11
2011	GWINNETT	.176	6	17	2	3	0	0	0	1	0	0	0	3	5	0	0	.300	.176	0
	MISSISSIPPI	.222	2	9	2	2	0	0	0	2	0	0	0	1	1	0	0	.300	.222	1
	ATLANTA	.260	129	551	66	143	26	2	13	57	1	3	1	34	52	4	8	.302	.385	8
2012	ATLANTA	.301	156	617	81	186	42	6	10	70	4	9	2	58	69	17	4	.359	.438	4
2013	ARIZONA	.282	155	609	70	172	36	2	14	82	0	6	2	47	53	3	5	.333	.417	10
2014	ARIZONA	.270	106	403	44	109	17	4	5	42	0	4	6	23	57	2	1	.317	.370	14
	YANKEES	.316	37	133	18	42	9	0	7	16	0	0	1	3	23	1	0	.336	.541	2
2015	JUPITER	.300	3	10	1	3	0	0	0	0	0	0	0	0	1	0	0	.300	.300	0
	MIAMI	.288	129	500	52	144	22	2	9	63	1	8	5	37	68	1	0	.338	.394	7
2016	MIAMI	.305	153	600	70	183	37	3	8	75	0	5	4	49	69	2	2	.359	.417	9
2017	JACKSONVILLE	.400	2	5	0	2	1	0	0	0	0	0	0	0	0	0	0	.400	.600	0
	JUPITER	.273	8	22	0	6	1	0	0	0	0	0	0	3	5	0	0	.360	.318	0
	MIAMI	.250	37	140	13	35	9	0	2	12	0	1	0	6	22	0	0	.279	.357	2
	MLB TOTALS	.298	513	1987	272	593	92	22	15	191	19	14	8	165	260	44	36	.352	.390	65
	MLB TOTALS	.291	1300	4931	622	1437	298	27	97	576	24	48	27	362	600	39	27	.340	.422	85

POSTSEASON HISTORY

YEAR	CLUB	SERIES	AVG.	G	AB	R	H	2B	3B	HR	RBI	SH	SF	HBP	BB	SO	SB	CS	OBP	SLG	E
2012	ATL/STL	NLWC	.200	1	5	0	1	0	0	0	0	0	0	0	0	1	0	0	.200	.200	0

ALL-STAR HISTORY

YEAR	CLUB/TM, SITE	AVG.	G	AB	R	H	2B	3B	HR	RBI	SH	SF	HBP	BB	SO	SB	CS	OBP	SLG	E	
2010	NL/ATL, LAA	.000	1	3	0	0	0	0	0	0	0	0	0	0	0	0	0	0	.000	.000	0

WORLD BASEBALL CLASSIC HISTORY

YEAR	CLUB	AVG.	G	AB	R	H	2B	3B	HR	RBI	SH	SF	HBP	BB	SO	SB	CS	OBP	SLG	E
2013	VENEZUELA	.455	3	11	2	5	3	0	0	2	0	0	0	2	0	0	0	.538	.727	1
2017	VENEZUELA	.368	5	19	2	7	3	0	0	5	0	0	0	2	4	0	0	.429	.526	1
	TOTALS	.400	8	30	4	12	6	0	0	7	0	0	0	4	4	0	0	.471	.600	2

CAREER TRANSACTIONS

2014: Acquired by Miami with RHP David Phelps from New York-AL in exchange for RHP Nathan Eovaldi, INF Garrett Jones and RHP Domingo German on December 19
Acquired by New York-AL from Arizona in exchange for INF Pete O'Brien and cash considerations on July 31

2013: Acquired by Arizona with RHP Randall Delgado, INF Nick Ahmed, RHP Zeke Spruill and INF Brandon Drury from Atlanta in exchange for OF Justin Upton and INF Chris Johnson on January 24

2001: Signed by Atlanta as non-drafted free agent on February 13; signed by Braves' scouts Rolando Petit and Julian Perez





11 | J.T. REALMUTO

CATCHER HT 6'1" WT 213 | BATS RIGHT THROWS RIGHT

MLB SERVICE 3 YEARS, 38 DAYS | MLB DEBUT JUNE 5, 2014 AT TAMPA BAY | BIRTHPLACE DEL CITY, OK
 BORN MARCH 18, 1991 | OPENING DAY AGE 27 | CONTRACT STATUS SIGNED THROUGH 2018
 ACQUIRED SELECTED IN THIRD ROUND OF 2010 FIRST-YEAR PLAYER DRAFT

2017 SUMMARY

- Finished season with career highs in games (141), runs (68), home runs (17), RBI (65) and walks (36).
- Recipient of "Mr. Marlin" Award, as voted on by the South Florida chapter of the BBWAA.
- Ranked second in MLB in hits as a catcher (133), first in runs (64), tied for first in triples (3), third in games (126), sixth in average (.274) and tied for sixth in RBI (58).
- Ranked fifth in MLB with 21 runners caught stealing, and ranked third with five catcher pick-offs.
- Ranked seventh in National League (13th in MLB) in road average (.317/96x303).
- Hit first career walk-off home run on September 19 vs. New York-NL; marked second career walk-off hit (other, RBI double on April 14, 2017 vs. New York-NL).
- Hit second career inside-the-park home run on August 24 at Philadelphia, the 18th in Club history and first since he also did so on Sept. 8, 2015 vs. Milwaukee.
- Recorded second career multi-home run game on July 22 at Cincinnati, first of season (2 home runs).
- Had 15-game hitting streak on road (.379/22x58) from April 18 to May 23; was longest by a catcher in Club history.
- Set career high with 18-game on-base streak from May 18-June 10; hit .286 (18x63) with five doubles, a triple, three home runs, and nine RBI, and reached base at .400 clip.

MAJOR LEAGUE CAREER HIGHLIGHTS

- Finished 2016 season with 268 hits, 52 doubles, and 21 home runs in first two full seasons as a catcher (excluding stats from his 11 games in 2014). According to *STATS LLC*, was just fifth catcher in MLB history to reach those plateaus in first two full seasons as a catcher, joining Johnny Bench from 1968-69 (311 hits-63 doubles-41 homers), Benito Santiago from 1987-88 (286-55-28), Kenji Johjima from 2006-07 (286-54-32), and Russell Martin from 2006-07 (275-58-29).
- Stole 11th base of season as a catcher on Sept. 24 (12th overall); 11 set new Club record for a catcher in a season, breaking tie with Ivan Rodriguez (2003) and Benito Santiago (1993).
- Finished year with 19 steals as catcher for career, a new Club record; set mark with 12th career SB as C on June 23 vs. the Cubs, passing Benito Santiago (11).
- Led National League (second in MLB) in road batting average (.352); was third-highest mark in Club history.
- Hit .303 overall for season, ranking 12th in NL, 21st in MLB.
- Batted .301 as a catcher, ranking fourth in MLB behind Wilson Ramos (.309), Yadier Molina (.308), and Jonathan Lucroy (.306); that set new Club record, surpassing .300 mark by Ivan Rodriguez in 2003.

CAREER BESTS

HITS	4 (5x) — LAST, 9/10/17 at ATL
RUNS	3 (5x) — LAST, 7/26/17 at TEX
HOME RUNS.....	2 (2x) — LAST, 7/22/17 at CIN
RBI.....	6 — 8/12/15 vs. BOS
SB	2 (2x) — LAST, 9/2/17 vs. PHI
HITTING STREAK	11 — 7/25/16 to 8/8/16
GRAND SLAMS.....	1 — 8/12/15 vs. BOS
CAREER PINCH-HIT HR.....	—
CAREER GAME-ENDING HR	1 — 9/19/17 vs. NYM

MLB DISABLED LIST HISTORY

NONE

HONORS AND AWARDS

2017	MLBPAA MARLINS HEART AND HUSTLE AWARD SOUTH FLORIDA BBWAA "MR. MARLIN" AWARD NATIONAL LEAGUE PLAYER OF THE WEEK (APRIL 3-9)
2015	SOUTH FLORIDA BBWAA MARLINS' ROOKIE OF THE YEAR
2014.....	MARLINS' MINOR LEAGUE PLAYER OF THE YEAR SOUTHERN LEAGUE MIDSEASON AND POSTSEASON ALL-STAR SOUTHERN LEAGUE PLAYER OF THE WEEK (APRIL 14-20)
2013	SOUTHERN LEAGUE MIDSEASON ALL-STAR
2012.....	FLORIDA STATE LEAGUE MIDSEASON ALL-STAR

- On April 24 at San Francisco, tied career high with four hits; would reach that mark three times on the year.
- Had a hit in seven straight at-bats on July 3 & 4, one shy of tying Club record; had a hit in seven straight plate appearances before walk in 8th inning on July 4.
- On May 3 vs. Arizona, was first catcher in Club history to start in leadoff spot. Did so in four games on that homestand, and 23 times overall, batting .330 (32x97) with 19 runs scored, seven doubles, a home run, and seven RBI.
- Had career-best 11-game hitting streak July 25-August 8; hit .357 (15x42) with five doubles and five RBI.
- Had then career-long 17-game on-base streak July 25-Aug. 17 (surpassed in 2017); hit .302 (19x63) during streak.





- In **2015**, was named team Rookie of the Year by South Florida chapter of the Baseball Writers Association of America, and was named to *TOPPS* MLB All-Star Rookie Team.
- Was recalled from Triple-A New Orleans on April 13.
- Set the Club single-season records for a rookie catcher in: games (118), average (.260), runs (48), hits (113), doubles (21), triples (7), RBI (47), and stolen bases (8).
- Led all Major League catchers in triples and steals, and ranked sixth in hits.
- Was ninth among MLB rookies (sixth in NL) in total hits (114).
- His seven triples as a catcher were the most by a backstop since Darrell Porter had eight in 1979.
- Recorded first career multi-homer game on September 8 vs. Milwaukee, with second home run being inside-the-park; was first catcher with an ITP homer as part of multi-homer game since Gary Carter (May 31, 1980 vs. STL). - *Elias*
- Became third player in Club history with ITP homer as part of multi-homer game (others, Hanley Ramirez, 2, Sept. 27, 2006 vs. Cincinnati, and Derrek Lee, 2, April 12, 2003 vs. Atlanta).
- Set Club record with five RBI in an inning (6th) on August 12 vs. Boston, and tied Club record for most RBI in a game by a catcher (6; also, Charles Johnson - June 23, 1995 at Cincinnati).
- Hit .345 (29x84) over final 25 games, with five doubles, a triple, three home runs, and nine RBI. His average led all MLB catchers over that span (from August 31, min. 89 pa).
- Had career-long 10-game hitting streak snapped on Sept. 15 at the Mets; it was tied for longest by any catcher in Club history.
- Set new career high with four hits on June 5 at Colorado.
- Became just 13th catcher (17th time) in Club history to have a four-plus hits in a game; Miguel Olivo is only catcher to have a five-hit game (June 16, 2007 at Kansas City).
- Made MLB debut on June 5, **2014** at Tampa Bay and had first hit (two-run single) in second AB.
- Was hitting behind Justin Bour in lineup that day, who was also making MLB debut. In AB prior to Realmuto's first hit, Bour recorded his first hit with an infield single. Became first position players to record first career hits in back-to-back PA since Joe Inglett & Ryan Garko with Cleveland on July 1, 2006.
- Had three stints with Marlins: June 1-18, July 25-28, and September 13-season.
- In Game 2 of doubleheader on Sept. 26 at Washington, recorded first career XBHs (2b, 3b) and set career highs in hits (3), RBI (4) and runs scored (2).

MINOR LEAGUE CAREER HIGHLIGHTS

- Earned Marlins' Minor League Player of the Year honors in **2014** after leading Double-A Jacksonville with .299 (112x375) regular season batting average. Including postseason play, posted .302 (121x401) mark.
- Batting average ranked eighth in Southern League.
- Led Suns in average and stolen bases (18), and ranked second in hits (112), doubles (25) and total bases (173).
- Batted .346 (9x26) in postseason play as Suns won SL championship; recorded a hit in all seven games, with 10 runs, four doubles and three RBI.
- Was batting just .189 over first 10 games of season with Jacksonville before seven-game hitting streak from April 15-24 raised season average to .333.
- Batted .538 (14x26) during that streak, with three three-hit games, three doubles and eight RBI.
- Had season-long nine-game hitting streak from July 22 to August 3 (.275/11x40, 4 r, 2b, 5 rbi).

- Had season-high four hits on May 26 vs. Montgomery, matching career-high (4x).
- Best month was May, with .301 (28x93) average, nine doubles, three triples, two homers, and 16 RBI in 25 games.
- Batted .358 (43x120) with runners in scoring position and .365 (19x52) with runners in scoring position with two outs.
- Spent **2013** season with Double-A Jacksonville, where he earned Southern League Midseason All-Star honors.
- Batted .230 (61x265) prior to All-Star break, with 16 doubles, two triples, three home runs, and 23 RBI. Following break, batted .262 (27x103) with five doubles, a triple, two homers, and 16 RBI.
- Best month of season was June, when he batted .293 (24x82) in 24 games, with six doubles, a triple and nine RBI, and posted a .355 on-base percentage.
- Batted .273 (3x11) with bases loaded, with a double, home run and 10 RBI. Grand slam came on July 14 vs. Mobile.
- His four RBI in that game set a season high, which he tied on August 18 at Chattanooga.
- Had season-high four hits on April 17 at Pensacola (4x6, 3 r, 2b), and on July 29 vs. Chattanooga (4x5, 3 r, 2b, hr, 2 rbi).
- Had season-long eight-game hitting streak from July 10-21 (.294/10x34, 3 2b, hr, 7 rbi).
- Ended season on five-game hitting streak (.333/7x21).
- Spent entire **2012** season with Single-A Jupiter, earning Florida State League Midseason All-Star honors. Batted .256 (55x215) prior to FSL All-Star Game, with 30 runs scored, six doubles, four home runs and 24 RBI. Also, walked 22 times and struck out just 28 times, and had 11 steals in 15 attempts with a .331 on-base percentage.
- Best month was June, when he batted .294 (25x85) in 23 games, with 16 runs scored, a double, two home runs, 14 RBI and a .364 on-base percentage.
- Had season-long 10-game hitting streak from June 8-21. Batted .310 (13x42) during streak, with six runs and five RBI.
- Recorded 36 multi-hit games, including six three-hit games.
- Following the season, batted .222 (8x36) in 14 games for Phoenix in Arizona Fall League. Had a home run and four RBI, walked seven times to 10 strikeouts, and had .349 OBP.
- Spent **2011** season with Single-A Greensboro, where he had three hitting streaks of seven-or-more games.
- Season-high streak was nine games, from April 28-May 11. Batted .357 (10x28), with three doubles and two RBI.
- Also had seven-game streaks from May 25-June 19 and July 26-August 2.
- Had season highs of four hits, two home runs and six RBI on August 23 vs. West Virginia.
- Batted .269 (36x134) with 12 runs scored, seven doubles, two triples, 13 RBI, a .342 on-base percentage and a .351 slugging percentage in 40 games in first half of season. In 56 games during second half, batted .299 (64x214) with 34 runs scored, nine doubles, a triple, 12 home runs, 36 RBI, a .351 on-base percentage and a .519 slugging percentage.
- Made professional debut for GCL Marlins on August 16, **2010**; went 1x3 with a run scored vs. GCL Astros.

PERSONAL/MISCELLANEOUS

- Jacob Tyler Realmuto (reel-mu-toe)...attended Carl Albert High School in Midwest City, Oklahoma...married Alexis (Taylor) prior to 2016 spring training...played baseball, basketball, and football in high school...won two state championships each in baseball and football.

REALMUTO'S BATTING HISTORY

YEAR	CLUB	AVG.	G	AB	R	H	2B	3B	HR	RBI	SH	SF	HBP	BB	SO	SB	CS	OBP	SLG	E
2010	GCL MARLINS	.175	12	40	2	7	0	0	0	4	0	0	0	7	11	0	1	.298	.175	0
2011	GREENSBORO	.287	96	348	46	100	16	3	12	49	1	0	6	26	78	13	6	.347	.454	14
2012	JUPITER	.256	123	446	63	114	16	0	8	46	3	6	7	37	64	13	5	.319	.345	15
2013	JACKSONVILLE	.239	106	368	41	88	21	3	5	39	0	7	5	36	68	9	1	.310	.353	8
2014	JACKSONVILLE	.299	97	375	66	112	25	6	8	62	0	4	3	41	59	18	5	.369	.461	7
	MIAMI	.241	11	29	4	7	1	1	0	9	0	0	0	1	8	0	0	.267	.345	1
2015	NEW ORLEANS	.385	3	13	3	5	0	0	0	0	0	0	0	0	1	1	0	.385	.385	0
	MIAMI	.259	126	441	49	114	21	7	10	47	1	4	2	19	70	8	4	.290	.406	6
2016	MIAMI	.303	137	509	60	154	31	0	11	48	0	3	5	28	100	12	4	.343	.428	10
2017	MIAMI	.278	141	532	68	148	31	5	17	65	0	3	8	36	106	8	2	.332	.451	6
	MILB TOTALS	.268	437	1590	221	426	78	12	33	200	4	17	21	147	281	54	18	.335	.394	44
	MLB TOTALS	.280	415	1511	181	423	84	13	38	169	1	10	15	84	284	28	10	.322	.428	23

CAREER TRANSACTIONS

2010: Selected by Florida in third round of First-Year Player Draft; signed by Marlins' scout Steve Taylor



- Photo Credit: Rob Foldy 2017





88 | TREVOR RICHARDS

PITCHER HT 6'2" WT 190 | BATS RIGHT THROWS RIGHT

MLB SERVICE NONE | BIRTHPLACE AVISTON, IL

BORN MAY 15, 1993 | OPENING DAY AGE 24 | CONTRACT STATUS SIGNED THROUGH 2018

ACQUIRED SIGNED AS MINOR LEAGUE FREE AGENT ON JULY 2, 2016

2017 SUMMARY

- Split second professional season between Single-A Jupiter (13 games, 11 starts) and Double-A Jacksonville (14 starts). Combined to go 12-11 with a 2.53 ERA (146.0 ip/41 er) overall.
- Opened campaign at Jupiter, going 7-4, 2.17 (70.2/71) to earn Florida State League Midseason All-Star honors.
- Set career high with 11 strikeouts on June 2 at Dunedin, when he allowed just one hit and no walks over 6.0 shutout innings, earning FSL Pitcher of the Week honors for May 29-June 4.
- Did not appear in FSL All-Star Game due to starting three days prior (June 14) at St. Lucie, his final start with Jupiter before June 21 promotion to Jumbo Shrimp.
- Tossed at least 6.0 innings in seven of last nine starts for Hammerheads, including 6.1 on May 27 vs. Bradenton, his season-high with Jupiter.
- Posted 3-0 record with 0.53 ERA (17.0/1) over final three starts with Jupiter.
- Won first start with Jacksonville, on June 23 at Jackson (5.1 ip, 7 h, 3 r, 3 er, hr, 3 bb, 3 so).
- Started 2-0, 1.93 (23.1/5) over first four starts with 'Shrimp, including 10-strikeout game on July 9 vs. Biloxi, before taking back-to-back losses on July 14 & 20.
- Set overall season-high with 7.0 innings on July 9 vs. Biloxi and July 26 at Mississippi.

HONORS AND AWARDS

2017 FLORIDA STATE LEAGUE MIDSEASON ALL-STAR
FLORIDA STATE LEAGUE PITCHER OF THE WEEK
(MAY 29-JUNE 4)

MINOR LEAGUE CAREER HIGHLIGHTS

- Began professional career in 2016 at Short-Season A Batavia.
- Allowed five runs (two earned) on seven hits, with six strikeouts, in relief in pro debut on July 12 at Williamsport.
- Made first career start in third and final outing for Muckdogs on July 21 vs. Williamsport (4.0 ip, h, bb, 6 so).
- Promoted to Single-A Greensboro on July 28 and made eight starts for Grasshoppers down the stretch.
- Earned win in first two starts, and allowed two-or-fewer runs in six-of-eight starts.
- Had 1.85 ERA (34.0/7) in first six starts before allowing eight earned runs in 9.2 innings over final two starts.
- Held left-handed hitters to .169 (12x71) average with 'Hoppers.

PERSONAL/MISCELLANEOUS

- Trevor Michael Richards... attended Mater Dei Catholic High School in Illinois... his 230 career strikeouts at Drury University were second-most in program history time of his graduation.

PITCHING HISTORY

YEAR	CLUB	W-L	ERA	G	GS	CG	SHO	SV	SVO	IP	H	R	ER	HR	HB	BB	SO	WP	BK
2016	BATAVIA	0-0	1.69	3	1	0	0	0	0	10.2	9	5	2	1	0	2	15	4	0
	GREENSBORO	2-3	2.68	8	8	0	0	0	0	43.2	29	17	13	3	6	14	38	7	0
2017	JUPITER	7-4	2.17	13	11	0	0	0	0	70.2	54	21	17	2	5	12	81	4	0
	JACKSONVILLE	5-7	2.87	14	14	0	0	0	0	75.1	67	32	24	4	3	18	77	3	0
MLB TOTALS		14-14	2.52	38	34	0	0	0	0	200.1	159	75	56	10	14	46	211	18	0

CAREER TRANSACTIONS

2016: Signed by Miami as Minor League free agent on July 2





10 | JT RIDDLE

INFIELD | HT **6'1"** WT **188** | BATS **LEFT** THROWS **RIGHT**

MLB SERVICE **158 DAYS** | MLB DEBUT **APRIL 11, 2017 VS. ATLANTA** | BIRTHPLACE **FRANKFORD, KY**

BORN **OCTOBER 12, 1991** | OPENING DAY AGE **26** | CONTRACT STATUS **SIGNED THROUGH 2018**

ACQUIRED **SELECTED IN 13TH ROUND OF 2013 FIRST-YEAR PLAYER DRAFT**

2017 SUMMARY

- Began season with Triple-A New Orleans; appeared in three games (6x14) before being recalled on April 9 and making MLB debut on April 11 vs. Atlanta (0x4).
- Recorded first career hit in second game (April 12 vs. Atlanta).
- First career home run was walk-off two-run home run on April 16 vs. New York-NL, becoming third in Club history to do so (also, Robert Andino and Miguel Cabrera).
- Optioned to New Orleans on April 19 and recalled on May 8.
- Placed on 10-day disabled list with left biceps tendinitis on July 25, ending his season.
- Overall, appeared in 70 games with Miami over two stints, batting .250 (57x228) with 13 doubles, a triple, three home runs, 31 RBI.
- Opened career 2x21 (.095) in first 13 games.
- Had a hit in 37 of final 57 games played, batting .266 (55x207).
- Put together eight-game hitting streak from July 2-9, batting .419 (13x31) with two doubles and six RBI.
- Ranked 18th in hits (57) and 15th in RBI (31) and multi-hit games (16) among National League rookies.
- Was 16x51 (.314) with 26 RBI with runners in scoring position; average ranked third among NL rookies (min. 50 plate appearances).

MINOR LEAGUE CAREER HIGHLIGHTS

- Played primarily for Double-A Jacksonville (101 games) before joining Triple-A New Orleans for final 15 games of **2016**.
- Set career highs in games played (116), hits (123), doubles (20), and walks (34); tied career high in triples (four).
- Batted a combined .276 (123x445), good for third among qualified Marlins' minor leaguers.
- Produced career-best 25-game hitting streak (.370/37x100) from June 23-August 6, longest in Southern League in 2016.
- Reached base a season-high five times on July 8 at Biloxi, going 4x4 with a walk, an RBI, and two runs scored.
- Hit a season-high .444 (24x54) in 14 July games, with six doubles, a home run, five RBI, and 12 runs scored.
- On 7-day disabled list (left hamstring strain) from July 10-26.
- Named Southern League Postseason All-Star after batting .338 (44x130) with eight doubles, a triple, a home run, 15 RBI, and three stolen bases in 34 second-half games before being promoted August 18 to Triple-A New Orleans.
- Had a 10-game hitting streak (.342/13x38) from August 20-31 and hit safely in 11 of first 12 games with NOLA (.326/15x46).
- Played at three levels of the Marlins' system in **2015**, including Single-A Jupiter (45 games), Double-A Jacksonville (44 games) and Triple-A New Orleans (one game).

CAREER BESTS

HITS	3 (2x) — LAST, 5/20/17 at LAD
RUNS	2 (2x) — LAST, 5/28/17 vs. LAA
HOME RUNS.....	1 (3x) — LAST, 5/28/17 vs. LAA
RBI.....	4 — 5/20/17 at LAD
SB	—
HITTING STREAK	8 — 7/2/17 to 7/9/17
GRAND SLAMS.....	—
CAREER PINCH-HIT HR.....	—
CAREER GAME-ENDING HR	1 — 4/16/17 vs. NYM

MLB DISABLED LIST HISTORY

2017	LEFT BICEPS TENDINITIS JULY 25-SEASON
------------	--

HONORS AND AWARDS

2016.....	SOUTHERN LEAGUE POSTSEASON ALL-STAR
2015.....	FLORIDA STATE LEAGUE MIDSEASON ALL-STAR
2014.....	SOUTH ATLANTIC LEAGUE PLAYER OF THE WEEK (JULY 28)

- Ranked fifth among all Marlins minor leaguers with a .283 (102x361) batting average in 90 games combined for the season.
- Earned Florida State League Midseason All-Star honors with Jupiter after batting .269 (45x167) with six doubles, a triple, nine RBI, 27 runs scored and six stolen bases in 41 games before the FSL All-Star break.
- Had two DL stints: with Jupiter from May 24-June 20 (right ankle sprain), and with Jacksonville from August 16-September 8 (tooth infection).
- Promoted to Jacksonville on June 27; aside from one-game stint at Triple-A New Orleans on August 4, spent rest of season with the Suns.
- Had the first multi-homer game of his career on July 31 at Mobile; had two home runs and a career-high five RBI.
- Batted a combined .358 (38x106) when he led off an inning for Jupiter and Jacksonville.
- Following the season, played in 12 games for Mesa Solar Sox in Arizona Fall League, batting .217 (10x46) with three doubles, a home run, five RBI, four runs scored and a stolen base.



- Spent the entire **2014** season with Single-A Greensboro and tied for second on the team in home runs (nine).
- Named South Atlantic League Player of the Week for July 27-27 after he batted .500 (13x26) with three doubles, two home runs, five RBI and 10 runs scored in six games for the week.
- Compiled a career-high 14-game hitting streak from July 16-31, hitting .381 (24x63) with four doubles, one triple, three home runs, eight RBI and 17 runs scored during that stretch.
- Delivered a career-high five hits (5x7) with four runs scored, two doubles, a home run, and three RBI on June 30 in a 20-2 win at Asheville.
- Was on the 7-day disabled list from April 10-May 10 with a left ankle fracture.
- Made his professional debut with Short-A Batavia in **2013** and led the team with 38 runs scored in 59 games.

- Had multiple hits in nine of 11 games from August 2-16, hitting .432 (19x44) with four doubles, a home run, and eight RBI.
- Batted a season-best .342 (38x111) in 29 games in August, with seven doubles, 11 RBI, and 27 runs scored.

PERSONAL/MISCELLANEOUS

- Joshua Travis Riddle...in three years at the University of Kentucky, batted .283 with 28 doubles, three triples, nine home runs, 83 RBI and 16 stolen bases in 168 games...compiled a streak of 358.1 consecutive errorless innings from 2012-13 while making 121 consecutive starts at second base and shortstop...named Kentucky High School Mr. Baseball in 2010 after leading Western Hills (KY) High School to its first district title in 15 years.

RIDDLE'S BATTING HISTORY

YEAR	CLUB	AVG.	G	AB	R	H	2B	3B	HR	RBI	SH	SF	HBP	BB	SO	SB	CS	OBP	SLG	E
2013	BATAVIA	.243	59	222	38	54	10	0	2	18	4	3	5	10	28	6	1	.288	.315	9
2014	GREENSBORO	.280	103	435	65	122	17	4	9	60	6	6	4	26	55	5	1	.323	.400	22
2015	JUPITER	.270	45	185	30	50	6	1	0	9	2	0	0	11	29	7	3	.311	.314	5
	NEW ORLEANS	.667	1	3	2	2	0	0	0	0	0	0	0	2	0	0	0	.800	.667	0
	JACKSONVILLE	.289	44	173	26	50	6	1	5	20	3	3	2	8	24	0	0	.323	.422	10
2016	JACKSONVILLE	.278	101	389	49	108	18	4	3	51	4	3	0	33	72	5	1	.332	.368	7
	NEW ORLEANS	.268	15	56	4	15	2	0	1	2	0	0	0	1	9	1	0	.281	.357	1
2017	NEW ORLEANS	.286	16	63	9	18	4	1	2	6	0	0	0	1	8	1	0	.297	.476	2
	MIAMI	.250	70	228	20	57	13	1	3	31	2	5	0	12	50	0	2	.282	.355	8
	MILB TOTALS	.275	384	1526	223	419	63	11	22	166	19	15	11	92	225	25	6	.318	.374	56

CAREER TRANSACTIONS

2013: Selected by Miami in 13th round of First-Year Player Draft; signed by Marlins' scout Matt Gaski

2010: Selected by Boston in 35th round of First-Year Player Draft; did not sign



- Photo Credit: Peter Rentshler 2017



NON-ROSTER INVITE

2 | YADIEL RIVERA

INFIELD | HT **6'3"** | WT **185** | BATS **RIGHT** | THROWS **RIGHT**

MLB SERVICE **105 DAYS** | MLB DEBUT **SEPTEMBER 22, 2015 AT CHICAGO-NL (W/MIL)** | BIRTHPLACE **CAGUAS, PR**
 BORN **MAY 2, 1992** | OPENING DAY AGE **25** | CONTRACT STATUS **SIGNED THROUGH 2018**
 ACQUIRED **SIGNED AS MINOR LEAGUE FREE AGENT ON NOVEMBER 23, 2017**

2017 SUMMARY

- Opened season with Triple-A Colorado Springs; had one stint with Milwaukee, from July 6-17.
- Appeared in just one game for Brewers, on July 6 at the Cubs, playing third base and going 0x2 off the bench.
- Appeared in 107 games for Sky Sox.
- Hit .333 (19x57) in 16 games in April, with three doubles, a triple, a home run, and five RBI. Fell to .204 (15x98) in 28 games in May, but with seven doubles, a home run, and 15 RBI.
- Had four straight multi-hit games during a season-long five-game hitting streak from April 16-21 (.500/10x20).
- On 7-day disabled list from June 26-July 5; went 8x21 (.381) in four-game rehab assignment with Arizona League Brewers.

MAJOR LEAGUE CAREER HIGHLIGHTS

- In **2016**, made first career Opening Day roster with Milwaukee.
- Had four stints with Brewers: Opening Day-May 11; June 21-22; July 8-16; and September 4 through end of season.
- Appeared in 35 games and made 16 starts for Brewers (eight at second base, four at shortstop, four at third base).
- Posted first career RBI on May 2 vs. Angels, going 2x4.
- Split most of **2015** season between Double-A Biloxi and Triple-A Colorado Springs, but was recalled by Milwaukee on September 22 and made MLB debut that night, coming off bench to play third base (0x2).
- Had first career hit on Sept. 24 at St. Louis, a single off of Michael Wacha.
- Following the season, played for Surprise Saguaros in Arizona Fall League and was named to Top Prospects Team and earned Darnell Stenson Sportsmanship Award.
- Hit .315 (23x73) with a home run, 11 RBI, and seven steals in 21 games for Surprise.

MINOR LEAGUE CAREER HIGHLIGHTS

- Opened **2016** season on MLB roster for Brewers but was optioned to Triple-A Colorado Springs on May 11.
- Had a hit in 14 of first 17 games with Sky Sox, batting .311 (22x74) with nine RBI.
- Had an RBI in four straight games from June 14-17, and in six of seven from June 14-25 (eight total RBI).
- Spent most of **2015** split between Double-A Biloxi (52 games) and Colorado Spring (81), getting recall to Milwaukee following end of Minor League season (September 22).
- Opened season with Shuckers; had 11-game hitting streak from April 11-23 (.385/15x39).
- Over first 19 games of season, hit .369 (24x65) with 11 RBI.
- Promoted to Colorado Springs from May 14-August 18.
- Hit .311 (19x61) over first 15 games with Sky Sox.

CAREER BESTS

HITS	2 (2x) — LAST, 5/2/16 vs. LAA
RUNS	2 (3x) — LAST, 9/26/16 at TEX
HOME RUNS	—
RBI	1 (3x) — LAST, 9/26/16 at TEX
SB	—
HITTING STREAK	2 (3x) — LAST, 5/5/16 to 5/7/16
GRAND SLAMS	—
CAREER PINCH-HIT HR	—
CAREER GAME-ENDING HR	—

MLB DISABLED LIST HISTORY

NONE

HONORS AND AWARDS

2015	ARIZONA FALL LEAGUE DERNELL STENSON SPORTSMANSHIP AWARD
2012	MIDWEST LEAGUE MIDSEASON ALL-STAR
2011	PIONEER LEAGUE POSTSEASON ALL-STAR

- In that time, had 11-game hitting streak from May 21-31 (.318/14x44).
- In **2014**, combined to hit .258 in 124 games between Single-A Brevard County and Double-A Huntsville.
- Started at second base on April 8 for Brevard County; first career appearance at a position other than shortstop.
- Hit .323 (20x62) vs. left-handers for Manatees.
- Made first career appearance at Double-A on June 24 for Huntsville. Played exclusively at shortstop after 28 games at second base with Manatees.
- Spent entire **2013** season with Brevard County, swiping career-high 13 bases despite not registering first theft until June 24.
- Posted .326 (28x86) average in 24 games in June; did not hit over .248 in any other month.
- In **2012**, was Midwest League Midseason All-Star with Single-A Wisconsin.
- Posted season-long 10-game hitting streak from May 13-24 (.351/13x37).
- After average dropped to season-low .218 through August 8, hit .375 (33x88) over final 23 games to close season at .247; included season-ending six-game hitting streak (.478/11x23).





- Combined to hit .236 in 106 games between Wisconsin (32 games) and Rookie-level Helena Brewers (74) in **2011**.
- Began season with Wisconsin and was assigned to Helena on June 14 for remainder of campaign.
- Did not go consecutive games without a hit in first 41 outings for Brewers, batting .306 (57x186) in that time.
- Hit for cycle on July 18 at Casper, going 5x5 with five runs, a single, two doubles, a triple, a home run, four RBI, and a walk.
- That was second-to-last game of career-long 17-game hitting streak, from July 2-19. Hit .392 (29x74) during streak, with 19 runs scored and 14 RBI.

- Earned Pioneer League Postseason All-Star honors.
- Made pro debut in **2010** with Arizona League Brewers.
- Posted a hit in nine of his first 11 games, batting .280 (14x50) with 10 RBI.

PERSONAL/MISCELLANEOUS

- Yadiel (YA-dee-el) Rivera... graduated from Maneula Toro High School in Puerto Rico

RIVERA'S BATTING HISTORY

YEAR	CLUB	AVG.	G	AB	R	H	2B	3B	HR	RBI	SH	SF	HBP	BB	SO	SB	CS	OBP	SLG	E
2010	AZL BREWERS	.209	49	206	22	43	8	1	0	23	0	2	1	9	72	6	2	.243	.257	12
2011	WISCONSIN	.194	32	103	6	20	2	1	1	5	4	0	0	4	34	0	0	.224	.262	11
	HELENA	.248	74	330	47	82	14	7	8	38	2	0	3	14	91	7	3	.285	.406	23
2012	WISCONSIN	.247	127	465	61	115	26	5	12	49	6	5	4	26	119	7	3	.290	.402	22
2013	BREVARD COUNTY	.241	129	478	51	115	16	2	5	37	4	1	9	32	80	13	8	.300	.314	24
2014	BREVARD COUNTY	.255	66	231	35	59	8	2	3	17	1	2	4	16	50	5	3	.312	.346	8
	HUNTSVILLE	.262	58	183	31	48	9	6	2	13	2	0	1	10	36	5	2	.304	.410	17
2015	COLO. SPRINGS	.238	81	290	32	69	8	4	1	28	2	2	2	10	53	4	3	.266	.303	16
	BILOXI	.277	52	184	23	51	9	3	1	16	5	0	2	17	30	8	7	.345	.375	4
	MILWAUKEE	.071	7	14	0	1	0	0	0	0	0	1	0	0	0	4	0	0	.071	.071
2016	COLO. SPRINGS	.227	83	304	38	69	7	8	2	41	2	4	6	10	78	4	3	.262	.322	11
	MILWAUKEE	.212	35	66	12	14	4	0	0	3	3	0	0	2	20	0	0	.235	.273	5
2017	AZL BREWERS	.381	4	21	7	8	0	0	1	5	0	0	0	0	2	0	1	.381	.524	1
	MILWAUKEE	.000	1	2	0	0	0	0	0	0	0	0	0	0	1	0	0	.000	.000	0
	COLO. SPRINGS	.218	107	376	45	82	15	3	5	43	3	1	4	30	104	5	2	.282	.314	12
	MILB TOTALS	.240	862	3171	398	761	122	42	41	315	31	17	36	178	749	64	37	.287	.344	161
	MLB TOTALS	.183	43	82	12	15	4	0	0	3	4	0	0	2	25	0	0	.202	.232	6

CAREER TRANSACTIONS

2017: Signed by Miami as Minor League free agent on November 23

2010: Selected by Milwaukee in ninth round of First-Year Player Draft; signed by Brewers' scouts Charlie Sullivan and Manolo Hernandez

MARLINS NOTES

TRIPLE PLAYS IN MARLINS HISTORY

TURNED BY MARLINS:

DATE AND OPPONENT
JULY 28, 2002 AT MONTREAL

PLAYERS INVOLVED
MIKE LOWELL (3B) AND DERREK LEE (1B)

BATTER
VLADIMIR GUERRERO

TURNED AGAINST MARLINS:

DATE AND OPPONENT
SEPTEMBER 29, 1993 VS. MONTREAL
SEPTEMBER 12, 1995 AT CINCINNATI
MAY 11, 2000 VS. ATLANTA
AUGUST 1, 2002 VS. ST. LOUIS

PLAYERS INVOLVED
SEAN BERRY (3B), MIKE LANSING (2B) AND RANDY READY (1B)
JEFF BRANSON (3B), BRET BOONE (2B) AND HAL MORRIS (1B)
CHIPPER JONES (3B), QUILVIO VERAS (2B) AND ANDRES GALARRAGA (1B)
J.D. DREW (RF), EDGAR RENTERIA (SS) AND TINO MARTINEZ (1B)

BATTER
CHUCK CARR
ALEX ARIAS
MIKE LOWELL
ERIC OWENS



90 | JONATHAN RODRIGUEZ

INFIELD | HT **6'2"** | WT **250** | BATS **RIGHT** | THROWS **RIGHT**

MLB SERVICE **NONE** | BIRTHPLACE **SAN JUAN, PR**
 BORN **AUGUST 21, 1989** | OPENING DAY AGE **28** | CONTRACT STATUS **SIGNED THROUGH 2018**
 ACQUIRED **SIGNED AS MINOR LEAGUE FREE AGENT ON JANUARY 19, 2018**

2017 SUMMARY

- Spent most of season with Double-A Chattanooga in Minnesota's system (119 games) before finishing campaign with five games for Triple-A Rochester.
- Named a Southern League Postseason All-Star after batting .346 (80x231) in 62 second-half games, with 21 doubles, 15 home runs, and 48 RBI.
- Hit .266 (54x203) in 57 first-half games, with 10 doubles, six homers, and 28 RBI.
- Named SL Player of the Week for July 2-8. Hit .444 (12x27) with four doubles, a home run, and five RBI.
- Had season-long 14-game hitting streak from April 26-May 10, batting .310 (18x58) with six doubles, two homers, and 12 RBI.
- Streak tied for fourth-longest in SL on the season.
- Also had 11-game streak, from May 25-June 15; hit .372 (16x43) with a double, a home run, and seven RBI in that time.
- Reached base safely in 26 consecutive road games from April 13-June 15, batting .323 (31x96) in that time. It was second-longest such streak of SL season.
- Homered twice on June 28 at Mississippi, and again on July 19 at Mobile.
- Posted .383 average (44x115) in 29 July games, with six homers and 22 RBI; highest average and most RBI of any month on the season, and tied for most homers (August).
- Hit .3087 (134x434), finishing second for SL batting title to Jacksonville's Braxton Lee (.3088/147x476).
- Led SL in on-base percentage (.414) and slugging (.525).
- Was second in SL in home runs, total bases (228), and walks (80); tied for third in doubles (31); was fourth in RBI (76).

MINOR LEAGUE CAREER HIGHLIGHTS

- Split **2016** between Double-A Springfield (81 games) and Triple-A Memphis (39).
- Opened season with Redbirds and hit .259 (35x135) through May 28 before transfer to Springfield.
- Homered four times in final six games with Memphis, including two-homer game on May 26 at Salt Lake City.
- Debuted at Springfield on May 31; homered in three-of-four games from June 11-13 to kick off season-best (tied) eight-game hitting streak (.344/11x32).
- Also had eight-game run from August 13-21 (.323/10x31).
- Ended season on five-game hitting streak (.444/8x18), with three home runs and four RBI.
- Reached base safely via hit or walk in 97 of 124 games with Double-A Springfield in **2015**.
- Ranked tied for eighth in Texas League in walks (56) and RBI (65) and tied for 10th in runs scored (65).

HONORS AND AWARDS

2017 SOUTHERN LEAGUE POSTSEASON ALL-STAR
 SOUTHERN LEAGUE PLAYER OF THE WEEK (JULY 2-8)
2014..... TEXAS LEAGUE MIDSEASON ALL-STAR
 TEXAS LEAGUE PLAYER OF THE WEEK (APRIL 21-27)
2013.....FLORIDA STATE LEAGUE
 MIDSEASON AND POSTSEASON ALL-STAR
 FLORIDA STATE LEAGUE
 PLAYER OF THE WEEK (JULY 29-AUGUST 4)

- Ran off a 12-game hitting streak from July 19-August 1, batting .346 (18x46) during the streak.
- Reached base safely in 20 consecutive road games from June 25-August 1.
- Batted .333 (39x117) against left-handed pitchers, with four home runs and 19 RBI.
- In **2014**, named Cardinals' Minor League Player of the Month for April after batting .346 (27x78) with nine doubles, four home runs and 15 RBI.
- Named a Texas League Midseason All-Star after batting .249 (50x201) with 12 doubles, two triples, six homers, and 30 RBI prior to break.
- Named TL Player of the Week for April 21-27, batting .519 (14x27) with five doubles, a homer, and six RBI.
- Posted an RBI in five consecutive games from August 5-9.
- In **2013**, was Cardinals' Minor League Player of the Month for July, batting .382 with six home runs and 28 RBI, tallying an RBI in 17-of-25 games that month.
- Named an FSL Midseason All-Star after batting .285 (59x207) with 20 doubles, a triple, four homers, and 23 RBI prior to the break.
- Started at designated hitter for South squad in 8-1 win at Dunedin; went 1x3 with a two-run home run, a walk, and two runs scored.
- Named FSL Player of the Week for July 29-August 4, batting .433 (13x30) with four home runs, 10 RBI and 10 runs scored.
- Finished season second in FSL in slugging (.481); tied for second in doubles (34) and total bases (219); tied for third in hits (129), extra-base hits (53), and runs (71); fourth in walks (60); fifth in homers (18); and ninth in batting (.284).
- Homered in three consecutive games from August 5-7.
- Hit first professional grand slam vs. Tampa on July 21 as part of a multi-homer game.
- Led all Cardinals' minor leaguers in doubles (34) and ranked second with a career-high 21 stolen bases.





- Missed half of **2012** season at Single-A Palm Beach (64 games) due to left wrist injury.
- Homered twice at Dunedin on June 6; was 3x5 with three doubles on May 7 vs. Brevard County.
- Spent **2011** at Single-A Quad Cities and ranked fourth in Midwest League with 20 home runs, third with 77 walks, and fifth in on-base percentage (.389).
- Had two home runs vs. Clinton August 31 as part of 4x5 game with four runs scored.
- Hit .385 with two homers and league-leading 11 RBI during MWL playoffs.
- Spent **2010** with Short-Season A Batavia.
- Tied for third in New York-Penn League in home runs (12).
- Homered in three straight games from August 1-3.
- Had a hit in seven of last eight games of season, batting .424 (14x33) with nine runs scored, three doubles, two triples, three homers, and nine RBI.

- During that stretch, homered in back-to-back games on September 1 & 2, with two solo homers in first game. Also had four-game RBI streak from Sept. 1-4.
- Ranked fifth among Cardinals minor leaguers in slugging percentage (.500).
- Split **2009** between Gulf Coast League Cardinals (30 games) and Johnson City (24) in Rookie ball.
- Had a three-hit game in each of first two professional outings, June 23 & 24 for GCL Cardinals.
- Led Cardinals' minor leaguers in on-base percentage (.421), was fifth in batting average (.309), and third in OPS (.858).

PERSONAL/MISCELLANEOUS

- Jonathan Rodriguez... attended Manatee Community College (FL).

RODRIGUEZ'S BATTING HISTORY

YEAR	CLUB	AVG.	G	AB	R	H	2B	3B	HR	RBI	SH	SF	HBP	BB	SO	SB	CS	OBP	SLG	E
2009	GCL CARDINALS	.351	30	97	12	34	8	1	0	15	0	0	2	18	14	3	0	.462	.454	0
	JOHNSON CITY	.250	24	68	9	17	5	0	2	7	0	0	1	11	18	1	1	.363	.412	3
2010	BATAVIA	.258	69	244	46	63	13	5	12	40	1	4	3	28	56	3	2	.337	.500	10
2011	QUAD CITIES	.251	118	394	67	99	27	0	20	70	0	3	14	77	109	4	5	.389	.472	21
2012	PALM BEACH	.252	64	222	24	56	16	0	6	28	0	1	3	22	68	2	2	.327	.405	7
2013	PALM BEACH	.284	126	455	71	129	34	1	18	72	0	2	6	60	101	21	4	.373	.481	6
2014	SPRINGFIELD	.266	114	406	45	108	19	2	11	51	0	3	4	56	96	8	2	.358	.404	6
2015	SPRINGFIELD	.275	124	454	65	125	24	0	13	65	0	2	1	56	100	9	4	.355	.414	11
2016	MEMPHIS	.259	39	135	18	35	6	0	7	24	0	0	0	10	46	3	1	.310	.459	5
	SPRINGFIELD	.255	81	302	43	77	14	1	8	36	0	2	3	40	86	1	4	.346	.387	3
2017	CHATTANOOGA	.309	119	434	87	134	31	0	21	76	0	7	3	80	113	2	0	.414	.525	7
	ROCHESTER	.167	5	18	2	3	0	0	1	2	0	0	1	1	5	0	0	.250	.333	0
	MILB TOTALS	.273	913	3229	489	880	197	10	119	486	1	24	41	459	812	57	25	.368	.450	79

CAREER TRANSACTIONS

2018: Signed by Miami as Minor League free agent on January 19

2017: Signed by Minnesota as Minor League free agent on Jan. 5

2009: Selected by St. Louis in 17th round of First-Year Player

Draft; signed by Cardinals' scout Charley Gonzalez

MARLINS NOTES

MARLINS FARMHANDS TO PLAY IN FUTURES GAME

YEAR	PLAYER	TEAM	YEAR	PLAYER	TEAM
2017	BRIAN ANDERSON	USA	2006	JOSE GARCIA	WORLD
	TAYRON GUERRERO	WORLD	2005	JEREMY HERMIDA	USA
2016	JOSH NAYLOR	WORLD		JOSH WILLINGHAM (DNP)	USA
2015	JARLIN GARCÍA	WORLD	2004	BILL MURPHY	USA
2014	DOMINGO GERMAN	WORLD	2003	DENNY BAUTISTA	WORLD
2013	CHRISTIAN YELICH	USA	2002	JASON STOKES	USA
2012	JOSÉ FERNÁNDEZ	WORLD		MIGUEL CABRERA	WORLD
	CHRISTIAN YELICH	USA	2001	ADRIAN GONZALEZ	USA
2011	JHAN MARÍNEZ	WORLD		MIGUEL CABRERA	WORLD
2010	LOGAN MORRISON	USA	2000	JOSH BECKETT	USA
	OZZIE MARTINEZ	WORLD	1999	BRAD PENNY	USA
2009	GIANCARLO STANTON	USA		A.J. BURNETT	USA
2008	JESUS DELGADO	WORLD		JASON GRILLI	USA
2007	CHRIS COGHLAN	USA			
	RICK VANDENHURK	WORLD			



19 | MIGUEL ROJAS

INFIELD HT 5'11" WT 188 | BATS RIGHT THROWS RIGHT

MLB SERVICE 3 YEARS 43 DAYS | MLB DEBUT JUNE 6, 2014 AT COLORADO (W/LAD) | BIRTHPLACE LOS TEQUES, VEN
BORN FEBRUARY 24, 1989 | OPENING DAY AGE 29 | CONTRACT STATUS SIGNED THROUGH 2018

ACQUIRED WITH INF DEE GORDON AND RHP DAN HAREN FROM LOS ANGELES-NL IN EXCHANGE FOR LHP ANDREW HEANEY, RHP CHRIS HATCHER, INF ENRIQUE HERNANDEZ AND C AUSTIN BARNES ON DECEMBER 10, 2014

2017 SUMMARY

- Despite spending most of first half on disabled list, bounced back to set new career highs in runs (37), hits (79), doubles (16), triples (2), RBI (26), and average (.290) as the Club's primary shortstop.
- Recipient of the "Good Guy" Award, as voted on by the South Florida chapter of BBWAA.
- Average ranked third on team, behind Marcell Ozuna (.312) and Dee Gordon (.308).
- Had a hit in 52 of 75 starts, batting .288 (76x264).
- Made 70 starts at shortstop, three at third base and two at second base.
- Posted .397 average (25x63) over final 20 games to raise season average from .258 to .290.
- Recorded career-high four RBI on September 25 at Colorado.
- Had eight-game hitting streak (.375/12x32) snapped on September 24 at Arizona; was tied for career best.
- Posted first career walk-off RBI with sac fly in 11th inning on August 26 vs. San Diego.
- On disabled list May 9 to July 18 due to right thumb fracture.
- Made 10 rehab appearances with Double-A Jacksonville (two games; .143/1x7) and Single-A Jupiter (eight games; .308/8x26).

MAJOR LEAGUE CAREER HIGHLIGHTS

- Posted new career high (surpassed in 2017) of 48 hits in 2016.
- Had first career stolen base on June 23 vs. Cubs.
- On June 26 vs. Cubs, became just seventh player in Club history to go 2x2 with 2 runs scored coming off the bench; first since Gaby Sanchez (4/16/10).
- Had a hit in 15 of last 22 games started (.293/22x75), with seven doubles, a home run, and four RBI.
- Batted .262 (37x141) in 44 starts overall, with 10 doubles, a home run, and 13 RBI.
- Made first of 41 career appearances at 1B on April 5 vs. Detroit, and first of three starts there on July 24 vs. the Mets.
- Made no errors in 104.1 innings at first base, none in 170.2 innings at second base, and none in 43.0 innings at third base; made 4 errors in 208.2 innings at shortstop.
- Began 2015 season with Triple-A New Orleans; was recalled on June 26 and spent remainder of season with Miami.
- Appeared in 60 games after recall, making Marlins' debut on June 27 vs. Dodgers.
- Hit .354 (23x65) over last 20 games, with three doubles, a home run, and nine RBI.
- Average over that stretch (Sept. 11-end of season) led Major League shortstops.

CAREER BESTS

HITS	4 (2x) — LAST, 9/30/17 vs. ATL
RUNS	3 — 5/3/17 at TB
HOME RUNS	1 (4x) — LAST, 9/20/17 vs. NYM
RBI	4 — 9/25/17 at COL
SB	1 (4x) — LAST, 5/5/17 at NYM
HITTING STREAK	8 (2x) — LAST, 9/10/17 to 9/23/17
GRAND SLAMS	—
CAREER PINCH-HIT HR	—
CAREER GAME-ENDING HR	—

MLB DISABLED LIST HISTORY

2017RIGHT THUMB FRACTURE (MAY 9-JULY 18)

HONORS AND AWARDS

2017	SOUTH FLORIDA BBWAA GOOD GUY AWARD
2015	MARLINS' MINOR LEAGUE PLAYER OF THE MONTH (MAY)
2013	DODGER PRIDE AWARD DOUBLE-A CHATTANOOGA (JULY)

- In 24 games off the bench, batted .273 (6x22), with two doubles and four RBI.
- Had three-run pinch-hit double on August 5 vs. the Mets; first such hit by a Marlins' player since Brett Carroll on September 2, 2009 vs. Atlanta. Also tied his career single-game high with three RBI.
- Tied career-high with three hits on July 2 vs. San Francisco and Sept. 25 vs. Atlanta (also, Aug. 10, 2014 at Milwaukee).
- Appeared in 18 games for Tiburones de La Guaira in Venezuelan Winter League following the season, batting .177 (11x62) with seven runs scored and five RBI.
- Had contract selected by Dodgers on June 6, 2014 and made Major League debut that night at Colorado as a defensive replacement at shortstop in the eighth inning.
- Made first career start on June 8 at Colorado as third baseman.
- Flied out in first career at-bat in second inning. Had first career hit (single) and RBI in top of sixth inning; drove in last run of four-run rally that gave Dodgers 6-1 lead in a game that was called due to rain before bottom of sixth.



- Dodgers were 59-26 (.694) when Rojas appeared in a game.
- Had first career multi-hit game on June 17 vs. Colorado (2x3), and recorded first multi-RBI game next night, also vs. Rockies; knocked in three runs in that outing, marking a season high.
- Hit first career home run on July 9 at Detroit (Max Scherzer).
- Played for Tiburones de La Guaira in the VWL following the season, batting .234 (26x111) in 35 games.

MINOR LEAGUE CAREER HIGHLIGHTS

- Opened **2015** season with Triple-A New Orleans and batted .301 (75x249) in 65 games through June 26 before being recalled to Marlins for remainder of season.
- Led NOLA in hits at time of recall on June 26; spent remainder of season with Marlins.
- Hit .328 (20x61) in April, followed by .347 (34x98) mark in May that earned him Marlins' Minor League Player of the Month award.
- Opened **2014** with Triple-A Albuquerque and hit .302 (48x159) in 51 games prior to selection to ML roster.
- After batting just .246 (15x61) over 21 games in April, rebounded by batting .336 (33x98) over 30 games in May (27) and June (3), with 21 runs scored, four home runs and nine RBI.
- Was in midst of eight-game hitting streak at time of promotion to the Dodgers, batting .412 (14x34). Scored at least one run in every game during that stretch (12 total), including three on June 2 vs. Salt Lake, and had four home runs and seven RBI.
- Hitting streak included five straight multi-hit games from May 28-June 1, and six overall (all were two-hit games).
- Hit home runs in consecutive games on May 28 & 29 (both at Sacramento) and June 2 & 3 (both vs. Salt Lake), marking first back-to-back games with homers in career.
- In **2013**, led Double-A Chattanooga with 130 games played, tied for career high (also, 2009); 129 were at shortstop.
- Named Chattanooga's Dodger Pride award winner for July after batting .280 (25x75) with seven runs scored, three doubles and four RBI in 25 games.
- Had four-hit game on July 14, and four consecutive multi-hit games from July 27-30.
- Appeared in 40 games for Tiburones de La Guaira in VWL following the season, batting .241 (21x87).
- Split **2012** between Triple-A Louisville and Double-A Pensacola in Cincinnati system.
- Transferred between the two Clubs five times during the year.
- Opened campaign with Pensacola and was transferred to Louisville on April 30. Was transferred back to Pensacola on May 10; remained with Blue Wahoos until just May 13 before promotion back to Louisville. Stayed with Bats for more than a month until transfer back to Double-A on June 26. Final promotion back to Louisville came on Sept. 1.
- Following the season, appeared in 32 games for Tiburones de La Guaira in the VWL, batting .224 (19x85) with 10 runs.
- Appeared in just 74 games, including six rehab outings, in **2011** due to three trips to DL while assigned to Double-A Carolina.
- First stint on DL was from April 8-17 for a left wrist sprain; second stint was from June 2-24 for a right shoulder strain.
- Longest stretch on DL, for right shoulder tendinitis, came less than a week after second reinstatement, lasting from June 29-August 11, including six-game rehab stint with AZL Reds in which he hit .471 (8x17) with three doubles and six RBI.
- Returned to Mudcats on August 12 and was 0x4, but recorded two RBI; followed that game with a hit in four of next six contests, going 6x21 (.286) with three RBI.

- Played in 38 games for Tiburones de La Guaira in the VWL following the season, batting .298 (31x112) with 10 runs scored, four doubles, a triple, and eight RBI.
- Limited to 82 games, including one rehab game, in **2010** due to stint on DL from June 23-Aug. 17 for a left wrist sprain.
- Opened season with Single-A Lynchburg. Had a hit in six of first eight games, including season-long six-game hitting streak from April 10 (Game 2) to April 19. Hit .500 (11x22) during streak, with six runs scored and an RBI.
- Hit .246 (15x61) in 17 games following return from DL.
- Named best defensive shortstop in Cincinnati system by Baseball America.
- Played in 48 games for Tiburones de La Guaira in the VWL following the season, batting .301 (37x123) with nine RBI.
- Appeared at Single-A for first time in career in **2009** and set career high with 130 games played (tied in 2013).
- With Dayton in Midwest League, was named the league's best defensive shortstop by Baseball America.
- Recorded career-best 10-game hitting streak from May 2-13, batting .371 (13x35) with a home run and four RBI.
- Was part of a stretch from May 2-23 in which he recorded a hit in 18 of 20 games, batting .325 (25x77).
- Had season-high 16 RBI that month; set new career high for a single month.
- Put up .385 (37x96) average over 28 games in July, marking highest month average of career (min. 25 games).
- Had five games with three-or-more hits in July, including first career four-hit game on July 18 vs. Beloit.
- Batted .234 (54x231) with 11 extra-base hits (one home run) and 22 RBI prior to All-Star break, and .311 (74x238) with 11 extra-base hits (no home runs) and 27 RBI after break.
- Played in Venezuelan Winter League for first time following the season, batting .284 (27x95) with 14 runs scored, four doubles, and eight RBI in 36 games for Tiburones de La Guaira.
- Made North American debut in **2008** with Billings in Pioneer League, recording a hit in six of first eight games (6x30).
- Spent first three pro seasons in Venezuelan Summer League (**2006 & 2007**) and Dominican Summer League (2007).

PERSONAL/MISCELLANEOUS

- Miguel Elias Rojas Naidenoff...married to Mariana Rojas Gamboa; they have a son, Aaron Elias (11/28/15)...despite not watching his first American football game until 2016, won the 2016 Marlins' clubhouse fantasy football league along with co-owners Martín Prado and head athletic trainer Dustin Luepker.



ROJAS'S BATTING HISTORY

YEAR	CLUB	AVG.	G	AB	R	H	2B	3B	HR	RBI	SH	SF	HBP	BB	SO	SB	CS	OBP	SLG	E
2006	VSL REDS	.178	58	157	21	28	3	0	0	8	7	0	8	24	28	9	4	.317	.197	24
2007	VSL RAYS/REDS	.228	30	101	12	23	5	0	2	9	3	1	3	14	11	1	1	.336	.337	6
	DSL REDS	.250	7	16	3	4	1	0	0	0	3	0	0	3	0	1	0	.368	.313	0
2008	BILLINGS	.183	61	208	27	38	8	1	1	21	2	0	4	14	35	3	1	.248	.245	10
2009	DAYTON	.273	130	469	50	128	16	3	3	49	15	4	4	35	44	14	8	.326	.339	13
2010	AZL REDS	.750	1	4	1	3	0	0	0	1	0	0	0	0	0	1	0	.750	.750	0
	LYNCHBURG	.230	74	244	28	56	3	2	1	14	8	0	3	11	38	12	4	.271	.270	16
	CAROLINA	.222	7	27	1	6	0	0	0	4	0	0	2	4	1	1	1	.276	.222	1
2011	AZL REDS	.471	6	17	6	8	3	0	0	6	0	0	2	6	1	4	1	.640	.647	0
	CAROLINA	.259	68	239	26	62	6	0	0	24	7	3	0	16	39	11	7	.302	.285	8
2012	PENSACOLA	.210	58	143	14	30	1	0	0	10	0	0	1	16	17	2	3	.294	.217	4
	LOUISVILLE	.186	44	129	9	24	3	0	1	7	7	1	0	7	16	0	0	.226	.233	2
2013	CHATTANOOGA	.233	130	420	45	98	12	2	5	32	13	2	3	40	49	10	4	.303	.307	16
2014	ALBUQUERQUE	.302	51	159	27	48	9	0	4	13	0	1	3	10	21	7	3	.353	.434	1
	DODGERS	.181	85	149	16	27	3	0	1	9	1	0	2	10	28	0	0	.242	.221	7
2015	NEW ORLEANS	.301	65	249	32	75	15	4	3	23	7	2	4	13	26	2	5	.343	.430	6
	MIAMI	.282	60	142	13	40	7	1	1	17	2	2	0	11	16	0	1	.329	.366	2
2016	MIAMI	.247	123	194	27	48	12	0	1	14	6	2	1	11	27	2	1	.288	.325	4
2017	JACKSONVILLE	.143	2	7	1	1	0	0	0	0	1	0	1	0	1	0	0	.250	.143	0
	JUPITER	.308	8	26	3	8	2	0	0	2	0	0	1	3	1	0	1	.400	.385	0
	MIAMI	.290	90	272	37	79	16	2	1	26	1	2	4	27	32	2	1	.361	.375	10
	MILB TOTALS	.245	800	2615	306	640	87	12	20	223	73	14	37	214	331	78	43	.309	.310	107
	MLB TOTALS	.256	358	757	93	194	38	3	4	66	10	6	7	59	103	4	3	.314	.330	23

CAREER TRANSACTIONS

2014: Acquired by Miami with INF Dee Gordon and RHP Dan Haren from Los Angeles-NL in exchange for LHP Andrew Heaney, RHP Chris Hatcher, INF Enrique Hernandez and C Austin Barnes on December 10

2012: Signed by Los Angeles-NL as Minor League free agent on November 13

2005: Signed by Cincinnati as non-drafted free agent on November 24; signed by Reds' scouts Luis Baez and Maximo Rombely



- Photo Credit: Rob Foldy 2017





55 | DREW RUCINSKI

PITCHER HT 6'2" WT 190 | BATS RIGHT THROWS RIGHT

MLB SERVICE 42 DAYS | MLB DEBUT JULY 10, 2014 AT TEXAS (W/LAA) | BIRTHPLACE NEENAH, WI
BORN DECEMBER 30, 1988 | OPENING DAY AGE 29 | CONTRACT STATUS SIGNED THROUGH 2018
ACQUIRED SIGNED AS MINOR LEAGUE FREE AGENT ON NOVEMBER 30, 2017

2017 SUMMARY

- Spent most of year with Triple-A Rochester in Twins' system, earning International League Midseason All-Star honors.
- Made 32 appearances (two starts) for Red Wings.
- Posted 2-2 record and one save with 1.54 ERA (35.0 ip/6 er) in first half; was 0-4 with 3.86 ERA (28.0/12) in second half.
- Did not allow a run in 12 straight appearances (21.1 innings) from May 27-July 15.
- After allowing a run in six of seven appearances, posting four losses and 8.74 ERA (11.1/11), from July 29-August 17, rebounded with four scoreless outings (8.1 ip) to end season.
- Had brief stint with Twins from May 5-10, making two relief appearances.
- Tied career MLB high with five strikeouts on May 6 vs. Boston.

MAJOR LEAGUE CAREER HIGHLIGHTS

- Made **2015** Opening Day roster for Angels and appeared in four games, making first career start on April 14 at Texas (2.2 ip, 6 h, 4 r, 4 er, 4 bb).
- Had five stints with Los Angeles: Opening Day-April 15; June 7-13; July 31-August 3; August 25-27; and September 1-5.
- Made MLB debut in **2014**; contract was selected from Double-A Arkansas on July 10 and made debut out of bullpen that night at Texas (1.0 ip, 4 h, 2 r, 2 er, hb, so).
- Struck out five batters in second career appearance, Sept. 19 vs. Texas.

MINOR LEAGUE CAREER HIGHLIGHTS

- Spent **2016** season in starting rotation for Triple-A Iowa Cubs.
- Held left-handed batters to a .243 (63x259) average and right-handed hitters to a .342 (124x363) average.
- Led Iowa in starts (28), innings pitched (155.0), strikeouts (116) and tied for second in wins (7).
- Spent majority of **2015** with Triple-A Salt Lake in Angels' system, going 5-7, 5.69 ERA (112.1/71) in 22 starts; was recalled five times by Angels.
- Combined to go 5-9, 5.81 ERA (119.1/77) with 50 walks and 91 strikeouts in 26 games (23 starts) between Los Angeles and Salt Lake.
- Began **2014** with Double-A Arkansas in Angels' system.
- Named Texas League Player of the Week for June 2-9 after tossing complete game shutout vs. Northwest Arkansas on June 7, allowing just five hits with no walks and six strikeouts.
- Complete game began a seven-decision winning streak through August 1, a span of 10 starts, with a 2.35 ERA (65.0/17).
- Named Texas League Midseason All-Star after going 6-4, 2.40 (82.2/22) in 15 starts prior to break.

CAREER BESTS

INNINGS PITCHED.....	4.0 — 9/19/14 vs. TEX
STRIKEOUTS	5 (2x) — LAST, 5/6/17 vs. BOS
LAST COMPLETE GAME.....	—
LAST SHUTOUT	—
LOW-HIT COMPLETE GAME	—
SCORELESS IP.....	4.1 — 4/11/15 to 4/14/15
WIN STREAK.....	—
LOSS STREAK.....	2 — 4/14/15 through 2017

MLB DISABLED LIST HISTORY

NONE

HONORS AND AWARDS

2017.....	INTERNATIONAL LEAGUE MIDSEASON ALL-STAR
2014.....	TEXAS LEAGUE MIDSEASON ALL-STAR TEXAS LEAGUE PITCHER OF THE WEEK (JUNE 2-8)

- Finished second in Texas League in strikeouts (140), sixth in innings pitched (148.2) and tied for eighth in wins (10).
- Began **2013** with Rockford in independent Frontier League before signing Minor League deal with Angels on August 6.
- Had 2.88 ERA (100.0/32) and 101 strikeouts in 15 starts with Rockford.
- Made five starts with Single-A Inland Empire, going 2-2 with a 1.86 ERA (29.0/6), with four walks and 21 strikeouts.
- Spent **2012** season in the independent Frontier League with Rockford, going 7-4, 3.13 (103.2/36) in 22 games (15 starts).
- Ranked 12th in the Frontier League in strikeouts (91).
- Split first professional season in **2011** between Single-A Mahoning Valley, Single-A Lake County, and the Arizona League Indians in Cleveland's system; combined to go 4-0, 2.92 ERA (37.0/12) in 22 games.

PERSONAL/MISCELLANEOUS

- Drew James Rucinski (pronounced roo-chin-ski)... 2007 graduate of Tulsa Union High School in Tulsa, Oklahoma, where he won state championships during sophomore and junior years...attended Ohio State University from 2008-11; went 5-3, 2.95 ERA (82.1/27) as a senior in 2011...was college teammates with fellow 2018 Marlins' non-roster invitees RHP Alex Wimmers (2008-10) and OF J.B. Shuck (2008).



RUCINSKI'S PITCHING HISTORY

YEAR	CLUB	W-L	ERA	G	GS	CG	SHO	SV	SVO	IP	H	R	ER	HR	HB	BB	SO	WP	BK
2011	AZL INDIANS	1-0	4.32	5	0	0	0	0	0	8.1	8	4	4	0	0	2	10	2	0
	MAHONING VALLEY	2-0	2.84	15	0	0	0	0	1	25.1	27	9	8	3	5	5	30	0	0
	LAKE COUNTY	1-0	0.00	2	0	0	0	0	0	3.1	1	0	0	0	1	3	7	0	0
2012	ROCKFORD	7-4	3.13	22	15	1	0	1	-	103.2	96	42	36	9	5	26	91	8	0
2013	ROCKFORD	4-6	2.88	15	15	0	0	0	-	100.0	86	43	32	4	6	27	101	5	3
	INLAND EMPIRE	2-2	1.86	5	5	0	0	0	0	29.0	29	11	6	0	1	4	21	0	0
2014	ARKANSAS	10-6	3.15	26	26	2	1	0	0	148.2	142	61	52	7	6	41	140	10	0
	ANGELS	0-0	4.91	3	0	0	0	0	0	7.1	9	4	4	0	1	2	8	0	0
2015	ANGELS	0-2	7.71	4	1	0	0	0	0	7.0	10	6	6	1	1	6	4	2	0
	SALT LAKE	5-7	5.69	22	22	0	0	0	0	112.1	141	73	71	21	5	44	87	2	0
2016	IOWA	7-15	5.92	28	28	0	0	0	0	155.0	187	108	102	16	5	43	116	7	0
2017	MINNESOTA	0-0	10.38	2	0	0	0	0	0	4.1	10	5	5	2	0	2	5	0	0
	ROCHESTER	2-6	2.57	37	2	0	0	2	4	63.0	54	21	18	3	1	10	57	6	0
	MILB TOTALS	30-36	4.31	140	83	2	1	2	5	545.0	589	287	261	50	24	152	468	27	0
	MLB TOTALS	0-2	7.23	9	1	0	0	0	0	18.2	29	15	15	3	2	10	17	2	0

CAREER TRANSACTIONS

2017: Signed by Miami as Minor League free agent on November 30

2016: Signed by Minnesota as Minor League free agent on December 15

2015: Signed by Chicago-NL as Minor League free agent on Nov. 16

2013: Signed by Los Angeles-AL as Minor League free agent on August 6


2011: Signed by Cleveland as non-drafted free agent on June 16; signed by Indians' scout Junie Melendez

MARLINS NOTES

TOP RBI MONTHS IN MARLINS HISTORY

PLAYER	MONTH	RBI	PLAYER	MONTH	RBI
HANLEY RAMIREZ	JUNE 2009	33	MIKE LOWELL	JUNE 2001	24
MIGUEL CABRERA	AUGUST 2006	32	MIKE LOWELL	APRIL 2001	24
GIANCARLO STANTON	MAY 2012	30	MIKE LOWELL	APRIL 2000	24
MIGUEL CABRERA	MAY 2006	30	JEFF CONINE	SEPTEMBER 1995	24
MOISES ALOU	APRIL 1997	30	JEFF CONINE	JUNE 1995	24
GARY SHEFFIELD	AUGUST 1996	30	GARY SHEFFIELD	JULY 1994	24
GIANCARLO STANTON	APRIL 2014	29	GIANCARLO STANTON	JUNE 2015	23
PRESTON WILSON	MAY 2000	27	GIANCARLO STANTON	MAY 2015	23
GARY SHEFFIELD	SEPTEMBER 1995	27	JORGE CANTU	APRIL 2010	23
LOGAN MORRISON	JULY 2011	26	JORGE CANTU	SEPTEMBER 2008	23
DAN UGGLA	MAY 2008	26	JUAN ENCARNACION	APRIL 2005	23
MIGUEL CABRERA	SEPTEMBER 2007	26	JUAN ENCARNACION	JUNE 2003	23
CLIFF FLOYD	JUNE 2001	26	MIKE LOWELL	APRIL 2003	23
KEVIN MILLAR	JULY 1999	26	CLIFF FLOYD	MAY 2001	23
JUSTIN BOUR	SEPTEMBER 2015	25	CLIFF FLOYD	SEPTEMBER 2000	23
GIANCARLO STANTON	AUGUST 2014	25	PRESTON WILSON	SEPTEMBER 2000	23
GABY SANCHEZ	MAY 2011	25	PRESTON WILSON	JULY 2000	23
HANLEY RAMIREZ	JUNE 2010	25	CLIFF FLOYD	MAY 2000	23
JORGE CANTU	SEPTEMBER 2009	25	CLIFF FLOYD	MAY 1999	23
CARLOS DELGADO	MAY 2005	25	BOBBY BONILLA	MAY 1997	23
MIKE LOWELL	JUNE 2003	25	JEFF CONINE	MAY 1996	23
BRUCE AVEN	JUNE 1999	25	GARY SHEFFIELD	APRIL 1994	23
MIGUEL CABRERA	JUNE 2005	24			





NON-ROSTER INVITE

3 | J.B. SHUCK

OUTFIELD HT 5'11" WT 195 | BATS LEFT THROWS LEFT

MLB SERVICE 3 YEARS 80 DAYS | MLB DEBUT AUGUST 5, 2011 VS. MILWAUKEE (W/HOU) | BIRTHPLACE WESTERVILLE, OH
BORN JUNE 18, 1987 | OPENING DAY AGE 30 | CONTRACT STATUS SIGNED THROUGH 2018
ACQUIRED SIGNED AS MINOR LEAGUE FREE AGENT ON NOVEMBER 24, 2017

2017 SUMMARY

- Spent entire year with Triple-A Rochester in Twins' system.
- Posted .327 (33x101) average with runners in scoring position.
- Best monthly average was .292 (28x96) mark in June; had a hit in 17 of his last 20 games for the month (.319/23x72).
- Had a hit in six of last seven games of season (.286/8x28), notching season-high four RBI on closing day.

MAJOR LEAGUE CAREER HIGHLIGHTS

- In **2016**, made Opening Day roster for Chicago-AL and played in four games before option to Triple-A Charlotte on April 19.
- Had two other stints with White Sox: May 30-August 1 and August 3-end of season; recalled on Aug. 3 to replace Charlie Tilson (season-ending injury).
- Made first career pitching appearance June 8 vs. Washington, allowing one run on one hit in 1.0 inning pitched.
- Homered in consecutive games for the first time in career June 25 & 26 vs. Toronto.
- Drove in game-winning RBI with single June 30 vs. Minnesota.
- Appeared in 60 games (52 starts) in center field, three (two starts) in left field, and two (both starts) in right field.
- Hit .323 (10x31) vs. left-handed pitchers, compared to .187 (36x193) against right-handers.
- Spent entire **2015** season with Chicago-AL.
- Recorded a GW pinch-hit RBI-single on April 11 vs. Minnesota.
- Hit GW RBI-double as pinch-hitter on July 5 vs. Baltimore.
- On 15-day DL August 1-16 with strained left hamstring.
- Made 37 appearances as pinch hitter, going 8x30 (.267) with two doubles, one triple, six RBI and three walks.
- Ranked tied for third in American League in pinch hits and average, and sixth in RBI.
- Hit .325 (13x40) with runners in scoring position.
- Opened **2014** at Triple-A Salt Lake before recall by Angels on April 9.
- Hit second career leadoff home run on April 19 at Detroit off of Max Scherzer.
- Optioned back to Salt Lake on May 3; recalled again from July 26-August 2.
- Designated for assignment on September 2 and claimed by Cleveland on Sept. 5.
- Made Indians' debut on Sept. 6 and finished year with Cleveland.
- Combined to hit .145 (16x110) with two home runs and nine RBI in 38 games between Los Angeles-AL and Cleveland.
- Spent first full season in MLB with Los Angeles-AL in **2013**.
- Hit first MLB home run July 29 at Texas off of Matt Garza.
- Hit first career leadoff home run August 20 vs. Cleveland.

CAREER BESTS

HITS	3 (1x) — LAST, 7/19/16 at SEA
RUNS	3 (2x) — last, 7/25/13 at OAK
HOME RUNS.....	1 (8x) — LAST, 8/10/16 at KC
RBI.....	4 — 9/25/13 at DET
SB.....	2 (3x) — LAST, 9/12/15 vs. MIN
HITTING STREAK	8 (2x) — LAST, 8/24/13 to 9/2/13
GRAND SLAMS.....	—
CAREER PINCH-HIT HR.....	—
CAREER GAME-ENDING HR.....	—

MLB DISABLED LIST HISTORY

2015.....STRAINED LEFT HAMSTRING (AUGUST 1-16)

HONORS AND AWARDS

- 2013..... MLBAA ANGELS HEART & HUSTLE AWARD
WILSON TEAM DEFENSIVE PLAYER OF THE YEAR
(LOS ANGELES ANGELS)
- 2011..... PACIFIC COAST LEAGUE MIDSEASON ALL-STAR
- 2010..... TEXAS LEAGUE MIDSEASON ALL-STAR
TEXAS LEAGUE PLAYER OF THE WEEK (MAY 10-16)
- 2008..... NEW YORK-PENN LEAGUE MIDSEASON ALL-STAR

- Led AL rookies in hits (128), runs scored (60) and multi-hit games (37), tied for lead in total bases (160), ranked second in doubles (20), and third in batting average (.293).
- Was Angels recipient of the "Heart and Hustle" Award.
- Began **2011** season with Triple-A Oklahoma City; had contract purchased by Houston on August 5.
- Made MLB debut that night as defensive replacement vs. Milwaukee; recorded first career hit, singling off Yovani Gallardo in first at-bat.
- Optioned back to Oklahoma City on August 24 and recalled on September 2 for remainder of season

MINOR LEAGUE CAREER HIGHLIGHTS

- In **2016**, opened season with White Sox before option to Triple-A Charlotte, hitting .299 (46x154) in 37 games.
- Recalled by White Sox May 30.
- Optioned to Charlotte August 1 but did not play; recalled

FRONT OFFICE
FIELD AND
CLUBHOUSE STAFF

PLAYERS

2017 IN REVIEW

CLUB HISTORY

POSTSEASON HISTORY

PLAYER DEVELOPMENT

2018 OPPONENTS

GENERAL INFORMATION



August 3 to replace Charlie Tilson (season-ending injury).

- Started **2014** with Triple-A Salt Lake but was recalled by Angels on April 9; had two other stints with Bees: May 3-July 26 and August 2-Sept. 2.
- Batted .400 (42x105) over his first 24 games with Salt Lake, with 18 runs scored and 16 RBI; included an 11-game hitting streak to start his Triple-A season (.440/22x50).
- Spent **2012** with Triple-A Oklahoma City in Houston's system, playing in 115 games and batting .298 (94x358) with 12 steals.
- Had season-best 10-game hitting streak from July 6-20, batting .452 (14x31).
- Spent most of **2011** with Triple-A Oklahoma City.
- Earned Pacific Coast League Midseason All-Star honors, batting .265 (69x260) prior to the break.
- Hit .383 (36x94) around two call-ups to Astros in second half.
- Split **2010** between Double-A Corpus Christi and Single-A Round Rock, combining to hit .292 (154x528) in 137 games.
- Ranked second among Houston minor leaguers in hits.
- Had three hitting streaks reach double-digits: 12 from July 12-25 (.333/16x48); 11 from May 8-19 (.413/19x46); and 10 from June 15-24 (.425/17x40).

- Earned Texas League Player of the Week honors for May 10-16; hit .407 (11x27) in six games over that span, with seven RBI.
- Named to Texas League Midseason All-Star Team.
- Played for the Peoria Javelinas in the Arizona Fall League following the season.
- Spent **2009** with Single-A Lancaster and led California League in hits (175) and at-bats (556), was fourth in runs (98), seventh in batting average (.315) and triples (11), and eighth in on-base percentage (.389).
- Made professional debut in **2008** with Single-A Tri-City and earned New York-Penn League Midseason All-Star honors.
- Had 13-game hitting streak from July 26-August 11, batting .339 (20x59).

PERSONAL/MISCELLANEOUS

- Jack Burdett Shuck...married to Christine... 2005 graduate of Galion (OH) High School, where he was two-time All-State selection... attended Ohio State University from 2006-08, where he hit .343 (166-for-484) with 15 doubles, seven triples, one home run and 79 RBI in 138 career games... brother-in-law to San Francisco pitcher Mark Melancon.

SHUCK'S BATTING HISTORY

YEAR	CLUB	AVG.	G	AB	R	H	2B	3B	HR	RBI	SH	SF	HBP	BB	SO	SB	CS	OBP	SLG	E
2008	TRI-CITY	.300	65	263	51	79	12	5	4	24	2	1	2	35	34	8	6	.385	.430	2
2009	LANCASTER	.315	133	556	98	175	30	11	1	36	4	0	4	64	55	18	9	.389	.414	4
2010	CORPUS CHRISTI	.298	101	389	52	116	14	2	2	28	0	0	0	46	56	9	9	.372	.360	3
	ROUND ROCK	.273	36	139	15	38	2	2	0	7	1	0	0	16	15	7	3	.348	.317	0
2011	OKLAHOMA CITY	.297	108	354	60	105	11	7	0	30	4	1	4	56	30	20	11	.398	.367	5
	HOUSTON	.272	37	81	9	22	2	1	0	3	0	0	0	11	7	2	0	.359	.321	1
2012	OKLAHOMA CITY	.298	115	315	49	94	11	3	0	33	2	2	0	39	20	12	8	.374	.352	7
2013	ANGELS	.293	129	437	60	128	20	3	2	39	6	7	1	27	54	8	4	.331	.366	2
2014	ANGELS	.167	22	84	10	14	1	0	2	9	1	0	0	3	11	2	0	.195	.250	0
	SALT LAKE	.320	102	406	64	130	18	9	5	57	4	9	3	43	30	9	6	.382	.446	3
	CLEVELAND	.077	16	26	2	2	0	0	0	0	0	0	0	0	1	0	0	.077	.077	0
2015	CHARLOTTE	.100	3	10	2	1	0	0	0	0	0	0	0	1	2	0	0	.182	.100	0
	WHITE SOX	.266	79	143	15	38	8	2	0	15	3	2	1	16	16	7	5	.340	.350	0
2016	CHARLOTTE	.299	37	154	20	46	9	2	2	17	2	3	0	11	13	4	2	.339	.422	0
	WHITE SOX	.205	80	224	27	46	5	2	4	14	3	1	1	12	21	3	3	.248	.299	2
2017	ROCHESTER	.259	123	424	41	110	26	4	4	37	1	6	3	41	43	4	1	.325	.368	3
	MILB TOTALS	.297	823	3010	452	894	133	45	18	269	20	22	16	352	298	91	55	.371	.389	27
	MLB TOTALS	.251	363	995	123	250	36	8	8	80	13	10	3	69	110	22	12	.299	.328	5

PITCHING HISTORY

YEAR	CLUB	W-L	ERA	G	GS	CG	SHO	SV	SVO	IP	H	R	ER	HR	HB	BB	SO	WP	BK
2016	WHITE SOX	0-0	9.00	1	0	0	0	0	0	1.0	1	1	1	0	0	0	0	0	0

CAREER TRANSACTIONS

2017: Signed by Miami as Minor League free agent on November 24

2016: Signed by Minnesota as Minor League free agent on December 17

2014: Acquired by Cleveland from Los Angeles-AL in exchange for cash considerations on September 5

2012: Signed by Los Angeles-AL as Minor League free agent on Nov. 15

2008: Selected by Houston in sixth round of First-Year Player Draft; signed by Astros' scout Nick Venuto





34 | MAGNEURIS SIERRA

OUTFIELD HT 5'11" WT 160 | BATS LEFT THROWS LEFT

MLB SERVICE 42 DAYS | MLB DEBUT MAY 7, 2017 AT ATLANTA (W/STL) | BIRTHPLACE SAN CRISTOBAL, DR

BORN APRIL 7, 1996 | OPENING DAY AGE 21 | CONTRACT STATUS SIGNED THROUGH 2018

ACQUIRED WITH RHP SANDY ALCANTARA, RHP ZAC GALLEN, AND LHP DANIEL CASTANO FROM ST. LOUIS IN EXCHANGE FOR OF MARCELL OZUNA ON DECEMBER 14, 2017

2017 SUMMARY

- Opened season with Single-A Palm Beach; was on 7-day disabled list from April 14-25.
- Had contract selected by Cardinals on May 7 to begin first of four stints with big league club: May 7-19; June 2-4; July 15-21; and September 12-end of season.
- Each option from St. Louis was to Double-A Springfield; promoted from Springfield to Triple-A Memphis on Sept. 5, prior to fourth MLB call-up.
- Made Major League debut on May 7 in Atlanta (1x6); recorded first career hit with a single off of R.A. Dickey.
- Hit safely in first nine MLB games, establishing new Cardinals' record, surpassing Homer Smoot's mark of eight in 1902.
- Had five multi-hit games in that time, scored a run in first four, and had three straight games with two runs (May 8-10).
- Started first 13 games he played (seven in right field; five in center; one in left).
- At 21 years old, was youngest Cardinals position player to make MLB debut since Albert Pujols in 2001.
- Four of 19 hits were infield singles
- Batted .345 (19x55) as a starter and was 0x5 off bench.
- Posted season-best three hits twice: on July 16 at Pittsburgh and July 19 at the Mets, the final game of career-opening hitting streak.
- Joined Joe Cunningham (1954) as only Cardinals' with five-or-more hits and five-or-more runs in first three MLB games.
- In 101 regular season Minor League games, combined to hit .270 with a home run, 44 RBI, and 20 steals.
- Appeared in four Pacific Coast League playoff games with Memphis, batting .308 (4x13) with three runs and two RBI.

MINOR LEAGUE CAREER HIGHLIGHTS

- Spent all of 2016 with Single-A Peoria and earned Midwest League Midseason and Postseason All-Star honors.
- Led Cardinals minor leaguers with 161 hits, which ranked tied for ninth among all minor leaguers.
- Also paced Cardinals minor leaguers in runs scored (78) and at-bats (524), ranked second in doubles (29), fourth in stolen bases (31), fifth in total bases (207), eighth in RBI (60), 10th in average (.307) and tied for 10th in triples (4).
- Finished among Midwest League leaders in runs scored (first), at-bats (first), caught stealing (first), hits (third), stolen bases (tied for third), and average (ninth).
- Batted .431 (22x51) in the ninth inning or later.
- Hit safely in 95-of-122 games, with 48 multiple-hit efforts.
- Had best month in August, hitting .369 (38x103) with eight doubles and 23 runs scored in 25 games.

CAREER BESTS

HITS	3 (2x) — LAST, 7/19/17 at NYM
RUNS	2 (3x) — last, 5/10/17 at MIA
HOME RUNS	—
RBI	2 — 7/19/17 at NYM
SB	1 (2x) — LAST, 7/16/17 at PIT
HITTING STREAK	9 — 5/7/17 to 7/16/17
GRAND SLAMS	—
CAREER PINCH-HIT HR	—
CAREER GAME-ENDING HR	—

MLB DISABLED LIST HISTORY

NONE

HONORS AND AWARDS

2016	MIDWEST LEAGUE MIDSEASON AND POSTSEASON ALL-STAR
2015	APPALACHIAN LEAGUE MIDSEASON ALL-STAR
2014	CARDINALS' MINOR LEAGUE PLAYER OF THE YEAR GULF COAST LEAGUE MVP GULF COAST LEAGUE POSTSEASON ALL-STAR CARDINALS' MINOR LEAGUE PLAYER OF THE MONTH (JULY)

- Hit inside-the-park two-run home run at Wisconsin on August 22 to tied game in the 9th inning.
- Was 1x9 (.111) in two postseason games.
- Split 2015 between Rookie-level Johnson City (53 games) and Single-A Peoria (51).
- Opened season with Peoria and hit .191 through June 7, when he was assigned to Johnson City.
- Rebounded with Cardinals, earning Appalachian League Postseason All-Star honors after making debut on June 23.
- Opened stint with four-game hitting and RBI streak, batting .400 (8x20) with seven RBI over that span and homering in consecutive games on June 25 & 26.
- His .315 average ranked sixth in the AL.
- Was seventh among Cardinals' minor leaguers in steals (19).
- Ran off second-longest home hitting streak in the AL at 15 games (July 16-August 27) and tied for the sixth-longest road hitting streak, at 11 games (June 23-July 26).

FRONT OFFICE
FIELD AND
CLUBHOUSE STAFF

PLAYERS

2017 IN REVIEW

CLUB HISTORY

POSTSEASON HISTORY

PLAYER DEVELOPMENT

2018 OPPONENTS

GENERAL INFORMATION



- Reached base safely in 21 straight games from July 28-August 22, with a .421 on-base percentage.
- Named Cardinals Minor League Player of the Year in **2014**; was the youngest to win the award and first teenager to win since Brent Butler (Peoria, 1997). Also, was first short-season player to win and second to have come through the Cardinals Dominican Academy (Oscar Taveras, 2012).
- Was also named Gulf Coast League MVP and a Postseason All-Star, winning GCL batting title with .386 average.
- Also led GCL in hits (78), on-base percentage (.434), runs (42), and total bases (102).
- Ranked fourth in slugging percentage (.505) and tied for seventh in outfield assists (5).
- Led all Cardinals' minor leaguers in batting (.386) and on-base percentage (.434), and was second in slugging (.505) and OPS (.939).

- Cardinals' Minor League Player of the Month for July, batting .439 (36x82) with 11 multi-hit games, eight doubles, a triple, a home run and 11 RBI, and was 9-for-9 in stolen base attempts.
- Hit safely in 40-of-52 games, with 23 multi-hit games.
- Went 5x5 (5 singles) vs. GCL Nationals on August 28; reached base safely three times in the 1st inning (two singles, walk).
- Batted .456 (26x57) with runners in scoring position.
- Went 0x4 in only postseason game in the Gulf Coast League playoffs (7-4 loss to Red Sox).

PERSONAL/MISCELLANEOUS

- Magneuris (Mag-NARE-ees) Sierra.

SIERRA'S BATTING HISTORY

YEAR	CLUB	AVG.	G	AB	R	H	2B	3B	HR	RBI	SH	SF	HBP	BB	SO	SB	CS	OBP	SLG	E
2013	DSL CARDINALS	.269	63	212	44	57	6	3	1	21	3	4	4	29	33	15	7	.361	.340	4
2014	GCL CARDINALS	.386	52	202	42	78	12	3	2	30	2	1	2	16	30	13	3	.434	.505	3
2015	PEORIA	.191	51	178	19	34	1	3	1	7	3	2	0	7	52	4	5	.219	.247	1
	JOHNSON CITY	.315	53	216	38	68	8	0	3	15	2	1	1	19	42	15	2	.371	.394	3
2016	PEORIA	.307	122	524	78	161	29	4	3	60	7	6	3	22	97	31	17	.335	.395	11
2017	PALM BEACH	.272	20	81	16	22	3	4	0	9	0	0	1	7	15	3	5	.337	.407	1
	SPRINGFIELD	.269	81	327	32	88	18	3	1	35	2	2	2	20	59	17	5	.313	.352	3
	ST. LOUIS	.317	22	60	10	19	0	0	0	5	0	0	0	4	14	2	2	.359	.317	3
	MILB TOTALS	.292	442	1740	269	508	77	20	11	177	19	16	13	120	328	98	44	.339	.378	26

CAREER TRANSACTIONS

2017: Acquired by Miami with RHP Sandy Alcantara, RHP Zac Gallen, and LHP Daniel Castano from St. Louis in exchange for OF Marcell Ozuna on December 14

2012: Signed by St. Louis as a non-drafted free agent on July 13; signed by Cardinals' scouts Angel Ovalles and Rodny Jimenez



- Photo Credit: Josh Cataldo 2017



31 | CALEB SMITH

PITCHER HT 6'2" WT 205 | BATS RIGHT THROWS LEFT

MLB SERVICE 62 DAYS | MLB DEBUT JULY 17, 2017 AT MINNESOTA (W/NYY) | BIRTHPLACE HUNTSVILLE, TX

BORN JULY 28, 1991 | OPENING DAY AGE 26 | CONTRACT STATUS SIGNED THROUGH 2018

ACQUIRED WITH INF GARRETT COOPER FROM NEW YORK-AL IN EXCHANGE FOR RHP MICHAEL KING AND CASH CONSIDERATIONS ON NOVEMBER 20, 2017

2017 SUMMARY

- Opened season with one relief appearance for Double-A Trenton, on April 9; promoted to Triple-A Scranton/Wilkes-Barre on April 13.
- Entered rotation for RailRiders and went 8-0 with a 2.07 ERA (87.0 ip/20 er) in 16 appearances (15 starts), including a 7.0-inning complete-game shutout on June 18 at Buffalo, allowing just one hit and two walks, with seven strikeouts.
- Earned International League Midseason All-Star honors.
- Took the loss in the ASG in Tacoma on July 12, allowing four earned runs on five hits in 1.0 inning.
- Won five consecutive starts from June 13-July 4, and earned first career selection on July 16.
- Made MLB debut with Yankees on July 17, taking a loss out of the bullpen (3.0 ip, 4 h, 2 r, 2 er, 1bb, 5 so).
- Made first MLB start in second outing, on July 23 at Seattle (ND, 3.2 ip, 5 h, 4 r, 4 er, bb, 2 so).
- Optioned to Scranton/W-B on July 30 after three outings (two starts); would make six more relief appearances for Yankees over course of three more call-ups (August 13-14; Aug. 15-31; September 3-16).
- Placed on 10-day disabled list on Sept. 16 for remainder of season with viral infection.

MINOR LEAGUE CAREER HIGHLIGHTS

- Spent entire **2016** campaign with Double-A Trenton, posting a 3.96 ERA (63.2/28) and three saves in 27 appearances (seven starts).
- Was 1-2 with a 3.53 ERA (35.2/14) in relief, and 2-3 with a 4.50 ERA (28.0/14) in starts.
- Tossed 9.2 scoreless innings over five outings, July 21-August 4, holding the opponent to a .147 average, walking none, and striking out 14.
- Was 1-1, 2.93 (15.1/5) in eight July outings, including one start.
- Went 10-7 with a 3.38 ERA (130.2/49) and one complete game in 25 games (24 starts) with Double-A Trenton in **2015**.
- Made a spot start with Triple-A Scranton/Wilkes-Barre, August 26 at Pawtucket (4.1 ip, 3 er).
- Tied for second in the organization in wins.
- Held opponents to a .243 (123x506) batting average.
- Had a 17.0-inning scoreless streak from August 9-26.
- Had season-high 11 strikeouts over 6.0 shutout innings, on August 21 vs. Richmond.
- In **2014**, combined with Single-A Charleston and Single-A Tampa to go 10-9 with a 3.67 ERA (117.2/48) in 27 starts.
- Ranked sixth among Yankees minor leaguers in ERA and tied for third in strikeouts and wins.

CAREER BESTS

INNINGS PITCHED.....	3.2 (2x) — LAST, 8/30/17 vs. CLE
STRIKEOUTS.....	5 — 7/17/17 at MIN
LAST COMPLETE GAME.....	—
LAST SHUTOUT.....	—
LOW-HIT COMPLETE GAME.....	—
SCORELESS IP.....	4.1 — 8/27/17 to 8/30/17
WIN STREAK.....	—
LOSS STREAK.....	—

MLB DISABLED LIST HISTORY

2017.....VIRAL INFECTION (SEPTEMBER 14-SEASON)

HONORS AND AWARDS

2017.....INTERNATIONAL LEAGUE MIDSEASON ALL-STAR
 2014.....SOUTH ATLANTIC LEAGUE MIDSEASON ALL-STAR
 SOUTH ATLANTIC LEAGUE
 PITCHER OF THE WEEK (APRIL 21-27)

- Named a South Atlantic League Midseason All-Star; had a 3.53 ERA (58.2/23) and 61 strikeouts in 13 starts prior to the break.
- Opponents batted .228 (99x435), including a .188 (55x292) mark by right-handed batters.
- Made his first 18 starts with Charleston, going 5-7 with a 3.10 ERA (78.1/27).
- Recorded career-high 13 strikeouts in 6.0 scoreless innings, April 24 at Delmarva, earning SAL Pitcher of the Week honors on April 28.
- Recorded 23.1 consecutive scoreless innings, April 19-May 10.
- Transferred to Tampa July 16 and went 5-2, 4.81 (39.1/21).
- In professional debut in **2013**, went 1-2 with a 1.89 ERA (47.2/10) and a .195 opponent batting average (33x169) in 13 outings (nine starts) for Single-A Staten Island.
- Promoted to Double-A Trenton on August 29; made one start.

PERSONAL/MISCELLANEOUS

- Caleb Anthony Smith... attended Sam Houston State University... played baseball three seasons there (2011-13) and established the school record for strikeouts in a three-year career (204)... graduated in 2010 from Huntsville (Texas) High School.

FRONT OFFICE
CLUBHOUSE STAFF

PLATERS

2017 IN REVIEW

CLUB HISTORY

POSTSEASON HISTORY

PLAYER DEVELOPMENT

2018 OPPONENTS

GENERAL INFORMATION



SMITH'S PITCHING HISTORY

YEAR	CLUB	W-L	ERA	G	GS	CG	SHO	SV	SVO	IP	H	R	ER	HR	HB	BB	SO	WP	BK
2013	STATEN ISLAND	1-2	1.89	13	9	0	0	0	0	47.2	33	15	10	0	2	15	52	2	1
	TRENTON	0-0	2.45	1	1	0	0	0	0	3.2	3	1	1	0	0	1	5	0	0
2014	CHARLESTON	5-7	3.10	18	18	0	0	0	0	78.1	60	33	27	4	2	35	80	0	0
	TAMPA	5-2	4.81	9	9	0	0	0	0	39.1	39	22	21	2	2	11	36	2	1
2015	SCRANTON/W-B	0-0	6.23	1	1	0	0	0	0	4.1	5	3	3	1	0	5	4	0	0
	TRENTON	10-7	3.38	25	24	1	0	0	0	130.2	118	53	49	7	7	51	92	5	1
2016	TRENTON	3-5	3.96	27	7	0	0	3	5	63.2	66	34	28	4	5	20	70	1	0
2017	TRENTON	0-0	3.38	1	0	0	0	0	0	2.2	1	1	1	1	0	3	5	0	0
	SCRANTON/W-B	9-1	2.39	18	17	1	1	0	0	98.0	75	34	26	7	4	28	97	2	0
	YANKEES	0-1	7.71	9	2	0	0	0	0	18.2	21	16	16	4	0	10	18	1	0
MILB TOTALS		33-24	3.19	113	86	2	1	3	5	468.1	400	196	166	26	22	169	441	12	3

CAREER TRANSACTIONS

2017: Acquired by Miami with INF Garrett Cooper from New York-AL in exchange for RHP Michael King and cash considerations on November 20

Returned to New York-AL from Chicago-NL on March 28

2016: Acquired by Chicago-NL from Milwaukee in exchange for PTBNL or cash on December 8

Selected by Milwaukee from New York-AL in Major League portion of Rule 5 Draft on Dec. 8

2013: Selected by New York-AL in 14th round of First-Year Player Draft; signed by Yankees' scout Stewart Smothers



- Photo Credit: Josh Cataldo 2017





71 | DREW STECKENRIDER

PITCHER HT 6'4" WT 238 | BATS RIGHT THROWS RIGHT

MLB SERVICE 94 DAYS | MLB DEBUT MAY 24, 2017 AT OAKLAND | BIRTHPLACE ATLANTA, GA
BORN JANUARY 10, 1991 | OPENING DAY AGE 27 | CONTRACT STATUS SIGNED THROUGH 2018
ACQUIRED SELECTED IN EIGHTH ROUND OF 2012 FIRST-YEAR PLAYER DRAFT

2017 SUMMARY

- Split sixth professional season between Triple-A New Orleans and Miami.
- In 26 games with Baby Cakes, went 0-1 with 1.62 ERA (33.1 ip/6 er), recording 44 strikeouts to just eight walks.
- In four stints with Marlins, covering 37 appearances, had 1-1 record with one save and 2.34 ERA (34.2/9).
- Over first 16 games with New Orleans, went 2-for-2 in save opportunities to go with a 1.25 ERA (21.2/3). Recorded 2.0 innings in each of first four appearances of season, and six times over first 16 games.
- Named Marlins' Minor League Pitcher of the Month for May, owning no record with a 0.82 ERA (11.0/1) and two saves (two chances) over eight games.
- Recalled for first time on May 23 and made Major League debut on May 24 at Oakland, allowing one hit and striking out one in 1.0 scoreless inning. Optioned back to Triple-A following the game.
- Shuttled between New Orleans and Miami two times in June and July before being recalled for the final time on July 26.
- On July 15 vs. Dodgers, tossed career-high 2.0 innings while recording career-high four strikeouts.
- Earned first MLB win on July 17 vs. Philadelphia with a perfect 10th inning (Dee Gordon walkoff single in 10th).
- Tossed 8.2 consecutive scoreless innings from August 1-18, marking season-long streak.
- Worked 1.1 innings on September 2 vs. Philadelphia to earn first MLB save.
- Among NL rookie relievers, ranked fourth in opponent average (.227) and seventh in strikeouts (54). Of all NL rookie relievers with a minimum of 20 games pitched, ranked third in ERA behind Hoby Milner (2.01) and Josh Hader (2.08).

MINOR LEAGUE CAREER HIGHLIGHTS

- In 2016, combined to go 1-1 with 2.08 ERA (52.0/12) in career-high 40 appearances for Single-A Jupiter (6 outings), Double-A Jacksonville (24), and Triple-A New Orleans (10).
- In second appearance for Jupiter, struck out season-high six batters in 2.0 innings on April 11 at Lakeland; earned first save of season (second career).
- Spent April 19-May 7 on 7-day disabled list (sprained right ankle); was on seven-day DL again from August 25-31.
- Held opponents scoreless in all six outings for Jupiter (10.0 ip, 2 h, 2 bb, 17 so); promoted to Jacksonville on May 11.
- Finished stint with Jacksonville on 18.0-inning scoreless streak, allowing three hits across final 13 appearances.
- Named Marlins Organizational Pitcher of the Month for June; was 0-0, 2.19 (12.1/3) with one save, 17 strikeouts in 10 outings.

CAREER BESTS

INNINGS PITCHED.....	2.0 — 7/15/17 vs. LAD
STRIKEOUTS.....	4 — 7/15/17 vs. LAD
LAST COMPLETE GAME.....	—
LAST SHUTOUT.....	—
LOW-HIT COMPLETE GAME.....	—
SCORELESS IP.....	8.2 — 8/1/17 to 8/18/17
WIN STREAK.....	—
LOSS STREAK.....	—

MLB DISABLED LIST HISTORY

NONE

HONORS AND AWARDS

- 2017..... PACIFIC COAST LEAGUE MIDSEASON ALL-STAR
- 2016..... MARLINS' MINOR LEAGUE PLAYER OF THE MONTH (JUNE)

- Converted all seven save opportunities with New Orleans, including six consecutive appearances from August 5-20.
- Finished second among Marlins' minor leaguers with 14 saves.
- Played for Mesa Solar Sox in Arizona Fall League, going 2-1, 3.46 (13.0/5) and 3-for-4 in save chances across 10 outings.
- Split 2015 between Single-A Greensboro and Single-A Jupiter, combining to go 5-6, 3.00 (96.0/32) in 25 outings (13 starts).
- Began year with Greensboro and went 1-3, 2.75 (39.1/12) in 10 outings (five starts).
- Promoted to Jupiter on June 27 and went 4-3, 3.18 (56.2/20) with one save in 15 outings (eight starts).
- Tossed 6.0-inning complete game (6 h, 2 r, 2 er, 2 bb, 5 so) in losing effort on July 25 in game two of doubleheader at Clearwater.
- Did not allow a run in any of his final five outings (one start), covering 16.0 innings.
- Appeared in one game for GCL Marlins in 2014, pitching 1.0 scoreless inning on June 28 after undergoing Tommy John surgery in May 2013.
- Pitched in five games (four starts) in 2013 for Greensboro, compiling a 1-1 record and 4.58 ERA (19.2/10) before landing on disabled list on May 4 (right elbow tendinitis) and undergoing Tommy John surgery later that month.

FRONT OFFICE

FIELD AND CLUBHOUSE STAFF

PLATERS

2017 IN REVIEW

CLUB HISTORY

POSTSEASON HISTORY

PLAYER DEVELOPMENT

2018 OPPONENTS

GENERAL INFORMATION



- Made pro debut in **2012** with Single-A Jamestown and appeared in 10 games (eight starts), going 1-2 with a 3.72 ERA (36.1/15).
- Struck out career-high eight batters in 4.0 innings on August 15 in a start at State College (3 h, 2 r, 2 er, 2 bb).

PERSONAL/MISCELLANEOUS

- Andrew Paul Steckenrider...played in 2008 AFLAC All-American Game after being named an AFLAC, Rawlings, and Under Armour All-American while at Greater Atlanta Christian School in Norcross, Georgia.

STECKENRIDER'S PITCHING HISTORY

YEAR	CLUB	W-L	ERA	G	GS	CG	SHO	SV	SVO	IP	H	R	ER	HR	HB	BB	SO	WP	BK
2012	JAMESTOWN	1-2	3.72	10	8	0	0	0	0	36.1	28	20	15	0	1	25	38	1	0
2013	GREENSBORO	1-1	4.58	5	4	0	0	0	0	19.2	15	14	10	2	2	10	28	0	0
2014	GCL MARLINS	0-0	0.00	1	0	0	0	0	0	1.0	0	0	0	0	0	1	0	1	0
2015	GREENSBORO	1-3	2.75	10	5	0	0	0	0	39.1	38	15	12	2	0	17	34	1	0
	JUPITER	4-3	3.18	15	8	1	0	1	1	56.2	59	21	20	2	2	25	44	5	0
2016	JUPITER	0-0	0.00	6	0	0	0	1	2	10.0	2	0	0	0	0	2	17	0	0
	JACKSONVILLE	1-0	1.48	24	0	0	0	6	6	30.1	12	5	5	0	1	10	39	0	0
	NEW ORLEANS	0-1	5.40	10	0	0	0	7	7	11.2	11	9	7	1	0	7	15	1	0
2017	NEW ORLEANS	0-1	1.62	26	0	0	0	5	6	33.1	18	6	6	3	1	8	44	3	0
	MIAMI	1-1	2.34	37	0	0	0	1	1	34.2	30	13	9	4	0	18	54	1	0
	MILB TOTALS	8-11	2.83	107	25	1	0	20	22	238.1	183	90	75	10	7	105	259	12	0

CAREER TRANSACTIONS

- 2012:** Selected by Miami in eighth round of First-Year Player Draft; signed by Marlins' scout Carmen Carcone



- Photo Credit: Josh Cataldo 2018



58 | DAN STRAILY

PITCHER HT 6'1" WT 220 | BATS RIGHT THROWS RIGHT

MLB SERVICE 3 YEARS, 126 DAYS | MLB DEBUT AUGUST 3, 2012 VS. TORONTO (W/OAK) | BIRTHPLACE REDLANDS, CA

BORN DECEMBER 1, 1988 | OPENING DAY AGE 29 | CONTRACT STATUS SIGNED THROUGH 2018

ACQUIRED FROM CINCINNATI IN EXCHANGE FOR RHP LUIS CASTILLO, RHP AUSTIN BRICE, AND OF ISAIAH WHITE ON JANUARY 19, 2017

2017 SUMMARY

- Set career highs in starts (33) and strikeouts (170) in first season with Miami. Led rotation in starts, strikeouts, and innings pitched (181.2).
- Set career high with 14 strikeouts on April 22 at San Diego. Did not walk a batter, becoming only second pitcher in Club history to strikeout 14-plus with no walks (José Fernández).
- Struck out nine batters on September 24 at Arizona, setting a new single-season career high along the way. Finished game with 167 strikeouts, surpassing previous high of 162, set in 2016 with Cincinnati.
- On July 7 at San Francisco, set career high with 8.1 innings pitched in picking up seventh win of season. Allowed just four hits, no walks, and struck out four. Allowed just one run, on a solo home run to Denard Span, the final batter he faced. From second out of second inning until two outs in seventh, he set a new career high by retiring 16 consecutive batters, according to *Stats LLC*. It surpassed his previous high of 14, which he set over first two starts of the season (April 22-29).
- Over final five starts of first half, went 3-0, 1.99 (31.2/7), and team went 5-0.
- Team was 8-2 over his final 10 starts of first half.
- Went 0-4 as team lost his first seven starts after All-Star break. Rebounded down the stretch, going 3-1 (team 5-3) over final eight starts.
- Posted top-two monthly ERAs in May (3.12) and June (3.18).
- In start on July 19 vs. Philadelphia, issued three walks. It snapped a streak of nine consecutive starts with one or zero walks, which tied Justin Nicolino (2016) for second-longest such streak within one season in Club history, trailing Ricky Nolasco, who did so in his final 12 starts of 2008 (overall streak reached 13).
- In start on June 16 at Atlanta, struck out eight without walking a batter. Was only Marlins' pitcher to accomplish that feat in 2017, doing it twice (also, April 22 at San Diego).
- Was forced to leave start vs. Houston on May 15 for precautionary reasons after being struck on the right forearm by Evan Gattis line drive leading off the fifth inning. Remained in game to retire side and dropped down a sacrifice bunt in bottom of frame before departing.
- Took a loss in Miami debut on April 5 at Washington.
- Earned first win with Miami in Opening Night start at Marlins Park on April 11 against Atlanta.

MAJOR LEAGUE CAREER HIGHLIGHTS

- In 2016, was unanimous winner of Johnny Vander Meer Award as the Reds' Most Outstanding Pitcher, as voted by Cincinnati chapter of BBWAA.

CAREER BESTS

INNINGS PITCHED.....	8.1 — 7/7/17 at SF
STRIKEOUTS.....	14 — 4/22/17 at SD
LAST COMPLETE GAME.....	—
LAST SHUTOUT.....	—
LOW-HIT COMPLETE GAME.....	—
SCORELESS IP.....	12.0 — 5/21/13 to 5/27/13
WIN STREAK.....	6 — 7/22/16 to 8/23/16
LOSS STREAK.....	5 — 7/20/13 to 8/17/13

MLB DISABLED LIST HISTORY

NONE

HONORS AND AWARDS

2016.....	BBWAA CINCINNATI CHAPTER JOHNNY VANDER MEER AWARD
2014.....	PACIFIC COAST LEAGUE PITCHER OF THE WEEK (MAY 26)
2012.....	TEXAS LEAGUE MIDSEASON AND POSTSEASON ALL-STAR PACIFIC COAST LEAGUE PITCHER OF THE WEEK (JULY 8-15) TEXAS LEAGUE PITCHER OF THE WEEK (MAY 13-20 & JUNE 3-10)
2011.....	CALIFORNIA LEAGUE PITCHER OF THE WEEK (APRIL 17-24)
2009.....	NORTHWEST LEAGUE PITCHER OF THE WEEK (AUGUST 23-30)

- Claimed off waivers from San Diego three days before Opening Day and led Reds' staff in wins, innings pitched, strikeouts and quality starts
- Tied Billy Hamilton for team lead in sac bunts (11), tied for second-most by any batter in National League.
- Ranked among NL leaders in innings pitched (12th) and average against (.220, seventh).
- Made 11 starts with 6.0-plus innings and three-or-fewer hits, a Cincinnati single-season record since 1900 and tied Jake Arrieta and Max Scherzer for most in Majors.
- Made Reds' debut on April 10 vs Pittsburgh with 3.0 hitless innings out of bullpen; produced first career sacrifice bunt.

FRONT OFFICE

FIELD AND CLUBHOUSE STAFF

PLATERS

2017 IN REVIEW

CLUB HISTORY

POSTSEASON HISTORY

PLAYER DEVELOPMENT

2018 OPPONENTS

GENERAL INFORMATION



- In 15 starts after All-Star break, went 10-2, 3.10 (90.0 ip/31 er).
- Among NL leaders in second half, tied Jon Lester and Max Scherzer for first in wins; ranked eighth in ERA and 11th in strikeouts (82).
- In first eight starts after All-Star break (July 17-August 23), went 6-0, 1.98. Six-game winning streak marked a career high.
- Streak was snapped by 9-2 loss on August 29 at the Angels.
- From Aug. 2-23, did not walk a batter in 28.2 innings, spanning five starts.
- On September 18 vs Pittsburgh, singled off Ivan Nova, snapping an 0x48 skid to begin career, short of Jon Lester's 0x66 record to begin a career.
- Made four appearances during three stints with Astros in **2015** (July 3-8, August 4, September 25).
- Split **2014** season between Oakland (seven starts) and Triple-A Sacramento (10 starts), and then after a July 4 trade, Triple-A Iowa (10 starts) and the Cubs (one start, seven appearances).
- In eight starts and six relief appearances between Oakland and Chicago, went 1-3 with a 6.75 ERA (52.0/39).
- Opened season with Oakland and was 1-2, 4.93 in seven starts before option to Sacramento on May 9.
- Was assigned to Iowa upon acquisition by Cubs; made spot start on Aug. 16 (L at Mets, 5.1 ip, 4 h, 7 r, 5 er, 3 bb, 4 so) and was recalled for remainder of season on Sept. 2.
- Posted 14.04 ERA (8.1/13) in six relief outings after final recall.
- In **2013**, finished fourth in the BBWAA's American League Rookie of the Year voting after leading AL rookies in starts, innings pitched and strikeouts while tying for lead in wins.
- On April 15 at Houston recorded 11 strikeouts; tied Oakland rookie record (sixth time) and was first to do so since Tim Hudson on Sept. 10, 1999 at Tampa Bay.
- Started Game 4 of AL Division Series vs. Detroit and received no-decision in 8-6 A's loss.
- Had not pitched above Single-A prior to **2012** season, but earned co-Minor League Pitcher of the Year honors from Oakland and finished year in big league rotation.
- Had contract selected by Oakland on Aug. 3 and made Major League debut that night with start vs. Toronto (ND, 6.0 ip, 5 h, r, er, bb, 5 so).
- Earned first career win on Aug. 16 at Kansas City (6.1 ip, 3 h, 0 r, 2 bb, 2 so).

MINOR LEAGUE CAREER HIGHLIGHTS

- In **2015** with Triple-A Fresno, led Pacific Coast League in strikeouts (124 in 122.2 ip) and fewest walks per 9.0 (1.83).
- Averaged 9.1 strikeouts per 9.0 innings, best ratio among all PCL starting pitchers.
- Was Fresno's Pitcher of the Month for May (5 GS, 2-2, 3.07).
- Earned win in Game 2 of PCL playoffs vs. Round Rock; retired first 20 batters until a two-out walk in seventh inning.
- In **2014**, made 10 starts each for Triple-A Sacramento (Oakland) and Triple-A Iowa (Cubs), in addition to 14 appearances (eight starts) between each Major League club.
- After starting season with Athletics, pitched for River Cats from May 13-June 30; started 3-0, 4.40 in first five starts before going 1-3, 5.01 in final five starts.
- Following July 4 trade to Chicago, was assigned to Iowa and made 10 starts from July 7-August 31, with brief stint in Majors for spot start on Aug. 16.
- Lost three of first four starts for Iowa before winning three straight outings from July 31-Aug. 11; allowed just two runs, both unearned, over 19.0 innings in that span.

- Opened **2013** with start for Oakland and was optioned to Sacramento on April 6.
- Won three consecutive starts with River Cats from April 11-22, posting 0.96 ERA (18.2/2) with 20 strikeouts.
- Recalled by Oakland on May 1; made just two more starts for Sacramento (June 28 & July 14).
- In **2012**, was named Oakland's co-Minor League Pitcher of the Year (with A.J. Griffen) after leading all Minor League pitchers in strikeouts and earning Texas League All-Star honors.
- With Double-A Midland and Triple-A Sacramento, recorded 190 strikeouts (152 ip), the highest total by an Athletics minor leaguer since Chris Floethe had 225 strikeouts in 1971.
- Pitched for Midland from April 6-June 15; posted four double-digit strikeout games, including season-high 15 on May 18 vs. Corpus Christi.
- Added two more double-digit strikeout games for Sacramento from June 21-Sept. 2, including 13 on July 13 vs. Las Vegas.
- In **2011** with Single-A Stockton ranked among California League leaders in innings (fourth), strikeouts (fifth), ERA (seventh), wins (tied for seventh) and starts (tied for ninth).
- Named the CL Pitcher of the Week for April 18-24 (2 GS, 2-0, 11.0 ip, 0 r).
- At Single-A Kane County in **2010**, ranked among Midwest League leaders in strikeouts (second), starts (tied for second), innings pitched (tied for fourth) and wins (fifth).
- In **2009** for Single-A Vancouver, was Northwest League Pitcher of the Week for August 24-30 (2 GS, 2-0, 0.75).

PERSONAL/MISCELLANEOUS

- Daniel Steven Straily...2006 graduated from Thurston High School in Springfield, Oregon, where as a senior he was second-team All-Mid-Western League after finishing 7-3, 2.48 (62.0 ip, 65 so)...also lettered two years in football...played at Western Oregon University for one year (2007) and pitched for two seasons (2008-2009) at Marshall University while majoring in business administration...named to Conference USA All-Tournament team in 2008.



- Photo Credit: Rob Foldy 2018



STRAILY'S PITCHING HISTORY

YEAR	CLUB	W-L	ERA	G	GS	CG	SHO	SV	SVO	IP	H	R	ER	HR	HB	BB	SO	WP	BK
2009	VANCOUVER	5-3	4.12	16	11	0	0	0	0	59.0	66	27	27	5	5	18	66	2	0
2010	KANE COUNTY	10-7	4.32	28	28	0	0	0	0	148.0	138	75	71	13	7	61	149	10	1
2011	STOCKTON	11-9	3.87	28	26	0	0	0	0	160.2	160	78	69	10	14	40	154	5	0
2012	MIDLAND	3-4	3.38	14	14	0	0	0	0	85.1	70	36	32	6	5	23	108	6	0
	SACRAMENTO	6-3	2.03	11	11	0	0	0	0	66.2	40	15	15	3	1	19	82	3	0
	OAKLAND	2-1	3.89	7	7	0	0	0	0	39.1	36	19	17	11	2	16	32	0	0
2013	SACRAMENTO	3-1	1.14	5	5	0	0	0	0	31.2	24	11	4	1	0	9	33	2	0
	OAKLAND	10-8	3.96	27	27	0	0	0	0	152.1	132	74	67	16	7	57	124	7	0
2014	OAKLAND	1-2	4.93	7	7	0	0	0	0	38.1	33	21	21	9	1	15	34	2	0
	SACRAMENTO	4-3	4.71	10	10	0	0	0	0	63.0	54	33	33	9	2	26	67	3	0
	IOWA	3-5	4.09	10	10	0	0	0	0	55.0	59	34	25	7	3	20	56	2	0
	CUBS	0-1	11.85	7	1	0	0	0	0	13.2	20	20	18	1	1	9	13	0	0
2015	FRESNO	10-9	4.77	22	22	1	0	0	0	122.2	147	69	65	13	4	25	124	7	2
	HOUSTON	0-1	5.40	4	3	0	0	0	0	16.2	16	11	10	2	1	8	14	1	0
2016	CINCINNATI	14-8	3.76	34	31	0	0	0	0	191.1	154	80	80	31	11	73	162	3	1
2017	MIAMI	10-9	4.26	33	33	0	0	0	0	181.2	176	90	86	31	5	60	170	2	0
	MILB TOTALS	55-44	3.88	144	137	1	0	0	0	792.0	758	378	341	67	41	241	839	40	3
	MLB TOTALS	37-30	4.25	119	109	0	0	0	0	633.1	567	315	299	101	28	238	549	15	1

BATTING HISTORY

YEAR	CLUB	AVG.	G	AB	R	H	2B	3B	HR	RBI	SH	SF	HBP	BB	SO	SB	CS	OBP	SLG	E
2017	MIAMI	.073	33	55	2	4	1	0	0	1	8	0	0	1	33	0	0	.089	.091	2

POSTSEASON HISTORY

YEAR	CLUB	SERIES	W-L	ERA	G	GS	CG	SHO	SV	SVO	IP	H	R	ER	HR	HB	BB	SO	WP	BK
2013	OAK/DET	ALDS	0-0	4.50	1	1	0	0	0	0	6.0	4	3	3	1	1	0	8	0	0

CAREER TRANSACTIONS

2017: Acquired by Miami from Cincinnati in exchange for RHP Luis Castillo, RHP Austin Brice, and OF Isaiah White on January 19

2016: Claimed off waivers by Cincinnati from San Diego on April 1

Acquired by San Diego from Houston in exchange for C Erik Kratz on March 28

2015: Acquired by Houston with INF Luis Valbuena from Chicago-NL in exchange for OF Dexter Fowler on Jan. 19

2014: Acquired by Chicago-NL with OF Billy McKinney, INF Addison Russell, and cash considerations from Oakland in exchange for RHP Jason Hammel and RHP Jeff Samardzija on July 4

2009: Selected by Oakland in 24th round of First-Year Player Draft; signed by Athletics' scout Matt Ranson





25 | JUNICHI TAZAWA

PITCHER HT **6'2"** WT **208** | BATS **RIGHT** THROWS **RIGHT**

MLB SERVICE **7 YEARS, 86 DAYS** | MLB DEBUT **AUGUST 7, 2009 AT NYY (W/BOS)** | BIRTHPLACE **YOKOHAMA, JPN**
BORN **JUNE 6, 1986** | OPENING DAY AGE **31** | CONTRACT STATUS **SIGNED THROUGH 2018**
ACQUIRED **SIGNED AS FREE AGENT ON DECEMBER 16, 2016**

2017 SUMMARY

- Stranded all 16 inherited runners. Was one of just two Major League relievers to strand as many as 16 inherited runners: Yusmeiro Petit left all 20 inherited runners on base.
- Only one pitcher in Club history stranded more in a single season without allowing a runner to score: Brian Sanches in 2011 (19).
- Allowed multiple runs in just eight of 55 appearances.
- Earned first win of the season on April 15 vs. Mets.
- Placed on 10-day disabled list on May 16 (retro to May 15) with rib cartilage inflammation, missing 32 games. Made five rehab appearances between Triple A New Orleans, Double-A Jacksonville and Single-A Jupiter, going 0-1 with a 7.20 ERA (5.0 ip/4 er). Reinstated from the DL on June 21.
- Tossed season-best 10.0 consecutive scoreless innings from July 1-21. Had streak snapped on July 22 at Cincinnati, allowing one run on two hits in 1.0 inning.
- Worked season-high 2.0 innings on July 1 at Milwaukee, allowing one hit while walking none and striking out a season-high three batters. Matched the high on September 6 vs. Washington, Sept. 12 at Philadelphia, and Sept. 22 at Arizona.
- In 12 July appearances, had no record and 2.13 ERA (12.2/3).

MAJOR LEAGUE CAREER HIGHLIGHTS

- Spent **2016** with Boston, making 53 appearances and posting 4.17 ERA (49.2 ip/23 er) with 54 strikeouts and 14 walks.
- Issued 2.54 bb/9.0, highest mark of career (min. 40.0 ip); still ranked 38th among 98 qualified American League relievers (min. 0.93 batters faced/162 games).
- Went 0-1, 1.37 (19.2/3) over first 21 appearances, with .162 (11x68) average against; went 3-1, 6.00 (30.0/20) with .290 (36x124) average against in final 32 outings.
- Was 1-1, 3.62 in 35 first-half appearances, and 2-1, 5.19 in 18 second-half games.
- Posted 3.60 ERA (20.0/8) in seventh inning (25 games), but a 7.16 ERA (16.1/13) in eighth inning (23 games).
- Appeared in ninth inning just eight times, but tossed 8.0 perfect frames with four hits, two walks, and seven strikeouts.
- Held left-handers to .207 (17x82) batting average.
- Made 61 appearances out of the Red Sox bullpen in **2015** and led club relievers in strikeouts (56) and holds (16).
- Allowed no runs in 46 of 61 appearances (75 percent).
- Posted 1.33 ERA (27.0 ip/4 er) with a .179 (17x95) average against over first 29 games (through 6/11), compared to 6.54 (31.2 ip/23 er) and .350 (48x137) average against over final 32 games.
- Allowed only one earned run over 17-game span from May 4-June 11, posting 0.59 ERA (15.1 ip).

CAREER BESTS

INNINGS PITCHED.....	6.0 — 8/22/09 vs. NYY
STRIKEOUTS.....	6 — 8/11/09 vs. DET
SCORELESS IP.....	12.2 — 9/10/14 to 4/23/15
WIN STREAK.....	3 (2x) — LAST, 8/6/14 to 9/19/14
LOSS STREAK.....	5 — 8/2/15 to 4/6/16

MLB DISABLED LIST HISTORY

2017.....	RIB CARTILAGE INFLAMMATION (MAY 16-JUNE 22)
2016.....	RIGHT SHOULDER INFLAMMATION (JULY 4-22)
2010-11.....	RECOVERY FROM TOMMY JOHN (APRIL 3, 2010-JUNE 26, 2011)
2009.....	LEFT GROIN STRAIN (SEPTEMBER 21-SEASON)

HONORS AND AWARDS

2009..... EASTERN LEAGUE MIDSEASON ALL-STAR

- Began season with eight scoreless appearances (8.0 ip).
- That extended career-long scoreless innings streak, which began September 10, 2014, to 12.2 innings.
- In **2014**, led all Red Sox pitchers with career-high-tying 71 appearances (also 2013), and led staff with 16 holds.
- Allowed no runs in 55 of 71 games (77 percent).
- Began season with a then career-long 10.0-inning scoreless streak that spanned 11 appearances.
- Issued more than one walk in a relief appearance for the first time in career on July 25 at Tampa Bay (0.2 ip, 2 bb); had made 158 relief appearances without walking more than one batter prior.
- Held opponents to a .045 AVG (1x22) over final eight games of the season beginning Sept. 1.
- Made first career Opening Day roster in **2013**.
- Led Red Sox relievers and ranked tied for seventh among AL relievers in holds (25).
- Set career highs in games (71), innings (68.1), wins (5), and strikeouts (72).
- Ranked tied for 10th among AL relievers in games.
- Finished with a so/bb ratio of 6.0 (72 so/12 bb), tied with Mariano Rivera for third among AL relievers.
- Finished fifth among AL relievers in bb/9.0 ratio at 1.6 (12 bb/68.1 ip).





- Allowed no runs in 51 of his 71 appearances (72 percent).
- Posted 0.98 ERA (18.1/2) in 11 games in which he pitched more than 1.0 inning.
- Was 2-0, 0.93 ERA (9.2/1) with no walks and 10 strikeouts in first nine games; did not issue a walk in first 11 games (11.1 ip).
- Made postseason debut and appeared in 13 games between all rounds, going 1-0, 1.23 ERA (7.1/1) and six holds.
- His six holds, a Red Sox single-postseason record, were the most for any pitcher in 2013 postseason, and his 13 games, also a club single-postseason record, were tied for the most in MLB with teammate Koji Uehara.
- Did not allow base runners in nine of 13 games and stranded 13 of 16 inherited runners.
- Held opponents to a .133 (2x15) average with RISP, with four strikeouts and two GIDP.
- Earned win in pennant-clinching victory in Game 6 of ALCS vs. Detroit on October 19.
- Threw just 0.1 inning in that game, retiring Miguel Cabrera to end seventh inning and strand two inherited runners while trailing, 2-1.
- Appeared in five of six World Series games against St. Louis (exception was Game 5); recorded holds in Games 4 and 6.
- Posted 1.43 ERA (44.0/7) over 37 relief appearances in three stints with Red Sox in **2012**: April 18-May 1 (0.00 ERA, 5 g, 5.0 ip); July 15-Aug. 24 (1.80 ERA, 20.0 ip/4 er); and Aug. 25-season (1.53 ERA, 17.2/3).
- His ERA ranked second in AL (third in Majors) among pitchers with at least 40.0 innings, trailing only Fernando Rodney (0.60); Since 1915, only 3 Red Sox had posted a lower single-season ERA while throwing at least 40.0 innings: Jonathan Papelbon in 2006 (0.92); Koji Uehara in 2013 (1.09); and Calvin Schiraldi in 1986 (1.41).
- Recorded 45 strikeouts and issued just five walks for a 9.0 so/bb ratio, tops in Majors among hurlers with at least 40.0 innings; at time it was second-best single-season so/bb ratio in Red Sox history among pitchers with at least 25.0 innings after Jonathan Papelbon's 9.6 in 2008.
- Was just third AL pitcher ever to post ERA under 1.50 and a so/bb ratio of at least 9.0 in a single season (min. 20.0 ip); others were Hall of Famer Dennis Eckersley (1990) and Mariano Rivera (2008).
- Was second-youngest Major Leaguer ever to do that, after Stephen Strasburg (2011).
- Led Majors (min. 40.0 ip) with 1.02 bb/9.0 ip, third-best single-season ratio by a Red Sox with at least 40.0 ip dating back to 1909, trailing only Bret Saberhagen in 1999 (0.83) and Mike Timlin in 2003 (0.97).
- Allowed just one home run to rank second among AL pitchers (min. 40.0 ip) with 0.20 HR allowed per 9.0.
- Retired first batter faced in 27-of-37 appearances (73 percent).
- Earned first career save with 3.0 scoreless innings in 10- 3 win at Chicago-AL on April 26.
- Allowed opponent to take a lead in just once in 37 appearances, on Aug. 25 vs. Kansas City; in that outing, suffered first loss since Aug. 27, 2009 vs. Chicago-AL.
- Posted 0.84 ERA (10.2/1) in 10 appearances on no days of rest.
- Tossed perfect eighth inning on Sept. 23 vs. Baltimore for first career relief win and first win overall since Aug. 22, 2009 vs. Yankees.
- His **2011** debut with Red Sox delayed until Sept. 13, and limited to three relief appearances, due to recovery from Tommy John surgery and Minor League stint after being recalled from rehab on June 27.

- Was recalled to Boston on Sept. 13 and pitched that night vs. Toronto, first MLB game since Sept. 4, 2009 at Chicago-AL.
- Missed all of **2010** recovering from Tommy John surgery; underwent surgery in Birmingham, Alabama on April 6.
- Made Major League debut with Boston in **2009** in first season in North America.
- Recalled from Triple-A Pawtucket on Aug. 7 and made Major League debut that night at the Yankees; took loss after coming on in relief (1.2 ip) in 14th inning and surrendering walk-off home run to Alex Rodriguez.
- In his debut, was one of three Japanese pitchers to appear in the game for Boston (also, Hideki Okajima & Takashi Saito), marking first time in Major League history that three Japanese pitchers appeared in same game for a Club.
- Won first career start, on Aug. 11 vs. Detroit; at 23 years, 66 days old, became youngest Japanese starter ever to win a Major League game.
- Went 2-2, 6.30 ERA (20.0/14) in four starts for BOS and 0-1, 11.81 ERA (5.1/7) in two relief appearances.
- Received a decision in each of his first five career appearances from Aug. 7-27 (2-3).
- Season ended on 9/21 when he landed on the 60-day DL with a mild left groin strain.

MINOR LEAGUE CAREER HIGHLIGHTS

- Began **2012** season with Triple-A Pawtucket.
- In 25 relief outings for Paw Sox, struck out 56 in 42.1 innings.
- Of 25 outings with Paw Sox, 14 were at least 2.0 innings.
- Held right-handers to .161 (14x87) average.
- His **2011** debut delayed until May 20, when he began six-game rehab stint (recovery from Tommy John surgery) with Single-A Salem.
- Activated on June 27 and optioned to Double-A Portland; promoted to Triple-A Pawtucket on Aug. 8.
- Combined to go 4-3, 3.86 ERA (37.1/16) with 46 strikeouts and 10 walks in 16 games (two starts) between the stops.
- Worked 1.2 scoreless innings of relief in Game 2 of International League semifinals on Sept. 9 at Lehigh Valley.
- Missed all of **2010** recovering from Tommy John surgery; underwent surgery in Birmingham, Alabama on April 6.
- Began first season in North America in **2009** with Double-A Portland.
- Earned Eastern League midseason All-Star honors after going 8-5, 2.79 (87.0/27) in 16 starts in first half for Sea Dogs.
- Promoted to Pawtucket on July 26 and made two starts before promotion to Majors.
- Combined to go 9-7, 2.55 ERA (109.1/31) in 20 starts between Portland and Pawtucket.
- Finished fourth in Boston system in ERA.
- Pitched for Team World in All-Star Futures Game on July 12 in St. Louis; was slated to start the game but did not pitch due to a weather delay.

JAPAN HIGHLIGHTS

- Had four-year amateur career with Nippon Oil ENEOS of the Japan Industrial League prior to signing with Boston... went 14-3 with 11 saves and a 1.99 ERA (176.2/39) in 53 career appearances (13 starts)...in **2008**, final season in Japan, went 13-1 with five saves and a 0.80 ERA (113.0/10) in 21 games (11 starts)...struck out 114 batters and walked just 15...recorded six complete games, including four shutouts... earned MVP honors in the Sports Nippon Tournament after a career-high 18 strikeouts in a quarterfinals start on March 23...

in September, helped Nippon Oil win the 32-team Intercity Baseball Tournament for first time in 13 years...appeared in all five of the ENEOS games from Sept. 1-9...earned the event's MVP award, going 4-0 with one save and a 1.27 ERA...led the ENEOS to semifinals of league's corporate championship in November...faced three batters over the minimum, allowing five hits with two walks and four strikeouts over 9.0 scoreless innings in first start of tournament...in his last start of competition, a quarterfinals match-up in Osaka on Nov. 21, allowed four hits and fanned 10 in a complete-game shutout... in **2007**, went 1-1 with six saves and 3.91 ERA (46.0/20) in 20 games (two starts) with the ENEOS...struck out 46 batters and

walked 11...surrendered just one home run all season...in **2006**, did not record a decision over five relief outings, posting 7.45 ERA (9.2/8) with the ENEOS...recorded seven strikeouts and a walk...surrendered 14 hits, including one home run...in **2005**, was 0-1 with a 1.13 ERA (8.0/1) in seven games out of bullpen in first year with the Nippon Oil ENEOS.

PERSONAL/MISCELLANEOUS

- Junichi Tazawa... graduated high school from the Yokohama College of Commerce... he was a member of the 2003 team that played in the Koshien Tournament, but did not appear in a game.

TAZAWA'S PITCHING HISTORY

YEAR	CLUB	W-L	ERA	G	GS	CG	SHO	SV	SVO	IP	H	R	ER	HR	HB	BB	SO	WP	BK
2009	PORTLAND	9-5	2.57	18	18	0	0	0	0	98.0	80	31	28	8	3	26	88	4	2
	PAWTUCKET	0-2	2.38	2	2	0	0	0	0	11.1	7	4	3	0	1	1	6	0	0
	BOSTON	2-3	7.46	6	4	0	0	0	0	25.1	43	23	21	4	3	9	13	0	0
2011	SALEM	0-1	6.05	6	6	0	0	0	0	19.1	20	13	13	4	3	6	13	0	0
	PORTLAND	3-2	4.70	8	2	0	0	0	0	23.0	20	12	12	3	2	7	27	3	0
2012	PAWTUCKET	1-1	2.51	8	0	0	0	0	1	14.1	14	4	4	1	0	3	19	0	0
	BOSTON	0-0	6.00	3	0	0	0	0	0	3.0	3	2	2	1	0	1	4	0	0
2013	PAWTUCKET	3-2	2.55	25	0	0	0	4	7	42.1	34	18	12	2	0	17	56	3	1
	BOSTON	1-1	1.43	37	0	0	0	1	1	44.0	37	7	7	1	2	5	45	0	0
2013	BOSTON	5-4	3.16	71	0	0	0	0	8	68.1	70	25	24	9	1	12	72	3	1
2014	BOSTON	4-3	2.86	71	0	0	0	0	5	63.0	58	23	20	5	0	17	64	5	0
2015	BOSTON	2-7	4.14	61	0	0	0	3	10	58.2	65	28	27	5	1	13	56	9	1
2016	BOSTON	3-2	4.17	53	0	0	0	2	2	49.2	47	23	23	9	1	14	54	4	0
2017	JUPITER	0-0	0.00	1	1	0	0	0	0	2.0	1	0	0	0	0	0	2	0	0
	JACKSONVILLE	0-1	18.00	3	0	0	0	0	0	2.0	5	4	4	1	0	0	5	0	0
	NEW ORLEANS	0-0	0.00	1	0	0	0	1	1	1.0	0	0	0	0	0	0	1	0	0
	MIAMI	3-5	5.69	55	0	0	0	0	3	55.1	55	35	35	8	2	22	38	2	0
	MILB TOTALS	16-14	3.21	72	29	0	0	5	9	213.1	181	86	76	19	9	60	217	10	3
	MLB TOTALS	20-25	3.90	357	4	0	0	4	29	367.1	378	166	159	42	10	93	346	23	2

POSTSEASON HISTORY

YEAR	CLUB	SERIES	W-L	ERA	G	GS	CG	SHO	SV	SVO	IP	H	R	ER	HR	HB	BB	SO	WP	BK
2013	BOS/TB	ALDS	0-0	0.00	4	0	0	0	0	0	2.1	1	0	0	0	0	0	2	1	0
	BOS/DET	ALCS	1-0	3.38	4	0	0	0	0	0	2.2	4	1	1	0	0	0	1	0	0
	BOS/STL	WS	0-0	0.00	5	0	0	0	0	0	2.1	1	0	0	0	0	1	3	0	0
	TOTALS		1-0	1.23	13	0	0	0	0	0	7.1	6	1	1	0	0	1	6	1	0

CAREER TRANSACTIONS

2016: Signed by Miami as free agent on December 16

2008: Signed by Boston as international free agent on Dec. 3;
signed by Red Sox' scout Craig Shipley





18 | TOMÁS TELIS

CATCHER HT 5'8" WT 213 | BATS SWITCH THROWS RIGHT

MLB SERVICE 1 YEAR, 44 DAYS | MLB DEBUT AUGUST 25, 2014 AT SEATTLE (W/TEX) | BIRTHPLACE EL TIGRE, VEN
BORN JUNE 18, 1991 | OPENING DAY AGE 26 | CONTRACT STATUS SIGNED THROUGH 2018
ACQUIRED WITH LHP CODY EGE FROM TEXAS IN EXCHANGE FOR RHP SAM DYSON ON JULY 31, 2015

2017 SUMMARY

- Split season between Triple-A New Orleans and Miami.
- Had three stints with Marlins: May 9-12; June 6-15; and July 25-season.
- With Miami, set new career highs in games (48), runs (13), hits (25), doubles (5), triples (3), and RBI (9).
- Posted .272 average (22x81) as left-handed hitter, and .130 (3x23) as right-handed hitter.
- Finished the season with a .321 average (9x28) in 16 games in September.
- Was 6x21 (.286) with three doubles and an RBI as a pinch hitter for Miami.
- Opened year with New Orleans and batted .279 (78x280) with 14 doubles, two triples, five home runs, and 31 RBI in 73 games over three stints.
- Had best month with New Orleans in June, when he hit .355 (22x62) and had a season-long seven-game hitting streak (.400/10x25).

MAJOR LEAGUE CAREER HIGHLIGHTS

- Had two stints with Miami in 2016; called up briefly from July 8-13 before being called up for remainder of season on Sept. 1.
- In final game of season, on October 2 at Washington, tied career high with two hits and set new career high with four RBI. Also had first home run of career, a two-run shot off of Max Scherzer in fifth inning.
- Opened 2015 season in Texas organization with Triple-A Round Rock.
- Made season debut with Texas on July 17 at Houston; appeared in six games for the Rangers before trade to Miami on July 31.
- Appeared in one game with Triple-A New Orleans before being recalled to Miami on August 3 and making Marlins' debut that night vs. the Mets.
- Appeared in 17 games with the Marlins, going 4x27 (.148).
- Batted .333 (2x6) as RHH and .125 (4x32) as LHH overall.
- Optioned back to NOLA on Aug. 20 and recalled again on September 7.
- Had contract purchased from Triple-A Round Rock on August 25, 2014 and made Major League debut that night at Seattle.
- Made start behind plate in that outing, a 2-0 win and combined shutout for Miles Mikolas and Neftali Feliz; became first player to catch a shutout in his ML debut since Pittsburgh's Jason Kendall on Opening Day, April 1, 1996 at Florida.
- Also recorded first ML hit in that game with an infield single in the seventh inning off Brandon Maurer.
- Made 18 starts, 17 at catcher and one as designated hitter.
- Had hits in 13 of 18 games, with one BB in 71 plate appearances.

CAREER BESTS

HITS	3 — 9/2/17 vs. PHI
RUNS	3 — 9/18/17 vs. NYM
HOME RUNS	1 — 10/2/16 at WSH
RBI	4 — 10/2/16 at WSH
SB:	—
HITTING STREAK	3 (2x) — LAST, 9/18/14 to 9/21/14
CAREER GRAND SLAMS	—
CAREER PINCH-HIT HR	—
CAREER GAME-ENDING HR	—

MLB DISABLED LIST HISTORY

NONE

HONORS AND AWARDS

2017	PACIFIC COAST LEAGUE MIDSEASON ALL-STAR
2015	PACIFIC COAST LEAGUE MIDSEASON ALL-STAR
2014	TEXAS LEAGUE MIDSEASON ALL-STAR
2013	TEXAS LEAGUE MIDSEASON ALL-STAR
2011	SOUTH ATLANTIC LEAGUE MIDSEASON ALL-STAR
2008	DOMINICAN SUMMER LEAGUE ALL-STAR/ASG MVP

- Hit .259 (15x58) vs. right-handers, and .200 (2x10) vs. lefties.
- Hit .333 (7x21) with runners in scoring position and was 2x3 with four RBI with bases loaded.
- All eight of his RBI came in road games; played in 10 road games and eight home games.
- Had career-high three RBI in second career start Aug. 27 at Seattle, a three-run double off Erasmo Ramirez.

MINOR LEAGUE CAREER HIGHLIGHTS

- Spent most of 2016 with Triple-A New Orleans.
- Posted .310 (104x336) average for Zephyrs, best mark of career when getting minimum 200 at-bats.
- Also drew career-high 27 walks, as well as 45 RBI, second-highest total of career.
- Six homers were his most since career-high 11 in 2011.
- Opened season batting .370 (34x92) over first 26 games (through May 28), with 16 runs scored, seven doubles, a triple, one home runs, and 12 RBI.

FRONT OFFICE

FIELD AND CLUBHOUSE STAFF

PLAYERS

2017 IN REVIEW

CLUB HISTORY

POSTSEASON HISTORY

PLAYER DEVELOPMENT

2018 OPPONENTS

GENERAL INFORMATION



- During that span, had a streak of eight games from May 14-28 in which he had at least one hit (.548/17x31), one run scored (8), and one RBI (9); tied for his longest hitting streak of year.
- Hit .325 in 12 games in April and .344 in 17 games in May before dropping to .280 in 21 games in June and .292 in 20 games in July.
- Finished Minor League season with .321 mark in 21 August games, with season-high 26 hits for the month.
- Tied season high with second eight-game hitting streak from Aug. 18-27, batting .516 (16x31) with three doubles, a home run, and eight RBI.
- Opened **2015** season in Texas organization with Triple-A Round Rock, where he batted .353 (41x116) over his first 27 games, with 17 runs scored, five doubles, three home runs, and 12 RBI.
- In 70 games with Express overall, hit .291 (82x282), with 15 doubles, a triple, five home runs, and 25 RBI.
- Switch hitter batted .308 from the right side, with two home runs and eight RBI, and batted .283 from the left, with three homers and 17 RBI.
- Called up to TexaAs on July 17; was traded to Miami on July 31.
- Assigned to Triple-A New Orleans but played in just one game before recall to Miami.
- Optioned back to NOLA from Aug. 20-Sept. 7; in 13 games with NOLA overall, hit .333 (16x48).
- Combined to hit .318 (129x406) with five home runs, four triples, 23 doubles, and 50 RBI in 106 games with Double-A Frisco and Round Rock in **2014**.
- Began year with Frisco; promoted to Round Rock on July 17.
- From May 3 to June 4, hit .369 (41x111) in 28 games; hit safely in 26 of 28 in that span, including a 13-game hitting streak to end that run.
- Hit safely in 17 straight home games with Frisco from April to June 4, longest home hitting streak in Texas League that year.
- Named a TL All-Star, and started the game on June 24 in Little Rock at DH for South, before finishing contest behind plate.
- Caught 21-of-72 (29.2%) attempted base stealers with Frisco.
- Made Triple-A debut on July 18 vs. Iowa and went 12x26 (.462) his first six games with Express.
- His .345 average with Round Rock ranked 10th in Pacific Coast League during his stint with the Club, while his 48 hits were tied for third in league in that span (July 18 to August 23).
- After season, played 25 games for Magallanes in Venezuelan Winter League.
- Saw first career action at Double-A level in **2013**, spending entire season with Frisco.
- Led the Texas League in games caught (82), total chances (682), and putouts (608) by a catcher, compiling a .991 fielding percentage (6 e/682 tc)
- Threw out 37-of-115 (32.2%) would-be base stealers, third-highest percentage in TL.
- Batted .315 (29x92) with RISP.
- Had 12-game hitting streak from April 29 to May 18.
- Hit all four of his home runs on the season in June, all while batting left-handed.
- Was a Midseason TL All-Star, going 1x2 as PH/C in June 25 game at NW Arkansas.
- Spent all of **2012** with High-A Myrtle Beach, playing 79 games at catcher and 37 as DH.
- Threw out 37-of-102 (36.3%) would-be base stealers, third-best percentage in the Carolina League.
- Batted .283 (46x162) with three home runs and 18 RBI over first 42 games and .226 (65x288) with one homer and 25 RBI over final 75 games.
- Hit two home runs in season-opener on April 6 vs. Wilmington, and had season-high four hits on August 10 at Frederick.
- Spent entire **2011** campaign with Single-A Hickory.
- Selected to the South Atlantic League All-Star Game, going 0x1 for the North squad on June 21 at Delmarva.
- Split time between catcher and DH, starting at catcher for the first time since 2009.
- Threw out 27-of-120 (22.5%) attempted base stealers.
- Batted .362 (47x130) with runners in scoring position and .339 (19x56) with RISP/2 outs.
- Collected season highs in both hits (four) and RBI (five) on June 3 at Delmarva.
- Spent the entire **2010** season with the AZL Rangers, tying for the team lead in RBI (35).
- Was relegated to a full-time designated hitter role after pre-season elbow surgery.
- Hit .375 (21x56) with RISP.
- Batted .414 (29x70) over last 19 games and had season-high five hits on August 2 vs. AZL Royals.
- Split the **2009** campaign between AZL Rangers and Spokane; combined to bat .330 (67x203) with four home runs and 30 RBI in 53 games.
- Promoted to Spokane on August 30 and homered in two of last three games.
- Spent **2008** season with the DSL Rangers, leading team in RBI (36) and hits (70).
- Selected to the DSL All-Star Game and won MVP honors.

PERSONAL/MISCELLANEOUS

- Tomás (toe-MAS) Telis (tell-eez).

MARLINS NOTES

MARLINS POSITION PLAYERS TO APPEAR AS PITCHER

PLAYER	DATE (OPP)
JOHN CANGELOSI	7/21/1997 VS. SD
JOHN MABRY	10/05/2001 AT ATL
JASON WOOD	6/29/2007 VS. ATL
CODY ROSS	4/26/2009 VS. PHI
ROSS GLOAD	5/22/2009 VS. TB
BRYAN PETERSEN	7/20/2011 VS. SD
ICHIRO SUZUKI	10/4/15 AT PHI



TELIS'S BATTING HISTORY

YEAR	CLUB	AVG.	G	AB	R	H	2B	3B	HR	RBI	SH	SF	HBP	BB	SO	SB	CS	OBP	SLG	E
2008	DSL RANGERS	.299	62	234	44	70	14	1	1	36	1	2	4	25	16	10	1	.374	.380	8
2009	AZL RANGERS	.322	46	183	30	59	11	5	2	28	0	4	1	4	15	8	1	.333	.470	6
	SPOKANE	.400	7	20	4	8	1	0	2	2	0	0	0	0	4	0	0	.400	.750	0
2010	AZL RANGERS	.326	37	144	22	47	7	1	2	35	4	3	1	6	16	4	1	.351	.431	0
2011	HICKORY	.297	115	461	67	137	28	0	11	69	5	4	6	18	35	12	6	.329	.430	7
2012	MYRTLE BEACH	.247	117	450	45	111	24	1	4	43	7	3	7	17	53	9	2	.283	.331	12
2013	FRISCO	.264	91	348	32	92	19	0	4	43	3	4	4	10	46	8	2	.290	.353	6
2014	FRISCO	.303	70	267	31	81	16	2	2	33	3	7	1	17	29	7	1	.339	.401	6
	ROUND ROCK	.345	36	139	18	48	7	2	3	17	1	0	1	6	12	1	1	.377	.489	1
	TEXAS	.250	18	68	7	17	2	0	0	8	1	0	1	1	10	0	0	.271	.279	1
2015	ROUND ROCK	.291	70	282	43	82	15	1	5	25	3	0	1	14	31	1	2	.327	.404	6
	TEXAS	.182	6	11	1	2	0	0	0	2	0	0	1	0	1	0	0	.250	.182	1
	NEW ORLEANS	.333	13	48	3	16	0	0	0	4	1	1	0	5	6	2	0	.389	.333	1
	MIAMI	.148	17	27	1	4	0	0	0	0	0	0	1	1	3	0	0	.207	.148	0
2016	NEW ORLEANS	.310	91	336	46	104	16	3	6	45	1	2	2	27	42	4	2	.362	.429	5
	MIAMI	.308	10	13	1	4	0	0	1	4	0	0	0	0	2	0	0	.308	.538	0
2017	NEW ORLEANS	.279	73	280	39	78	14	2	5	31	2	3	3	18	29	5	0	.326	.396	3
	MIAMI	.240	48	104	13	25	5	3	0	9	0	1	3	3	10	0	0	.279	.346	3
	MILB TOTALS	.292	828	3192	424	933	172	18	47	411	31	33	31	167	334	71	19	.330	.402	61
	MLB TOTALS	.233	99	223	23	52	7	3	1	23	1	1	6	5	26	0	0	.268	.305	5

CAREER TRANSACTIONS

2015: Acquired by Miami with LHP Cody Ege from Texas in exchange for RHP Sam Dyson on July 31

2007: Signed by Texas as non-drafted free agent on July 2; signed by Rangers' scout Edgar Suarez



- Photo Credit: Rob Foldy 2017

FRONT OFFICE

FIELD AND
CLUBHOUSE STAFF

PLAYERS

2017 IN REVIEW

CLUB HISTORY

POSTSEASON HISTORY

PLAYER DEVELOPMENT

2018 OPPONENTS

GENERAL INFORMATION





44 | JACOB TURNER

PITCHER HT **6'5"** WT **215** | BATS **RIGHT** THROWS **RIGHT**

MLB SERVICE **4 YEARS, 13 DAYS** | MLB DEBUT **JULY 30, 2011 VS. LOS ANGELES-AL (W/DET)** | BIRTHPLACE **ST. CHARLES, MO**
 BORN **MAY 21, 1991** | OPENING DAY AGE **26** | CONTRACT STATUS **SIGNED THROUGH 2018**
 ACQUIRED **SIGNED AS MINOR LEAGUE FREE AGENT ON DECEMBER 21, 2017**

2017 SUMMARY

- Split season between Nationals' bullpen (18 appearances, two starts) and starting rotation for Triple-A Syracuse (14 starts).
- Had two stints in Majors: April 24-July 1 and July 17-18.
- Recalled on April 24 and made start at Colorado that night (ND, 6.0 ip, 6 h, 3 r, 3 er, hr, 6 so).
- Moved to bullpen for next six appearances, going 2-1 with 2.61 ERA (10.1 ip/3 er).
- Made second and final start on May 17 at Pittsburgh, taking a loss (5.1 ip, 5 h, 3 r, 3 er, 4 bb, so).
- Returned to bullpen and was 0-1, 6.75 (17.1/13) over last 10 outings before being designated for assignment on July 1.
- Outrighted to Triple-A Syracuse on July 3.
- Had contract selected again on July 17, but was designated the next day without making an appearance.
- Outrighted to Syracuse again on July 19 and made nine starts to close out season.
- Had season-high nine strikeouts on August 22 at Lehigh Valley.
- After combining for 0-3 record and 8.85 ERA (20.1/20) in five July starts at Syracuse, went 2-3, 3.86 (35.0/15) over last six starts of season.

MAJOR LEAGUE CAREER HIGHLIGHTS

- Opened **2016** with Triple-A Charlotte in White Sox' system; had contract selected on July 17 and spent remainder of season with Chicago.
- First two appearances for Chicago were starts, going 0-1 with a 14.73 ERA (7.1/12).
- Shifted to bullpen for final 16 appearances of season and went 1-1 with 3.12 ERA (17.1/6).
- Missed all of **2015** due to inflammation in right shoulder.
- Made first career Opening Day roster in **2014** with Miami.
- Combined to go 6-11 with 6.13 ERA (113.0/77) and 71 strikeouts over 28 games (18 starts) between Miami and the Cubs, established career highs in wins and appearances.
- Designated for assignment on Aug. 5 and traded by Miami to the Cubs on Aug. 8.
- Opened **2013** at Triple-A New Orleans after going 0-3 with a 9.69 ERA (13.0 IP/14 ER) in Spring Training. Went 3-4, 4.47 (56.1/28) in 10 starts for Zephyrs prior to recall on May 31, including 2-1, 3.00 (33.0/11) in five starts in May.
- Had ninth-best ERA in National League in June, posting a 2.12 (34.0/8) in five starts.
- Had a 1.76 ERA (41.0/8) over first six starts of season with Miami. According to *STATS LLC*, was first pitcher 22-or-younger to throw 40.0-or-more innings with an ERA that low over first six starts of a season since Mark Prior in 2003 (1.67).

CAREER BESTS

INNINGS PITCHED.....	9.0 — 6/29/13 vs. SD
STRIKEOUTS.....	7 (3x) — LAST, 9/1/14 vs. MIL
LAST COMPLETE GAME.....	6/29/13 vs. SD
LAST SHUTOUT.....	—
LOW-HIT COMPLETE GAME.....	7 — 6/29/13 vs. SD
SCORELESS IP.....	12.0 — 9/7/12 to 9/14/12
WIN STREAK.....	2 (2x) — LAST, 7/22/14 to 7/27/14
LOSS STREAK.....	7 — 7/19/13 to SEASON

MLB DISABLED LIST HISTORY

2015.....	STRAINED FLEXOR TENDON, RIGHT ELBOW (MARCH 27-SEASON)
2014.....	STRAINED RIGHT SHOULDER (APRIL 4-MAY 3)

HONORS AND AWARDS

2011.....	EASTERN LEAGUE MIDSEASON ALL-STAR
2010.....	MIDWEST LEAGUE MIDSEASON ALL-STAR

- Went 3-1, 2.33 over first eight starts with Marlins, with just one home run allowed, before closing out season with career-long seven-game losing streak over final 12 starts, with 10 home runs allowed in that span.
- Took loss in each of first two outings for Marlins in **2012**, on August 22 at Arizona and August 29 vs. Washington. Allowed eight runs in 11.0 innings of work (6.55 ERA).
- Blanked Reds on two hits over 7.0 innings, earning 4-0 win on September 14. Turner, who turned 21 on May 21, earned his only other big-league win at the time for Detroit against the White Sox on July 22, one day before he was traded to Miami.
- Became youngest Major League pitcher ever to win a game for an American League team and a National League team in the same season. Broke the record of C. J. Nitkowski, who was 22 when he won a game for Detroit in 1995 after having won one for the Reds earlier that year. The last pitcher as young as Turner to win games for teams in two different major leagues in same season was Ledell "Cannonball" Titcomb in 1887. Titcomb went 1-2 for the Philadelphia Athletics of the American Association, then a major league, before joining the National League's New York Giants and winning first game on September 2, just 12 days after his 21st birthday - *Elias*.





- Made Major League debut for Detroit on July 30, **2011** vs. Los Angeles-AL at Comerica Park. Went 5.1 innings and took loss in a 5-1 contest, allowing two runs on three hits, three walks and a hit batter, with six strikeouts.
- At 20 years, two months and nine days, was youngest Detroit pitcher to make a start at Comerica Park, and youngest overall to make debut for Detroit since Bruce Robbins (19 years old) on July 28, 1979.
- Was optioned back to Triple-A Toledo following debut; recalled on September 1 and made two more starts.

MINOR LEAGUE CAREER HIGHLIGHTS

- Was selected to pitch for U.S. Team in the **2011** Futures Game at Chase Field in Phoenix prior to All-Star Game; retired only two batters faced.
- Began season at Double-A Erie and was selected to Eastern League Midseason All-Star squad.
- Was 3-3, 3.49 (100.2/39) in 15 starts prior to All-Star break.
- Pitched just two more starts for Erie after break, going 0-2 despite 3.46 ERA (13.0/5).

- In final start for Erie, on July 25 vs. Richmond, tied season high with 8.0 innings (also, May 21 at Bowie) and struck out eight.
- Was recalled to Majors for MLB debut on July 30.
- Optioned to Double-A Toledo on July 31 and spent all of August with Mud Hens, going 1-0 with 3.12 ERA (17.1/6) in three starts.
- Split **2010** with Single-A West Michigan (11 appearances, 10 starts) and Single-A Lakeland (13 starts).
- Began season with West Michigan and earned Midwest League Midseason All-Star honors, but was promoted to Lakeland on June 23.

PERSONAL/MISCELLANEOUS

- Jacob Edward Turner...was the Gatorade Player of the Year in Missouri following his senior year at Westminster Christian Academy in 2009...went 7-2, 0.60 (59.2 IP/4 ER) with 118 strikeouts...was also named a First-Team High School All-American by Baseball America after his senior year... participated in the Aflac All-American High School Baseball Classic in 2008...went 5-2, 1.45 (49.2/8) with 92 strikeouts during his junior year at Westminster Christian.

TURNER'S PITCHING HISTORY

YEAR	CLUB	W-L	ERA	G	GS	CG	SHO	SV	SVO	IP	H	R	ER	HR	HB	BB	SO	WP	BK
2010	WEST MICHIGAN	2-3	3.67	11	10	0	0	0	0	54.0	53	26	22	4	1	9	51	1	0
	LAKELAND	4-2	2.93	13	13	0	0	0	0	61.1	53	22	20	3	7	14	51	0	1
2011	ERIE	3-5	3.48	17	17	0	0	0	0	113.2	102	47	44	9	7	32	90	8	0
	TOLEDO	1-0	3.12	3	3	0	0	0	0	17.1	15	6	6	1	0	3	20	2	0
2012	DETROIT	0-1	8.53	3	3	0	0	0	0	12.2	17	13	12	3	1	4	8	0	0
	LAKELAND	1-2	1.66	4	4	0	0	0	0	21.2	17	8	4	1	1	7	17	1	0
	TOLEDO	4-2	3.16	10	10	1	1	0	0	62.2	52	23	22	2	2	24	40	1	0
	DETROIT	1-1	8.03	3	3	0	0	0	0	12.1	17	11	11	4	0	7	7	1	0
2013	NEW ORLEANS	2-0	1.98	5	5	0	0	0	0	27.1	27	6	6	2	0	12	16	2	0
	MIAMI	1-4	3.38	7	7	0	0	0	0	42.2	33	21	16	5	0	9	29	4	0
	NEW ORLEANS	3-4	4.47	10	10	0	0	0	0	56.1	59	35	28	7	3	14	35	4	1
2014	MIAMI	3-8	3.74	20	20	1	0	0	0	118.0	116	55	49	11	4	54	77	11	0
	JUPITER	1-1	2.45	2	2	0	0	0	0	11.0	7	3	3	1	0	1	10	0	0
	MIAMI	4-7	5.97	20	12	0	0	0	0	78.1	106	54	52	8	1	23	54	3	1
2015	CUBS	2-4	6.49	8	6	0	0	0	0	34.2	42	27	25	4	0	10	17	3	0
	TENNESSEE	1-1	2.00	2	2	0	0	0	0	9.0	5	2	2	1	0	2	7	2	0
2016	CHARLOTTE	4-7	4.71	18	18	1	1	0	0	107.0	125	60	56	10	3	29	85	10	0
	WHITE SOX	1-2	6.57	18	2	0	0	0	0	24.2	33	27	18	5	2	16	18	2	0
2017	WASHINGTON	2-3	5.08	18	2	0	0	0	3	39.0	43	23	22	8	1	15	23	3	0
	SYRACUSE	2-6	5.21	14	14	0	0	0	0	65.2	72	38	38	5	4	33	53	3	1
	MILB TOTALS	28-33	3.72	109	108	2	2	0	0	607.0	587	276	251	46	28	180	475	34	3
MLB TOTALS	14-30	5.09	97	55	1	0	0	3	362.1	407	231	205	48	9	138	233	27	1	

BATTING HISTORY

YEAR	CLUB	AVG.	G	AB	R	H	2B	3B	HR	RBI	SH	SF	HBP	BB	SO	SB	CS	OBP	SLG	E
2017	WASHINGTON	.000	18	5	0	0	0	0	0	0	2	0	0	1	2	0	0	.167	.000	0
	MLB TOTALS	.091	73	77	1	7	2	1	0	0	12	0	0	2	38	0	0	.114	.143	5

CAREER TRANSACTIONS

- 2017:** Signed by Miami as Minor League free agent on December 21
- 2016:** Signed by Washington as a free agent on Dec. 12
- 2015:** Claimed off waivers by Chicago-AL from Chicago-NL on October 27
- 2014:** Acquired by Chicago-NL from Miami in exchange for RHP Jose Arias and RHP Tyler Bremer on August 8

2012: Acquired by Miami with C Rob Brantly and LHP Brian Flynn from Detroit in exchange for RHP Anibal Sanchez and INF Omar Infante on July 23

2009: Selected by Detroit in first round (ninth overall) of First-Year Player Draft; signed by Tigers' scout Marty Miller



62 | JOSÉ UREÑA

PITCHER HT 6'3" WT 206 | BATS RIGHT THROWS RIGHT

MLB SERVICE 2 YEARS, 40 DAYS | MLB DEBUT APRIL 14, 2015 AT ATLANTA | BIRTHPLACE SANTO DOMINGO, DR
 BORN SEPTEMBER 12, 1991 | OPENING DAY AGE 26 | CONTRACT STATUS SIGNED THROUGH 2018
 ACQUIRED SIGNED AS INTERNATIONAL FREE AGENT ON AUGUST 29, 2008

2017 SUMMARY

- Opened season in Miami's bullpen, making six appearances, before joining rotation due to injuries. Did not return to 'pen for remainder of season, making career-high 28 starts.
- Also set career highs with 14 wins, 34 appearances, 169.2 innings, 113 strikeouts, and had a career-best 3.82 ERA (72 er).
- Finished season 14-7, 3.97 (154.1 ip/68 er) in his starts. Did not factor in a decision and had a 2.35 ERA (15.1/4) in his six relief appearances.
- Made first start on May 7 at Mets, allowing one hit over 6.0 scoreless innings.
- From May 7 through end of season, led National League with 28 starts, and his 14 wins tied Zack Greinke and Alex Wood for second, behind only Zach Davies (15). Among NL pitchers who made at least 25 starts in that time, his ERA ranked 10th, and his .232 average against ranked sixth.
- Miami won 17 of his 28 starts.
- In start on May 28, set career highs in both strikeouts (seven) and walks (six). Tied the strikeout mark on July 4 at St. Louis.
- Set career high with a five-game winning streak over seven starts from May 23 to June 23. Did so despite posting a 4.58 ERA (37.1/19) in that time, as he received 7.47 runs of support during the stretch.
- Had streaks of seven starts with 5.0 innings and five starts with two-or-fewer walks snapped in his start on Aug. 28 at Washington (L, 4.0 ip, 3 bb).
- Made 21 starts following a team loss, with a 12-5 record and 3.54 ERA. Only Marcus Stroman (25) had more such starts in MLB, while Ureña's win total tied Jacob deGrom for MLB lead.
- Allowed five runs in 5.0 innings in his start on July 26 at Texas, but was the beneficiary of 11 runs of support while he was in the game, a 22-10 victory for the Fish (club record for runs in a game). For the season, he received 5.91 runs of support in starts, which ranked sixth among NL starters (min. 28 GS).
- Suffered a hard-luck loss on July 31, when he tossed a season-high 8.0 innings and allowed just one run on three hits and a walk, with six strikeouts. Washington's Gio González took a no-hitter into the ninth inning that night, and Ureña was saddled with the 1-0 loss. It was fourth time in Club history a pitcher took a loss in a game in which he tossed at least 8.0 innings and allowed just three hits and two-or-fewer runs.
- Matched the 8.0-innings mark and earned the win on Sept. 20 vs. the Mets.
- Had a career-long relief appearance of 4.1 innings on April 28 vs. Pittsburgh. Allowed 12 hits in that outing, the most by a reliever in Marlins history, and became second reliever in Club history to allow 10-or-more hits in an outing (also Jason Vargas on July 8, 2006 at Mets).

CAREER BESTS

INNINGS PITCHED.....	8.2 — 9/11/16 vs. LAD
STRIKEOUTS.....	7 (2x) — LAST, 7/4/17 at STL
LAST COMPLETE GAME.....	—
LAST SHUTOUT.....	—
LOW-HIT COMPLETE GAME.....	—
SCORELESS IP.....	10.0 — 5/2/17 to 5/12/17
WIN STREAK.....	5 — 5/23/17 to 7/4/17
LOSS STREAK.....	4 — 5/28/16 to 8/16/16

MLB DISABLED LIST HISTORY

2015..... LEFT KNEE CONTUSION (AUGUST 7-SEPTEMBER 4)

HONORS AND AWARDS

- 2014.... MARLINS' MINOR LEAGUE PITCHER OF THE MONTH (JULY)
SOUTHERN LEAGUE MIDSEASON ALL-STAR
- 2013... MARLINS' MINOR LEAGUE PITCHER OF THE MONTH (JUNE)
- 2010..... DOMINICAN SUMMER LEAGUE MIDSEASON ALL-STAR

MAJOR LEAGUE CAREER HIGHLIGHTS

- Split 2016 between Miami (28 appearances, 12 starts) and Triple-A New Orleans (12 starts).
- Made 12 starts for Miami, going 3-8 with a 5.68 ERA (63.1/40); first 16 appearances were out of the bullpen, going 1-1 with one save and 7.52 ERA (20.1/17).
- First recalled from Triple-A New Orleans on April 21 and made 16 relief appearances before being optioned back on May 31.
- Earned first career save on April 27 at the Dodgers, tossing 1.2 innings in a 2-0 win; stranded three inherited runners in eighth inning of that game.
- Had longest career relief outing on May 14 at Washington, in Game 2 of a doubleheader. Tossed 3.0 innings and earned only win of season, allowing one run on two hits and a walk. Pitched both ends of the doubleheader, tossing 1.0 inning in Game 1, allowing one unearned run on one hit.
- Recalled again on July 19 and made three starts before being optioned on July 29.
- Made first start of season on July 19 at Philadelphia; went 5.2 innings, allowing four hits (one home run) and only one earned run while walking one and striking out five.
- Recalled on Aug. 16; remained with Marlins for rest of season.



- On August 27 vs. San Diego, suffered loss in 1-0 defeat despite allowing just one run on four hits (one home run), with career-high six strikeouts.
- Made longest start of career on September 11 vs. Dodgers; went 8.2 innings, longest start by a Marlins' pitcher on the year; allowed just four hits, tying season low in a start.
- In three stints with Marlins in **2015**, went 1-5 with 5.25 ERA (61.2/36). Made 20 appearances, nine of which were starts.
- As starter, went 1-5 with 4.86 ERA (46.1/25). Out of bullpen had no record and 6.46 ERA (15.1/11).
- Opened season in rotation at Triple-A New Orleans, and over 11 starts went 6-1 with one complete game shutout and 2.66 ERA (67.2/20).
- Was recalled from NOLA on April 13 and made Major League debut on April 14 at Atlanta, allowing one hit in 1.0 scoreless inning of work.
- Earned first Major League victory on June 12 vs. Colorado. Held Rockies to one run on six hits (one home run) while striking out one and walking none over a career-high 6.2 innings.
- Missed 25 games on 15-day disabled list (August 7-September 4) with a left knee contusion. Made one rehab appearance with Single-A Jupiter, tossing 2.0 scoreless innings.
- With NOLA, tossed 6.0+ innings seven times in 11 starts.
- Over first seven starts, was 5-0 with 0.97 ERA (46.1/5). In final four starts, allowed 15 earned runs in 21.1 innings (6.33 ERA).
- Ran career-best Minor League winning streak to nine games in final start before All-Star break, despite allowing a season-high five runs to Round Rock on July 9. His six strikeouts also marked a season-high. Took loss in next start, July 16 against Colorado Springs.

MINOR LEAGUE CAREER HIGHLIGHTS

- In **2014**, earned Marlins' Minor League Pitcher of the Month honors in July with Double-A Jacksonville, going 4-1, 2.21 (40.2/10) in six games (five starts), with 34 strikeouts and eight walks.
- Ranked second in Southern League with career-high 13 wins, behind league-leader and teammate Justin Nicolino (14), and ranked sixth in ERA (3.33).
- Also finished in second place in SL in strikeouts (121), WHIP (1.14), and base runners/9 (10.21); third in BB/9 (1.56); and fourth in innings pitched (162.0).
- Tied career high with eight strikeouts on July 26 at Montgomery (2x; other, 8/17/2010 with DSL Marlins).
- Threw a season-long 8.0 innings on three occasions, including a scoreless outing on June 5 vs. Tennessee. Posted a 2-0 record in those starts.
- Had five straight wins April 18-May 21, a span of seven starts.
- ERA dropped from 4.07 (77.1/35) prior to All-Star Game to 2.66 (84.2/25) following break.
- Earned win in seven of last nine starts of season, beginning July 14. Had 1.87 ERA (57.2/12) over that span, with 47 strikeouts and 10 walks.
- Recorded 1.97 ERA (32.0/7) in five starts in August, second-lowest monthly ERA of career (min. 5 GS), behind a 0.87 (31.0/3) over five starts in June of 2013.
- Spent **2013** with Single-A Jupiter and earned Marlins' Minor League Pitcher of the Month honors in June, going 2-1, 0.87 (31.0 IP/3 ER) in five starts, with 23 strikeouts to four walks.
- ERA dropped from 4.05 (66.2/30) prior to All-Star Game to 3.47 (83.0/32) following break.
- Went 7-1, 1.96 (91.2/20) in 15 starts at home, compared to 3-6, 6.52 (58.0/42) in 12 games (11 starts) on the road.

- Had six straight wins April 15-May 23, a span of eight starts.
- Struck out season high of seven on April 9 at Fort Myers and July 8 vs. Palm Beach.
- Went season-long of 7.0 innings on six occasions; went 3-0 in those games, with scoreless outings on June 17 vs. Bradenton and July 3 vs. St. Lucie.
- Allowed just eight home runs, and none over final seven starts of season (42.1 IP).
- Spent **2012** with Single-A Greensboro and went 8-6, 3.27 (121.0/44) in 22 starts, and 1-0, 4.15 (17.1/8) in five relief appearances, with two saves.
- Tossed 6.0-inning complete game in second half of doubleheader on May 24 at Delmarva. Took loss, allowing two runs on four hits, with two walks and five strikeouts.
- Spent first season in United States in **2011** with Short-Season A Jamestown. Went 4-3, 3.33 over first nine starts, but was 0-4, 6.18 over final six starts.
- Tossed season-high 7.0 innings twice, on July 8 vs. Auburn and July 30 at Staten Island. In both outings, he earned a win and posted identical stat lines, allowing no runs on two hits and two walks, with four strikeouts.
- Spent first two professional seasons with Dominican Summer League Marlins in **2009 & 2010**. Went 8-9 with two saves in 27 appearances (15 starts) in those campaigns, with a 3.62 ERA (109.1/44).
- Tossed three complete games and two shutouts during 2010 season. First shutout was June 8 at Orioles (7.0 ip, 2 h, bb, 7 so), and second was on July 9 vs. Phillies (5.1 ip, 2 h, 2 so).

PERSONAL/MISCELLANEOUS

- José Miguel Ureña (oo-REH-nya) Rodriguez.



- Photo Credit: Rob Foldy 2017

UREÑA'S PITCHING HISTORY

YEAR	CLUB	W-L	ERA	G	GS	CG	SHO	SV	SVO	IP	H	R	ER	HR	HB	BB	SO	WP	BK
2009	DSL MARLINS	3-3	6.75	14	2	0	0	2	2	26.2	36	22	20	0	1	11	15	2	1
2010	DSL MARLINS	5-6	2.61	13	13	3	2	0	0	82.2	76	32	24	2	6	7	66	5	0
2011	JAMESTOWN	4-7	4.33	15	15	0	0	0	0	72.2	74	38	35	4	3	29	48	1	2
2012	GREENSBORO	9-6	3.38	27	22	1	0	2	3	138.1	143	67	52	13	1	29	101	7	2
2013	JUPITER	10-7	3.73	27	26	0	0	0	0	149.2	148	69	62	8	6	29	107	3	0
2014	JACKSONVILLE	13-8	3.33	26	25	0	0	0	0	162.0	155	65	60	14	2	29	121	4	0
2015	NEW ORLEANS	6-1	2.66	11	11	1	1	0	0	67.2	65	23	20	4	3	19	41	3	0
	JUPITER	0-0	0.00	1	1	0	0	0	0	2.0	0	0	0	0	0	0	2	0	0
	MIAMI	1-5	5.25	20	9	0	0	0	1	61.2	73	37	36	5	3	25	28	2	1
2016	NEW ORLEANS	3-3	3.17	12	12	0	0	0	0	48.1	41	18	17	4	5	21	41	1	2
	MIAMI	4-9	6.13	28	12	0	0	1	3	83.2	91	59	57	11	6	29	58	0	0
2017	MIAMI	14-7	3.82	34	28	0	0	0	0	169.2	152	77	72	26	14	64	113	5	1
	MILB TOTALS	53-41	3.48	146	127	5	3	4	5	750.0	738	334	290	49	27	174	542	26	7
	MLB TOTALS	19-21	4.71	82	49	0	0	1	4	315.0	316	173	165	42	23	118	199	7	2

BATTING HISTORY

YEAR	CLUB	AVG.	G	AB	R	H	2B	3B	HR	RBI	SH	SF	HBP	BB	SO	SB	CS	OBP	SLG	E
2017	MIAMI	.104	36	48	3	5	1	0	0	2	8	0	0	0	28	0	0	.104	.125	1
	MLB TOTALS	.115	85	78	4	9	1	0	0	2	12	0	0	1	48	0	0	.127	.128	2

CAREER TRANSACTIONS

2008: Signed by Florida as international free agent on August 29; signed by Marlins' scouts Albert Gonzalez and Sandy Nin



- Photo Credit: Rob Foldy 2017





NON-ROSTER INVITE

5 | SCOTT VAN SLYKE

INFIELD HT 6'4" WT 215 | BATS RIGHT THROWS RIGHT

MLB SERVICE 4 YEARS 22 DAYS | MLB DEBUT MAY 9, 2012 VS. SAN FRANCISCO (W/LAD) | BIRTHPLACE CHESTERFIELD, MO
BORN JULY 24, 1986 | OPENING DAY AGE 31 | CONTRACT STATUS SIGNED THROUGH 2018
ACQUIRED SIGNED AS MINOR LEAGUE FREE AGENT ON JANUARY 13, 2018

2017 SUMMARY

- Made Dodgers' Opening Day roster, first of three stints with Los Angeles before being traded to Cincinnati on July 31; assigned to Triple-A Louisville for remainder of season.
- Appeared in just 29 games in sixth season seeing Major League action, lowest since appearing in 27 games during 2012, when he made MLB debut.
- Hit .122 (5x41) overall for Dodgers; also batted .143 (2x14) as a pinch hitter.
- Hit fourth career pinch-hit home run on May 11 at Colorado, off of Jeff Hoffman.
- Batted .242 (44x182) combined over three stints with Triple-A Oklahoma City in Dodgers' system.
- Hit .286 (14x49) against left-handed pitching for Oklahoma City, with two homers and five RBI, compared to .226 (30x133) against right-handers, with three homers and 15 RBI.
- Assigned to Louisville on August 3 and made just 15 appearances down the stretch.
- First hit for Bats was a home run in third game with the club, August 7 at Durham.

MAJOR LEAGUE CAREER HIGHLIGHTS

- Appeared in 52 games with Los Angeles in an injury-shortened 2016 season.
- Placed on 15-day disabled list April 10-June 3 with low back irritation, and again with right wrist irritation on August 8.
- Underwent season ending right-wrist surgery in late August.
- Posted a .976 combined fielding percentage, appearing in 19 games (nine starts) in left field, 10 games (eight starts) in right field, one start in center field and seven games (four starts) at first base.
- Spent most of 2015 with Los Angeles (96 games), appearing in just three games for Single-A Rancho Cucamonga and spending May 31-June 17 on Major League disabled list with left mid-back inflammation.
- In addition to DL stint, saw limited action in September due to right wrist inflammation.
- Tied career high with 10-game hitting streak from April 15-May 2 (also, Aug. 12-Sept. 5, 2014); hit .433 (13x30) with four doubles, a homer, and nine RBI during streak.
- Set career high with four hits and tied career-best with four RBI on Sept. 7 at Los Angeles-AL, going 4x5 with two doubles.
- Made first career Opening Day roster in 2014 with Dodgers and spent entire season in the Majors, posting .298/.386/.524 slashline in a career-high 98 games.
- Made his first start on March 22 against Arizona in Australia, going 2x3 with a double, a homer and two RBI at Sydney Cricket Ground.

CAREER BESTS

HITS	4	— LAST, 9/7/15 at LAA
RUNS	3	— 6/9/14 at CIN
HOME RUNS.....	2 (2x)	— LAST, 6/9/14 at CIN
RBI	4 (2x)	— LAST, 9/7/15 at LAA
SB	2	— 9/27/14 vs. COL
HITTING STREAK	10 (2x)	— LAST, 4/15/15 to 5/2/15
GRAND SLAMS.....	—	
CAREER PINCH-HIT HR.....	4	— LAST, 5/11/17 at COL
CAREER GAME-ENDING HR.....	2	— LAST, 5/11/15 vs. MIA

MLB DISABLED LIST HISTORY

2016.....	RIGHT WRIST IRRITATION (AUGUST 8-SEASON)
	LOWER BACK IRRITATION (APRIL 10-JUNE 3)
2015.....	LEFT MID-BACK INFLAMMATION (MAY 31-JUNE 17)
2013.....	LEFT SHOULDER BURSTITIS (JUNE 11-28)

HONORS AND AWARDS

2013.....	PACIFIC COAST LEAGUE PLAYER OF THE WEEK (APRIL 4-14)
2011.....	DODGERS' MINOR LEAGUE PLAYER OF THE YEAR SOUTHERN LEAGUE MIDSEASON AND POSTSEASON ALL-STAR SOUTHERN LEAGUE PLAYER OF THE WEEK (APRIL 25)
2009.....	CALIFORNIA LEAGUE POSTSEASON ALL-STAR

- Among National Leaguer players with 200 or more at-bats, ranked 10th in on-base percentage and eighth in slugging.
- Ranked 10th in NL in batting average against lefties with .315 mark (34x108), and tied Giancarlo Stanton for highest slugging percentage (.630).
- Posted .478 slugging percentage as pinch-hitter, tied for ninth in Majors, going 6x23 (.261) with two doubles and a homer.
- Appeared in 53 games across five stints with Los Angeles in 2013: May 10-June 11; July 8-21; July 31-August 4; Aug. 16-19; September 1-end of season.
- Placed on 15-day disabled list from June 11-28 with left shoulder bursitis.
- Selected to Dodgers' postseason roster for both NLDS and NLCS, appearing in two postseason games without a plate appearance.

FRONT OFFICE | FIELD AND CLUBHOUSE STAFF | PLATERS | 2017 IN REVIEW | CLUB HISTORY | POSTSEASON HISTORY | PLAYER DEVELOPMENT | 2018 OPPONENTS | GENERAL INFORMATION



- Made MLB debut in **2012** with Dodgers; appeared in 27 games over two stints, and in 95 games for Triple-A Albuquerque.
- Opened season in minors; recalled from Albuquerque on May 9 and made MLB debut that night with pinch-hit RBI single vs. San Francisco.
- Hit first MLB home run on May 20 vs. St. Louis, a game-winning, pinch-hit, three-run homer in seventh inning off of Mark Rzepczynski.

MINOR LEAGUE CAREER HIGHLIGHTS

- Spent most of injury-shortened **2016** season with Los Angeles.
- Played in a combined eight games with Single-A Rancho Cucamonga (one game) and Triple-A Oklahoma City (seven).
- Had a hit in five of seven games with Oklahoma City, and reached base safely in six.
- Had a home run and two multi-RBI games (five total RBI).
- Saw just three games with Single-A Rancho Cucamonga in **2015**, spending remainder of season in Majors.
- Had a hit in all three games for Quakes (.364/4x11), including a double, a home run, and two RBI.
- Spent all of **2014** in Majors.
- In between five stints with Los Angeles in **2013**, posted .348 average (71x204) with 12 homers and 48 RBI in 63 games for Triple-A Albuquerque.
- Named Pacific Coast League Player of the Week for Opening Week, April 4-14.
- Opened season with 10-game hitting streak from April 4-13, batting .559 (19x34) with 11 runs scored, five doubles, four home runs, and 16 RBI in that time, for a .628 on-base percentage and 1.059 slugging percentage (1.687 OPS).
- Had an RBI in six straight games from April 5-10, including a five-RBI game on April 6 vs. Iowa.
- Homered in back-to-back games on April 7 & 8, and homered twice on April 10 vs. Omaha.
- Had another two-homer game just five days later at Iowa.
- Finished April batting .419 (39x93) with 16 extra-base hits (seven doubles, triple, eight homers) and 26 RBI in 25 games; saw time in just 36 Minor League games in final four months, batting .288 (32x111) with 15 XBH (10 doubles, triple, four homers) and 22 RBI.
- Hit lefties at .403 (27x67) clip for season, with three homers, and was .321 (44x137) vs. right-handers, with nine homers.
- Aside from two stints with Los Angeles, spent **2012** with Triple-A Albuquerque (95 games).
- Homered in first two games of season, April 5 & 6 at Omaha.
- Opened season with six-game hitting streak, batting .458 (11x24) with three doubles, three homers, and eight RBI.
- Had four-game RBI streak from April 14-17 (four total RBI).
- Homered in three-straight games from May 3-5; homered twice on May 3, and had eight RBI over the three-game span.
- Had season-long 10-game hitting streak August 3-14, batting .474 (18x38) with eight doubles, two homers, and 11 RBI.
- Named Dodgers' Branch Rickey Minor League Player of the Year in **2011** after batting .348 with 45 doubles, 20 home runs and 92 RBI in 130 games with Double-A Chattanooga.
- Won Southern League batting title and posted the sixth-highest average among all full-season minor leaguers.
- Also finished in Southern League's top five in doubles (first), slugging percentage (.595, second), RBI (third), home runs (tied for fifth), and RBI (3rd).
- Batted .300 or better in every month of season, with a high (min. 10 games) of .429 (45x105) in 27 games in August.

- Named Southern League Midseason All-Star after batting .320 (72x225) with 43 runs scored, 22 doubles, two triples, six homers, and 44 RBI in 66 first-half games.
- In ASG at Pringles Park in Jackson, TN, was named MVP after going 2x4 with an RBI, a stolen base, and two runs scored.
- Named Southern League Postseason All-Star after batting .375 (87x232) with 38 runs scored, 23 doubles, two triples, 14 homers, and 48 RBI in 64 second-half games.
- Homered in back-to-back games on April 19 & 20, and again on July 9 & 10.
- Had two-homer game on August 26 at Mobile.
- Had a five-game RBI streak from Aug. 14-19 (eight RBI total).
- Had season-long 11-game hitting streak Aug. 21-September 1, batting .419 (18x43) with five home runs and 11 RBI.
- Split **2010** across three levels of Dodgers' system, starting at Double-A Chattanooga (65 games), then Single-A Inland Empire (48), and finishing at Triple-A Albuquerque (12).
- After batting .235 for Lookouts, assigned to Inland Empire on June 25.
- Homered in first three games with 66ers, batting .500 (6x12) with six runs scored, three homers, and eight RBI; part of five-game hitting streak to open stint (.474/9x19).
- Had a hit in 27 of first 35 games with Inland Empire, batting .349 (44x126) with 24 runs scored, 10 doubles, six homers, and 22 RBI.
- Promoted to Albuquerque on August 22 to close out season.
- Had five extra-base hits in 12 games: four doubles and first career Triple-A homer on Closing Day, Sept. 6 at Round Rock.
- Spent majority of **2009** with Single-A Inland Empire (132 games) before appearing in three games with Triple-A Albuquerque to end season.
- Named California League Postseason All-Star after batting .294 with 42 doubles, 23 home runs, and 100 RBI with 66ers.
- Had season-long 10-game hitting streak May 1-10; hit .489 (22x45) with seven doubles, a triple, two homers, and 12 RBI.
- Had five-hit games on April 25 at Lake Elsinore and May 7 at High Desert.
- Homered in back-to-back games on six occasions: April 25 & 26 at Lake Elsinore; May 30 vs. Modesto & May 31 at High Desert; June 16 & 17 at Lancaster; July 11 & 12 at Lancaster; July 31 & August 1 vs. Lancaster; and Aug. 14 & 15 vs. High Desert.
- Opened **2008** with 22 games at Single-A Great Lakes before finishing with 48 games at Single-A Inland Empire.
- Homered twice for 66ers on August 19; first such game of career at full-season level.
- Batted .377 (20x53) over final 14 games of season, including eight-game streak to end year, raising season-average with 66ers from .211 to .261.
- Had first year in full-season ball in **2007** with Great Lakes.
- Reached base safely in 16 straight games from May 11-June 2, batting .333 (19x57).
- Spent **2006** with Short-Season A Ogden; ended year on season-long seven-game hitting streak (.357/10x28).
- Began pro career in **2005** with Gulf Coast League Dodgers.
- Homered twice and drove in eight runs on August 5 vs. GCL Mets; first career two-homer game.

PERSONAL/MISCELLANEOUS

- Scott T. Van Slyke... resides in St. Louis with his wife, Audrey, and sons, Jackson and Elijah... son of former Major League outfielder Andy Van Slyke...selected by Louisville Slugger and the National High School Baseball Coaches Association as the 2005 Player of the Year for the state of Missouri.



VAN SLYKE'S BATTING HISTORY

YEAR	CLUB	AVG.	G	AB	R	H	2B	3B	HR	RBI	SH	SF	HBP	BB	SO	SB	CS	OBP	SLG	E
2005	GCL DODGERS	.282	24	85	15	24	4	1	2	15	1	2	3	4	19	4	3	.330	.424	0
2006	OGDEN	.256	45	156	18	40	5	2	2	17	0	1	1	14	41	5	3	.320	.353	1
2007	GREAT LAKES	.254	104	351	38	89	18	1	2	35	3	5	4	27	68	4	4	.310	.328	4
2008	GREAT LAKES	.148	22	61	4	9	4	0	0	7	1	2	0	12	11	0	0	.280	.213	2
	INLAND EMPIRE	.261	48	176	29	46	9	2	5	26	1	2	2	11	35	7	4	.309	.420	1
2009	INLAND EMPIRE	.294	132	496	75	146	42	4	23	100	0	3	3	61	128	10	7	.373	.534	8
	ALBUQUERQUE	.167	3	6	1	1	0	0	0	0	0	0	0	2	1	0	0	.375	.167	1
2010	CHATTANOOGA	.235	65	217	28	51	7	3	4	29	1	2	3	18	37	4	2	.300	.350	3
	INLAND EMPIRE	.307	48	189	34	58	12	2	9	35	0	1	2	17	39	3	1	.368	.534	0
	ALBUQUERQUE	.289	12	38	5	11	4	0	1	5	0	0	0	0	7	0	0	.289	.474	0
2011	CHATTANOOGA	.348	130	457	81	159	45	4	20	92	0	5	2	65	100	6	5	.427	.595	12
2012	DODGERS	.167	27	54	4	9	2	0	2	7	1	0	0	2	14	1	0	.196	.315	0
	ALBUQUERQUE	.327	95	358	68	117	34	1	18	67	0	4	3	46	64	5	3	.404	.578	12
2013	RANCHO CUCA.	.429	2	7	2	3	0	0	0	0	0	0	0	2	1	0	0	.556	.429	0
	ALBUQUERQUE	.348	61	204	55	71	17	2	12	48	0	4	5	50	61	8	2	.479	.627	5
	DODGERS	.240	53	129	13	31	8	0	7	19	0	2	1	20	37	1	1	.342	.465	2
2014	DODGERS	.297	98	212	32	63	13	1	11	29	0	2	4	28	71	4	2	.386	.524	4
	RANCHO CUCA.	.364	3	11	4	4	1	0	1	2	0	0	0	1	1	0	0	.417	.727	0
2016	DODGERS	.239	96	222	19	53	14	0	6	30	1	3	4	23	62	3	1	.317	.383	3
	RANCHO CUCA.	.500	1	2	1	1	0	0	0	0	0	0	0	1	1	0	0	.667	.500	0
	OKLAHOMA CITY	.207	7	29	5	6	1	0	1	5	0	0	0	2	5	1	0	.258	.345	1
2017	DODGERS	.122	29	41	6	5	1	0	2	3	0	0	0	7	15	1	0	.250	.293	1
	OKLAHOMA CITY	.242	55	182	30	44	12	0	5	20	0	1	6	19	54	1	1	.332	.390	3
	LOUISVILLE	.146	15	48	5	7	3	0	1	3	0	1	1	7	12	2	0	.263	.271	1
	MILB TOTALS	.289	872	3073	498	887	218	22	106	506	7	33	35	359	685	60	35	.366	.477	54
	MLB TOTALS	.242	355	760	84	184	44	1	29	95	2	8	14	85	223	11	6	.326	.417	12

POSTSEASON HISTORY

YEAR	CLUB	SERIES	AVG.	G	AB	R	H	2B	3B	HR	RBI	SH	SF	HBP	BB	SO	SB	CS	OBP	SLG	E
2013	LAD/ATL	NLDS	---	1	0	0	0	0	0	0	0	0	0	0	0	0	0	0	---	---	0
2013	LAD/STL	NLCS	---	1	0	0	0	0	0	0	0	0	0	0	0	0	0	0	---	---	0
2014	LAD/STL	NLDS	.000	1	1	0	0	0	0	0	0	0	0	0	0	0	0	0	.000	.000	0
		DIVISION SERIES	.000	2	1	0	0	0	0	0	0	0	0	0	0	0	0	0	.000	.000	0
TOTAL			.000	3	1	0	0	0	0	0	0	0	0	0	0	0	0	0	.000	.000	0

CAREER TRANSACTIONS

2018: Signed by Miami as Minor League free agent on January 13

2017: Acquired by Cincinnati with C Hendrik Clementina from Los Angeles-NL in exchange for LHP Tony Cingrani on July 31

2005: Selected by Los Angeles-NL in 14th round of First-Year Player Draft; signed by Dodgers' scout Mitch Webster

FRONT OFFICE
 FIELD AND CLUBHOUSE STAFF
 PLAYERS
 2017 IN REVIEW
 CLUB HISTORY
 POSTSEASON HISTORY
 PLAYER DEVELOPMENT
 2018 OPPONENTS
 GENERAL INFORMATION



80 | RODRIGO VIGIL

NON-ROSTER INVITE

CATCHER HT 5'10" WT 203 | BATS RIGHT THROWS RIGHT

MLB SERVICE NONE | BIRTHPLACE DAVID, PAN

BORN JANUARY 3, 1993 | OPENING DAY AGE 25 | CONTRACT STATUS SIGNED THROUGH 2018

ACQUIRED SIGNED AS INTERNATIONAL FREE AGENT ON AUGUST 15, 2009

2017 SUMMARY

- Split season between Single-A Jupiter (39 games) and Double-A Jacksonville (26).
- Threw out 29.5 percent of attempted base stealers across all levels (18-of-61); 30.4 percent (14-of-32) with Jupiter and 26.7 (4-of-11) with Jacksonville.
- Opened season with Jupiter.
- Hit .333 (11x33) against left-handed pitching for Hammerheads. Also hit .303 (10x33) when leading off an inning and .289 (22x76) with the bases empty.
- Promoted to Jacksonville on June 29; went 5x6 in first two games for Jumbo Shrimp.
- Had a hit in 19-of-26 games after promotion, including season-best seven-game hitting streak from August 3-20 (.333/8x24).
- Hit .353 (12x34) overall in August to finish season with .306 average at Jacksonville.

MINOR LEAGUE CAREER HIGHLIGHTS

- Appeared in just 34 games in **2016** due to a trip to disabled list from April 18-July 11 with third metacarpal fracture in his right hand.
- Opened season with Single-A Greensboro; had a hit in five-of-six games before being placed on 7-day DL.
- Had four-game rehab stint with GCL Marlins July 6-9 before being reinstated and assigned to Single-A Jupiter on July 11.
- Hit .226 (7x31) in eight July games upon return, then batted .283 (13x46) with three triples in 14 games in August.
- With Jupiter, batted .351 (13x37) with runners on base, and .444 (8x18) with RISP and two outs; hit just .170 (8x47) with bases empty.
- Spent **2015** at Single-A, splitting time between Greensboro (39 games) and Jupiter (37).

HONORS AND AWARDS

2014..... NEW YORK-PENN LEAGUE MIDSEASON ALL-STAR

- Started season at Greensboro; had a hit in 11 of last 14 games (.345/19x55) before promotion to Jupiter on June 19.
- Hit .372 (16x43) with 21 RBI with RISP for Grasshoppers, and .438 (7x16) with RISP and two outs.
- Played all of **2014** with Short-Season A Batavia.
- Hit .364 (12x33) during season-long eight-game hitting streak from July 12-Aug. 2; went 5x5 on Aug. 20 at Jamestown.
- Opened **2013** with two games at Jupiter on June 17 & 19 (0x4) before transfer to GCL Marlins on June 20 for the remainder of the season.
- Went 3x3 with only home run of season on July 6 vs. GCL Cardinals, final game of season-long five-game hitting streak.
- Split **2012** with DSL Marlins (12 games) and GCL Marlins (11).
- Opened at GCL from June 22-July 25; transferred to DSL and opened with four-game hitting streak (.444/8x18), with two RBI in each of last three games of streak.
- Had career-long 10-game hitting streak (June 20-30) in **2011** with DSL Marlins; hit .381 (16x42) during streak.
- Had a hit in 21-of-24 games played in June, batting .330 (30x91) with 14 runs scored, seven doubles, a home run, and six RBI.
- Began professional career in **2010** with DSL Marlins; had a hit in first four games, but in just six of final 26 outings.

PERSONAL/MISCELLANEOUS

- Rodrigo Abdel Vigil (vih-heel)...attended Colegio Daniel Octavio Crespo...played on Under-23 Panama National Team.

MARLINS NOTES

YOUTH IS SERVED

BELOW IS A LIST OF THE YOUNGEST PLAYERS IN MARLINS HISTORY, BASED ON THEIR DEBUT DATES IN THE MAJOR LEAGUES:

1. OF	MIGUEL CABRERA	20 YEARS, 64 DAYS	6. 2B	LUIS CASTILLO	20 YEARS, 331 DAYS
2. RF	GIANCARLO STANTON	20 YEARS, 212 DAYS	7. RHP	RYAN DEMPSTER	21 YEARS, 20 DAYS
3. RHP	JOSÉ FERNÁNDEZ	20 YEARS, 250 DAYS	8. LHP	FELIX HEREDIA	21 YEARS, 50 DAYS
4. SS	EDGAR RENTERIA	20 YEARS, 277 DAYS	9. RHP	JOE FONTENOT	21 YEARS, 64 DAYS
5. RHP	YORMAN BAZARDO	20 YEARS, 319 DAYS	10. RHP	JOSH BECKETT	21 YEARS, 112 DAYS



VIGIL'S BATTING HISTORY

YEAR	CLUB	AVG.	G	AB	R	H	2B	3B	HR	RBI	SH	SF	HBP	BB	SO	SB	CS	OBP	SLG	E
2010	DSL MARLINS	.134	30	82	7	11	1	2	0	7	2	1	5	8	14	1	1	.250	.195	0
2011	DSL MARLINS	.247	46	174	23	43	8	0	1	13	1	0	3	16	22	2	3	.321	.310	8
2012	GCL MARLINS	.200	11	40	2	8	2	0	0	3	0	0	1	1	6	1	0	.238	.250	3
	DSL MARLINS	.268	12	41	4	11	1	1	0	6	0	1	2	4	7	1	0	.354	.341	3
2013	JUPITER	.000	2	4	0	0	0	0	0	0	0	0	0	0	0	0	0	.000	.000	0
	GCL MARLINS	.282	24	78	12	22	2	1	1	2	0	0	4	4	8	0	0	.349	.372	3
2014	BATAVIA	.280	32	107	9	30	5	1	1	10	2	0	2	6	9	1	0	.330	.374	4
2015	GREENSBORO	.300	39	150	16	45	8	0	0	21	1	1	0	4	13	0	0	.316	.353	2
	JUPITER	.182	37	121	6	22	2	0	0	12	1	1	3	4	17	0	0	.225	.198	1
2016	GREENSBORO	.350	6	20	2	7	3	0	0	0	0	0	0	1	0	0	0	.381	.500	0
	GCL MARLINS	.182	4	11	1	2	1	0	0	0	0	0	1	1	2	0	0	.308	.273	0
	JUPITER	.250	24	84	4	21	2	3	0	8	1	0	2	2	12	0	0	.284	.345	1
2017	JUPITER	.244	39	135	15	33	6	0	0	9	2	0	3	6	15	2	1	.292	.289	3
	JACKSONVILLE	.306	26	85	6	26	3	0	0	6	2	0	2	4	14	0	0	.352	.341	2
	MILB TOTALS	.248	332	1132	107	281	44	8	3	97	12	4	28	61	139	8	5	.302	.309	30

CAREER TRANSACTIONS

2009: Signed as international free agent on August 15; signed by Marlins' scouts Luis Cordoba and Albert Gonzalez



- Photo Credit: Marco LaNave 2017

FRONT OFFICE

FIELD AND
CLUBHOUSE STAFF

PLAYERS

2017 IN REVIEW

CLUB HISTORY

POSTSEASON HISTORY

PLAYER DEVELOPMENT

2018 OPPONENTS

GENERAL INFORMATION

185



17 | CHAD WALLACH

CATCHER | HT **6'3"** | WT **230** | BATS **RIGHT** | THROWS **RIGHT**

MLB SERVICE **35 DAYS** | MLB DEBUT **AUGUST 27, 2017 VS. PITTSBURGH (W/CIN)** | BIRTHPLACE **YORBA LINDA, CA**
 BORN **NOVEMBER 4, 1991** | OPENING DAY AGE **26** | CONTRACT STATUS **SIGNED THROUGH 2018**
 ACQUIRED **CLAIMED OFF WAIVERS FROM CINCINNATI ON NOVEMBER 3, 2017**

2017 SUMMARY

- Spent majority of season with Triple-A Louisville (64 games), but also saw Major League time in two stints with Reds (6).
- Both promotions followed trips to the paternity list for Reds' catchers: replaced Stuart Turner from August 25-27 and Tucker Barnhart on Aug. 31, remaining with team for rest of season.
- Made MLB debut with a start on August 27 vs. Pittsburgh, going 0x4.
- In his debut, became second Reds catcher (also, Turner) to make Major League debut in 2017. Wallach caught RHP Tyler Mahle, who was also making MLB debut. It was second time in franchise history, both in 2017, that a Reds' starting battery debuted in same game (Rookie Davis & Turner on April 6 vs. Philadelphia).
- Second start and appearance came on September 3 at Pittsburgh.
- Notched first MLB hit on Sept. 20 vs St. Louis, a pinch-hit single off of Sam Tuivailala.
- Threw out 26.7 percent of runners attempting to steal (12-of-45) at Louisville.
- Homered in back-to-back appearances for Bats on July 3 & 5.
- Had .198 average through July for Louisville; batted .327 (16x49) in 13 games in August to bring final average to .226.

MINOR LEAGUE CAREER HIGHLIGHTS

- Spent all of **2016** with Double-A Pensacola; first career appearance above Single-A.
- Was on disabled list from June 2-July 13 with broken left hand.
- Following the season, played for Peoria in Arizona Fall League; batted .250 in 20 games, with four three homers and 10 RBI.
- Threw out 32.6 percent of attempted base stealers (21-of-33).
- Debuted in Cincinnati's system in **2015** with full year at Single-A Daytona.
- Set career highs with 106 games, including 53 starts at first base and 46 starts at catcher.
- Was on disabled list with sprained right knee from June 29-July 5. Returned to bat .308 (20x65) in 19 July games, best monthly average of season.
- Played for Peoria in Arizona Fall League, but had just 30 at-bats over nine games.
- Split **2014** between Single-A Jupiter and Single-A Greensboro in Miami's system, combining to bat .322 with seven home runs and 57 RBI in 97 games.
- Earned South Atlantic League Midseason All-Star honors after batting .328 (57x174) with 12 doubles, a triple, four home runs, and 30 RBI in 49 games prior to the All-Star break.

CAREER BESTS

HITS.....	1 — 9/20/17 vs. STL
RUNS.....	—
HOME RUNS.....	—
RBI.....	—
SB.....	—
HITTING STREAK.....	—
GRAND SLAMS.....	—
CAREER PINCH-HIT HR.....	—
CAREER GAME-ENDING HR.....	—

MLB DISABLED LIST HISTORY

NONE

HONORS AND AWARDS

2014..... SOUTH ATLANTIC LEAGUE MIDSEASON ALL-STAR

- Hit .309 (30x97) with three home runs and 19 RBI in 29 games after the break.
- Promoted to Jupiter on July 18 and hit .328 in 19 games through August 11, when he was sent back to Greensboro for remainder of season.
- Had a hit in six of his first seven games for Hammerheads, batting .429 (12x28), and in each of last five (.444/8x18) before returning to Greensboro.
- Played for Salt River in the Arizona Fall League and hit .192 in 16 games, with two doubles and five RBI.
- Made professional debut in **2013** with Short-Season A Batavia.
- Ended campaign on season-long seven-game hitting streak (.409/9x22).

PERSONAL/MISCELLANEOUS

- Chad Arthur Wallach... attended Cal State-Fullerton...is the son of former Major Leaguer and current Marlins' bench coach Tim Wallach.



WALLACH'S BATTING HISTORY

YEAR	CLUB	AVG.	G	AB	R	H	2B	3B	HR	RBI	SH	SF	HBP	BB	SO	SB	CS	OBP	SLG	E
2013	BATAVIA	.226	43	146	19	33	6	0	0	13	0	2	4	11	27	0	0	.294	.267	6
2014	JUPITER	.328	19	64	4	21	3	0	0	8	0	1	1	12	7	0	0	.436	.375	1
	GREENSBORO	.321	78	271	50	87	19	1	7	49	2	3	4	50	39	3	0	.430	.476	4
2015	DAYTONA	.246	106	370	41	91	28	1	3	32	1	3	7	39	77	2	3	.327	.351	8
2016	PENSACOLA	.240	69	200	27	48	10	0	8	30	3	1	2	37	46	0	1	.363	.410	4
2017	LOUISVILLE	.226	64	226	28	51	12	0	9	18	0	0	4	13	62	1	0	.280	.398	3
	CINCINNATI	.091	6	11	0	1	0	0	0	0	0	0	0	0	5	0	0	.091	.091	1
MILB TOTALS		.259	379	1277	169	331	78	2	27	150	6	10	22	162	258	6	4	.350	.387	26

CAREER TRANSACTIONS

2017: Claimed off waivers by Miami from Cincinnati on November 3

2014: Acquired by Cincinnati with RHP Anthony DeSclafani from Miami in exchange for RHP Mat Latos on December 11

2013: Selected by Miami in fifth round of First-Year Player Draft; signed by Marlins' scout Tim McDonnell



- Photo Credit: Josh Cataldo 2018



51 | ALEX WIMMERS

NON-ROSTER INVITE

PITCHER HT 6'2" WT 215 | BATS LEFT THROWS RIGHT

MLB SERVICE 51 DAYS | MLB DEBUT AUGUST 26, 2016 VS. TORONTO (W/MIN) | BIRTHPLACE CINCINNATI, OH
BORN NOVEMBER 1, 1988 | OPENING DAY AGE 29 | CONTRACT STATUS SIGNED THROUGH 2018
ACQUIRED SIGNED AS MINOR LEAGUE FREE AGENT ON DECEMBER 15, 2017

2017 SUMMARY

- Spent majority of season in bullpen with Triple-A Rochester in Minnesota's system; also appeared in six games out of bullpen for the Twins.
- Had two stints with Twins: June 1-12 and June 17 (26th man for doubleheader).
- Allowed a run in four of 14 outings for Rochester before having contract selected by Twins, posting 3.94 ERA (16.0 ip/7 er).
- Gave up three solo home runs in 1.0 inning in season debut on April 9 at Syracuse; allowed just two over final 33 outings for Red Wings (46.1 ip).
- Had season-best streak of six straight outings (11.1 ip) without allowing a run from August 6-22; earned a relief win in five of those appearances, and a save in the other (Aug. 13).
- Did not convert first save opportunity of season (April 19) before going 7-for-7 over rest of season.
- Held opponents to .200 (33x165) batting average overall; left-handers hit .197 (13x66) and right-handers hit .202 (20x99).

MAJOR LEAGUE CAREER HIGHLIGHTS

- Had contract selected by Minnesota on August 26, 2016 and made Major League debut that night at Toronto.
- Pitched 1.0 scoreless inning with no walks and two strikeouts; recorded first MLB strikeout, fanning Justin Smoak.
- Earned first MLB win September 7 vs. Kansas City, pitching 1.0 scoreless inning of relief.
- Posted a 2.08 ERA (13.0/3), with opponents hitting .182 (8x44), in final 12 appearances.

MINOR LEAGUE CAREER HIGHLIGHTS

- Began 2016 with Double-A Chattanooga and pitched in six games before promotion to Triple-A Rochester April 26.
- Went 10-for-11 in save opportunities for Red Wings.
- Did not allow a homer in final 25 games, June 10-August 25.
- Spent all of 2015 with Double-A Chattanooga.
- Started season in rotation, making 18 starts, before moving to bullpen August 1.
- Named Twins Minor League Player of the Week June 19 after going 2-0, with a 0.00 ERA (14.2 ip) in two starts, allowing five hits and four walks while striking out 20.
- Went 6-3, 4.90 ERA (93.2/51) with 37 walks and 77 strikeouts as a starter and 2-1, 2.91 ERA (21.2/7) with six walks and 23 strikeouts in 12 relief appearances.
- Began 2014 with Single-A Ft. Myers, making 18 appearances (seven starts), before promotion to Double-A New Britain on July 22, where he appeared in 13 games to finish season.
- Combined to set single-season career-highs in appearances (31), innings pitched (84.0) and strikeouts (97).

CAREER BESTS

INNINGS PITCHED.....	2.0 (2x) — LAST, 9/22/16 vs. DET
STRIKEOUTS.....	3 (2x) — 6/6/17 at SEA
SCORELESS IP.....	6.1 — 9/25/16 to 6/3/17
WIN STREAK.....	—
LOSS STREAK.....	2 — 9/12/16 to END 2017

MLB DISABLED LIST HISTORY

NONE

HONORS AND AWARDS

2011.....	FLORIDA STATE LEAGUE PITCHER OF THE WEEK (AUGUST 30-SEPTEMBER 5)
2010.....	FLORIDA STATE LEAGUE PITCHER OF THE WEEK (AUG. 23-29)

- Pitched in just six games for GCL Twins in 2013 recovering from elbow surgery he had in April 2012.
- Began 2012 with Double-A New Britain; pitched one game before being placed on the disabled list April 21 with a right elbow injury; missed rest of season other than rehab appearance for GCL Twins in July.
- Split 2011 between GCL Twins and Single-A Ft. Myers.
- Named Florida State League Player of the Week for August 29-September 5 after tossing 7.0-inning no-hitter on Sept. 3 at Jupiter (2 bb, 5 so).
- Began professional career in 2010 with Single-A Ft. Myers.
- Named Florida State League Pitcher of the Week to close out season after earning back-to-back wins on Aug. 31 & Sept. 5, combining to strike out 15 batters over 10.0 innings (1 er).

PERSONAL/MISCELLANEOUS

- Alex Michael Wimmers... attended Ohio State University and Archbishop Moeller High School in Cincinnati, OH... 2009 All-American and Big Ten co-Pitcher of the Year with Buckeyes, going 9-2 with 136 strikeouts as sophomore... in that season, tossed first 9.0-inning no-hitter in program history on May 2 vs. Michigan, striking out 14... named Big Ten Pitcher of the Year again in 2010, becoming first player in conference history to win the award in consecutive seasons... named 2010 National Pitcher of the Year by College Baseball Foundation... threw a perfect game at Archbishop Moeller, the first person in school history to do so.



WIMMERS'S PITCHING HISTORY

YEAR	CLUB	W-L	ERA	G	GS	CG	SHO	SV	SVO	IP	H	R	ER	HR	HB	BB	SO	WP	BK
2010	FORT MYERS	2-0	0.57	4	4	0	0	0	0	15.2	6	1	1	0	0	5	23	0	0
2011	GCL TWINS	0-0	0.00	1	0	0	0	0	0	1.0	0	0	0	0	0	1	1	0	0
	FORT MYERS	2-3	4.20	12	4	1	1	1	2	40.2	28	22	19	5	2	22	39	7	0
2012	NEW BRITAIN	0-0	4.15	1	1	0	0	0	0	4.1	6	2	2	1	0	2	3	0	0
	GCL TWINS	0-1	40.50	1	1	0	0	0	0	0.2	4	3	3	0	0	1	0	1	0
2013	GCL TWINS	0-1	7.20	6	6	0	0	0	0	15.0	25	15	12	1	2	5	18	2	0
2014	FORT MYERS	3-3	4.04	18	7	0	0	0	0	62.1	71	44	28	2	3	25	70	3	2
	NEW BRITAIN	1-0	3.74	13	1	0	0	1	1	21.2	19	9	9	3	0	6	27	1	0
2015	CHATTANOOGA	8-4	4.53	30	18	0	0	0	1	115.1	117	58	58	7	1	43	100	5	0
2016	CHATTANOOGA	0-1	6.43	6	0	0	0	0	0	7.0	10	5	5	0	0	1	6	0	0
	ROCHESTER	2-1	3.62	39	0	0	0	11	12	49.2	42	22	20	2	2	24	50	6	0
	MINNESOTA	1-3	4.15	16	0	0	0	0	1	17.1	14	8	8	2	0	11	14	0	0
2017	MINNESOTA	0-0	4.91	6	0	0	0	0	0	7.1	8	4	4	2	0	8	7	0	0
	ROCHESTER	7-3	3.23	34	0	0	0	7	8	47.1	33	17	17	5	0	11	48	2	0
	MLB TOTALS	25-17	4.11	165	42	1	1	20	24	380.2	361	198	174	26	10	146	385	27	2
	MLB TOTALS	1-3	4.38	22	0	0	0	0	1	24.2	22	12	12	4	0	19	21	0	0

CAREER TRANSACTIONS

2017: Signed by Miami as Minor League free agent on December 15

2010: Selected by Minnesota in first round (21st overall) of First-Year Player Draft; signed by Twins' scout Jay Weitzel



- Photo Credit: Josh Cataldo 2018

FRONT OFFICE

FIELD AND
CLUBHOUSE STAFF

PLAYERS

2017 IN REVIEW

CLUB HISTORY

POSTSEASON HISTORY

PLAYER DEVELOPMENT

2018 OPPONENTS

GENERAL INFORMATION

189





64 | NICK WITTGREN

PITCHER HT **6'2"** WT **216** | BATS **RIGHT** THROWS **RIGHT**

MLB SERVICE **1 YEAR, 135 DAYS** | MLB DEBUT **APRIL 19, 2016 VS. WASHINGTON** | BIRTHPLACE **TORRANCE, CA**

BORN **MAY 29, 1991** | OPENING DAY AGE **26** | CONTRACT STATUS **SIGNED THROUGH 2018**

ACQUIRED **SELECTED IN NINTH ROUND OF 2012 FIRST-YEAR PLAYER DRAFT**

2017 SUMMARY

- Opened season with Miami and posted 3-1 record with 4.68 ERA (42.1 ip/22 er) in injury-shortened campaign. Saw five games at Triple-A New Orleans, tossing 5.0 scoreless innings from April 18-29.
- Season cut short after landing on 10-day disabled list with right elbow strain on July 28 (retro to July 27). Had surgery to remove a bone chip in right elbow on September 26 by Dr. James Andrews.
- Prior to being optioned to New Orleans on April 13, allowed two runs over 6.2 innings.
- Tossed season-high 3.0 hitless innings on April 13 vs. Mets, with no walks and three strikeouts.
- Over 13-game stretch from May 19-June 18, allowed just one run over 11.1 innings (0.79 ERA). Limited opponents to eight hits and three walks, with 12 strikeouts.
- From May 26-June 4, didn't allow a hit over six consecutive appearances (4.2 ip), the longest such streak of his career.
- Earned first win on June 4 vs. Arizona, entering with one out in seventh inning.
- Struck out career-high four batters on July 9 at San Francisco over 2.0 scoreless innings.

MINOR LEAGUE CAREER HIGHLIGHTS

- Had three separate stints with Marlins (48 games) during rookie season in **2016**: April 19-26; May 10-14; and May 26 until end of season.
- His 3.14 ERA ranked fifth among qualified National League rookie relievers.
- Also ranked 10th among rookie relievers in games, tied for 10th in innings pitched, and tied for 13th in strikeouts.
- Made 10 appearances for Triple-A New Orleans; held opponents to .143 average, with 11 strikeouts and four walks.
- After allowing two runs in first outing for Zephyrs, held opponents scoreless over 10.0 innings in final nine appearances.
- Made Major League debut on April 19 vs. Washington and faced one batter (0.0 ip, r, er, bb).
- Earned first career win on June 2 vs. Pittsburgh.
- Had season-long scoreless innings streak of 12.2 frames (11 games) from June 29-July 27; held opponents to .116 average (5x43) in that time, with eight strikeouts and one walk (intentional).
- Was 3-1, 2.73 (26.1 ip/8 er) in 20 first-half appearances, and 1-2, 3.55 (25.1/10) in 28 second-half outings.
- Posted 2-0, 2.70 (23.1/7) mark at home, and 2-3, 3.49 (28.1/11) mark on road.
- Stranded 24-of-29 inherited runners on the year.

CAREER BESTS

INNINGS PITCHED.....	3.0 (2x) — LAST, 4/13/17 vs. NYM
STRIKEOUTS	4 — 7/9/17 at SF
SCORELESS IP	12.2 — 6/29/16 to 7/27/16
WIN STREAK.....	2 (2x) — LAST, 7/9/17 to SEASON
LOSS STREAK.....	—

MLB DISABLED LIST HISTORY

2017	RIGHT ELBOW STRAIN (JULY 28-SEASON)
------------	-------------------------------------

HONORS AND AWARDS

2015.....	PACIFIC COAST LEAGUE MIDSEASON ALL-STAR
2013.....	FLORIDA STATE LEAGUE MIDSEASON AND POSTSEASON ALL-STAR
	MARLINS' MINOR LEAGUE PITCHER OF THE MONTH (AUGUST)
2012.....	NEW YORK-PENN LEAGUE ALL-STAR

- After a brief two-game stint with Double-A Jacksonville to start **2015** season, spent rest of the campaign with Triple-A New Orleans.
- Made NOLA debut on April 15 and earned a win in relief, striking out the side in his only inning.
- Earned a save in four straight appearances between May 23 and June 1, but had just three strikeouts in that frame, holding opponents to four hits and no runs.
- Converted first eight save opportunities for NOLA; suffered first blown save on June 28 at Iowa.
- Posted ERA of 1.38 in 10 games in May, and 2.25 in nine games in June, propelling him to Pacific Coast League Midseason All-Star nod.
- Recorded exactly one walk in every month of season with NOLA except April, when he walked three, and finished season with 8.00 so/bb ratio.
- Held left-handed hitters to a .183 (19x104) batting average.
- Held opponents to a .171 (6x35) average with runners on base and two outs, but allowed a .323 (20x62) average against to first batter faced.
- Spent **2014** with Jacksonville, recording career-high 66.0 innings pitched.
- Among qualified Southern League relievers, ranked second in games finished (42) and third in saves (20).



- In 52 appearances, held opponents to 14 walks (1.9 BB/9 rate) and six home runs (0.8 hr/9 rate).
- Recorded eight saves with a 4.55 ERA (31.2/16) in 24 first-half appearances.
- In second half, went 12-for-13 in save opportunities with a 2.62 ERA (34.1/10).
- In **2013**, was named Marlins' Minor League Pitcher of the Month for August. In 11 appearances, went 1-0 with five saves and four hits allowed over 11.0-scoreless innings, with 12 strikeouts to one walk.
- Highest monthly ERA of season was 1.74 (10.1/2) in July.
- Held opponents scoreless for entire month in both May (11 g/13.2 ip) and August (11/11.0), and allowed just one run in June (6 /7.2).
- Most runs allowed in a month were three (two earned) in both April and July.
- Converted first four save opportunities of season, over span of first nine appearances, and set season-high with five strikeouts in a 2.0-inning outing on April 20 vs. Charlotte.
- Converted eight straight saves from May 3-30, longest stretch of season.
- Converted last five save chances of season over span of last six appearances.
- Held right-handed batters to .191 (25x131) average, while left-handers hit .250 (17x68), including only home run he allowed on season.
- Opponents batted just .132 (7x53) with runners in scoring position, with just five runs scored.
- Was promoted to Double-A Jacksonville on August 29 and made four appearances before end of season, tossing 1.0 perfect inning in each game.
- Converted his only save chance for the Suns, on September 1 vs. Mississippi.
- Made professional debut in **2012** with Short-Season A Jamestown and converted all 11 save opportunities in 17 appearances.
- Struck out multiple batters in eight straight outings from June 22-July 11, and 13 of 17 overall with Jamestown. High was four on July 17 at Batavia (2.0 ip).
- Named to New York-Penn League All-Star team.
- Promoted to Single-A Greensboro on August 15.
- Converted both save opportunities with Grasshoppers, and struck out multiple batters in all six appearances, with a high of three on August 26 at Augusta.

PERSONAL/MISCELLANEOUS

- Nicholas James Wittgren...attended Purdue University after one year at Parkland College (JC) in Champaign, Illinois...led Parkland to fifth-place finish in 2010 NJCAA Division II World Series...earned Second Team All-Big Ten honors in first year at Purdue, leading conference in saves (12)...holds Purdue career records for saves (22) and strikeouts-per-9.0 innings (9.196, min. 75.0 IP)...played for Hyannis Harbor Hawks in Cape Cod League in 2011, going 3-0 with 0.95 ERA (19.0 ip/2 er) in 17 games.

WITTGREN'S PITCHING HISTORY

YEAR	CLUB	W-L	ERA	G	GS	CG	SHO	SV	SVO	IP	H	R	ER	HR	HB	BB	SO	WP	BK
2012	JAMESTOWN	0-2	1.46	17	0	0	0	11	11	24.2	24	4	4	0	1	4	34	0	0
	GREENSBORO	0-0	0.00	6	0	0	0	2	2	6.0	1	0	0	0	0	1	13	1	0
2013	JUPITER	2-1	0.83	48	0	0	0	25	29	54.1	42	7	5	1	2	10	59	0	0
	JACKSONVILLE	0-0	0.00	4	0	0	0	1	1	4.0	0	0	0	0	0	0	4	0	0
2014	JACKSONVILLE	5-5	3.55	52	0	0	0	20	25	66.0	73	31	26	6	2	14	56	2	1
2015	JACKSONVILLE	0-0	0.00	2	0	0	0	1	1	1.2	0	0	0	0	0	0	3	0	0
	NEW ORLEANS	1-6	3.03	51	0	0	0	19	23	62.1	58	22	21	6	1	8	64	1	0
2016	NEW ORLEANS	1-0	1.42	10	0	0	0	2	3	12.2	6	2	2	1	0	4	11	1	0
	MIAMI	4-3	3.14	48	0	0	0	0	2	51.2	50	18	18	6	1	10	42	1	0
2017	NEW ORLEANS	0-0	0.00	5	0	0	0	0	0	5.0	3	0	0	0	0	0	6	0	0
	MIAMI	3-1	4.68	38	0	0	0	0	0	42.1	46	22	22	5	0	13	43	2	0
	MILB TOTALS	9-14	2.21	195	0	0	0	81	95	236.2	207	66	58	14	6	41	250	5	1
	MLB TOTALS	7-4	3.83	86	0	0	0	0	2	94.0	96	40	40	11	1	23	85	3	0

BATTING HISTORY

YEAR	CLUB	AVG.	G	AB	R	H	2B	3B	HR	RBI	SH	SF	HBP	BB	SO	SB	CS	OBP	SLG	E
2017	MIAMI	.000	38	4	0	0	0	0	0	0	0	0	0	0	1	0	0	.000	.000	0

CAREER TRANSACTIONS

- 2012:** Selected by Miami in ninth round of First-Year Player Draft; signed by Marlins' scout Kevin Ibach





92 | JORDAN YAMAMOTO

PITCHER HT 6'0" WT 185 | BATS RIGHT THROWS RIGHT

MLB SERVICE NONE | BIRTHPLACE KAILUA, HI

BORN MAY 11, 1996 | OPENING DAY AGE 21 | CONTRACT STATUS SIGNED THROUGH 2018

ACQUIRED WITH OF LEWIS BRINSON, INF ISAN DIAZ, AND OF MONTE HARRISON FROM MILWAUKEE IN EXCHANGE FOR OF CHRISTIAN YELICH ON JANUARY 25, 2018

2017 SUMMARY

- Was 1-7 with a 6.99 ERA (83.2 ip/65 er) in first two professional seasons; in last two seasons, is 16-12 with 3.23 ERA (245.1/88).
- Spent entire 2017 campaign with Single-A Carolina, posting career-high nine wins and career-low 2.51 ERA (111.0/31).
- Led Mudcats and ranked tied for fourth in Brewers' farm system in wins.
- Was on 7-Day disabled list from April 13-May 11 with a right shoulder strain.
- Went 1-0 with one save and a 4.50 ERA (12.0/6) in four relief outings, and 8-4, 2.27 (99.0/25) in 18 starts.
- Save came in 3.0-inning outing on May 22 at Winston-Salem.
- Last 11 appearances of season were starts; factored in decision in 10 of those outings (7-3).
- Won three straight starts from July 24-August 4; suffered a loss on Aug. 10; won four straight starts to end season, beginning Aug. 16.
- Had back-to-back complete games on July 24 & 29, both wins.
- On July 24 at Myrtle Beach, tossed 5.0-inning complete game, allowing three runs on five hits, with three strikeouts.
- On July 29 vs. Wilmington, tossed 7.0-inning shutout, allowing four hits and three walks, with seven strikeouts.
- Was named Carolina League Pitcher of the Week for Aug. 28-September 4 after going 2-0 with a 0.00 ERA (14.0 ip, 0 er) with two walks and 14 strikeouts.
- Opponents hit .206 (21x102) with runners in scoring position.

MINOR LEAGUE CAREER HIGHLIGHTS

- Finished second in the Midwest League and third in Brewers' organization with 152 strikeouts in 2016.

HONORS AND AWARDS

2017 CAROLINA LEAGUE PITCHER OF THE WEEK (AUGUST 28-SEPTEMBER 3)

- Had season-long scoreless innings streak of 15.0 innings from May 12-28, covering three relief appearances and one start.
- Reached double-digit strikeouts in his final two starts of season. Set career high with 10 punchouts on August 26 at Quad Cities, and surpassed it with 11 on September 1 vs. Cedar Rapids. Combined to allow just one run over 13.0 innings in those starts, with just one walk and six hits.
- Spent all of 2015 with Helena in Pioneer League.
- Picked up first professional win on July 16 at Grand Junction, and first save in his next outing, on July 21 vs. Orem.
- Had no record and 1.80 ERA (10.0/2) in three relief outings, and was 1-6, 9.00 (52.0/52) in 11 starts.
- In only scoreless start of season, shut out Great Falls over 7.0 innings on July 31, allowing four hits and a walk, with four strikeouts.
- Made pro debut in 2014 with Arizona League Brewers, making 10 appearances (three starts).
- Debuted on July 13 with 2.0-scoreless innings vs. AZL Rangers.

PERSONAL/MISCELLANEOUS

- Jordan Michael Michiru Yamamoto... attended high school at The Saint Louis School in Honolulu... Committed to the University of Arizona prior to signing with the Brewers.

PITCHING HISTORY

YEAR	CLUB	W-L	ERA	G	GS	CG	SHO	SV	SVO	IP	H	R	ER	HR	HB	BB	SO	WP	BK
2014	AZ BREWERS	0-1	4.57	10	3	0	0	0	0	21.2	22	12	11	3	0	13	22	2	1
2015	HELENA	1-6	7.84	14	11	0	0	1	1	62.0	99	59	54	12	5	22	59	10	0
2016	WISCONSIN	7-8	3.82	27	18	0	0	0	1	134.1	130	61	57	6	2	31	152	7	1
2017	CAROLINA	9-4	2.51	22	18	2	1	1	1	111.0	91	36	31	8	7	30	113	4	2
	MILB TOTALS	17-19	4.19	73	50	2	1	2	3	329.0	342	168	153	29	14	96	346	23	4

CAREER TRANSACTIONS

2018: Acquired by Miami with OF Lewis Brinson, INF Isan Diaz, and OF Monte Harrison from Milwaukee in exchange for OF Christian Yelich on January 25

2014: Selected by Milwaukee in 12th round of First-Year Player Draft; signed by Brewers' scout Josh Belovsky





29 | BRAD ZIEGLER

PITCHER HT 6'4" WT 231 | BATS RIGHT THROWS RIGHT

MLB SERVICE 9 YEARS, 122 DAYS | MLB DEBUT MAY 31, 2008 AT TEXAS (W/OAK) | BIRTHPLACE PRATT, KS
BORN OCTOBER 10, 1979 | OPENING DAY AGE 38 | CONTRACT STATUS SIGNED THROUGH 2018
ACQUIRED SIGNED AS FREE AGENT ON DECEMBER 23, 2016

2017 SUMMARY

- Completed first season in Miami with 1-4 record, 10 saves (15 chances) and 4.79 ERA (47.0 ip/25 er).
- Earned only win of season on April 22 at San Diego, tossing scoreless 10th inning.
- Tossed season-high 1.2 innings on May 27 vs. Angels. Was only appearance more than 1.0 inning.
- Placed on 10-day disabled list on June 22 (retro to June 21) and missed 31 games with right back strain.
- Reinstated on July 28 after two rehab starts; made first appearance on August 1 vs. Washington and earned first save of the season.
- Moved into closer role following trade of AJ Ramos and proceeded to go nine-for-nine in save opportunities before suffering first blown save on September 1 vs. Philadelphia.
- In August, had no record, went nine-of-nine in save chances, and tossed 13.0 scoreless innings.
- Had 13 appearances in eighth inning, allowing just one unearned run over 12.0 innings.
- Posted ground ball percentage of 64.2, third-highest among NL relievers and seventh in the Majors. His groundball percentage was his lowest since a 54.4 mark in 2010 while with Oakland.
- Induced 10 GIDP, tied for fourth-most by an NL reliever, tied for 11th-most by a MLB reliever.
- Finished season with lowest home run percentage (0.47) since not allowing a single home run over the entire 2011 season.
- Established career high with six hit batters.

MAJOR LEAGUE CAREER HIGHLIGHTS

- Combined to go 4-7, 2.25 (68.0 ip/17 er) in 69 games between Arizona (36 games) and Boston (33) in **2016**.
- Opened season with D-backs; posted 0.82 ERA (11.0/1) over first 10 outings.
- ERA increased to season-high 3.72 through May 28; 20 of next 25 outings were scoreless, decreasing ERA to 2.56 at time of July 29 trade to Boston.
- Earned save in first two appearances for Boston, and held opponents scoreless over 3.0 innings in first three outings.
- Allowed three runs in fourth outing, on August 11 vs. Yankees, but proceeded to allow just one earned run over next 18.1 innings (0.49 ERA) across last 21 appearances of season.
- Had scoreless innings streak of 17.2 frames (20 games) from Aug. 13-September 30; it marked second-longest streak of career by games, and third-longest by innings.
- Set career bests in **2015** with Arizona in saves (30) and WHIP (0.96) in fifth season with Arizona, going 0-3 with 1.85 ERA (68.0/14) in 66 games.

CAREER BESTS

INNINGS PITCHED.....	3.0 — LAST, 7/30/08 vs. KC
STRIKEOUTS.....	4 (2x) — LAST, 7/9/14 vs. MIA
SCORELESS IP.....	39.0 — 5/31/08 to 8/14/08
WIN STREAK.....	7 (2x) — LAST, 5/27/14 to 8/31/14
LOSS STREAK.....	4 (3x) — LAST, 5/1/17 to SEASON

MLB DISABLED LIST HISTORY

2017.....	RIGHT BACK STRAIN (JUNE 22-JULY 29)
2004.....	SKULL FRACTURE (SEPTEMBER 17-28)
2003.....	RIGHT BICEPS TENDINITIS (JULY 10-AUGUST 26)

HONORS AND AWARDS

2006.....	TEXAS LEAGUE MIDSEASON AND POSTSEASON ALL-STAR TEXAS LEAGUE PITCHER OF THE WEEK (APRIL 9-15)
-----------	--

- Ranked among NL relievers in ERA (fifth), save percentage (fifth, 93.8), WHIP (10th) and saves (T-10th).
- Established Arizona single-season reliever record in ERA and save percentage and tied for sixth in saves.
- Tied Club record by converting 28 straight save opportunities to end season.
- Averaged career-low 6.35 hits per 9.0 innings.
- Went 14-for-15 in save chances at Chase Field and posted 1.36 ERA (39.2/6).
- Set the Club's all-time career appearances mark (254) on April 25 vs. Pirates.
- Made 500th career appearance on June 19 vs. Padres.
- Had a 15-game scoreless streak from June 6-July 20 (16.2 ip).
- D-backs nominee for Bob Feller Act of Valor Award for the second straight season; nominees are evaluated on baseball accomplishments, integrity and character, service to our country, and community service.
- Went 5-3 with one save and 3.49 ERA (67.0/26) in 68 appearances in **2014**.
- Underwent season-ending microfracture surgery on left knee on Sept. 9 in Phoenix (performed by Dr. Michael Lee).
- Finished fourth in NL with 29 holds, third-most by a D-back in a single season; only Brandon Lyon (35 in 2007) and Tony Pena (30 in 2007) had more.

FRONT OFFICE

FIELD AND CLUBHOUSE STAFF

PLATERS

2017 IN REVIEW

CLUB HISTORY

POSTSEASON HISTORY

PLAYER DEVELOPMENT

2018 OPPONENTS

GENERAL INFORMATION



- Set career high with 7.25 strikeouts per 9.0 IP and 29 holds, while his 54 strikeouts tied a career best (also 2009).
- 19.0-game scoreless streak from April 8-May 14 was tied for third longest in club history (four others).
- Recorded career-low .183 average (17x93) vs. left-handers (.299 career average vs lefties entering season).
- Went 4-1, 2.42 (48.1/13) in first half, with career-best .198 average against (34x172); 22 of first 23 games were scoreless.
- Set career highs in wins (8), saves (13) and games played (78) in **2013**.
- Led NL relievers in games and tied for first in wins (8).
- Tied for second on D-backs' all-time list in appearances with Byung-Hyun Kim (2001) and tied for third in relief wins with Kim (2002) and Stephen Randolph (2003).
- Led Majors with 158 ground outs.
- Lowered ERA from 2.44 (44.1/12) in first half to 1.88 (28.2/6) after All-Star Break.
- Went 6-1 with 2.49 ERA (68.2/19) in 77 games in first full season with Arizona in **2012**.
- Ranked among NL relief leaders in grounded into double plays (first, 21), wins (tied for fifth), home runs per 9.0 IP (sixth, 0.26) and appearances (tied for sixth).
- His 21 GDP set a Club record by a reliever and were the most in baseball since Orioles' Doug Sisk in 1988 (also 21).
- 14 fly balls were the fewest in the Majors (min. 30 games).
- Allowed 11-of-54 (20.4 percent) inherited runners to score; the 54 inherited runners were fourth most in NL.
- Notched fourth win and first Major League hit on June 22 vs. Cubs (single off Jeff Samardzija).
- Made career-high-tying seven consecutive hitless appearances from July 20-Aug. 4 (also Aug. 25-Sept. 8, 2011).
- Homer allowed on Sept. 24 at Rockies (Andrew Brown) was his first since June 30, 2010 at Baltimore, ending longest homerless streak (145.0 ip) since Roger Clemens (149.2 ip) from July 14, 1990-May 13, 1991. - *Elias*
- D-backs nominee for the Marvin Miller Man of the Year Award.
- Went 3-2 with 2.16 ERA (58.1/14) in 66 relief appearances with Oakland (43 games) and Arizona (23) in **2011**.
- Went 0-0 with 1.74 ERA (20.2/4) with the D-backs and 3-2 with 2.39 ERA (37.1/10) with A's.
- Limited right-handed hitters to .188 (28x149) average, seventh-best among all pitchers with at least 160 plate appearances against; joined Giants' Javier Lopez as only two pitchers in baseball to throw at least 50.0 innings without surrendering a home run.
- Allowed 37.3 percent (22-of-59) of inherited runners to score; his 59 inherited runners tied for fourth-most in baseball.
- Appeared in two NL Division series games vs. Brewers; allowed four runs on four hits and two walks and did not record an out in Game 2.
- Went 3-7 with 3.26 ERA (60.2/22) in 64 games in **2010**.
- Led American League with nine intentional walks; also tied for 12th in AL with career-high 18 holds.
- Established career highs in strikeouts (54) and innings pitched (73.1) with the A's in **2009**, going 2-4 with 3.07 ERA (25 er) and seven saves.
- His 0.25 home runs per 9.0 innings (2 HR in 73.1 IP) was third-lowest mark among AL relievers; led AL relievers and ranked second in Majors with 14 GDP.
- Opened season as A's closer and converted 4-of-5 save opportunities over first nine games; just one ninth inning save chance over final 55 games.

- Appeared in four World Baseball Classic Games for United States (3 ER in 3.1 IP).
- Was 3-0 with 1.06 ERA (59.2/7) and 11 saves in 47 relief outings in first Major League season in **2008**; led all relievers in ERA, sixth-lowest mark by an AL reliever since 1913.
- Set the modern Major League record (since 1900) to start a career with 39.0-consecutive scoreless innings from May 31-Aug. 12, surpassing previous record held by Phillies' George McQuillan (25.0 in 1907); also broke Yankees' Hank Thormhlen prior AL rookie record of 37.0 innings in 1918.
- His 39.0 straight scoreless innings tied modern record for longest single-season streak by a reliever (also Indians' Al Benton in 1949); tied Christy Mathewson (1901 for New York Giants) for second-longest streak by a rookie and fell 2.0 innings shy of record set by Phillies' Grover Alexander in 1911.
- Streak also matched longest by an AL pitcher since 1973, matching Kenny Rogers' 39.0-inning streak with Rangers in 1995, and was third-longest in Athletics history behind 53.0 innings for Jack Coombs (53.0 in 1910) and Rube Waddell (43.2 in 1905).
- Induced 20 GDP, which tied Rangers' Josh Rupe for tops among big league relievers and were most by an A's reliever since statistic was tracked beginning in 1974.
- Opened year with Triple-A Sacramento and went 2-0 with 0.37 ERA (24.1/1) and eight saves in 19 games.
- Contract was selected by Athletics's on May 30; made his Major League debut on May 31 at Rangers, allowing an RBI single to only batter he faced (Ian Kinsler) and then picking him off first base.
- Retired 19 consecutive batters from June 20-July 7.
- Extended scoreless inning streak to 39.0 with a scoreless eighth inning on Aug. 14 vs. Rays, but allowed an RBI double to B.J. Upton in ninth inning to end streak; it was first extra-base hit allowed in career (122 at-bats); the extra-base hit streak was longest to start a career since White Sox' Cisco Carlos had 145 at-bat stretch from 1967-68.

MINOR LEAGUE CAREER HIGHLIGHTS

- Began **2008** season with Triple-A Sacramento, going 2-0 with 0.37 ERA (24.1/1) and eight saves in 19 games before having contract selected by Oakland on May 30.
- Combined to go 12-3 with 2.41 ERA (78.1/21) and two saves in 50 games with Double-A Midland and Sacramento in **2007**; did not allow a home run.
- Threw sidearm all season after converting his motion during A's Fall Instructional League in 2006.
- Opened season with Midland and went 4-0 with 1.14 ERA (23.2/3); transferred to Sacramento on May 25 and in 25 appearances with River Cats, went 8-3 with 2.96 ERA (54.2/18); led A's farm system in wins.
- Went 1-1 with two saves and 2.45 ERA (7.1/2) in five postseason appearances for Pacific Coast League Champion River Cats.
- Went 9-7 with 3.71 ERA (162.2/67) in 27 games (26 starts) with Midland and Sacramento in **2006**.
- Selected to Texas League postseason All-Star Team after going 9-6 with a 3.37 ERA (53 ER in 141.2 IP) with the RockHounds; ranked second in TL in ERA.
- Named TL Pitcher of the Week for season-opening stretch from April 6-16.
- Went 11-8 with 4.94 ERA (162.0/89) and 164 strikeouts between Single-A Stockton and Midland in **2005**.
- Led California League starters in strikeouts-per-9.0 innings (9.2) and walks-per-9.0 innings (1.28) and ranked second in strikeouts (144).



- Helped Midland to Texas League Championship after going 1-0, 3.27 (11.0/4) and 13 strikeouts in two postseason starts.
- Began **2004** season with Schaumburg of independent Northern League after release from Phillies on March 28; went 3-0 with 1.50 ERA (24.0/4) in four starts for Flyers.
- Signed by A's as free agent on June 18 and went 9-2 with 3.90 ERA (92.1/40) in 16 games (15 starts) for Single-A Modesto.
- Was struck in head by a line drive above right temple during a California League playoff game and fractured his skull.
- Made professional debut in **2003** with Short-Season A Batavia and was 1-0 with 1.50 ERA (6.0/1) in three relief appearances.
- On disabled list July 10-Aug. 26 with right biceps tendinitis.

Southwest Missouri State University...graduated in 1998 from Odessa (Mo.) High School...in 2014, became charter member of the Taylor Hooton Foundations' MLB Advisory Board...since 2010, supports members of the United States military and their families through his foundation "Pastime for Patriots," (pastimeforpatriots.org)...visited with U.S. troops stationed near Djibouti, Africa during a week-long autograph tour in December 2010...his father, Greg, has been a minister at two different churches over course of 31 years...one grandfather served in the Korean War and was a colonel in the Army...during a summer break in college, worked as a Civil War battlefield tour guide...enjoys collecting baseball cards and golfing...is a big sports fan and watches the Kansas City Chiefs, Kansas Jayhawks (season-ticket holder) and San Jose Sharks.

PERSONAL/MISCELLANEOUS

- Brad Gregory Ziegler (zig-ler)...married to Kristen...has three children: Kaylin, Joshua and Lauryan...is a 2003 graduate of

ZIEGLER'S PITCHING HISTORY																			
YEAR	CLUB	W-L	ERA	G	GS	CG	SHO	SV	SVO	IP	H	R	ER	HR	HB	BB	SO	WP	BK
2003	BATAVIA	1-0	1.50	3	0	0	0	0	0	6.0	5	1	1	0	0	1	6	0	0
2004	MODESTO	9-2	3.90	16	15	0	0	0	0	92.1	94	51	40	11	2	22	77	0	1
	SCHAUMBURG	3-0	1.50	4	4	1	0	0	0	24.0	12	5	4	0	2	1	26	0	0
2005	STOCKTON	9-7	4.66	24	24	0	0	0	0	141.0	166	84	73	13	6	20	144	4	0
	MIDLAND	2-1	6.86	4	4	0	0	0	0	21.0	27	16	16	1	3	4	20	1	0
2006	SACRAMENTO	0-1	6.00	4	4	0	0	0	0	21.0	32	17	14	3	1	5	11	1	0
	MIDLAND	9-6	3.37	23	22	1	0	0	0	141.2	151	60	53	17	7	37	88	3	1
2007	MIDLAND	4-0	1.14	15	0	0	0	1	1	23.2	19	6	3	0	0	4	18	0	0
	SACRAMENTO	8-3	2.96	35	0	0	0	1	3	54.2	46	20	18	0	2	14	44	0	1
2008	SACRAMENTO	2-0	0.37	19	0	0	0	8	10	24.1	15	2	1	0	0	4	20	0	0
	OAKLAND	3-0	1.06	47	0	0	0	11	13	59.2	47	8	7	2	1	22	30	0	0
2009	OAKLAND	2-4	3.07	69	0	0	0	7	10	73.1	82	27	25	2	1	28	54	0	0
2010	OAKLAND	3-7	3.26	64	0	0	0	0	4	60.2	54	24	22	4	3	28	41	0	1
2011	OAKLAND	3-2	2.39	43	0	0	0	1	2	37.2	38	14	10	0	1	13	29	1	0
	ARIZONA	0-0	1.74	23	0	0	0	0	0	20.2	15	7	4	0	0	6	15	0	0
2012	ARIZONA	6-1	2.49	77	0	0	0	0	2	68.2	54	21	19	2	1	21	42	1	0
2013	ARIZONA	8-1	2.22	78	0	0	0	13	15	73.0	61	20	18	3	3	22	44	0	0
2014	ARIZONA	5-3	3.49	68	0	0	0	1	9	67.0	60	29	26	5	3	24	54	0	0
2015	ARIZONA	0-3	1.85	66	0	0	0	30	32	68.0	48	17	14	3	1	17	36	2	0
2016	ARIZONA	2-3	2.82	36	0	0	0	18	20	38.1	41	13	12	1	2	15	27	0	0
	BOSTON	2-4	1.52	33	0	0	0	4	8	29.2	26	8	5	1	1	11	31	1	0
2017	GCL MARLINS	0-0	0.00	1	1	0	0	0	0	1.0	2	1	0	0	0	1	2	0	0
	JUPITER	0-0	0.00	1	1	0	0	0	0	1.0	0	0	0	0	0	0	1	0	0
	MIAMI	1-4	4.79	53	0	0	0	10	16	47.0	57	29	25	1	6	16	26	1	0
	MLB TOTALS	44-20	3.74	145	71	1	0	10	14	527.2	557	258	219	45	21	112	431	9	3
	MLB TOTALS	35-32	2.61	657	0	0	0	95	131	643.2	583	217	187	24	23	223	429	6	1

BATTING HISTORY																				
YEAR	CLUB	AVG.	G	AB	R	H	2B	3B	HR	RBI	SH	SF	HBP	BB	SO	SB	CS	OBP	SLG	E
2014	ARIZONA	.000	68	1	0	0	0	0	0	0	0	0	0	1	0	0	0	.000	.000	2
	MLB TOTALS	.143	223	7	1	1	0	0	0	0	0	0	1	0	3	0	0	.143	.143	12



ZIEGLER'S POSTSEASON HISTORY

YEAR	CLUB	SERIES	W-L	ERA	G	GS	CG	SHO	SV	SVO	IP	H	R	ER	HR	HB	BB	SO	WP	BK
2011	ARI/MIL	NLDS	0-0	108.00	2	0	0	0	0	0	0.1	4	4	4	0	0	2	0	0	1
2016	BOS/CLE	ALDS	0-0	0.00	1	0	0	0	0	0	0.2	0	0	0	0	0	1	1	0	0
TOTALS			0-0	36.00	3	0	0	0	0	0	1.0	4	5	5	0	0	3	1	0	1

WORLD BASEBALL CLASSIC HISTORY

YEAR	CLUB	W-L	ERA	G	GS	CG	SHO	SV	SVO	IP	H	R	ER	HR	HB	BB	SO	WP	BK
2009	UNITED STATES	0-0	8.10	4	0	0	0	0	0	3.1	8	3	3	1	-	1	0	-	-

CAREER TRANSACTIONS

- 2016:** Signed by Miami as free agent on December 23
 Acquired by Boston from Arizona in exchange for RHP Jose Almonte and INF Luis Basabe on July 9
- 2011:** Acquired by Arizona from Oakland in exchange for LHP Jordan Norberto and INF Brandon Allen on July 31

- 2003:** Selected by Philadelphia in 20th round of First-Year Player Draft
- 2002:** Selected by Oakland in 31st round of First-Year Player Draft; did not sign



- Photo Credit: Rob Foldy 2017





2017 IN REVIEW



2017 SEASON NOTES

THE YEAR IN REVIEW: The Marlins finished their sixth campaign, and 25th season overall, in second place in the National League East with a 77-85 record. It was the first time that the Marlins have finished in second place since the 2009 season, when they went 87-75. Miami went 42-36 at home, the eighth-best home mark in club history, the best since a 45-36 record in 2008. It marked Miami's fourth consecutive season with at least a .500 record at Marlins Park, and the 17th in Club history.

THE YEAR AT THE PLATE: The Marlins hit 194 home runs, the third-most in club history behind 208 in 2008 and 201 in 2007. They also had the third-most hits (1,497) all-time, behind 1,504 in 2007 and 1,499 in 2005. The home-run total ranked just 19th in the Majors (ninth in NL), but the hit total was third in the Majors (second in the NL), behind only Houston (1,581) and Colorado (1,510). Miami ranked fifth in the NL in runs scored (778), the second-highest total in club history, behind 790 in 2007.

THE YEAR ON THE MOUND: Miami's hurlers had a 4.82 team ERA ranking 22nd in club history. The starters turned in a 5.12 mark (23rd all-time), and the relievers a 4.40 (19th). The bullpen continued a recent trend of strong performance, as its 559 strikeouts ranked second all-time, behind the 570 posted in 2016. Since 2014, Miami's relievers have posted four of the top-five strikeouts seasons in club history.

GOLD GLOVE YEAR: Miami continued a recent trend of stellar defensive play this season, setting a club record with a .988 fielding percentage, which led the Major Leagues. Six of Miami's top-eight seasons in fielding percentage have come since 2011. The Marlins committed just 73 errors in 2017, the fewest in club history and the fewest in the Majors. Miami's infielders (1b, 2b, ss, 3b) carried a long errorless streak into the 2017 campaign. It began on September 22, 2016 and ended on April 19 in Seattle, ending at 23 games and 218.0 innings, the second-longest such streak in club history behind a 28-game, 259.2-inning run from May 30-June 29, 2016. Left fielder Marcell Ozuna picked up his first career Rawlings Gold Glove Award ® following the season, just the second ever award to a Marlins' outfielder. - *Stats LLC*

MVP: Giancarlo Stanton's performance earned him the first National League Most Valuable Player award in Club history. Stanton won the third-closest ballot in the history of the award, garnering 302 points, just two more than second-place finisher Joey Votto of the Reds. Stanton led the Majors in home runs (59), RBI (132), and slugging percentage (.631).

WON GOING UP, UP AND AWAY: Giancarlo Stanton finished the season with a Club-record 59 home runs, tops in the National League and the most in the Majors since Barry Bonds (73) and Sammy Sosa (64) in 2001. The second-place slugger in the NL was Cody Bellinger of the Dodgers, who had 39. The plus-20 difference was the largest gap between first and second place in NL history, and tied for the fifth largest in Major League history. - *Stats LLC*

HOME FOR THE ALL-STAR BREAK: The Marlins hosted the All-Star Game for the first time in club history in 2017. The Midsummer Classic was played on July 11, with the visiting American League earning a 2-1 win in 10 innings. Marcell Ozuna (LF) was voted in as a starter; Giancarlo Stanton, voted in by the players, was also selected to start at DH. Justin Bour, along with Stanton, also participated in All-Star Week as a T-Mobile Home Run Derby contestant; both were eliminated in the first round.

MARLINS NOTES

HR AND RBI RECORDS

Marlins' History

HOME RUNS		
HR'S	PLAYER	YEAR
59	Giancarlo Stanton	2017
42	Gary Sheffield	1996
37	Marcell Ozuna	2017
37	Giancarlo Stanton	2014
37	Giancarlo Stanton	2012
RBI		
RBI	PLAYER	YEAR
132	Giancarlo Stanton	2017
124	Marcell Ozuna	2017
121	Preston Wilson	2000

THE BIG THREE: Giancarlo Stanton (59 home runs), Marcell Ozuna (37 HR) and Justin Bour (25) had the most home runs among a trio of teammates in the Majors, with 121, setting a new club record. - *Elias*

HITS IN BUNCHES: The Marlins had 393 multi-hit games, a new club record, surpassing the previous mark of 388 set in 2006 and 2007. Eight of the 18 players who had a multi-hit game for the Marlins either tied or set a career high, excluding rookies and pitchers. - *Elias*

NO-NO: Edinson Volquez threw a no-hitter against the Diamondbacks on June 3. It was the first no-hitter in the Major Leagues since Jake Arrieta threw one at Cincinnati in April 2016. That was longest stretch without a no-hitter in the majors in more than a decade--since there were none from Randy Johnson's perfect game in May 2004 to Anibal Sanchez's no-no in September 2006... Volquez's no-hitter was the Marlins' sixth no-hitter in their 25 seasons. Only four teams have had as many no-hitters through their first 25 seasons: the Red Sox (10) from 1901-1925, the Astros (8) from 1962-1986, the Angels (7) from 1961-1985, and the White Sox (7) from 1901-1925... Volquez struck out the side in the bottom of the ninth inning. Only three other pitchers in the expansion era (since 1961) have struck out the side in the last inning of a no-hitter: the Dodgers' Sandy Koufax against the Cubs on Sept. 9, 1965, the Giants' Chris Heston against the Mets on June 9, 2015, and the Cubs' Arrieta at Dodger Stadium on Aug. 30, 2015... Volquez entered the game with a 1-7 (.125) record. That's the lowest winning percentage for a pitcher in a season entering a no-hitter, among pitchers with at least three previous decisions. - *Elias*

Also from the no-no, these notes courtesy of *Stats LLC*: Volquez tossed the 294th no-hitter at the Major League level (122 in AL, 150 in NL, 5 in Federal League, 2 in Union Association, 15 in American Association). It marked the 28th no-hitter where the pitcher faced the minimum 27 batters, which includes 19 perfect games.

FOREIGN DIGNITARY: Ichiro Suzuki picked up two hits on July 6 in St. Louis, the 3,053rd and 3,054th of his Major League career. The hits tied and surpassed Rod Carew (Gatun, Panama Canal Zone) on the all-time MLB hits list, giving Suzuki (Kasugai, Japan) sole possession of 24th place overall, but also making him the all-time hits leader among players born outside of the United States.



MARLINS NOTES

NO-HITTERS

Marlins' History

PLAYER	OPP.	DATE
Edinson Volquez	Arizona	6/3/17
Henderson Alvarez	Detroit	9/29/13
Anibal Sanchez	Arizona	9/6/06
A.J. Burnett	San Diego	5/12/01
Kevin Brown	San Fran.	6/10/97
Al Leiter	Colorado	5/11/96

HOME AWAY FROM HOME: Miami's home series against the Brewers from September 15-17 was played in Milwaukee due to Hurricane Irma, with the Marlins dropping two-of-three. It was the fourth time the Marlins played "home" games on the road. The Fish are 5-5 in 10 "home" games outside of South Florida. In 2011, a three-game set (1-2) with the Mariners from June 24-26 was moved to Seattle due to the rescheduling of a U2 concert at Sun Life Stadium. The Marlins played three games (2-1) as the home team in Puerto Rico's Hiram Bithorn Stadium in 2010, taking two-of-three from the Mets from June 28-30. In 2004, the first two games (Sept. 13-14) of a Marlins-Expos five-game series were moved to U.S. Cellular Field in Chicago due to a pending hurricane; the Marlins won both games.

DEBUT DUET: Both LHP **Dillon Peters** and INF **Brian Anderson** were in the starting lineup to make their MLB debuts on September 1 against the Phillies, and both players had a solid showing. Peters tossed 7.0 innings and struck out eight batters. He allowed just three hits and three walks. He tied the Club record for innings pitched in an MLB debut, joining Justin Nicolino (June 20, 2015) and Brad Penny (April 7, 2000), and for strikeouts in an MLB debut, joining José Fernández (April 7, 2013). Anderson, meanwhile, went 1x3, picking up his first MLB hit on an infield single in the fourth.

HEART & HUSTLE: The Major League Baseball Players Alumni Association named **J.T. Realmuto** as Miami's 2017 Heart & Hustle Award winner. The award honors active players who demonstrate a passion for the game of baseball and best embody the values, spirit, and traditions of the game.

HOME RUN BONANZA: There was a home run binge in an August 22 doubleheader at Philadelphia, as there were 14 homers combined between the Marlins (6) and Phillies (8). According to *Stats LLC*, that was the most combined home runs in a doubleheader involving the Marlins in team history, surpassing the former record of nine (three times); it also came one home run shy of tying the all-time record for any doubleheader, as the Milwaukee Braves (9) and Cubs (6) combined for 15 on May 30, 1956.

BLANK LOOKS: The Marlins lost a combined no-hitter with one out in the ninth inning on April 18 at Seattle, just two days after losing a combined no-hitter to the Mets with two outs in the eighth inning. According to *Elias*, Miami was the fifth team since 1961 to carry no-hit bids at least 7.0 innings twice in a three-game span. The last team to do it was the Dodgers, on May 25 & 26, 2014. The others were Oakland (July 14 & 15, 2005); Montreal (over three games from July 26-28, 1991); and the Yankees (over three games from August 25-27, 1963). Both the Dodgers (first game, at Phillies) and Expos (third game, at Angels) completed no-hitters in those spans.

DESCANSA EN PAZ MI AMIGO: The Marlins were saddened to learn on August 21 of the passing of Hall-of-Fame broadcaster Rafael "Felo" Ramirez, the Spanish-radio "Voice of the Marlins" since the club's inaugural season in 1993. In addition to calling both of Miami's World Series championships and five of its no-hitters, Ramirez was the voice of the Caribbean World Series all but nine times since 1949, called over 30 World Series and All-Star Games, as well as historic moments such as Roberto Clemente's 3,000th hit and Don Larsen's perfect game in the 1956 World Series.



INTER-LEAGUE INCIDENT: The Marlins defeated the Rangers, 22-10, in Texas on July 26, the second-most runs ever scored in an interleague game, behind the Marlins' 25-8 loss in Boston on June 27, 2003... Miami's 2-3-4-5-6 batters all scored at least three runs. Only two other teams since 1900 have done that in a game: the Pirates against the Boston Beaneaters in a 19-1 win on June 11, 1904, and the Red Sox in a 29-4 win over the St. Louis Browns on June 8, 1950. Hall of Famers Fred Clarke and Honus Wagner were the Pirates' 3-4 batters in that 1904 game, while Ted Williams batted third for the Red Sox in the 1950 game... The Fish set club records for runs (22), extra-base hits (14), and total bases (46); they also improved to 8-277 (.028) all-time when allowing 10+ runs in a game, according to Stats LLC... Miami went 12x16 with RISP, tying the single-game club record for hits with RISP; the other instance was also against the Rangers, when the Marlins went 12x22 on June 20, 2005 in a 12-5 home victory... The Marlins also tied the single-game club record with 17 RBI with RISP, which had only been done once previously, on July 1, 2003 vs. Atlanta in a 20-1 victory, the previous club record for runs scored in a game.

IN A PINCH: Ichiro Suzuki set new Major League records with 109 plate appearances and 100 at-bats as a pinch hitter. He also set a new Club record with 27 pinch hits, which fell one short of tying John Vander Wal's Major League record of 28, set in 1995. Suzuki set the record for plate appearances with his 95th, on September 7, surpassing Rusty Staub (1983), and the at-bat record with his 84th on September 3, surpassing Lenny Harris (2001). - *Elias*

WORN OUT: **A.J. Ellis** fouled off eight two-strike pitches before delivering a two-out seventh-inning RBI single that proved to be the game-winner in a 6-5 victory over the Diamondbacks on June 4. Only two other players in this century drove in the winning run of a game on an at-bat of at least 14 pitches: Jose Lopez of the Mariners against the A's in 2009 (9th inning), and Kevin Youkilis of the White Sox against the Royals in 2012 (14th inning).

OPENING DAY ROSTER: Miami's 2017 Opening Day roster included 13 pitchers, two catchers, six infielders and four outfielders. **PITCHERS:** RHP Kyle Barraclough, LHP Wei-Yin Chen, LHP Adam Conley, RHP Tom Koehler, RHP Dustin McGowan, RHP David Phelps, RHP AJ Ramos, RHP Dan Straily, RHP Junichi Tazawa, RHP José Ureña, RHP Edinson Volquez, RHP Nick Wittgren, and RHP Brad Ziegler. **CATCHERS:** A.J. Ellis and J.T. Realmuto. **INFIELDERS:** Justin Bour, Derek Dietrich, Dee Gordon, Adeiny Hechavarria, Tyler Moore, and Miguel Rojas. **OUTFIELDERS:** Marcell Ozuna, Giancarlo Stanton, Ichiro Suzuki, and Christian Yelich.



2017 DAY-BY-DAY

GM	DATE	OPP	W/L	SCORE	RECORD	POS	GB/A	WINNER	LOSER	SAVE	ATTEND	HOME
1	4/3	@WAS	L	4-2	0-1	14	-1.0	Strasburg	Phelps (0-1)	Treinen	42,744	
	4/4					14	-1.0					
2	4/5	@WAS	L	6-4	0-2	5	-2.0	Roark	Straily (0-1)	Treinen	22,715	
3	4/6	@WAS	W	4-3 (10)	1-2	13	-1.0	Phelps (1-1)	Blanton	Ramos (1)	19,418	
4	4/7	@NYM	W	7-2	2-2	12	-1.0	Chen (1-0)	Wheeler	---	27,891	
5	4/8	@NYM	W	8-1	3-2	11	1.0	Conley (1-0)	Gsellman	---	33,936	
6	4/9	@NYM	L	5-2	3-3	11	2.0	Syndergaard	Volquez	Reed	27,420	
	4/10					3	-0.5					
7	4/11	ATL	W	8-4	4-3	3	-0.5	Straily (1-1)	Colón	---	36,519	36,519
8	4/12	ATL	L	5-4	4-4	3	-1.5	Vizcaino	Ramos (0-1)	Johnson	16,808	53,327
9	4/13*	NYM	L	9-8 (16)	4-5	3	-2.5	Robles	Conley (1-1)	---	23,192	76,519
10	4/14	NYM	W	3-2	5-5	3	-1.5	Ramos (1-1)	Edgin	---	24,194	100,713
11	4/15	NYM	W	5-4	6-5	12	-0.5	Tazawa (1-0)	Salas	Ramos (2)	25,157	125,850
12	4/16	NYM	W	4-2	7-5	11	0.5	Phelps (2-1)	Reed	---	20,028	145,878
13	4/17	@SEA	L	6-1	7-6	12	-0.5	Miranda	Koehler (0-1)	---	16,990	
14	4/18	@SEA	W	5-0	8-6	2	-0.5	Chen (2-0)	Gallardo	---	16,126	
15	4/19	@SEA	L	10-5	8-7	2	-1.5	Hernández	Volquez (0-2)	---	27,147	
	4/20					2	-2.0					
16	4/21	@SD	L	5-3	8-8	2	-3.0	Cahill	Phelps (2-2)	---	30,413	
17	4/22	@SD	W	6-3 (11)	9-8	2	-3.0	Ziegler (1-0)	Torres	Ramos (3)	39,319	
18	4/23	@SD	W	7-3	10-8	2	-3.0	Koehler (1-1)	Stammen	---	26,070	
	4/24					2	-2.5					
	4/25	@PHI				2	-3.0	POSTPONED DUE TO WEATHER --- GAME 1 OF DH ON 8/22				
19	4/26	@PHI	L	7-4	10-9	12	-4.0	Velasquez	Chen (2-1)	---	26,191	
20	4/27	@PHI	L	3-2	10-10	3	-5.0	Hellikson	Volquez (0-3)	Neris	22,180	
21	4/28	PIT	L	12-2	10-11	3	-5.0	Tailon	Conley (1-2)	---	19,690	165,568
22	4/29	PIT	L	4-0	10-12	13	-5.0	NOVA	Straily (1-2)	---	33,152	198,720
23	4/30	PIT	W	10-3	11-12	12	-5.0	McGowan (1-0)	Williams	---	26,245	224,965
24	5/1	TB	L	4-2	11-13	3	-5.5	Farquhar	Ziegler (1-1)	Colomé	16,096	241,061
25	5/2	TB	L	3-1	11-14	13	-5.5	Cobb	Volquez (0-4)	Colomé	16,011	257,072
26	5/3	@TB	W	10-6	12-14	12	-5.5	Conley (2-2)	Pruitt	---	12,285	
27	5/4	@TB	L	5-1	12-15	12	-6.5	Andriese	Straily (1-3)	Colomé	10,118	
28	5/5	@NYM	L	8-7	12-16	13	-7.5	Blevins	Ziegler (1-2)	Familia	25,618	
29	5/6	@NYM	L	11-3	12-17	13	-8.5	Gsellman	Despaigne (0-1)	---	33,339	
30	5/7	@NYM	W	7-0	13-17	13	-7.5	Ureña (1-0)	Wilk	---	39,197	
31	5/8*	STL	L	9-4	13-18	4	-7.5	Martínez	Conley (2-3)	---	16,750	273,822
32	5/9*	STL	L	6-5	13-19	4	-7.5	Rosenthal	Ramos (1-2)	Oh	17,166	290,988
33	5/10*	STL	L	7-5	13-20	4	-8.5	Tuvaliala	García (0-1)	Oh	18,614	309,602
	5/11					4	-8.5					
34	5/12*	ATL	L	8-4	13-21	14	-9.0	Foltynewicz	Ureña (1-1)	---	20,052	329,654
35	5/13*	ATL	L	3-1	13-22	5	-10.0	Teheran	Volquez (0-5)	Johnson	26,692	356,346
36	5/14	ATL	W	3-1	14-22	4	-9.5	Barraclough (1-0)	Dickey	Ramos (4)	17,277	373,623
37	5/15	HOU	L	7-2	14-23	5	-10.0	Musgrove	Tazawa (1-1)	---	16,448	390,071
38	5/16	HOU	L	12-2	14-24	5	-11.0	Kuechel	Koehler (1-2)	---	18,056	408,127
39	5/17	HOU	L	3-0	14-25	5	-11.0	McCullers	Ureña (1-2)	Giles	24,699	432,826
40	5/18	@LAD	L	7-2	14-26	5	-11.0	Ryu	Volquez (0-6)	Jansen	41,717	
41	5/19	@LAD	L	7-2	14-27	5	-11.0	Wood	Nicolino (0-1)	---	45,034	
42	5/20	@LAD	W	10-6	15-27	5	-10.0	Straily (2-3)	Urias	---	52,850	
43	5/21	@LAD	L	6-3	15-28	5	-11.0	McCarthy	Worley (0-1)	---	44,646	
	5/22					5	-11.0					
44	5/23	@OAK	W	11-9	16-28	4	-11.0	Ureña (2-2)	Hahn	---	12,835	
45	5/24	@OAK	L	4-1	16-29	4	-12.0	Gray	Volquez (0-7)	Casilla	19,738	
	5/25					14	-11.5					
46	5/26	LAA	W	8-5	17-29	4	-11.5	Straily (3-3)	Chavez	Ramos (5)	18,346	451,172
47	5/27	LAA	L	5-2	17-30	14	-12.5	Ramírez	Worley (0-2)	---	19,366	470,538
48	5/28	LAA	W	9-2	18-30	4	-11.5	Ureña (3-2)	Shoemaker	---	20,444	490,982
49	5/29	PHI	W	4-1	19-30	4	-11.5	Volquez (1-7)	Hellikson	Ramos (6)	17,032	508,014
50	5/30	PHI	W	7-2	20-30	4	-11.5	McGowan (2-0)	Volquez	---	16,241	524,255
51	5/31	PHI	W	10-2	21-30	4	-11.5	Straily (4-3)	Nola (2-3)	---	15,197	539,452
52	6/1	ARI	L	3-2	21-31	4	-12.0	Greinke	Barraclough (1-1)	Rodney	16,433	555,885
53	6/2	ARI	W	7-5	22-31	4	-12.0	McGowan (3-0)	Corbin	Ramos (7)	17,413	573,298
54	6/3	ARI	W	3-0	23-31	4	-12.0	VOLQUEZ (2-7)	Delgado	---	21,548	594,846
55	6/4	ARI	W	6-5	24-31	13	-11.0	Wittgren (1-0)	De La Rosa	Ramos (8)	20,387	615,233
56	6/5	@CHC	L	3-1	24-32	4	-12.0	Butler	Straily (4-4)	Montgomery	34,057	
57	6/6	@CHC	L	10-2	24-33	4	-13.0	Arrieta	Locke (0-1)	---	34,082	
58	6/7	@CHC	W	6-5	25-33	4	-12.0	Ureña (4-2)	Lackey	Ramos (9)	37,294	
59	6/8	@PIT	W	7-1	26-33	13	-12.0	Volquez (3-7)	Cole	---	21,744	
60	6/9	@PIT	W	12-7	27-33	3	-11.0	McGowan (4-0)	Glasnow	---	23,590	
61	6/10	@PIT	L	7-6	27-34	13	-11.0	Hudson	Phelps (2-3)	Rivero	27,275	
62	6/11	@PIT	L	3-1	27-35	13	-11.0	Nova	Locke (0-2)	Rivero	22,925	
	6/12					4	-10.5					
63	6/13	OAK	W	8-1	28-35	3	-10.5	Ureña (5-2)	Cotton	---	19,953	635,186
64	6/14	OAK	W	11-5	29-35	3	-9.5	Barraclough (2-1)	Gossett	---	19,436	654,622
	6/15					3	-10.0					
65	6/16	@ATL	W	5-0	30-35	2	-10.0	Straily (5-4)	Newcomb	---	38,123	
66	6/17	@ATL	L	8-7 (10)	30-36	2	-11.0	Vizcaino	Ramos (1-3)	---	38,661	
67	6/18	@ATL	L	5-4	30-37	4	-11.0	Johnson	Steckerhider (0-1)	---	36,912	
68	6/19	WSH	W	8-7	31-37	3	-10.0	Ramos (2-3)	Romero	---	20,224	674,846
69	6/20	WSH	L	12-3	31-38	3	-11.0	Gonzalez	Volquez (3-8)	---	20,868	695,714
70	6/21	WSH	W	2-1	32-38	3	-10.0	Barraclough (3-1)	Scherzer	Ramos (10)	22,659	718,373
71	6/22	CHC	L	11-1	32-39	3	-10.5	Arrieta	Locke (0-3)	--	23,472	741,845
72	6/23	CHC	W	2-0	33-39	3	-10.5	Ureña (6-2)	Lackey	Ramos (11)	24,684	766,529
73	6/24	CHC	L	5-3	33-40	3	-11.5	Lester	Wittgren (1-1)	Davis	25,448	791,977
74	6/25	CHC	W	4-2	34-40	3	-10.5	Volquez (4-8)	Montgomery	Ramos (12)	25,110	817,087
	6/26					3	-10.0					
75	6/27	NYM	W	6-3	35-40	3	-10.0	Barraclough (4-1)	Ramirez	Ramos (13)	20,804	837,891
76	6/28	NYM	L	0-8	35-41	3	-11.0	Matz	Locke (0-4)	---	18,743	856,634
77	6/29	NYM	L	3-6	35-42	4	-11.0	Lugo	Ureña (6-3)	Reed	21,350	877,984
78	6/30	@MIL	L	2-3	35-43	4	-11.0	Torres	Phelps (2-4)	Knebel	35,549	
79	7/1	@MIL	L	4-8	35-44	4	-11.0	Davies	Koehler (1-3)	---	30,712	

FRONT OFFICE
FIELD AND CLUBHOUSE STAFF
PLAYERS

2017 IN REVIEW

CLUB HISTORY

POSTSEASON HISTORY

PLAYER DEVELOPMENT

2018 OPPONENTS

GENERAL INFORMATION



2017 SEASON STATISTICS

DETAILED FIELDING

PITCHER	G	GS	PO	A	E	TC	DP	PCT
Barraclough,K	66	0	4	6	0	10	0	1.000
Cervenka,H	5	0	0	1	0	1	0	1.000
Chen,W	9	5	3	8	0	11	0	1.000
Conley,A	22	20	2	11	0	13	1	1.000
Despaigne,O	18	8	6	9	0	15	0	1.000
Ellington,B	42	0	3	2	0	5	0	1.000
+Garcia,J	68	0	1	7	0	8	0	1.000
Guerra,J	16	0	1	1	0	2	0	1.000
Koehler,T	12	12	2	1	2	5	0	.600
Locke,J	7	7	0	2	0	2	0	1.000
McGowan,D	63	0	1	12	1	14	0	.929
Nicolino,J	20	8	7	9	2	18	1	.889
+O'Grady,C	13	6	2	5	0	7	1	1.000
+Peters,D	6	6	1	9	0	10	1	1.000
Phelps,D	44	0	2	3	0	5	0	1.000
Ramos,A	61	0	3	5	1	9	0	.889
+Steckenrider,D	37	0	1	2	0	3	1	1.000
Straily,D	33	33	13	19	2	34	0	.941
Tazawa,J	55	0	2	2	0	4	0	1.000
Urena,J	34	28	9	21	1	31	2	.968
Volquez,E	17	17	3	14	0	17	0	1.000
Wittgren,N	38	0	3	5	0	8	0	1.000
Worley,V	24	12	4	12	0	16	1	1.000
Ziegler,B	53	0	5	11	0	16	1	1.000
Ramos,A	40	0	2	3	1	6	0	.833

CATCHER	G	GS	PO	A	E	TC	DP	PB	PCT
Ellis,A	39	36	267	26	0	293	2	3	1.000
Realmutto,J	126	125	929	87	6	1022	11	9	.994
+Tellis,T	6	1	21	0	1	22	0	0	.955

FIRST BASE	G	GS	PO	A	E	TC	DP	PCT
Aviles,M	2	0	2	0	0	2	0	1.000
Bour,J	102	100	757	51	1	809	84	.999
Dietrich,D	10	4	40	1	0	41	3	1.000
Moore,T	45	32	270	21	0	291	30	1.000
Realmutto,J	9	8	79	4	0	83	7	1.000
Rojas,M	2	0	4	0	0	4	1	1.000
+Tellis,T	28	18	162	12	2	176	17	.989

SECOND BASE	G	GS	PO	A	E	TC	DP	PCT
Aviles,M	6	4	6	19	0	25	5	1.000
Colon,C	4	2	3	10	0	13	2	1.000
Dietrich,D	10	6	13	21	0	34	5	1.000
Gordon,D	153	146	266	390	12	668	96	.982
Lombardozz,S	2	2	6	4	0	10	1	1.000
Rojas,M	2	2	4	3	0	7	0	1.000

THIRD BASE	G	GS	PO	A	E	TC	DP	PCT
+Anderson,B	25	21	20	31	3	54	2	.944
Aviles,M	6	4	0	7	0	7	0	1.000
Colon,C	10	8	5	10	0	15	2	1.000
Dietrich,D	103	93	55	144	9	208	19	.957
Prado,M	34	33	22	63	2	87	6	.977
Rojas,M	15	3	2	9	0	11	0	1.000

SHORTSTOP	G	GS	PO	A	E	TC	DP	PCT
Aviles,M	15	12	14	35	0	49	8	1.000
Gordon,D	3	2	1	7	0	8	1	1.000
Hechavarri,A	19	17	30	34	0	64	10	1.000
+Riddle,J	69	61	81	177	8	266	33	.970
Rojas,M	77	70	118	192	10	320	57	.969

OUTFIELDERS	G	GS	PO	A	E	TC	DP	PCT
Aviles,M	1	0	0	0	0	0	0	.000
Dietrich,D	5	2	3	0	0	3	0	1.000
Moore,T	13	4	3	0	0	3	0	1.000
Ozuna,M	153	153	314	10	5	329	0	.985
Stanton,G	149	149	320	9	4	333	1	.988
Suzuki,I	33	23	64	1	0	65	1	1.000
Yelich,C	155	155	370	1	1	372	0	.997

+ - Rookie

FIELDING YEAR-BY-YEAR

YEAR	PCT	G	PO	A	E	TC	DP	TP	PB
1993	.980	162	4321	1703	125	6149	128	0	29
1994	.978	115	3045	1208	95	4348	111	0	18
1995	.979	143	3858	1467	115	5439	143	0	8
1996	.982	162	4329	1796	111	6236	186	0	12
1997	.981	162	4340	1647	116	6106	166	0	7
1998	.979	162	4349	1738	129	6216	176	0	18
1999	.979	162	4307	1686	127	6121	150	0	10
2000	.980	161	4289	1710	125	6124	144	0	12
2001	.983	162	4314	1666	103	6085	174	0	10
2002	.983	162	4369	1636	106	6111	163	1	6
2003	.987	162	4336	1590	78	6004	162	0	11
2004	.986	162	4317	1604	86	6007	153	0	11
2005	.983	162	4327	1604	103	6089	177	0	13
2006	.979	162	4300	1588	126	6014	166	0	14
2007	.977	162	4331	1510	137	5978	159	0	19
2008	.980	161	4306	1501	117	5924	122	0	10
2009	.982	162	4339	1469	106	5914	129	0	8
2010	.979	162	4315	1502	123	5940	130	0	11
2011	.985	162	4379	1553	93	6025	126	0	10
2012	.983	162	4322	1649	103	6074	154	0	14
2013	.986	162	4380	1687	88	6155	144	0	16
2014	.984	162	4373	1700	97	6170	154	0	9
2015	.987	162	4281	1588	77	5946	162	0	11
2016	.985	161	4305	1506	86	5897	137	0	9
2017	.988	162	4328	1554	73	5955	157	0	12

FRANCHISE BESTS (EXCLD. 1994 & 1995 STRIKE SEASONS)

OUTFIELD ASSISTS

Player	2017	Career
Ozuna	10	41
Suzuki	1	123
Yelich	1	19
Stanton	9	60
Totals	21	---

WALKOFF WINS (6)

Date	Opp.	Final	Player	Winning Hit/Play
4/14	NYM	3-2	Realmutto	RBI-double (1st career WO hit)
4/16	NYM	4-2	Riddle	Two-run HR (1st career HR/WO hit)
6/19	WSH	8-7	Ozuna	RBI-single (3rd career WO hit)
7/17	PHI	6-5 (10)	Gordon	RBI-single (4th career WO hit)
8/26	SD	2-1 (11)	Rojas	RBI-sac fly (1st career WO RBI)
9/19	NYM	5-4 (10)	Realmutto	Solo HR (1st career WO HR)

FRONT OFFICE

FIELD AND CUBHOUSE STAFF

PLANNERS

2017 IN REVIEW

CLUB HISTORY

POSTSEASON HISTORY

PLAYER DEVELOPMENT

2018 OPPONENTS

GENERAL INFORMATION



2017-18 TRANSACTIONS

DATE	PLAYER	TRANSACTION	DATE	PLAYER	TRANSACTION
1/2/17	INF Ryan Jackson	Signed to Minor League contract	5/13	RHP Edinson Volquez	Reinstated from 10-day disabled list
1/11	C Ramón Cabrera	Signed to Minor League contract		RHP Brian Ellington	Optioned to Triple-A New Orleans
1/19	RHP Dan Straily	Acquired from Cincinnati in exchange for RHP Luis Castillo, RHP Austin Brice, and OF Isaiah White	5/14	INF Steve Lombardozzi	Optioned to Triple-A New Orleans
				LHP Justin Nicolino	Recalled from Triple-A New Orleans
1/24	RHP Severino González	Acquired from Philadelphia in exchange for player to be named later or cash considerations	5/15	UTL Yefri Pérez	Outrighted to Double-A Jacksonville
			5/16	INF Steve Lombardozzi	Designated for assignment
3/10	RHP Jake Esch	Optioned to Triple-A New Orleans		INF Christian Colón	Claimed off waivers from Kansas City
	C Chris Hoo	Reassigned to Minor League camp	5/17	RHP Tom Koehler	Optioned to Triple-A New Orleans
	C Cam Maron	Reassigned to Minor League camp		RHP Junichi Tazawa	Placed on 10-day DL (retro to 5/16)
	C Rodrigo Vigil	Reassigned to Minor League camp		INF Mike Aviles	Designated for assignment
	LHP Nick Maronde	Reassigned to Minor League camp		RHP Odrisamer Despaigne	Recalled from Triple-A New Orleans
	LHP Caleb Thielbar	Reassigned to Minor League camp		RHP Brian Ellington	Recalled from Triple-A New Orleans
	LHP Matt Tomshaw	Reassigned to Minor League camp	5/18	INF Christian Colón	Placed on 25-man roster
	RHP Juan Benítez	Reassigned to Minor League camp		RHP Tom Koehler	Placed on 10-day DL (retro to 5/17) with right shoulder bursitis, voiding optional assignment to Triple-A New Orleans from 5/17
3/17	RHP Tayron Guerrero	Optioned to Triple-A New Orleans		INF Steve Lombardozzi	Outrighted to NOLA
	RHP Drew Steckenrider	Optioned to Triple-A New Orleans	5/20	RHP Odrisamer Despaigne	Optioned to Triple-A New Orleans
	LHP Jarlin Garcia	Optioned to Triple-A New Orleans		RHP Vance Worley	Contract selected from Single-A Batavia
	INF JT Riddle	Optioned to Triple-A New Orleans	5/23	RHP David Phelps	Placed on Bereavement List
	OF Yefri Pérez	Optioned to Triple-A New Orleans		RHP Drew Steckenrider	Recalled from Triple-A New Orleans
	C Austin Nola	Optioned to Double-A Jacksonville	5/25	RHP Drew Steckenrider	Optioned to Triple-A New Orleans
	LHP Kyle Lobstein	Reassigned to Minor League camp	5/26	RHP David Phelps	Reinstated from Bereavement List
	LHP Dillon Peters	Reassigned to Minor League camp	6/1	LHP Justin Nicolino	Placed on 10-day DL (retro to 5/31)
3/23	OF Destin Hood	Optioned to Triple-A New Orleans		LHP Jeff Locke	Reinstated from 10-day disabled list
	RHP Severino González	Optioned to Triple-A New Orleans	6/6	INF Justin Bour	Placed on 10-day DL (retro to 6/5)
	INF Brian Anderson	Reassigned to Minor League camp		C Tomás Telis	Recalled from Triple-A New Orleans
	OF Isaac Galloway	Reassigned to Minor League camp	6/14	RHP Tom Koehler	Reinstated from 10-day disabled list and optioned to Triple-A New Orleans
	INF Matt Juengle	Reassigned to Minor League camp		INF Justin Bour	Reinstated from 10-day disabled list
	OF Moises Sierra	Reassigned to Minor League camp	6/16	C Tomás Telis	Optioned to Triple-A New Orleans
3/24	RHP Scott Copeland	Reassigned to Minor League camp		RHP Drew Steckenrider	Optioned to Triple-A New Orleans
	RHP Stephen Fife	Reassigned to Minor League camp	6/19	LHP Justin Nicolino	Reinstated from 10-day disabled list
	RHP Javy Guerra	Reassigned to Minor League camp	6/22	RHP Brad Ziegler	Placed on 10-day DL (retro to 6/21)
	LHP Kelvin Marte	Reassigned to Minor League camp		RHP Junichi Tazawa	Reinstated from 10-day disabled list
3/28	LHP Hunter Cervenka	Optioned to Triple-A New Orleans	6/23	INF Christian Colón	Designated for assignment
	RHP Brian Ellington	Optioned to Triple-A New Orleans		INF Martín Prado	Reinstated from 10-day disabled list
	LHP Justin Nicolino	Optioned to Triple-A New Orleans	6/26	RHP Ethan Clark	Acquired from Tampa Bay in exchange for INF Adeiny Hechavarria
	C Tomás Telis	Optioned to Triple-A New Orleans	6/27	OF Braxton Lee	INF Adeiny Hechavarria
3/31	RHP Jake Esch	Claimed off waivers by San Diego		INF Christian Colón	Outrighted to Triple-A New Orleans
4/2	INF Tyler Moore	Contact selected from Triple-A NOLA	7/1	LHP Justin Nicolino	Optioned to Triple-A New Orleans
	RHP Odrisamer Despaigne	Placed on 10-day DL (retro to 3/30)		RHP Tom Koehler	Recalled from Triple-A New Orleans
	LHP Jeff Locke	Placed on 10-day DL (retro to 3/30)	7/4	LHP Jeff Locke	Designated for assignment
	INF Martín Prado	Placed on 10-day DL (retro to 3/30)	7/7	RHP Drew Steckenrider	Recalled from Triple-A New Orleans
4/9	INF Adeiny Hechavarria	Placed on 10-day disabled list		RHP Edinson Volquez	Placed on 10-day DL (retro to 7/6)
	INF JT Riddle	Recalled from Triple-A New Orleans	7/9	LHP Chris O'Grady	Contract selected from Triple-A NOLA
4/11	RHP Odrisamer Despaigne	Recalled from 10-day disabled list and optioned to Triple-A New Orleans	7/18	LHP Jeff Locke	Outrighted to Triple-A New Orleans
4/14	RHP Nick Wittgren	Optioned to Triple-A New Orleans		RHP Drew Steckenrider	Optioned to Triple-A New Orleans
	LHP Jarlin Garcia	Recalled from Double-A Jacksonville		RHP Adam Conley	Recalled from Triple-A New Orleans
4/17	INF Martín Prado	Reinstated from 10-day disabled list		INF Miguel Rojas	Reinstated from 60-day disabled list
	INF Tyler Moore	Designated for assignment	7/19	INF Martín Prado	Placed on 10-day disabled list
4/20	INF Adeiny Hechavarria	Reinstated from 10-day disabled list		OF Braynan Hernandez	Acquired from Seattle in exchange for RHP David Phelps
	INF JT Riddle	Optioned to Triple-A New Orleans	7/20	RHP Pablo Lopez	
4/21	INF Tyler Moore	Outrighted to Triple-A New Orleans		RHP Brandon Miller	
4/27	RHP Joe Gunkel	Claimed off waivers from LAD and optioned to Double-A Jacksonville		RHP Lukas Schiraldi	
5/3	RHP Edinson Volquez	Placed on 10-day disabled list	7/22	RHP Brian Ellington	Recalled from Triple-A New Orleans
	RHP Nick Wittgren	Recalled from Triple-A New Orleans		RHP Tom Koehler	Optioned to Triple-A New Orleans
5/5	LHP Wei-Yin Chen	Placed on 10-day DL (retro to May 2)	7/25	LHP Hunter Cervenka	Recalled from Triple-A New Orleans
	RHP Odrisamer Despaigne	Recalled from Triple-A New Orleans		INF Justin Bour	Placed on 10-day disabled list
5/7	RHP Odrisamer Despaigne	Optioned to Triple-A New Orleans		INF JT Riddle	Placed on 10-day DL (retro to 7/22)
	RHP Brian Ellington	Recalled from Triple-A New Orleans		C Tomás Telis	Recalled from Triple-A New Orleans
5/8	INF Martín Prado	Placed on 10-day disabled list	7/26	INF Mike Aviles	Contract selected from Triple-A NOLA
	INF JT Riddle	Recalled from Triple-A New Orleans		RHP Kyle Barraclough	Placed on 10-day disabled list
5/9	INF Miguel Rojas	Placed on 60-day disabled list	7/28	RHP Drew Steckenrider	Recalled from Triple-A New Orleans
	LHP Adam Conley	Optioned to Triple-A New Orleans		RHP Nick Wittgren	Placed on 10-day DL (retro to 7/27)
	C Tomás Telis	Recalled from Triple-A New Orleans		RHP Odrisamer Despaigne	Recalled from Triple-A New Orleans
	INF Tyler Moore	Contract selected from Triple-A NOLA	7/29	RHP Merandy Gonzalez	Acquired from New York-NL in exchange for RHP AJ Ramos
5/10	INF Adeiny Hechavarria	Placed on 10-day disabled list		OF Ricardo Cepedes	
	INF Steve Lombardozzi	Contract selected from Triple-A NOLA	8/8	RHP Brad Ziegler	Reinstated from 10-day disabled list
	RHP Joe Gunkel	Designated for assignment		LHP Chris O'Grady	Placed on 10-day disabled list
5/12	C Tomás Telis	Optioned to Triple-A New Orleans	8/11	RHP Javy Guerra	Contract selected from Triple-A NOLA
	UTL Yefri Pérez	Designated for assignment		LHP Hunter Cervenka	Optioned to Triple-A New Orleans
	INF Mike Aviles	Contact selected from Triple-A NOLA		LHP Justin Nicolino	Recalled from Triple-A New Orleans
	RHP Joe Gunkel	Outrighted to Double-A Jacksonville	8/15	RHP Kyle Barraclough	Reinstated from 10-day disabled list



FRONT OFFICE

FIELD AND CLUBHOUSE STAFF

PLAYERS

2017 IN REVIEW

CLUB HISTORY

POSTSEASON HISTORY

PLAYER DEVELOPMENT

2018 OPPONENTS

GENERAL INFORMATION

2017-18 TRANSACTIONS

DATE	PLAYER	TRANSACTION	DATE	PLAYER	TRANSACTION
8/15	LHP Jarlin Garcia	Placed on 10-day DL (retro to 8/12)	12/14	LHP Hunter Cervenka	Designated for assignment
8/19	RHP Osman Gutierrez	Acquired from Toronto in exchange for RHP Tom Koehler and cash considerations; assigned to Single-A Greensboro		RHP Sandy Alcantara	Acquired from St. Louis in exchange for OF Marcell Ozuna
				RHP Zac Gallen	
8/22	RHP Javy Guerra	Designated for assignment		LHP Daniel Castano	
	LHP Jarlin Garcia	Reinstated from 10-day disabled list		RHP Elieser Hernandez	Acquired from Houston in first round of MLB phase of Rule 5 Draft
	RHP Severino González	Appointed as 26th man			
8/23	RHP Severino Gonzalez	Returned to Triple-A New Orleans		RHP Brett Graves	Acquired from Oakland in second round of MLB phase of Rule 5 Draft
	RHP Javy Guerra	Outrighted to Triple-A New Orleans			
9/1	LHP Dillon Peters	Contract selected from Double-A JAX		C B.J. Lopez	Acquired from Arizona in first round of Triple-A phase of Rule 5 Draft
	INF Brian Anderson	Contract selected from Double-A JAX		C Sharif Othman	Acquired from New York-AL in second round of Triple-A phase of Rule 5 Draft
	RHP Javy Guerra	Contract selected from Triple-A NOLA			
9/4	LHP Wei-Yin Chen	Reinstated from 10-day disabled list		INF Will Allen III	Acquired from Detroit in third round of Triple-A phase of Rule 5 Draft
9/8	INF Justin Bour	Reinstated from 10-day disabled list			
9/19	LHP Chris O'Grady	Reinstated from 10-day disabled list		RHP Brandon Barker	Acquired from Baltimore in fourth round of Triple-A phase of Rule 5 Draft
10/2	RHP Edinson Volquez	Reinstated from 10-day disabled list			
	RHP Nick Wittgren	Reinstated from 10-day disabled list	12/15	RHP Alex Wimmers	Signed to Minor League contract
	INF JT Riddle	Reinstated from Triple-A New Orleans		INF Cristhian Adames	Signed to Minor League contract
	INF Martin Prado	Reinstated from 10-day disabled list		OF Rafael Ortega	Signed to Minor League contract
	LHP Hunter Cervenka	Recalled from Triple-A New Orleans	12/20	LHP Hunter Cervenka	Outrighted to Triple-A New Orleans
	OF Destin Hood	Recalled from Triple-A New Orleans	1/17/18	INF Jonathan Rodriguez	Signed to Minor League contract
	RHP Tayron Guerrero	Recalled from Triple-A New Orleans	1/25	OF Lewis Brinson	Acquired from Milwaukee in exchange for OF Christian Yelich
	C Austin Nola	Recalled from Triple-A New Orleans		OF Monte Harrison	
10/7	RHP Severino Gonzalez	Recalled from Triple-A New Orleans		INF Isan Diaz	
	INF Tyler Moore	Outrighted to Triple-A New Orleans		RHP Jordan Yamamoto	
	RHP Javy Guerra	Outrighted to Triple-A New Orleans			
	OF Destin Hood	Outrighted to Triple-A New Orleans			
	RHP Vance Worley	Outrighted to Triple-A New Orleans			
11/2	INF Mike Aviles	Elected free agency			
	RHP Dustin McGowan	Elected free agency			
	C A.J. Ellis	Elected free agency			
	LHP Miguel Del Pozo	Contract selected from Double-A JAX			
11/3	OF Ichiro Suzuki	Elected free agency			
	C Chad Wallach	Claimed off waivers from Cincinnati			
11/20	LHP Caleb Smith	Acquired from New York-AL in exchange for RHP Michael King and international bonus pool money			
	OF Braxton Lee	Contract selected from Double-A JAX			
	RHP Pablo Lopez	Contract selected from Single-A Jupiter			
	RHP Merandy Gonzalez	Contract selected from Single-A Jupiter			
	RHP James Needy	Contract selected from Double-A JAX			
12/7	RHP Nick Neidert	Acquired from Seattle in exchange for INF Dee Gordon			
	INF Christopher Torres				
	RHP Robert Dugger				
12/11	INF Starlin Castro	Acquired from New York-AL in exchange for OF Giancarlo Stanton and cash considerations			
	RHP Jorge Guzman				
	INF Jose Devers				
12/13	RHP Edinson Volquez	Released			

2017 MARLINS OPENING DAY ROSTER

PITCHERS (13): Kyle BARRACLOUGH; Wei-Yin CHEN; Adam CONLEY; Tom KOEHLER; Dustin MCGOWAN; David PHELPS; AJ RAMOS; Dan STRAILY; Junichi TAZAWA; José UREÑA; Edinson VOLQUEZ; Nick WITTGREN; Brad ZIEGLER

CATCHERS (2): A.J. ELLIS; J.T. REALMUTO

INFIELDERS (6): Justin BOUR; Derek DIETRICH; Dee GORDON; Adeiny HECHAVARRIA; Tyler MOORE; Miguel ROJAS

OUTFIELDERS (4): Marcell OZUNA; Giancarlo STANTON; Ichiro SUZUKI; Christian YELICH

Record by Batting Order									Record by Position									
1 st	2 nd	3 rd	4 th	5 th	6 th	7 th	8 th	9 th	C	1B	2B	3B	SS	LF	CF	RF	DH	
-	-	-	-	1-1	4-7	2-6	-	-	Anderson	-	-	-	7-14	-	-	-	-	-
-	-	-	-	-	0-1	1-3	9-5	1-0	Aviles	-	-	3-1	1-3	7-5	-	-	-	-
-	-	1-0	3-5	36-33	5-13	2-3	-	-	Bour	-	46-54	-	-	-	-	-	-	1-0
-	-	-	-	-	-	2-2	1-5	-	Colón	-	-	1-1	2-6	-	-	-	-	-
1-4	1-0	-	-	3-7	27-20	25-14	1-1	0-1	Dietrich	-	2-2	3-3	52-41	-	1-1	-	-	-
-	1-2	-	-	-	0-1	12-16	4-0	-	Ellis	17-19	-	-	-	-	-	-	-	-
68-75	-	-	-	-	-	-	-	0-5	Gordon	-	-	68-78	-	0-2	-	-	-	-
-	-	-	-	-	-	0-1	6-9	0-1	Hechavarria	-	-	-	-	6-11	-	-	-	-
-	-	-	-	-	-	0-2	-	-	Lombardozzi	-	-	0-2	-	-	-	-	-	-
-	-	-	0-1	1-1	4-11	10-8	-	-	Moore	-	14-18	-	-	-	1-2	-	0-1	-
-	0-1	4-11	59-53	5-8	6-8	-	-	-	Ozuna	-	-	-	-	-	72-79	1-1	-	1-1
0-1	4-12	-	0-1	0-2	9-5	-	-	-	Prado	-	-	-	13-20	-	-	-	-	0-1
3-3	4-11	0-1	2-2	29-27	19-17	6-11	-	-	Realmuto	59-66	3-5	-	-	-	-	-	-	1-1
1-1	1-0	-	-	-	0-1	2-4	26-24	1-0	Riddle	-	-	-	-	31-30	-	-	-	-
2-0	3-0	-	-	1-0	-	2-2	28-36	1-0	Rojas	-	-	2-0	2-1	33-37	-	-	-	-
0-1	59-51	1-0	13-22	1-6	-	-	-	-	Stanton	-	-	-	-	-	-	-	72-78	2-2
2-0	0-1	-	-	-	1-0	4-8	1-0	2-3	Suzuki	-	-	-	-	-	3-3	2-3	5-6	-
-	1-0	-	-	-	2-1	9-5	1-0	-	Tellis	1-0	12-6	-	-	-	-	-	-	-
-	3-7	71-73	0-1	-	-	-	-	-	Yelich	-	-	-	-	-	-	74-81	-	-



2017 HIGHS AND LOWS

INDIVIDUAL BATTING

At-Bats:	8 - Gordon, 4/13 vs. NYM (16 innings)
At-Bats (9 inn.):	6 - 29x; last, Bour, Stanton (9/23 at ARI)
Runs:	4 - 4x; last, Ozuna, Yelich (7/26 at TEX) **
Hits:	4 - 11x; last, Rojas (9/30 vs. ATL)
Doubles:	3 - 3x; last, Yelich (7/26 at TEX) **
Triples:	1 - 31x; last, Rojas (9/30 vs. ATL)
Home Runs:	2 - 17x; last, Stanton (9/28 vs. ATL)
Consecutive Games with HR:	6 - Stanton (8/10 to 8/15) *
Most Consecutive Hits	5 - 2x; last, Realmuto (7/6 to 7/7)
Extra-Base Hits:	4 - Yelich (7/26 at TEX) **
Total Bases:	10 - 3x; last, Stanton (8/25 vs. SD)
RBI:	6 - 2x; last, Bour (4/30 vs. PIT)
Walks:	4 - Stanton (9/19 vs. NYM)
Intentional Walks:	2 - 2x; last, Dietrich (9/30 vs. ATL)
Strikeouts:	4 (2x) - last, Ozuna (9/15 at PHI) **
Stolen Bases:	3 - Gordon (5/1 vs. TB)
Hitting Streak:	17 - Gordon (8/27 to 9/14)
Double Plays hit into:	3 - Moore (8/19 at NYM) **

TEAM BATTING

Most Runs Scored:	22 - 7/26 at TEX *
Most Runs Scored (Both Teams):	32 - 7/26 at TEX - MIA 22, TEX 10
Runs Scored, Inning:	9 - 7/26 at TEX (4th)
Most Hits:	22 - 7/26 at TEX
Most Hits, Inning:	8 - 7/26 at TEX (4th)
Fewest Hits:	2 - 3x; last, 8/23 at PHI
Doubles:	8 - 7/26 at TEX **
Triples:	3 - 9/2 at PHI
HR, Game:	4 - 6x; last, 9/20 vs. NYM
HR, Inning:	3 - 2x; last, 9/20 vs. NYM (8th)
Consecutive Games with HR:	10 - 6/9 to 6/20
Consecutive Games, no HR:	3 - 5x; last, 9/24 to 9/26
Extra-Base Hits:	14 - 7/26 at TEX *
Total Bases:	46 - 7/26 at TEX *
At-Bats:	57 - 4/13 vs. NYM (16 inn.)
Walks:	9 - 4x; last, 7/27 vs. CIN
Strikeouts:	16 - 2x, last, 7/16 vs. LAD
Strikeouts (9 Innings):	16 - 7/16 vs. LAD
Fewest Strikeouts:	2 - 4x; last, 8/12 vs. COL
Stolen Bases:	3 - 5x; last, 9/30 vs. ATL
HBP:	3 - 4x; last, 8/31 vs. PHI

INDIVIDUAL PITCHING

Win Streak (Starter):	5 - Ureña (5/23 to 6/23)
Win Streak (Reliever):	5 - McGowan (4/30 to 7/16)
Losing Streak:	7 - Volquez (4/9 to 5/24)
Innings Pitched, Starter, Game:	9.0 - Volquez (6/3 vs. ARI) **
Innings Pitched, Reliever, Game:	4.1 - Ureña (4/28 vs. PIT)
Fewest Hits, Complete Game:	0 - Volquez (6/3 vs. ARI) **
Fewest BB, Complete Game:	2 - Volquez (6/3 vs. ARI)
Most Walks Allowed, Game:	8 - Volquez (5/2 vs. TB)
Strikeouts, Game:	14 - Straily (4/22 at SD)
Strikeouts (Relief), Game:	5 - Cervenka (7/28 vs. CIN)
Strikeouts, Inning:	3 (39x) - last, Steckenrider, 9/25 at COL (8th)
Consecutive Strikeouts:	4 (9x) - last, Straily (9/18)
Home Runs Allowed, Game:	3 - 4x, last, Worley (9/14 at PHI)
Consecutive Scoreless IP (Starter):	16.0 - Volquez (6/3 to 6/8)
Consecutive Scoreless IP (Reliever):	13.1 - McGowan (5/30 to 6/20)

TEAM PITCHING

Fewest Runs Allowed:	0 - 7x; last, 8/2 vs. WSH **
Most Runs Allowed:	15 - 9/27 at COL
Most Runs Allowed, Inning:	8 - 3x; last, 9/17 at MIL (Top 4th, Miami played as home team)
Hits Allowed:	19 - 9/27 vs. NYM
Fewest Hits Allowed:	0 - 6/3 vs. ARI **
HR Allowed:	5 - 8/22 at PHI
HR Allowed, Inning:	3 - 2x; last, 9/15 at MIL (Top 8th, Miami played as home team)
Walks Allowed:	11 - 5/2 vs. TB
Fewest Walks Allowed:	0 (3x) - last, 8/2 vs. WSH**
Strikeouts:	17 - 4/22 at SD
Fewest Strikeouts:	2 - 2x; last, 8/10 at WSH
HBP:	3 - 2x; last, 9/12 at PHI
Consecutive Game Allowing HR:	12 - 9/4 to 9/16
Consecutive Games, no HR allowed:	5 - 2x; last, 6/8 to 6/13

* - NEW CLUB RECORD

** - TIED CLUB RECORD



2017 MAJOR LEAGUE STANDINGS

NL EAST				AL EAST					
W	L	PCT.	GB	W	L	PCT.	GB		
Washington	97	65	.599	-	Boston	93	69	.574	-
Miami	77	85	.475	20	New York *	91	71	.562	2
Atlanta	72	90	.444	25	Tampa Bay	80	82	.494	13
New York	70	92	.432	27	Toronto	76	86	.469	17
Philadelphia	66	96	.407	31	Baltimore	75	87	.463	18

NL CENTRAL				AL CENTRAL					
W	L	PCT.	GB	W	L	PCT.	GB		
Chicago	92	70	.568	-	Cleveland	102	60	.630	-
Milwaukee	86	76	.531	6	Minnesota *	85	77	.525	17
St. Louis	83	79	.512	9	Kansas City	80	82	.494	22
Pittsburgh	75	87	.463	17	Chicago	67	95	.414	35
Cincinnati	68	94	.420	24	Detroit	64	98	.395	38

NL WEST				AL WEST					
W	L	PCT.	GB	W	L	PCT.	GB		
Los Angeles	104	58	.642	-	Houston	101	61	.623	-
Arizona *	93	69	.574	11	Los Angeles	80	82	.494	21
Colorado *	87	75	.537	17	Seattle	78	84	.481	23
San Diego	71	91	.438	33	Texas	78	84	.481	23
San Francisco	64	98	.395	40	Oakland	75	87	.463	26

* - Indicates Wild Card Winner

2017 MISCELLANEOUS

Home Record	42-36	Largest Deficit Overcome	6; 2x; last, 8/1 vs. WSH	One-Run Games	18-22
Road Record	35-49	Largest Deficit Overcome in Win	6; 2x; last, 8/1 vs. WSH	Walk-off Games	6-7
				Shutouts	7-5
Day Record	23-25	Comeback Wins	40	Series Won-Lost-Tied	20-26-6
Night Record	54-60	Extra-inning Games	6-5	Series Sweeps (1g)	---
vs. RH Starter	64-64	Delays (Games)	8 (8)	Series Sweeps (2g)	1-1
vs. LH Starter	13-21	Total Minutes in Delays	541	Series Sweeps (3g)	5-7
vs. NL East	34-42	Shortest Home Game	2:12 (7/31 vs. WSH)	Series Sweeps (4g)	---
vs. NL Central	15-19	Shortest Home Game (Extras)	3:41 (7/17 vs. PHI)	Series Sweeps (5g)	---
vs. NL West	19-13	Longest Home Game	3:46 (5/10 vs. STL)	Swept in Series	6-8
vs. American League	9-11	Longest Home Game (Extras)	5:38 (4/13 vs. NYM)	First Game of Series	24-28
Leading after Six Innings	60-15	Shortest Road Game	2:16 (6/5 at CHC)	Second Game of Series	23-29
Trailing after Six Innings	7-60	Shortest Road Game(Extras)	3:13 (4/22 at SD)	Third Game of Series	26-20
Tied after Six Innings	10-10	Longest Road Game	4:02 (7/26 at TEX)	Fourth Game of Series	4-8
Leading after Seven Innings	65-9	Longest Road Game(Extras)	4:57 (9/12 at PHI)	Fifth Game of Series	---
Trailing after Seven Innings	4-68	Crowd Less than 20,000	27-31	On Monday	7-11
Tied after Seven Innings	8-8	Crowd Greater than 20,000	50-54	On Tuesday	12-12
Leading after Eight Innings	69-6	Crowd Less than 30,000	61-61	On Wednesday	10-15
Trailing after Eight Innings	2-72	Crowd Greater than 30,000	16-24	On Thursday	5-12
Tied after Eight Innings	6-7	Roof Open*	0-6	On Friday	15-11
Marlins with No Home Runs	9-39	Roof Closed*	42-30	On Saturday	14-12
Marlins Hit Home Run	68-46	Roof Open* (Since 2012)	18-32	On Sunday	14-12
Hitting One Home Run	30-32	Wearing White Jerseys	29-30	On Weekdays (Mon-Thur)	34-50
Hitting Two Home Runs	20-10	Wearing Gray Jerseys	19-18	On Weekends (Fri-Sun)	43-35
Hitting Three or More Home Runs	18-4	Wearing Black Jerseys	21-34	In April	11-12
Out-hit Opponent	62-13	Wearing Red-Orange Jerseys	5-3	In May	10-18
Out-hit by Opponent	12-65	Wearing Players' Weekend Jerseys	3-0	In June	14-13
Hits Equal	3-7			In July	14-12
Marlins Score First	48-30			In August	17-12
Opponents Score First	29-55			In September	11-17
		* At the start of game at Marlins Park		In October	0-1

2017 DELAYS AND POSTPONEMENTS

DATE	OPPONENT	LENGTH OF DELAY	START OF DELAY	END OF DELAY	NOTES
April 6	at Washington	1:20	4:05	5:25	Start delayed by rain
April 6	at Washington	1:03	-	-	Rain delay after Top 6th
April 12	vs. Atlanta	0:27	8:14	8:41	Partial power outage during Bottom 4th
April 25	at Philadelphia	Postponed	-	-	Postponed due to inclement weather
May 6	at New York Mets	0:39	-	-	Rain delay in Top 3rd
June 30	at Milwaukee	0:07	-	-	Fan incident (throwing debris on field during Bottom 4th)
July 21	at Cincinnati	1:47	7:10	8:57	Start delayed by rain
July 22	at Cincinnati	1:00	7:10	8:10	Start delayed by rain
August 18	at New York Mets	1:53	7:10	9:03	Start delayed by rain
August 29	at Washington	0:26	7:10	7:36	Start delayed by rain
September 25	at Colorado	0:26	6:40	7:06	Start delayed by rain

DELAY AND POSTPONEMENT FACTS

OVERALL	AT MARLINS PARK		
Number of Delays.....	10	Number of Delays.....	1
Combined Time of Delays.....	9:08	Combined Time of Delays.....	0:27
Combined Minutes of Delay.....	548	Combined Minutes of Delay.....	0:27
Number of Games Postponed.....	1	Number of Games Postponed.....	0
Number of Games Cancelled.....	0	Number of Games Cancelled.....	0



REPLAY CHALLENGES BY MIAMI - 18x35 (51.4%) - 8th in NL (14th in MLB)

DATE	OPP.	CALL	PLAY DESCRIPTION	RESULT	DATE	OPP.	CALL	PLAY DESCRIPTION	RESULT
4/6	at WSH	Out	Force play at 1B (MIA offense)	Confirmed	7/9	at SF	Safe	Tag play at 3B (MIA defense)	Stands
4/9	at NYM	Out	Force play at 1B (MIA offense)	Overturned	7/28	vs. CIN	Safe	Tag play at 2B (MIA defense)	Stands
4/13	vs. NYM	Safe	Tag play at HP (MIA defense)	Overturned	8/4	at ATL	Safe	Force play at 2B (MIA defense)	Overturned
4/14	vs. NYM	Out	Tag play at HP (MIA offense)	Stands	8/6	at ATL	Out	Tag play at 2B (MIA offense)	Overturned
4/16	vs. NYM	Out	Home plate collision rule (MIA offense)	Confirmed	8/8	at WSH	No HBP	Hit by pitch (MIA offense)	Overturned
4/22	at SD	Out	Force play at 1B (MIA offense)	Overturned	8/10	at WSH	Out	Tag play at 2B (MIA offense)	Stands
4/27	at PHI	No violation	Slide rule at 2B (MIA defense)	Confirmed	8/13	vs. COL	Safe	Force play at 1B (MIA defense)	Overturned
5/1	vs. TB	No violation	Slide rule at 2B (MIA defense)	Confirmed	8/14	vs. SF	Out	Tag play at HP (MIA offense)	Confirmed
5/4	at TB	Out	Force play at 1B (MIA offense)	Confirmed	8/18	at NYM	Safe	Force play at 1B (MIA defense)	Overturned
5/8	vs. STL	Out	Tag play at 2B (MIA offense)	Stands	8/26	vs. SD	Safe	Force play at 1B (MIA defense)	Overturned
5/27	vs. LAA	Safe	Force play at 3B (MIA defense)	Confirmed	8/31	vs. PHI	Safe	Tag play at 2B (MIA defense)	Overturned
6/1	vs. ARI	Safe	Tag play at 2B (MIA defense)	Stands	9/6	vs. WSH	Out	Tag play at 1B (MIA offense)	Confirmed
6/3	vs. ARI	Safe	Tag play at 1B (MIA defense)	Overturned	9/12	at PHI	Safe	Tag play at 2B (MIA defense)	Overturned
6/24	vs. CHC	Out	Tag play at 3B (MIA offense)	Confirmed	9/12	at PHI	Safe	Tag play at HP (MIA defense)	Overturned
6/29	vs. NYM	Safe	Force play at 1B (MIA defense)	Stands	9/22	at ARI	Out	Tag play at 2B (MIA offense)	Overturned
6/30	at MIL	Out	Tag play at HP (MIA offense)	Confirmed	9/23	at ARI	Out	Tag play at HP (MIA offense)	Overturned
7/7	at SF	Out	Force play at 1B (MIA offense)	Overturned					

MARLINS COMEBACK WINS (40)

DATE	OPP.	DEFICIT	FINAL	LAST INNING TRAILED	DATE	OPP.	DEFICIT	FINAL	LAST INNING TRAILED
4/6	@WSH	2	4-3 (10)	Bottom 8th	7/4	@STL	2	5-2	Bottom 5th
4/7	@NYM	1	7-2	Bottom 1st	7/9	@SF	2	10-8 (11)	Bottom 2nd
4/14	NYM	1	3-2	Top 5th	7/17	PHI	2	6-5 (10)	Top 5th
4/15	NYM	1	5-4	Top 8th	7/22	@CIN	1	5-4	Bottom 1st
4/22	@SD	1	6-3 (11)	Bottom 5th	7/28	CIN	3	7-4	Top 4th
4/23	@SD	3	7-3	Bottom 5th	7/29	CIN	3	7-3	Top 3rd
4/30	PIT	3	10-3	Top 5th	8/1	WSH	6	7-6	Top 3rd
5/3	@TB	3	10-6	Bottom 5th	8/8	@WSH	1	7-3	Bottom 3rd
5/14	ATL	1	3-1	Top 7th	8/11	COL	2	6-3	Top 6th
5/26	LAA	1	8-4	Top 1st	8/12	COL	1	4-3	Top 1st
5/28	LAA	1	9-2	Top 5th	8/13	COL	1	5-3	Top 3rd
6/4	ARI	1	6-5	Top 5th	8/14	SF	1	8-3	Top 3rd
6/7	@CHC	1	6-5	Bottom 3rd	8/22	@PHI (1)	1	12-8	Bottom 1st
6/9	@PIT	1	12-5	Bottom 1st	8/24	@PHI	5	9-8	Bottom 5th
6/13	OAK	1	8-1	Top 4th	8/25	SD	1	8-6	Top 7th
6/14	OAK	4	11-6	Top 4th	8/26	SD	1	2-1 (11)	Top 4th
6/19	WSH	6	8-7	Top 7th	9/16	@MIL	1	7-4	Bottom 1st
6/21	WSH	1	2-1	Top 8th	9/19	NYM	3	5-4 (11)	Bottom 9th
6/27	NYM	1	6-3	Top 1st	9/23	@ARI	1	12-6	Bottom 2nd
7/2	@MIL	1	10-3	Bottom 2nd	9/29	ATL	5	6-5	Bottom 6th

RECORDS SET/TIED IN 2017

CLUB PITCHING - SEASON

Opponent home runs 193

MISCELLANEOUS - INDIVIDUAL PITCHING

Most innings pitched in MLB debut 7.0 * Peters (9/1 vs. PHI)
 Most strikeouts in MLB debut 8 * Peters (9/1 vs. PHI)
 Most individual pitchers with a win 22
 No-hitter Volquez (6/3 vs. ARI)

INDIVIDUAL BATTING - GAME

Runs 4 (4x) * Last, Ozuna/Yelich (7/26 at TEX)
 Doubles 3 (3x) * Last, Yelich (7/26 at TEX)
 Strikeouts 4 (2x) * Last, Ozuna (9/13 at PHI)
 GDP 3 * Moore (8/19 at NYM)
 Extra-base hits 4 * Yelich (7/26 at TEX)
 Caught stealing 2 * Gordon (7/27 vs. CIN)

INDIVIDUAL BATTING - SEASON

Home runs 59 Stanton
 RBI 132 Stanton
 Slugging percentage .631 Stanton
 Extra-base hits 91 Stanton
 Go-ahead RBI 38 Stanton
 Total bases 377 Stanton
 Home runs at home 31 Stanton
 RBI at home 68 Stanton
 At-bats on road 355 Gordon
 Home runs on road 28 Stanton
 Pinch hit at-bats 100 ** Suzuki
 Pinch hit plate appearances 109 ** Suzuki
 Pinch hits 27 Suzuki

INDIVIDUAL BATTING - CAREER

RBI 672 Stanton
 Intentional walks 74 Stanton

MISCELLANEOUS - INDIVIDUAL BATTING

Most home runs in July 12 Stanton
 Most home runs in August 18 * Stanton
 Most home runs, any month 18 (August) Stanton
 Most RBI in July 27 Ozuna
 Most RBI in August 37 Stanton
 Most RBI, any month 37 (August) Stanton
 Most home run, post-All-Star break 33 Stanton
 Most RBI, post-All-Star break 74 Stanton
 Multi-homer games 10 Stanton
 Multi-hit game hitting streak 7 * Gordon
 Consecutive games with a home run 6 Stanton
 Home runs as No. 2 hitter 47 ** Stanton

CLUB BATTING - GAME

Runs 22 7/26 at TEX
 Doubles 8 * 7/26 at TEX
 RBI 21 7/26 at TEX
 Extra-base hits 14 7/26 at TEX
 Total bases 46 7/26 at TEX
 Hits with RISP 12 * 7/26 at TEX
 RBI with RISP 17 * 7/26 at TEX

CLUB FIELDING - SEASON

Overall fielding percentage .988
 Errors (fewest) 73

*Tied Club record

**MLB record

*Tied MLB Record

All records exclude 1994 & 1995 strike-shortened seasons





CLUB HISTORY

MARLINS CAREER BATTING LEADERS

GAMES PLAYED		BATTING AVERAGE*		RUNS		HITS	
1128	Luis Castillo	.313	Miguel Cabrera	675	Luis Castillo	1273	Luis Castillo
1014	Jeff Conine	.309	Dee Gordon	666	Hanley Ramírez	1103	Hanley Ramírez
986	Giancarlo Stanton	.300	Hanley Ramírez	576	Giancarlo Stanton	1005	Jeff Conine
981	Mike Lowell	.296	Kevin Millar	499	Dan Uggla	965	Mike Lowell
943	Hanley Ramírez	.295	Juan Pierre	477	Mike Lowell	960	Giancarlo Stanton
896	Álex González	.294	Cliff Floyd	449	Miguel Cabrera	842	Miguel Cabrera
844	Derrek Lee	.293	Luis Castillo	447	Jeff Conine	788	Álex González
776	Dan Uggla	.292	Marlin Prado	422	Derrek Lee	771	Dan Uggla
720	Miguel Cabrera	.290	Christian Yelich	392	Cliff Floyd	746	Derrek Lee
653	Marcell Ozuna	.290	Jeff Conine	369	Christian Yelich	719	Christian Yelich
SINGLES		DOUBLES		TRIPLES		HOME RUNS	
1081	Luis Castillo	241	Mike Lowell	42	Luis Castillo	267	Giancarlo Stanton
697	Hanley Ramírez	232	Hanley Ramírez	34	Juan Pierre	154	Dan Uggla
688	Jeff Conine	202	Giancarlo Stanton	31	Adeiny Hechavarría	148	Hanley Ramírez
578	Mike Lowell	183	Miguel Cabrera	26	Hanley Ramírez	143	Mike Lowell
561	Juan Pierre		Álex González	23	Álex González	138	Miguel Cabrera
511	Miguel Cabrera	180	Jeff Conine	22	Dee Gordon	129	Derrek Lee
501	Álex González	170	Dan Uggla	22	Mark Kotsay	122	Gary Sheffield
500	Christian Yelich	167	Cliff Floyd	20	Emilio Bonifacio	120	Jeff Conine
481	Giancarlo Stanton	159	Derrek Lee	19	Kurt Abbott	110	Cliff Floyd
447	Marcell Ozuna	146	Christian Yelich	18	Derrek Lee	104	Preston Wilson
RUNS BATTED IN		TOTAL BASES		ON-BASE PERCENTAGE*		SLUGGING PERCENTAGE*	
672	Giancarlo Stanton	1983	Giancarlo Stanton	.426	Gary Sheffield	.554	Giancarlo Stanton
578	Mike Lowell	1831	Hanley Ramírez	.388	Miguel Cabrera	.543	Gary Sheffield
553	Jeff Conine	1641	Mike Lowell	.374	Hanley Ramírez	.542	Miguel Cabrera
523	Miguel Cabrera	1579	Jeff Conine	.374	Cliff Floyd	.523	Cliff Floyd
482	Hanley Ramírez	1547	Luis Castillo	.370	Luis Castillo	.504	Kevin Millar
465	Dan Uggla	1459	Miguel Cabrera	.369	Christian Yelich	.499	Hanley Ramírez
417	Derrek Lee	1427	Dan Uggla	.367	Kevin Millar	.489	Justin Bour
409	Cliff Floyd	1328	Derrek Lee	.361	Josh Willingham	.488	Dan Uggla
380	Gary Sheffield	1260	Álex González	.360	Giancarlo Stanton	.483	Mike Jacobs
375	Álex González	1176	Cliff Floyd	.358	Jeff Conine	.473	Preston Wilson
STRIKEOUTS		BASES ON BALLS		AT-BATS		EXTRA-BASE HITS	
1140	Giancarlo Stanton	533	Luis Castillo	4347	Luis Castillo	479	Giancarlo Stanton
760	Dan Uggla	487	Giancarlo Stanton	3671	Hanley Ramírez	406	Hanley Ramírez
734	Derrek Lee	424	Gary Sheffield	3577	Giancarlo Stanton	387	Mike Lowell
677	Jeff Conine	406	Hanley Ramírez	3554	Mike Lowell	336	Dan Uggla
	Hanley Ramírez	376	Jeff Conine	3471	Jeff Conine	331	Miguel Cabrera
672	Álex González	363	Derrek Lee	3221	Álex González	317	Jeff Conine
629	Luis Castillo		Dan Uggla	2927	Dan Uggla	306	Derrek Lee
603	Preston Wilson	354	Mike Lowell	2830	Derrek Lee	287	Álex González
592	Miguel Cabrera	322	Miguel Cabrera	2694	Miguel Cabrera	286	Cliff Floyd
590	Marcell Ozuna	300	Christian Yelich	2478	Christian Yelich	236	Marcell Ozuna
MULTI-HIT GAMES		STOLEN BASES		GRAND SLAMS		SAC FLIES	
350	Luis Castillo	281	Luis Castillo	6	Jeff Conine	55	Mike Lowell
311	Hanley Ramírez	230	Hanley Ramírez	5	Hanley Ramírez	44	Jeff Conine
278	Jeff Conine	190	Juan Pierre		Giancarlo Stanton	31	Dan Uggla
250	Giancarlo Stanton	148	Dee Gordon	4	Derrek Lee	26	Miguel Cabrera
244	Miguel Cabrera	115	Chuck Carr		Mike Lowell	22	Álex González
241	Mike Lowell	103	Emilio Bonifacio	3	Eight players tied		Hanley Ramírez
216	Dan Uggla	90	Cliff Floyd			21	Cliff Floyd
208	Christian Yelich	89	Edgar Rentería				Derrek Lee
198	Juan Pierre	87	Preston Wilson				Gary Sheffield
192	Cliff Floyd	74	Gary Sheffield			19	Two players
SAC HITS		PINCH HITS		PINCH-HIT AT-BATS		PINCH-HIT RBI	
65	Luis Castillo	56	Wes Helms	212	Wes Helms	38	Wes Helms
55	Ricky Nolasco	51	Ichiro Suzuki	199	Ichiro Suzuki	23	Greg Dobbs
46	Juan Pierre	44	Alex Arias	144	Alex Arias		Lenny Harris
33	A.J. Burnett	35	Lenny Harris	129	Greg Dobbs	22	Alex Arias
32	Josh Johnson	32	Greg Dobbs	124	Lenny Harris	20	Ichiro Suzuki
30	Edgar Rentería	22	John Cangelosi	104	John Cangelosi	15	Ross Gload
29	Anibal Sánchez	21	Ross Gload	87	Kevin Millar		Kevin Millar
	Dontrelle Willis	19	Alfredo Amézcaga	82	Alfredo Amézcaga	13	Derek Dietrich
26	Ryan Dempster	18	Joe Borchard		Donovan Solano	12	Reed Johnson
	Tom Koehler	17	Three players tied	78	Joe Borchard	10	Seven players tied

* - Minimum 1,000 PA



MARLINS CAREER PITCHING LEADERS

WINS		EARNED RUN AVERAGE*		WINNING PERCENTAGE*		COMPLETE GAMES	
81	Ricky Nolasco	2.30	Kevin Brown	.691	José Fernández	15	Dontrelle Willis
68	Dontrelle Willis	2.58	José Fernández	.635	Kevin Brown	14	A.J. Burnett
56	Josh Johnson	2.78	AJ Ramos	.602	Josh Johnson	11	Kevin Brown
50	Brad Penny	3.15	Josh Johnson	.589	Carl Pavano		Liván Hernández
49	A.J. Burnett	3.23	Henderson Álvarez	.571	Adam Conley	9	Ricky Nolasco
44	Anibal Sánchez	3.41	Robb Nen	.557	Dontrelle Willis	7	Ryan Dempster
42	Ryan Dempster	3.46	Josh Beckett	.556	Robb Nen		Pat Rapp
41	Josh Beckett	3.59	Alex Fernández	.547	Josh Beckett	6	Alex Fernández
38	José Fernández	3.59	Mike Dunn	.543	Braden Looper		Anibal Sánchez
37	Pat Rapp	3.64	Carl Pavano	.538	Alex Fernández	5	Two players tied
STRIKEOUTS		SAVES		SHUTOUTS		INNINGS PITCHED	
1001	Ricky Nolasco	108	Robb Nen	8	A.J. Burnett	1225.2	Ricky Nolasco
832	Josh Johnson	102	Antonio Alfonseca		Dontrelle Willis	1022.2	Dontrelle Willis
757	Dontrelle Willis	94	Steve Cishek	5	Kevin Brown	916.2	Josh Johnson
753	A.J. Burnett	92	Juan Carlos Oviedo*	4	Henderson Álvarez	853.2	A.J. Burnett
676	Anibal Sánchez		AJ Ramos		Ricky Nolasco	807.2	Brad Penny
628	Ryan Dempster	61	Kevin Gregg		Pat Rapp	794.1	Anibal Sánchez
607	Josh Beckett	51	Bryan Harvey		Anibal Sánchez	767.1	Tom Koehler
589	José Fernández	47	Armando Benítez	3	Chris Hammond	759.2	Ryan Dempster
586	Tom Koehler	46	Braden Looper	2	Seven players tied	665.2	Pat Rapp
583	Brad Penny	40	Todd Jones			609.0	Josh Beckett
GAMES		GAMES STARTED		GAMES FINISHED		QUALITY STARTS	
405	Mike Dunn	197	Ricky Nolasco	215	Robb Nen	110	Ricky Nolasco
368	Braden Looper	162	Dontrelle Willis	193	Antonio Alfonseca	99	Josh Johnson
325	AJ Ramos	144	Josh Johnson	191	Steve Cishek	95	Dontrelle Willis
307	Antonio Alfonseca	134	Brad Penny	175	AJ Ramos	80	A.J. Burnett
284	Steve Cishek	132	Tom Koehler	170	Braden Looper	75	Anibal Sánchez
271	Vic Darenbourg		Anibal Sánchez	142	Juan Carlos Oviedo*	68	Brad Penny
269	Robb Nen	131	A.J. Burnett	116	Kevin Gregg	64	Ryan Dempster
244	Renyel Pinto	121	Ryan Dempster	70	Matt Lindstrom		Tom Koehler
235	Armando Almanza	115	Pat Rapp	66	Armando Benítez	60	Josh Beckett
213	Ricky Nolasco	103	Josh Beckett		Jay Powell	58	Pat Rapp
HOLDS		LOSSES		RUNS ALLOWED		EARNED RUNS ALLOWED	
104	Mike Dunn	72	Ricky Nolasco	650	Ricky Nolasco	604	Ricky Nolasco
58	Braden Looper	54	Dontrelle Willis	476	Dontrelle Willis	430	Dontrelle Willis
57	Kyle Barraclough	53	Tom Koehler	415	Ryan Dempster	392	Ryan Dempster
53	Renyel Pinto	50	A.J. Burnett	404	Brad Penny	378	Tom Koehler
48	Taylor Tankersley	45	Anibal Sánchez	403	Tom Koehler	370	Brad Penny
46	Armando Almanza	43	Ryan Dempster	395	A.J. Burnett	354	A.J. Burnett
43	David Phelps		Brad Penny	363	Anibal Sánchez	331	Anibal Sánchez
41	Matt Lindstrom		Pat Rapp	347	Scott Olsen	321	Josh Johnson
	Yorkis Perez	39	Chris Volstad	346	Josh Johnson	309	Pat Rapp
40	Vic Darenbourg	37	Two players tied	342	Pat Rapp	298	Two players tied
HITS ALLOWED		HOME RUNS ALLOWED		OPP BATTING AVERAGE*		BASES ON BALLS	
1302	Ricky Nolasco	147	Ricky Nolasco	.196	AJ Ramos	395	Ryan Dempster
1046	Dontrelle Willis	94	Dontrelle Willis	.209	José Fernández	377	A.J. Burnett
822	Josh Johnson	93	Tom Koehler	.230	A.J. Burnett	344	Dontrelle Willis
804	Brad Penny	90	Ryan Dempster	.231	Kevin Brown	326	Pat Rapp
772	Ryan Dempster	87	Scott Olsen	.232	Al Leiter	316	Tom Koehler
769	Anibal Sánchez	80	Brad Penny	.234	Josh Beckett	308	Josh Johnson
755	Tom Koehler	73	Jesús Sánchez	.236	Mike Dunn	305	Anibal Sánchez
719	A.J. Burnett	72	Chris Volstad	.238	Robb Nen	285	Ricky Nolasco
696	Pat Rapp	71	Anibal Sánchez	.242	Josh Johnson	272	Brad Penny
619	Chris Volstad	66	A.J. Burnett	.250	Alex Fernández	270	Al Leiter
STRIKEOUT/WALK RATIO*		BASERUNNERS PER 9.0 IP*		HIT BATSMEN		WILD PITCHES	
4.21	José Fernández	9.74	José Fernández	52	Dontrelle Willis	44	A.J. Burnett
3.68	Kevin Brown	10.14	Kevin Brown	37	Ryan Dempster	36	Pat Rapp
3.51	Ricky Nolasco	11.31	Josh Johnson	36	Ricky Nolasco	34	Ricky Nolasco
2.79	Carl Pavano	11.33	Alex Fernández	31	A.J. Burnett	29	Josh Johnson
2.72	Josh Beckett	11.36	Josh Beckett	30	Kevin Brown	26	Dontrelle Willis
2.71	Robb Nen	11.47	AJ Ramos	29	Al Leiter	23	Tom Koehler
2.70	Josh Johnson	11.48	Henderson Álvarez	28	Tom Koehler		Anibal Sánchez
2.64	Henderson Álvarez	11.60	Carl Pavano	27	Anibal Sánchez	22	Josh Beckett
2.40	Nathan Eovaldi	11.61	Robb Nen	23	José Ureña		Ryan Dempster
2.39	Alex Fernández	11.88	A.J. Burnett	22	Three players		Scott Olsen

* - Pitched as Leo Nuñez from 2009-11

- Minimum 300.0 IP

FRONT OFFICE

FIELD AND
CLUBHOUSE STAFF

PLAYERS

2017 IN REVIEW

CLUB HISTORY

POSTSEASON HISTORY

PLAYER DEVELOPMENT

2018 OPPONENTS

GENERAL INFORMATION

211



MARLINS SINGLE-SEASON BATTING LEADERS

GAMES		BATTING AVERAGE*		RUNS		HITS	
162	Jeff Conine 1993	.342	Hanley Ramirez 2009	125	Hanley Ramirez 2007	221	Juan Pierre 2004
	Derrek Lee 2002	.339	Miguel Cabrera 2006		Hanley Ramirez 2008	212	Hanley Ramirez 2007
	Juan Pierre 2003	.334	Luis Castillo 2000	123	Cliff Floyd 2001	205	Dee Gordon 2015
	Juan Pierre 2004	.333	Dee Gordon 2015		Giancarlo Stanton 2017	204	Juan Pierre 2003
	Juan Pierre 2005	.332	Hanley Ramirez 2007	119	Hanley Ramirez 2006	201	Dee Gordon 2017
161	Gary Sheffield 1996	.326	Juan Pierre 2004	118	Gary Sheffield 1996	198	Miguel Cabrera 2005
	Preston Wilson 2000	.323	Miguel Cabrera 2005	114	Dee Gordon 2017	197	Hanley Ramirez 2009
160	Four times	.321	Chris Coghlan 2009	113	Dan Uggla 2007	195	Miguel Cabrera 2006
		.320	Miguel Cabrera 2007	112	Miguel Cabrera 2006	191	Marcell Ozuna 2017
		.319	Jeff Conine 1994	106	Miguel Cabrera 2005	188	Miguel Cabrera 2007
SINGLES		DOUBLES		TRIPLES		HOME RUNS	
184	Juan Pierre 2004	50	Miguel Cabrera 2006	13	Juan Pierre 2005	59	Giancarlo Stanton 2017
170	Dee Gordon 2017	49	Dan Uggla 2007	12	Juan Pierre 2004	42	Gary Sheffield 1996
169	Dee Gordon 2015	48	Hanley Ramirez 2007		José Reyes 2012	37	Giancarlo Stanton 2012
168	Juan Pierre 2003	46	Hanley Ramirez 2006	11	Hanley Ramirez 2006		Giancarlo Stanton 2014
160	Luis Castillo 2002	45	Cliff Floyd 1998	10	Luis Castillo 2001		Marcell Ozuna 2017
158	Luis Castillo 2000	44	Cliff Floyd 2001		Adeiny Hechavarria 2014	34	Miguel Cabrera 2007
156	Luis Castillo 2003		Mike Lowell 2002	9	Mark Kotsay 1999		Giancarlo Stanton 2011
147	Juan Pierre 2005		Mike Lowell 2004		Alfredo Amézaga 2007	33	Five times
143	Three times	43	Miguel Cabrera 2005	8	Dee Gordon 2017		
			Two times		Four times		
RUNS BATTED IN		TOTAL BASES		ON-BASE PERCENTAGE*		SLUGGING PERCENTAGE*	
132	Giancarlo Stanton 2017	377	Giancarlo Stanton 2017	.465	Gary Sheffield 1996	.631	Giancarlo Stanton 2017
124	Marcell Ozuna 2017	359	Hanley Ramirez 2007	.430	Miguel Cabrera 2006	.624	Gary Sheffield 1996
121	Preston Wilson 2000	344	Miguel Cabrera 2005	.424	Gary Sheffield 1997	.584	Gary Sheffield 1994
120	Gary Sheffield 1996	336	Marcell Ozuna 2017	.418	Luis Castillo 2000	.582	Carlos Delgado 2005
119	Miguel Cabrera 2007	332	Miguel Cabrera 2007	.410	Hanley Ramirez 2009	.578	Cliff Floyd 2001
116	Miguel Cabrera 2005	327	Miguel Cabrera 2006	.401	Miguel Cabrera 2007	.568	Miguel Cabrera 2006
115	Moises Alou 1997	324	Gary Sheffield 1996	.400	Hanley Ramirez 2008	.565	Miguel Cabrera 2007
	Carlos Delgado 2005	321	Cliff Floyd 2001	.399	Carlos Delgado 2005	.562	Hanley Ramirez 2007
114	Miguel Cabrera 2006	318	Hanley Ramirez 2008	.395	Giancarlo Stanton 2014	.561	Miguel Cabrera 2005
112	Miguel Cabrera 2004	313	Hanley Ramirez 2009	.392	Jerry Browne 1994	.555	Giancarlo Stanton 2014
STRIKEOUTS		BASES ON BALLS		AT-BATS		EXTRA-BASE HITS	
187	Preston Wilson 2000	142	Gary Sheffield 1996	678	Juan Pierre 2004	91	Giancarlo Stanton 2014
171	Dan Uggla 2008	121	Gary Sheffield 1997	668	Juan Pierre 2003	83	Hanley Ramirez 2007
170	Giancarlo Stanton 2014	98	Derrek Lee 2002	656	Juan Pierre 2005		Dan Uggla 2007
167	Dan Uggla 2007	94	Giancarlo Stanton 2014	653	Dee Gordon 2017	79	Cliff Floyd 2001
166	Giancarlo Stanton 2011	92	Hanley Ramirez 2008	642	José Reyes 2012	78	Miguel Cabrera 2005
164	Derrek Lee 2002		Dan Uggla 2009	639	Hanley Ramirez 2007		Miguel Cabrera 2006
	Marcell Ozuna 2014	88	Derrek Lee 2003	633	Hanley Ramirez 2006	77	Carlos Delgado 2005
163	Giancarlo Stanton 2017	86	Miguel Cabrera 2006	632	Dan Uggla 2007	76	Gary Sheffield 1996
156	Preston Wilson 1999	85	Giancarlo Stanton 2017	628	Jorge Cantú 2008	74	Hanley Ramirez 2006
150	Dan Uggla 2009	80	Two times	617	Edgar Rentería 1997		Miguel Cabrera 2007
MULTI-HIT GAMES		STOLEN BASES		GRAND SLAMS		SACRIFICE FLIES	
70	Juan Pierre 2004	65	Juan Pierre 2003	3	Bobby Bonilla 1997	12	Jeff Conine 1995
63	Miguel Cabrera 2006	62	Luis Castillo 2000		Jeff Conine 2004	11	Mike Lowell 2000
62	Hanley Ramirez 2007	60	Dee Gordon 2017		Hanley Ramirez 2009		Mike Lowell 2002
60	Juan Pierre 2003	58	Chuck Carr 1993		Cody Ross 2009		Dan Uggla 2007
	Marcell Ozuna 2017		Dee Gordon 2015	2	15 Times	10	Mike Lowell 2001
59	Dee Gordon 2015	57	Juan Pierre 2005			9	Devon White 1996
	Dee Gordon 2017	56	Quilvio Veras 1995				Mark Kotsay 1999
57	Miguel Cabrera 2005	51	Hanley Ramirez 2006				Cliff Floyd 2000
56	Miguel Cabrera 2007		Hanley Ramirez 2007				Mike Lowell 2005
	Hanley Ramirez 2009	50	Luis Castillo 1999			8	Seven times
SACRIFICE HITS		PINCH HITS		PINCH-HIT AT-BATS		PINCH-HIT RBI	
19	Edgar Rentería 1997	27	Ichiro Suzuki 2017	100	Ichiro Suzuki 2017	15	Ross Gload 2009
18	Luis Castillo 2005	21	Ross Gload 2009	67	Reed Johnson 2014	13	Lenny Harris 2005
17	Omar Infante 2011	19	Lenny Harris 2005	66	Ross Gload 2009	12	Wes Helms 2009
16	Ryan Dempster 2001	17	Wes Helms 2009	65	Tim Raines 2002		Reed Johnson 2014
15	Luis Castillo 2003	16	Reed Johnson 2014	61	Lenny Harris 2005	10	Bruce Aven 1999
	Juan Pierre 2003	15	Ichiro Suzuki 2016	59	John Cangelosi 1998		Wes Helms 2006
	Juan Pierre 2004	14	John Cangelosi 1998	57	Ichiro Suzuki 2016		Jason Wood 2007
12	Tom Koehler 2015		Tim Raines 2002	56	Greg Briley 1993		Ichiro Suzuki 2017
			Wes Helms 2006		Joe Orsulak 1996	9	Six times
11	Three times		Tyler Moore 2017	55	Lenny Harris 2004		

* - Qualified players only



MARLINS SINGLE-SEASON PITCHING LEADERS

WINS		EARNED RUN AVERAGE*		COMPLETE GAMES		WINNING PERCENTAGE*					
22	Dontrelle Willis	2005	1.89	Kevin Brown	1996	9	Liván Hernández	1998	.750	Josh Johnson	2009
18	Carl Pavano	2004	2.19	José Fernández	2013	7	A.J. Burnett	2002	.700	Dontrelle Willis	2003
17	Kevin Brown	1996	2.30	Josh Johnson	2010		Dontrelle Willis	2005	.692	Carl Pavano	2004
	Alex Fernández	1997	2.63	Dontrelle Willis	2005	6	Kevin Brown	1997	.688	Dontrelle Willis	2005
16	Al Leiter	1996	2.65	Henderson Álvarez	2014	5	Kevin Brown	1996	.667	Pat Rapp	1995
	Kevin Brown	1997	2.69	Kevin Brown	1997		Alex Fernández	1997		Kevin Brown	1997
	José Fernández		2.86	José Fernández	2016	4	John Burkett	1995		José Fernández	2013
15	Four Times		2.93	Al Leiter	1996		A.J. Burnett	2005		José Fernández	2016
			3.00	Carl Pavano	2004		Dontrelle Willis	2006		José Ureña	2017
			3.23	Josh Johnson	2009	3	Eight times		.652	Two times	
STRIKEOUTS		SAVES		SAVE PERCENTAGE		SHUTOUTS					
253	José Fernández	2016	47	Armando Benítez	2004	100.0	Robb Nen	1994	5	A.J. Burnett	2002
209	Ryan Dempster	2000	45	Bryan Harvey	1993	94.4	Steve Cishek	2013		Dontrelle Willis	2005
205	Kevin Brown	1997		Antonio Alfonseca	2000	93.0	AJ Ramos	2016	3	Kevin Brown	1996
203	A.J. Burnett	2002	40	Todd Jones	2005	92.2	Armando Benítez	2004		Henderson Álvarez	2014
202	Anibal Sánchez	2011		AJ Ramos	2016	91.8	Bryan Harvey	1993	2	10 times	
200	Al Leiter	1996	39	Steve Cishek	2014	91.8	Antonio Alfonseca	2000			
198	A.J. Burnett	2005	36	Joe Borowski	2006	90.9	AJ Ramos	2016			
195	Ricky Nolasco	2009		Juan Carlos Oviedo [^]	2011	90.7	Steve Cishek	2014			
191	Josh Johnson	2009	35	Robb Nen	1996	88.9	Todd Jones	2005			
187	José Fernández	2013		Robb Nen	1997		Kevin Gregg	2007			
INNINGS PITCHED		GAMES		GAMES STARTED		QUALITY STARTS					
237.1	Kevin Brown	1997	78	Braden Looper	2002	35	Dontrelle Willis	2007	27	Kevin Brown	1997
236.1	Dontrelle Willis	2005	77	Vladimir Núñez	2002	34	Charlie Hough	1993	25	Kevin Brown	1996
234.1	Liván Hernández	1998	75	Robb Nen	1996		Ryan Dempster	2001		Dontrelle Willis	2005
233.0	Kevin Brown	1996		Juan Carlos Oviedo [^]	2009		Dontrelle Willis	2005	24	Al Leiter	1996
226.1	Ryan Dempster	2000		Mike Dunn	2013		Dontrelle Willis	2006	23	Carl Pavano	2004
223.1	Dontrelle Willis	2006		Mike Dunn	2014	33	12 Times			A.J. Burnett	2005
222.1	Carl Pavano	2004		Kyle Barraclough	2016					Ricky Nolasco	2008
220.2	Alex Fernández	1997	74	Jay Powell	1997					Josh Johnson	2009
215.1	Al Leiter	1996		Braden Looper	2003					Josh Johnson	2010
212.1	Ricky Nolasco	2008		Kevin Gregg	2007				22	Two Times	
HOLDS		LOSSES		RUNS ALLOWED		HITS ALLOWED					
29	Kyle Barraclough	2016	17	Jack Armstrong	1993	134	Scott Olsen	2007	265	Liván Hernández	1998
25	David Phelps	2016	16	Charlie Hough	1993	133	Liván Hernández	1998	244	Ricky Nolasco	2011
24	Jay Powell	1997		Pat Rapp	1996	131	Dontrelle Willis	2007	241	Dontrelle Willis	2007
23	Mike Dunn	2015		Dennis Springer	1999	123	Ryan Dempster	2001	234	Dontrelle Willis	2006
22	Taylor Tankersley	2006	15	Brian Meadows	1999	121	Dennis Springer	1999	231	Dennis Springer	1999
	Clay Hensley	2010		Scott Olsen	2007	118	Jesús Sánchez	2000	226	Scott Olsen	2007
	Mike Dunn	2014		Dontrelle Willis	2007	117	Brian Meadows	1999	223	Nathan Eovaldi	2014
	Kyle Barraclough	2017	14	Four times			Ricky Nolasco	2011	222	Brian Meadows	1998
21	AJ Ramos	2014				111	Ricky Nolasco	2009	218	Ryan Dempster	2001
20	Dan Meyer	2009				109	Charlie Hough	1993	214	Three times	
HOME RUNS ALLOWED		BASES ON BALLS		OPP. BATTING AVERAGE*		STRIKEOUTS PER 9.0 IP*					
37	Liván Hernández	1998	119	Al Leiter	1996	.182	José Fernández	2013	12.49	José Fernández	2016
32	Jesús Sánchez	2000	112	Ryan Dempster	2001	.202	Al Leiter	1996	9.75	José Fernández	2013
31	Brian Meadows	1999	104	Liván Hernández	1998	.209	A.J. Burnett	2002	9.49	Ricky Nolasco	2009
	Dan Straily	2017	97	Ryan Dempster	2000	.220	Kevin Brown	1996	9.26	Anibal Sánchez	2011
30	Ryan Dempster	2000	93	Ryan Dempster	1999	.224	José Fernández	2016	9.11	Josh Johnson	2010
	Scott Olsen	2008	91	Pat Rapp	1996	.229	Josh Johnson	2010	8.94	A.J. Burnett	2002
29	Jack Armstrong	1993		Al Leiter	1997	.231	A.J. Burnett	2001	8.53	A.J. Burnett	2005
	Scott Olsen	2007		Jesús Sánchez	1998	.234	Josh Beckett	2005	8.42	Dan Straily	2000
	Dontrelle Willis	2007	90	A.J. Burnett	2002	.237	Josh Johnson	2009	8.36	Josh Beckett	2005
	Chris Volstad	2009	87	Two times			A.J. Burnett	2005	8.36	Al Leiter	1996
WALKS PER 9.0 IP*		STRIKEOUT/WALK RATIO*		HIT BATSMEN		WILD PITCHES					
1.27	Kevin Brown	1996	4.82	Kevin Brown	1996	19	Dontrelle Willis	2006	15	Matt Clement	2001
1.59	Henderson Álvarez	2014	4.60	José Fernández	2016	16	Kevin Brown	1996	14	A.J. Burnett	2002
1.78	Mark Buehrle	2012	4.43	Ricky Nolasco	2009	15	Matt Clement	2001	13	Pat Rapp	1996
	Ricky Nolasco	2008		Ricky Nolasco	2008		Julián Tavárez	2002	12	A.J. Burnett	2005
1.92	Ricky Nolasco	2011	3.88	Josh Johnson	2010	14	Kevin Brown	1997	11	Charlie Hough	1993
1.94	Nathan Eovaldi	2011	3.36	Ricky Nolasco	2011		Byung-Hyun Kim	2007		Jacob Turner	2013
1.98	Carl Pavano	2004		Henderson Álvarez	2014		Dontrelle Willis	2007	10	Five Times	
2.09	Dontrelle Willis	2005	3.30	Nathan Eovaldi	2014	12	Al Leiter	1997			
2.14	Ricky Nolasco	2009	3.29	Josh Johnson	2009	11	Three times				
2.19	Carl Pavano	2003	3.24	Javier Vázquez	2011						

[^] - Pitched as Leo Núñez from 2009-11

* - Minimum 162.0 IP

FRONT OFFICE

FIELD AND CLUBHOUSE STAFF

PLANNERS

2017 IN REVIEW

CLUB HISTORY

POSTSEASON HISTORY

PLAYER DEVELOPMENT

2018 OPPONENTS

GENERAL INFORMATION



YEAR-BY-YEAR/POSITIONAL LEADERS

BATTING

YEAR	BATTING AVERAGE	HOME RUNS	RUNS BATTED IN	STOLEN BASES
1993	J. Conine, .292	O. Destrade, 20	O. Destrade, 87	C. Carr, 58
1994	J. Conine, .319	G. Sheffield, 27	J. Conine, 82	C. Carr, 32
1995	J. Conine, .302	J. Conine, 25	J. Conine, 105	Q. Veras, 56
1996	G. Sheffield, .314	G. Sheffield, 42	G. Sheffield, 120	D. White, 22
1997	B. Bonilla, .297	M. Alou, 23	M. Alou, 115	E. Rentería, 32
1998	E. Rentería, .282	C. Floyd, 22	C. Floyd, 90	E. Rentería, 41
1999	L. Castillo, .302	P. Wilson, 26	P. Wilson, 71	L. Castillo, 50
2000	L. Castillo, .334	P. Wilson, 31	P. Wilson, 121	L. Castillo, 62
2001	C. Floyd, .317	C. Floyd, 31	C. Floyd, 103	L. Castillo, 33
2002	L. Castillo, .305	D. Lee, 27	M. Lowell, 92	L. Castillo, 48
2003	L. Castillo, .314	M. Lowell, 32	M. Lowell, 105	J. Pierre, 65
2004	J. Pierre, .326	M. Cabrera, 33	M. Cabrera, 112	J. Pierre, 45
2005	M. Cabrera, .323	M. Cabrera/C. Delgado, 33	M. Cabrera, 116	J. Pierre, 57
2006	M. Cabrera, .339	D. Ugglá, 27	M. Cabrera, 114	H. Ramírez, 51
2007	H. Ramírez, .332	M. Cabrera, 34	M. Cabrera, 119	H. Ramírez, 51
2008	H. Ramírez, .301	H. Ramírez, 33	J. Cantú, 95	H. Ramírez, 35
2009	H. Ramírez, .342	D. Ugglá, 31	H. Ramírez, 106	H. Ramírez, 27
2010	H. Ramírez, .300	D. Ugglá, 33	D. Ugglá, 105	H. Ramírez, 32
2011	E. Bonifacio, .296	G. Stanton, 34	G. Stanton, 87	E. Bonifacio, 40
2012	J. Reyes, .287	G. Stanton, 37	G. Stanton, 86	J. Reyes, 40
2013	C. Yelich, .288	G. Stanton, 24	G. Stanton, 62	J. Pierre, 23
2014	G. Stanton, .288	G. Stanton, 37	G. Stanton, 105	C. Yelich, 21
2015	D. Gordon, .333	G. Stanton, 27	J. Bour, 73	D. Gordon, 58
2016	M. Prado, .305	G. Stanton, 27	C. Yelich, 98	D. Gordon, 30
2017	M. Ozuna, .312	G. Stanton, 59	G. Stanton, 124	D. Gordon, 60

PITCHING

YEAR	WINS	ERA	INNINGS PITCHED	STRIKEOUTS
1993	C. Hammond, 11	C. Hough, 4.27	C. Hough, 204.1	C. Hough, 126
1994	D. Weathers, 8	P. Rapp, 3.85	D. Weather, 135.0	P. Rapp, 75
1995	J. Burkett/P. Rapp, 14	P. Rapp, 3.44	J. Burkett, 188.1	J. Burkett/C. Hammond, 126
1996	K. Brown, 17	K. Brown, 1.89	K. Brown, 233.0	A. Leiter, 200
1997	A. Fernández, 17	K. Brown, 2.69	K. Brown, 237.1	K. Brown, 205
1998	B. Meadows, 11	J. Sánchez, 4.47	L. Hernández, 234.1	L. Hernández, 162
1999	B. Meadows, 11	D. Springer, 4.86	D. Springer, 196.1	R. Dempster, 126
2000	R. Dempster, 14	R. Dempster, 3.66	R. Dempster, 226.1	R. Dempster, 209
2001	R. Dempster, 15	B. Penny, 3.69	R. Dempster, 211.1	R. Dempster, 171
2002	A. Burnett, 12	A. Burnett, 3.30	A. Burnett, 204.1	A. Burnett, 203
2003	Penny/Redman/Willis, 14	M. Redman, 3.59	C. Pavano, 201.0	J. Beckett, 152
2004	C. Pavano, 18	C. Pavano, 3.00	C. Pavano, 222.1	J. Beckett, 152
2005	D. Willis, 22	D. Willis, 2.63	D. Willis, 236.1	A. Burnett, 198
2006	Johnson/Olsen/Willis, 12	D. Willis, 3.84	D. Willis, 223.1	S. Olsen, 166
2007	Olsen/Willis, 10	D. Willis, 5.17	D. Willis, 205.1	D. Willis, 146
2008	R. Nolasco, 15	R. Nolasco, 3.52	R. Nolasco, 212.1	R. Nolasco, 186
2009	J. Johnson, 15	J. Johnson, 3.23	J. Johnson, 209.0	R. Nolasco, 195
2010	R. Nolasco, 14	J. Johnson, 2.30	A. Sánchez, 195.0	J. Johnson, 186
2011	J. Vázquez, 13	A. Sánchez, 3.67	R. Nolasco, 206.0	A. Sánchez, 202
2012	M. Buehrle, 13	M. Buehrle, 3.74	M. Buehrle, 202.1	J. Johnson, 165
2013	J. Fernández, 12	J. Fernández, 2.19	J. Fernández, 172.2	J. Fernández, 187
2014	H. Álvarez, 12	H. Álvarez, 2.65	N. Eovaldi, 199.2	T. Koehler, 153
2015	T. Koehler, 11	T. Koehler, 4.08	T. Koehler, 187.1	T. Koehler, 157
2016	J. Fernández, 16	J. Fernández, 2.86	J. Fernández, 182.1	J. Fernández, 253
2017	J. Ureña, 14	J. Ureña, 3.82	D. Straily, 181.2	D. Straily, 170

FRONT OFFICE
 FIELD AND CLUBHOUSE STAFF
 PLAYERS
 2017 IN REVIEW
CLUB HISTORY
 POSTSEASON HISTORY
 PLAYER DEVELOPMENT
 2018 OPPONENTS
 GENERAL INFORMATION



MARLINS LEADERS BY POSITION

CAREER GAMES

SP	Ricky Nolasco	197
RP	Mike Dunn	405
C	Charles Johnson	582
1B	Derrek Lee	818
2B	Luis Castillo	1114
3B	Mike Lowell	939
SS	Álex González	880
OF	Giancarlo Stanton	943
OF	Jeff Conine	651
OF	Marcell Ozuna	637

HITS

P	Dontrelle Willis	23	2005
C	Iván Rodríguez	150	2003
1B	Derrek Lee (2x)	157	'01/'02
2B	Dee Gordon	205	2015
3B	Miguel Cabrera	193	2006
SS	Hanley Ramírez	209	2007
OF	Juan Pierre	221	2004
OF	Juan Pierre	204	2003
OF	Marcell Ozuna	189	2017

DOUBLES

P	Alex Fernández	6	1997
C	Iván Rodríguez	35	2003
1B	Carlos Delgado	41	2005
2B	Dan Uggla	48	2007
3B	Miguel Cabrera	49	2006
SS	Hanley Ramírez	47	2007
OF	Cliff Floyd	44	2001
OF	Cliff Floyd	44	1998
OF	Miguel Cabrera	38	2005
	Christian Yelich	38	2017

TRIPLES

P	Dontrelle Willis	3	2007
C	J.T. Realmuto	7	2015
1B	Derrek Lee	7	2002
2B	Luis Castillo	10	2001
3B	Emilio Bonifacio	4	2009
SS	José Reyes	12	2012
OF	Juan Pierre	13	2005
OF	Juan Pierre	12	2004
OF	Mark Kotsay	8	1999

HOME RUNS

P	Josh Johnson	3	2009
	Dontrelle Willis	3	2006
	Alex Fernández	3	1999
C	Charles Johnson	19	1997
1B	Carlos Delgado	32	2005
2B	Dan Uggla	33	2010
3B	Miguel Cabrera	32	2007
SS	Hanley Ramírez	33	2008
OF	Giancarlo Stanton	57	2017
OF	Gary Sheffield	42	1996
OF	Three times (last, Ozuna)	37	2017

RUNS BATTED IN

P	Dontrelle Willis	11	2005
C	Iván Rodríguez	82	2003
1B	Carlos Delgado	108	2005
2B	Dan Uggla	105	2010
3B	Miguel Cabrera (2x)	114	'06/'07
SS	Hanley Ramírez	105	2009
OF	Giancarlo Stanton	127	2017
OF	Marcell Ozuna	122	2017
OF	Preston Wilson	121	2000

MARLINS BEST RECORDS

AT HOME

WINS	YEAR	PERCENTAGE	YEAR
53	2003	.654 (53-28)	2003
52	1997	.642 (52-29)	1996
	1996	.642 (52-29)	1997
46	2002	.575 (46-34)	2001
	2001	.568 (46-35)	2002

ON ROAD

WINS	YEAR	PERCENTAGE	YEAR
44	2009	.543 (44-37)	2009
41	2011	.500 (41-41)	2004
	2004	.494 (40-41)	1997
40	1997	.488 (41-43)	2011
39	2016/'10/'08	.488 (39-41)	2008

VS. NL EAST

WINS	YEAR	PERCENTAGE	YEAR
48	2003	.632 (48-28)	2003
43	2004	.583 (42-30)	2009
42	2009	.566 (43-33)	2004
40	2008	.563 (40-31)	2008
37	2010	.560 (28-22)	2000

VS. NL CENTRAL

WINS	YEAR	PERCENTAGE	YEAR
34	1997	.618 (34-21)	1997
33	1996	.618 (21-13)	2016
27	1995	.564 (22-17)	2006
26	2000	.550 (33-27)	1996
22	2006	.531 (26-23)	2000

VS. NL WEST

WINS	YEAR	PERCENTAGE	YEAR
34	1993	.633 (19-11)	1994
22	1996	.625 (20-12)	2016
21	1997	.594 (19-13)	2017
20	2016/'08	.581 (18-13)	2005
19	2017/'12/1999/'94	.563 (18-14)	2004

VS. AMERICAN LEAGUE

WINS	YEAR	PERCENTAGE	YEAR
13	2014	.800 (12-3)	1997
12	2001	.667 (12-6)	2001
	1997	.667 (10-5)	2005
11	1999	.650 (13-7)	2014
10	2009/'05/'02	.611 (11-7)	1999

VS. LEFTHANDERS

WINS	YEAR	PERCENTAGE	YEAR
34	2010	.711 (27-11)	2003
27	2003	.694 (34-15)	2010
25	2004	.647 (22-12)	1996
24	2012	.632 (24-14)	1996
	1996	.568 (21-16)	2005

VS. RIGHTEANDERS

WINS	YEAR	PERCENTAGE	YEAR
74	1997	.574 (74-55)	1997
64	2003/'17	.541 (40-34)	1994
62	2005	.521 (61-56)	2008
	2000	.516 (64-60)	2003
61	2008/'01	.509 (58-56)	2006

DURING DAY

WINS	YEAR	PERCENTAGE	YEAR
31	2004	.633 (31-18)	2004
26	1997	.581 (25-18)	2008
25	2008	.556 (25-20)	2000
	2000	.535 (23-20)	2001
24	2005	.533 (24-21)	2005

AT NIGHT

WINS	YEAR	PERCENTAGE	YEAR
72	2003	.611 (66-42)	1997
66	1997	.600 (72-48)	2003
65	2009	.551 (65-53)	2009
62	1996	.549 (62-51)	1996
59	2010/'08/'05	.513 (58-55)	2014

IN ONE-RUN GAMES

WINS	YEAR	PERCENTAGE	YEAR
35	2014	.639 (23-13)	1994
32	2000	.615 (32-20)	2000
	1997	.600 (30-20)	2009
31	1998	.593 (32-22)	1997
30	2009/'03	.566 (30-23)	2003

IN TWO-RUN GAMES

WINS	YEAR	PERCENTAGE	YEAR
19	1993	.684 (13-6)	2003
17	2000	.583 (14-10)	2005
16	2008	.576 (19-14)	1993
15	2004/1999/'97	.542 (13-11)	2001
		.536 (15-13)	1997

FRONT OFFICE
FIELD AND
CLUBHOUSE STAFF

PLAYERS
2017 IN REVIEW

CLUB HISTORY

POSTSEASON HISTORY

PLAYER DEVELOPMENT

2018 OPPONENTS

GENERAL INFORMATION



MARLINS BEST RECORDS

IN EXTRA-INNINGS

WINS	YEAR	PERCENTAGE	YEAR
12	2012	.833 (5-1)	1994
9	2014/'08/'00	.706 (12-5)	2012
	1997/'96	.667 (6-3)	2015
		.643 (9-5)	97/'00/'08

ON GRASS

WINS	YEAR	PERCENTAGE	YEAR
84	2009	.568 (75-57)	1997
83	2008	.566 (81-62)	2003
81	2003	.538 (84-72)	2009
80	2005	.525 (83-75)	2008
78	2006	.519 (68-63)	1996

ON TURF

WINS	YEAR	PERCENTAGE	YEAR
17	1997	1.000 (3-0)	2007/'05
16	2000	1.000 (2-0)	2016/'14
15	1995	.667 (4-2)	2010
13	2002	.583 (7-5)	2004
12	1999/'96	.571 (16-12)	2000

IN SHUTOUTS

WINS	YEAR	PERCENTAGE	YEAR
17	2010	.667 (16-8)	2014
16	2014	.654 (17-9)	2010
15	2005	.652 (15-8)	2005
14	2004	.636 (14-8)	2004
13	2003/'96	.583 (7-5)	2017

MARCH/APRIL

WINS	YEAR	PERCENTAGE	YEAR
16	2011	.652 (15-8)	2004
15	2008/'04/1997	.640 (16-9)	2011
14	2009/'05/'03	.636 (14-8)	2009/'05
		.600 (15-10)	1997
		.556 (15-12)	2008

MAY

WINS	YEAR	PERCENTAGE	YEAR
21	2012	.724 (21-8)	2012
16	2008	.593 (16-11)	2008/1997/'96
	1997	.536 (15-13)	FOUR TIMES
	1996	.517 (15-14)	2016/'10
15	SIX TIMES	.483 (14-15)	2007

JUNE

WINS	YEAR	PERCENTAGE	YEAR
18	2006	.720 (18-7)	2006
17	2009	.607 (17-11)	2009/1997
	1997	.600 (15-10)	2013
16	2003	.593 (16-11)	2003
	2001	.577 (15-11)	2002/'00

JULY

WINS	YEAR	PERCENTAGE	YEAR
17	2011/'03	.708 (17-7)	2003
16	2016/'10	.630 (17-10)	2011
15	2008	.615 (16-10)	2016/'10
14	FIVE TIMES	.583 (14-10)	2009
		.556 (15-12)	2008

AUGUST

WINS	YEAR	PERCENTAGE	YEAR
19	1997	.655 (19-10)	1997
17	2017	.615 (16-10)	2004
	2005	.586 (17-12)	2017
	1995	.571 (16-12)	2006
16	2006	.567 (17-13)	1995
	2004		
	1996		

SEPTEMBER

WINS	YEAR	PERCENTAGE	YEAR
18	2003	.692 (18-8)	2003
17	2009	.625 (15-9)	2008
15	2008	.615 (16-10)	2015
	1996	.607 (17-11)	2009
16	2015	.577 (15-11)	1996

FIRST HALF

WINS	YEAR	PERCENTAGE	YEAR
50	2008	.581 (50-36)	1997
	1997	.534 (47-41)	2016
49	2003	.526 (50-45)	2008
47	2016	.516 (49-46)	2003
46	2009	.512 (44-42)	2005

SECOND HALF

WINS	YEAR	PERCENTAGE	YEAR
43	1995	.627 (42-25)	2003
42	2003	.569 (41-31)	2009
	1997	.566 (43-33)	1995
41	2009	.553 (42-34)	1997
40	2006/1996	.533 (40-35)	1996

SINGLE-SEASON CLUB BATTING

BATTING AVERAGE	.272	(2005)
RUNS SCORED	790	(2007)
HITS	1,504	(2007)
SINGLES	1,034	(1993)
DOUBLES	340	(2007)
TRIPLES	44	(1999, 2003)
HOME RUNS	208	(2008)
GRAND SLAMS	9	(1997)
RBI	749	(2007)
TOTAL BASES	2,523	(2007)
EXTRA-BASE HITS	579	(2007)
ON-BASE PERCENTAGE	.346	(1997)
SLUGGING PERCENTAGE	.448	(2007)
STOLEN BASES	177	(2002)
CAUGHT STEALING	74	(2003)
BASES ON BALLS	686	(1997)
STRIKEOUTS	1,419	(2014)
HIT BY PITCHES	82	(2007)
SACRIFICE HITS	89	(2011)
SACRIFICE FLIES	56	(1999)
PINCH HITS	67	(2009)
INFIELD HITS	191	(2000)
GROUNDED INTO DOUBLE PLAY	144	(2005)
LEFT ON BASE	1,248	(1997)

SINGLE-SEASON CLUB PITCHING

EARNED RUN AVERAGE	3.71	(2013)
WINS	92	(1997)
LOSSES	108	(1998)
WINNING PERCENTAGE	.568	(1997)
COMPLETE GAMES	14	(2005)
SHUTOUTS	17	(2010)
SAVES	55	(2016)
INNINGS PITCHED	1,460.0	(2013)
RUNS ALLOWED	923	(1998)
EARNED RUNS ALLOWED	834	(1998)
HOME RUNS ALLOWED	182	(1998)
BASES ON BALLS	715	(1998)
STRIKEOUTS	1,379	(2016)
BATTING AVERAGE AGAINST	.250	(1997)
HIT BATSMEN	76	(2007)
WILD PITCHES	85	(1993)
BALKS	20	(1993)
QUALITY STARTS	96	(1996)
BLOWN SAVES	29	(2016)



TEAM RECORDS

CLUB BATTING - GAME

At-Bats.....	69 - June 8, 2013 at New York-NL (20 innings)
At-Bats, Nine Innings.....	50 - April 5, 2003 at Atlanta
Runs.....	22 - July 26, 2017 at Texas (MIA 22, TEX 10)
Runs, Shutout.....	17 - September 17, 1995 at Colorado (FLA 17, COL 0)
Runs, Inning.....	10 (2x) - last, August 12, 2015 vs. Boston (6 th inning)
Runs, Extra-Inning.....	7 - June 10, 2002 at Kansas City (14 th inning)
Hits.....	25 - July 1, 2003 vs. Atlanta
Hits, Inning.....	10 (4x) - last, August 12, 2015 vs. Boston (6 th inning)
Fewest Hits.....	0 (3x) - last, September 28, 2014 at Washington (Jordan Zimmermann)
Consecutive Hits.....	9 - July 11, 2015 vs. Cincinnati (7 th inning)
Consecutive Batters Reaching Safely.....	11 - May 15, 1998 at St. Louis (1 st inning - 9 hits, 2 walks)
Doubles.....	8 (5x) - last, July 26, 2017 at Texas
Triples.....	4 - July 25, 1995 vs. San Francisco
Home Runs.....	6 - April 11, 2008 at Houston
Home Runs, Inning.....	4 - August 26, 1998 at St. Louis (9 th inning)
Home Runs, Pinch-Hit.....	2 - June 22, 2006 at Baltimore
Grand Slams.....	2 - April 28, 1997 vs. San Diego
Extra-Base Hits.....	14 - July 26, 2017 at Texas
Total Bases.....	46 - July 26, 2017 at Texas
Bases on Balls.....	16 - April 27, 2003 vs. St. Louis (20 innings)
Bases on Balls, Nine Innings.....	13 - April 28, 1997 vs. San Diego
Sacrifice Flies.....	3 (5x) - last, June 4, 2004 at New York-NL
Strikeouts.....	21 - September 10, 2000 vs. Arizona (12 innings)
Strikeouts, Nine Innings.....	17 (3x) - last, April 10, 2014 at Washington
Fewest Strikeouts.....	0 (3x) - last, May 31, 2003 vs. Cincinnati
Stolen Bases.....	10 - May 18, 2000 vs. San Diego
Stolen Bases, Inning.....	4 (6x) - last, April 18, 2003 at New York-NL (4 th inning)
Hit By Pitches.....	4 (3x) - last, May 5, 2013 at Philadelphia
Hit By Pitches, Inning.....	3 (3x) - last, September 28, 2007 at New York-NL (3 rd inning)
Double Plays Hit Into.....	5 (4x) - last, July 1, 2015 vs. San Francisco
Runners Left on Base.....	23 - September 4, 2011 vs. Philadelphia (14 innings)
Runners Left on Base, Nine Innings.....	17 (2x) - last, September 7, 2005 at Washington

CLUB PITCHING - GAME

Hits Allowed.....	28 - June 27, 2003 at Boston
Hits Allowed, Inning.....	13 - June 27, 2003 at Boston (1 st inning)
Runs Allowed.....	25 - June 27, 2003 at Boston (BOS 25, FLA 8)
Runs Allowed, Inning.....	14 - June 27, 2003 at Boston (1 st inning)
Runs Allowed Before One Out.....	10 - June 27, 2003 at Boston (by Pavano and Tejera)
Home Runs Allowed.....	6 (2x) - last, July 4, 2008 at Colorado
Home Runs Allowed, Inning.....	3 (14x) - last, April 17, 2008 vs. Atlanta (5 th inning)
Bases on Balls.....	17 - August 20, 1999 vs. Houston (16 innings)
Bases on Balls, Nine Innings.....	12 (2x) - last, September 19, 2010 vs. Chicago-NL
Bases on Balls, Inning.....	7 - October 5, 2001 at Atlanta (1 st inning)
Bases on Balls, Intentional.....	4 (7x) - last, May 16, 2011 at New York-NL
Strikeouts.....	22 - July 6, 2005 vs. Milwaukee (12 innings)
Strikeouts, Nine Innings.....	17 - July 21, 2002 vs. Montreal
Hit Batsmen.....	4 (2x) - last, May 22, 1999 vs. Pittsburgh
Stolen Bases Allowed, Game.....	7 - May 20, 2015 vs. Arizona

INDIVIDUAL BATTING - GAME

At-Bats.....	9 (3x) - last, Juan Pierre and Juan Encarnación, April 27, 2003 vs. St. Louis
Runs.....	4 (25x) - last, Dee Gordon, April 10, 2015 vs. Tampa Bay
Hits.....	5 (17x) - last, Christian Yelich, October 3, 2015 at Philadelphia (Gm 1)
Consecutive Hits.....	8 (4x) - last, Christian Yelich, October 3, 2015 at Philadelphia (Gm 1 and Gm 2)
Doubles.....	3 (26x) - last, Christian Yelich, July 26, 2017 at Texas
Triples.....	2 (6x) - last, Adeiny Hechavarria, August 24, 2014 at Colorado
Home Runs.....	3 (2x) - last, Cody Ross, September 11, 2006 vs. New York-NL
Home Runs, Inning.....	2 - Gary Sheffield, July 13, 1997 vs. Philadelphia (4 th inning)
Extra-Base Hits.....	4 (3x) - last, Miguel Cabrera, April 29, 2005 at Philadelphia
Total Bases.....	13 (3x) - last, Cody Ross, September 11, 2006 vs. New York-NL
Runs Batted In.....	7 (4x) - last, Adeiny Hechavarria, May 5, 2013 at Philadelphia
Bases on Balls.....	5 - Ivan Rodriguez, April 8, 2003 vs. New York-NL
Bases on Balls (only extra innings).....	4 (6x) - last, Derrek Lee, April 27, 2003 vs. St. Louis
Bases on Balls, Intentional.....	3 (4x) - last, Carlos Delgado, September 22, 2005 at New York-NL
Strikeouts.....	4 (84x) - last, Marcell Ozuna, June 27, 2015 vs. Los Angeles-NL
Stolen Bases.....	4 (3x) - last, Dee Gordon, August 25, 2015 vs. Pittsburgh
Double Plays Hit Into.....	3 (2x) - last, Kevin Millar, April 12, 2002 vs. Atlanta

INDIVIDUAL PITCHING - GAME

Innings Pitched.....	9.0 (124x) - last, Edinson Volquez, June 3, 2017 vs. Arizona
Innings Pitched, Relief.....	7.0 - Kevin Slowey, June 8, 2013 at New York-NL (20 innings)
Fewest Hits Allowed (CG).....	0 (6x) - last, last, Edinson Volquez, June 3, 2017 vs. Arizona
Hits Allowed.....	15 - Ricky Nolasco, May 29, 2011 at Los Angeles-NL
Runs Allowed.....	11 (2x) - last, Nathan Eovaldi, August 16, 2013 vs. San Francisco
Earned Runs Allowed.....	11 - Ricky Nolasco, August 17, 2011 at Colorado
Home Runs Allowed.....	5 - Darren Oliver, April 27, 2004 at Colorado
Bases on Balls Allowed.....	9 (2x) - last, A.J. Burnett, May 12, 2001 at San Diego

FRONT OFFICE

FIELD AND CLUBHOUSE STAFF

PLAYERS

2017 IN REVIEW

CLUB HISTORY

POSTSEASON HISTORY

PLAYER DEVELOPMENT

2018 OPPONENTS

GENERAL INFORMATION



TEAM RECORDS

INDIVIDUAL PITCHING - GAME

Bases on Balls, Inning	6	- Ryan Dempster, October 5, 2001 at Atlanta (1 st inning)
Strikeouts	16	- Ricky Nolasco, September 30, 2009 at Atlanta
Strikeouts, Inning	4 (3x) - last, A.J. Burnett, July 5, 2002 vs. New York-NL (1 st inning)	
Strikeouts, Reliever	8	- Kevin Slowey, June 8, 2013 at New York-NL
Strikeouts, Consecutive	9	- Ricky Nolasco, September 30, 2009 at Atlanta
Hit Batsmen	3 (8x) - last, Chris Volstad, September 1, 2010 vs. Washington	
Wild Pitches	3 (5x) - last, Andre Rienzo, August 3, 2015 vs. New York-NL	

INDIVIDUAL BATTING - SEASON

Consecutive Games Hitting Streak	35	- Luis Castillo, May 8-June 21, 2002
Consecutive Games with Home Run	6	- Giancarlo Stanton, August 10-15, 2017
Consecutive Games with Run Batted In	10	- Hanley Ramirez, June 21-July 1, 2009
Consecutive Games, Run Scored	10	- Dan Uggla, August 25-September 5, 2007
Home Runs, Home	31	- Giancarlo Stanton, 2017
Home Runs, Road	28	- Giancarlo Stanton, 2017
Home Runs, Month	18	- Giancarlo Stanton, August 2017
Home Runs, April	11	- Gary Sheffield, 1996
Home Runs, May	12 (2x) - last, Giancarlo Stanton, 2012	
Home Runs, June	12	- Giancarlo Stanton, 2015
Home Runs, July	12	- Giancarlo Stanton, 2017
Home Runs, August	18	- Giancarlo Stanton, 2017
Home Runs, September/October	10	- Gary Sheffield, 1995
Home Runs, Prior to All-Star Break	28	- Mike Lowell, 2003
Home Runs, vs. One Team	8 (3x) - Giancarlo Stanton vs. Atlanta; vs. New York-NL; vs. Philadelphia, 2017	
Runs Batted In, Month	37	- Giancarlo Stanton, August 2017
Runs Batted In, April	30	- Moises Alou, 1997
Runs Batted In, May	30 (2x) - last, Giancarlo Stanton, 2012	
Runs Batted In, June	33	- Hanley Ramirez, 2009
Runs Batted In, July	27	- Marcell Ozuna, 2017
Runs Batted In, August	37	- Giancarlo Stanton, 2017
Runs Batted In, September/October	29	- Jorge Cantú, 2009
Runs Batted In, Prior to All-Star Break	76	- Mike Lowell, 2003
Intentional Bases on Balls	27	- Miguel Cabrera, 2006
Plate Appearances	748	- Juan Pierre, 2004
Hit by Pitch	24	- Derek Dietrich, 2016
Grounded Into Double Play	31	- Casey McGehee, 2014
At-Bats per Home Run	11.93	- Gary Sheffield, 1994
Caught Stealing	24	- Juan Pierre, 2004
Hits, Pitcher	23	- Dontrelle Willis, 2005
Doubles, Pitcher	6	- Alex Fernández, 1997
Triples, Pitcher	3	- Dontrelle Willis, 2007
Home Runs, Pitcher	3 (3x) - last, Josh Johnson, 2009	
Runs Batted In, Pitcher	11	- Dontrelle Willis, 2005
Sacrifices, Pitcher	16	- Ryan Dempster, 2001

INDIVIDUAL PITCHING - SEASON

Winning Percentage (min. 15 decisions)	.750	- Josh Johnson (15-5), 2009
Games Pitched	78	- Braden Looper, 2002
Earned Runs Allowed	123	- Liván Hernández, 1998
Hit Batsmen	19	- Dontrelle Willis, 2006
Balks	5 (4x) - last, Anibal Sánchez, 2011	
Pickoffs	12	- Jesús Sánchez, 1998
Games Won, Month	6 (2x) - Chris Hammond, 1993; José Fernández, 2016	
Games Won, April	5 (2x) - Dontrelle Willis, 2005, 2007	
Games Won, May	6	- José Fernández, 2016
Games Won, June	6	- Chris Hammond, 1993
Games Won, July	5	- Ricky Nolasco, 2010
Games Won, August	5 (3x) - Pat Rapp, 1995; Kevin Brown, 1996; Alex Fernández, 1997	
Games Won, September/October	5 (3x) - Pat Rapp, 1995; Anibal Sánchez, 2006; Javier Vázquez, 2011	
Games Won, Prior to All-Star Break	13	- Dontrelle Willis, 2005
Games Lost, Month	6	- Tom Koehler, August 2015
Games Lost, Prior to All-Star Break	11	- Pat Rapp, 1996
Saves, Month	12	- Todd Jones, August 2005
Saves, April	10	- Armando Benítez, 2004
Saves, May	11	- Juan Carlos Oviedo*, 2011
Saves, June	10	- Robb Nen, 1997
Saves, July	10	- Juan Carlos Oviedo*, 2010
Saves, August	12	- Todd Jones, 2005
Saves, September/October	9 (2x) - last, A.J. Ramos, 2015	
Saves, Prior to All-Star Break	30	- Armando Benítez, 2004
Strikeouts, Prior to All-Star Break	154	- José Fernández, 2016
Consecutive Games Won	9, (2x) - Pat Rapp, August 11-September 27, 1995; Liván Hernández, June 28-August 31, 1997	
Consecutive Starts Won	10	- Henderson Álvarez, May 16 - July 6, 2014
Consecutive Games Lost	9	- Dontrelle Willis, June 3-August 8, 2007
Consecutive Shutouts	2 (4x) - last, Dontrelle Willis, April 8-13, 2005	
Consecutive Starts without a Loss	13	- Liván Hernández, June 15-September 6, 1997
Consecutive Scoreless IP, Starter	29.0	- Javier Vázquez, September 5-27, 2011
Consecutive Scoreless IP, Reliever	26.1	- Luis Aquino, May 9-July 26, 1994

* - Pitched as Leo Nuñez from 2009-11



TEAM RECORDS

INDIVIDUAL FIELDING - SEASON

Games, Catcher.....	138 - Iván Rodríguez, 2003
Putouts, Catcher.....	1,008 - John Buck, 2011
Assists, Catcher.....	73 - Charles Johnson, 1997
Errors, Catcher.....	15 - Jarrod Saltalamacchia, 2014
Fewest Errors, Catcher.....	0 - Charles Johnson, 1997 (Major League Record)
Double Plays, Catcher.....	17 - Charles Johnson, 1997
Passed Balls, Catcher.....	23 - Benito Santiago, 1993
Fewest Passed Balls, Catcher.....	1 - Charles Johnson, 1997
Percentage, Catcher.....	1,000 - Charles Johnson, 1997 (Major League Record)
Games, First Base.....	162 - Derrek Lee, 2002
Putouts, First Base.....	1,313 - Orestes Destrade, 1993
Assists, First Base.....	121 - Derrek Lee, 2002
Errors, First Base.....	19 - Orestes Destrade, 1993
Fewest Errors, First Base.....	5 (3x) - Greg Colbrunn, 1995; Derrek Lee, 2003; Gaby Sánchez, 2011
Double Plays, First Base.....	142 - Derrek Lee, 2001
Percentage, First Base.....	.996 - Derrek Lee, 2003
Games, Second Base.....	158 (3x) - Dan Uggla, 2007, 2009 & 2010
Putouts, Second Base.....	323 - Dan Uggla, 2007
Assists, Second Base.....	466 - Omar Infante, 2011
Errors, Second Base.....	18 - Dan Uggla, 2010
Fewest Errors, Second Base.....	5 - Craig Counsell, 1998
Double Plays, Second Base.....	112 - Dan Uggla, 2006
Percentage, Second Base.....	.992 - Dee Gordon, 2015
Games, Third Base.....	159 - Mike Lowell, 2002
Putouts, Third Base.....	150 - Mike Lowell, 2002
Assists, Third Base.....	286 - Mike Lowell, 2002
Errors, Third Base.....	23 - Miguel Cabrera, 2007
Fewest Errors, Third Base.....	2 - Placido Polanco, 2013
Double Plays, Third Base.....	36 - Mike Lowell, 2002
Percentage, Third Base.....	.990 - Placido Polanco, 2013
Games, Shortstop.....	160 - Jose Reyes, 2012
Putouts, Shortstop.....	258 - Hanley Ramírez, 2006
Assists, Shortstop.....	438 - Adeiny Hechavarria, 2014
Errors, Shortstop.....	27 - Alex González, 1999
Fewest Errors, Shortstop.....	9 - Adeiny Hechavarria, 2015
Double Plays, Shortstop.....	111 - Hanley Ramírez, 2006
Percentage, Shortstop.....	.984 - Adeiny Hechavarria, 2015
Games, Outfield.....	162 - Juan Pierre, 2004
Putouts, Outfield.....	402 - Juan Pierre, 2003
Assists, Outfield.....	20 - Mark Kotsay, 1998
Errors, Outfield.....	9 (4x) - last, Jeremy Hermida, 2007
Fewest Errors, Outfield.....	0 (2x) - Juan Encarnacion, 2003; Ichiro Suzuki, 2015
Double Plays, Outfield.....	5 (2x) - Mark Kotsay, 1999; Juan Pierre, 2003
Percentage, Outfield.....	1,000 (2x) - Juan Encarnacion, 2003; Ichiro Suzuki, 2015

PLAYER MISCELLANEOUS

Seasons Played.....	10 - Luis Castillo, 1996-2005
Seasons Played, Pitcher.....	8 - Josh Johnson, 2005-2012
Consecutive Games Played.....	375 - Juan Pierre, March 31, 2003-June 2, 2005
Positions Played, Career.....	7 (2x) - Alfredo Amézcaga; Andy Fox (1B, 2B, SS, 3B, LF, CF, RF)
Positions Played, Season.....	7 (2x) - Alfredo Amézcaga, 2006, 2007
Positions Played, Game.....	3 (8x) - last, Emilio Bonifacio, July 22, 2011 vs. New York-NL (3B, CF, SS)

PITCHERS BATTING - CAREER

Most At Bats.....	349 - Ricky Nolasco, 2006-13
Most Hits.....	76 - Dontrelle Willis, 2003-07
Most Runs.....	38 - Dontrelle Willis, 2003-07
Most Doubles.....	11 - Ricky Nolasco, 2006-13
Most Triples.....	4 - Dontrelle Willis, 2003-07
Most Home Runs.....	8 - Dontrelle Willis, 2003-07
Most Runs Batted In.....	35 - Dontrelle Willis, 2003-07
Most Bases on Balls.....	20 - Dontrelle Willis, 2003-07
Most Sacrifices.....	55 - Ricky Nolasco, 2006-13

TEAM MISCELLANEOUS

Most Players Used, Game.....	25 - September 8, 1999 vs. Los Angeles-NL (13 innings)
Most Players Used, Season.....	57 - 2010
Fewest Players Used, Season.....	40 (3x) - 2000, 2003, 2006
Most Position Players Used, Season.....	27 - 1998
Least Position Players Used, Season.....	18 - 2003
Most Pitchers Used, Season.....	31 - 2010
Least Pitchers Used, Season.....	18 (2x) - 1993 and 2000
Most Rookies Used, Season.....	27 - 1998 (Major League Record)
Fewest Rookies Used, Season.....	5 - 2003
Longest Game, Innings.....	20 (2x) - last, June 8, 2013 at New York-NL (MIA 2, NYM 1)
Longest Game, Time.....	6:25 - June 8, 2013 at New York-NL (MIA 2, NYM 1)
Longest Game, Time, Nine-Inning Game.....	4:10 - July 27, 1996 vs. San Diego (L, 20-12)
Shortest Game, Time, Nine-Inning Game.....	1:52 - September 20, 2010 vs. St. Louis (FLA 4, STL 0)

FRONT OFFICE

FIELD AND CLUBHOUSE STAFF

PLAYERS

2017 IN REVIEW

CLUB HISTORY

POSTSEASON HISTORY

PLAYER DEVELOPMENT

2018 OPPONENTS

GENERAL INFORMATION



TEAM RECORDS

TEAM MISCELLANEOUS

Largest Margin of Victory.....	19 - July 1, 2003 vs. Atlanta (FLA 20, ATL 1)
Largest Margin of Defeat.....	18 - October 3, 1999 at Atlanta (ATL 18, FLA 0)
Largest Deficit Overcome.....	8 (2x) - last, April 29, 2000 vs. Los Angeles-NL (L, 13-12)
Largest Deficit Overcome, Win.....	7 (2x) - last, July 9, 2009 at Arizona (W, 14-7)
Largest Lead Lost.....	9 - July 4, 2008 at Colorado (led 13-4, lost 18-17)
Largest Attendance, Home.....	57,405 - April 5, 2005 vs. Atlanta
Largest Attendance, Road.....	71,192 - April 25, 1993 at Colorado
Largest Attendance, Postseason.....	67,498 - October 25, 1997 vs. Cleveland (World Series Game 6)
Most Errors.....	6 - September 21, 2007 vs. New York-NL
Most Double Plays Turned.....	5 (2x) - last, June 29, 2005 vs. Atlanta
No Batters Retired by Marlins Starters.....	6 (2x) - last, June 27, 2003 at Boston (Carl Pavano)
Games Won, Month.....	21 - May 2012
Games Lost, Month.....	23 - June 2011
Games Won, Homestand.....	9 (2x) - 9-1, May 6-15, 1996 (New York, Colorado, St. Louis) 9-4, August 9-22, 2005 (Arizona, San Francisco, San Diego, Los Angeles-NL)
Longest Undefeated Homestand.....	6-0 (4x) - last, June 13-18, 2006 (Atlanta, Toronto) September 26-October 1, 2000 (Montreal, Philadelphia) September 20-26, 1996 (Houston, Atlanta) August 8-13, 1995 (Colorado, Cincinnati)
Most Games Lost, Homestand.....	11 - 2-11, April 23-May 5, 1999 (Atlanta, Chicago-NL, Houston, Milwaukee)
Worst Homestand.....	0-6 - July 25-31, 1994 (Philadelphia, Montreal)
Most Games Won, Road Trip.....	8 - 8-1, May 1-9, 2012 (San Francisco, San Diego, Houston)
Best Road Trip.....	5-0 - May 13-18, 1997 (2-0 at Atlanta, 3-0 at Pittsburgh)
Most Games Lost, Road Trip.....	10 (2x) - last, 2-10, June 14-27, 1999 3-10 - September 7-20, 1998
Worst Road Trip.....	0-9 - May 29-June 7, 1998 (Milwaukee, Chicago-NL, New York-AK)
Consecutive Games Won.....	9 (5x) - May 6-14, 1996; August 27-September 9, 2004; June 10-20, 2006; August 20-29, 2006; September 9-19, 2008
Consecutive Games Won, Home.....	14 - July 27-August 28, 1995
Consecutive Games Won, Road.....	8 - July 16-August 5, 1995
Consecutive Games Lost.....	11 (3x) - April 1-12, 1998; May 26-June 7, 1998; June 11-20, 2011
Consecutive Games Lost, Home.....	11 - April 28-May 19, 1999
Consecutive Games Lost, Road.....	11 - May 29-June 17, 1998
Consecutive Games with Home Run.....	14 - June 29-July 12, 2008
Consecutive Games without Home Run.....	9 (2x) - last, April 6-15, 2013
Consecutive Shutouts.....	3 (2x) - April 13-15, 2004 at Montreal (P.R.) 5-0, 9-0, 3-0 August 17-19, 2005 vs. San Diego, 6-0, 2-0, and Los Angeles-NL, 3-0
Most Shutouts, Month.....	5 (4x) - August 2005, July 2010, August 2013 & September 2013
Highest Attendance, Home.....	3,064,847 - 1993 (80 dates)

ROOKIE BATTING

Games.....	162 - Jeff Conine, 1993
Batting Average.....	.321 - Chris Coghlan, 2009
At-Bats.....	633 - Hanley Ramírez, 2006
Runs Scored.....	119 - Hanley Ramírez, 2006
Hits.....	185 - Hanley Ramírez, 2006
Singles.....	135 - Jeff Conine, 1993
Doubles.....	46 - Hanley Ramírez, 2006
Triples.....	11 - Hanley Ramírez, 2006
Home Runs.....	27 - Dan Uggla, 2006
Total Bases.....	304 - Hanley Ramírez, 2006
Runs Batted In.....	90 - Dan Uggla, 2006
Walks.....	80 - Quilvio Veras, 1995
Strikeouts.....	156 - Preston Wilson, 1999
Stolen Bases.....	58 - Chuck Carr, 1993
Slugging Pct.....	.502 - Preston Wilson, 1999
On-Base Pct.....	.390 - Chris Coghlan, 2009
Hitting Streak.....	22 - Edgar Rentería, July 25-August 16, 1996

ROOKIE PITCHING

Wins.....	14 - Dontrelle Willis, 2003
Losses.....	13 - Brian Meadows, 1998
Consecutive Games Won.....	9 - Liván Hernández, 1997
Consecutive Games Lost.....	7 (2x) - Vic Darenbourg; Joe Fontenot, 1998
Consecutive Scoreless Innings.....	23.0 - Anibal Sánchez, July 6-25, 2006
ERA.....	2.19 - José Fernández, 2013
Games, Starter.....	31 (2x) - Brian Meadows, 1998; Scott Olsen, 2006
Games, Reliever.....	75 - Kyle Barraclough, 2016
Complete Games.....	2 (2x) - Dontrelle Willis, 2003; Anibal Sánchez, 2006
Shutouts.....	2 - Dontrelle Willis, 2003
Innings Pitched.....	180.2 - Scott Olsen, 2006
Runs Allowed.....	106 - Brian Meadows, 1998
Earned Runs.....	101 - Brian Meadows, 1998
Walks.....	91 - Jesús Sánchez, 1998
Strikeouts.....	187 - José Fernández, 2013
Saves.....	8 - Antonio Alfonseca, 1998
Home Runs Allowed.....	23 - Scott Olsen, 2006



FRONT OFFICE
 FIELD AND CLUBHOUSE STAFF
 PLAYERS
 2017 IN REVIEW
 CLUB HISTORY
 POSTSEASON HISTORY
 PLAYER DEVELOPMENT
 2018 OPPONENTS
 GENERAL INFORMATION

YEAR-BY-YEAR STATISTICS

BATTING

YEAR	AVG.	AB	R	H	2B	3B	HR	RBI	BB	SO	SB	CS	OBP.	SLG.
1993	.248	5475	581	1356	197	31	94	542	498	1054	117	56	.314	.346
1994	.266	3926	468	1043	180	24	94	451	349	746	65	26	.330	.396
1995	.262	4886	673	1278	214	29	144	636	517	916	131	53	.335	.406
1996	.257	5498	688	1413	240	30	150	650	553	1122	99	46	.329	.393
1997	.259	5439	740	1410	272	28	136	703	686	1074	115	58	.346	.395
1998	.248	5558	667	1381	277	36	114	621	525	1120	115	57	.317	.373
1999	.263	5578	691	1465	266	44	128	655	479	1145	92	46	.325	.395
2000	.262	5509	731	1441	274	29	160	691	540	1184	168	55	.331	.409
2001	.264	5542	742	1461	325	30	166	713	470	1145	89	40	.326	.423
2002	.261	5496	699	1433	280	32	146	653	595	1130	177	73	.337	.403
2003	.266	5490	751	1459	292	44	157	709	515	978	150	74	.333	.421
2004	.264	5486	718	1447	275	32	148	677	499	968	96	43	.329	.406
2005	.272	5502	717	1499	306	32	128	678	512	918	96	38	.339	.409
2006	.264	5502	758	1454	309	42	182	713	497	1249	110	58	.331	.435
2007	.267	5627	790	1504	340	38	201	749	521	1332	105	34	.336	.448
2008	.254	5499	770	1397	302	28	208	741	543	1371	76	28	.326	.433
2009	.268	5572	772	1493	296	25	159	727	568	1226	75	35	.340	.416
2010	.254	5531	719	1403	294	37	152	686	514	1375	92	26	.321	.403
2011	.247	5508	625	1358	274	30	149	596	542	1244	95	41	.318	.388
2012	.244	5437	609	1327	261	39	137	576	484	1228	149	41	.308	.382
2013	.231	5449	513	1257	219	31	95	485	432	1232	78	29	.293	.335
2014	.253	5538	645	1399	254	36	122	614	501	1419	58	21	.317	.378
2015	.260	5463	613	1420	236	40	120	575	375	1150	112	45	.310	.384
2016	.263	5547	655	1460	259	42	128	626	447	1213	71	28	.322	.394
2017	.267	5602	778	1497	271	31	194	743	486	1282	91	30	.331	.431

PITCHING

YEAR	ERA	W-L	SV	GS	CG	SHO	IP	H	R	ER	HR	BB	SO	AVG.
1993	4.11	64-98	48	162	4	5	1440.1	1437	724	658	135	598	945	.261
1994	4.50	51-64	30	115	5	7	1015.0	1069	576	507	120	428	649	.274
1995	4.27	67-76	29	143	12	7	1286.0	1299	673	610	139	562	994	.264
1996	3.95	80-82	41	162	8	13	1443.0	1386	703	634	113	598	1050	.256
1997	3.83	92-70	39	162	12	10	1446.2	1353	669	615	131	639	1188	.250
1998	5.18	54-108	24	162	11	3	1449.2	1617	923	834	182	715	1016	.287
1999	4.90	64-98	33	162	6	5	1435.2	1560	852	781	171	655	943	.281
2000	4.59	79-82	48	161	5	4	1429.2	1477	797	729	169	650	1051	.269
2001	4.32	76-86	32	162	5	11	1438.0	1397	744	691	151	617	1119	.257
2002	4.36	79-83	36	162	11	12	1456.1	1449	763	706	151	631	1104	.262
2003	4.04	91-71	36	162	7	11	1445.1	1415	692	648	128	530	1132	.258
2004	4.10	83-79	53	162	6	14	1439.0	1395	700	655	166	513	1116	.256
2005	4.16	83-79	42	162	14	15	1442.1	1459	732	666	116	563	1125	.266
2006	4.37	78-84	41	162	6	6	1433.1	1465	772	696	166	622	1088	.267
2007	4.94	71-91	40	162	0	4	1443.2	1617	891	793	176	661	1142	.285
2008	4.43	84-77	36	161	2	8	1435.1	1421	767	707	161	586	1127	.258
2009	4.29	87-75	45	162	5	5	1446.1	1425	766	690	160	601	1248	.257
2010	4.08	80-82	39	162	5	17	1438.1	1433	717	652	134	549	1168	.261
2011	3.95	72-90	40	162	7	11	1459.2	1403	702	640	149	500	1218	.253
2012	4.09	69-93	38	162	5	7	1440.2	1448	724	655	133	495	1113	.263
2013	3.71	62-100	36	162	2	13	1460.0	1376	646	602	121	526	1177	.251
2014	3.78	77-85	42	162	3	16	1457.2	1481	674	613	114	458	1190	.264
2015	4.02	71-91	35	162	0	12	1427.0	1374	678	638	141	508	1152	.255
2016	4.05	79-82	55	161	0	12	1435.0	1358	682	646	152	595	1379	.251
2017	4.82	77-85	34	162	1	1	1442.2	1450	822	772	193	627	1202	.263

FIELDING

YEAR	PCT.	G	PO	A	E	TC	DP	TP	PB
1993	.980	162	4321	1700	125	6146	128	0	29
1994	.978	115	3045	1203	95	4343	111	0	18
1995	.979	143	3858	1466	115	5439	143	0	8
1996	.982	162	4329	1800	111	6240	186	0	12
1997	.981	162	4340	1649	116	6105	166	0	7
1998	.979	162	4349	1737	129	6215	176	0	18
1999	.979	162	4307	1686	127	6120	150	0	10
2000	.980	161	4289	1714	125	6128	144	0	12
2001	.983	162	4314	1668	103	6085	174	0	10
2002	.983	162	4369	1636	106	6111	163	1	6
2003	.987	162	4336	1590	78	6004	162	0	11
2004	.986	162	4317	1604	86	6007	153	0	11
2005	.983	162	4327	1659	103	6089	177	0	9
2006	.979	162	4300	1588	126	6014	166	0	14
2007	.977	162	4331	1510	137	5978	159	0	19
2008	.980	161	4306	1501	117	5924	122	0	10
2009	.982	162	4339	1469	106	5914	129	0	8
2010	.979	162	4315	1502	123	5940	130	0	11
2011	.985	162	4379	1553	93	6025	126	0	10
2012	.983	162	4322	1649	103	6074	154	0	14
2013	.986	162	4380	1687	88	6155	144	0	16
2014	.984	162	4373	1700	97	6170	154	0	9
2015	.987	162	4281	1588	77	5946	162	0	11
2016	.985	161	4305	1506	86	5897	137	0	9
2017	.988	162	4328	1554	73	5955	157	0	20

Franchise bests in bold; Excludes strike-shortened seasons

FRONT OFFICE
FIELD AND
CLUBHOUSE STAFF
PLAYERS
2017 IN REVIEW

CLUB HISTORY
POSTSEASON HISTORY
PLAYER DEVELOPMENT

2018 OPPONENTS
GENERAL INFORMATION



HOME RUN HISTORY

OVERALL

HR	YEAR	MONTH	HR	MONTH	YEAR	SOLO	HR	YEAR
208	2008	43	May	2008	117	2007		
201	2007	41	July	2006	116	2008		
194	2017	40	June	2008	109	2017		
182	2006		August	2007	101	2006		
166	2001	39	July	2007	99	2001		
160	2000		August	2017	98	2002		
159	2009	36	September	2006	95	2011		
157	2003		May	2016	92	1996		
152	2010	35	Three times		90	2000		
150	1996				88	2003		
					86	2010		

HOME

HR	YEAR	GAME	HR	DATE	TWO-RUN	HR	YEAR
110	2007		6	4/11/08 at HOU	66	2008	
95	2017	(Hanley Ramirez, Jeremy Hermida (2), Mike Jacobs,			63	2007	
94	2008	Jorge Cantu, and Mike Rabelo)			59	2006	
86	2009	5		9/11/06 vs. NYM	57	2017	
84	2006			9/2/07 vs. PHI	50	2009	
	2001			5/23/10 at CWS	46	2005	
73	1996			9/3/11 vs. PHI	45	2003	
72	2011			5/1/11 at CIN	44	2000	
	2003			7/3/12 at MIL	43	2004	
71	2004	4	(54x); last, 9/20/17 vs. NYM			2001	
	2000						

ROAD

HR	YEAR	GRAND SLAMS	HR	YEAR	THREE-RUN	HR	YEAR
114	2008		9	1997	26	2017	
99	2017		7	2011	24	2010	
98	2006			1995		2003	
91	2007		6	2009	22	2008	
89	2000			2001	21	2006	
85	2003		5	2007		2000	
83	2010			2005	19	2009	
82	2012/01			2004	18	2001	
80	2002			2000	17	1995	
	1999			1999		2004	
		4	(4x); last 2014			2015	

MULTI-HOME RUN GAMES CAREER LEADERS

Giancarlo Stanton.....	28	Cody Ross.....	6	Mike Jacobs.....	3
Hanley Ramirez.....	12	Marcell Ozuna.....	5	Justin Ruggiano.....	3
Mike Lowell.....	11	Álex González.....	4	Mike Cameron.....	2
Dan Uggla.....	11	Charles Johnson.....	4	Chris Coghlan.....	2
Preston Wilson.....	10	Josh Willingham.....	4	Greg Colbrunn.....	2
Miguel Cabrera.....	9	Moises Alou.....	3	Orestes Destrade.....	2
Cliff Floyd.....	8	Justin Bour	3	J.T. Realmuto	2
Derrek Lee.....	8	Jorge Cantú.....	3	Gaby Sánchez.....	2
Gary Sheffield.....	7	Jeremy Hermida.....	3		
Jeff Conine.....	6	Omar Infante.....	3		

INSIDE-THE-PARK HOME RUNS

DATE	PLAYER	OPPONENT	PITCHER
6/13/94	Bret Barberie	at St. Louis	Mike Perez
6/2/95	Alex Arias	vs. Chicago-NL	Jaime Navarro
8/9/95	Kurt Abbott	vs. Colorado	Kevin Ritz
8/12/95	Kurt Abbott	vs. Cincinnati	Pete Schourek
4/5/97	Edgar Rentería	vs. Cincinnati	Jeff Shaw
5/29/97	Kurt Abbott	vs. Colorado	Bobby Jones
5/24/99	Kevin Millar	at Chicago-NL	Rick Aguilera
6/19/01	Cliff Floyd	vs. Pittsburgh	Josias Manzanillo
8/12/01	Mike Redmond	vs. Houston	Dave Mlicki
4/12/03	Derrek Lee	vs. Atlanta	Jason Marquis
5/19/04	Hee Seop Choi	vs. Houston	Tim Redding
6/13/04	Juan Pierre	at Detroit	Craig Dingman
9/27/06	Hanley Ramirez	vs. Cincinnati	Todd Coffey
4/6/09	Emilio Bonifacio	vs. Washington	Julian Tavarez
5/31/10	Cameron Maybin	vs. Milwaukee	Marco Estrada
6/30/15	Dee Gordon	vs. San Francisco	Ryan Vogelsong
9/8/15	J.T. Realmuto	vs. Milwaukee	Taylor Jungmann
8/24/17	J.T. Realmuto	at Philadelphia	Jesen Therrien



FRONT OFFICE
 FIELD AND CLUBHOUSE STAFF
 PLAYERS
 2017 IN REVIEW
 CLUB HISTORY
 2018 OPPONENTS
 POSTSEASON HISTORY
 PLAYER DEVELOPMENT
 GENERAL INFORMATION

HOME RUN HISTORY

MARLINS LEADOFF HOME RUNS

DATE	PLAYER	OPPONENT	PITCHER	NOTE
6/1/93	Chuck Carr	vs. San Francisco	Bud Black	Marlins 12 th -ever HR at home
7/6/93	Henry Cotto	at Colorado	Armando Reynoso	First Marlins HR
7/22/94	Jerry Browne	at Colorado	Lance Painter	First leadoff HR in a win
4/8/96	Devon White	at San Diego	Joey Hamilton	First-ever Florida road at-bat
6/14/96	Devon White	at Pittsburgh	Matt Ruebel	Then Club-record 2 nd leadoff HR
8/15/97	Devon White	vs. Pittsburgh	Jason Schmidt	Reached base five times in game
4/3/98	Cliff Floyd	vs. Milwaukee	Jose Mercedes	Fourth game in leadoff role
8/27/98	Cliff Floyd	at Arizona	Jeff Suppan	2 nd pitch of game
4/30/98	Cliff Floyd	vs. San Diego	Pete Smith	Club-record third leadoff HR of season
4/22/00	Mark Kotsay	vs. Philadelphia	Paul Byrd	First career leadoff HR
5/2/00	Mark Kotsay	at San Diego	Matt Clement	First pitch of game
9/29/00	Luis Castillo	vs. Philadelphia	Bruce Chen	First home run at home, fourth of career
8/27/01	David Berg	vs. San Diego	Brian Tollberg	First leadoff homer of career
6/23/04	Juan Pierre	at Atlanta	John Thomson	First leadoff homer of career
7/7/05	Juan Pierre	vs. Milwaukee	Victor Santos	2 nd leadoff homer of career
4/18/06	Hanley Ramirez	at Cincinnati	Eric Milton	First leadoff homer of career
7/2/06	Hanley Ramirez	vs. Boston	Jon Lester	BOS & FLA both hit leadoff homers
7/17/06	Hanley Ramirez	vs. Washington	Tony Armas Jr.	Tied Club single-season leadoff record
7/18/06	Hanley Ramirez	vs. Washington	John O'Connor	Tied Club career leadoff record
8/22/06	Hanley Ramirez	vs. Washington	Jason Bergmann	First pitch of game; new Club career record
9/24/06	Hanley Ramirez	at Philadelphia	Jamie Moyer	Second pitch of game
9/24/06	Hanley Ramirez	vs. Cincinnati	Chris Michalak	Seventh leadoff HR of season/career
4/17/07	Hanley Ramirez	at Houston	Roy Oswalt	Had been thrown out at home attempting lead-off, inside-the-park homer previous day
5/16/07	Reggie Abercrombie	at Pittsburgh	Zach Duke	First leadoff at-bat of season
7/6/07	Hanley Ramirez	at Los Angeles-NL	Chad Billingsley	First of two homers that day
8/4/07	Hanley Ramirez	vs. Houston	Jason Jennings	Fourth consecutive game vs. Hou. with a leadoff hit (1B, 3B, 2 HR)
8/7/07	Hanley Ramirez	at Philadelphia	Jamie Moyer	First pitch of game
8/12/07	Hanley Ramirez	at New York-NL	Oliver Perez	Third leadoff HR in eight-day span
8/18/07	Hanley Ramirez	vs. San Francisco	Matt Cain	First pitch of game
9/8/07	Hanley Ramirez	at Philadelphia	John Ennis	Second career start for Ennis
9/10/07	Hanley Ramirez	vs. Washington	Mike Bacsik	Eighth leadoff HR of season
4/5/08	Hanley Ramirez	vs. Pittsburgh	Paul Maholm	16 th career leadoff HR
4/23/08	Hanley Ramirez	vs. Atlanta	Jeff Bennett	
4/26/08	Hanley Ramirez	at Milwaukee	Carlos Villanueva	
5/10/08	Cody Ross	at Washington	Mike O'Connor	First pitch of game
6/5/08	Hanley Ramirez	at Atlanta	Jair Jurrjens	First pitch of game
6/10/08	Hanley Ramirez	vs. Philadelphia	Brett Myers	
7/4/08	Hanley Ramirez	at Colorado	Greg Reynolds	First pitch of game
8/16/08	Hanley Ramirez	vs. Chicago-NL	Sean Marshall	22 nd career leadoff HR
9/17/08	Hanley Ramirez	vs. Houston	Brandon Backe	Eighth career multi-HR game
9/24/08	Hanley Ramirez	at Washington	Tim Redding	Ninth of season; new Club record
7/17/09	Chris Coghlan	vs. Philadelphia	Cole Hamels	First leadoff homer of career
8/8/09	Chris Coghlan	at Philadelphia	Cole Hamels	
8/27/09	Chris Coghlan	vs. New York-NL	Tim Redding	First multi-HR game of career
6/1/10	Chris Coghlan	vs. Milwaukee	Dave Bush	
8/7/10	Hanley Ramirez	vs. St. Louis	Jake Westbrook	First leadoff HR since 10/28/2008
8/27/10	Cameron Maybin	at Atlanta	Tommy Hanson	First HR of back-to-back (with Logan Morrison) to begin game; first career leadoff HR
4/22/11	Chris Coghlan	vs. Colorado	Jhoulys Chacin	
6/11/11	Chris Coghlan	vs. Arizona	Ian Kennedy	Ranks second in Club history in leadoff HR (6)
9/25/11	Emilio Bonifacio	at Milwaukee	Chris Narveson	First career leadoff HR
7/20/12	Jose Reyes	at Pittsburgh	Kevin Correia	17 th career leadoff HR
9/8/12	Gorkys Hernández	at Washington	Ross Detwiler	First career leadoff HR and second career HR
5/16/13	Juan Pierre	vs. Cincinnati	Mat Latos	
6/23/13	Justin Ruggiano	at San Francisco	Matt Cain	First player in Club history with leadoff HR and HR in ninth inning or later (Elias)
5/16/14	Christian Yelich	at San Francisco	Yusmeiro Petit	First career leadoff HR
8/12/15	Dee Gordon	vs. Boston	Eduardo Rodríguez	Third career leadoff HR
4/30/16	Derek Dietrich	at Milwaukee	Chase Anderson	First career leadoff HR
7/1/16	Derek Dietrich	at Atlanta	Julio Teherán	Second career leadoff HR
9/26/16	Dee Gordon	vs. New York-NL	Bartolo Colon	First game following death of José Fernández
7/26/17	Dee Gordon	at Texas	Yu Darvish	Team scored 22 runs in game, new Club record

FRONT OFFICE
FIELD AND
CLUBHOUSE STAFF
PLAYERS
2017 IN REVIEW
CLUB HISTORY
POSTSEASON HISTORY
PLAYER DEVELOPMENT
2018 OPPONENTS
GENERAL INFORMATION



HOME RUN HISTORY

GAME-ENDING HOME RUNS

DATE	PLAYER	OPPONENT	PITCHER	NOTE
8/9/94	Chuck Carr	5-3 vs. STL	Vicente Palacios	9 th -inning, two-run HR
4/6/96	Terry Pendleton	1-0 vs. SF	Mark Dewey	Leadoff 10 th inning
5/12/96	Charles Johnson	7-5 vs. COL	Curt Leskanic	Two-out, two-run HR in 9 th
9/21/96	Devon White	2-1 vs. HOU	Billy Wagner	back-to-back HRs in 9 th
4/17/97	Jeff Conine	2-1 vs. STL	Mark Petkovsek	Pinch-hit solo HR in 9 th
9/3/97	Gary Sheffield	7-6 vs. BAL	Shawn Boskie	9 th inning solo HR
9/16/97	Bobby Bonilla	9-6 vs. COL	Jerry Dipoto	Grand slam erased 6-5 deficit
9/26/98	Alex González	1-0 vs. PHI	Ricky Bottalico	One out in 13 th inning
6/30/99	Mark Kotsay	4-3 vs. NYM	Armando Benítez	Two outs in 10 th inning
4/6/00	Cliff Floyd	5-4 vs. SF	John Johnstone	Two-run, two-out homer capped comeback from 4-0 deficit
6/25/00	Cliff Floyd	8-7 vs. CHI	Félix Heredia	Pinch-hit HR on Heredia's first pitch in 10 th
7/5/00	Derrek Lee	2-0 vs. NYM	Turk Wendell	Two-run HR broke scoreless tie in 9 th
8/27/00	Mike Lowell	7-6 vs. CIN	Danny Graves	Solo HR caps comeback from 6-3, 8 th inning deficit
9/5/01	Preston Wilson	7-6 vs. CIN	Tom Gordon	Two-out, two-strike, three-run HR erased 6-4 deficit
9/28/01	Kevin Millar	6-5 vs. PHI	Cliff Politte	Solo HR in 10 th was first game-ender of career
5/9/03	Juan Encarnacion	5-4 vs. COL	Chris Speier	Leadoff HR on 1-2 pitch
6/20/03	Miguel Cabrera	3-1 vs. TB	Al Levine	First Major League hit
8/12/03	Ramon Castro	5-4 vs. LA	Paul Shuey	13 th -inning HR
8/13/03	Mike Mordecai	2-1 vs. LA	Victor Alvarez	11 th -inning HR marked FLA's first consecutive walk off wins by HR
5/29/04	Mike Lowell	3-2 vs. NYM	Braden Looper	10 th -inning HR
8/1/06	Josh Willingham	6-5 vs. NYM	Billy Wagner	9 th -inning pinch-hit, two-run HR
5/10/07	Josh Willingham	3-0 vs. LAD	Derek Lowe	9 th -inning three-run homer off Lowe
4/1/08	Robert Andino	5-4 vs. NYM	Matt Wise	First career HR; two outs in 10 th
4/4/08	Mike Jacobs	5-4 vs. PIT	Franquielis Osoria	9 th -inning HR; first career walk-off HR
6/7/08	Cody Ross	8-7 vs. CIN	Francisco Cordero	Two-run HR caps comeback from 7-5 deficit in 9 th
6/11/08	Dan Uggla	6-2 vs. PHI	Tom Gordon	Grand slam in 9 th broke 2-2 tie
6/30/08	Josh Willingham	6-5 vs. WAS	John Rauch	2 nd HR of game won it in 10 th inning
6/9/09	Jeremy Hermida	4-3 vs. STL	Jason Motte	First career walk-off HR
7/28/09	Ross Gload	4-3 vs. ATL	Rafael Soriano	First career walk-off HR
8/2/09	Cody Ross	3-2 vs. CHC	Kevin Gregg	2 nd HR of game; back-to-back HRs (Dan Uggla) to win
9/2/09	Wes Helms	8-7 vs. ATL	Mike Gonzalez	2 nd career walk off HR. Team's eighth walk-off hit of season
7/19/10	Donnie Murphy	9-8 vs. COL	Huston Street	Team's only walk-off HR of season
7/6/11	Giancarlo Stanton	7-6 vs. PHI	Raul Baez	First walk-off HR of the season
9/19/11	Omar Infante	6-5 vs. ATL	Craig Kimbrel	Two-run walk-off homer in bottom of 9 th
9/27/11	Bryan Petersen	3-2 vs. WSH	Doug Slaten	First career walk-off HR
5/13/12	Giancarlo Stanton	8-4 vs. NYM	Manny Acosta	Third walk-off grand slam in Franchise history and first of his career
6/30/13	Jeff Mathis	6-2 vs. SD	Tyson Ross	Fourth walk-off grand slam in Club history and first of his career
4/18/14	Giancarlo Stanton	8-4 vs. SEA	Yoervis Medina	Fifth walk-off grand slam in Club history and second of his career
7/1/15	Justin Bour	6-5 vs. SF	Santiago Casilla	First career walk-off HR
8/2/15	Adeiny Hechavarria	5-2 vs. SD	Brandon Maurer	First career walk-off HR
4/16/17	JT Riddle	4-2 vs. NYM	Addison Reed	First career HR
9/19/17	J.T. Realmuto	5-4 vs. NYM	Paul Sewald	First career walk-off HR

HOME RUNS BY MARLINS PITCHERS

DATE	PLAYER	OPP.	PITCHER	DATE	PLAYER	OPP.	PITCHER
6/6/93	Chris Hammond	at SD	Doug Brocail	5/31/03	Dontrelle Willis	vs. CIN	Danny Graves
8/21/93	Chris Hammond	at SF	Scott Sanderson	4/14/04	Dontrelle Willis	at MON	Jeremy Fikac
5/29/95	Chris Hammond*	vs. HOU	Shane Reynolds	5/1/04	Carl Pavano	at SF	Jason Schmidt
5/21/96	Dave Weathers	at CIN	Roger Salkeld	8/22/04	Carl Pavano	at SD	Sterling Hitchcock
9/27/96	Mark Hutton	at HOU	Darryll Kile	7/24/05	A.J. Burnett	at SF	Kevin Correia
5/8/97	Tony Saunders	vs. ATL	Tom Glavine	9/8/05	Josh Beckett	at WSH	John Patterson
5/17/97	Pat Rapp	at PIT	Ramon Morel	9/12/05	Dontrelle Willis	at HOU	Scott Strickland
7/25/97	Dennis Cook	at STL	T.J. Mathews	5/22/06	Ricky Jolasco	vs. CHC	Sean Marshall
4/23/99	Liván Hernández*	vs. ATL	Tom Glavine	7/7/06	Dontrelle Willis*	at NYM	Jose Lima
5/23/99	Alex Fernández	vs. PIT	Jason Schmidt	9/20/06	Dontrelle Willis	at NYM	Oliver Perez
7/9/99	Liván Hernández	vs. TB	Ryan Rupe	9/20/06	Dontrelle Willis	at NYM	Ramon Hernández
8/6/99	Alex Fernández	vs. COL	Dave Veres	8/8/07	Dontrelle Willis	at PHI	Kyle Lohse
9/4/99	Alex Fernández	vs. SD	Carlos Reyes	8/29/07	Dontrelle Willis	vs. ATL	Buddy Carlyle
5/2/00	Vladimir Nuñez	at SD	Matt Clement	6/4/09	Josh Johnson	vs. MIL	Dave Bush
8/28/00	A.J. Burnett	vs. STL	Rick Ankiel	7/29/09	Josh Johnson	vs. ATL	Kenshin Kawakami
4/15/01	Jason Grilli	at MON	Tony Armas	8/4/09	Josh Johnson	at WSH	J.D. Martin
6/25/02	A.J. Burnett	vs. PHI	Robert Person	6/3/12	Carlos Zambrano	at PHI	Joe Blanton
6/26/02	Michael Tejera	vs. PHI	Brandon Duckworth	9/2/13	Henderson Alvarez	at CHC	Travis Wood
4/11/03	Brad Penny	vs. ATL	Horacio Ramirez	9/11/13	José Fernández	vs. ATL	Mike Minor
5/29/03	Brad Penny	vs. MON	Tomohiro Ohka	7/2/15	José Fernández	vs. SF	Matt Cain

* denotes Grand Slam



HOME RUN HISTORY

MARLINS PINCH-HIT HOME RUNS

DATE	PLAYER	OPPONENT	PITCHER	DATE	PLAYER	OPPONENT	PITCHER
6/1/93	Greg Briley	vs. SF	Bill Swift	7/3/07	Hanley Ramirez	at SD	Greg Maddux
8/14/93	Gary Sheffield	at PIT	Bob Walk	7/7/07	Todd Linden	at LAD	D.J. Houlton
7/20/94	Gary Sheffield	at CIN	Jeff Brantley	8/23/07	Cody Ross	at STL	Brad Thompson
5/1/96	Andre Dawson	vs. PHI	Ricky Bottalico	4/17/08	Luis Gonzalez	vs. ATL	Jeff Bennett
7/11/96	Kurt Abbott	at ATL	Greg McMichael	5/13/08	Cody Ross	vs. CIN	David Weathers
7/21/96	Kurt Abbott	vs. PHI	Curt Schilling	5/17/08	Wes Helms	vs. KC	Brian Bannister
9/22/96	Andre Dawson	vs. HOU	Xavier Hernández	7/25/08	Jeremy Hermida	at CHC	Bob Howry
4/17/97	Jeff Conine	vs. STL	Mark Petkovsek	8/20/08	John Baker	at SF	Brian Wilson
5/3/97	Gregg Zaun	at HOU	John Hudek	9/8/08	Cody Ross	at PHI	J.C. Romero
6/7/97	Alex Arias	at COL	Steve Reed	9/28/08	Wes Helms	at NYM	Scott Schoeneweis
6/15/97	John Cangelosi	vs. NYY	Dwight Gooden	7/9/09	Brett Carroll	at ARI	Scott Schoeneweis
4/15/98	Jim Eisenreich	vs. PHI	Curt Schilling	7/24/09	Chris Coghlan	at LAD	Ramon Troncoso
5/13/98	John Cangelosi	at CIN	Gabe White	7/28/09	Ross Gload	vs. ATL	Rafael Soriano
8/26/98	Mark Kotsay	at STL	Jeff Brantley	8/1/09	Ronny Paulino	vs. CHC	Kevin Gregg
4/15/99	Bruce Aven	at NYM	Rigo Beltran	9/5/09	Brett Hayes	at WSH	Victor Garate
5/7/99	Bruce Aven (GS)	at LAD	Alan Mills	9/12/09	Gaby Sánchez	vs. WSH	Logan Kensing
5/9/99	Preston Wilson	at LAD	Chan Ho Park	9/19/09	Ross Gload	at CIN	Bronson Arroyo
6/15/99	Preston Wilson	at ARI	Brian Anderson	9/23/09	Gaby Sánchez	vs. PHI	Cole Hamels
6/20/99	Mark Kotsay	at COL	Dave Veres	5/16/10	Chris Coghlan	vs. NYM	Fernando Nieve
7/30/99	Preston Wilson	at PIT	Greg Hansell	7/19/10	Donnie Murphy	vs. COL	Huston Street
8/11/99	Mike Lowell	vs. SF	Shawn Estes	7/28/10	Donnie Murphy	at SF	Jonathan Sánchez
9/1/99	Danny Bautista	at STL	Manny Aybar	9/19/10	Hector Luna	vs. STL	Jeff Samardzija
6/13/00	Derrek Lee	at PHI	Jeff Brantley	8/7/11	Bryan Petersen	vs. STL	Mitchell Boggs
6/25/00	Cliff Floyd	vs. CHC	Félix Heredia	9/3/11	Greg Dobbs	vs. PHI	David Herndon
7/20/00	Cliff Floyd	vs. ATL	Scott Kamieniecki	4/30/12	Donnie Murphy	vs. ARI	Patrick Corbin
8/14/00	David Berg	vs. LAD	Antonio Osuna	6/1/12	Justin Ruggiano	at PHI	Antonio Bastardo
9/6/00	Chris Clapinski	at HOU	Jose Lima	6/27/12	Logan Morrison	vs. STL	Sam Freeman
5/13/01	C. Johnson (GS)	at SD	Jay Witasick	7/3/12	Scott Cousins	at MIL	Francisco Rodriguez
5/31/01	R. McGuire (GS)	vs. NYM	Turk Wendell	7/4/12	Logan Morrison	at MIL	Randy Wolf
6/21/01	Derrek Lee	at ATL	John Rocker	7/5/12	Greg Dobbs	at MIL	Jose Veras
8/1/01	Charles Johnson	at MIL	Curtis Leskanic	7/8/12	Austin Kearns	at STL	Victor Marte
5/24/02	Tim Raines	at NYM	Armando Benitez	4/21/13	Miguel Olivo	at CIN	Manny Parra
7/11/03	T. Hollandsworth	at MON	Rocky Biddle	5/12/14	Reed Johnson	at LAD	Brian Wilson
9/4/03	Ramon Castro	vs. PIT	Mike Gonzalez	6/29/14	Marcell Ozuna	vs. OAK	Tommy Milone
9/6/03	Ramon Castro	at MON (PR)	Scott Stewart	8/13/14	Jeff Baker	vs. STL	Kevin Siegrist
4/18/04	Ramon Castro	at ATL	Kevin Gryboski	8/20/14	J. Saltalamacchia	vs. TEX	Neftali Feliz
5/6/04	Damion Easley	at NYM	Mike Stanton	8/29/14	J. Valdespin	at ATL	David Carpenter
7/31/04	Paul Lo Duca	vs. MON	Rocky Biddle	9/6/15	Justin Bour	vs. NYM	Tyler Clippard
9/23/04	Lenny Harris	vs. PHI	Ryan Madson	5/8/16	Chris Johnson	vs. PHI	Andrew Bailey
5/21/05	Joe Dillon	vs. TB	Jesús Colome	6/9/16	Chris Johnson	at MIN	Taylor Rogers
7/7/05	C. Delgado (GS)	vs. MIL	Ricky Bottalico	6/10/16	Justin Bour	at ARI	Tyler Clippard
8/31/05	J. Hermida (GS)	vs. STL	Al Reyes	9/6/16	Ichiro Suzuki	vs. PHI	Héctor Neris
9/30/05	Lenny Harris	vs. ATL	Kyle Farnsworth	9/16/16	Derek Dietrich	at PHI	Edubray Ramos
6/3/06	Wes Helms	at COL	David Cortes	9/21/16	Derek Dietrich	vs. WSH	Max Scherzer
6/22/06	Joe Borchard	at BAL	Chris Ray	5/14/17	Tyler Moore	vs. NYL	R.A. Dickey
8/1/06	Josh Willingham	vs. NYM	Billy Wagner	7/9/17	A.J. Ellis	at SF	George Kontos
4/20/07	Cody Ross	vs. WSH	Chad Cordero	7/28/17	Mike Aviles	vs. CIN	Drew Storen
5/9/07	Mike Jacobs	vs. LAD	Brett Tomko	8/22/17	Ichiro Suzuki	at PHI-1	Aaron Nola
6/20/07	Jason Wood	at CWS	Bobby Jenks	9/2/17	Derek Dietrich	vs. PHI	Ricardo Pinto
6/30/07	Miguel Olivo	vs. ATL	Bob Wickman	9/10/17	Dee Gordon	at ATL	Jose Ramirez

MARLINS TO HOMER IN FIRST GAME

PLAYER	DATE	NOTE	PLAYER	DATE	NOTE
Mitch Lyden	6/16/93	First ML At-Bat	Eric Owens	4/2/01	Opening Day
Kurt Abbott	4/5/94	Opening Day	Iván Rodríguez	3/31/03	Opening Day
Charles Johnson	5/6/94		Miguel Cabrera	6/20/03	First ML Hit
Terry Pendleton	4/25/95	Opening Day	Hee-Seop Choi	4/6/04	Opening Day
Moises Alou	4/1/97	Opening Day	Paul Lo Duca	7/31/04	Pinch-hit HR
Mike Redmond	5/31/98		Jeremy Hermida	8/31/05	First ML At-Bat/PH GS
Randy Knorr	8/25/98		John Buck	4/1/11	Opening Day/ First Game as Marlin/ Grand Slam
Álex González	8/25/98				

LONGEST HOME RUNS AT MARLINS PARK

LONGEST HOME RUNS AT MARLINS PARK BY OPP.

DIST.	PLAYER	DATE	OPPONENT	PITCHER
459'	Juan Francisco	4/10/13	ATL	Alex Sanabia
459'	Hunter Pence	8/18/13	SF	Tom Koehler
456'	Mike Trout	5/27/17	LA	Vance Worley
452'	Yasiel Puig	5/3/15	LAD	Jacob Turner
448'	Lucas Duda	4/14/17	NYM	Edinson Volquez

LONGEST MARLINS HOME RUNS AT MARLINS PARK

DIST.	PLAYER	DATE	OPPONENT	PITCHER
490'	Giancarlo Stanton	5/6/16	PHI	Hector Neris
484'	Giancarlo Stanton	6/23/15	STL	Carlos Martínez
484'	Giancarlo Stanton	4/4/14	SD	Eric Stults
481'	Marcell Ozuna	7/30/17	CIN	Raisel Iglesias
475'	Giancarlo Stanton	5/16/15	ATL	Alex Wood

*Distances according to ESPN Home Run Tracker



PITCHING HISTORY

COMPLETE GAME SHUTOUTS

DATE	OPP	SCORE	WINNER	HITS	DATE	OPP	SCORE	WINNER	HITS
5/15/93	at STL	8-0	Ryan Bowen	6	6/16/03	vs. NYM	1-0	Dontrelle Willis	1
5/5/94	vs. PHI	5-0	Chris Hammond	7	6/21/03	vs. TB (5 inn.)	2-0	Dontrelle Willis	2
6/14/94	at STL	7-0	Charlie Hough	5	6/16/04	vs. CWS	4-0	Carl Pavano	3
7/22/94	at COL	4-0	Pat Rapp	3	8/31/04	at NYM	5-0	Josh Beckett	6
6/14/95	at NYM	4-0	Chris Hammond	7	9/10/04	at CHC	7-0	Carl Pavano	7
7/9/95	at STL	6-0	Mark Gardner	7	4/8/05	vs. WAS	9-0	Dontrelle Willis	5
7/13/95	at LA	4-0	Chris Hammond	3	4/10/05	vs. WAS	8-0	Josh Beckett	5
9/17/95	at COL	17-0	Pat Rapp	1	4/13/05	vs. PHI	4-0	Dontrelle Willis	3
9/22/95	vs. NYM	3-0	Pat Rapp	4	6/23/05	at ATL	8-0	Dontrelle Willis	5
4/26/96	at SF	3-0	Kevin Brown	7	6/26/05	at TB	1-0	A.J. Burnett	2
5/11/96	vs. COL	11-0	Al Leiter	0	7/3/05	at NYM	3-0	Dontrelle Willis	3
6/21/96	vs. PIT	4-0	Kevin Brown	5	8/9/05	vs. ARI	5-0	A.J. Burnett	3
7/18/96	vs. PHI	7-0	Kevin Brown	3	8/17/05	vs. SD	6-0	Dontrelle Willis	5
4/10/97	at CHC	1-0	Alex Fernández	1	9/6/06	vs. ARI	2-0	Anibal Sánchez	0
4/11/97	at CIN	10-0	Pat Rapp	5	9/10/06	vs. PHI	3-0	Dontrelle Willis	3
6/10/97	at SF	9-0	Kevin Brown	0	8/19/08	at SF	6-0	Ricky Nolasco	2
8/23/97	vs. STL	3-0	Kevin Brown	5	7/8/09	at SF	7-0	Chris Volstad	5
6/4/99	at TB	10-0	Dennis Springer	7	7/29/10	at SF	5-0	Anibal Sánchez	1
7/21/99	vs. ATL	2-0	Dennis Springer	7	9/20/10	vs. STL	4-0	Chris Volstad	5
5/7/00	vs. NYM	3-0	Ryan Dempster	1	5/26/11	at SF	1-0	Anibal Sánchez	5
7/18/00	at BAL	7-0	Jesús Sánchez	8	6/29/11	at OAK	3-0	Ricky Nolasco	5
8/8/00	at STL	7-0	Jesús Sánchez	6	9/10/11	at PIT	3-0	Anibal Sánchez	1
4/21/01	vs. MON	5-0	Brad Penny	4	9/16/11	at WSH	3-0	Javier Vázquez	5
5/12/01	at SD	3-0	A.J. Burnett	0	5/7/12	at HOU	4-0	Carlos Zambrano	3
7/3/01	at MON	7-0	Ryan Dempster	4	8/28/12	vs. WSH	9-0	Ricky Nolasco	5
4/4/02	at MON	1-0	Brad Penny	4	9/9/12	at WSH	8-0	Ricky Nolasco	4
4/14/02	vs. ATL	7-0	A.J. Burnett	4	9/29/13	vs. DET	1-0	Henderson Álvarez	0
6/5/02	vs. TB	3-0	A.J. Burnett	3	4/19/14	vs. SEA	7-0	Henderson Álvarez	2
6/20/02	vs. CLE (6 inn.)	3-0	A.J. Burnett	2	5/6/14	vs. NYM	3-0	Henderson Álvarez	6
8/1/02	vs. STL	4-0	A.J. Burnett	4	6/3/14	vs. TB	1-0	Henderson Álvarez	8
8/18/02	vs. SF	3-0	A.J. Burnett	3	6/3/17	vs. ARI	3-0	Edinson Volquez	0

MARLINS LOW-HIT GAMES

DATE	OPP	SCORE	PITCHER(S)	HITS	DATE	OPP	SCORE	PITCHER(S)	HITS
5/11/96	vs. COL	11-0	Al Leiter	0	8/1/00	vs. HOU	3-4	Smith, Aybar, Darenbourg	2
6/10/97	at SF	9-0	Kevin Brown	0	6/9/01	at TOR	6-1	A.J. Burnett	2
5/12/01	at SD	3-0	A.J. Burnett	0	7/16/01	vs. BAL	4-0	Sánchez, Bones, Darenbourg, Looper	2
9/6/06	vs. ARI	2-0	Anibal Sánchez	0	5/19/02	at SF	4-2	Beckett, Looper, V. Nuñez	2
9/29/13	vs. DET	1-0	Henderson Álvarez	0	6/20/02	vs. CLE (6)	3-0	A.J. Burnett	2
6/3/17	vs. ARI	3-0	Edinson Volquez	0	6/21/02	vs. DET	4-1	Tejera, Looper, V. Nuñez	2
7/9/94	vs. COL	4-2	Rapp, Johnstone, Nen	1	8/14/02	vs. COL	1-0	Penny, Lloyd	2
9/17/95	at COL	17-0	Pat Rapp	1	6/21/03	vs. TB (5)	2-0	Dontrelle Willis	2
4/10/97	at CHC	1-0	Alex Fernández	1	8/10/04	vs. STL (10)	1-2	Beckett, Seanez, Mota	2
7/16/97	vs. LAD	5-1	Kevin Brown	1	9/25/04	at ATL	0-1	Pavano, Seanez	2
5/7/00	vs. NYM	3-0	Ryan Dempster	1	6/26/05	vs. TB	1-0	A.J. Burnett	2
6/16/01	vs. TB	11-0	Penny, Bones	1	5/26/06	vs. NYM	5-1	Johnson, Kensing, Borowski	2
6/26/01	vs. MON	3-0	Penny, Alfonseca	1	7/19/06	vs. WAS	1-0	Sánchez, Tankersley, Borowski	2
6/16/03	vs. NYM	1-0	Dontrelle Willis	1	5/6/08	vs. MIL	3-0	Olsen, Gregg	2
5/26/04	at CIN	3-0	Phelps, Perisho, Benitez	1	8/19/08	at SF	6-0	Ricky Nolasco	2
7/22/08	vs. ATL	4-0	VandenHurk, Nelson, Pinto, Lindstrom	1	9/22/09	vs. PHI	3-0	Sánchez, Nuñez*	2
6/18/09	at BOS (5)	2-1	Ricky Nolasco	1	5/18/10	vs. ARI	8-0	Johnson, Sánchez, Hensley	2
7/29/10	at SF	5-0	Anibal Sánchez	1	4/13/11	at ATL	5-1	Johnson, Webb, Choate	2
4/22/11	vs. COL	4-1	Anibal Sánchez	1	4/19/11	vs. PIT	6-0	Johnson, Dunn, Sanchez	2
9/10/11	at PIT	3-0	Anibal Sánchez	1	6/7/11	vs. ATL	0-1	Hand, Mujica, Webb	2
5/4/13	at PHI	2-0	Fernández, Dunn, Cishek	1	9/21/11	vs. ATL	4-0	Vázquez, Mujica, Nuñez*	2
6/17/16	vs. COL	5-1	Conley, Wittgren Barracough, Phelps, McGowan	1	9/6/13	vs. WSH	7-0	Fernández, Qualls, Hand	2
4/18/17	at SEA	5-0	Chen, Ziegler, Barracough	1	4/19/14	vs. SEA	7-0	Henderson Álvarez	2
5/7/17	at NYM	7-0	Ureña, Phelps, Barracough	1	5/7/14	vs. NYM	1-0	Koehler, Cishek	2
5/10/94	vs. PIT	1-0	Hammond, Hernández	2	4/21/16	vs. WSH	5-1	Koehler, Breslow, Barracough , Phelps, Ramos	2
4/12/96	at LAD	3-1	John Burkett	2	4/27/16	at LAD	2-0	Nicolino , Morris, Ege	2
7/17/96	vs. HOU	11-2	Leiter, Pall, Powell, Nen	2	6/19/16	vs. COL	3-0	Phelps, Ureña , Koehler, Barracough	2
7/28/96	vs. SD	8-2	Leiter, Powell, Nen	2				Phelps, Ramos	
8/13/96	vs. COL	5-0	Leiter, Powell, Nen	2					
9/22/96	vs. HOU	6-0	Helling, Hammond	2					
7/29/00	vs. ARI	4-2	Sánchez, Miceli, Alfonseca	2					

* Pitched as Juan Carlos Oviedo since 2012



FRONT OFFICE
 FIELD AND CLUBHOUSE STAFF
 PLAYERS
 2017 IN REVIEW
 CLUB HISTORY
 POSTSEASON HISTORY
 PLAYER DEVELOPMENT
 2018 OPPONENTS
 GENERAL INFORMATION

PITCHING HISTORY

SINGLE-GAME STRIKEOUT HIGHS

NO.	PITCHER	DATE	OPP	NO.	PITCHER	DATE	OPP
16	Ricky Nolasco	September 30, 2009	ATL	11	Jesús Sánchez	September 19, 1998	NYM
14	A.J. Burnett	August 29, 2004	COL		Chuck Smith	June 19, 2000	MIL
	A.J. Burnett	July 6, 2005	MIL		Ryan Dempster	July 7, 2000	TB
	Anibal Sánchez	April 28, 2012	ARI		Chuck Smith	September 4, 2000	HOU
	José Fernández	August 2, 2013	CLE		Chuck Smith	September 29, 2000	PHI
	José Fernández	April 22, 2014	ATL		Matt Clement	August 1, 2001	MIL
	José Fernández	June 5, 2016	NYM		Josh Beckett	April 23, 2002	HOU
	José Fernández	July 18, 2016	PHI		A.J. Burnett	June 15, 2002	TB
	José Fernández	September 9, 2016	LAD		A.J. Burnett	June 30, 2002	TB
	Dan Straily	April 22, 2017	SD		Mark Redman	April 24, 2003	MIL
13	Brad Penny	June 26, 2001	MON		Josh Beckett	September 14, 2003	ATL
	A.J. Burnett	April 22, 2005	CIN		Josh Becket	April 11, 2004	PHI
	Ricky Nolasco	August 2, 2008	COL		Josh Beckett	April 10, 2005	WSH
	José Fernández	July 28, 2013	PIT		Scott Olsen	July 21, 2006	PIT
	José Fernández	April 6, 2016	DET		Dontrelle Willis	August 14, 2007	ARI
	José Fernández	June 26, 2016	CHC		Ricky Nolasco	August 19, 2008	SF
12	Bobby Witt	June 20, 1995	LAD		Josh Johnson	August 14, 2009	COL
	Josh Beckett	July 21, 2002	MON		Ricky Nolasco	July 4, 2010	ATL
	A.J. Burnett	July 27, 2002	MON		Josh Johnson	July 22, 2010	COL
	Dontrelle Willis	October 2, 2005	ATL		Ricky Nolasco	May 6, 2011	WSH
	Dontrelle Willis	September 10, 2006	PHI		Anibal Sánchez	May 8, 2011	WSH
	Ricky Nolasco	July 15, 2008	TB		Javier Vázquez	August 24, 2011	CIN
	Ricky Nolasco	July 5, 2009	PIT		Anibal Sánchez	September 10, 2011	PIT
	Josh Johnson	September 4, 2010	ATL		Ricky Nolasco	May 19, 2013	ARI
	Josh Johnson	April 26, 2010	SD		Mat Latos	June 13, 2015	COL
	Wei-Yin Chen	May 11, 2016	MIL		José Fernández	July 22, 2015	ARI
	José Fernández	May 26, 2016	TB		José Fernández	May 9, 2016	MIL
	José Fernández	September 20, 2016	WSH		José Fernández	May 15, 2016	WSH
11	Al Leiter	August 23, 1996	CIN		Adam Conley	August 20, 2017	NYM
	Al Leiter	July 28, 1997	CIN				

SINGLE-SEASON SCORELESS STREAKS

BY STARTING PITCHER

BY RELIEF PITCHER

STREAK	PITCHER	START	END	STREAK	PITCHER	START	END
29.0	Javier Vázquez	9/5/11	9/27/11	26.1	Luis Aquino	5/15/94	7/26/94
26.0	Henderson Alvarez	5/22/14	6/8/14	18.2	Todd Jones	7/19/05	8/27/05
24.2	Pat Rapp	9/12/95	9/27/95	18.0	Clay Hensley	8/25/10	10/03/10
24.0	Chris Hammond	5/5/94	5/21/94	17.2	Robb Nen	7/21/95	8/28/95
	Dontrelle Willis	4/8/05	4/18/05	17.1	Ryan Webb	4/20/13	5/20/13
23.0	Anibal Sánchez	7/6/06	7/25/06	17.0	Steve Cishek	6/8/13	7/14/13
	José Fernández	5/26/16	6/11/16	16.2	Félix Heredia	6/1/97	6/30/97
21.0	A.J. Burnett	8/12/02	9/27/02	16.0	Braden Looper	8/31/02	9/29/02
20.0	Josh Johnson	5/13/10	5/29/10	15.2	Bryan Harvey	5/12/93	6/22/93
19.1	Josh Johnson	4/13/11	4/24/11		Ricky Bones	4/4/00	4/25/00
19.0	Kevin Brown	6/16/96	6/26/96		Steve Cishek	6/27/12	8/7/12
	Jesús Sánchez	6/27/01	8/3/01		Dan Jennings	4/26/14	7/6/14
	Dontrelle Willis	6/16/03	6/26/03				
	Dontrelle Willis	6/13/05	6/23/05				
	Scott Olsen	8/29/06	9/8/06				
	Carlos Zambrano	5/2/12	5/13/12				

FRONT OFFICE
FIELD AND
CLUBHOUSE STAFF
PLAYERS
2017 IN REVIEW
CLUB HISTORY
POSTSEASON HISTORY
PLAYER DEVELOPMENT
2018 OPPONENTS
GENERAL INFORMATION



GAME HISTORY

HIGHEST SCORING GAMES BY MARLINS

RUNS	DATE	SITE	FINAL SCORE
22	July 26, 2017	Globe Life Park	Miami 22, Texas 10
20	July 1, 2003	Sun Life Stadium	Florida 20, Atlanta 1
18	July 5, 2006	RFK Stadium	Florida 18, Washington 9
17	September 17, 1995	Coors Field	Florida 17, Colorado 0
17	April 5, 2003	Turner Field	Florida 17, Atlanta 1
17	July 4, 2008	Coors Field	Florida 17, Colorado 18
16	June 23, 1995	Cinergy Field	Florida 16, Cincinnati 4
16	August 5, 1996	Coors Field	Florida 16, Colorado 9
16	July 23, 2005	AT&T Park	Florida 16, San Francisco 4
16	September 11, 2006	Sun Life Stadium	Florida 16, New York-NL 5
16	September 1, 2010	Sun Life Stadium	Florida 16, Washington 10
15	April 9, 1994	Qualcomm Stadium	Florida 15, San Diego 1
15	July 15, 1996	Sun Life Stadium	Florida 15, Houston 5
15	June 10, 2002	Kauffman Stadium	Florida 15, Kansas City 8 (14 inn.)
15	June 15, 2005	Wrigley Field	Florida 15, Chicago-NL 5
15	July 31, 2006	Citizens Bank Park	Florida 15, Philadelphia 2
15	August 16, 2006	Dodger Stadium	Florida 15, Los Angeles-NL 4
15	September 26, 2014 (GM 2)	Nationals Park	Miami 15, Washington 7
14	May 14, 1999	County Stadium	Florida 14, Milwaukee 6
14	September 6, 2003	Hiram Bithorn Stadium	Florida 14, Montreal 4
14	September 18, 2005	Sun Life Stadium	Florida 14, Philadelphia 6
14	June 8, 2007	Sun Life Stadium	Florida 14, Tampa Bay 8
14	August 14, 2007	Sun Life Stadium	Florida 14, Arizona 5
14	September 2, 2008	Sun Life Stadium	Florida 14, Atlanta 16
14	September 17, 2008	Sun Life Stadium	Florida 14, Houston 2
14	September 19, 2008	Sun Life Stadium	Florida 14, Philadelphia 8
14	July 9, 2009	Chase Field	Florida 14, Arizona 7
14	June 11, 2010	Tropicana Field	Florida 14, Tampa Bay 9
14	May 5, 2013	Citizens Bank Park	Miami 14, Philadelphia 2
14	May 21, 2014	Citizens Bank Park	Miami 14, Philadelphia 5
14	July 11, 2015	Marlins Park	Miami 14, Cincinnati 3
14	August 12, 2015	Marlins Park	Miami 14, Boston 6
13	18x; last, September 18, 2017	Marlins Park	Miami 13, New York-NL 1

HIGHEST SCORING GAMES BY OPPONENTS

RUNS	DATE	SITE	FINAL SCORE
25	June 27, 2003	Fenway Park	Boston 25, Florida 8
22	August 31, 1996	Cinergy Field	Cincinnati 22, Florida 8
20	July 27, 1996	Sun Life Stadium	San Diego 20, Florida 12
20	October 5, 2001	Turner Field	Atlanta 20, Florida 3
18	October 3, 1999	Turner Field	Atlanta 18, Florida 0
18	August 23, 2002	Qualcomm Stadium	San Diego 18, Florida 2
18	July 4, 2008	Coors Field	Colorado 18, Florida 17
17	May 4, 1996	Coors Field	Colorado 17, Florida 5
17	April 16, 1999	Veterans Stadium	Philadelphia 17, Florida 3
17	July 22, 2000	Sun Life Stadium	Montreal 17, Florida 7
17	July 8, 2006 (GM2)	Shea Stadium	New York-NL 17, Florida 3
16	August 5, 1993	Busch Stadium	St. Louis 16, Florida 6
16	April 20, 1994	Mile High Stadium	Colorado 16, Florida 6
16	July 20, 2003	Sun Life Stadium	Chicago-NL 16, Florida 2
16	September 2, 2008	Sun Life Stadium	Atlanta 16, Florida 14
15	10x; last, September 27, 2017	Coors Field	Colorado 15, Miami 9



GAME HISTORY

MARLINS 1-0 WINS

DATE	OPP	PITCHER(S) - WP in bold	LOSER
8/3/93	at STL	Charlie Hough , Bryan Harvey	Donovan Osborne
4/7/94	at LAD	Chris Hammond , Bryan Harvey	Ramon Martinez
5/10/94	vs. PIT	Chris Hammond , Jeremy Hernández	Randy Tomlin
4/6/96	vs. SF (10 inn.)	Kevin Brown, Robb Nen	Mark Dewey
4/10/97	at CHI	Alex Fernández	Frank Castillo
7/31/97	vs. ATL	Tony Saunders , Powell, Cook, Nen	Paul Byrd
5/3/98	vs. SD	Jesús Sánchez , Félix Heredia, Jay Powell	Andy Ashby
9/26/98	vs. PHI (13 inn.)	Sánchez, Mantei, Edmondson, Darenbourg, Stanifer	Ricky Bottalico
10/2/99	at ATL (10 inn.)	Ryan Dempster, Braden Looper , Antonio Alfonseca	Derrin Ebert
5/19/01	vs. COL	Brad Penny , Armando Almanza, Antonio Alfonseca	John Thomson
6/3/01	vs. NYM	A.J. Burnett, Antonio Alfonseca	Turk Wendell
9/24/01	vs. ATL	Brad Penny , Vic Darenbourg, Antonio Alfonseca	John Burkett
4/4/02	at MON	Brad Penny	Carl Pavano
5/9/02	vs. SD	Hansel Izquierdo , Michael Tejera, Braden Looper, Vladimir Nuñez	Brian Tollberg
8/14/02	vs. COL	Brad Penny, Graeme Lloyd	Victor Santos
6/16/03	vs. NYM	Dontrelle Willis	Tom Glavine
6/26/05	at TB	A.J. Burnett	Seth McClung
7/19/06	vs. WAS	Anibal Sánchez , Taylor Tankersley, Joe Borowski	Ramon Ortiz
5/30/10	vs. PHI	Anibal Sánchez , Taylor Tankersley, Clay Hensley, Leo Nuñez*	Jamie Moyer
7/18/10	vs. WSH	Alex Sanabia , Brian Sánchez, Jose Veras, Clay Hensley, Leo Nuñez*	Craig Stammen
8/31/10	vs. WSH	Anibal Sánchez, Jose Veras, Clay Hensley	Drew Storen
5/14/11	at WSH	Anibal Sánchez , Leo Nuñez*	Liván Hernández
5/26/11	at SF	Anibal Sánchez	Ryan Vogelsong
8/10/13	at ATL	Nathan Eovaldi, Chad Qualls, Mike Dunn , Steve Cishek	Jordan Walden
8/13/13	at KC*	José Fernández, Mike Dunn, Chad Qualls , Steve Cishek	Kelvin Herrera
9/29/13	vs. DET	Henderson Alvarez	Luke Putkonen
4/22/14	at ATL	José Fernández , Steve Cishek	Alex Wood
5/7/14	vs. NYM	Tom Koehler, Steve Cishek	Carlos Torres
6/3/14	vs. TB	Henderson Alvarez	Chris Archer
5/23/15	vs. BAL (13 inn.)	Dan Haren, Sam Dyson, Mike Dunn, A.J. Ramos, Bryan Morris, Carter Capps	T.J. McFarland
9/24/15	vs. PHI	Jarred Cosart, Jose Ureña, Bryan Morris , Mike Dunn, A.J. Ramos	Alec Asher
6/5/16	vs. NYM	José Fernández , David Phelps, A.J. Ramos	Matt Harvey
9/20/16	vs. WSH	José Fernández , David Phelps	Tanner Roark

*Pitching as Juan Carlos Oviedo since 2012

MARLINS 1-0 LOSSES

DATE	OPP	PITCHER(S) - LP in bold	WINNER
5/10/93	at NYM	Ryan Bowen	Bret Saberhagen
5/16/93	at STL	Luis Aquino, Trevor Hoffman	Lee Smith
9/12/93	at LAD	Pat Rapp , Rich Rodriguez, Jack Armstrong	Pedro Astacio
9/14/93	vs. PIT (6 inn.)	Chris Hammond	Paul Wagner
4/29/95	at SF	Pat Rapp , Dunbar, Mathews, Johnstone, Perez	Trevor Wilson
6/17/96	at SF	Al Leiter , Yorkins Perez, Jay Powell	Oswaldo Fernández
5/4/97	at HOU	Kevin Brown	Darryl Kile
9/12/97	vs. SF	Liván Hernández , Dennis Cook	Kirk Rueter
4/18/01	at ATL	Ryan Dempster , Vic Darenbourg, Ricky Bones	Tom Glavine
5/7/01	at LAD	A.J. Burnett , Ricky Bones, Braden Looper, Vic Darenbourg	Kevin Brown
9/21/01	at PHI	A.J. Burnett, Vladimir Nuñez	Jose Mesa
8/2/02	vs. MIL	Julian Tavarez , Carl Pavano, Vladimir Nuñez	Jamie Wright
8/12/02	vs. COL	A.J. Burnett	Jason Jennings
7/19/03	vs. CHC	Brad Penny , Nate Bump	Kerry Wood
9/19/03	at ATL	Josh Beckett , Ugueth Urbina	Russ Ortiz
8/11/04	vs. STL	Carl Pavano , Guillermo Mota	Jeff Suppan
9/25/04	at ATL	Carl Pavano , Rudy Seanez	Mike Hampton
5/27/05	vs. NYM	Brian Moehler , Jim Mecir	Pedro Martinez
8/12/05	vs. SF	Dontrelle Willis , Guillermo Mota	Noah Lowry
4/3/06	at HOU	Dontrelle Willis, Josh Johnson , Joe Borowski, Carlos Martinez	Roy Oswalt
7/4/07	at SD	J. Johnson, R. Pinto, J. Miller, A. Benitez, Matt Lindstrom	Heath Bell
5/29/10	vs. PHI (13 inn.)#	Josh Johnson , Clay Hensley, Leo Nuñez*	Roy Halladay
6/7/11	vs. ATL	Brad Hand , Edward Mujica, Ryan Webb	Tommy Hanson
6/28/11	at OAK	Javier Vázquez , Burke Badenhop, Randy Choate	Gio Gonzalez
7/4/11	vs. PHI	Ricky Nolasco , Randy Choate, Mike Dunn, Edward Mujica	Vance Worley
9/7/11	vs. NYM	Brad Hand , Steve Cishek, Mike Dunn, Ryan Webb, Burke Badenhop	R.A. Dickey
8/14/12	vs. PHI	Josh Johnson , Mike Dunn, Steve Cishek	Kyle Kendrick
5/8/13	at SD	Ricky Nolasco , Mike Dunn	Jason Marquis
5/18/13	vs. ARI	Tom Koehler , Ryan Webb, Mike Dunn, Steve Cishek	Brandon McCarthy
7/21/13	at MIL (13 inn.)	Henderson Alvarez, Mike Dunn, Chad Qualls, AJ Ramos, Ryan Webb	John Axford
9/15/13	vs. NYM (12 inn.)	Tom Koehler, AJ Ramos, Mike Dunn, Chad Qualls, Zach Phillips , Ryan Webb	Vic Black
6/19/14	at NYM	Andrew Heaney , Bryan Morris, Kevin Gregg	Zack Wheeler
8/31/14	at ATL	Nathan Eovaldi , Chris Hatcher, A.J. Ramos	Alex Wood
9/28/14	at WSH	Henderson Alvarez , A.J. Ramos	Jordan Zimmermann
7/10/15	vs. CIN	David Phelps , Bryan Morris, Sam Dyson	Mike Leake
7/30/15	vs. WSH	Dan Haren , Bryan Morris, Mike Dunn, A.J. Ramos	Max Scherzer
8/10/16	vs. SF	David Phelps , Mike Dunn, Nick Wittgren, Brian Ellington, Kyle Barradough	Jeff Samardzija
8/23/16	vs. KC	Andrew Cashner , Mike Dunn, Kyle Barradough, AJ Ramos	Yordano Ventura
8/27/16	vs. SD	José Ureña , Mike Dunn, Kyle Barradough, AJ Ramos, Fernando Rodney	Clayton Richard
7/31/17	vs. WSH	José Ureña , Jarlin Garcia	Gio Gonzalez

#Perfect Game; *Pitching as Juan Carlos Oviedo since 2012

FRONT OFFICE

FIELD AND CLUBHOUSE STAFF

PLATERS

2017 IN REVIEW

CLUB HISTORY

POSTSEASON HISTORY

PLAYER DEVELOPMENT

2018 OPPONENTS

GENERAL INFORMATION



GAME HISTORY

MARLINS HITS IN A SINGLE GAME

HITS	DATE	OPPONENT
25	July 1, 2003	vs. Atlanta
24	July 15, 1996	vs. Houston
23	April 5, 2003	at Atlanta
22	June 15, 1994	at St. Louis
22	August 5, 1996	at Colorado
22	July 4, 2008	at Colorado
22	September 9, 2011	at Pittsburgh
22	September 26, 2014 (GM 2)	at Washington
22	July 26, 2017	at Texas
21	June 11, 1993	vs. Pittsburgh
21	September 17, 1995	at Colorado
21	September 24, 1996	vs. Atlanta
21	September 11, 2007	vs. Washington
21	September 20, 2007	vs. New York-NL
21	July 11, 2015	vs. Cincinnati

OPPONENT HITS IN A SINGLE GAME

HITS	DATE	OPPONENT
28	June 27, 2003	at Boston
22	April 27, 2003 (20 inn.)	vs. St. Louis
21	May 4, 1996	at Colorado
21	September 7, 1998	at Colorado
21	October 3, 1999	at Atlanta
21	July 4, 2008	at Colorado
21	September 2, 2008	vs. Atlanta
21	May 12, 2015	at Los Angeles-NL
20	August 14, 2001	at San Francisco
20	July 20, 2003	vs. Chicago-NL
20	August 30, 2006	at St. Louis
20	September 16, 2007	at Colorado
20	July 20, 2011	vs. San Diego
20	July 19, 2017	vs. Philadelphia

LONGEST GAMES

INN.	DATE	SITE	FINAL SCORE
20	April 27, 2003	Sun Life Stadium	St. Louis 7, Florida 6
20	June 8, 2013	Citi Field	Miami 2, New York-NL 1
17	June 8, 1998	Sun Life Stadium	Florida 4, Toronto 3
16	August 20, 1999	Sun Life Stadium	Houston 6, Florida 4
16	July 12, 2002	Wrigley Field	Chicago-NL 5, Florida 4
16	April 13, 2017	Marlins Park	New York-NL 9, Miami 8
15	August 10, 1993	Sun Life Stadium	Florida 3, Chicago-NL 2
15	May 11, 1995	Sun Life Stadium	Cincinnati 3, Florida 1
15	June 18, 1996	3Com Park	San Francisco 9, Florida 8
15	June 19, 1996	3Com Park	San Francisco 7, Florida 4
15	June 16, 2012	Tropicana Field	Miami 4, Tampa Bay 3
15	April 29, 2013	Marlins Park	Miami 4, New York-NL 3
15	September 12, 2017	Citizens Bank Park	Philadelphia 9, Miami 8
14	July 18, 1995	3Com Park	Florida 12, San Francisco 10
14	August 1, 1996	Dodger Stadium	Florida 7, Los Angeles-NL 6
14	May 20, 1999	Sun Life Stadium	Florida 4, Pittsburgh 3
14	April 20, 2000	Sun Life Stadium	Florida 3, Pittsburgh 2
14	August 28, 2001	Wrigley Field	Florida 4, Chicago-NL 3
14	April 13, 2002	Sun Life Stadium	Florida 5, Atlanta 4
14	June 10, 2002	Kauffman Stadium	Florida 15, Kansas City 8
14	June 14, 2002	Sun Life Stadium	Tampa Bay 4, Florida 3
14	September 17, 2002	Sun Life Stadium	Montreal 8, Florida 5
14	April 20, 2007	Sun Life Stadium	Washington 6, Florida 5
14	May 4, 2009	Sun Life Stadium	Florida 3, Cincinnati 2
14	September 4, 2011	Sun Life Stadium	Florida 5, Philadelphia 4
14	July 8, 2013	Marlins Park	Atlanta 7, Miami 1
14	June 26, 2014	Citizens Bank Park	Philadelphia 5, Miami 3
14	June 28, 2014	Marlins Park	Oakland 7, Miami 6
14	August 8, 2016	Marlins Park	San Francisco 8, Miami 7



BEST/WORST RECORDS BY GAME

NO.	BEST	YEAR	WORST	YEAR	NO.	BEST	YEAR	WORST	YEAR
10	9-1	2009	1-9	1998, 2013	87	51-36	1997	31-56	1999
11	10-1	2009	1-10	1998	88	51-37	1997	32-56	1998, '99, 2013
12	11-1	2009	1-11	1998	89	52-37	1997	32-57	2013
13	11-2	2009	2-11	1998, 2013	90	53-37	1997	33-57	2013
14	11-3	2009	3-11	1995, '98, 2013, '15	91	53-38	1997	34-57	1999, 2013
15	11-4	2004, '09	3-12	1995, 2013	92	54-38	1997	34-58	1999
16	11-5	2004, '09	3-13	1995, 2013	93	55-38	1997	35-58	1999, 2013
17	12-5	2004	4-13	1995, '98, 2013	94	55-39	1997	35-59	1999, 2013
18	12-6	2004, '11	4-14	1995, 2013	95	56-39	1997	35-60	2013
19	13-6	2004	4-15	2013	96	56-40	1997	35-61	2013
20	13-7	2004, '11	4-16	2013	97	56-41	1997	36-61	2013
21	14-7	2004, '11	5-16	1995, 2013	98	56-42	1997	37-61	1998, 2013
22	15-7	2004, '11	5-17	1995, 2013	99	57-42	1997	37-62	1998, 2013
23	15-8	2004, '11	5-18	1995, 2013	100	58-42	1997	37-63	1998
24	16-8	2011	5-19	1995, 2013	101	58-43	1997	37-64	1998
25	16-9	2011	5-20	1995	102	58-44	1997	37-65	1998
26	17-9	2011	6-20	1995, '99	103	58-45	1997	37-66	1998
27	18-9	2011	6-21	1995, '99	104	59-45	1997	38-66	1998
28	18-10	2011	6-22	1999	105	60-45	1997	38-67	1998
29	19-10	2011	7-22	1995, '99	106	61-45	1997	38-68	1998
30	19-11	2011	7-23	1995, '99	107	62-45	1997	38-69	1998
31	19-12	2005, '11	8-23	1995, '99	108	62-46	1997	38-70	1998
32	19-13	2005, '11	8-24	1995, '99	109	63-46	1997	39-70	1998
33	20-13	2011	8-25	1995	110	64-46	1997	39-71	1998
34	20-14	2004, '08, '11	9-25	1995, '99	111	65-46	1997	39-72	1998
35	21-14	2008, '11	9-26	1995	112	66-46	1997	39-73	1998
36	22-14	2008	9-27	1995	113	66-47	1997	40-73	1998
37	23-14	2008	10-27	1995	114	67-47	1997	40-74	1998
38	23-15	2008, '11	11-27	1995, '99, 2006, '13	115	67-48	1997	41-74	1998
39	23-16	1997, 2005, '08, '11	11-28	1999, 2006, '13	116	68-48	1997	41-75	1998
40	24-16	1997, 2005, '11	11-29	1999, 2006, '13	117	68-49	1997	41-76	1998
41	25-16	1997, 2005	11-30	2006, '13	118	68-50	1997	42-76	1998
42	26-16	1997, 2005	11-31	2006, '13	119	69-50	1997	43-76	1998
43	27-16	1997	11-32	2013	120	70-50	1997	44-76	1998
44	27-17	1997	12-32	2013	121	70-51	1997	44-77	1998
45	27-18	1997	13-32	2013	122	71-51	1997	44-78	1998
46	28-18	1997	13-33	2013	123	71-52	1997	44-79	1998
47	29-18	1997	13-34	2013	124	72-52	1997	44-80	1998
48	29-19	1997, 2011	13-35	2013	125	73-52	1997	44-81	1998
49	30-19	1997	13-36	2013	126	73-53	1997	45-81	1998
50	30-20	1997, 2004, '08, '11	13-37	2013	127	74-53	1997	45-82	1998
51	31-20	1997	13-38	2013	128	75-53	1997	45-83	1998
52	31-21	1997	13-39	2013	129	75-54	1997	45-84	1998
53	31-22	1997, 2011	13-40	2013	130	76-54	1997	45-85	1998
54	32-22	1997	13-41	2013	131	77-54	1997	45-86	1998
55	32-23	1997	14-41	2013	132	77-55	1997	46-86	1998
56	33-23	1997	15-41	2013	133	78-55	1997	47-86	1998
57	33-24	1997	16-41	2013	134	79-55	1997	47-87	1998
58	34-24	1997	16-42	2013	135	80-55	1997	47-88	1998
59	34-25	1997	16-43	2013	136	81-55	1997	47-89	1998
60	35-25	1997	16-44	2013	137	82-55	1997	47-90	1998
61	35-26	1997	17-44	1998, 2013	138	83-55	1997	47-91	1998
62	36-26	1997	18-44	1998, 2013	139	83-56	1997	47-92	1998
63	37-26	1997	18-45	2013	140	83-57	1997	47-93	1998
64	38-26	1997	19-45	1998, 2013	141	83-58	1997	47-94	1998
65	38-27	1997	19-46	1998, 2013	142	84-58	1997	47-95	1998
66	39-27	1997	20-46	1998, 2013	143	84-59	1997	48-95	1998
67	40-27	1997	20-47	1998, 2013	144	84-60	1997	48-96	1998
68	41-27	1997	21-47	1998, 2013	145	84-61	1997	48-97	1998
69	41-28	1997	21-48	1998	146	85-61	1997	48-98	1998
70	42-28	1997	21-49	1998	147	86-61	1997	48-99	1998
71	42-29	1997	22-49	1998, 2013	148	86-62	1997	48-100	1998
72	43-29	1997	23-49	1998, 2013	149	87-62	1997	48-101	1998
73	43-30	1997	24-49	1998, 2013	150	87-63	1997	49-101	1998
74	44-30	1997	24-50	1998, 2013	151	88-63	1997	49-102	1998
75	45-30	1997	25-50	1998, 2013	152	89-63	1997	50-102	1998
76	45-31	1997	25-51	1998	153	90-63	1997	50-103	1998
77	45-32	1997	26-51	1998, '99	154	90-64	1997	51-103	1998
78	46-32	1997	27-51	1998, '99, 2013	155	90-65	1997	51-104	1998
79	47-32	1997	27-52	1998, '99	156	90-66	1997	51-105	1998
80	48-32	1997	27-53	1998	157	91-66	1997	51-106	1998
81	48-33	1997	28-53	1998	158	92-66	1997	51-107	1998
82	49-33	1997	29-53	1998, '99	159	92-67	1997	52-107	1998
83	50-33	1997	30-53	1998, '99	160	92-68	1997	53-107	1998
84	50-34	1997	30-54	1998, '99	161	92-69	1997	54-107	1998
85	50-35	1997	30-55	1998, '99	162	92-70	1997	54-108	1998
86	50-36	1997	31-55	1998, '99					

FRONT OFFICE

FIELD AND CLUBHOUSE STAFF

PLAYERS

2017 IN REVIEW

CLUB HISTORY

POSTSEASON HISTORY

PLAYER DEVELOPMENT

2018 OPPONENTS

GENERAL INFORMATION



ALL-TIME NUMERICAL ROSTER

FRONT OFFICE

FIELD AND CLUBHOUSE STAFF

PLAYERS

2017 IN REVIEW

CLUB HISTORY

POSTSEASON HISTORY

PLAYER DEVELOPMENT

2018 OPPONENTS

GENERAL INFORMATION

1	Cookie Rojas	1993-96	Andy Fox	2007-09	Paul Lo Duca	2008
	Luis Castillo	1997-2005	Brett Hayes	2010-12	Bryan Petersen	2010-11
2	Eric Reed	2006-07	Casey McGehee	2014	Kevin Mattison	2012
	Emilio Bonifacio	2009-12	Dee Gordon	2015-17	José Fernández	2013-16
3	Jordany Valdespin	2014	Bob McClure	1993	Darrell Whitmore	1993-95
	Robert Andino	2016	Gary Sheffield	1993-98	Jeff Pentland	1996
4	Steve Lombardozzi	2017	David Berg	1999-2001	Todd Dunwoody	1997-99
	Scott Pose	1993	Jeff Torborg	2002-03	Sandy Martinez	2000
5	Devon White	1996	Lenny Harris	2003-05	Ramon Castro	2000-04
	Josh Booty	1997-98	Gary Tuck	2006	Mike Jacobs	2006-08
6	Chris Clapinski	2000	Carlos Martinez	2007	Jim Presley	2009-10
	Marty Malloy	2002	Carlos Tosca	2007-10	Brandon Hyde	2010-11
7	Damion Easley	2004-05	John Mallee	2010	Donovan Solano	2012-15
	Hanley Ramirez	2006-12	Dewayne Wise	2011	A.J. Ellis	2017
8	Gorkys Hernández	2012	Adam Greenberg	2012	Dave Magadan	1993-94
	Brett Butler	2014-15	Jeff Baker	2014-15	Matt Mantei	1995-96
9	Carl Everett	1993-94	Christian Colon	2017	Moises Alou	1997
	Quilvio Veras	1995-96	Chris Hammond	1993-96	Kevin Millar	1998-99
10	Edgar Rentería	1997	Jim Leyland	1997-98	Mark Smith	2000
	Ryan Jackson	1998	Álex González	1999-2005	Jeff Abbott	2001
11	Pablo Ozuna	2000-02	Robert Andino	2006-08	Lenny Harris	2003
	Chris Aguilá	2004-06	Alejandro de Aza	2009	Jeff Conine	2003-05
12	Jorge Cantú	2008-10	Mike Rivera	2010	Jim Presley	2007
	Chad Tracy	2010	John Mallee	2011	Wes Helms	2006, 08-11
13	Joe Thurston	2011	Jose Lopez	2011	Casey Kotchman	2013
	Nick Green	2012	Bryan Petersen	2012	Reid Cornelius	2015
14	Adeiny Hechavarría	2013-17	Mike Redmond	2013-15	Tomas Telis	2016
	Monty Farris	1993	Tomas Telis	2015	Jeff Conine	1993-97
15	Greg Colbrunn	1994-96	J.T. Realmuto	2016	John Roskos	1998-99
	Mark Kotsay	1997-98	Doug Rader	1993-94	Mike Lowell	2000-05
16	Randy Knorr	1998	Joe Breen	1999-2001	Jim Presley	2006
	Rusty Kuntz	2000	Bruce Kimm	1997-98	Logan Kensing	2006-08
17	Lyle Mouton	2001	Mike Mordecai	2002-05	Anibal Sánchez	2009-12
	Eric Owens	2001	Joe Dillon	2005	Rob Brantly	2012-13
18	Brian Banks	2002	Cody Ross	2006-10	Miguel Rojas	2015-
	Gerald Williams	2003	Omar Infante	2012	Greg Biley	1993
19	Robert Andino	2005	Gil Velazquez	2013	Jesús Tavarez	1994-96
	Alfredo Amézaga	2006-09	Kike Hernández	2014	Darren Daulton	1997
20	Joe Espada	2010-13	Reid Brignac	2015	Vic Darenbourg	1998
	Frank Menechino	2014-	Chris Johnson	2016	Brian Edmondson	1998-99
21	Logan Morrison	2012-13	Mike Aviles	2017	Miguel Cabrera	2003
	Reed Johnson	2014	Rob Natal	1993-97	Mike Neu	2004
22	Casey McGehee	2015	Dave Berg	1998	Josh Wilson	2005
	Jeff Francoeur	2016	John Boles	1999-2001	Matt Treanor	2006-08
23	Rick Rentería	1993-94	Ozzie Guillen	2002-03	Logan Kensing	2009
	Tommy Gregg	1995	Paul Hoover	2007-08	Nick Johnson	2009
24	Joe Orsulak	1996	Andy González	2009	Scott Strickland	2010
	Jerry Manuel	1997	Mike Lamb	2010	Logan Morrison	2010-11
25	Lorenzo Bundy	1998	Will Ohman	2010	Justin Ruggiano	2012-13
	Ramon Castro	1999	Omar Infante	2011	J.T. Realmuto	2015
26	Andy Fox	2000-03	Ozzie Guillen	2012	Justin Nicolino	2016-
	Matt Treanor	2004-05	Chris Valaika	2013	Chuck Carr	1993-95
27	Dan Uggla	2006-10	Marcell Ozuna	2014-17	John Boles	1996
	Alfredo Amézaga	2011	Gustavo Polidor	1993	Ralph Milliard	1997
28	Scott Cousins	2012	Jerry Browne	1994-95	Jesús Sánchez	1998-2001
	Jeff Mathis	2013-16	Craig Grebeck	1996	Chad Allen	2003
29	Mike Pagliarulo	2017-	John Wehner	1997-98	Josh Beckett	2003-05
	Kurt Abbott	1994-97	Jorge Fabregas	1999	Joe Borchart	2006-07
30	Mark Kotsay	1998-2000	Sandy Martinez	2000	Jason Wood	2006-08
	Eric Owens	2001	Ryan Thompson	2001	John Baker	2008-11
31	Iván Rodríguez	2003	Todd Hollandsworth	2003	Heath Bell	2012
	Perry Hill	2002, '04-06, '11, '13-	Paul Lo Duca	2004	Miguel Olivo	2013
32	Alejandro de Aza	2007-09	Josh Willingham	2004-08	Christian Yelich	2013-17
	Ross Gload	2009	Gaby Sánchez	2009-10	Walt Weiss	1993
33	Hector Luna	2010	John Buck	2011-12	Ron Tingley	1994
	Jose Reyes	2012	Rob Leary	2013-14	Rusty Kuntz	1995-96, '99-2000
34	Bret Barberie	1993-94	Marlin Prado	2015-	Devon White	1997
	Andre Dawson	1995-96, 2001-03	Rene Lachemann	1993-96	Álex González	1998
35	Jim Eisenreich	1997-98	Cliff Floyd	1997-99	Vic Darenbourg	2000-02
	Preston Wilson	1998	Kevin Millar	2000-02	Brian Banks	2003
36	Álex González	1999	Jack McKeon	2003-05	Joe Dillon	2005
	Tony Taylor	1999-2001	Paul Hoover	2006	Al Leiter	2005
37	Homer Bush	2002	Gaby Sánchez	2011-12	Ryan Jorgensen	2005
	Tony Taylor	2004	Rafael Furcal	2014	Mike Harkey	2006
38	Bobby Meacham	2006	Dan Haren	2015	Matt Lindstrom	2007-09
	Aaron Boone	2007	Oswaldo Arcia	2016	Donnie Murphy	2010-12
39	Dallas McPherson	2008	Geronimo Berroa	1993	Nick Green	2013
	Chris Coghlan	2009-13	Greg O'Halloran	1994	Carter Capps	2014-16
40	Jhonatan Solano	2015	Eddie Zosky	1995	Dustin McGowan	2017
	Don Mattingly	2016-	Edgar Rentería	1996-98	Charles Johnson	1994-98, 2001-02
41	Benito Santiago	1993-94	Jack Maloof	1999-2001	Danny Bautista	1999-2000
	Terry Pendleton	1995-96	Eric Owens	2002	Chuck Smith	2000
42	Gregg Zaun	1996-98	Perry Hill	2003	Doug Davis	2003-04
	Guillermo García	1999	Wil Cordero	2004	Randy Messenger	2005-07
43	Mendy Lopez	2000	Paul Lo Duca	2005, 08	Byung-Hyun Kim	2007
	Ryan McGuire	2001	Logan Kensing	2006	Andrew Miller	2008-10
44	Juan Pierre	2003-05, 2013	Bo Porter	2007-09	Javier Vázquez	2011



ALL-TIME NUMERICAL ROSTER

	Wade LeBlanc	2012-13	Joe Dillon	2005	Anibal Sánchez	2006-08
	Jacob Marisnick	2013-2014	Jacque Jones	2008	Edwin Rodriguez	2010-11
	Jarred Cosart	2014-15	Gaby Sánchez	2008-09	Randy Choate	2012
24	Brian Schneider	2016-	Ronny Paulino	2009-10	Sam Dyson	2013-15
	Alex Arias	1993	Greg Dobbs	2011-2014	Edwin Jackson	2016
	Richie Lewis	1993-95	Randy Wolf	2014	Edinson Volquez	2017
	Félix Heredia	1996	Lenny Harris	2015-16	Mike Jeffcoat	1994
	Bobby Bonilla	1997	Brad Ziegler	2017-	Rich Scheid	1994-95
	Kirt Ojala	1998-99	Nigel Wilson	1993	Aaron Small	1995
	Tony Perez	2001-03	Willie Banks	1995	Ralph Milliard	1996
	Miguel Cabrera	2004-07	Matt Whisenant	1997	Tommy Sandt	1997-98
	Cameron Maybin	2008-10	Craig Counsell	1997-99	Fredi Gonzalez	1999
	Mike Cameron	2011	Chris Clapinski	1999	Julio Ramirez	1999
	Nathan Eovaldi	2012-14	Cliff Floyd	2000-02	Brant Brown	2000
	Andre Rienzo	2015	Tim Raines	2002	Jason Grilli	2001
25	Dean Treanor	2017-	Luis Dorante	2005	Darren Oliver	2004
	Matias Carrillo	1993-94	Miguel Olivo	2006-07	Rudy Seanez	2004
	Steve Decker	1995	Mark Hendrickson	2008	Frank Castillo	2005
	Al Leiter	1996-97	John Koronka	2009	Renyel Pinto	2006-10
	Bobby Bonilla	1998	Brian Barden	2010	Elih Villanueva	2011
	Todd Zeile	1998	Eduardo Perez	2011-12	Henderson Alvarez	2013-15
	Derrek Lee	1998-2003	Placido Polanco	2013	Cody Hall	2016
	Hee Seop Choi	2004	Don Kelly	2015	Chris Hammond	1993
	David Weathers	2004	Colin Rea	2016	Mark Gardner	1994
	Carlos Delgado	2005	Hunter Cervenka	2016-17	Rick Williams	1995-96
	Joe Girardi	2006	Robb Nen	1993-97	Rob Stanifer	1997-98
	Brett Carroll	2007-10	Rich Dubea	1998-2001	Reid Cornelius	1999-2000
	Jack McKeon	2011	Mike Piazza	1998	Brad Arnsberg	2002-03
	Gary Thurman	2012	Brad Penny	2001-04	Rick Helling	2003
	Joe Mahoney	2013	Ismael Valdez	2004-05	Josias Manzanillo	2004
	Andrew Heaney	2014	John Gall	2007	Mark Wiley	2005
	Mike Toff	2015	Bo Porter	2008	Brian Moehler	2006
26	Junichi Tazawa	2017-	Burke Badenhop	2009-11	Byung-Hyun Kim	2007
	Richie Lewis	1993	Steve Cishek	2012-15	Daniel Barone	2007-08
	Alex Arias	1993-97	Don Kelly	2016	Reid Cornelius	2010, 2013-14
	Tim Hyers	1999	Jeff Locke	2017	Randy Choate	2011
	Paul Bako	2000	Mike Myers	1995	Carlos Zambrano	2012
	Henry Rodriguez	2000	Alejandro Peña	1995-96	Michael Morse	2015
	Nate Holson	2000	Alex Fernández	1997, '99-2000	Reid Cornelius	2016
	Wayne Rosenthal	2003-04	Tim Raines	2002	Tim Wallace	1997-
	Valerio de los Santos	2005	Nate Robertson	2002	Orestes Destrade	2013-94
	Todd Linden	2007	Juan Alvarez	2003	Jay Powell	1996-98
	Luis Gonzalez	2008	Travis Smith	2005	Brian Daubach	1998
	Austin Kearns	2012-13	Dean Treanor	2006	Vladimir Nuñez	1999
	Arquimedes Caminero	2014	Clay Hensley	2010-11	Blaine Neal	2003
	Dan Jennings	2015	Matt Diaz	2013	Ben Howard	2004
27	Lorenzo Bundy	2016-17	Derek Dietrich	2014-	Michael Neu	2006-07
	Luis Aquino	1993-94	Frank Reberger	1993-94	Rick Kranitz	2008
	Matt Dunbar	1995	John Burkett	1995-96	Wes Helms	2008
	Rich Garces	1995	Rick Helling	1996-97	Ryan Tucker	2009
	Kevin Brown	1996-97	Kirt Ojala	1997	Dave Davidson	2010
	Derrek Lee	1998	Matt Mantei	1998-99	Nate Robertson	2010-13
	Todd Zeile	1998	Fredi Gonzalez	1999-2001, '07-10, '17-	Chris Hatcher	2014-15
	Kevin Orle	1998-99	Toby Borland	2002-04	Jarrod Saltalamacchia	2017-
	Manny Aybar	2000	Harry Dunlop	2005	JT Riddle	1993-95
	Chad Mottola	2001	Scott Cousins	2011	John Johnstone	1996-97
	Mike Gulan	2001	Jacob Turner	2012-14	Billy McMillon	1998
	Abraham Nuñez	2002, '04	Brad Penny	2014	Chris Hammond	1998-2000
	Vladimir Nuñez	2003	Dustin McGowan	2016	Vic Darenbourg	2000
	Chad Bentz	2005	Bryan Harvey	1993-95	Henry Rodriguez	2003-05
	Jeremy Hermida	2005-09	Jose Morales	1996	Nate Field	2007
28	Giancarlo Stanton	2010-17	Luis Castillo	1996	Nate Field	2007
	Vada Pinson	1993-94	Brian Meadows	1998-99	Jim Presley	2008-09
	Mark Gardner	1995	Dan Miceli	2000-01	Kiko Calero	2009
	John Gangelosi	1997-98	A.J. Burnett	2002-05	Mike Dunn	2011-16
	Mike Lowell	1999	Scott Olsen	2006-08	Javy Guerra	2017
	Brad Penny	2000-01	Jorge Sosa	2010	Jim Corsi	1993
	Rich Dubea	2001	Edward Mujica	2011-12	Tony Saunders	1997
	Bill Robinson	2002-05	Tom Koehler	2012-17	Oscar Henriquez	1998
	Jason Wood	2006-07	David Weathers	1993-96	Braden Looper	1999-2003
	Mark Wiley	2008-09	Jerry Brooks	1996	Frank Gracesqui	2004
	Scott Cousins	2010	Kurt Miller	1997	John Riedling	2005
	Joey Cora	2012	Jason Grilli	2000	Todd Wellemeyer	2006
	Alex Sanabia	2013	Gary Knotts	2002	Wes Obermueller	2007
	Anthony DeSclafani	2014	Dontrelle Willis	2003-07	Chris Volstad	2008-11
	Cole Gillespie	2015-16	Doug Waechter	2008	Gil Velazquez	2012
	Tyler Moore	2017	Burke Badenhop	2009	Rob Leary	2013
29	Henry Cotto	1993	Tarrick Brock	2010	Chris Hatcher	2014
	Mario Diaz	1994-95	Reid Cornelius	2012	David Phelps	2015
	Josh Booty	1996	Brian Flynn	2013-14	Justin Bour	2016
	Joe Siddall	1996	Mat Latos	2015	Rich Rodriguez	1993
	Milt May	1997-98	Chris Reed	2015	Jeremy Hernández	1994-95
	Bruce Aven	1999	David Phelps	2016-17	Dennis Cook	1997
	Ricky Bones	2000-01	Bobby Witt	1995	RETIRED (Jackie Robinson)	1994
	Jeff Cox	2002	Andy Larkin	1996, '98	Russ Morman	1994-97
	Armando Almanza	2003	Vladimir Nuñez	1999-2003	Jose Morales	1995
	Larry Sutton	2004	Brian Moehler	2005		

FRONT OFFICE
FIELD AND
CLUBHOUSE STAFF
PLAYERS
2017 IN REVIEW
CLUB HISTORY
POSTSEASON HISTORY
PLAYER DEVELOPMENT
2018 OPPONENTS
GENERAL INFORMATION



ALL-TIME NUMERICAL ROSTER

	Miguel Batista	1996	Byung-Hyun Kim	2007	Scott McGough	2015
	Eric Ludwick	1998	Randy St. Claire	2010	Fernando Rodney	2016
	Archie Corbin	1999	Reid Cornelius	2011	Bob McClure	1994
	A.J. Burnett	1999-2001	Arquimedes Caminero	2013	Antonio Alfonseca	1997-2001, '05
	Juan Encarnacion	2002-05	Carlos Marmol	2014	Tommy Phelps	2003-04
	Matt Cepicky	2006	Brian Ellington	2015-	Chad Bentz	2005
	Jose Veras	2010	Terry McGriff	1993	Taylor Tankersley	2006-10
	Vinny Rottino	2011	Brian Drahman	1994	Chad Gaudin	2012
	Dan Jennings	2012-14	Buddy Groom	1995	Stephen Ames	2013
	Jo-Jo Reyes	2016	Bill Hurst	1996	Bryan Morris	2014-16
44	Odrisamer Despaigne	2016-	Ryan Dempster	1998	Joe Klink	1993
	Cris Carpenter	1993	Archie Corbin	1999	Yorkis Perez	1994-96
	Willie Fraser	1994	Joe Strong	2000-01	Dave Berg	1998
	Rob Murphy	1995	Julian Tavarez	2002	Michael Tejera	1999, 2002-04
	Alejandro Peña	1995	Aaron Small	2004	Harvey Garcia	2007
	Marc Valdes	1995-96	Todd Jones	2005	Mauro Zarate	2007
	Donn Pall	1997-98	Jorge Julio	2007	Mike Rabelo	2008
	Preston Wilson	1999-2002	Erasmó Ramírez	2007	Brad Davis	2010
	Allen Levraut	2003	Marcos Carvajal	2007	Ryan Webb	2011-13
	Chad Fox	2004	Graham Taylor	2009	Raudel Lazo	2015
	Chris Resop	2006	Jose Ceda	2010-12	Tim Wallach	2016
	Brian Sanchez	2009-11	Chad Qualls	2013	Dan Straily	2017-
	AJ Ramos	2012-17	Erik Cordier	2015	Jay Powell	1995-96
45	Russ Morman	1995-96	Chris O'Grady	2017	Hector Almonte	1999
	Rich Donnelly	1997-98	Trevor Hoffman	1993	Guillermo Mota	2004-05
	Amuary Garcia	1999	Terry Mathews	1994-96	Jose Garcia	2006
	Chuck Smith	2000-01	Rich Dube	1998	Chris Seddon	2007
	Carl Pavano	2002-04	Justin Speier	1998	Jesus Delgado	2008-09
	Jim Mecir	2005	Matt Clement	2001	Brett Hayes	2009
	Yusmeiro Petit	2006	Chris Resop	2005	Alex Sanabia	2010-11
	Eulogio De La Cruz	2008	Ross Wolf	2007	Ed Lucas	2013-14, '17-
	Sean West	2009-10	Cristhian Martinez	2009	Gabe Gonzalez	1998
	Carlos Lee	2012	Jay Buente	2010	Carlos Martinez	2006-09
	Kevin Slowey	2013-14	Randy St. Claire	2011-12	Adalberto Mendez	2010
	Chris Narveson	2015	Derek Dietrich	2013	Jon Rauch	2013
	Vance Worley	2017	Ichiro Suzuki	2015-17	J.T. Realmuto	2014
46	Ryan Bowen	1993-95	Mitch Lyden	1993	Justin Nicolino	2015
	Donn Pall	1996	Randy Veres	1995	Liván Hernández	1996-99
	Gabe Gonzalez	1998	Mark Hutton	1996-97	Josh Beckett	2001-03
	Bruce Aven	1999	Ed Vosberg	1997	Reggie Abercrombie	2006-07
	Ryan Dempster	1999-2002	Mike Redmond	1998-2004	Jesus Delgado	2008
	Carl Pavano	2002	Jim Crowell	2005	Brett Sinkbeil	2010
	Oswaldo Mairena	2002	Sergio Mitre	2006-07	Adam Conley	2015-
	Matt Perisho	2004-05	Luis Ayala	2010	Hansel Iztquierdo	2002
	Joe Nelson	2008	Chris Leroux	2009	Scott Olsen	2005
	Juan Carlos Oviedo-	2009-11	Brad Hand	2011-15	Franklyn German	2006
	Koyie Hill	2013	Marcel Lachemann	1993-94	José Ureña	2015-
	Garrett Jones	2014	Kurt Miller	1994-96	Kevin Gregg	2007-08, 2014
	Nick Masset	2015	Juan Acevedo	2001	Chris Leroux	2009-10
47	Kyle Barraclough	2015-	Nate Teut	2002	Henry Rodriguez	2014
	Junior Félix	1993	Arthur Rhodes	2008	Kendry Flores	2015-16
	Jeff Mutis	1994	Dan Meyer	2009-10	Tim Wood	2009-10
	Larry Rothschild	1995-97	Jay Buente	2011	Duane Below	2013
	Rafael Medina	1998-99	Sandy Rosario	2011-12	Nick Wittgren	2016-
	John Mabry	2001	Kyle Skipworth	2013	Scott Tyler	2007
	Graeme Lloyd	2002	Xavier Scruggs	2016	Jai Miller	2008
	Jeff Cox	2002-05	Matt Turner	1993	Sandy Rosario	2010
	Ricky Nolasco	2006-13	Joe Fontenot	1998	Austin Brice	2016
	John Pierson	2013	Blaine Neal	2001-02	Burke Badenhop	2008
48	Juan Nieves	2016-17	Logan Kensing	2004-05	Steve Cishek	2010-11
	Pat Rapp	1993-97	Jeff Fulchino	2006	Jarlin García	2016-
	Manuel Barrios	1998	Steve Foster	2007-09	Pierre Arsenault	2002-10
	Brent Billingsley	1999	Hunter Jones	2010	Edgar Olmos	2013
	Ron Mahay	2000	Jhan Maríñez	2010	Harvey Garcia	2007
	Johnny Ruffin	2001	Matt Dominguez	2011	Destin Hood	2016
	Justin Wayne	2002-04	Jordan Brown	2013	Drew Steckenrider	2017-
	Paul Quantrill	2005	Wei-Yin Chen	2016-	Pat Shine	2014-16
	Joe Borowski	2006	Steve Decker	1993	John Maine	2013
	Lee Gardner	2007-08	Armando Almanza	1999-02	Ugueth Urbina	2003
	Brendan Donnelly	2009	Mark Redman	2003	Yorman Bazardo	2005
	Hayden Penn	2009	Josh Johnson	2005-12	Jeffrey Urgelles	2011-17
	James Houser	2010	Chuck Hernández	2013-15	Dillon Peters	2017-
	Marcell Ozuna	2013	Nefi Ogando	2016	Jack Armstrong	1993
	Justin Bour	2014-15	Brian Anderson	1997-	Henry Owens	2007
	Andrew Cashner	2016	Joel Adamson	2016	Yefri Pérez	2016
49	Charlie Hough	1993-94	Gary Knotts	2001	Billy Koch	2004
	Félix Heredia	1997-98	Kevin Olsen	2001-03	Tim Spooneybarger	2003
	Dennis Springer	1999	Jason Vargas	2005-06	- Pitched as Leo Nuñez from 2009-11	
	Benito Baez	2001	Rick VandenHurk	2007-10		
	Chad Fox	1994-97, 2003	Ozzie Martinez	2010-11		
	Armando Benítez	2004-07	Mark Buehrle	2012		
	Ron Villone	2005	Zach Phillips	2013		
	Matt Herges	2006	Vin Mazzaro	2015		

- Numbers represent Marlins players through the completion of the 2017 season.



ALL-TIME PLAYER ROSTER

In their 25-year history, over 520 different players have represented the Marlins franchise. In 2017, there were 22 new players added to the all-time roster (players on 40-man roster with Major League experience are in bold).

A	Abbott, Jeff	OF	2001	C	Cabrera, Miguel	INF/OF	2003-07	Ege, Cody	LHP	2016
	Abbott, Kurt	INF	1994-97		Calero, Kiko	RHP	2009	Eisenreich, Jim	OF/INF	1997-98
	Abercrombie, Reggie	OF	2006-07		Cameron, Mike	OF	2011	Ellington, Brian	RHP	2015-
	Acevedo, Juan	RHP	2001		Camero, Arquimedes	RHP	2013-14	Ellis, A.J.	C	2017
	Adamson, Joel	LHP	1996		Cangelosi, John	OF	1997-98	Encarnacion, Juan	OF	2002-03, '04-05
	Aguila, Chris	OF	2004-06		Cantú, Jorge	INF	2008-10	Eovaldi, Nathan	RHP	2012-14
	Alfonseca, Antonio	RHP	1997-2001, '05		Capps, Carter	RHP	2014-16	Esch, Jake	RHP	2016
	Allen, Chad	OF	2003		Carpenter, Cris	RHP	1993	Everett, Carl	OF	1993-94
	Almanza, Armando	LHP	1999-2003		Carr, Chuck	RHP	1993-95	F		
	Almonte, Hector	RHP	1999		Carrillo, Matias	OF	1993-94	Fabregas, Jorge	C	1999
	Alou, Moises	OF	1997		Carroll, Brett	OF	2007-10	Fariss, Monty	OF	1993
	Alvarez, Henderson	RHP	2013-15		Carvajal, Marcos	RHP	2007	Félix, Junior	OF	1993
	Alvarez, Juan	LHP	2003		Cashner, Andrew	RHP	2016	Fernández, Alex	RHP	1997, '99-2000
	Ames, Stephen	RHP	2013		Castillo, Frank	RHP	2005	Fernández, José	RHP	2013-16
	Amézaga, Alfredo	INF/OF	2006-09, '11		Castillo, Luis	INF	1996-2005	Field, Nate	RHP	2007
	Anderson, Brian	INF	2017-		Castro, Ramon	C	1999-2004	Flores, Kendry	RHP	2015-16
	Andino, Robert	INF	2005-08, '16		Ceda, Jose	RHP	2010-13	Floyd, Cliff	OF	1997-2002
	Aquino, Luis	RHP	1993-94		Cervenka, Hunter	LHP	2016-17	Flynn, Brian	LHP	2013-14
	Arcia, Oswaldo	OF	2016		Cepicky, Matt	OF	2006	Fontenot, Joe	RHP	1998
	Arias, Alex	INF	1993-97		Chen, Wei-Yin	LHP	2016-	Fox, Andy	INF	2000-03
	Armstrong, Jack	RHP	1993		Choate, Randy	LHP	2011-12	Fox, Chad	RHP	2003-04
	Aven, Bruce	OF	1999		Choi, Hee Seop	1B	2004	Franceour, Jeff	OF	2016
	Aviles, Mike	INF	2017		Cishek, Steve	RHP	2010-15	Fraser, Willie	RHP	1994
	Ayala, Luis	RHP	2009		Clapinski, Chris	INF	1999-2000	Fulchino, Jeff	RHP	2006
	Aybar, Manny	RHP	2000		Clemens, Paul	RHP	2016	Furcal, Rafael	INF	2014
					Clement, Matt	RHP	2001	G		
B	Badenhop, Burke	RHP	2008-11		Coghlan, Chris	OF	2009-13	Gall, John	OF	2007
	Baez, Benito	LHP	2001		Colbrunn, Greg	INF	1994-96	Garces, Rich	RHP	1995
	Baker, Jeff	INF	2014-15		Colon, Christian	INF	2017	García, Amaury	INF	1999
	Baker, John	C	2008-11		Conine, Jeff	IF/OF	1993-97, 2003-05	García, Guillermo	C	1999
	Bako, Paul	C	2000		Conley, Adam	LHP	2015-	García, Harvey	RHP	2007-09
	Banks, Brian	INF/OF	2002-03		Cook, Dennis	RHP	1997	García, Jarlin	LHP	2017-
	Banks, Willie	RHP	1995		Corbin, Archie	RHP	1999	García, Jose	RHP	2006
	Barberie, Bret	INF	1993-94		Cordero, Wil	IF/OF	2004	Gardner, Lee	RHP	2007-08
	Barden, Brian	INF	2010		Cordier, Erik	RHP	2015	Gardner, Mark	RHP	1994-95
	Barone, Daniel	RHP	2007		Cornelius, Reid	RHP	1999-2000	Gaudin, Chad	RHP	2012
	Barracough, Kyle	RHP	2015-		Corsi, Jim	RHP	1993	German, Franklyn	RHP	2006
	Barrios, Manuel	RHP	1998		Cosart, Jarred	OF	2014-16	Gillespie, Cole	OF	2015-16
	Batista, Miguel	RHP	1996		Cotto, Henry	RHP	1993	Gload, Ross	INF/OF	2009
	Bautista, Danny	OF	1999-2000		Counsell, Craig	INF	1997-99	González, Alex	INF	1998-2005
	Bazardo, Yorman	RHP	2005		Cousins, Scott	OF	2010-12	González, Andy	INF	2009
	Beckett, Josh	RHP	2001-05		Crowell, Jim	LHP	2005	González, Gabe	LHP	1998
	Bell, Heath	RHP	2012		D			González, Luis	OF	2008
	Below, Duane	LHP	2013		Darensbourg, Vic	LHP	1998-2002	González, Severino	RHP	2017
	Benitez, Armando	RHP	2004, '07		Daubach, Brian	INF	1998	Gordon, Dee	INF	2015-17
	Bentz, Chad	LHP	2005		Daulton, Darren	INF	1997	Gracespik, Frank	RHP	2004
	Berg, David	INF	1998-2001		Davidson, Dave	INF	2009	Greenbeck, Craig	INF	1996
	Berroa, Geronimo	OF	1993		Davis, Brad	C	2010-11	Green, Nick	INF	2012-13
	Billingsley, Brent	LHP	1999		Dawson, Andre	OF	1995-96	Greenberg, Adam	OF	2012
	Bones, Ricky	RHP	2000-01		De Aza, Alejandro	OF	2007, '09	Gregg, Kevin	RHP	2007-08, 2014
	Bonifacio, Emilio	INF	2009-12		De La Cruz, Eulogio	RHP	2008-09	Gregg, Tommy	OF	1995
	Bonilla, Bobby	INF	1997-98		De Los Santos, Valerio	LHP	2005	Grilli, Jason	RHP	2000-01
	Boone, Aaron	INF	2007		Decker, Steve	C	1993, '95	Groom, Buddy	LHP	1995
	Booty, Josh	INF	1996-98		Delgado, Carlos	INF	2005	Guerra, Javy	RHP	2017
	Borchard, Joe	OF	2006-07		Delgado, Jesus	RHP	2008	Gulan, Mike	INF	2001
	Borland, Toby	RHP	2002-04		Dempster, Ryan	RHP	1998-2002	H		
	Borowski, Joe	RHP	2006		DeSclafani, Anthony	RHP	2014	Hall, Cody	RHP	2016
	Bour, Justin	INF	2014-		Despaigne, Odrisamer	RHP	2016-	Hammond, Chris	LHP	1993-96, '98
	Bowen, Ryan	RHP	1993-95		Destrade, Orestes	INF	1993-94	Hand, Brad	LHP	2011-16
	Brantly, Rob	C	2012-13		Diaz, Mario	INF	1994-95	Haren, Dan	RHP	2015
	Breslow, Craig	LHP	2016		Diaz, Matt	OF	2013	Harris, Lenny	INF/OF	2003-05
	Brice, Austin	RHP	2016		Dietrich, Derek	INF	2013-	Harvey, Bryan	RHP	1993-95
	Brignac, Reid	INF	2015		Dillon, Joe	INF	2005	Hatcher, Chris	C/RHP	2010-14
	Briley, Greg	OF	1993		Dobbs, Greg	INF/OF	2011-14	Hayes, Brett	C	2009-12
	Brooks, Jerry	C	1996		Dominguez, Matt	INF	2011	Heaney, Andrew	LHP	2014
	Brown, Brant	OF	2000		Donnelly, Brendan	RHP	2009	Hechavarria, Aedeiny	INF	2013-17
	Brown, Jordan	OF	2013		Drahman, Brian	RHP	1994	Helling, Rick	RHP	1996-97, 2003
	Brown, Kevin	RHP	1996-97		Dunbar, Matt	RHP	1995	Helms, Wes	INF/OF	2006, '08-11
	Browne, Jerry	INF/OF	1994-95		Dunn, Mike	LHP	2011-16	Hendrickson, Mark	LHP	2008
	Buck, John	C	2011-12		Dunwoody, Todd	OF	1997-99	Henriquez, Oscar	RHP	1998
	Buehrle, Mark	LHP	2010-11		Dyson, Sam	OF	2013-15	Hensley, Clay	RHP	2010-11
	Buente, Jay	RHP	2003-05		E			Heredia, Felix	LHP	1996-98
	Bump, Nate	RHP	1995-96		Easley, Damion	INF/OF	2004-05	Herges, Matt	RHP	2006
	Burkett, John	RHP	1999-2005		Edmondson, Brian	RHP	1998-99	Hermida, Jeremy	OF	2005-09
	Burnett, A.J.	RHP	2002					Hernández, Gorkys	OF	2012
	Bush, Homer	INF	2002							

FRONT OFFICE

FIELD AND CLUBHOUSE STAFF

PLAYERS

2017 IN REVIEW

CLUB HISTORY

POSTSEASON HISTORY

PLAYER DEVELOPMENT

2018 OPPONENTS

GENERAL INFORMATION



ALL-TIME PLAYER ROSTER

Hernández, Jeremy	RHP	1994-95	Mabry, John	OF	2001	Olivo, Miguel	C	2006-07, '13
Hernández, Kike	INF	2014	Magadan, Dave	INF	1993-94	Olmos, Edgar	LHP	2013
Hernández, Livan	RHP	1996-99	Mahay, Ron	LHP	2000	Olsen, Kevin	RHP	2001-03
Hill, Koyie	C	2013	Mahoney, Joe	INF	2013	Olsen, Scott	LHP	2005-08
Hoffman, Trevor	RHP	1993	Maine, John	RHP	2013	Orie, Kevin	INF	1998-99
Hollandsworth, Todd	OF	2003	Mairena, Oswaldo	LHP	2002	Orsulak, Joe	OF	1996
Hood, Destin	OF	2016	Malloy, Marty	INF	2002	Oviedo, Juan Carlos	RHP	2009-11
Hoover, Paul	C	2006-08	Mantei, Matt	RHP	1995-96, '98-99	Owens, Eric	OF	2001-02
Hough, Charlie	RHP	1993-94	Manzanillo, Josias	RHP	2004	Owens, Henry	RHP	2007-08
Houser, James	LHP	2010	Maríñez, Jhan	RHP	2010-11	Ozuna, Marcell	OF	2013-17
Howard, Ben	RHP	2004	Marisnick, Jake	OF	2013-14	Ozuna, Pablo	INF	2000-02
Hurst, Bill	RHP	1996	Marmol, Carlos	RHP	2014			
Hutton, Mark	RHP	1996-97	Martínez, Carlos	RHP	2006-09	P		
Hyers, Tim	INF/OF	1999	Martínez, Cristhian	RHP	2009-10	Pall, Donn	RHP	1996-98
			Martínez, Sandy	C	2000	Paulino, Ronny	C	2009-10
			Martínez Ozzie	INF	2010-11	Pavano, Carl	RHP	2002-04
I			Masset, Nick	RHP	2015	Peña, Alejandro	RHP	1995-96
Infante, Omar	INF	2011-12	Mathews, Terry	RHP	1994-96	Pendleton, Terry	INF	1995-96
Isquierdo, Hansel	RHP	2002	Mathis, Jeff	C	2013-16	Penn, Hayden	RHP	2009-10
			Mattison, Kevin	OF	2012-13	Penny, Brad	RHP	2000-04, '14
J			Maybin, Cameron	OF	2008-10	Pérez, Yefri	UTL	2016
Jackson, Edwin	RHP	2016	Mazzaro, Vin	RHP	2015	Pérez, Yorkis	LHP	1994-96
Jackson, Ryan	IF/OF	1998	McClure, Bob	LHP	1993	Perisho, Matt	LHP	2004-05
Jacobs, Mike	INF	2006-08	McGehee, Casey	INF	2014-15	Peters, Dillon	LHP	2017-
Jeffcoat, Mike	LHP	1994	McGough, Scott	RHP	2015	Petersen, Bryan	OF	2010-13
Jennings, Dan	LHP	2012-14	McGowan, Dustin	RHP	2016-17	Petit, Yusmeiro	RHP	2006
Johnson, Charles	C	1994-98, 2001-02	McGriff, Terry	C	1993	Phelps, David	RHP	2015-17
Johnson, Chris	INF	2016	McGuire, Ryan	INF/OF	2001	Phelps, Tommy	LHP	2003-04
Johnson, Josh	RHP	2005-12	McMillon, Billy	OF	1996-97	Phillips, Zach	LHP	2013
Johnson, Nick	INF	2009	McPherson, Dallas	INF	2008-09	Piazza, Mike	C	1998
Johnson, Reed	OF	2014	Meadows, Brian	RHP	1998-99	Pierre, Juan	OF	2003-05, '13
Johnstone, John	RHP	1993-95	Mecir, Jim	RHP	2005	Pinto, Renyel	LHP	2006-10
Jones, Garrett	INF	2014	Medina, Rafael	RHP	1998-99	Polanco, Plácido	INF	2013
Jones, Hunter	RHP	2010	Mendez, Adalberto	RHP	2010-11	Polidor, Gustavo	INF	1993
Jones, Jacques	OF	2008	Messenger, Randy	RHP	2005-07	Pose, Scott	OF	1993
Jones, Todd	RHP	2005	Meyer, Dan	LHP	2009-10	Powell, Jay	RHP	1995-98
Jorgensen, Ryan	C	2005	Miceli, Dan	RHP	2000-01	Prado, Martín	INF	2015-
Julio, Jorge	RHP	2007	Millar, Kevin	INF/OF	1998-2002			
			Miller, Andrew	LHP	2008-10	Q		
K			Miller, Jai	OF	2008-09	Qualls, Chad	RHP	2013
Kearns, Austin	OF	2012-13	Miller, Justin	OF	2007-08	Quantrill, Paul	RHP	2005
Kelly, Don	INF	2015-16	Miller, Kurt	RHP	1994, '96-97			
Kensing, Logan	RHP	2004-09	Milliard, Ralph	INF	1996-97	R		
Kim, Byung-Hyun	RHP	2007	Mitre, Sergio	RHP	2006-08	Rabelo, Mike	C	2008-09
Klink, Joe	LHP	1993	Moehler, Brian	RHP	2005-06	Raines, Tim	OF	2002
Knorr, Randy	C	1998	Moore, Tyler	INF	2017	Ramírez, Erasmo	LHP	2007
Knotts, Gary	RHP	2001-02	Mordecai, Mike	INF	2002-05	Ramírez, Hanley	INF	2006-12
Koch, Billy	RHP	2004	Morman, Russ	INF	1994-97	Ramírez, Julio	OF	1999
Koehler, Tom	RHP	2012	Morris, Bryan	RHP	2010-16	Ramos, AJ	RHP	2012-17
Koronka, John	LHP	2009	Morrison, Logan	INF/OF	2014-13	Rapp, Pat	RHP	1993-97
Kotchman, Casey	INF	2013	Morse, Michael	INF	2015	Rauch, Jon	RHP	2013
Kotsay, Mark	OF	1997-2000	Mota, Guillermo	RHP	2004-05	Rea, Colin	RHP	2016
			Mottola, Chad	OF	2001	Realmutto, J.T.	C	2014-
L			Mouton, Lyle	OF	2001	Redman, Mark	LHP	2003
Lamb, Mike	INF	2010	Mujica, Edward	RHP	2011-12	Redmond, Mike	C	1998-2004
Larkin, Andy	RHP	1996, '98	Murphy, Donnie	INF	2010-12	Reed, Chris	LHP	2015
Latos, Mat	RHP	2015	Murphy, Rob	LHP	1995	Reed, Eric	OF	2006-07
Lazo, Raudel	LHP	2015-19	Mutis, Jeff	LHP	1994	Rentería, Edgar	INF	1996-98
LeBlanc, Wade	LHP	2012-13	Myers, Mike	LHP	1995	Rentería, Rich	INF	1993-94
Lee, Carlos	INF	2012				Resop, Chris	RHP	2005-06
Lee, Derrek	INF	1998-2003	N			Reyes, Jo-Jo	LHP	2016
Leiter, Al	LHP	1996-97, 2005	Narveson, Chris	LHP	2015-16	Reyes, Jose	INF	2012
Leroux, Chris	RHP	2009-10	Natal, Bob	C	1993-97	Rhodes, Arthur	LHP	2008
Levrault, Allen	RHP	2003	Neal, Blaine	RHP	2001-03	Riddle, JT	INF	2017-
Lewis, Richie	RHP	1993-95	Nelson, Joe	RHP	2008	Riedling, John	RHP	2005
Linden, Todd	OF	2007	Nen, Robb	RHP	1993-97	Rienzo, Andre	RHP	2015-
Lindstrom, Matt	RHP	2007-09	Neu, Mike	LHP	2004	Rivera, Mike	C	2010
Lloyd, Graeme	LHP	2002	Nicolino, Justin	LHP	2015-	Robertson, Nate	LHP	2002, '10
Lo Duca, Paul	C	2004-05, '08	Nolasco, Ricky	RHP	2006-13	Rodney, Fernando	RHP	2016
Locke, Jeff	LHP	2017	Núñez, Abraham	OF	2002, '04	Rodríguez, Henry	OF	2000
Lombardozzi, Steve	INF	2017	Núñez, Vladimir	RHP	1999-2003	Rodríguez, Henry	RHP	2014
Looper, Braden	RHP	1999-2003				Rodríguez, Ivan	C	2003
Lopez, Jose	INF	2011	O			Rodríguez, Rich	LHP	1993
Lopez, Mendy	INF	2000	O'Grady, Chris	LHP	2017-	Rojas, Miguel	INF	2015-
Lowell, Mike	INF	1999-2005	O'Halloran, Greg	C/IF	1994	Rolison, Nate	INF	2000
Lucas, Ed	INF	2013-14	Obermueller, Wes	RHP	2007	Rosario, Sandy	RHP	2010-12
Ludwick, Eric	RHP	1998	Ogando, Nefi	RHP	2016	Roskos, John	INF	1998-99
Luna, Hector	INF	2010	Ohman, Will	LHP	2010	Ross, Cody	OF	2006-10
Lyden, Mitch	C	1993	Ojala, Kirt	LHP	1997-99	Rottino, Vinny	INF/OF	2011
			Oliver, Darren	LHP	2004	Ruffin, Johnny	RHP	2001
M								



FRONT OFFICE
 FIELD AND CLUBHOUSE STAFF
 PLAYERS
 2017 IN REVIEW
 CLUB HISTORY
 POSTSEASON HISTORY
 PLAYER DEVELOPMENT
 2018 OPPONENTS
 GENERAL INFORMATION

ALL-TIME PLAYER ROSTER

Ruggiano, Justin	OF	2012-13	T	Tankersley, Taylor	LHP	2006-10	W	Waechter, Doug	RHP	2008
				Tavarez, Jesus	OF	1994-96		Wayne, Justin	RHP	2002-04
S		2014-15		Taylor, Julian	RHP	2002		Weathers, Dave	RHP	1993-96, 2004
Saltalamacchia, Jarrod	C	2010-13		Taylor, Graham	LHP	2009		Webb, Ryan	RHP	2011-13
Sanabia, Alex	RHP	2009-11		Tazawa, Junichi	RHP	2017-		Wehner, John	INF/OF	1997-98
Sanchez, Brian	RHP	2006-12		Tejera, Michael	LHP	1999, 2002-04		Weiss, Walt	INF	1993
Sánchez, Anibal	RHP	2008-12		Tells, Tomás	C	2015-		Wellemeyer, Todd	RHP	2006
Sánchez, Gaby	INF	1998-2001		Teut, Nate	LHP	2002		West, Sean	LHP	2009-10
Sánchez, Jesús	LHP	1993-94		Thompson, Ryan	OF	2001		Whisenant, Matt	LHP	1997
Santiago, Benito	C	1997		Thurston, Joe	OF	2011		White, Devon	OF	1996-97
Saunders, Tony	LHP	1994-95		Tingley, Ron	C	1994		Whitmore, Darrell	OF	1993-95
Scheid, Rich	LHP	2016		Tracy, Chad	INF	2010		Williams, Gerald	OF	2003
Scruggs, Xavier	INF	2004		Treanor, Matt	C	2004-08		Willingham, Josh	OF	2004-08
Seanez, Rudy	RHP	2007		Tucker, Ryan	RHP	2008		Willis, Dontrelle	LHP	2003-07
Seddon, Chris	LHP	1993-98		Turner, Jacob	RHP	2012-14		Wilson, Josh	INF	2005
Sheffield, Gary	INF/OF	1996		Turner, Matt	RHP	1993		Wilson, Nigel	OF	1993
Siddall, Joe	C	2010						Wilson, Preston	OF	1998-2002
Sinkbeil, Brett	RHP	2013		U				Wise, Dewayne	OF	2011
Skipworth, Kyle	C	2013-14		Ugglá, Dan	INF	2006-10		Witt, Bobby	RHP	1995
Slowey, Kevin	RHP	1995, 2004		Urbina, Ugueth	RHP	2003		Wittgren, Nick	RHP	2016-
Small, Aaron	RHP	2000-01		Ureña, José	RHP	2015-		Wolf, Randy	RHP	2014
Smith, Chuck	RHP	2000						Wolf, Ross	RHP	2007
Smith, Mark	OF	2005		V				Wood, Jason	INF	2006-08
Smith, Travis	RHP	2012-15		Valaika, Chris	INF	2013		Wood, Tim	RHP	2009-10
Solano, Donovan	INF	2015		Valdes, Marc	RHP	1995-96		Worley, Vance	RHP	2017
Solano, Jhonatan	C	2010		Valdespin, Jordany	INF/OF	2014-15				
Sosa, Jorge	RHP	1998		Valdez, Ismael	RHP	2004-05		Y		
Speier, Justin	RHP	2003		VandenHurk, Rick	RHP	2005-06		Yelich, Christian	OF	2013-17
Spooneybarger, Tim	RHP	1999		Vargas, Jason	LHP	2011		Z		
Springer, Dennis	RHP	1997-98		Vázquez, Javier	RHP	2012-13		Zambrano, Carlos	RHP	2012
Stanifer, Rob	RHP	2010-17		Velazquez, Gil	INF	2010		Zarate, Mauro	RHP	2007
Stanton, Giancarlo	OF	2017-		Veras, Jose	RHP	1995-96		Zaun, Gregg	C	1996-98
Steckenrider, Drew	RHP	2010		Veras, Quilvio	INF	1995		Zeile, Todd	INF	1998
Straily, Dan	RHP	2000-01		Veres, Randy	RHP	2011		Zosky, Eddie	INF	1995
Strickland, Scott	RHP	2004		Villanueva, Elih	RHP	2005		Ziegler, Brad	RHP	2017-
Strong, Joe	RHP	2015-17		Villone, Ron	LHP	2017				
Sutton, Larry	INF			Volquez, Edinson	RHP	2008-11				
Suzuki, Ichiro	OF			Volstad, Chris	RHP	1997				
				Vosberg, Ed	LHP					

SOUTH FLORIDA BBAA AWARD WINNERS

YEAR	Team MVP	Rookie of the Year	Most Improved	Charlie Hough "Good Guy"
1993	Bryan Harvey	None	None	None
1994	Jeff Conine	None	None	None
1995	Jeff Conine	Charles Johnson	Pat Rapp	Charlie Hough
1996	Gary Sheffield	Edgar Renteria	Robb Nen	Rene Lachemann
1997	Moises Alou	Liván Hernández	Charles Johnson	Bobby Bonilla
1998	Cliff Floyd	Mark Kotsay	Matt Mantei	Rich Donnelly
1999	Luis Castillo	Preston Wilson	Antonio Alfonseca	Mike Redmond
2000	Preston Wilson	Chuck Smith	Derrek Lee	Mike Lowell
2001	Cliff Floyd	Josh Beckett	Kevin Millar	Kevin Millar
2002	Luis Castillo	Michael Tejera	A.J. Burnett	Andy Fox
2003	Juan Pierre	Dontrelle Willis	Carl Pavano	Braden Looper
2004	Miguel Cabrera	None	Carl Pavano	Juan Pierre
2005	Dontrelle Willis	Jason Vargas	Todd Jones	Carlos Delgado
2006	Miguel Cabrera	Hanley Ramirez	Joe Borowski	Dontrelle Willis
2007	Hanley Ramirez	Matt Lindstrom	Kevin Gregg	Matt Treanor
			Jeff Conine	
			"Mr. Marlin" Award	
2008	Hanley Ramirez	Chris Volstad	Alfredo Amézaga	Luis Gonzalez
2009	Hanley Ramirez	Chris Coghlan	Wes Helms	Cody Ross
2010	Dan Uggla	Gaby Sánchez	Clay Hensley	Bill Beck
2011	Giancarlo Stanton	Steve Cishek	Emilio Bonifacio	John Buck
2012	Giancarlo Stanton	Donovan Solano	Justin Ruggiano	Jose Reyes
2013	José Fernández	José Fernández	Jeff Mathis	Steve Cishek
2014	Giancarlo Stanton	Sam Dyson	Casey McGehee	Mike Dunn
2015	Dee Gordon	J.T. Realmuto	Adeiny Hechavarría	Tom Koehler
2016	Christian Yelich	Kyle Barraclough	Ichiro Suzuki	Martin Prado
2017	Giancarlo Stanton	Jarlin García	J.T. Realmuto	Miguel Rojas



ALL-TIME PLAYER AWARDS

BBWAA MANAGER OF THE YEAR

2003 Jack McKeon
2006 Joe Girardi

BBWAA NL MOST VALUABLE PLAYER

2017 Giancarlo Stanton

BBWAA NL ROOKIE OF THE YEAR

2003 Dontrelle Willis
2006 Hanley Ramirez
2009 Chris Coghlan
2013 José Fernández

NATIONAL LEAGUE ALL-STAR

1993 Bryan Harvey (RP)
Gary Sheffield (3B Starter)
Jeff Conine (OF)
1995 Jeff Conine (OF)
1996 Kevin Brown (SP)
Al Leiter (SP)
Gary Sheffield (OF)
1997 Moises Alou (OF)
Kevin Brown (SP)
Charles Johnson (C)
1998 Edgar Renteria (SS)
1999 Alex González (SS)
2000 Ryan Dempster (SP)
2001 Cliff Floyd (OF)
Charles Johnson (C)
2002 Luis Castillo (2B)
Mike Lowell (3B)
2003 Luis Castillo (2B)
Mike Lowell (3B)
Dontrelle Willis (SP)
2004 Carl Pavano (SP)
Armando Benítez (RP)
Mike Lowell (3B)
Miguel Cabrera (OF)
2005 Luis Castillo (2B)
Paul Lo Duca (C)
Dontrelle Willis (SP)
Miguel Cabrera (OF)
2006 Miguel Cabrera (3B)
Dan Uggla (2B)
2007 Miguel Cabrera (3B)
2008 Hanley Ramirez (SS Starter)
Dan Uggla (2B)
2009 Hanley Ramirez (SS Starter)
Josh Johnson (SP)
2010 Hanley Ramirez (SS Starter)
Josh Johnson (SP)
Gaby Sánchez (1B)
2012 Giancarlo Stanton (OF)
2013 José Fernández (SP)
2014 Henderson Alvarez (SP)
Giancarlo Stanton (OF*)
2015 Dee Gordon (2B Starter)
Giancarlo Stanton (OF Starter)
2016 José Fernández (SP)
Marcell Ozuna (OF Starter)
A.J. Ramos (RP)
Fernando Rodney (RP)
2017 Marcell Ozuna (OF Starter)
Giancarlo Stanton (OF*)

* started as DH

NLCS MVP

1997 Liván Hernández (SP)
2003 Iván Rodríguez (C)

WORLD SERIES MVP

1997 Liván Hernández (SP)
2003 Josh Beckett (SP)

ALL-STAR GAME MVP

1995 Jeff Conine (OF)

RAWLINGS GOLD GLOVE

1995 Charles Johnson (C)
1996 Charles Johnson (C)
1997 Charles Johnson (C)
2003 Derrek Lee (1B)
Luis Castillo (2B)
2004 Luis Castillo (2B)

2005 Luis Castillo (2B)
Mike Lowell (3B)
2012 Mark Buehrle (P)
2014 Christian Yelich (LF)
2015 Dee Gordon (2B)
2017 Marcell Ozuna (LF)

SILVER SLUGGER AWARD

1996 Gary Sheffield (OF)
2003 Mike Lowell (3B)
2005 Miguel Cabrera (OF)
2006 Miguel Cabrera (3B)
2008 Hanley Ramirez (SS)
2009 Hanley Ramirez (SS)
2010 Dan Uggla (2B)
2014 Giancarlo Stanton (RF)
2015 Dee Gordon (2B)
2016 Christian Yelich (LF)
2017 Marcell Ozuna (LF)
2017 Giancarlo Stanton (RF)

PLAYER'S CHOICE AWARDS

1999 Alex Fernández
Comeback Player of the Year
Preston Wilson
Rookie of the Year
2006 Dan Uggla
Rookie of the Year
2013 José Fernández
Rookie of the Year
2014 Giancarlo Stanton
NL Outstanding Player of the Year
Casey McGehee
NL Comeback Player of the Year
2016 José Fernández
Comeback Player of the Year
2017 Giancarlo Stanton
NL Outstanding Player of the Year

BASEBALL DIGEST ALL-ROOKIE TEAM

1993 Chuck Carr (OF)
Jeff Conine (OF)
1995 Charles Johnson (C)
1996 Luis Castillo (2B)
1997 Liván Hernández (SP)
1998 Mark Kotsay (OF)
1999 Alex González (SS)
Preston Wilson (OF)
2003 Dontrelle Willis (SP)

NL HANK AARON AWARD

2014 Giancarlo Stanton
2017 Giancarlo Stanton

WARREN SPAHN AWARD

2005 Dontrelle Willis

LOU BROCK AWARD

1993 Chuck Carr (OF)
1995 Quilvio Veras (2B)
2000 Luis Castillo (2B)
2002 Luis Castillo (2B)
2003 Juan Pierre (OF)
2015 Dee Gordon (2B)
2017 Dee Gordon (2B)

NL FIREMAN OF THE YEAR

2000 Antonio Alfonseca

ROLAIDS RELIEF MAN OF THE MONTH

1996 Robb Nen (May)
1996 Robb Nen (August)
1997 Robb Nen (June)
2000 Antonio Alfonseca (June)

NL ROLAIDS RELIEF MAN AWARD

2000 Antonio Alfonseca

DHL DELIVERY MAN OF THE MONTH

2005 Todd Jones (August)

NL PLAYER OF THE MONTH

1995 Jeff Conine (June)
2008 Hanley Ramirez (June)

2011 Emilio Bonifacio (July)
2012 Giancarlo Stanton (May)
2015 Giancarlo Stanton (June)
2017 Giancarlo Stanton (August)

NL PITCHER OF THE MONTH

1993 Chris Hammond (June)
1996 Kevin Brown (August)
2003 Dontrelle Willis (June)
2004 Carl Pavano (June)
2005 Dontrelle Willis (April)
2010 Josh Johnson (June)
2011 Josh Johnson (April)
2011 Javier Vázquez (September)
2014 José Fernández (April)

NL ROOKIE OF THE MONTH

2003 Dontrelle Willis (June)
2003 Miguel Cabrera (July)
2003 Miguel Cabrera (September)
2006 Josh Johnson (May)
2006 Josh Johnson (June)
2006 Dan Uggla (June)
2006 Anibal Sánchez (September)
2009 Chris Coghlan (August)
2010 Gaby Sánchez (June)
2013 José Fernández (July)
2013 José Fernández (August)
2015 Justin Bour (September)

NL PLAYER OF THE WEEK

1993 Junior Félix (April 19)
1994 Gary Sheffield (April 25)
1995 Gary Sheffield (September 18)
1996 Al Leiter (May 6)
Gary Sheffield (August 5)
Kevin Brown (June 9)
1998 Edgar Renteria (June 8)
2000 Mike Lowell (August 28)
Cliff Floyd (September 25)
2001 A.J. Burnett (May 7)
Ryan Dempster (July 2)
Kevin Millar (July 9)
Cliff Floyd (July 16)
2002 Luis Castillo (June 17)
A.J. Burnett (August 12)
Mike Lowell (September 23)
2003 Dontrelle Willis (June 16)
Mark Redman (June 30)
Ugueth Urbina (September 22)
2005 A.J. Burnett (April 11)
Miguel Cabrera (July 18)
2006 Miguel Cabrera (August 21)
Anibal Sánchez (September 11)
2007 Miguel Cabrera (April 1)
Miguel Cabrera (June 4)
Hanley Ramirez (July 2)
Ricky Nolasco (June 16)
2008 Hanley Ramirez (June 22)
Jorge Cantú (May 3)
2009 Josh Johnson (April 5)
Giancarlo Stanton (August 9)
Gaby Sánchez (May 2)
2010 Giancarlo Stanton (August 28)
2011 Ricky Nolasco (September 10)
2012 Steve Cishek (August 5)
José Fernández (August 5)
José Fernández (August 26)
Henderson Alvarez (September 30)
2013 José Fernández (April 7)
Steve Cishek (July 28)
2014 Adeiny Hechavarria (April 26)
2015 Giancarlo Stanton (June 14)
José Fernández (May 15)
Giancarlo Stanton (July 10)
2016 Ichiro Suzuki (August 7)
J.T. Realmuto (April 10)
Marcell Ozuna (April 17)
Edinson Volquez (June 5)
Giancarlo Stanton (August 14)
Giancarlo Stanton (August 28)
Marcell Ozuna (September 25)
Giancarlo Stanton (September 25)



1993 SEASON STATISTICS

REGULARS BY POSITION					FINAL NATIONAL LEAGUE STANDINGS				
POS	PLAYER	AVG.	HR	RBI	EASTERN	W-L	PCT.	GB	
C	Benito Santiago	.230	13	50	Philadelphia	97-65	.599	--	
1B	Orestes Destrade	.255	20	87	Montreal	94-68	.580	3.0	
2B	Bret Barberie	.277	5	33	St. Louis	87-75	.537	10.0	
3B	Gary Sheffield	.294	20	73	Chicago	84-78	.519	13.0	
SS	Walt Weiss	.266	1	39	Pittsburgh	75-87	.463	22.0	
LF	Jeff Conine	.292	12	79	Florida	64-98	.395	33.0	
CF	Chuck Carr	.267	4	41	New York	59-103	.364	38.0	
RF	Darrell Whitmore	.204	4	19					

					WESTERN					
POS	PITCHER	W-L	ERA	BB	SO	SV	W-L	PCT.	GB	
SP	Chris Hammond	11-12	4.66	66	108	0	Atlanta	104-58	.642	--
SP	Charlie Hough	9-16	4.27	71	126	0	San Francisco	103-59	.636	1.0
SP	Jack Armstrong	9-17	4.49	78	118	0	Houston	85-77	.525	19.0
SP	Ryan Bowen	8-12	4.42	87	98	0	Los Angeles	81-81	.500	23.0
SP	Pat Rapp	4-6	4.02	39	57	0	Cincinnati	73-89	.451	31.0
CL	Bryan Harvey	1-5	1.70	13	73	45	Colorado	67-95	.414	37.0
							San Diego	61-101	.377	43.0

TEAM STATISTICS

BATTER	AVG	G	AB	R	H	2B	3B	HR	RBI	SH	SF	HP	BB	SO	SB	CS	GDP	E
Arias, A.	.269	96	249	27	67	5	1	2	20	1	3	3	27	18	1	1	5	6
Barberie, B.	.277	99	375	45	104	16	2	5	33	5	3	7	33	58	2	4	7	9
Berroa, G.	.118	14	34	3	4	1	0	0	0	0	0	2	7	0	0	2	2	
Briley, G.	.194	120	170	17	33	6	0	3	12	1	1	1	12	42	6	2	5	1
Carr, C.	.267	142	551	75	147	19	2	4	41	7	4	2	49	74	58	22	6	6
Carrillo, M.	.255	24	55	4	14	6	0	0	3	1	0	1	7	0	0	5	0	0
Conine, J.	.292	162	595	75	174	24	3	12	79	0	6	5	52	135	2	2	14	2
Cotto, H.	.296	54	135	15	40	7	0	3	14	1	2	1	3	18	11	1	3	2
Decker, S.	.000	8	15	0	0	0	0	0	1	0	1	0	3	3	0	0	2	1
Destrade, O.	.255	153	569	61	145	20	3	20	87	1	6	3	58	130	0	2	17	19
Everett, C.	.105	11	19	0	2	0	0	0	0	0	0	0	1	9	1	0	0	1
Fariss, M.	.172	18	29	3	5	2	1	0	2	0	0	0	5	13	0	0	2	0
Félix, J.	.238	57	214	25	51	11	1	7	22	0	0	1	10	50	2	1	6	6
Lyden, M.	.300	6	10	2	3	0	0	1	1	0	0	0	0	3	0	0	0	0
Magadan, D.	.286	66	227	22	65	12	0	4	29	0	3	1	44	30	0	1	3	7
McGriff, T.	.000	3	7	0	0	0	0	0	0	0	0	0	1	2	0	0	0	0
Natal, R.	.214	41	117	3	25	4	1	1	6	3	1	4	6	22	1	0	6	0
Polidor, G.	.167	7	6	0	1	1	0	0	0	0	0	0	0	2	0	0	0	0
Pose, S.	.195	15	41	0	8	2	0	0	3	0	0	0	2	4	0	2	0	0
Renteria, R.	.255	103	263	27	67	9	2	2	30	3	1	2	21	31	0	2	8	2
Santiago, B.	.230	139	469	49	108	19	6	13	50	0	4	5	37	88	10	7	9	11
Sheffield, G.	.292	72	236	33	69	8	3	10	37	0	4	6	29	34	12	4	2	19
Weiss, W.	.266	158	500	50	133	14	2	1	39	5	4	3	79	73	7	3	5	15
Whitmore, D.	.204	76	250	24	51	8	2	4	19	2	0	5	10	72	4	2	8	3
Wilson, N.	.000	7	16	0	0	0	0	0	0	0	0	0	0	11	0	0	0	0
PITCHERS	.124	162	323	21	40	3	2	2	14	28	0	1	13	118	0	0	7	13
TOTALS	.248	162	5475	581	1356	197	31	94	542	58	43	51	498	1054	117	56	122	125

PITCHER	ERA	W-L	G	GS	CG	SHO	SV	IP	H	R	ER	HR	HB	BB	SO	WP	OBA
Aquino, L.	3.42	6-8	38	13	0	0	0	110.2	115	43	42	6	5	40	67	4	.276
Armstrong, J.	4.49	9-17	36	33	0	0	0	196.1	210	105	98	29	7	78	118	7	.271
Bowen, R.	4.42	8-12	27	27	2	1	0	156.2	156	83	77	11	3	87	98	10	.263
Carpenter, C.	2.89	0-1	29	0	0	0	0	37.1	29	15	12	1	2	13	26	5	.212
Corsi, J.	6.64	0-2	15	0	0	0	0	20.1	28	15	15	1	0	10	7	0	.337
Hammond, C.	4.66	11-12	32	32	1	0	0	191.0	207	106	99	18	1	66	108	10	.277
Harvey, B.	1.70	1-5	59	0	0	0	45	69.0	45	14	13	4	0	13	73	0	.186
Hoffman, T.	3.28	2-2	28	0	0	0	2	35.2	24	13	13	5	0	19	26	3	.185
Hough, C.	4.27	9-16	34	34	0	0	0	204.1	202	109	97	20	8	71	126	11	.259
Johnstone, J.	5.91	0-2	7	0	0	0	0	10.2	16	8	7	1	0	7	5	1	.340
Klink, J.	5.02	0-2	59	0	0	0	0	37.2	37	22	21	0	0	24	22	1	.266
Lewis, R.	3.26	6-3	57	0	0	0	0	77.1	68	37	28	7	1	43	65	9	.239
McClure, B.	7.11	1-1	14	0	0	0	0	6.1	13	5	5	2	0	5	6	0	.419
Nen, R.	7.02	1-0	15	1	0	0	0	33.1	35	28	26	5	0	20	27	4	.255
Rapp, P.	4.02	4-6	16	16	1	0	0	94.0	101	49	42	7	2	39	57	6	.281
Rodriguez, R.	4.11	0-1	36	0	0	0	1	46.0	39	23	21	8	1	24	21	2	.229
Turner, M.	2.91	4-5	55	0	0	0	0	68.0	55	23	22	7	1	26	59	6	.227
Weathers, D.	5.12	2-3	14	6	0	0	0	45.2	57	26	26	3	1	13	34	6	.306
TOTALS	4.13	64-98	162	162	4	5	48	1440.1	1437	724	661	135	32	598	945	85	.261

FRONT OFFICE
 FIELD AND
 CLUBHOUSE STAFF
 PLAYERS
 2017 IN REVIEW
 CLUB HISTORY
 POSTSEASON HISTORY
 PLAYER DEVELOPMENT
 2018 OPPONENTS
 GENERAL INFORMATION



1994 SEASON STATISTICS

REGULARS BY POSITION

POS	PLAYER	AVG.	HR	RBI
C	Benito Santiago	.273	11	41
1B	Greg Colbrunn	.303	6	31
2B	Bret Barberie	.301	5	31
3B	Jerry Browne	.295	3	30
SS	Kurt Abbott	.249	9	33
LF	Jeff Conine	.319	18	82
CF	Chuck Carr	.263	2	30
RF	Gary Sheffield	.276	27	78

FINAL NATIONAL LEAGUE STANDINGS

EAST	W-L	PCT.	GB
Montreal	74-40	.649	--
Atlanta	68-46	.596	6.0
New York	55-58	.487	18.0
Philadelphia	54-61	.470	20.5
Florida	51-64	.443	23.5

CENTRAL	W-L	PCT.	GB
Cincinnati	66-48	.579	--
Houston	66-49	.574	.5
Pittsburgh	53-61	.465	13.0
St. Louis	53-61	.465	13.0
Chicago	49-64	.434	16.5

WEST	W-L	PCT.	GB
Los Angeles	58-56	.509	--
San Francisco	55-60	.478	3.5
Colorado	53-64	.453	6.5
San Diego	47-70	.402	12.5

POS	PITCHER	W-L	ERA	BB	SO	SV
SP	David Weathers	8-12	5.27	59	72	0
SP	Pat Rapp	7-8	3.85	69	75	0
SP	Charlie Hough	5-9	5.15	52	65	0
SP	Mark Gardner	4-4	4.87	30	57	0
CL	Robb Nen	5-5	2.95	17	60	15

TEAM STATISTICS

BATTER	AVG	G	AB	R	H	2B	3B	HR	RBI	SH	SF	HP	BB	SO	SB	CS	GDP	E
Abbott, K.	.249	101	345	41	86	17	3	9	33	3	2	5	16	98	3	0	5	15
Aquino, L.	.167	29	6	1	1	0	0	0	0	1	0	0	0	0	0	0	0	0
Arias, A.	.239	59	113	4	27	5	0	0	15	1	1	1	9	19	0	1	5	2
Barberie, B.	.301	107	372	40	112	20	2	5	31	2	0	9	23	65	2	0	4	14
Bowen, R.	.357	8	14	2	5	2	0	0	0	1	0	0	1	4	0	0	0	1
Browne, J.	.295	101	329	42	97	17	4	3	30	3	2	2	52	23	3	0	5	15
Carr, C.	.263	106	433	61	114	19	2	2	30	6	2	5	22	71	32	8	5	6
Carrillo, M.	.250	80	136	13	34	7	0	0	9	0	1	0	9	31	3	3	5	1
Colbrunn, G.	.303	47	155	17	47	10	0	6	31	0	2	2	9	27	1	1	3	4
Conine, J.	.319	115	451	60	144	27	6	18	82	0	4	1	40	92	1	2	8	6
DeStrade, O.	.208	39	130	12	27	4	0	5	15	0	1	2	19	32	1	0	2	5
Diaz, M.	.325	32	77	10	25	4	2	0	11	0	1	1	6	6	0	0	1	1
Everett, C.	.216	16	51	7	11	1	0	2	6	0	0	0	3	15	4	0	0	0
Gardner, M.	.040	20	25	0	1	0	0	0	0	4	0	1	0	10	0	0	0	0
Hammond, C.	.136	13	22	1	3	1	0	0	1	3	0	0	2	12	0	0	0	1
Hernandez, J.	.000	21	1	0	0	0	0	0	0	0	0	0	0	0	0	0	0	0
Hough, C.	.121	21	33	1	4	0	0	0	0	4	0	0	1	9	0	0	3	0
Johnson, C.	.455	4	11	5	5	1	0	1	4	0	1	0	1	4	0	0	1	0
Johnstone, J.	-	17	0	0	0	0	0	0	0	1	0	0	0	0	0	0	0	0
Lewis, R.	.000	45	5	1	0	0	0	0	0	0	0	0	1	1	0	0	0	2
Magadan, D.	.275	74	211	30	58	7	0	1	17	0	3	1	39	25	0	0	8	4
Mathews, T.	.500	24	6	1	3	1	0	0	0	0	0	0	0	2	0	0	0	0
Miller, K.	.167	4	6	1	1	0	0	0	0	1	0	0	0	2	0	0	0	0
Morman, R.	.212	13	33	2	7	0	0	1	2	0	0	1	2	9	0	0	1	1
Mutis, J.	.000	35	3	0	0	0	0	0	0	0	0	0	0	1	0	0	0	1
Natal, B.	.275	10	29	2	8	2	0	0	2	0	0	0	5	5	1	0	0	1
Nen, R.	.000	44	3	0	0	0	0	0	0	0	0	0	0	1	0	0	0	1
O'Halloran, G.	.182	12	11	1	2	0	0	0	1	0	1	0	0	1	0	0	0	0
Perez, Y.	.000	44	2	0	0	0	0	0	0	0	0	0	0	2	0	0	0	0
Rapp, P.	.122	25	41	1	5	1	0	0	2	4	0	0	0	13	0	0	0	0
Renteria, R.	.224	28	49	5	11	0	0	2	4	0	0	2	1	4	0	1	1	1
Santiago, B.	.273	101	337	35	92	14	2	11	41	2	4	1	25	57	1	2	11	5
Scheid, R.	.000	8	7	0	0	0	0	0	0	1	0	0	0	2	0	0	0	1
Sheffield, G.	.276	87	322	61	89	16	1	27	78	0	5	6	51	50	12	6	10	5
Tavarez, J.	.179	17	39	4	7	0	0	0	4	1	0	0	1	5	1	1	0	0
Tingley, R.	.173	19	52	4	9	3	1	1	2	0	0	0	5	18	0	0	2	1
Weathers, D.	.068	26	44	2	3	0	0	0	0	4	0	0	3	25	0	0	0	1
Whitmore, D.	.227	9	22	1	5	1	0	0	0	0	0	0	3	5	0	1	0	0
TOTALS	.266	115	3926	468	1043	180	24	94	451	42	30	40	349	746	65	26	81	95

PITCHER	ERA	W-L	G	GS	CG	SHO	SV	IP	H	R	ER	HR	HB	BB	SO	WP	OBA	
Aquino, L.	3.73	2-1	29	1	0	0	0	50.2	39	22	21	3	3	22	22	2	.210	
Bowen, R.	4.94	1-5	8	8	1	0	0	47.1	50	28	26	9	2	19	32	2	.273	
Drahman, B.	6.23	0-0	9	0	0	0	0	13.0	15	9	9	2	0	6	7	2	.300	
Fraser, W.	5.84	2-0	9	0	0	0	0	12.1	20	9	8	1	0	6	7	2	.370	
Gardner, M.	4.87	4-4	20	14	0	0	0	92.1	97	53	50	14	1	30	57	3	.276	
Hammond, C.	3.07	4-4	13	13	1	1	0	73.1	79	30	25	5	1	23	40	3	.281	
Harvey, B.	5.23	0-0	12	0	0	0	0	6	10.1	12	6	6	1	0	4	10	.279	
Hernandez, J.	2.70	3-5	21	0	0	0	0	9	23.1	16	9	7	0	2	14	13	1	.205
Hough, C.	5.15	5-9	21	21	1	1	0	113.2	118	74	65	17	10	52	65	9	.274	
Jeffcoat, M.	10.13	0-0	4	0	0	0	0	2.2	4	3	3	2	0	0	1	1	.364	
Johnstone, J.	5.91	1-2	17	0	0	0	0	21.1	23	20	14	4	1	16	23	0	.264	
Lewis, R.	5.67	1-4	45	0	0	0	0	54.0	62	44	34	7	1	38	45	10	.284	
Mathews, T.	3.35	2-1	24	2	0	0	0	43.0	45	16	16	4	1	9	21	1	.268	
Miller, K.	8.10	1-3	4	4	0	0	0	20.0	26	18	18	3	2	7	11	0	.317	
Mutis, J.	5.40	1-0	35	0	0	0	0	38.1	51	25	23	6	1	15	30	0	.331	
Nen, R.	2.95	5-5	44	0	0	0	15	58.0	46	20	19	6	0	17	60	3	.222	
Perez, Y.	3.54	3-0	44	0	0	0	0	40.2	33	18	16	4	1	14	41	4	.220	
Rapp, P.	3.85	7-8	24	23	2	1	0	133.1	132	67	57	13	7	69	75	5	.266	
Scheid, C.	3.34	1-3	8	5	0	0	0	32.1	35	18	12	6	2	8	17	2	.269	
Weathers, D.	5.27	8-12	24	24	0	0	0	135.0	166	87	79	13	4	59	72	7	.306	
TOTALS	4.50	51-64	115	115	5	7	30	1015.0	1069	576	507	120	39	428	649	57	.274	

FRONT OFFICE
 FIELD AND CLUBHOUSE STAFF
 PLAYERS
 2017 IN REVIEW
 CLUB HISTORY
 POSTSEASON HISTORY
 PLAYER DEVELOPMENT
 2018 OPPONENTS
 GENERAL INFORMATION



1995 SEASON STATISTICS

REGULARS BY POSITION

POS	PLAYER	AVG.	HR	RBI
C	Charles Johnson	.251	11	39
1B	Greg Colbrunn	.277	23	89
2B	Quiulvio Veras	.261	5	32
3B	Terry Pendleton	.290	14	78
SS	Kurt Abbott	.255	17	60
LF	Jeff Conine	.302	25	105
CF	Chuck Carr	.227	2	20
RF	Gary Sheffield	.324	16	46

POS	PITCHER	W-L	ERA	BB	SO	SV
SP	John Burkett	14-14	4.30	57	126	0
SP	Pat Rapp	14-7	3.44	76	102	0
SP	Chris Hammond	9-6	3.80	47	126	0
SP	Bobby Witt	2-7	3.90	47	95	0
SP	David Weathers	4-5	5.98	52	60	0
CL	Robb Nen	0-7	3.29	23	68	23

FINAL NATIONAL LEAGUE STANDINGS

EAST	W-L	PCT.	GB
Atlanta	90-54	.625	--
New York	69-75	.479	21.0
Philadelphia	69-75	.479	21.0
Florida	67-76	.469	22.5
Montreal	66-78	.458	24.0

CENTRAL	W-L	PCT.	GB
Cincinnati	85-59	.590	--
Houston	76-68	.528	9.0
Chicago	73-71	.507	12.0
St. Louis	62-81	.434	22.5
Pittsburgh	58-86	.403	27.0

WEST	W-L	PCT.	GB
Los Angeles	78-66	.542	--
Colorado	77-67	.535	1.0
San Diego	70-74	.486	8.0
San Francisco	67-77	.465	11.0

TEAM STATISTICS

BATTER	AVG	G	AB	R	H	2B	3B	HR	RBI	SH	SF	HP	BB	SO	SB	CS	GDP	E
Abbott, K.	.255	120	420	60	107	18	7	17	60	2	5	5	36	110	4	3	6	19
Arias, A.	.269	94	216	22	58	9	2	3	26	3	3	2	22	20	1	0	8	9
Browne, J.	.255	77	184	21	47	4	0	1	17	9	1	1	25	20	1	1	7	3
Carr, C.	.227	105	308	54	70	20	0	2	20	7	2	2	46	49	25	11	2	3
Colbrunn, G.	.277	138	528	70	146	22	1	23	89	0	4	6	22	69	11	3	15	5
Conine, J.	.302	133	483	72	146	26	2	25	105	0	12	1	66	94	2	0	13	6
Dawson, A.	.257	79	226	30	58	10	3	8	37	0	3	8	9	45	0	0	7	8
Decker, S.	.226	51	133	12	30	2	1	3	13	0	2	0	19	22	1	0	1	5
Diaz, M.	.230	49	87	5	20	3	0	1	6	1	0	1	12	0	0	0	4	2
Gregg, T.	.237	72	156	20	37	5	0	6	20	0	2	2	16	33	3	1	3	1
Johnson, C.	.251	97	315	40	79	15	1	11	39	4	2	4	46	71	0	2	11	6
Morman, R.	.278	34	72	9	20	2	1	3	7	0	0	1	3	12	0	0	5	1
Natal, R.	.233	16	43	2	10	2	1	2	6	1	1	0	1	9	0	0	0	1
Pendleton, T.	.290	133	513	70	149	32	1	14	78	0	4	2	38	84	1	2	7	18
Sheffield, G.	.324	63	213	46	69	8	0	16	46	0	2	4	55	45	19	4	3	7
Tavarez, J.	.289	63	190	31	55	6	2	2	13	3	1	1	16	27	7	5	1	0
Veras, Q.	.261	124	440	86	115	20	7	5	32	7	2	9	80	68	56	21	7	9
Whitmore, D.	.190	27	58	6	11	2	0	1	2	1	1	0	5	15	0	0	1	1
Zosky, E.	.200	6	5	0	1	0	0	0	0	0	0	0	0	0	0	0	0	1
TOTALS	.262	143	4886	673	1278	214	29	144	636	69	48	49	517	916	131	53	105	115

PITCHER	ERA	W-L	G	GS	CG	SHO	SV	IP	H	R	ER	HR	HB	BB	SO	WP	OBA
Banks, W.	4.32	2-3	9	9	0	0	0	50.0	43	27	24	7	1	30	30	2	.235
Bowen, R.	3.78	2-0	4	3	0	0	0	16.2	23	11	7	3	0	12	15	0	.329
Burkett, J.	4.30	14-14	30	30	4	0	0	188.1	208	95	90	22	6	57	126	2	.282
Dunbar, M.	11.57	0-1	8	0	0	0	0	7.0	12	9	9	0	1	11	5	1	.387
Garces, R.	5.40	0-2	11	0	0	0	0	13.1	14	9	8	1	0	8	16	0	.264
Gardner, M.	4.49	5-5	39	11	1	1	1	102.1	109	60	51	14	5	43	87	3	.272
Groom, B.	7.20	1-2	14	0	0	0	0	15.0	26	12	12	2	0	6	12	0	.400
Hammond, C.	3.80	9-6	25	24	3	2	0	161.0	157	73	68	17	9	47	126	3	.256
Harvey, B.	---	0-0	1	0	0	0	0	0.0	2	3	3	1	0	1	0	0	1.000
Hernández, J.	11.57	0-0	7	0	0	0	0	7.0	12	9	9	2	1	3	5	0	.400
Johnstone, J.	3.86	0-0	4	0	0	0	0	4.2	7	2	2	1	0	2	3	0	.333
Lewis, R.	3.75	0-1	21	1	0	0	0	36.0	30	15	15	9	1	15	32	1	.224
Mantei, M.	4.73	0-1	12	0	0	0	0	13.1	12	8	7	1	0	13	15	1	.245
Mathews, T.	3.38	4-4	57	0	0	0	3	82.2	70	32	31	9	1	27	72	3	.235
Murphy, R.	9.82	1-1	8	0	0	0	0	7.1	8	9	8	1	0	5	5	0	.286
Myers, M.	0.00	0-0	2	0	0	0	0	2.0	1	0	0	0	0	3	0	0	.167
Nen, R.	3.29	0-7	62	0	0	0	23	65.2	62	26	24	6	1	23	68	2	.244
Pena, A.	1.50	2-0	13	0	0	0	0	18.0	11	3	3	2	0	3	21	0	.169
Perez, Y.	5.21	2-6	69	0	0	0	1	46.2	35	29	27	6	2	28	47	2	.203
Powell, J.	1.08	0-0	9	0	0	0	0	8.1	7	2	1	0	2	6	4	0	.241
Rapp, P.	3.44	14-7	28	28	3	2	0	167.1	158	72	64	10	7	76	102	7	.253
Scheid, R.	6.10	0-0	6	0	0	0	0	10.1	14	7	7	1	0	7	10	1	.341
Small, A.	1.42	1-0	7	0	0	0	0	6.1	7	2	1	1	0	6	5	0	.269
Valdes, M.	14.14	0-0	3	3	0	0	0	7.0	17	13	11	1	1	9	2	1	.459
Veras, R.	3.88	4-4	47	0	0	0	1	48.2	46	25	21	6	1	22	31	2	.251
Weathers, D.	5.98	4-5	28	15	0	0	0	90.1	104	68	60	8	5	52	60	3	.295
Witt, B.	3.90	2-7	19	19	1	0	0	110.2	104	52	48	8	2	47	95	2	.251
TOTALS	4.27	67-76	143	143	12	7	29	1286.0	1299	673	610	139	46	562	994	36	.264

FRONT OFFICE
FIELD AND
CLUBHOUSE STAFF
PLAYERS
2017 IN REVIEW

CLUB HISTORY

POSTSEASON HISTORY

PLAYER DEVELOPMENT

2018 OPPONENTS

GENERAL INFORMATION



1996 SEASON STATISTICS

REGULARS BY POSITION

POS	PLAYER	AVG.	HR	RBI
C	Charles Johnson	.218	13	37
1B	Greg Colbrunn	.286	16	69
2B	Quilvio Veras	.253	4	14
3B	Terry Pendleton	.251	7	58
SS	Edgar Renteria	.309	5	31
LF	Jeff Conine	.293	26	95
CF	Devon White	.274	17	84
RF	Gary Sheffield	.314	42	120

POS	PITCHER	W-L	ERA	BB	SO	SV
SP	Al Leiter	16-12	2.93	119	200	0
SP	Kevin Brown	17-11	1.89	33	159	0
SP	Pat Rapp	8-16	5.10	91	86	0
SP	John Burkett	6-10	4.32	42	108	0
CL	Robb Nen	5-1	1.95	21	92	35

FINAL NATIONAL LEAGUE STANDINGS

EAST	W-L	PCT.	GB
Atlanta	96-66	.593	-
Montreal	88-74	.543	8.0
Florida	80-82	.494	16.0
New York	71-91	.438	25.0
Philadelphia	67-95	.414	29.0

CENTRAL	W-L	PCT.	GB
St. Louis	88-74	.543	-
Houston	82-80	.506	6.0
Cincinnati	81-81	.500	7.0
Chicago	76-86	.469	12.0
Pittsburgh	73-89	.451	15.0

WEST	W-L	PCT.	GB
San Diego	91-71	.562	-
Los Angeles	90-72	.556	1.0
Colorado	83-79	.512	8.0
San Francisco	68-94	.420	23.0

TEAM STATISTICS

BATTER	AVG	G	AB	R	H	2B	3B	HR	RBI	SH	SF	HP	BB	SO	SB	CS	GDP	E
Abbott, K.	.253	109	320	37	81	18	7	8	33	4	0	3	22	99	3	3	7	12
Arias, A.	.277	100	224	27	62	11	2	3	26	1	1	3	17	28	2	0	2	7
Brown, K.	.120	34	75	1	9	1	0	0	3	4	0	0	6	28	0	0	1	1
Burkett, J.	.173	24	52	2	9	2	0	0	1	3	0	0	0	17	0	0	0	1
Castillo, L.	.262	41	164	26	43	2	1	1	8	2	0	0	14	46	17	4	0	3
Colbrunn, G.	.286	141	511	60	146	26	2	16	69	0	5	14	25	76	4	5	22	6
Conine, J.	.293	157	597	84	175	32	2	26	95	0	7	4	62	121	1	4	17	8
Dawson, A.	.276	42	58	6	16	2	0	2	14	0	0	1	2	13	0	0	1	1
Grebeck, C.	.211	50	95	8	20	1	0	1	9	1	2	1	4	14	0	0	2	2
Hammond, C.	.067	38	15	1	1	0	0	0	0	2	0	0	1	7	0	0	0	2
Johnson, C.	.218	120	386	34	84	13	1	13	37	2	4	2	40	91	1	0	20	4
Leiter, A.	.100	33	70	3	7	0	0	0	1	7	0	0	4	45	0	0	1	2
Mathews, T.	.000	57	4	0	0	0	0	0	0	0	0	0	0	2	0	0	0	1
McMillon, B.	.216	28	51	4	11	0	0	0	4	0	0	0	5	14	0	0	1	0
Miller, K.	.375	26	8	0	3	0	0	0	2	1	0	0	0	0	0	0	0	1
Milliard, R.	.161	24	62	7	10	2	0	0	1	0	1	0	14	16	2	0	1	5
Natal, B.	.133	44	90	4	12	1	1	0	2	0	0	0	15	31	0	1	3	5
Nen, R.	.000	75	2	0	0	0	0	0	0	0	0	0	0	0	0	0	0	0
Orsulak, J.	.221	120	217	23	48	6	1	2	19	0	1	0	16	38	1	1	4	4
Pendleton, T.	.251	111	406	30	102	20	1	7	58	1	5	3	26	75	0	2	10	12
Perez, Y.	.000	64	1	0	0	0	0	0	0	0	0	0	0	1	0	0	0	2
Powell, J.	.000	67	5	0	0	0	0	0	0	1	0	0	0	4	0	0	0	0
Rapp, P.	.121	30	58	2	7	1	0	0	2	0	0	0	0	21	0	0	1	2
Renteria, E.	.309	106	431	68	133	18	3	5	31	2	3	2	33	68	16	2	12	11
Sheffield, G.	.314	161	519	118	163	33	1	42	120	0	6	10	142	66	16	9	16	6
Tavarez, J.	.219	98	114	14	25	3	0	0	6	3	0	0	7	18	5	1	2	0
Veras, Q.	.253	73	253	40	64	8	1	4	14	1	1	2	51	42	8	8	3	5
Weathers, D.	.158	32	19	1	3	0	0	1	2	0	0	1	0	13	0	0	0	0
White, D.	.274	146	552	77	151	37	6	17	84	4	9	8	38	99	22	6	8	4
TOTALS	.257	162	5498	688	1413	240	30	150	650	41	45	55	553	1122	99	46	138	111

PITCHER	ERA	W-L	G	GS	CG	SHO	SV	IP	H	R	ER	HR	HB	BB	SO	WP	OBA
Adamson, J.	7.36	0-0	9	0	0	0	0	11.0	18	9	9	1	1	7	7	0	.400
Batista, M.	5.56	0-0	9	0	0	0	0	11.1	9	8	7	0	0	7	6	1	.231
Brown, K.	1.89	17-11	32	32	5	3	0	233.0	187	60	49	8	16	33	159	6	.220
Burkett, J.	4.32	6-10	24	24	1	0	0	154.0	154	84	74	15	3	42	108	0	.263
Hammond, C.	6.56	5-8	38	9	0	0	0	81.0	104	65	59	14	4	27	50	1	.315
Helling, R.	1.95	2-1	5	4	0	0	0	27.2	14	6	6	2	0	7	26	0	.143
Heredia, F.	4.32	1-1	21	0	0	0	0	16.2	21	8	8	1	0	10	10	2	.313
Hernandez, L.	0.00	0-0	1	0	0	0	0	3.0	3	0	0	0	0	2	2	0	.273
Hurst, B.	0.00	0-0	2	0	0	0	0	2.0	3	0	0	0	0	1	1	1	.333
Hutton, M.	3.67	5-1	13	9	0	0	0	56.1	47	23	23	6	3	18	31	2	.222
Larkin, A.	1.80	0-0	1	1	0	0	0	5.0	3	1	1	0	0	1	4	2	.076
Leiter, A.	2.93	16-12	33	33	2	1	0	215.1	153	74	70	14	11	119	200	5	.202
Mantei, M.	6.38	1-0	14	0	0	0	0	18.1	13	13	13	2	1	21	25	2	.197
Mathews, T.	4.91	2-4	57	0	0	0	4	55.0	59	33	30	7	1	27	49	0	.273
Miller, K.	6.80	1-3	26	5	0	0	0	46.1	57	41	35	5	2	33	30	1	.313
Nen, R.	1.95	5-1	75	0	0	0	35	83.0	67	21	18	2	1	21	92	4	.225
Pail, D.	5.79	1-1	12	0	0	0	0	18.2	16	15	12	3	0	9	9	1	.232
Perez, Y.	5.29	3-4	64	0	0	0	0	47.2	51	28	28	2	1	31	47	2	.274
Powell, J.	4.54	4-3	67	0	0	0	2	71.1	71	41	36	5	4	36	52	3	.255
Rapp, P.	5.10	8-16	30	29	0	0	0	162.1	184	95	92	12	3	91	86	13	.301
Valdes, M.	4.81	1-3	11	8	0	0	0	48.2	63	32	26	5	1	23	13	3	.315
Weathers, D.	4.54	2-2	31	8	0	0	0	71.1	85	41	36	7	4	28	40	2	.302
TOTALS	3.95	80-82	162	162	8	13	41	1443.0	1386	703	634	113	57	598	1050	49	.256



FRONT OFFICE
 FIELD AND CLUBHOUSE STAFF
 PLAYERS
 2017 IN REVIEW
 CLUB HISTORY
 POSTSEASON HISTORY
 PLAYER DEVELOPMENT
 2018 OPPONENTS
 GENERAL INFORMATION

1997 SEASON STATISTICS

REGULARS BY POSITION

POS	PLAYER	AVG.	HR	RBI
C	Charles Johnson	.250	19	63
1B	Jeff Conine	.242	17	61
2B	Luis Castillo	.240	0	8
3B	Bobby Bonilla	.297	17	96
SS	Edgar Rentería	.277	4	52
LF	Moises Alou	.292	23	115
CF	Devon White	.245	6	34
RF	Gary Sheffield	.250	21	71

FINAL NATIONAL LEAGUE STANDINGS

	W-L	PCT.	GB	
Atlanta	101-61	.623	--	
Florida	92-70	.568	9.0	
New York	88-74	.543	13.0	
Montreal	78-84	.481	23.0	
Philadelphia	68-94	.420	33.0	
		W-L	PCT.	GB
CENTRAL				
Houston	84-78	.519	--	
Pittsburgh	79-83	.488	5.0	
Cincinnati	76-86	.469	8.0	
St. Louis	73-89	.451	11.0	
Chicago	68-94	.420	16.0	
		W-L	PCT.	GB
WEST				
San Francisco	90-72	.556	--	
Los Angeles	88-74	.543	2.0	
Colorado	83-79	.512	7.0	
San Diego	76-86	.469	14.0	

POS	PITCHER	W-L	ERA	BB	SO	SV
SP	Kevin Brown	16-8	2.69	66	205	0
SP	Alex Fernández	17-12	3.59	69	183	0
SP	Al Leiter	11-9	4.34	91	132	0
SP	Liván Hernández	9-3	3.18	38	72	0
SP	Tony Saunders	4-6	4.61	64	102	0
CL	Robb Nen	9-3	3.89	40	81	35

TEAM STATISTICS

BATTER	AVG	G	AB	R	H	2B	3B	HR	RBI	SH	SF	HP	BB	SO	SB	CS	GDP	E
Abbott, K.	.274	94	252	35	69	18	2	6	30	6	0	1	14	68	3	1	5	8
Alou, M.	.292	150	538	88	157	29	5	23	115	0	7	4	70	85	9	5	13	3
Arias, A.	.247	74	93	13	23	2	0	1	11	4	0	3	12	12	0	1	6	2
Bonilla, B.	.297	153	562	77	167	39	3	17	96	0	8	5	73	94	6	6	18	22
Booty, J.	.600	4	5	2	3	0	0	0	1	0	0	0	1	1	0	0	0	1
Cangelosi, J.	.245	103	192	28	47	8	0	1	12	1	1	3	19	33	5	1	3	0
Castillo, L.	.240	75	263	27	63	8	0	0	8	2	0	0	27	53	16	10	6	9
Conine, J.	.242	151	405	46	98	13	1	17	61	0	2	2	57	89	2	0	11	8
Counsell, C.	.299	51	164	20	49	9	2	1	16	3	1	3	18	17	1	1	5	3
Daulton, D.	.262	52	126	22	33	8	2	3	21	0	2	1	22	17	2	1	1	4
Dunwoody, T.	.260	19	50	7	13	2	2	2	7	0	0	1	7	21	2	0	1	2
Eisenreich, J.	.280	120	293	36	82	19	1	2	34	3	4	1	30	28	0	0	7	2
Floyd, C.	.234	61	137	23	32	9	1	6	19	1	1	2	24	33	6	2	3	3
Johnson, C.	.250	124	416	43	104	26	1	19	63	3	2	3	60	109	0	2	13	0
Kotsay, M.	.192	14	52	5	10	1	1	0	4	1	0	0	4	7	3	0	1	0
McMillon, B.	.111	13	18	0	2	1	0	0	1	0	0	0	0	7	0	0	0	0
Milliard, R.	.200	8	30	2	6	0	0	0	2	1	0	2	3	1	1	1	2	0
Morman, R.	.286	4	7	3	2	1	0	1	2	0	0	0	0	2	1	0	0	0
Natal, B.	.500	4	4	2	2	1	0	1	3	0	1	0	2	0	0	0	0	0
Rentería, E.	.277	154	617	90	171	21	3	4	52	19	6	4	45	108	32	15	17	17
Sheffield, G.	.250	135	444	86	111	22	1	21	71	0	2	15	121	79	11	7	7	5
Wehler, J.	.278	44	36	8	10	2	0	0	2	1	0	1	2	5	1	0	2	0
White, D.	.245	74	265	37	65	13	1	6	34	0	4	7	32	65	13	5	3	2
Zaun, G.	.301	58	143	21	43	10	2	2	20	1	0	2	26	18	1	0	3	8
TOTALS	.259	162	5439	740	1410	272	28	136	703	71	42	61	686	1074	115	58	132	116

PITCHER	ERA	W-L	G	GS	CG	SHO	SV	IP	H	R	ER	HR	HB	BB	SO	WP	OBA
Alfonseca, A.	4.91	1-3	17	0	0	0	0	25.2	36	16	14	3	1	10	19	1	.324
Brown, K.	2.69	16-8	33	33	6	2	0	237.1	214	77	71	10	14	66	205	7	.240
Cangelosi, J.	0.00	0-0	1	0	0	0	0	1.0	0	0	0	0	0	1	0	0	.000
Cook, D.	3.90	1-2	59	0	0	0	0	62.1	64	28	27	4	2	28	63	0	.267
Fernández, A.	3.59	17-12	32	32	5	1	0	220.2	193	93	88	25	4	69	183	9	.238
Helling, R.	4.38	2-6	31	8	0	0	0	76.0	61	38	37	12	4	48	53	0	.232
Heredia, F.	4.29	5-3	56	0	0	0	0	56.2	53	30	27	3	5	30	54	2	.243
Hernández, L.	3.18	9-3	17	17	0	0	0	96.1	81	39	34	5	3	38	72	0	.229
Hutton, M.	3.78	3-1	32	0	0	0	0	47.2	50	24	20	7	2	19	29	3	.286
Leiter, A.	4.34	11-9	27	27	0	0	0	151.1	133	78	73	13	12	91	132	2	.241
Miller, K.	9.82	0-1	7	0	0	0	0	7.1	12	8	8	2	1	7	7	0	.364
Nen, R.	3.89	9-3	73	0	0	0	35	74.0	72	35	32	7	0	40	81	5	.250
Ojala, K.	3.14	1-2	7	5	0	0	0	28.2	28	10	10	4	0	18	19	0	.252
Pall, D.	3.86	0-0	2	0	0	0	0	2.1	3	1	1	1	0	1	0	0	.300
Powell, J.	3.28	7-2	74	0	0	0	2	79.2	71	35	29	3	4	30	65	3	.242
Rapp, P.	4.47	4-6	19	19	1	1	0	108.2	121	59	54	11	3	51	64	5	.287
Saunders, T.	4.61	4-6	22	21	0	0	0	111.1	99	62	57	12	2	64	102	2	.244
Stanifer, R.	4.60	1-2	36	0	0	0	1	45.0	43	23	23	9	3	16	28	1	.261
Vosberg, E.	3.75	1-1	17	0	0	0	0	12.0	15	7	5	0	3	6	8	1	.313
Whisenant, M.	16.88	0-0	4	0	0	0	0	2.2	4	6	5	0	0	6	4	0	.333
TOTALS	3.83	92-70	162	162	12	10	39	1446.2	1353	669	615	131	63	639	1188	41	.250

FRONT OFFICE
 FIELD AND
 CLUBHOUSE STAFF
 PLAYERS
 2017 IN REVIEW

CLUB HISTORY

POSTSEASON HISTORY

PLAYER DEVELOPMENT

2018 OPPONENTS

GENERAL INFORMATION

1998 SEASON STATISTICS

REGULARS BY POSITION

POS	PLAYER	AVG.	HR	RBI
C	Gregg Zaun	.188	5	29
1B	Derrek Lee	.233	17	74
2B	Craig Counsell	.251	4	40
3B	Todd Zeile	.291	6	39
SS	Edgar Renteria	.282	3	31
LF	Cliff Floyd	.282	22	90
CF	Todd Dunwoody	.251	5	28
RF	Mark Kotsay	.279	11	68

POS	PITCHER	W-L	ERA	BB	SO	SV
SP	Liván Hernández	10-12	4.72	104	162	0
SP	Brian Meadows	11-13	5.21	46	88	0
SP	Jesús Sánchez	7-9	4.47	91	137	0
SP	Andy Larkin	3-8	9.64	55	43	0
CL	Matt Mantei	3-4	2.96	23	63	9

FINAL NATIONAL LEAGUE STANDINGS

EAST	W-L	PCT.	GB
Atlanta	106-56	.654	--
New York	88-74	.543	18.0
Philadelphia	75-87	.463	31.0
Montreal	65-97	.401	41.0
Florida	54-108	.333	52.0

CENTRAL	W-L	PCT.	GB
Houston	102-60	.630	--
Chicago	90-73	.552	12.5
St. Louis	83-79	.512	19.0
Cincinnati	77-85	.475	25.0
Milwaukee	74-88	.457	28.0
Pittsburgh	69-93	.426	33.0

WEST	W-L	PCT.	GB
San Diego	98-64	.605	--
San Francisco	89-74	.546	9.5
Los Angeles	83-79	.512	15.0
Colorado	77-85	.475	21.0
Arizona	65-97	.401	33.0

TEAM STATISTICS

BATTER	AVG	G	AB	R	H	2B	3B	HR	RBI	SH	SF	HP	BB	SO	SB	CS	GDP	E
Abbott, K.	.253	109	320	37	81	18	7	8	33	4	0	3	22	99	3	3	7	12
Berg, D.	.313	81	182	18	57	11	0	2	21	4	3	0	26	46	3	0	1	7
Bonilla, B.	.278	28	97	11	27	5	0	4	15	0	1	0	12	22	0	1	6	5
Booty, J.	.158	7	19	0	3	1	0	0	3	0	0	0	3	8	0	0	0	3
Cangelosi, J.	.251	104	171	19	43	8	0	1	10	5	1	1	30	23	2	3	5	2
Castillo, L.	.203	44	153	21	31	3	2	1	10	1	0	1	22	33	3	0	1	6
Counsell, C.	.251	107	335	43	84	19	5	4	40	8	1	4	51	47	3	0	5	5
Daubach, B.	.200	10	15	0	3	1	0	0	3	0	0	1	1	5	0	0	0	0
Dunwoody, T.	.251	116	434	53	109	27	7	5	28	3	0	4	21	113	5	1	6	3
Eisenreich, J.	.250	30	64	9	16	1	0	1	7	0	0	0	4	14	2	0	1	2
Floyd, C.	.282	153	588	85	166	45	3	22	90	0	3	3	47	112	27	14	10	7
Gonzalez, A.	.151	25	86	11	13	2	0	3	7	2	0	1	9	30	0	0	2	3
Jackson, R.	.250	111	260	26	65	15	1	5	31	2	1	1	20	73	1	1	3	10
Johnson, C.	.221	31	113	13	25	5	0	7	23	0	1	0	16	30	0	1	3	2
Knorr, R.	.204	15	49	4	10	4	1	2	11	0	1	0	1	10	0	0	0	1
Kotsay, M.	.279	154	578	72	161	25	7	11	68	7	3	1	34	61	10	5	17	6
Larkin, A.	.138	17	29	1	4	0	0	0	0	2	0	0	1	19	0	0	0	0
Lee, D.	.233	141	454	62	106	29	1	17	74	0	2	10	47	120	5	2	12	8
Millar, K.	.500	2	2	1	1	0	0	0	0	0	0	0	1	0	0	0	0	1
Orie, K.	.263	48	175	23	46	8	1	6	17	1	0	5	14	24	1	0	4	10
Piazza, M.	.278	5	18	1	5	0	1	0	5	0	1	0	0	0	0	0	0	0
Redmond, M.	.331	37	118	10	39	9	0	2	12	4	0	2	5	16	0	0	6	2
Renteria, E.	.282	133	517	79	146	18	2	3	31	9	2	4	48	78	41	22	13	20
Roskos, J.	.100	10	10	1	1	0	0	0	0	0	0	0	0	5	0	0	0	0
Sheffield, G.	.272	40	136	21	37	11	1	6	28	0	2	2	26	16	4	2	3	1
Wehner, J.	.227	53	88	10	20	2	0	0	5	0	1	0	7	12	1	0	3	0
Wilson, P.	.065	14	31	4	2	0	0	1	1	2	0	1	4	12	0	0	0	0
Zaun, G.	.188	106	298	19	56	12	2	5	29	2	2	1	35	52	5	2	7	8
Zeile, T.	.291	66	234	37	68	12	1	6	39	0	3	2	31	34	2	3	4	5
TOTALS	.248	162	5558	667	1381	277	36	114	621	70	29	45	525	1119	115	57	121	129

PITCHER	ERA	W-L	G	GS	CG	SHO	SV	IP	H	R	ER	HR	HB	BB	SO	WP	OBA
Alfonseca, A.	4.08	4-6	58	0	0	0	8	70.2	75	36	32	10	3	33	46	1	.281
Barrios, M.	3.38	0-0	2	0	0	0	0	2.2	4	1	1	1	0	2	1	0	.364
Darensbourg, V.	3.68	0-7	59	0	0	0	1	71.0	52	29	29	5	0	30	74	4	.207
Dempster, R.	7.08	1-5	14	11	0	0	0	54.2	72	47	43	6	9	38	35	5	.336
Edmondson, B.	3.79	4-3	43	0	0	0	0	59.1	62	28	25	8	3	29	32	1	.281
Fontenot, J.	6.33	0-7	8	8	0	0	0	42.2	56	34	30	5	5	20	24	6	.320
Gonzalez, G.	9.00	0-0	3	0	0	0	0	1.0	1	1	1	0	1	1	0	0	.333
Hammond, C.	6.59	0-2	3	3	0	0	0	13.2	20	11	10	3	1	8	8	0	.357
Henriquez, O.	8.55	0-0	15	0	0	0	0	20.0	26	22	19	4	1	12	19	1	.306
Heredia, F.	5.49	0-3	41	2	0	0	2	41.0	38	30	25	1	1	32	38	5	.241
Hernández, L.	4.72	10-12	33	33	9	0	0	234.1	265	133	123	37	6	104	162	4	.289
Larkin, A.	9.64	3-8	17	14	0	0	0	74.2	101	87	80	12	4	55	43	3	.329
Ludwick, E.	7.44	1-4	13	6	0	0	0	32.2	46	31	27	7	0	17	27	2	.333
Mantei, M.	2.96	3-4	42	0	0	0	9	54.2	38	19	18	1	7	23	63	0	.203
Meadows, B.	5.21	11-13	31	31	1	0	0	174.1	222	106	101	20	3	46	88	5	.315
Medina, R.	6.01	2-6	12	12	0	0	0	67.1	76	50	45	8	3	52	49	5	.289
Ojala, K.	4.25	2-7	41	13	1	0	0	125.0	128	71	59	14	4	59	75	6	.267
Pall, D.	5.13	0-1	23	0	0	0	0	33.1	42	19	19	5	1	7	26	2	.326
Powell, J.	4.21	4-4	33	0	0	0	3	36.1	36	19	17	5	2	22	24	1	.263
Sánchez, J.	4.47	7-9	35	29	0	0	0	173.0	178	98	86	18	4	91	137	8	.272
Speier, J.	8.38	0-3	18	0	0	0	0	19.1	25	18	17	7	0	12	15	2	.325
Stanifer, R.	5.63	2-4	38	0	0	0	1	48.0	54	33	30	5	0	22	30	1	.277
TOTALS	5.18	54-108	162	162	11	3	24	1449.2	1617	923	834	182	58	715	1016	62	.287



FRONT OFFICE
 FIELD AND CLUBHOUSE STAFF
 PLAYERS
 2017 IN REVIEW
 CLUB HISTORY
 POSTSEASON HISTORY
 PLAYER DEVELOPMENT
 2018 OPPONENTS
 GENERAL INFORMATION

1999 SEASON STATISTICS

REGULARS BY POSITION

POS	PLAYER	AVG.	HR	RBI
C	Mike Redmond	.302	1	27
1B	Kevin Millar	.285	9	67
2B	Luis Castillo	.302	0	28
3B	Mike Lowell	.253	12	47
SS	Álex González	.277	14	59
LF	Cliff Floyd	.303	11	49
CF	Preston Wilson	.280	26	71
RF	Mark Kotsay	.271	8	50

FINAL NATIONAL LEAGUE STANDINGS

EAST	W-L	PCT.	GB
Atlanta	103-59	.636	--
New York	97-66	.595	6.5
Philadelphia	77-85	.475	26.0
Montreal	68-94	.420	35.0
Florida	64-98	.395	39.0

CENTRAL	W-L	PCT.	GB
Houston	97-65	.599	--
Cincinnati	96-67	.589	1.5
Pittsburgh	78-83	.484	18.5
St. Louis	75-86	.466	21.5
Milwaukee	74-87	.460	22.5

WEST	W-L	PCT.	GB
Arizona	100-62	.617	--
San Francisco	86-76	.531	14.0
Los Angeles	77-85	.475	23.0
San Diego	74-88	.457	26.0
Colorado	72-90	.444	28.0

POS	PITCHER	W-L	ERA	BB	SO	SV
SP	Brian Meadows	11-15	5.60	57	72	0
SP	Dennis Springer	6-16	4.86	64	83	0
SP	Ryan Dempster	7-8	4.71	93	126	0
SP	Alex Fernández	7-8	3.38	41	91	0
SP	Liván Hernández	5-9	4.76	55	97	0
CL	Antonio Alfonseca	4-5	3.24	29	46	21

TEAM STATISTICS

BATTER	AVG	G	AB	R	H	2B	3B	HR	RBI	SH	SF	HP	BB	SO	SB	CS	GDP	E
Aven, B.	.289	137	381	57	110	19	2	12	70	0	6	9	44	82	3	0	6	3
Bautista, D.	.288	70	205	32	59	10	1	5	24	0	1	1	4	30	3	0	5	3
Berg, D.	.286	109	304	42	87	18	1	3	25	3	0	2	27	59	2	2	7	8
Castillo, L.	.302	128	487	76	147	23	4	0	28	6	3	0	67	85	50	17	3	15
Castro, R.	.179	24	67	4	12	4	0	2	4	0	1	0	10	14	0	0	1	1
Clapinski, C.	.232	36	56	6	13	1	2	0	2	0	0	1	9	12	1	0	1	3
Counsell, C.	.152	37	66	4	10	1	0	0	2	2	0	0	5	10	0	0	1	1
Dunwoody, T.	.220	64	186	20	41	6	3	2	20	0	1	1	12	41	3	4	1	2
Fabregas, J.	.206	82	223	20	46	10	2	3	21	4	5	2	26	27	0	0	7	5
Floyd, C.	.303	69	251	37	76	19	1	11	49	0	2	2	30	47	5	6	8	6
Garcia, A.	.250	10	24	6	6	0	1	2	2	0	0	0	3	11	0	0	0	3
Garcia, G.	.250	4	4	0	1	0	0	0	0	0	0	0	2	0	0	0	0	0
Gonzalez, A.	.277	136	560	81	155	28	8	14	59	1	3	12	15	113	3	5	13	27
Hyers, T.	.222	58	81	8	18	4	1	2	12	0	1	0	14	11	0	0	1	0
Kotsay, M.	.271	148	495	57	134	23	9	8	50	2	9	0	29	50	7	6	11	5
Lee, D.	.206	70	218	21	45	9	1	5	20	0	1	0	17	70	2	1	3	3
Lowell, M.	.253	97	308	32	78	15	0	12	47	0	5	5	26	69	0	0	8	4
Millar, K.	.285	105	351	48	100	17	4	9	67	1	8	7	40	64	1	0	7	4
Orie, K.	.254	77	240	26	61	16	0	6	29	0	2	3	22	43	1	0	8	7
Ramirez, J.	.143	15	21	3	3	1	0	0	2	0	0	0	1	6	0	1	0	1
Redmond, M.	.302	84	242	22	73	9	0	1	27	5	0	5	26	34	0	0	8	4
Roskos, J.	.167	13	12	0	2	0	0	0	1	0	0	0	1	7	0	0	0	0
Wilson, P.	.280	149	482	67	135	21	4	26	71	0	6	9	46	156	11	4	15	9
TOTALS	.263	162	5578	691	1465	266	44	128	655	44	56	59	479	1145	92	46	119	127

PITCHER	ERA	W-L	G	GS	CG	SHO	SV	IP	H	R	ER	HR	HB	BB	SO	WP	OBA
Alfonseca, A.	3.24	4-5	73	0	0	0	21	77.2	79	28	28	4	4	29	46	1	.274
Almanza, A.	1.72	0-1	14	0	0	0	0	15.2	8	4	3	1	1	9	20	0	.154
Almonte, H.	4.20	0-2	15	0	0	0	0	15.0	20	7	7	1	0	6	8	2	.339
Billingsley, B.	16.43	0-0	8	0	0	0	0	7.2	11	14	14	3	2	10	3	1	.379
Burnett, A. J.	3.48	4-2	7	7	0	0	0	41.1	37	23	16	3	0	25	33	0	.242
Corbin, A.	7.29	0-1	17	0	0	0	0	21.0	25	20	17	2	1	15	30	3	.291
Cornelius, R.	3.26	1-0	5	2	0	0	0	19.1	16	7	7	0	0	5	12	1	.229
Darensbourg, V.	8.83	0-1	56	0	0	0	0	34.2	50	36	34	3	5	21	16	1	.340
Dempster, R.	4.71	7-8	25	25	0	0	0	147.0	146	77	77	21	6	93	126	8	.262
Edmondson, B.	5.84	5-8	68	0	0	0	1	94.0	106	65	61	11	6	44	58	5	.290
Fernández, A.	3.38	7-8	24	24	1	0	0	141.0	135	60	53	10	4	41	91	2	.252
Hernández, L.	4.76	5-9	20	20	2	0	0	136.0	161	78	72	17	2	55	97	2	.294
Looper, B.	3.80	3-3	72	0	0	0	0	83.0	96	43	35	7	1	31	50	2	.293
Mantei, M.	2.72	1-2	35	0	0	0	10	36.1	24	11	11	4	2	25	50	0	.186
Meadows, B.	5.60	11-15	31	31	0	0	0	178.1	214	117	111	31	5	57	72	4	.302
Medina, R.	5.79	1-1	20	0	0	0	0	23.1	20	15	15	3	1	20	16	2	.227
Nuñez, V.	4.58	4-8	17	12	0	0	0	74.2	66	48	38	9	3	34	58	5	.243
Ojala, K.	14.34	0-1	8	1	0	0	0	10.2	21	17	17	1	0	6	5	0	.438
Sánchez, J.	6.01	5-7	59	10	0	0	0	76.1	84	59	51	16	4	60	62	5	.291
Springer, D.	4.86	6-16	38	29	3	2	1	196.1	231	121	106	23	7	64	83	2	.303
Tejera, M.	11.37	0-0	3	1	0	0	0	6.1	10	8	8	1	0	5	7	0	.385
TOTALS	4.90	64-98	162	162	6	5	33	1435.2	1560	858	781	171	54	655	943	46	.281

FRONT OFFICE
 CLUBHOUSE STAFF
 FIELD AND
 PLAYERS
 2007 IN REVIEW

CLUB HISTORY
 POSTSEASON HISTORY
 PLAYER DEVELOPMENT

2018 OPPONENTS
 GENERAL INFORMATION



2000 SEASON STATISTICS

REGULARS BY POSITION

POS	PLAYER	AVG.	HR	RBI
C	Mike Redmond	.252	0	15
1B	Derrek Lee	.281	28	70
2B	Luis Castillo	.334	2	17
3B	Mike Lowell	.270	22	91
SS	Álex González	.277	7	42
LF	Cliff Floyd	.300	22	91
CF	Preston Willson	.264	31	121
RF	Mark Kotsay	.298	12	57

FINAL NATIONAL LEAGUE STANDINGS

EAST	W-L	PCT.	GB
Atlanta	95-67	.586	--
New York	94-68	.580	1.0
Florida	79-82	.491	15.5
Montreal	67-95	.414	28.0
Philadelphia	65-97	.401	30.0

CENTRAL	W-L	PCT.	GB
St. Louis	95-67	.586	--
Cincinnati	85-77	.525	10.0
Milwaukee	73-89	.451	22.0
Houston	72-90	.444	23.0
Pittsburgh	69-93	.426	26.0
Chicago	65-97	.401	30.0

WEST	W-L	PCT.	GB
San Francisco	97-65	.599	--
Los Angeles	86-76	.531	11.0
Arizona	85-77	.525	12.0
Colorado	82-80	.506	15.0
San Diego	76-86	.469	21.0

POS	PITCHER	W-L	ERA	BB	SO	SV
SP	Ryan Dempster	14-10	3.66	97	209	0
SP	Jesús Sánchez	9-12	5.34	76	123	0
SP	Brad Penny	8-7	4.81	60	80	0
SP	Reid Cornelius	4-10	4.82	50	50	0
SP	Chuck Smith	6-6	3.23	54	118	0
CL	Antonio Alfonseca	5-6	4.24	24	47	45

TEAM STATISTICS

BATTER	AVG	G	AB	R	H	2B	3B	HR	RBI	SH	SF	HP	BB	SO	SB	CS	GDP	E
Bako, P.	.242	56	161	10	39	6	1	0	14	1	1	1	22	48	0	0	4	3
Berg, D.	.252	82	210	23	53	14	1	1	21	1	4	5	25	46	3	0	5	8
Brown, B.	.192	41	73	4	14	6	0	2	6	0	0	0	3	33	1	0	1	1
Castillo, L.	.334	136	539	101	180	17	3	2	17	9	0	0	78	86	62	22	11	11
Castro, R.	.239	50	138	10	33	4	0	2	14	0	2	1	16	36	0	0	1	6
Clapinski, C.	.306	34	49	12	15	4	1	1	7	1	0	0	5	7	0	0	1	4
Floyd, C.	.300	121	420	75	126	30	0	22	91	0	9	8	50	82	24	3	4	9
Fox, A.	.244	69	164	19	40	4	2	3	10	0	0	3	18	37	8	3	1	11
Gonzalez, A.	.200	109	385	35	77	17	4	7	42	5	2	2	13	77	7	1	7	19
Kotsay, M.	.298	152	530	87	158	31	5	12	57	2	4	0	42	46	19	9	17	3
Lee, D.	.281	158	477	70	134	18	3	28	70	0	2	4	63	123	0	3	14	8
Lopez, M.	.000	4	3	0	0	0	0	0	0	0	0	0	1	1	0	0	0	0
Lowell, M.	.270	140	508	73	137	38	0	22	91	0	11	9	54	75	4	0	4	12
Martinez, S.	.222	10	18	1	4	2	0	0	0	0	0	0	0	8	0	0	0	0
Millar, K.	.259	123	259	36	67	14	3	14	42	0	2	8	36	47	0	0	5	5
Ozuna, P.	.333	14	24	2	8	1	0	0	0	2	0	0	0	2	1	0	0	1
Redmond, M.	.252	87	210	17	53	8	1	0	15	1	3	8	13	19	0	0	5	2
Rodriguez, H.	.269	36	108	10	29	6	0	2	10	0	0	1	14	23	0	0	1	0
Roison, N.	.077	8	13	0	1	0	0	0	2	0	2	0	1	4	0	0	0	0
Smith, M.	.245	104	192	22	47	8	1	5	27	0	2	2	17	54	2	0	2	0
Wilson, P.	.264	161	605	94	160	35	3	31	121	0	6	8	55	187	36	14	11	5
TOTALS	.262	161	5509	731	1441	274	29	160	691	42	51	60	540	1184	168	55	100	125

PITCHER	ERA	W-L	G	GS	CG	SHO	SV	IP	H	R	ER	HR	HB	BB	SO	WP	OBA
Alfonseca, A.	4.24	5-6	68	0	0	0	45	70.0	82	35	33	7	1	24	47	0	.291
Almanza, A.	4.86	4-2	67	0	0	0	0	46.1	38	27	25	3	2	43	46	1	.228
Aybar, M.	2.63	1-0	21	0	0	0	0	27.1	18	8	8	3	0	13	14	0	.184
Bones, R.	4.54	2-3	56	0	0	0	0	77.1	94	43	39	6	3	27	59	2	.303
Burnett, A. J.	4.79	3-7	13	13	0	0	0	82.2	80	46	44	8	2	44	57	2	.259
Cornelius, R.	4.82	4-10	22	21	0	0	0	125.0	135	74	67	19	4	50	50	8	.282
Darensbourg, V.	4.06	5-3	56	0	0	0	0	62.0	61	32	28	7	2	28	59	1	.260
Dempster, R.	3.66	14-10	33	33	2	1	0	226.1	210	102	92	30	5	97	209	4	.243
Fernández, A.	4.13	4-4	8	8	0	0	0	52.1	59	25	24	7	0	16	27	0	.292
Grilli, J.	5.40	1-0	1	1	0	0	0	6.2	11	4	4	0	2	2	3	0	.379
Looper, B.	4.41	5-1	73	0	0	0	2	67.1	71	41	33	3	5	36	29	5	.268
Mahay, R.	6.04	1-0	18	0	0	0	0	25.1	31	17	17	6	0	16	27	2	.310
Miceli, D.	4.25	6-4	45	0	0	0	0	48.2	45	23	23	4	1	18	40	3	.242
Núñez, V.	7.90	0-6	17	12	0	0	0	68.1	88	63	60	12	2	34	45	5	.319
Penny, B.	4.81	8-7	23	22	0	0	0	119.2	120	70	64	13	5	60	80	4	.263
Sánchez, J.	5.34	9-12	32	32	2	2	0	182.0	197	118	108	32	4	76	123	4	.280
Smith, C.	3.23	6-6	19	19	1	0	0	122.2	111	53	44	6	3	54	118	6	.248
Strong, J.	7.32	1-1	18	0	0	0	1	19.2	26	16	16	3	2	12	18	2	.325
TOTALS	4.59	79-82	161	161	5	4	48	1429.2	1477	797	729	169	43	650	1051	49	.269



FRONT OFFICE
 FIELD AND CLUBHOUSE STAFF
 PLAYERS
 2017 IN REVIEW
 CLUB HISTORY
 POSTSEASON HISTORY
 PLAYER DEVELOPMENT
 2018 OPPONENTS
 GENERAL INFORMATION

2001 SEASON STATISTICS

REGULARS BY POSITION						FINAL NATIONAL LEAGUE STANDINGS					
POS	PLAYER	AVG.	HR	RBI		EAST	W-L	PCT.	GB		
C	Charles Johnson	.259	18	75		Atlanta	88-74	.543	--		
1B	Derrek Lee	.282	21	75		Philadelphia	86-76	.531	2.0		
2B	Luis Castillo	.263	2	45		New York	82-80	.506	6.0		
3B	Mike Lowell	.283	18	100		Florida	76-86	.469	12.0		
SS	Álex González	.250	9	48		Montreal	68-94	.420	20.0		
LF	Cliff Floyd	.317	31	103							
CF	Preston Wilson	.274	23	71		CENTRAL		W-L	PCT.	GB	
RF	Kevin Millar	.314	20	85		Houston	93-69	.574	--		
						St. Louis	93-69	.574	--		
						Chicago	88-74	.543	5.0		
SP	Ryan Dempster	15-12	4.94	112	171	0	Milwaukee	68-94	.420	25.0	
SP	Brad Penny	10-10	3.69	54	154	0	Cincinnati	66-96	.407	27.0	
SP	Matt Clement	9-10	5.05	85	134	0	Pittsburgh	62-100	.383	31.0	
SP	A.J. Burnett	11-12	4.05	83	128	0					
SP	Chuck Smith	5-5	4.70	35	71	0	WEST		W-L	PCT.	GB
CL	Antonio Alfonseca	4-4	3.06	15	40	28	Arizona	92-70	.568	--	
							San Francisco	90-72	.556	2.0	
							Los Angeles	86-76	.531	6.0	
							San Diego	79-83	.488	13.0	
							Colorado	73-89	.451	19.0	

TEAM STATISTICS

BATTER	AVG	G	AB	R	H	2B	3B	HR	RBI	SH	SF	HP	BB	SO	SB	CS	GDP	E
Abbott, J.	.262	28	42	5	11	3	0	0	5	0	0	1	3	7	0	0	1	1
Acevedo, J.	.333	20	3	1	1	1	0	0	0	1	0	0	0	0	0	0	0	1
Berg, D.	.242	82	215	26	52	12	1	4	16	2	2	2	14	39	0	1	3	8
Castillo, L.	.263	134	537	76	141	16	10	2	45	4	3	1	67	90	33	16	6	13
Castro, R.	.182	7	11	0	2	0	0	0	1	0	0	0	1	1	0	0	0	0
Floyd, C.	.317	149	555	123	176	44	4	31	103	0	5	10	59	101	18	3	9	8
Fox, A.	.185	54	81	8	15	0	1	3	7	0	0	2	15	17	1	0	2	3
Gonzalez, A.	.250	145	515	57	129	36	1	9	48	3	3	10	30	107	2	2	13	26
Gulan, M.	.000	6	6	1	0	0	0	0	0	0	0	2	2	2	0	0	0	0
Johnson, C.	.259	128	451	51	117	32	0	18	75	0	3	4	38	133	0	0	8	4
Lee, D.	.282	158	561	83	158	37	4	21	75	0	6	8	50	126	4	2	18	8
Lowell, M.	.283	146	551	65	156	37	0	18	100	0	10	10	43	79	1	2	9	9
Mabry, J.	.218	82	147	14	32	7	0	6	20	0	2	5	13	44	1	0	6	2
McGuire, R.	.185	48	54	8	10	2	0	1	8	0	2	0	7	15	1	0	0	0
Millar, K.	.314	144	449	62	141	39	5	20	85	0	2	5	39	70	0	0	8	2
Mottola, C.	.000	5	7	1	0	0	0	0	1	0	1	0	2	2	0	0	0	0
Mouton, L.	.059	21	17	1	1	0	0	0	1	0	0	0	0	7	0	0	0	0
Owens, E.	.253	119	400	51	101	16	1	5	28	4	1	0	29	59	8	6	13	3
Redmond, M.	.312	48	141	19	44	4	0	4	14	1	1	2	13	13	0	0	6	2
Thompson, R.	.290	18	31	6	9	5	0	0	2	0	0	0	1	8	0	0	2	1
Wilson, P.	.274	123	468	70	128	30	2	23	71	0	3	6	36	107	20	8	14	2
TOTALS	.264	162	5542	742	1461	325	30	166	713	60	45	67	470	1145	89	40	118	103
PITCHER	ERA	W-L	G	GS	CG	SHO	SV	IP	H	R	ER	HR	HB	BB	SO	WP	OBA	
Acevedo, J.	2.54	2-3	20	0	0	0	0	28.1	31	11	8	2	1	16	21	1	.284	
Alfonseca, A.	3.06	4-4	58	0	0	0	28	61.2	68	24	21	6	5	15	40	2	.281	
Almanza, A.	4.83	2-2	52	0	0	0	0	41.0	34	24	22	8	0	26	45	2	.230	
Baez, B.	13.50	0-0	8	0	0	0	0	9.1	22	14	14	3	0	6	14	0	.449	
Beckett, J.	1.50	2-2	4	4	0	0	0	24.0	14	9	4	3	1	11	24	1	.161	
Bones, R.	5.06	4-4	61	0	0	0	0	64.0	71	39	36	7	3	33	41	0	.286	
Burnett, A.	4.05	11-12	27	27	2	1	0	173.1	145	82	78	20	7	83	128	7	.231	
Clement, M.	5.05	9-10	31	31	0	0	0	169.1	172	102	95	15	15	85	134	15	.267	
Darensbourg, V.	4.25	1-2	58	0	0	0	1	48.2	52	24	23	4	1	10	33	0	.277	
Dempster, R.	4.94	15-12	34	34	2	1	0	211.1	218	123	116	21	10	112	171	5	.269	
Grilli, J.	6.08	2-2	6	5	0	0	0	26.2	30	18	18	6	2	11	17	0	.297	
Knotts, G.	6.00	0-1	2	1	0	0	0	6.0	7	4	4	1	2	1	0	9	.280	
Looper, B.	3.55	3-3	71	0	0	0	3	71.0	63	28	28	8	2	30	52	0	.242	
Mabry, J.	135.00	0-0	1	0	0	0	0	0.1	3	5	5	0	0	3	0	0	.750	
Miceli, D.	6.93	0-5	29	0	0	0	0	24.2	29	21	19	5	0	11	31	3	.287	
Neal, B.	6.75	0-0	4	0	0	0	0	5.1	7	4	4	0	0	5	3	1	.304	
Núñez, V.	2.74	4-5	52	3	0	0	0	92.0	79	33	28	9	5	30	64	1	.234	
Olsen, K.	1.20	0-0	4	2	0	0	0	15.0	11	2	2	0	0	2	13	0	.204	
Penny, B.	3.69	10-10	31	31	1	1	0	25.0	183	92	84	15	7	54	154	2	.240	
Ruffin, J.	4.91	0-0	3	0	0	0	0	3.2	5	4	2	0	1	4	4	0	.313	
Sánchez, J.	4.74	2-4	16	9	0	0	0	62.2	61	33	33	7	2	31	46	0	.256	
Smith, C.	4.70	5-5	15	15	0	0	0	88.0	89	47	46	10	6	35	71	0	.265	
Strong, J.	1.35	0-0	5	0	0	0	0	6.2	3	1	1	1	0	3	4	0	.136	
TOTALS	4.32	76-86	162	162	5	11	32	1438.0	1397	744	691	151	70	617	1119	40	.257	

FRONT OFFICE
 CLUBHOUSE STAFF
 FIELD AND
 PLAYERS
 2007 IN REVIEW

CLUB HISTORY
 POSTSEASON HISTORY
 PLAYER DEVELOPMENT
 2018 OPPONENTS
 GENERAL INFORMATION



2002 SEASON STATISTICS

REGULARS BY POSITION

POS	PLAYER	AVG.	HR	RBI
C	Mike Redmond	.305	2	28
1B	Derrek Lee	.270	27	86
2B	Luis Castillo	.305	2	39
3B	Mike Lowell	.276	24	92
SS	Andy Fox	.251	4	41
LF	Kevin Millar	.306	16	57
CF	Preston Wilson	.243	23	65
RF	Cliff Floyd	.287	18	57

FINAL NATIONAL LEAGUE STANDINGS

EAST	W-L	PCT.	GB
Atlanta	101-59	.631	--
Montreal	83-79	.512	19.0
Philadelphia	80-81	.497	21.5
Florida	79-83	.488	23.0
New York	75-86	.466	26.5
CENTRAL	W-L	PCT.	GB
St. Louis	97-65	.599	--
Houston	84-78	.519	13.0
Cincinnati	78-84	.481	19.0
Pittsburgh	72-89	.447	24.5
Chicago	67-95	.414	30.0
Milwaukee	56-106	.346	41.0
WEST	W-L	PCT.	GB
Arizona	98-64	.605	--
San Francisco	95-66	.590	2.5
Los Angeles	92-70	.568	6.0
Colorado	73-89	.451	25.0
San Diego	66-96	.407	32.0

POS	PITCHER	W-L	ERA	BB	SO	SV
SP	A.J. Burnett	12-9	3.30	90	203	0
SP	Julian Tavarez	10-12	5.39	74	67	0
SP	Brad Penny	8-7	4.66	50	93	0
SP	Josh Beckett	6-7	4.10	44	113	0
SP	Ryan Dempster	4-8	4.79	55	87	0
CL	Vladimir Nuñez	6-5	3.41	37	73	20

TEAM STATISTICS

BATTER	AVG	G	AB	R	H	2B	3B	HR	RBI	SH	SF	HP	BB	SO	SB	CS	GDP	E
Banks, B.	.321	20	28	3	9	1	0	1	4	0	0	0	1	6	0	0	0	1
Bush, H.	.222	40	54	7	12	0	0	0	5	0	2	2	5	25	4	1	2	0
Castillo, L.	.305	146	606	86	185	18	5	2	39	4	1	2	55	76	48	15	7	13
Castro, R.	.238	54	101	11	24	4	0	6	18	1	3	0	14	24	0	0	4	0
Encarnacion, J.	.262	69	263	34	69	11	3	8	34	0	4	3	20	50	12	5	11	1
Floyd, C.	.287	84	296	49	85	20	0	18	57	1	0	7	58	68	10	5	0	0
Fox, A.	.251	133	435	55	109	14	5	4	41	5	3	10	49	94	31	7	9	8
Gonzalez, A.	.225	42	151	15	34	7	1	2	18	3	2	4	12	32	3	1	2	3
Johnson, C.	.217	83	244	18	53	19	0	6	36	1	4	0	31	61	0	0	10	3
Lee, D.	.270	162	581	95	157	35	7	27	86	0	4	5	98	164	19	9	14	12
Lowell, M.	.276	160	597	88	165	44	0	24	92	0	11	4	65	92	4	3	16	14
Malloy, M.	.120	24	25	3	3	0	0	0	2	0	1	0	2	8	0	0	0	1
Millar, K.	.306	126	438	58	134	41	0	16	57	0	6	5	40	74	0	2	15	4
Mordecai, M.	.286	38	77	10	22	4	0	0	7	3	0	1	5	13	1	1	1	1
Nuñez, A.	.118	19	17	2	2	0	0	0	1	0	0	0	0	5	0	1	1	0
Owens, E.	.270	131	385	44	104	15	5	4	37	8	1	0	31	33	26	9	11	6
Ozuna, P.	.277	34	47	4	13	2	2	0	3	0	1	1	1	3	1	1	2	1
Raines, T.	.191	98	89	9	17	3	0	1	7	0	2	1	22	19	0	0	3	1
Redmond, M.	.305	89	256	19	78	15	0	2	28	2	3	8	21	34	0	2	4	4
Wilson, P.	.243	141	510	80	124	22	2	23	65	2	3	9	58	140	20	11	17	6
TOTALS	.261	162	5496	699	1433	280	32	146	653	59	49	61	595	1150	177	73	129	106
PITCHER	ERA	W-L	G	GS	CG	SHO	SV	IP	H	R	ER	HR	HB	BB	SO	WP	OBA	
Almanza, A.	4.34	3-2	51	0	0	0	2	45.2	36	22	22	8	0	23	57	2	.224	
Baez, B.	--	0-0	0	0	0	0	0	0.0	0	0	0	0	0	0	0	0	.000	
Beckett, J.	4.10	6-7	23	21	0	0	0	107.2	93	56	49	13	1	44	113	5	.232	
Borland, T.	5.27	1-0	15	0	0	0	0	13.2	14	8	8	3	3	5	11	2	.269	
Burnett, A.	3.30	12-9	31	29	7	5	0	204.1	153	84	75	12	9	90	203	14	.209	
Darensbourg, V.	6.14	1-2	42	0	0	0	0	48.1	61	34	33	10	2	26	33	0	.305	
Dempster, R.	4.79	5-8	18	18	3	0	0	120.1	126	66	64	12	7	55	87	0	.281	
Izquierdo, H.	4.55	2-0	20	2	0	0	0	29.2	33	17	15	2	5	21	20	0	.289	
Knotts, G.	4.40	3-1	28	0	0	0	0	30.2	21	15	15	6	1	16	21	1	.193	
Lloyd, G.	4.44	2-2	25	0	0	0	0	26.1	26	13	13	1	1	11	20	1	.263	
Looper, B.	3.14	2-5	78	0	0	0	13	86.0	73	31	30	8	1	28	55	1	.230	
Maimana, O.	5.35	2-3	31	0	0	0	0	33.2	38	21	20	7	0	12	21	3	.288	
Neal, B.	2.73	3-0	32	0	0	0	0	33.0	32	12	10	1	0	14	33	4	.248	
Nuñez, V.	3.41	6-5	77	0	0	0	20	97.2	80	38	37	8	0	37	73	2	.224	
Olsen, K.	4.53	0-5	17	8	0	0	0	55.2	57	31	28	5	1	31	38	3	.270	
Pavano, C.	3.79	3-2	22	8	0	0	0	61.2	76	33	26	5	3	14	41	1	.306	
Penny, B.	4.66	8-7	24	24	1	1	0	129.1	148	76	67	18	1	50	93	4	.288	
Robertson, N.	11.88	0-1	6	1	0	0	0	8.1	15	11	11	3	2	4	3	0	.375	
Tavarez, J.	5.39	10-12	29	27	0	0	0	153.2	188	100	92	9	15	74	67	7	.308	
Tejera, M.	4.45	8-8	47	18	0	0	1	139.2	144	71	69	17	6	60	95	3	.269	
Teut, N.	9.82	0-1	2	1	0	0	0	7.1	13	8	8	0	0	3	4	0	.394	
Wayne, J.	5.32	2-3	5	5	0	0	0	23.2	22	16	14	3	0	13	16	2	.244	
TOTALS	4.36	79-83	162	162	11	12	36	1456.1	1449	763	706	151	58	631	1104	55	.262	

FRONT OFFICE
 FIELD AND CLUBHOUSE STAFF
 PLAYERS
 2017 IN REVIEW
 CLUB HISTORY
 POSTSEASON HISTORY
 PLAYER DEVELOPMENT
 2018 OPPONENTS
 GENERAL INFORMATION



2003 SEASON STATISTICS

REGULARS BY POSITION

POS	PLAYER	AVG.	HR	RBI
C	Iván Rodríguez	.297	16	85
1B	Derrek Lee	.271	31	92
2B	Luis Castillo	.314	6	39
3B	Mike Lowell	.276	32	105
SS	Álex González	.256	18	77
LF	Miguel Cabrera	.268	12	32
CF	Juan Pierre	.305	1	41
RF	Juan Encarnacion	.270	19	94

FINAL NATIONAL LEAGUE STANDINGS

	EAST	W-L	PCT.	GB
	Atlanta	101-61	.623	--
	Florida	91-71	.562	10.0
	Philadelphia	86-76	.531	15.0
	Montreal	83-79	.512	18.0
	New York	66-95	.410	34.5
	CENTRAL	W-L	PCT.	GB
	Chicago	88-74	.543	--
	Houston	87-75	.537	1.0
	St. Louis	85-77	.525	3.0
	Pittsburgh	75-87	.463	13.0
	Cincinnati	69-93	.426	19.0
	Milwaukee	68-94	.420	20.0
	WEST	W-L	PCT.	GB
	San Francisco	100-61	.621	--
	Los Angeles	85-77	.525	15.5
	Arizona	84-78	.519	16.5
	Colorado	74-88	.457	26.5
	San Diego	64-98	.395	36.5

POS	PITCHER	W-L	ERA	BB	SO	SV
SP	Brad Penny	14-10	4.13	56	138	0
SP	Carl Pavano	12-13	4.30	49	133	0
SP	Mark Redman	14-9	3.59	61	151	0
SP	Dontrelle Willis	14-6	3.30	58	142	0
SP	Josh Beckett	9-8	3.04	56	152	0
CL	Braden Loper	6-4	3.68	29	56	28

TEAM STATISTICS

BATTER	AVG	G	AB	R	H	2B	3B	HR	RBI	SH	SF	HP	BB	SO	SB	CS	GDP	E
Allen, C.	.208	11	24	2	5	1	1	0	0	0	0	1	0	5	0	0	1	0
Banks, B.	.235	90	149	14	35	6	2	4	23	2	2	2	25	38	2	1	4	1
Cabrera, M.	.268	87	314	39	84	21	3	12	62	4	1	2	25	84	0	2	12	4
Castillo, L.	.314	152	595	99	187	19	6	6	39	15	1	2	63	60	21	19	7	10
Castro, R.	.283	36	53	6	15	2	0	5	8	0	0	0	4	11	0	0	0	1
Conine, J.	.238	25	84	13	20	3	0	5	15	1	1	0	13	10	0	0	2	0
Encarnacion, J.	.270	156	601	80	162	37	6	19	94	5	6	4	37	82	19	8	17	0
Fox, A.	.194	65	108	12	21	5	1	0	8	1	0	4	7	29	1	2	2	4
Gonzalez, A.	.256	150	528	52	135	33	6	18	77	3	5	13	33	106	0	4	8	16
Harris, L.	.286	12	14	3	4	0	0	0	1	0	0	0	3	1	0	0	1	0
Hollandsworth, T.	.254	91	228	32	58	23	3	3	20	2	2	0	22	55	2	3	2	2
Lee, D.	.271	154	539	91	146	31	2	31	92	0	6	10	88	131	21	8	9	5
Lowell, M.	.276	130	492	76	136	27	1	32	105	0	6	3	56	78	3	1	14	9
Mordecai, M.	.213	58	89	11	19	4	0	2	8	3	1	0	8	21	3	0	0	3
Pierre, J.	.305	162	668	100	204	28	7	1	41	15	3	5	55	35	65	20	9	3
Redmond, M.	.240	57	125	12	30	7	1	0	11	2	2	5	7	16	0	0	2	1
Rodriguez, I.	.297	144	511	90	152	36	3	16	85	1	5	6	55	92	10	6	18	8
Williams, G.	.129	20	31	5	4	1	0	0	3	2	0	0	2	5	3	0	0	1
TOTALS	.266	162	5490	751	1459	292	44	157	709	82	41	57	515	978	150	74	114	75

PITCHER	ERA	W-L	G	GS	CG	SHO	SV	IP	H	R	ER	HR	HB	BB	SO	WP	OBA
Almanza, A.	4-5	6.08	51	0	0	0	0	50.1	59	37	34	10	2	25	49	2	.296
Álvarez, J.	3.09	0-0	9	0	0	0	0	11.2	8	4	4	2	1	8	6	0	.216
Beckett, J.	3.04	9-8	24	23	0	0	0	142.0	132	54	48	9	2	56	152	6	.246
Borland, T.	1.86	0-0	7	0	0	0	0	9.2	5	3	2	0	0	8	4	0	.097
Bump, N.	4.71	4-0	32	0	0	0	0	36.1	34	21	19	3	7	20	17	0	.248
Burnett, A.	4.70	0-2	4	4	0	0	0	23.0	18	13	12	2	2	18	21	2	.217
Fox, C.	2.13	2-1	21	0	0	0	0	25.1	16	6	6	1	0	14	27	5	.190
Helling, R.	0.55	1-0	11	0	0	0	0	16.1	11	1	1	1	0	5	12	1	.193
Levrault, A.	3.86	1-0	19	0	0	0	0	28.0	38	12	12	3	1	15	21	1	.333
Loper, B.	3.68	6-4	74	0	0	0	28	80.2	82	34	33	4	1	29	56	2	.264
Neal, B.	8.14	0-0	18	0	0	0	0	21.0	38	20	19	2	1	9	10	1	.413
Núñez, V.	16.03	0-3	14	0	0	0	0	10.2	21	21	19	7	0	7	10	0	.396
Olsen, K.	12.75	0-0	7	0	0	0	0	12.0	25	18	17	2	0	4	12	1	.431
Pavano, C.	4.30	12-13	33	32	2	0	0	201.0	204	99	96	19	7	49	133	3	.265
Penny, B.	4.13	14-10	32	32	0	0	0	196.1	195	96	90	21	56	6	138	3	.264
Phelps, T.	4.00	3-2	27	7	0	0	0	63.0	70	32	28	3	23	1	43	1	.282
Redman, M.	3.59	14-9	29	29	3	0	0	190.2	172	82	76	16	61	3	151	8	.239
Spooneybarger, T.	4.07	1-2	33	0	0	0	0	42.0	27	21	19	1	11	0	32	5	.190
Tejera, M.	4.67	3-4	50	6	0	0	2	81.0	82	44	42	6	36	3	58	0	.267
Urbina, U.	1.41	3-0	33	0	0	0	6	38.1	23	6	6	2	13	0	37	2	.174
Wayne, J.	11.81	0-2	2	2	0	0	0	5.1	9	7	7	1	1	5	1	1	.375
Willis, D.	3.30	14-6	27	27	2	2	2	160.2	148	61	59	13	3	58	142	7	.245
TOTALS	4.04	91-71	162	162	7	2	36	1445.1	1415	692	649	128	40	530	1132	51	.258

FRONT OFFICE
 FIELD AND CLUBHOUSE STAFF
 PLAYERS
 2007 IN REVIEW
 CLUB HISTORY
 POSTSEASON HISTORY
 PLAYER DEVELOPMENT
 2018 OPPONENTS
 GENERAL INFORMATION



2004 SEASON STATISTICS

REGULARS BY POSITION

POS	PLAYER	AVG.	HR	RBI
C	Paul Lo Duca	.286	13	80
1B	Hee Seop Choi	.270	15	40
2B	Luis Castillo	.291	2	47
3B	Mike Lowell	.293	27	85
SS	Álex González	.232	23	79
LF	Jeff Conine	.280	14	83
CF	Juan Pierre	.326	3	49
RF	Miguel Cabrera	.294	33	112

FINAL NATIONAL LEAGUE STANDINGS

EAST	W-L	PCT.	GB
Atlanta	96-66	.593	--
Philadelphia	86-76	.531	10.0
Florida	83-79	.512	13.0
New York	71-91	.438	25.0
Montreal	67-95	.414	29.0

CENTRAL	W-L	PCT.	GB
St. Louis	105-57	.648	--
Houston	92-70	.568	13.0
Chicago	89-73	.549	16.0
Cincinnati	76-86	.469	29.0
Pittsburgh	72-89	.447	32.5
Milwaukee	67-94	.416	37.5

WEST	W-L	PCT.	GB
Los Angeles	93-69	.574	--
San Francisco	91-71	.562	2.0
San Diego	87-75	.537	6.0
Colorado	68-94	.420	25.0
Arizona	51-111	.315	42.0

POS	PITCHER	W-L	ERA	BB	SO	SV
SP	Brad Penny	8-8	3.15	45	111	0
SP	Carl Pavano	18-8	3.00	49	139	0
SP	A.J. Burnett	7-6	3.68	38	113	0
SP	Dontrelle Willis	10-11	4.02	61	139	0
SP	Josh Beckett	9-9	3.79	54	152	0
CL	Armando Benítez	2-2	1.29	21	62	47

TEAM STATISTICS

BATTER	AVG	G	AB	R	H	2B	3B	HR	RBI	SH	SF	HP	BB	SO	SB	CS	GDP	E
Aguila, C.	.222	29	45	10	10	2	1	3	5	1	0	0	2	12	0	0	0	2
Cabrera, M.	.294	160	603	101	177	31	1	33	112	0	8	6	68	148	5	2	20	9
Castillo, L.	.291	150	564	91	164	12	7	2	47	5	4	1	75	68	21	4	15	6
Castro, R.	.135	32	96	9	13	3	0	3	8	0	0	1	11	30	0	0	1	2
Choi, H.	.270	95	281	48	76	16	1	15	40	2	2	3	52	78	1	0	4	8
Conine, J.	.280	140	521	55	146	35	1	14	83	2	6	2	48	78	5	5	15	5
Cordero, W.	.197	27	66	6	13	3	0	1	6	0	1	2	3	19	1	0	2	1
Easley, D.	.238	98	223	26	53	20	1	9	43	0	2	8	24	36	4	1	6	7
Encarnacion, J.	.236	135	484	63	114	30	2	16	62	1	2	7	38	86	5	4	11	6
Gonzalez, A.	.232	159	561	67	130	30	3	23	79	3	4	4	27	126	3	1	17	16
Harris, L.	.211	79	95	7	20	5	0	1	17	0	1	0	3	8	0	0	2	0
Lo Duca, P.	.286	143	535	68	153	29	2	13	80	8	6	9	36	49	4	5	22	4
Lowell, M.	.293	158	598	87	175	44	1	27	85	0	3	6	64	77	5	1	17	7
Mordecai, M.	.226	69	84	7	19	3	0	1	5	0	0	0	6	18	0	1	1	3
Núñez, A.	.172	58	64	9	11	1	1	1	5	2	0	0	9	21	1	2	3	0
Pierre, J.	.326	162	678	100	221	22	12	3	49	15	2	8	45	35	45	24	9	2
Redmond, M.	.256	81	246	19	63	15	0	2	25	3	2	8	14	28	1	0	10	2
Sutton, L.	.200	8	5	0	1	0	0	0	1	0	0	0	1	2	0	0	0	0
Treanor, M.	.236	29	55	7	13	2	0	0	1	0	0	2	4	13	0	0	3	3
Willingham, J.	.200	12	25	2	5	0	0	1	1	0	0	0	4	8	0	0	1	1
TOTALS	.264	162	5486	718	1447	275	32	148	677	77	40	58	499	968	96	43	142	86

PITCHER	ERA	W-L	G	GS	CG	SHO	SV	IP	H	R	ER	HR	HB	BB	SO	WP	OBA
Beckett, J.	3.79	9-9	26	26	1	1	0	156.2	137	72	66	16	6	54	152	5	.235
Benítez, A.	1.29	2-2	64	0	0	0	47	69.2	36	11	10	6	0	21	62	0	.152
Borland, T.	5.40	1-1	18	0	0	0	0	18.1	18	11	11	3	0	12	18	0	.254
Bump, N.	5.01	2-4	50	2	0	0	1	73.2	86	46	41	7	3	32	44	2	.297
Burnett, A.	3.68	7-6	20	19	1	0	0	120.0	102	50	49	9	4	38	113	7	.231
Fox, C.	6.75	0-1	12	0	0	0	0	10.2	9	8	8	1	1	8	17	1	.225
Gracesqui, F.	11.25	0-1	7	0	0	0	1	4.0	6	5	5	0	2	3	1	0	.333
Howard, B.	5.50	1-1	31	0	0	0	0	37.2	37	23	23	6	1	21	33	3	.261
Kensing, L.	9.88	0-3	5	3	0	0	0	13.2	19	15	15	5	1	9	7	2	.345
Koch, B.	3.51	1-2	23	0	0	0	0	25.2	21	10	10	3	0	20	25	1	.226
Manzanillo, J.	6.12	3-3	26	0	0	0	1	32.1	38	24	22	6	3	15	27	0	.292
Mota, G.	3.07	9-8	78	0	0	0	4	96.2	75	33	33	8	4	37	85	5	.218
Neu, M.	4.50	0-0	1	0	0	0	0	4.0	5	2	2	1	0	2	2	0	.313
Oliver, D.	5.94	3-3	27	10	0	0	0	72.2	87	50	48	14	1	21	46	1	.305
Pavano, C.	3.00	18-8	31	31	2	2	0	222.1	212	80	74	16	11	49	139	2	.253
Penny, B.	3.15	9-10	24	24	0	0	0	143.0	130	55	50	12	3	45	111	5	.243
Perisho, M.	4.40	5-3	66	0	0	0	0	47.0	45	23	23	6	2	26	42	1	.247
Phelps, T.	4.76	1-1	19	4	0	0	0	34.0	34	20	18	6	0	12	28	0	.268
Seanez, R.	2.74	3-1	23	0	0	0	0	23.0	18	7	7	3	0	8	25	1	.212
Small, A.	8.27	0-0	7	0	0	0	0	16.1	24	15	15	5	0	7	8	1	.343
Tejera, M.	18.00	0-1	2	2	0	0	0	4.0	6	8	8	0	1	6	3	0	.375
Valdez, I.	5.19	14-9	34	31	1	1	0	170.0	202	105	98	33	2	49	67	1	.294
Wayne, J.	5.79	3-3	19	1	0	0	0	32.2	35	24	21	6	2	18	20	1	.282
Weathers, D.	4.15	7-7	66	2	0	0	0	82.1	85	44	38	12	5	35	61	1	.274
Willis, D.	4.02	10-11	32	32	2	0	0	197.0	210	99	88	20	8	61	139	2	.273
TOTALS	4.10	83-79	162	162	6	14	53	1439.0	1395	700	655	166	51	513	1116	35	.256



FRONT OFFICE
 FIELD AND CLUBHOUSE STAFF
 PLAYERS
 2017 IN REVIEW
 CLUB HISTORY
 POSTSEASON HISTORY
 PLAYER DEVELOPMENT
 2018 OPPONENTS
 GENERAL INFORMATION

2005 SEASON STATISTICS

REGULARS BY POSITION						FINAL NATIONAL LEAGUE STANDINGS					
POS	PLAYER	AVG.	HR	RBI		EAST	W-L	PCT.		GB	
C	Paul Lo Duca	.283	6	57		Atlanta	90-72	.556		--	
1B	Carlos Delgado	.301	33	115		Philadelphia	88-74	.543		2.0	
2B	Luis Castillo	.301	4	30		Florida	83-79	.512		7.0	
3B	Mike Lowell	.236	8	58		New York	83-79	.512		7.0	
SS	Álex González	.264	5	45		Washington	81-81	.500		9.0	
LF	Miguel Cabrera	.323	33	116							
CF	Juan Pierre	.276	2	47		CENTRAL	W-L	PCT.		GB	
RF	Juan Encarnacion	.287	16	76		St. Louis	100-62	.614		--	
						Houston	89-73	.549		11.0	
						Milwaukee	81-81	.500		19.0	
SP	Josh Beckett	15-8	3.38	58	166	0	Chicago	79-83	.488	21.0	
SP	Dontrelle Willis	22-10	2.63	55	170	0	Cincinnati	73-89	.451	27.0	
SP	A.J. Burnett	12-12	3.44	79	198	0	Pittsburgh	67-95	.414	33.0	
SP	Al Leiter	3-7	6.64	60	52	0					
SP	Brian Moehler	6-12	4.55	42	95	0	WEST	W-L	PCT.	GB	
CL	Todd Jones	1-5	2.10	14	62	40	San Diego	82-80	.506	--	
							Arizona	77-85	.475	5.0	
							San Francisco	75-87	.463	7.0	
							Los Angeles	71-91	.438	11.0	
							Colorado	67-95	.414	15.0	

TEAM STATISTICS

BATTER	AVG	G	AB	R	H	2B	3B	HR	RBI	SH	SF	HP	BB	SO	SB	CS	GDP	E
Aguila, C.	.244	65	78	11	19	3	0	0	4	0	0	0	3	19	0	1	0	2
Andino, R.	.159	17	44	4	7	4	0	0	1	1	0	0	5	8	1	0	2	2
Cabrera, M.	.323	158	613	106	198	43	2	33	116	0	6	2	64	125	1	0	20	7
Castillo, L.	.301	122	439	72	132	12	4	4	30	18	1	1	65	32	10	7	11	7
Conine, J.	.304	131	335	42	102	20	2	3	33	2	6	3	38	58	2	0	12	7
Delgado, C.	.301	144	521	81	157	41	3	33	115	0	6	17	72	121	0	0	16	14
Dillon, J.	.167	27	36	6	6	1	0	1	1	1	0	1	1	8	0	0	3	1
Easley, D.	.240	102	267	37	64	19	1	9	30	3	4	4	26	47	4	1	6	9
Encarnacion, J.	.287	141	506	59	145	27	3	16	76	4	3	9	41	104	6	5	9	4
Gonzalez, A.	.264	130	435	45	115	30	0	5	45	4	3	5	31	81	5	3	11	16
Harris, L.	.314	83	70	5	22	4	0	1	13	0	0	1	7	11	0	1	3	0
Hermida, J.	.293	23	41	9	12	2	0	4	11	0	0	0	6	12	2	0	1	0
Lo Duca, P.	.283	132	445	45	126	23	1	6	57	5	8	4	34	31	4	3	16	8
Lowell, M.	.236	150	500	56	118	36	1	8	58	1	9	2	46	58	4	0	14	7
Pierre, J.	.276	162	656	96	181	19	13	2	47	10	2	9	41	45	57	17	10	4
Treanor, M.	.201	58	134	10	27	8	0	0	13	1	0	3	16	28	0	0	5	5
Willingham, J.	.304	16	23	3	7	1	0	0	4	1	0	2	2	5	0	0	1	0
Wilson, J.	.100	11	10	2	1	1	0	0	0	0	0	1	0	4	0	0	0	0
TOTALS	.272	162	5502	717	1499	306	32	128	678	82	50	67	512	918	96	38	144	103
PITCHER	ERA	W-L	G	GS	CG	SHO	SV	IP	H	R	ER	HR	HB	BB	SO	WP	OBA	
Alfonseca, A.	4.94	1-1	33	0	0	0	0	27.1	29	15	15	2	2	14	16	1	.299	
Bazardo, Y.	21.60	0-0	1	0	0	0	0	1.2	5	5	4	0	0	2	2	1	.500	
Beckett, J.	3.38	15-8	29	29	2	1	0	178.2	153	75	67	14	7	58	166	5	.234	
Bentz, C.	31.50	0-0	4	0	0	0	0	2.0	8	7	7	2	0	0	0	0	.571	
Bump, N.	4.03	0-3	31	0	0	0	0	38.0	43	18	17	5	2	12	18	0	.289	
Burnett, A.	3.44	12-12	32	32	4	2	0	209.0	184	97	80	12	7	79	198	12	.237	
Castillo, F.	10.38	0-1	1	1	0	0	0	4.1	4	5	5	0	0	5	4	0	.235	
Crowell, J.	21.60	0-0	4	0	0	0	0	3.1	10	8	8	1	2	0	2	0	.526	
de los Santos, V.	6.14	1-2	27	0	0	0	0	22.0	25	15	15	4	2	12	16	4	.281	
Johnson, J.	3.65	0-0	4	1	0	0	0	12.1	11	5	5	0	1	10	10	0	.256	
Jones, T.	2.10	1-5	68	0	0	0	40	73.0	61	19	17	2	3	14	62	2	.230	
Kensing, L.	11.12	0-0	3	0	0	0	0	5.2	11	7	7	2	0	3	4	0	.407	
Leiter, A.	6.64	3-7	17	16	0	0	0	80.0	88	61	59	9	6	60	52	0	.292	
Mecir, J.	3.12	1-4	52	0	0	0	0	43.1	39	17	15	2	5	17	34	0	.248	
Messenger, R.	5.35	0-0	29	0	0	0	0	37.0	39	22	22	5	0	30	29	1	.273	
Moehler, B.	4.55	6-12	37	25	0	0	0	158.1	198	82	80	16	5	42	95	1	.313	
Mota, G.	4.70	2-2	56	0	0	0	2	67.0	65	38	35	5	1	32	60	4	.254	
Olsen, S.	3.98	1-1	5	4	0	0	0	20.1	21	13	9	5	0	10	21	1	.259	
Perisho, M.	1.93	2-0	24	0	0	0	0	14.0	12	4	3	1	1	11	10	0	.245	
Quantrill, P.	8.44	0-1	6	0	0	0	0	5.1	8	7	5	1	0	5	1	0	.348	
Resop, C.	8.47	2-0	15	0	0	0	0	17.0	22	16	16	1	1	9	15	3	.324	
Riedling, J.	7.16	4-1	29	0	0	0	0	27.2	34	23	22	3	1	13	16	6	.298	
Smith, T.	6.75	0-0	12	0	0	0	0	10.2	17	8	8	1	0	5	9	0	.370	
Valdez, I.	5.33	2-2	14	7	0	0	0	50.2	64	32	30	6	5	22	27	1	.314	
Vargas, J.	4.03	5-5	17	13	1	0	0	73.2	71	34	33	4	4	31	59	0	.249	
Villone, R.	6.85	3-2	27	0	0	0	0	23.2	24	20	18	2	2	12	29	1	.264	
Willis, D.	2.63	22-10	34	34	7	5	0	236.1	213	79	69	11	8	55	170	2	.243	
TOTALS	4.16	83-79	162	162	14	15	42	1442.1	1459	732	666	166	65	563	1125	45	.266	

FRONT OFFICE
 CLUBHOUSE STAFF
 FIELD AND
 PLAYERS
 2007 IN REVIEW

CLUB HISTORY

POSTSEASON HISTORY

PLAYER DEVELOPMENT

2018 OPPONENTS

GENERAL INFORMATION



2006 SEASON STATISTICS

REGULARS BY POSITION

POS	PLAYER	AVG.	HR	RBI
C	Miguel Olivo	.263	16	58
1B	Mike Jacobs	.262	20	77
2B	Dan Uggla	.282	27	90
3B	Miguel Cabrera	.339	26	114
SS	Hanley Ramirez	.292	17	59
LF	Josh Willingham	.277	26	74
CF	Reggie Abercrombie	.212	5	24
RF	Jeremy Hermida	.251	5	28

FINAL NATIONAL LEAGUE STANDINGS

EAST	W-L	PCT.	GB
New York	97-65	.599	-
Philadelphia	85-77	.525	12.0
Atlanta	79-83	.488	18.0
Florida	78-84	.481	19.0
Washington	71-91	.438	26.0

CENTRAL	W-L	PCT.	GB
St. Louis	83-78	.516	-
Houston	82-80	.506	1.5
Cincinnati	80-82	.494	3.5
Milwaukee	75-87	.463	8.5
Pittsburgh	67-95	.414	16.5
Chicago	66-96	.407	17.5

WEST	W-L	PCT.	GB
Los Angeles	88-74	.543	-
San Diego	88-74	.543	-
San Francisco	76-85	.472	11.5
Arizona	76-86	.469	12.0
Colorado	76-86	.469	12.0

POS	PITCHER	W-L	ERA	BB	SO	SV
SP	Dontrelle Willis	12-12	3.87	83	160	0
SP	Scott Olsen	12-10	4.04	75	166	0
SP	Josh Johnson	12-7	3.10	68	133	0
SP	Ricky Nolasco	11-11	4.82	41	99	0
SP	Brian Moehler	7-11	6.57	38	58	0
CL	Joe Borowski	3-3	3.75	33	64	36

TEAM STATISTICS

BATTER	AVG	G	AB	R	H	2B	3B	HR	RBI	SH	SF	HP	BB	SO	SB	CS	GDP	E
Abercrombie, R.	.212	111	255	39	54	12	2	5	24	4	1	3	18	78	6	5	2	5
Aguila, C.	.232	47	95	5	22	8	1	0	7	0	0	0	9	26	2	1	2	0
Amézcaga, A.	.260	132	334	42	87	9	3	3	19	7	1	3	33	46	20	12	5	6
Andino, R.	.167	11	24	0	4	1	0	0	2	1	2	0	1	6	1	0	0	1
Borchard, J.	.230	108	230	30	53	7	1	10	28	0	0	3	28	66	0	2	5	2
Cabrera, M.	.339	158	576	112	195	50	2	26	114	0	4	10	86	108	9	6	18	17
Cepicky, M.	.111	9	18	0	2	0	0	0	0	0	0	0	1	4	0	0	0	0
Helms, W.	.329	140	240	30	79	19	5	10	47	6	5	6	21	55	0	4	7	2
Hermida, J.	.251	99	307	37	77	19	1	5	28	2	1	5	33	70	4	1	6	8
Hoover, P.	.400	4	5	0	2	0	0	0	1	0	0	0	0	0	0	0	0	1
Jacobs, M.	.262	136	469	54	123	37	1	20	77	0	5	1	45	105	3	0	16	7
Olivo, M.	.263	127	430	52	113	22	3	16	58	3	3	7	9	103	2	3	9	7
Ramirez, H.	.292	158	633	119	185	46	11	17	59	5	2	4	56	128	51	15	7	26
Reed, E.	.098	42	41	6	4	0	0	0	0	2	0	2	2	10	3	1	1	0
Ross, C.	.227	101	269	34	61	12	2	13	46	1	2	4	22	65	1	1	8	2
Treanor, M.	.229	67	157	12	36	6	1	2	14	2	2	5	19	34	0	1	4	3
Uggla, D.	.282	154	611	105	172	26	7	27	90	7	8	9	48	123	6	6	5	15
Willingham, J.	.277	142	502	62	139	28	2	26	74	0	6	11	54	109	2	0	13	7
Wood, J.	.462	12	13	3	6	2	0	0	1	0	0	0	1	2	1	0	0	0
TOTALS	.264	162	5502	758	1454	309	42	182	713	76	42	74	497	1249	110	58	109	126

PITCHER	ERA	W-L	G	GS	CG	SHO	SV	IP	H	R	ER	HR	HB	BB	SO	WP	OBA
Borowski, J.	3.75	3-3	72	0	0	0	36	69.2	63	31	29	7	2	33	64	1	.235
Fulchino, J.	0.00	0-0	1	0	0	0	0	0.1	0	0	0	0	0	1	0	0	.000
García, J.	4.91	0-0	5	0	0	0	0	11.0	10	6	6	1	0	5	8	0	.233
German, F.	3.00	0-0	12	0	0	0	0	12.0	7	4	4	1	1	14	6	0	.171
Herges, M.	4.31	2-3	66	0	0	0	0	71.0	94	42	34	5	3	28	36	1	.321
Johnson, J.	3.10	12-7	31	24	0	0	0	157.0	136	63	54	14	4	68	133	3	.236
Kensing, L.	4.54	1-3	37	0	0	0	1	37.2	30	19	19	6	3	19	45	0	.221
Martinez, C.	1.74	0-1	12	0	0	0	0	10.1	9	2	2	0	0	6	11	0	.250
Messenger, R.	5.67	2-7	59	0	0	0	0	60.1	72	42	38	8	1	24	45	3	.296
Mitre, S.	5.71	1-5	15	7	0	0	0	41.0	44	28	26	7	6	20	31	1	.275
Moehler, B.	6.57	7-11	29	21	0	0	0	122.0	164	95	89	19	5	38	58	2	.325
Nolasco, C.	4.82	11-11	35	22	0	0	0	140.0	157	86	75	20	10	41	99	7	.286
Olsen, S.	4.04	12-10	31	31	0	0	0	180.2	160	94	81	23	7	75	166	8	.239
Petit, Y.	9.57	1-1	15	1	0	0	0	26.1	46	28	28	7	0	9	20	0	.390
Pinto, R.	3.03	0-0	27	0	0	0	1	29.2	20	12	10	3	1	27	36	4	.190
Resop, C.	3.38	1-2	22	0	0	0	0	21.1	26	9	8	1	1	16	10	0	.310
Sánchez, A.	2.83	10-3	18	17	2	1	0	114.1	90	39	36	9	4	46	72	4	.217
Tankersley, T.	2.85	2-1	49	0	0	0	3	41.0	33	14	13	4	1	26	46	3	.228
Vargas, J.	7.33	1-2	12	5	0	0	0	43.0	50	39	35	9	4	30	25	2	.292
Wellemeier, T.	5.48	0-2	18	0	0	0	0	21.1	20	13	13	1	2	13	17	2	.256
Willis, D.	3.87	12-12	34	34	4	1	0	223.1	234	106	96	21	19	83	160	6	.274
TOTALS	4.37	78-84	162	162	6	6	41	1433.1	1465	772	696	166	74	622	1088	47	.267



FRONT OFFICE
 FIELD AND CLUBHOUSE STAFF
 PLAYERS
 2017 IN REVIEW
 CLUB HISTORY
 POSTSEASON HISTORY
 PLAYER DEVELOPMENT
 2018 OPPONENTS
 GENERAL INFORMATION

2008 SEASON STATISTICS

REGULARS BY POSITION

POS	PLAYER	AVG.	HR	RBI
C	John Baker	.299	5	32
1B	Mike Jacobs	.247	32	93
2B	Dan Uggla	.260	32	92
3B	Jorge Cantú	.277	29	95
SS	Hanley Ramírez	.301	33	67
LF	Josh Willingham	.254	15	51
CF	Cody Ross	.260	22	73
RF	Jeremy Hermida	.249	17	61

FINAL NATIONAL LEAGUE STANDINGS

EAST	W-L	PCT.	GB
Philadelphia	92-70	.568	-
New York	89-73	.549	3.0
Florida	84-77	.522	7.5
Atlanta	72-90	.444	20.0
Washington	59-102	.366	32.5

CENTRAL	W-L	PCT.	GB
Chicago	97-64	.602	-
Milwaukee	90-72	.556	7.5
Houston	86-75	.534	11.0
St. Louis	86-76	.531	11.5
Cincinnati	74-88	.457	23.5
Pittsburgh	67-95	.414	30.5

WEST	W-L	PCT.	GB
Los Angeles	84-78	.519	-
Arizona	82-80	.506	2.0
Colorado	74-88	.457	10.0
San Francisco	72-90	.444	12.0
San Diego	63-99	.389	21.0

POS	PITCHER	W-L	ERA	BB	SO	SV
SP	Ricky Nolasco	15-8	3.52	42	186	0
SP	Scott Olsen	8-11	4.20	69	113	0
SP	Josh Johnson	7-1	3.61	27	77	0
SP	Anibal Sánchez	2-5	5.57	27	50	0
SP	Chris Volstad	6-4	2.88	36	52	0
CL	Kevin Gregg	7-8	3.41	37	58	29

TEAM STATISTICS

BATTER	AVG	G	AB	R	H	2B	3B	HR	RBI	SH	SF	HP	BB	SO	SB	CS	GDP	E
Amézaga, A.	.264	125	311	41	82	13	5	3	32	4	0	3	19	47	8	2	6	2
Andino, R.	.206	44	63	7	13	2	0	2	9	1	0	0	4	23	0	0	1	2
Baker, J.	.299	61	197	32	59	14	0	5	32	1	3	2	30	48	0	0	6	4
Cantú, J.	.277	155	628	92	174	41	0	29	95	0	7	10	40	111	6	2	15	22
Carroll, B.	.059	26	17	5	1	0	1	0	1	0	0	0	1	6	0	0	0	0
Gonzalez, L.	.261	136	341	30	89	26	1	8	47	0	5	0	41	43	1	2	10	4
Helms, W.	.243	132	251	28	61	11	0	5	31	0	5	5	17	65	0	0	6	3
Hermida, J.	.249	142	502	74	125	22	3	17	61	1	1	7	48	138	6	1	12	5
Hoover, P.	.200	13	40	1	8	1	0	0	2	0	0	0	2	17	0	0	2	0
Jacobs, M.	.247	141	477	67	118	27	2	32	93	0	5	1	36	119	1	0	7	11
Jones, J.	.108	18	37	5	4	0	0	0	2	0	1	0	6	8	0	0	1	0
Lo Duca, P.	.243	67	173	16	42	9	0	0	15	0	0	5	15	11	1	0	10	6
w/FLA	.294	21	34	3	10	2	0	0	3	0	0	0	6	2	0	0	1	2
Maybin, C.	.500	8	32	9	16	2	0	0	2	1	0	0	3	8	4	0	0	0
McPherson, D.	.182	11	11	3	2	2	0	0	0	0	0	0	4	5	0	0	0	0
Miller, Ja.	.000	1	1	0	0	0	0	0	0	0	0	0	0	1	0	0	0	0
Rabelo, M.	.202	34	109	9	22	1	0	3	10	1	3	1	8	25	0	1	1	1
Ramirez, H.	.301	155	589	125	177	34	4	33	67	0	4	8	92	122	35	12	5	22
Ross, C.	.260	143	461	59	120	29	5	22	73	0	5	7	33	116	6	1	5	1
Sánchez, G.	.375	5	8	0	3	2	0	0	1	0	0	0	0	2	0	0	0	0
Treanor, M.	.238	65	206	18	49	7	0	2	23	5	2	3	18	53	1	0	2	8
Uggla, D.	.260	146	531	97	138	37	1	32	92	0	3	8	77	171	5	5	10	13
Willingham, J.	.254	102	351	54	89	21	5	15	51	1	2	14	48	82	3	2	7	0
Wood, J.	.000	3	2	0	0	0	0	0	0	0	0	0	1	1	0	0	0	0
TOTALS	.254	161	5499	770	1397	302	28	208	741	49	46	69	543	1371	76	28	98	117

PITCHER	ERA	W-L	G	GS	CG	SHO	SV	IP	H	R	ER	HR	HB	BB	SO	WP	OBA
Badenhop, B.	6.08	2-3	13	8	0	0	0	47.1	55	34	32	7	3	21	35	2	.289
Delacruz, E.	18.00	0-0	6	1	0	0	0	9.0	15	20	18	2	0	11	4	1	.375
Delgado, J.	4.50	0-0	2	0	0	0	0	2.0	1	1	1	0	0	3	0	1	.167
Gardner, L.	10.80	0-0	7	0	0	0	0	6.2	14	8	8	2	0	4	4	0	.424
Gregg, K.	3.41	7-8	72	0	0	0	29	68.2	51	30	26	3	4	37	58	7	.203
Hendrickson, M.	5.45	7-8	36	19	0	0	0	133.2	148	87	81	17	5	48	81	4	.283
Johnson, J.	3.61	7-1	14	14	1	0	0	87.1	91	36	35	7	1	27	77	4	.275
Kensing, L.	4.23	3-1	48	0	0	0	0	55.1	50	26	26	7	4	33	55	7	.234
Lindstrom, M.	3.14	3-3	66	0	0	0	5	57.1	57	21	20	1	1	26	43	4	.270
Miller, A.	5.87	6-10	29	20	0	0	0	107.1	120	78	70	7	4	56	89	4	.289
Miller, J.	4.24	4-2	46	0	0	0	0	46.2	46	26	22	4	3	20	43	1	.258
Nelson, J.	2.00	3-1	59	0	0	0	1	54.0	42	16	12	5	2	22	60	3	.207
Nolasco, R.	3.52	15-8	34	32	1	1	0	212.1	192	88	83	28	6	42	186	1	.239
Olsen, S.	4.20	8-11	33	33	0	0	0	201.2	195	106	94	30	3	69	113	5	.253
Pinto, R.	4.45	2-5	67	0	0	0	0	64.2	52	33	32	9	4	39	56	8	.226
Rhodes, A.	0.68	2-0	25	0	0	0	1	13.1	11	1	1	0	0	3	14	0	.220
AL2.86	2-1	36	0	0	0	1	22.0	17	8	7	0	0	13	26	1	.227	
Sánchez, A.	5.57	2-5	10	10	0	0	0	51.2	54	35	32	7	6	27	50	1	.267
Tankersley, T.	8.15	0-1	25	0	0	0	0	17.2	22	16	16	6	1	8	13	3	.297
Tucker, R.	8.27	2-3	13	6	0	0	0	37.0	46	34	34	8	2	23	28	1	.305
VandenHurk, R.	7.71	1-1	4	4	0	0	0	14.0	20	12	12	1	2	10	20	0	.333
Volstad, C.	2.88	6-4	15	14	0	0	0	84.1	76	30	27	3	5	36	52	0	.240
Waechter, D.	3.69	4-2	48	0	0	0	0	63.1	63	29	26	7	2	21	46	2	.254
TOTALS	4.43	84-77	161	161	2	8	36	1435.1	1421	767	707	161	58	586	1127	59	.258

FRONT OFFICE
 FIELD AND CLUBHOUSE STAFF
 PLAYERS
 2017 IN REVIEW
 CLUB HISTORY
 POSTSEASON HISTORY
 PLAYER DEVELOPMENT
 2018 OPPONENTS
 GENERAL INFORMATION



2009 SEASON STATISTICS

REGULARS BY POSITION

POS	PLAYER	AVG.	HR	RBI
C	John Baker	.271	9	50
1B	Jorge Cantú	.289	16	100
2B	Dan Uggia	.243	31	90
3B	Emilio Bonifacio	.252	1	27
SS	Hanley Ramirez	.342	24	106
LF	Chris Coghlan	.321	9	47
CF	Chody Ross	.270	24	90
RF	Jeremy Hermida	.259	13	47

POS	PITCHER	W-L	ERA	BB	SO	SV
SP	Josh Johnson	15-5	3.23	58	191	0
SP	Ricky Nolasco	13-9	5.06	44	195	0
SP	Chris Volstad	9-13	5.21	59	107	0
SP	Sean West	8-6	4.79	44	70	0
SP	Anibal Sánchez	4-8	3.87	46	71	0
CL	Leo Núñez*	4-6	4.06	27	60	33

FINAL NATIONAL LEAGUE STANDINGS

EAST	W-L	PCT.	GB
Philadelphia	93-69	.574	-
Florida	87-75	.537	6.0
Atlanta	86-76	.531	7.0
New York	70-92	.432	23.0
Washington	59-103	.364	34.0

CENTRAL	W-L	PCT.	GB
St. Louis	91-71	.562	-
Chicago	83-78	.516	7.5
Milwaukee	80-82	.494	11.0
Cincinnati	78-84	.481	13.0
Houston	74-88	.457	17.0
Pittsburgh	62-99	.385	28.5

WEST	W-L	PCT.	GB
Los Angeles	95-67	.586	-
Colorado	92-70	.568	3.0
San Francisco	88-74	.543	7.5
San Diego	75-87	.463	20.0
Arizona	70-92	.432	25.0

TEAM STATISTICS

BATTER	AVG	G	AB	R	H	2B	3B	HR	RBI	SH	SF	HP	BB	SO	SB	CS	GDP	E
Baker, J.	.271	112	373	59	101	25	0	9	50	2	2	5	41	89	0	0	10	6
Bonifacio, E.	.252	127	461	72	116	11	6	1	27	8	4	2	34	95	21	9	5	17
Cantú, J.	.289	149	585	67	169	42	0	16	100	0	5	6	47	81	3	1	15	13
Carroll, B.	.234	92	141	18	33	8	2	3	18	1	1	4	11	33	0	0	2	0
Coghlan, C.	.321	128	504	84	162	31	6	9	47	3	1	4	53	77	8	5	3	5
De Aza, A.	.250	22	20	6	5	1	0	0	3	1	1	0	5	5	0	0	0	1
Gload, R.	.261	125	230	33	60	10	2	6	30	1	3	2	23	30	0	0	0	2
Gonzalez, A.	.083	14	12	1	1	0	1	0	0	0	0	0	0	4	0	0	0	0
Hayes, B.	.273	14	11	5	3	1	0	1	2	0	0	1	0	4	0	0	1	0
Helms, W.	.271	113	214	18	58	11	0	3	33	1	3	3	13	54	1	1	10	8
Hermida, J.	.259	129	429	48	111	14	2	13	47	0	2	4	56	101	5	2	6	1
Johnson, N.	.279	35	104	24	29	8	0	2	18	1	3	6	36	18	0	2	4	5
Paulino, R.	.272	80	239	24	65	10	1	8	27	1	1	0	25	48	1	0	8	2
Ramirez, H.	.342	151	576	101	197	42	1	24	106	1	5	9	61	101	27	8	9	10
Ross, C.	.270	151	559	73	151	37	1	24	90	0	2	9	34	122	5	2	18	3
Sánchez, G.	.238	21	21	2	5	0	0	2	3	0	0	0	2	3	0	0	1	0
Uggia, D.	.243	158	564	84	137	27	1	31	90	1	4	7	92	150	2	1	10	16
TOTALS	.268	162	5572	772	1493	296	25	159	727	70	39	63	568	1226	75	35	110	106

PITCHER	ERA	W-L	G	GS	CG	SHO	SV	IP	H	R	ER	HR	HB	BB	SO	WP	OBA
Ayala, L.	11.74	0-3	10	0	0	0	0	7.2	12	10	10	1	1	6	7	0	.364
Badenhop, B.	3.75	7-4	35	2	0	0	0	72.0	71	32	30	5	1	24	57	1	.260
Calero, E.	1.95	2-2	67	0	0	0	0	60.0	36	13	13	1	1	30	69	2	.180
Davidson, D.	45.00	0-0	1	0	0	0	0	1.0	4	5	5	0	0	4	3	0	.571
Donnelly, B.	1.78	3-0	30	0	0	0	2	25.1	22	8	5	1	1	9	25	1	.239
Gload, R.	0.00	0-0	1	0	0	0	0	1.0	0	0	0	0	0	2	0	0	.000
Johnson, J.	3.23	15-5	33	33	2	0	0	209.0	184	77	75	14	6	58	191	10	.237
Kensing, L.	9.82	0-1	6	0	0	0	0	7.1	14	8	8	1	0	5	7	2	.412
Koronka, J.	11.05	0-2	2	2	0	0	0	7.1	11	11	9	4	0	7	4	0	.344
Leroux, C.	10.80	0-0	5	0	0	0	0	6.2	11	8	8	0	0	4	2	0	.355
Lindstrom, M.	5.89	2-1	54	0	0	0	15	47.1	54	35	31	5	2	24	39	0	.281
Martinez, Ca.	3.86	0-0	2	0	0	0	0	2.1	3	1	1	1	1	2	2	0	.300
Martinez, Cr.	5.13	1-1	15	0	0	0	0	26.1	27	16	15	2	0	8	18	1	.262
Meyer, D.	3.09	3-2	71	0	0	0	2	58.1	47	24	20	7	1	21	56	2	.219
Miller, A.	4.84	3-5	20	14	0	0	0	80.0	85	52	43	7	2	43	59	10	.273
Nolasco, R.	5.06	13-9	31	31	2	0	0	185.0	188	111	104	23	2	44	195	2	.259
Núñez, L.*	4.06	4-6	75	0	0	0	26	68.2	59	33	31	13	4	27	60	1	.230
Penh, H.	7.77	1-0	16	1	0	0	0	22.0	30	27	19	3	2	20	27	1	.319
Pinto, R.	3.23	4-1	73	0	0	0	0	61.1	53	25	22	4	2	45	58	4	.237
Ross, C.	0.00	0-0	1	0	0	0	0	1.0	1	0	0	0	0	0	0	0	.250
Sánchez, B.	2.56	4-2	47	0	0	0	0	56.1	50	18	16	5	6	26	51	5	.235
Sánchez, A.	3.87	4-8	16	16	0	0	0	86.0	84	39	37	10	1	46	71	0	.253
Taylor, G.	8.18	0-2	3	3	0	0	0	11.0	16	14	10	0	1	12	5	2	.340
VandenHurk, R.	4.30	3-2	11	11	0	0	0	58.2	57	29	28	11	4	21	49	2	.252
Volstad, C.	5.21	9-13	29	29	1	1	0	159.0	169	100	92	29	3	59	107	8	.278
West, S.	4.79	8-6	20	20	0	0	0	103.1	115	62	55	11	3	44	70	3	.280
Wood, T.	2.82	1-0	18	0	0	0	0	22.1	22	8	7	2	1	10	16	2	.272
TOTALS	4.29	87-75	162	162	5	5	45	1446.1	1425	766	690	160	45	601	1248	59	.257

* - Pitching as Juan Carlos Oviedo since 2012

FRONT OFFICE
 CLUBHOUSE STAFF
 FIELD AND
 PLAYERS
 2007 IN REVIEW

CLUB HISTORY

POSTSEASON HISTORY

PLAYER DEVELOPMENT

2018 OPPONENTS

GENERAL INFORMATION



2011 SEASON STATISTICS

REGULARS BY POSITION

POS	PLAYER	AVG.	HR	RBI
C	John Buck	.227	16	57
1B	Gaby Sánchez	.266	19	78
2B	Omar Infante	.276	7	49
3B	Greg Dobbs	.275	8	49
SS	Hanley Ramírez	.243	10	45
LF	Logan Morrison	.247	23	72
CF	Chris Coghlan	.230	5	22
RF	Giancarlo Stanton	.262	34	87

FINAL NATIONAL LEAGUE STANDINGS

EAST	W-L	PCT.	GB
Philadelphia	102-60	.630	-
Atlanta	89-73	.549	13.0
Washington	80-81	.497	21.5
New York	77-85	.475	25.0
Florida	72-90	.444	30.0

CENTRAL	W-L	PCT.	GB
Milwaukee	96-66	.593	-
St. Louis	90-72	.556	6.0
Cincinnati	79-83	.488	17.0
Pittsburgh	72-90	.444	24.0
Chicago	71-91	.438	25.0
Houston	56-106	.346	40.0

WEST	W-L	PCT.	GB
Arizona	94-68	.580	-
San Francisco	86-76	.531	8.0
Los Angeles	82-79	.509	11.5
Colorado	73-89	.451	21.0
San Diego	71-91	.438	23.0

POS	PITCHER	W-L	ERA	BB	SO	SV
SP	Josh Johnson	3-1	1.64	20	56	0
SP	Ricky Nolasco	10-12	4.67	44	148	0
SP	Anibal Sánchez	8-9	3.67	64	202	0
SP	Javier Vázquez	13-11	3.69	50	162	0
SP	Chris Volstad	5-13	4.89	49	117	0
CL	Leo Núñez*	1-4	4.06	21	55	36

TEAM STATISTICS

BATTER	AVG	G	AB	R	H	2B	3B	HR	RBI	SH	SF	HP	BB	SO	SB	CS	GDP	E
Amézaga, A.	.136	20	44	1	6	0	0	0	2	1	0	0	4	7	0	0	1	1
Baker, J.	.154	16	13	0	2	0	0	0	1	1	0	0	2	3	0	0	0	0
Bonifacio, E.	.296	152	565	78	167	26	7	5	36	11	5	1	59	129	40	11	4	13
Buck, J.	.227	140	466	41	106	15	1	16	57	2	1	7	54	115	0	1	11	5
Cameron, M.	.238	45	143	18	34	8	0	6	18	1	0	0	20	34	1	0	3	0
Coghlan, C.	.230	65	269	33	62	20	1	5	22	1	2	4	22	49	7	6	3	0
Cousins, S.	.135	48	52	5	7	1	0	1	4	0	0	0	6	21	1	1	0	0
Dobbs, G.	.275	134	411	38	113	23	0	8	49	2	3	1	22	83	0	0	12	11
Dominguez, M.	.244	17	45	2	11	4	0	0	2	0	0	1	2	8	0	0	2	2
Hayes, B.	.231	64	130	19	30	9	0	5	16	3	0	0	11	39	0	0	2	0
Helms, W.	.191	69	110	10	21	5	0	0	6	1	0	2	11	35	0	0	2	3
Infante, O.	.276	148	579	55	160	24	8	7	49	17	8	2	34	67	4	2	12	8
Lopez, J.	.226	44	106	13	24	8	0	6	13	1	1	1	4	13	0	0	4	1
Martínez, O.	.130	20	23	0	3	0	0	0	1	0	0	0	0	9	0	0	1	1
Morrison, L.	.247	123	462	54	114	25	4	23	72	0	4	5	54	99	2	1	9	5
Murphy, D.	.185	36	92	10	17	4	1	2	9	0	1	3	4	21	0	0	0	2
Petersen, B.	.265	74	204	18	54	13	3	2	10	3	3	5	26	49	7	1	4	2
Ramírez, H.	.243	92	338	55	82	16	0	10	45	1	0	2	44	66	20	10	6	14
Rottino, V.	.167	8	12	1	2	0	0	0	0	0	0	0	2	4	0	0	0	0
Sánchez, G.	.266	159	572	72	152	35	0	19	78	2	7	6	74	97	3	1	18	5
Stanton, G.	.262	150	516	79	135	30	5	34	87	0	6	9	70	166	5	5	11	6
Thurston, J.	.250	1	4	0	1	0	0	0	0	0	0	0	0	1	1	0	0	0
Wise, D.	.239	49	67	6	16	2	0	0	5	0	1	1	3	21	4	2	0	2
TOTALS	.222	162	5223	608	1319	268	30	149	582	47	42	50	528	1136	95	41	105	81

PITCHER	ERA	W-L	G	GS	CG	SHO	SV	IP	H	R	ER	HR	HB	BB	SO	WP	OBA
Badenhop, B.	4.10	2-3	50	0	0	0	1	63.2	65	29	29	1	4	24	51	4	.265
Buente, J.	9.00	0-1	1	1	0	0	0	3.0	5	4	3	0	1	3	1	0	.357
Ceda, J.	4.43	0-1	17	0	0	0	0	20.1	16	11	10	1	0	12	21	1	.211
Choate, R.	1.82	1-1	54	0	0	0	0	24.2	13	7	5	3	2	13	31	0	.149
Cishek, S.	2.63	2-1	45	0	0	0	3	54.2	45	18	16	1	3	19	55	5	.221
Dunn, M.	3.43	5-6	72	0	0	0	0	63.0	51	28	24	9	2	31	68	3	.224
Hand, B.	4.20	1-8	12	12	0	0	0	60.0	53	32	28	10	1	35	38	0	.241
Hatcher, C.	6.97	0-0	11	0	0	0	0	10.1	14	8	8	2	0	4	8	2	.341
Hensley, C.	5.19	6-7	37	9	0	0	0	67.2	62	41	39	9	4	30	46	0	.238
Johnson, J.	1.64	3-1	9	9	0	0	0	60.1	39	13	11	2	1	20	56	2	.185
Mujica, E.	2.96	9-6	67	0	0	0	0	76.0	64	27	25	7	2	14	63	1	.233
Nolasco, R.	4.67	10-12	33	33	2	1	0	206.0	244	117	107	20	3	44	148	6	.295
Núñez, L.*	4.06	1-4	68	0	0	0	36	64.1	57	30	29	8	1	21	55	1	.235
Petersen, B.	0.00	0-0	1	0	0	0	0	1.0	0	0	0	0	0	1	0	0	.000
Rosario, S.	2.45	0-0	4	0	0	0	0	3.2	5	1	1	0	0	2	2	0	.313
Sanabia, A.	3.27	0-0	3	2	0	0	0	11.0	13	4	4	2	0	3	8	2	.289
Sanches, B.	3.94	4-1	39	2	0	0	0	61.2	52	32	27	7	2	36	53	4	.227
Sánchez, A.	3.67	8-9	32	32	3	2	0	196.1	187	85	80	20	5	64	202	4	.250
Vázquez, J.	3.69	13-11	32	32	2	1	0	192.2	178	91	79	21	2	50	162	5	.243
Villanueva, E.	24.00	0-1	1	1	0	0	0	3.0	5	8	8	1	1	5	2	0	.357
Volstad, C.	4.89	5-13	29	29	0	0	0	165.2	187	96	90	23	1	49	117	2	.289
Webb, R.	3.20	2-4	53	0	0	0	0	50.2	48	20	18	2	2	20	31	1	.255
TOTALS	3.95	72-90	162	162	7	11	40	1459.2	1403	702	640	149	37	20	31	43	.253

* - Pitching as Juan Carlos Oviedo since 2012

FRONT OFFICE
 CLUBHOUSE STAFF
 FIELD AND
 PLATERS
 2011 IN REVIEW

CLUB HISTORY

POSTSEASON HISTORY

PLAYER DEVELOPMENT

2018 OPPONENTS

GENERAL INFORMATION



2012 SEASON STATISTICS

REGULARS BY POSITION

POS	PLAYER	AVG.	HR	RBI
C	John Buck	.192	12	41
1B	Carlos Lee	.243	4	48
2B	Omar Infante	.287	8	33
3B	Hanley Ramirez	.246	14	48
SS	Jose Reyes	.287	11	57
LF	Logan Morrison	.230	11	36
CF	Emlilio Bonifacio	.258	1	11
RF	Giancarlo Stanton	.290	37	86

FINAL NATIONAL LEAGUE STANDINGS

REGULARS BY POSITION					FINAL NATIONAL LEAGUE STANDINGS					
POS	PITCHER	W-L	ERA	BB	SO	SV	EAST	W-L	PCT.	GB
SP	Josh Johnson	8-14	3.81	65	165	0	Washington	98-64	.605	-
SP	Mark Buehrle	13-13	3.74	40	125	0	Atlanta	94-68	.580	4.0
SP	Ricky Nolasco	12-13	4.48	47	125	0	Philadelphia	81-81	.500	17.0
SP	Carlos Zambrano	7-10	4.49	75	95	0	New York	74-88	.457	24.0
SP	Anibal Sánchez	5-7	3.94	33	110	0	Miami	69-93	.426	29.0
CL	Heath Bell	4-5	5.09	29	59	27	CENTRAL			
							Cincinnati	97-65	.599	-
							St. Louis	88-74	.543	9.0
							Milwaukee	83-79	.512	14.0
							Pittsburgh	79-83	.488	18.0
							Chicago	61-101	.377	36.0
							Houston	55-107	.340	42.0
							WEST	W-L	PCT.	GB
							San Francisco	94-68	.580	-
							Los Angeles	86-76	.531	8.0
							Arizona	81-81	.500	13.0
							San Diego	76-86	.469	18.0
							Colorado	64-98	.395	30.0

TEAM STATISTICS

BATTER	AVG	G	AB	R	H	2B	3B	HR	RBI	SH	SF	HP	BB	SO	SB	CS	GDP	E
Bonifacio, E.	.258	64	244	30	63	3	4	1	11	4	0	1	25	52	30	3	3	4
Brantley, R.	.290	31	100	14	29	8	0	3	8	0	0	0	13	16	1	1	1	2
Buck, J.	.192	105	343	29	66	15	1	12	41	1	2	3	49	103	0	0	8	7
Coghlan, C.	.140	35	93	10	13	1	0	1	10	1	2	0	9	12	0	2	4	0
Cousins, S.	.163	44	86	7	14	4	1	1	3	2	0	0	4	24	1	1	2	0
Dobbs, G.	.285	118	319	26	91	13	2	5	39	0	7	2	14	53	4	2	8	11
Green, N.	.174	7	23	1	4	3	0	0	1	0	0	1	0	6	0	0	0	2
Greenberg, A.	.000	1	1	0	0	0	0	0	0	0	0	0	0	1	0	0	0	0
Hayes, B.	.202	38	114	7	23	6	0	0	3	0	0	0	4	49	1	0	1	5
Hernández, G.	.212	44	132	16	28	2	3	3	11	1	0	2	12	37	5	2	1	0
Infante, O.	.287	85	328	42	94	23	2	8	33	4	2	1	12	42	10	1	7	8
Kearns, A.	.245	85	147	21	36	6	0	4	16	0	0	6	22	44	2	1	8	1
Lee, C.	.243	81	292	29	71	12	0	4	48	0	6	1	39	32	3	0	6	3
Mattison, K.	.000	3	5	0	0	0	0	0	0	0	0	0	0	2	0	0	0	0
Morrison, L.	.230	93	296	30	68	15	1	11	36	0	3	4	31	58	1	0	9	5
Murphy, D.	.216	49	116	13	25	6	2	3	12	1	1	2	9	35	1	1	4	1
Petersen, B.	.195	80	241	29	47	9	3	0	17	5	1	1	25	58	8	2	3	1
Ramírez, H.	.246	92	353	49	87	18	2	14	48	0	2	3	37	72	14	4	11	9
Reyes, J.	.287	160	642	86	184	37	12	11	57	5	6	0	63	56	40	11	10	18
Ruggiano, J.	.315	89	288	38	90	23	1	13	36	1	1	0	29	84	14	8	6	3
Sánchez, G.	.202	54	183	12	37	10	0	3	17	0	1	0	12	36	1	0	7	2
Solano, D.	.295	92	285	29	84	11	3	2	28	3	5	2	21	58	7	0	5	4
Stanton, G.	.290	123	449	75	130	30	1	37	86	0	1	5	46	143	6	2	5	7
Velazquez, G.	.232	18	56	2	13	1	0	0	2	0	0	0	1	11	0	0	0	2
TOTALS	.244	162	5437	609	1327	261	39	137	576	60	40	35	484	1228	149	41	114	100
PITCHER	ERA	W-L	G	GS	CG	SHO	SV	IP	H	R	ER	HR	HB	BB	SO	WP	OBA	
Bell, H.	5.09	4-5	73	0	0	0	19	63.2	70	38	36	5	2	29	59	2	.282	
Buehrle, M.	3.74	13-13	31	31	1	0	0	202.1	197	88	84	26	4	40	125	2	.258	
Choate, R.	2.49	0-0	44	0	0	0	1	25.1	16	11	7	0	3	9	27	2	.178	
Cishek, S.	2.69	5-2	68	0	0	0	15	63.2	54	26	19	3	6	29	68	1	.230	
Dunn, M.	4.91	0-3	60	0	0	0	1	44.0	49	31	24	3	0	29	47	2	.283	
Eovaldi, N.	4.43	3-7	12	12	0	0	0	63.0	70	32	31	5	3	27	44	0	.279	
Gaudin, C.	4.54	4-2	46	0	0	0	0	69.1	72	39	35	6	3	26	57	3	.274	
Hand, B.	17.18	0-1	1	1	0	0	0	3.2	6	7	7	1	0	6	3	0	.353	
Hatcher, C.	4.30	0-0	11	0	0	0	0	14.2	17	9	7	3	1	6	10	1	.288	
Jennings, D.	1.89	1-0	22	0	0	0	0	19.0	18	5	4	2	2	11	8	0	.247	
Johnson, J.	3.81	8-14	31	31	0	0	0	191.1	180	84	81	14	4	65	165	5	.252	
Koehler, T.	5.40	0-1	8	1	0	0	0	13.1	15	8	8	4	0	2	13	0	.278	
LeBlanc, W.	3.67	2-5	25	9	0	0	0	68.2	71	30	28	7	1	19	43	1	.275	
Mujica, E.	4.38	0-3	41	0	0	0	2	39.0	36	21	19	6	1	9	26	0	.240	
Nolasco, R.	4.48	12-13	31	31	3	2	0	191.0	214	100	95	18	8	47	125	8	.285	
Ramos, A.	3.86	0-0	11	0	0	0	0	9.1	8	4	4	2	1	4	13	0	.229	
Rosario, S.	18.00	0-0	4	0	0	0	0	3.0	8	6	6	0	0	0	2	0	.471	
Sánchez, A.	3.94	5-7	19	19	0	0	0	121.0	119	59	53	12	2	33	110	4	.259	
Turner, J.	3.38	1-4	7	7	0	0	0	42.2	33	21	16	5	0	9	29	4	.208	
Webb, R.	4.03	4-3	65	0	0	0	0	60.1	72	30	27	2	4	20	44	0	.295	
Zambrano, C.	4.49	7-10	35	20	1	1	0	132.1	123	75	66	9	10	75	95	1	.251	
TOTALS	4.10	69-93	162	162	5	3	38	1440.2	1448	724	657	133	55	495	1113	36	.263	

FRONT OFFICE
 FIELD AND CLUBHOUSE STAFF
 PLAYERS
 2017 IN REVIEW
 CLUB HISTORY
 POSTSEASON HISTORY
 PLAYER DEVELOPMENT
 2018 OPPONENTS
 GENERAL INFORMATION



2013 SEASON STATISTICS

REGULARS BY POSITION

POS	PLAYER	AVG.	HR	RBI
C	Jeff Mathis	.181	5	29
1B	Logan Morrison	.242	6	36
2B	Donovan Solano	.249	3	34
3B	Placido Polanco	.260	1	23
SS	Adeiny Hechavarría	.227	3	42
LF	Juan Pierre	.247	1	8
CF	Justin Ruggiano	.222	18	50
RF	Giancarlo Stanton	.249	24	62

FINAL NATIONAL LEAGUE STANDINGS

EAST	W-L	PCT.	GB
Atlanta	96-66	.593	-
Washington	86-76	.531	10.0
New York	74-88	.457	22.0
Philadelphia	73-89	.451	23.0
Miami	62-100	.383	34.0

CENTRAL	W-L	PCT.	GB
St. Louis	97-65	.599	-
Pittsburgh	94-68	.580	3.0
Cincinnati	90-72	.556	7.0
Milwaukee	74-88	.457	23.0
Chicago	66-96	.407	31.0

WEST	W-L	PCT.	GB
Los Angeles	92-70	.568	-
Arizona	81-81	.500	11.0
San Diego	76-86	.469	16.0
San Francisco	76-86	.469	16.0
Colorado	74-88	.457	18.0

POS	PITCHER	W-L	ERA	BB	SO	SV
SP	José Fernández	12-6	2.19	58	187	0
SP	Tom Koehler	5-10	4.41	54	92	0
SP	Jacob Turner	3-8	3.74	54	77	0
SP	Nathan Eovaldi	4-6	3.39	40	78	0
SP	Ricky Nolasco	5-8	3.85	25	90	0
SP	Henderson Álvarez	5-6	3.59	27	57	0
CL	Steve Cishek	4-6	2.33	22	74	34

TEAM STATISTICS

BATTER	AVG	G	AB	R	H	2B	3B	HR	RBI	SH	SF	HP	BB	SO	SB	CS	GDP	E
Brantly, R.	.211	67	223	11	47	9	0	1	18	0	3	2	15	53	0	0	8	5
Brown, J.	.200	14	15	0	3	1	0	0	5	0	1	0	1	1	0	0	0	-
Coghlan, C.	.256	70	195	10	50	10	3	1	10	0	1	1	17	43	2	0	2	3
Diaz, M.	.167	10	18	1	3	1	0	0	1	0	0	0	1	3	0	0	1	0
Dietrich, D.	.214	57	215	32	46	10	2	9	23	0	0	7	11	56	1	0	1	2
Doobs, G.	.228	114	237	21	54	11	0	2	22	0	3	5	22	40	1	1	5	1
Green, N.	.236	18	55	4	13	2	0	1	6	2	2	3	3	14	0	0	1	0
Hechavarría, A.	.227	148	543	30	123	14	8	3	42	4	1	0	30	96	11	10	19	15
Hill, K.	.155	18	58	3	9	2	0	0	0	1	0	0	2	18	0	0	1	1
Kearns, A.	.185	19	27	3	5	0	0	0	0	0	0	0	4	8	0	0	1	0
Kotchman, C.	.000	6	20	0	0	0	0	0	0	1	0	0	1	1	0	0	1	1
Lucas, E.	.256	94	351	43	90	14	1	4	28	4	1	2	26	78	1	1	6	7
Mahoney, J.	.276	9	29	2	8	1	0	1	4	0	0	0	0	4	0	0	0	1
Marisnick, J.	.183	40	109	6	20	2	1	1	5	1	1	1	6	27	3	1	1	0
Mathis, J.	.181	73	232	14	42	7	1	5	29	1	1	1	21	76	0	0	5	1
Morrison, L.	.242	85	293	32	71	13	4	6	36	0	0	2	38	56	0	0	10	3
Olivo, M.	.203	33	74	5	15	2	0	4	9	0	1	0	5	23	0	0	2	3
Ozuna, M.	.265	70	275	31	73	17	4	3	32	1	0	2	13	57	5	1	6	2
Pierre, J.	.247	113	308	36	76	11	2	1	8	6	0	3	13	27	23	6	4	0
Polanco, P.	.260	118	377	33	98	13	0	1	23	3	4	9	23	31	2	0	15	2
Ruggiano, J.	.222	128	424	49	94	18	1	18	50	1	0	5	41	114	15	8	9	4
Skipworth, K.	.000	4	3	0	0	0	0	0	0	0	0	0	1	1	0	0	1	0
Solano, D.	.249	102	361	33	90	13	1	3	34	2	2	7	23	57	3	1	11	8
Stanton, G.	.249	116	425	62	106	26	0	24	62	0	1	4	74	140	1	0	10	8
Valaika, C.	.219	22	64	4	14	5	0	1	9	1	1	1	3	16	0	0	2	3
Velazquez, G.	.000	1	1	0	0	0	0	0	0	0	0	0	0	0	0	0	0	0
Yelich, C.	.288	62	240	34	69	12	1	4	16	0	1	1	31	66	10	0	1	0
TOTALS	.231	162	5449	513	1257	219	31	95	485	57	26	56	432	1232	78	29	131	88

PITCHER	ERA	W-L	G	GS	CG	SHO	SV	IP	H	R	ER	HR	HB	BB	SO	WP	OBA
Álvarez, H.	3.59	5-6	17	17	1	1	0	102.2	90	42	41	2	7	27	57	4	.237
Ames, S.	4.50	0-1	4	0	0	0	0	4.0	6	2	2	0	0	2	4	0	.375
Below, D.	10.12	0-1	2	0	0	0	0	2.2	6	3	3	0	0	2	2	0	.500
Camirero, A.	2.77	0-0	13	0	0	0	0	13.0	10	4	4	2	1	3	12	1	.208
Cishek, S.	2.33	4-6	69	0	0	0	34	69.2	53	19	18	3	2	22	74	1	.211
Dunn, M.	2.66	3-4	75	0	0	0	2	67.2	53	21	20	5	0	28	72	2	.212
Dyson, S.	9.00	0-2	5	1	0	0	0	11.0	16	12	11	2	1	5	5	0	.348
Eovaldi, N.	3.39	4-6	18	18	0	0	0	106.1	100	44	40	7	1	40	78	3	.249
Fernández, J.	2.19	12-6	28	28	0	0	0	172.2	111	47	42	10	5	58	187	3	.182
Flynn, B.	8.50	0-2	4	4	0	0	0	18.0	27	17	17	4	0	13	15	3	.370
Hand, B.	3.05	1-1	7	2	0	0	0	20.2	13	7	7	2	0	8	15	1	.176
Hatcher, C.	12.46	0-1	7	0	0	0	0	8.2	13	13	12	1	0	4	7	0	.325
Jennings, D.	3.76	2-4	47	0	0	0	0	40.2	39	17	17	1	0	16	38	3	.255
Koehler, T.	4.41	5-10	29	23	0	0	0	143.0	140	72	70	14	5	54	92	7	.261
LeBlanc, W.	5.18	1-5	13	7	0	0	0	48.2	63	30	28	6	2	15	31	0	.312
Maine, J.	12.27	0-0	4	0	0	0	0	7.1	15	10	10	2	0	5	7	1	.441
Nolasco, R.	3.85	5-8	18	18	0	0	0	112.1	112	50	48	11	4	25	90	4	.261
Olmos, E.	7.20	0-1	5	0	0	0	0	5.0	7	9	4	2	0	3	2	0	.350
Phillips, Z.	5.40	0-1	3	0	0	0	0	1.2	3	1	1	0	0	3	1	0	.429
Qualls, C.	2.61	5-2	66	0	0	0	0	62.0	57	18	18	4	2	19	49	1	.251
Ramos, A.	3.15	3-4	68	0	0	0	0	80.0	58	32	28	4	2	43	86	1	.201
Rauch, J.	7.56	1-2	15	0	0	0	0	16.2	23	14	14	1	1	7	15	1	.329
Sanabia, A.	4.88	3-7	10	10	0	0	0	55.1	69	33	30	10	4	25	31	1	.317
Slowe, K.	4.11	3-6	20	14	0	0	0	92.0	106	44	42	12	4	18	76	1	.291
Turner, J.	3.74	3-8	20	20	1	0	0	118.0	116	55	49	11	4	54	77	11	.262
Webb, R.	2.91	2-6	66	0	0	0	0	80.1	70	30	26	5	2	27	54	4	.244
TOTALS	3.71	62-100	162	162	2	13	36	1460.0	1376	646	602	121	47	526	1177	53	.251

FRONT OFFICE
 FIELD AND
 CLUBHOUSE STAFF
 PLAYERS
 2017 IN REVIEW
 CLUB HISTORY
 POSTSEASON HISTORY
 PLAYER DEVELOPMENT
 2018 OPPONENTS
 GENERAL INFORMATION



2014 SEASON STATISTICS

REGULARS BY POSITION

POS	PLAYER	AVG.	HR	RBI
C	Jarrold Saltalamacchia	.220	11	44
1B	Garrett Jones	.246	15	53
2B	Donovan Solano	.252	3	28
3B	Casey McGehee	.287	4	76
SS	Adeiny Hechavarria	.276	1	34
LF	Christian Yelich	.284	9	54
CF	Marcell Ozuna	.269	23	85
RF	Giancarlo Stanton	.288	37	105

FINAL NATIONAL LEAGUE STANDINGS

EAST	W-L	PCT.	GB
Washington	96-66	.593	-
Atlanta	79-83	.488	17.0
New York	79-83	.488	17.0
Miami	77-85	.475	19.0
Philadelphia	73-89	.451	23.0

CENTRAL	W-L	PCT.	GB
St. Louis	90-72	.556	-
Pittsburgh	88-74	.543	2.0
Milwaukee	82-80	.506	8.0
Cincinnati	76-86	.469	14.0
Chicago	73-89	.451	17.0

WEST	W-L	PCT.	GB
Los Angeles	94-68	.580	-
San Francisco	88-74	.543	6.0
San Diego	77-85	.475	17.0
Colorado	66-96	.407	28.0
Arizona	64-98	.395	30.0

POS	PITCHER	W-L	ERA	BB	SO	SV
SP	Henderson Alvarez	12-7	2.65	33	111	0
SP	Tom Koehler	10-10	3.81	71	153	0
SP	Jarrod Cosart	4-4	2.39	22	40	0
SP	Nathan Eovaldi	6-14	4.37	43	142	0
SP	Brad Hand	3-8	4.38	39	67	0
SP	José Fernández	4-2	2.44	13	70	0
CL	Steve Cishek	4-5	3.17	21	84	39

TEAM STATISTICS

BATTER	AVG	G	AB	R	H	2B	3B	HR	RBI	SH	SF	HP	BB	SO	SB	CS	GDP	E
Baker, J.	.264	90	208	27	55	10	4	3	28	0	3	1	13	51	1	0	8	3
Bour, J.	.284	39	74	10	21	3	0	1	11	0	0	0	9	19	0	0	0	0
Dietrich, D.	.228	49	158	31	36	6	2	5	17	2	0	10	13	38	1	0	1	11
Dobbs, G.	.077	15	13	0	1	0	0	0	0	0	0	0	0	4	0	0	0	0
Furcal, R.	.171	9	35	4	6	0	1	0	2	0	0	0	2	7	0	0	1	0
Hechavarria, A.	.276	146	536	53	148	20	10	1	34	4	6	1	26	86	7	5	21	14
Hernández, K.	.175	18	40	3	7	2	1	2	6	0	0	1	4	10	0	0	1	0
TOTAL	.248	42	121	13	30	6	3	3	14	0	0	1	12	21	0	0	1	2
Johnson, R.	.235	113	187	24	44	15	0	2	25	2	3	8	1	37	0	1	4	1
Jones, G.	.246	146	496	59	122	33	2	15	53	0	4	1	46	116	0	1	10	13
Lucas, E.	.251	69	179	19	45	5	0	1	9	2	0	0	8	48	1	0	4	4
Marisnick, J.	.167	14	48	3	8	0	0	0	0	0	0	0	3	19	5	0	0	0
Mathis, J.	.200	64	175	12	35	7	0	2	12	5	0	0	15	64	0	0	2	1
McGehee, C.	.287	160	616	56	177	29	1	4	76	0	7	1	67	102	4	2	31	7
Ozuna, M.	.269	153	565	72	152	26	5	23	85	0	5	1	41	164	3	1	12	5
Realmutu, J.	.241	11	29	4	7	1	1	0	9	0	0	0	1	8	0	0	2	1
Saltalamacchia, J.	.220	114	373	43	82	20	0	11	44	0	5	2	55	143	0	1	11	15
Solano, D.	.252	111	310	26	78	11	1	3	28	7	1	3	19	61	1	2	5	11
Stanton, G.	.288	145	539	89	155	31	1	37	105	0	2	3	94	170	13	1	16	6
Valdespin, J.	.214	52	98	8	21	2	1	3	10	6	0	0	9	16	1	0	1	3
Yelich, C.	.284	144	582	94	165	30	6	9	54	3	2	3	70	137	21	7	9	2
TOTALS	.253	162	5538	645	1399	254	36	122	614	71	39	35	501	1419	58	21	143	97

PITCHER	ERA	W-L	G	GS	CG	SHO	SV	IP	H	R	ER	HR	HB	BB	SO	WP	OBA
Álvarez, H.	2.65	12-7	30	30	3	3	0	187.0	198	65	55	14	8	33	111	4	.275
Camirero, A.	10.80	0-1	6	0	0	0	0	6.2	8	8	8	2	0	4	8	0	.296
Capps, C.	3.98	0-0	17	0	0	0	0	20.1	19	9	9	1	2	5	25	2	.244
Cishek, S.	3.17	4-5	67	0	0	0	39	65.1	58	26	23	3	1	21	84	1	.237
Cosart, J.	2.39	4-4	10	10	0	0	0	64.0	54	19	17	2	0	22	40	0	.231
TOTAL	3.69	13-11	30	30	0	0	0	180.1	173	80	74	9	3	73	115	7	.255
DeSclafani, A.	6.27	2-2	13	5	0	0	0	33.0	40	23	23	4	2	5	26	2	.303
Dunn, M.	3.16	10-6	75	0	0	0	1	57.0	47	25	20	4	4	22	67	2	.220
Dyson, S.	2.14	3-1	31	0	0	0	0	42.0	41	14	10	1	3	15	33	1	.255
Eovaldi, N.	4.37	6-14	33	33	0	0	0	199.2	223	107	97	14	7	43	142	6	.282
Fernández, J.	2.44	4-2	8	8	0	0	0	51.2	36	19	14	4	0	13	70	2	.188
Flynn, B.	9.00	0-1	2	1	0	0	0	7.0	12	7	7	0	0	3	6	1	.375
Gregg, K.	10.00	0-0	12	0	0	0	0	9.0	11	10	10	2	0	5	6	1	.306
Hand, B.	4.38	3-8	32	16	0	0	1	111.0	112	56	54	10	2	39	67	5	.264
Hatcher, C.	3.38	0-3	52	0	0	0	0	56.0	55	22	21	4	0	12	60	1	.252
Heaney, A.	5.83	0-3	7	5	0	0	0	29.1	32	19	19	6	3	7	20	2	.281
Jennings, D.	1.34	0-2	47	0	0	0	0	40.1	45	11	6	3	0	17	38	2	.281
Koehler, T.	3.81	10-10	32	32	0	0	0	191.1	177	84	81	16	7	71	153	4	.248
Marmol, C.	8.10	0-3	15	0	0	0	0	13.1	16	12	12	3	1	10	14	2	.291
Morris, B.	0.66	4-1	39	0	0	0	0	40.2	33	6	3	2	2	12	36	5	.221
TOTAL	1.82	8-1	60	0	0	0	0	64.1	58	17	13	6	4	24	50	8	.248
Penny, B.	6.58	2-1	8	4	0	0	0	26.0	34	20	19	3	1	13	13	2	.327
Ramos, A.	2.11	7-0	68	0	0	0	0	64.0	36	16	15	1	3	43	73	7	.164
Rodríguez, H.	10.80	0-0	2	0	0	0	0	1.2	2	2	2	0	0	5	1	0	.333
Slowey, K.	5.30	1-1	17	2	0	0	0	37.1	53	23	22	3	2	9	24	0	.353
Turner, J.	5.97	4-7	20	12	0	0	0	78.1	106	54	52	8	1	23	54	3	.328
Wolf, R.	5.26	1-3	6	4	0	0	1	25.2	33	17	15	4	0	6	19	1	.311
TOTALS	3.78	77-85	162	162	3	16	42	1457.2	1481	674	613	114	49	458	1190	56	.264



FRONT OFFICE
 FIELD AND CLUBHOUSE STAFF
 PLAYERS
 2017 IN REVIEW
 CLUB HISTORY
 POSTSEASON HISTORY
 PLAYER DEVELOPMENT
 2018 OPPONENTS
 GENERAL INFORMATION

2015 SEASON STATISTICS

REGULARS BY POSITION

POS	PLAYER	AVG.	HR	RBI
C	J.T. Realmuto	.259	10	47
1B	Justin Bour	.262	23	73
2B	Dee Gordon	.333	4	46
3B	Martin Prado	.288	9	63
SS	Adeiny Hechavarria	.281	5	48
LF	Christian Yelich	.300	7	44
CF	Marcell Ozuna	.259	10	44
RF	Giancarlo Stanton	.265	27	67

FINAL NATIONAL LEAGUE STANDINGS

	EAST	W-L	PCT.	GB
	New York	90-72	.556	-
	Washington	83-79	.512	7.0
	Miami	71-91	.438	19.0
	Atlanta	67-95	.414	23.0
	Philadelphia	63-99	.389	27.0
	CENTRAL	W-L	PCT.	GB
	St. Louis	100-62	.617	-
	Pittsburgh	98-64	.605	2.0
	Chicago	97-65	.599	3.0
	Milwaukee	68-94	.420	32.0
	Cincinnati	64-98	.395	36.0
	WEST	W-L	PCT.	GB
	Los Angeles	92-70	.568	-
	San Francisco	84-78	.519	8.0
	Arizona	79-83	.488	13.0
	San Diego	74-88	.457	18.0
	Colorado	68-94	.420	24.0

POS	PITCHER	W-L	ERA	BB	SO	SV
SP	Tom Koehler	11-14	4.08	77	137	0
SP	José Fernández	6-1	2.92	14	79	0
SP	Jarred Cosart	2-5	4.52	33	47	0
SP	David Phelps	4-8	4.50	33	77	0
SP	Dan Haren	7-7	3.42	25	88	0
SP	Mat Latos	4-7	4.48	25	79	0
CL	AJ Ramos	2-4	2.30	26	87	32

TEAM STATISTICS

BATTER	AVG	G	AB	R	H	2B	3B	HR	RBI	SH	SF	HP	BB	SO	SB	CS	GDP	E
Bour, J.	.262	129	409	42	107	20	0	23	73	0	1	2	34	101	0	0	19	6
Dietrich, D.	.256	90	250	38	64	14	3	10	24	0	3	13	23	65	0	2	4	6
Gillespie, C.	.290	67	145	17	42	10	2	2	16	1	1	0	10	27	4	1	5	4
Gordon, D.	.333	145	615	88	205	24	8	4	46	6	5	2	25	91	58	20	6	6
Hechavarria, A.	.281	130	470	54	132	17	6	5	48	0	4	2	23	78	7	2	18	9
Kelly, Don	.000	2	1	0	0	0	0	0	0	0	0	0	0	0	0	0	0	0
Mathis, J.	.161	32	93	9	15	4	1	2	12	0	3	0	7	24	0	0	2	1
McGehee, C.	.182	60	110	7	20	7	0	0	9	0	0	0	10	22	1	0	3	2
TOTAL	.198	109	237	14	47	12	0	2	20	0	0	0	21	50	1	0	18	7
Ozuna, M.	.259	123	459	47	119	27	0	10	44	0	2	3	30	110	2	3	10	1
Prado, M.	.288	129	500	52	144	22	2	9	63	1	8	5	37	68	1	0	9	7
Realmuto, J.	.259	126	441	49	114	21	7	10	47	1	4	2	19	70	8	4	11	6
Rojas, M.	.282	60	142	13	40	7	1	1	17	2	2	0	11	16	0	1	4	2
Solano, D.	.189	55	90	6	17	3	1	0	7	1	0	2	1	18	0	0	4	3
Stanton, G.	.265	74	279	47	74	12	1	27	67	0	3	2	34	95	4	2	5	3
Suzuki, I.	.229	153	398	45	91	5	6	1	21	5	4	0	31	51	11	5	8	0
Telis, T.	.148	17	27	1	4	0	0	0	0	0	0	1	1	3	0	0	2	0
Yelich, C.	.300	126	476	63	143	30	2	7	44	0	0	2	47	101	16	5	13	2
TOTALS	.260	162	5463	613	1420	236	40	120	575	71	40	39	375	1150	112	45	133	65

PITCHER	ERA	W-L	G	GS	CG	SHO	SV	IP	H	R	ER	HR	HB	BB	SO	WP	OBA
Álvarez, H.	6.45	0-4	4	4	0	0	0	22.1	28	18	16	1	0	7	9	3	.311
Barracrough, K.	2.59	2-1	25	0	0	0	0	24.1	12	8	7	1	0	18	30	1	.154
Capps, C.	1.16	1-0	30	0	0	0	0	31.0	18	5	4	2	2	7	58	2	.168
Conley, A.	3.76	4-1	15	11	0	0	0	67.0	65	28	28	7	3	21	59	0	.258
Cordier, E.	5.84	0-0	8	0	0	0	0	12.1	13	8	8	1	1	6	7	0	.271
Cosart, J.	4.52	2-5	14	13	0	0	0	69.2	63	35	35	10	1	33	47	7	.243
Crow, A.	-	0-0	0	0	0	0	0	0.0	0	0	0	0	0	0	0	0	.000
Dunn, M.	4.50	2-5	72	0	0	0	0	54.0	46	27	27	6	2	29	65	2	.227
Ellington, B.	2.88	2-1	23	0	0	0	0	25.0	17	10	8	1	2	13	18	1	.193
Fernández, J.	2.92	6-1	11	11	0	0	0	64.2	61	21	21	4	2	14	79	2	.249
Flores, K.	4.97	1-2	7	1	0	0	0	12.2	16	8	7	0	1	4	9	0	.314
Hand, B.	5.30	4-7	38	12	0	0	0	93.1	107	55	55	9	3	32	67	2	.292
Koehler, T.	4.08	11-14	32	31	0	0	0	187.1	180	96	85	22	6	77	137	2	.255
Lazo, R.	3.18	0-0	7	0	0	0	0	5.2	5	2	2	1	0	2	5	0	.238
McGough, S.	9.45	0-0	6	0	0	0	0	6.2	12	7	7	0	0	4	4	0	.387
Morris, B.	3.14	5-4	67	0	0	0	0	63.0	67	26	22	3	3	26	47	2	.275
Narveson, C.	4.45	3-1	15	2	0	0	0	30.1	24	15	15	7	0	9	32	0	.214
Nicolino, J.	4.01	5-4	12	12	0	0	0	74.0	72	33	33	8	3	20	23	2	.267
Phelps, D.	4.50	4-8	23	19	0	0	0	112.0	119	59	56	11	4	33	77	2	.272
Ramos, A.	2.30	2-4	71	0	0	0	32	70.1	45	18	18	6	3	26	87	2	.184
Rienzo, A.	5.95	0-1	14	0	0	0	0	19.2	17	14	13	2	1	13	15	3	.230
Suzuki, I.	9.00	0-0	1	0	0	0	0	1.0	2	1	1	0	0	0	0	0	.400
Urena, J.	5.25	1-5	20	9	0	0	0	61.2	73	37	36	5	3	25	28	2	.307
TOTALS	4.02	71-91	162	162	0	12	35	1427.0	1374	678	638	141	52	508	1152	53	.255

FRONT OFFICE
 CLUBHOUSE STAFF
 FIELD AND
 PLAYERS
 2017 IN REVIEW
 CLUB HISTORY
 POSTSEASON HISTORY
 PLAYER DEVELOPMENT
 2018 OPPONENTS
 GENERAL INFORMATION



2016 SEASON STATISTICS

REGULARS BY POSITION

POS	PLAYER	AVG.	HR	RBI
C	J.T. Realmuto	.303	11	48
1B	Justin Bour	.264	15	41
2B	Dee Gordon	.268	1	14
3B	Martin Prado	.305	8	75
SS	Adeiny Hechavarría	.236	3	38
LF	Christian Yelich	.298	21	98
CF	Marcell Ozuna	.266	23	76
RF	Giancarlo Stanton	.240	27	74

FINAL NATIONAL LEAGUE STANDINGS

EAST	W-L	PCT.	GB
Washington	95-67	.586	-
New York	87-75	.537	8.0
Miami	79-82	.491	15.5
Philadelphia	71-91	.438	24.0
Atlanta	68-93	.422	26.5
CENTRAL	W-L	PCT.	GB
Chicago	103-58	.640	-
St. Louis	86-76	.531	17.5
Pittsburgh	78-83	.484	25.0
Milwaukee	73-89	.451	30.5
Cincinnati	68-94	.420	35.5
WEST	W-L	PCT.	GB
Los Angeles	91-71	.562	-
San Francisco	87-75	.537	4.0
Colorado	75-87	.463	16.0
Arizona	69-93	.426	22.0
San Diego	68-94	.420	23.0

POS	PITCHER	W-L	ERA	BB	SO	SV
SP	José Fernández	16-8	2.86	55	253	0
SP	Tom Koehler	9-13	4.33	83	147	0
SP	Adam Conley	8-6	3.85	62	124	0
SP	Wei-Yin Chen	5-5	4.96	24	100	0
SP	Justin Nicolino	3-6	4.99	20	37	0
SP	Andrew Cashner	1-4	5.98	30	45	0
CL	AJ Ramos	1-4	2.81	35	73	40

TEAM STATISTICS

BATTER	AVG	G	AB	R	H	2B	3B	HR	RBI	SH	SF	HP	BB	SO	SB	CS	GDP	E
Andino, R.	.292	13	24	2	7	0	0	0	1	0	0	0	0	4	0	0	0	0
Arcia, O.	.000	2	2	0	0	0	0	0	0	0	0	0	1	0	0	0	0	0
Bour, J.	.264	90	280	35	74	12	1	15	51	0	3	0	38	56	0	0	8	3
Dietrich, D.	.279	128	351	39	98	20	5	7	42	0	5	24	32	84	1	0	6	4
Francoeur, J.	.280	26	50	4	14	2	1	0	1	1	0	0	4	15	0	2	1	0
Gillespie, C.	.235	41	51	7	12	3	2	0	5	0	1	0	3	14	0	0	1	1
Gordon, D.	.268	79	325	47	87	7	6	1	14	1	1	0	18	55	30	7	4	7
Hechavarría, A.	.236	155	508	52	120	17	6	3	38	2	3	1	33	73	1	0	10	13
Hood, D.	.240	13	25	3	6	1	0	1	2	0	0	0	0	11	0	1	0	0
Johnson, C.	.222	113	243	20	54	11	0	5	24	1	0	1	19	78	0	0	13	3
Kelly, D.	.148	13	27	2	4	0	2	0	3	0	1	0	2	5	0	0	2	0
Mathis, J.	.238	41	126	12	30	4	1	2	15	1	0	1	4	36	0	0	1	3
Ozuna, M.	.266	148	557	75	148	23	6	23	76	0	4	4	43	115	0	3	11	5
Perez, Y.	.667	12	3	5	2	1	0	0	0	0	0	0	0	1	4	2	0	0
Prado, M.	.305	153	600	70	183	37	3	8	75	0	5	4	49	69	2	2	24	9
Realmuto, J.	.303	137	509	60	154	31	0	11	48	0	3	5	28	100	12	4	12	10
Rojas, M.	.247	123	194	27	48	12	0	1	14	6	2	1	11	27	2	1	10	4
Scruggs, X.	.210	24	62	1	13	3	0	1	5	0	0	2	5	20	0	0	1	0
Stanton, G.	.240	119	413	56	99	20	1	27	74	0	2	4	50	140	0	0	6	4
Suzuki, I.	.291	143	327	48	95	15	5	1	22	3	2	3	30	42	10	2	4	1
Telis, T.	.308	10	13	1	4	0	0	1	4	0	0	0	0	2	0	0	0	0
Yelich, C.	.298	155	578	78	172	38	3	21	98	0	5	4	72	138	9	4	20	6
TOTALS	.263	161	5547	655	1460	259	42	128	626	46	38	54	447	1213	71	28	140	86
PITCHER	ERA	W-L	G	GS	CG	SHO	SV	IP	H	R	ER	HR	HB	BB	SO	WP	OBA	
Barracough, K.	2.85	6-3	75	0	0	0	0	72.2	45	24	23	1	2	44	113	8	.176	
Breslow, C.	4.50	0-2	15	0	0	0	0	14.0	21	9	7	1	0	4	7	2	.362	
Brice, A.	7.07	0-1	15	0	0	0	0	14.0	9	12	11	2	2	5	14	0	.173	
Cashner, A.	5.98	1-4	12	11	0	0	0	52.2	62	36	35	6	1	30	45	2	.301	
Cervenko, H.	4.82	0-0	18	0	0	0	0	9.1	11	5	5	1	0	5	7	0	.289	
Chen, W.	4.96	5-5	22	22	0	0	0	123.1	134	69	68	22	3	24	100	1	.276	
Clemens, P.	6.30	1-0	2	2	0	0	0	10.0	11	7	7	5	1	8	6	0	.289	
Conley, A.	3.85	8-6	25	25	0	0	0	133.1	125	59	57	13	11	62	124	9	.250	
Cosart, J.	5.95	0-1	4	4	0	0	0	19.2	19	14	13	0	0	16	11	2	.257	
Despaigne, O.	9.00	0-0	3	0	0	0	0	3.0	4	3	3	0	0	1	0	0	.364	
Dunn, M.	3.40	6-1	51	0	0	0	0	42.1	43	16	16	5	3	11	38	2	.270	
Ege, C.	12.00	0-0	5	0	0	0	0	3.0	8	4	4	1	1	2	2	0	.571	
Ellington, B.	2.45	4-2	32	0	0	0	0	33.0	27	10	9	2	2	16	32	3	.223	
Esch, J.	5.54	0-1	3	3	0	0	0	13.0	17	8	8	4	1	6	10	0	.327	
Fernández, J.	2.86	16-8	29	29	0	0	0	182.1	149	63	58	13	6	55	253	9	.224	
Flores, K.	0.00	0-0	1	1	0	0	0	3.0	1	0	0	0	0	3	1	0	.100	
Hall, C.	12.00	0-0	2	0	0	0	0	3.0	4	4	4	1	0	3	3	0	.308	
Jackson, E.	5.91	0-1	8	0	0	0	0	10.2	13	7	7	2	0	6	7	1	.317	
Koehler, T.	4.33	9-13	33	33	0	0	0	176.2	176	93	85	22	5	83	147	9	.261	
McGowan, D.	2.82	1-3	55	0	0	0	1	67.0	49	26	21	7	2	33	63	4	.202	
Morris, B.	3.06	0-0	24	0	0	0	1	17.2	15	7	6	4	1	10	15	0	.238	
Narveson, C.	8.64	1-0	6	0	0	0	0	8.1	10	8	8	3	1	2	6	1	.286	
Nicolino, J.	4.99	3-6	18	13	0	0	0	79.1	96	45	44	8	3	20	37	1	.307	
Ogando, N.	2.30	0-0	14	0	0	0	0	15.2	10	5	4	0	0	8	8	1	.179	
Pelphs, D.	2.28	7-6	64	5	0	0	4	86.2	61	23	22	6	2	38	114	0	.197	
Ramos, A.	2.81	1-4	67	0	0	0	0	40	64.0	52	21	20	1	4	35	73	6	.223
Rea, C.	0.00	0-0	1	1	0	0	0	3.1	1	0	0	0	0	0	4	0	.100	
Reyes, J.	9.00	0-0	1	0	0	0	0	2.0	3	2	2	0	0	1	0	0	.333	
Rodney, F.	5.89	2-3	39	0	0	0	8	36.2	41	25	24	5	3	25	41	4	.289	
Urena, J.	6.13	4-9	28	12	0	0	1	83.2	91	59	57	11	6	29	58	0	.275	
Wittgren, N.	3.14	4-3	48	0	0	0	0	51.2	50	18	18	6	1	10	42	1	.254	
TOTALS	4.05	79-82	161	161	0	12	55	1435.0	1358	682	646	152	61	595	1379	66	.251	



2017 SEASON STATISTICS

REGULARS BY POSITION						FINAL NATIONAL LEAGUE STANDINGS			
POS	PLAYER	AVG.	HR	RBI		EAST	W-L	PCT.	GB
C	J.T. Realmuto	.278	17	65		Washington	97-65	.599	-
1B	Justin Bour	.289	25	83		Miami	77-85	.475	20.0
2B	Dee Gordon	.308	2	18		Atlanta	72-90	.444	25.0
3B	Derek Dietrich	.249	13	53		New York	70-92	.432	27.0
SS	Miguel Rojas	.290	1	26		Philadelphia	66-96	.407	31.0
LF	Christian Yelich	.282	18	81					
CF	Marcell Ozuna	.312	37	124		CENTRAL	W-L	PCT.	GB
RF	Giancarlo Stanton	.281	59	132		Chicago	103-58	.568	-
						Milwaukee	86-76	.531	6.0
						St. Louis	83-79	.512	9.0
						Pittsburgh	75-87	.463	17.0
						Cincinnati	68-94	.420	24.0
						WEST	W-L	PCT.	GB
						Los Angeles	104-58	.642	-
						Arizona	93-69	.574	11.0
						Colorado	87-75	.537	17.0
						San Diego	71-91	.438	33.0
						San Francisco	64-98	.395	40.0

TEAM STATISTICS																		
BATTER	AVG	G	AB	R	H	2B	3B	HR	RBI	SH	SF	HP	BB	SO	SB	CS	GDP	E
Anderson, B.	.262	25	84	11	22	7	1	0	8	0	1	0	10	28	0	0	1	3
Aviles, M.	.233	37	86	5	20	2	0	1	8	3	0	2	6	15	0	0	3	0
Bour, J.	.289	108	377	52	109	18	0	25	83	0	4	1	47	95	1	0	10	1
Colon, C.	.152	17	33	3	5	1	0	0	0	1	0	0	4	7	0	0	2	0
Dietrich, D.	.249	135	406	56	101	22	5	13	53	0	4	18	36	98	0	1	4	9
Ellis, A.J.	.210	51	143	17	30	5	0	6	14	2	0	6	12	29	0	0	6	0
Gordon, D.	.308	158	653	114	201	20	9	2	33	2	4	10	25	93	60	16	7	12
Hechavarria, A.	.277	20	65	8	18	2	1	1	6	1	0	0	1	9	0	0	1	0
Lombardozzi, S.	.000	2	8	0	0	0	0	0	0	0	0	0	0	2	0	0	0	0
Moore, T.	.230	104	187	17	43	14	0	6	30	1	4	1	10	56	0	0	7	0
Ozuna, M.	.312	159	613	93	191	30	2	37	124	0	2	0	64	144	1	3	18	5
Prado, M.	.250	37	140	13	35	9	0	2	12	0	1	0	6	22	0	0	4	2
Realmuto, J.T.	.278	141	532	68	148	31	5	17	65	0	3	8	36	106	8	2	13	6
Riddle, JT	.250	70	228	20	57	13	1	3	31	2	5	0	12	50	0	2	6	8
Rojas, M.	.290	90	272	37	79	16	2	1	26	1	2	4	27	32	2	1	13	4
Stanton, G.	.281	159	597	123	168	32	0	59	132	0	3	7	85	163	2	2	13	4
Suzuki, I.	.255	136	196	19	50	6	0	3	20	1	0	1	17	35	1	1	2	0
Telis, T.	.240	48	104	13	25	5	3	0	9	0	1	3	3	10	0	0	1	3
Yelich, C.	.282	156	602	100	170	36	2	18	81	0	6	6	80	137	16	2	13	1
TOTALS	.267	162	5602	778	1497	271	31	194	743	50	41	67	486	1282	91	30	119	73

PITCHER	ERA	W-L	G	GS	CG	SHO	SV	IP	H	R	ER	HR	HB	BB	SO	WP	OBA
Barracrough, K.	3.00	6-2	66	0	0	0	1	66.0	53	25	22	5	2	38	76	6	.222
Cervenka, H.	15.43	0-0	5	0	0	0	0	4.2	1	8	8	0	2	8	6	1	.083
Chen, W.	3.82	2-1	9	5	0	0	0	33.0	25	14	14	3	1	9	25	1	.207
Conley, A.	6.14	8-8	22	20	0	0	0	102.2	114	74	70	19	8	42	72	5	.283
Despaigne, O.	4.01	2-3	18	8	0	0	1	58.1	57	31	26	3	3	24	31	1	.256
Ellington, B.	7.25	1-1	42	0	0	0	0	44.2	48	39	36	7	6	35	48	4	.270
Garcia, J.	4.73	1-2	68	0	0	0	0	53.1	47	29	28	6	4	17	42	5	.235
Guerra, J.	3.00	1-1	16	0	0	0	0	21.0	23	8	7	2	0	7	12	0	.288
Koehler, T.	7.92	1-5	12	12	0	0	0	55.2	67	50	49	15	5	29	44	1	.302
Locke, J.	8.16	0-5	7	7	0	0	0	32.0	42	30	29	4	0	15	26	3	.311
McGowan, D.	4.75	8-2	63	0	0	0	0	77.2	77	42	41	13	2	27	64	5	.262
Nicolino, J.	5.06	2-3	20	8	0	0	0	48.0	66	33	27	8	1	20	26	0	.324
O'Grady, C.	4.36	2-1	13	6	0	0	0	33.0	33	16	16	4	1	18	30	0	.268
Peters, D.	5.17	1-2	6	6	0	0	0	31.1	32	18	18	3	2	19	27	3	.271
Phelps, D.	3.45	2-4	44	0	0	0	0	47.0	42	20	18	5	0	21	51	0	.243
Ramos, AJ	3.63	2-4	40	0	0	0	0	39.2	30	17	16	4	2	22	47	4	.205
Steckenrider, D.	2.34	1-1	37	0	0	0	0	34.2	30	13	9	4	0	18	54	1	.227
Straily, D.	4.26	10-9	33	33	0	0	0	181.2	176	90	86	31	5	60	170	2	.256
Tazawa, J.	5.69	3-5	55	0	0	0	0	55.1	55	35	35	8	2	22	38	2	.261
Urena, J.	3.82	14-7	34	28	0	0	0	169.2	152	77	72	26	14	64	115	5	.238
Volquez, E.	4.19	4-8	17	17	1	1	1	92.1	78	46	43	8	3	53	81	4	.236
Wittgren, N.	4.68	3-1	38	0	0	0	0	42.1	46	22	22	5	0	13	43	2	.277
Worley, V.	6.91	2-6	24	12	0	0	1	71.2	99	56	55	9	6	30	50	1	.339
Ziegler, B.	4.79	1-4	53	0	0	0	10	47.0	57	29	25	1	6	16	26	1	.306
TOTALS	4.82	77-85	162	162	1	7	34	1442.2	1450	822	772	193	75	627	1202	57	.263

FRONT OFFICE
 CLUBHOUSE STAFF
 FIELD AND
 PLATERS
 2017 IN REVIEW
 CLUB HISTORY
 POSTSEASON HISTORY
 PLAYER DEVELOPMENT
 2018 OPPONENTS
 GENERAL INFORMATION



ALL-TIME TRADES

FRONT OFFICE
 FIELD AND CLUBHOUSE STAFF
 PLAYERS
 2017 IN REVIEW
CLUB HISTORY
 POSTSEASON HISTORY
 PLAYER DEVELOPMENT
 2018 OPPONENTS
 GENERAL INFORMATION

DATE	TEAM	ACQUIRED...
11/17/92	CHC	INF Alex Arias and RHP Gary Scott for LHP Greg Hibbard
11/17/92	PHI	LHP Joel Adamson and LHP Matt Whisenant for LHP Danny Jackson
11/17/92	OAK	INF Walt Weiss for C Eric Helfand and a player to be named later (LHP Scott Baker on 11/20/92)
11/17/92	HOU	RHP Brian Griffiths and RHP Hector Carrasco for RHP Tom Edens
3/27/93	CIN	LHP Chris Hammond for INF Gary Scott, and a player to be named later (INF Hector Carrasco on 9/10/93)
3/27/93	KC	RHP Luis Aquino for cash considerations
3/31/93	SF	INF Andres Santana for RHP Brian Griffiths
4/2/93	MIL	LHP Tom McGraw for RHP Jamie McAndrew
6/24/93	SD	INF Gary Sheffield and LHP Rich Rodriguez for RHPs Trevor Hoffman, Andres Berumen and Jose Martinez
6/27/93	SEA	OF Henry Cotto, RHP Jeff Darwin for INF Dave Magadan
7/17/93	TEX	RHPs Robb Nen and Kurt Miller for RHP Cris Carpenter
11/9/93	SEA	INF Dave Magadan for RHP Jeff Darwin
11/10/93	CWS	RHP Brian Drahan for cash considerations
11/12/93	TOR	C Greg O'Halloran for cash considerations
12/20/93	OAK	INF Kurt Abbott for OF Kerwin Moore
3/30/94	NYM	RHP Steve Long for RHP Robert Person
4/3/94	CLE	RHP Jeremy Hernández for RHP Matt Turner
11/18/94	TOR	INF Eddie Zosky for a player to be named later (Scott Pace on 12/14/94)
11/29/94	NYM	INF Quilvio Veras for OF Carl Everett
12/6/94	BAL	RHP Jay Powell for RHP Bret Barberie
4/26/95	TOR	RHP Aaron Small for a player to be named later (RHP Ernie Delgado on 9/19/95)
8/7/95	DET	LHP Buddy Groom for a player to be named later (LHP Mike Myers on 8/9/95)
8/8/95	TEX	Two players to be named later (RHP Wilson Heredia on 8/11/95 and OF Scott Podsednik on 10/2/95) for RHP Bobby Witt
8/31/95	ATL	A player to be named later (RHP Chris Seelbach on 9/17/95) for RHP Alejandro Peña
12/4/95	MIL	OF Juan Gonzalez for OF Chuck Carr
3/11/96	DET	INF Matt Brunson for RHP Randy Veres
7/31/96	NYN	RHP Mark Hutton for RHP David Weathers
8/8/96	TEX	RHP Ryan Dempster, and a player to be named later (RHP Rick Helling on 9/3/96) for RHP John Burkett
8/13/96	ATL	OF Roosevelt Brown for INF Terry Pendleton
8/21/96	BAL	A player to be named later (C Gregg Zaun on 8/23/96) for RHP Terry Mathews
11/21/96	SD	RHP Dustin Hermanson for INF Quilvio Veras
11/25/96	BOS	A player to be named later (RHP Bobby Rodgers on 12/10/96) for OF Jesús Tavaréz
11/25/96	MIL	A player to be named later (RHP Ed Collins on 12/10/96) for RHP Joel Adamson
12/13/96	ATL	RHP Martin Sánchez for RHP Yorkis Perez
3/26/97	MON	OF Cliff Floyd for OF Joe Orsulak and RHP Dustin Hermanson
7/18/97	SF	LHP Brandon Lease and INF Bobby Rector for RHP Pat Rapp
7/21/97	PHI	C Darren Daulton for INF Billy McMillon
7/27/97	COL	INF Craig Counsell for Mark Hutton
7/29/97	KC	C Matt Treanor for RHP Matt Whisenant
8/12/97	TEX	RHP Ed Vosberg for RHP Rick Helling
11/11/97	HOU	RHPs Oscar Henriquez and Manuel Barrios, and a player to be named later (RHP Mark Johnson on 12/16/97) for OF Moises Alou
11/18/97	CHC	Future considerations (cash considerations on 12/16/97) for OF Kurt Miller
11/18/97	ARI	OF Jesús Martínez for OF Devon White
11/18/97	SF	RHP Joe Fontenot, OF Mick Pageler, OF Mike Villano for RHP Robb Nen
11/20/97	SD	OF Chris Clark for RHP Ed Vosberg
11/20/97	KC	RHP Blaine Mull for OF Jeff Canine

DATE	TEAM	ACQUIRED...
12/15/97	SD	INF Derrek Lee, OF Rafael Medina and RHP Steve Hoff for RHP Kevin Brown
12/18/97	NYM	RHPs Fletcher Bates and Scott Comer for LHP Dennis Cook
12/19/97	OAK	OF Eric Ludwick for INF Kurt Abbott
2/6/98	NYM	LHP Jesús Sánchez, RHP A.J. Burnett, and two players to be named later (RHP Brandon Villafuerte on 3/20/98 and INF Cesar Crespo on 9/14/98) for LHP Al Leiter and INF Ralph Milliard
3/21/98	CIN	OF Eric Owens for a player to be named later (LHP Jesús Martínez on 3/26/98)
3/25/98	MIL	Cash considerations for OF Eric Owens
5/15/98	LAD	C Mike Piazza, INF Todd Zeile for INF Bobby Bonilla, OFs Gary Sheffield and Jim Eisenreich, C Charles Johnson and RHP Manuel Barrios
5/22/98	NYM	OF Preston Wilson, LHP Ed Yarnall and a player to be named later (LHP Geoff Goetz on 7/3/98) for C Mike Piazza
7/6/98	HOU	C Ramon Castro for RHP Jay Powell and C Scott Makarawicz
7/31/98	TEX	INF Jose Santos and RHP Daniel DeYoung for INF Todd Zeile
7/31/98	CHC	INF Kevin Orie, RHP Justin Speier and RHP Todd Noel for LHPs Félix Heredia and Steve Hoff
11/20/98	NYM	C Jorge Fabregas and cash considerations for RHP Oscar Henriquez
11/23/98	TEX	Future considerations for C Gregg Zaun
12/2/98	CIN	INF Guillermo Garcia for RHP Manuel Barrios
12/14/98	DET	Cash Considerations for C Alberto Blanco
12/14/98	STL	RHP Braden Looper, LHP Armando Almanza and INF Pablo Ozuna for INF Edgar Renteria
1/6/99	CIN	RHP Pat Watkins for INF Pedro Minaya
2/1/99	NYN	INF Mike Lowell for LHP Ed Yarnall and RHPs Todd Noel, Mark Johnson
3/29/99	COL	A player to be named later (RHP Kevin Gordon on 7/16/99) for RHP Pat Watkins
4/1/99	ATL	A player to be named later (LHP Matt Targac on 6/11/99) for RHP Justin Speier
4/20/99	CIN	Cash considerations for INF Guillermo Garcia
5/30/99	BOS	LHP Brian Parthenheimer for RHP Rob Stanifer
6/15/99	LAD	A player to be named later (LHP Ryan Moskau on 7/15/99) for INF Craig Counsell
7/9/99	ARI	RHPs Vladimir Núñez and Brad Penny, and a player to be named later (OF Abraham Núñez on 12/13/99) for RHP Matt Mantei
7/24/99	SF	RHPs Jason Grilli and Nate Bump for RHP Liván Hernández
7/31/99	DET	RHP Mike Drumright for RHP Brandon Villafuerte
11/12/99	LAD	Future considerations (cash considerations on 3/26/00) for INF Kevin Orie
11/15/99	SD	RHP Dan Miceli for RHP Brian Meadows
12/13/99	MIN	RHP Jared Camp for LHP Johan Santana
12/13/99	PIT	OF Brant Brown for OF Bruce Aven
12/15/99	KC	INF Sean McNally for OF Todd Dunwoody
3/25/00	CLE	RHP Steve Falteisek for RHP Victor Rodriguez
4/11/00	HOU	C Paul Bako for future considerations (cash considerations on 10/10/00)
5/11/00	OAK	LHP Ron Mahay for cash considerations
6/9/00	TEX	RHP Chuck Smith for OF Brant Brown
6/9/00	ARI	INF Andy Fox for OF Danny Bautista
7/26/00	CIN	RHP Manny Aybar for RHP Jorge Cordova
7/31/00	CHC	OF Henry Rodríguez and cash considerations for INF Ross Gload and LHP David Noyce
11/27/00	CWS	INF Amaury García for a player to be named later (RHP Mark Roberts on 12/11/00)
12/10/00	CWS	OF Jeff Abbott for OF Julio Ramirez



ALL-TIME TRADES

DATE	TEAM	ACQUIRED...	DATE	TEAM	ACQUIRED...
1/16/01	TOR	OF Chad Mottola for future considerations (cash considerations on 3/22/01)	11/20/06	NYM	RHPs Matt Lindstrom and Henry Owens for LHPs Adam Bostick and Jason Vargas
3/28/01	SD	RHP Matt Clement, RHP Omar Ortiz and OF Eric Owens for INF Cesar Crespo and OF Mark Kotsay	11/20/06	LAA	RHP Kevin Gregg for RHP Chris Resop
3/30/01	CHC	LHP Oswaldo Maitena for RHP Manny Aybar	3/26/07	ARI	RHP Jorge Julio for RHP Yusmeiro Petit
4/9/01	STL	OF John Mabry for cash considerations	3/30/07	OAK	C John Baker for INF Jason Stokes
8/6/01	COL	RHP Juan Acevedo for INF Joe Espada	5/4/07	COL	RHP Byung-Hyun Kim for RHP Jorge Julio
12/11/01	CHC	LHP Nate Teut for LHP Jesús Sanchez	5/31/07	SF	RHP Armando Benitez for RHP Randy Messenger
3/25/02	COL	Future considerations for RHP Chuck Smith	8/8/07	NYM	A player to be named later for OF Chad Hermansen
3/27/02	CHC	RHP Julian Tavarez, LHP Dontrelle Willis, C Ryan Jorgensen and RHP Jose Cueto for RHP Antonio Alfonseca and RHP Matt Clement	12/4/07	DET	RHP Burke Badenhop, RHP Eulogio De La Cruz, OF Cameron Maybin, LHP Andrew Miller, C Mike Rabelo and RHP Dallas Trahern for INF Miguel Cabrera and LHP Dontrelle Willis
6/25/02	MON	RHP Donnie Bridges for INF Brett Roneberg	12/6/07	SD	Cash considerations for RHP Carlos Guevara
7/11/02	CIN	OF Juan Encarnacion, INF Wilton Guerrero and RHP Ryan Snare for RHP Ryan Dempster	4/5/08	PHI	INF Wes Helms for cash
7/11/02	MON	LHP Graeme Lloyd, INF Mike Mordcaai, RHPs Carl Pavano and Justin Wayne and a player to be named later (RHP Don Levinski on 8/5/02) for OF Cliff Floyd, INF Wilton Guerrero and RHP Claudio Vargas	7/31/08	SEA	LHP Arthur Rhodes for RHP Gaby Hernández
11/18/02	COL	LHP Mike Hampton and OF Juan Pierre for C Charles Johnson, OF Preston Wilson, INF Pablo Ozuna and RHP Vic Darensbourg	10/30/08	KC	INF Mike Jacobs for RHP Leo Nuñez
11/18/02	ATL	RHP Tim Lincecum and RHP Ryan Baker for LHP Mike Hampton	11/11/08	WAS	INF Emilio Bonifacio, INF Jake Smolinski and RHP P.J. Dean for LHP Scott Olsen and OF Josh Willingham
1/11/03	DET	LHP Mark Redman for RHP Gary Knotts and LHPs Nate Robertson and Rob Henkel	11/13/08	CHC	RHP Jose Ceda for RHP Kevin Gregg
2/15/03	BOS	Cash considerations for INF/OF Kevin Millar	3/25/09	SD	RHP Eulogio De La Cruz for Player TBD
7/11/03	TEX	RHP Ugueth Urbina for INF Adrian Gonzalez, OF Will Smith, and RHP Ryan Snare	4/1/09	SF	RHP Hayden Penn for INF Robert Andino
7/31/03	BAL	INF/OF Jeff Conine for RHP Denny Bautista and RHP Don Levinski	4/1/09	KC	INF Ross Gload for Player TBD
11/25/03	CHC	INF Hee Seop Choi and a player to be named later (RHP Mike Nannini on 12/15/03) for INF Derrek Lee	4/29/09	WSH	RHP Kyle Gundersen for RHP Logan Kensing
12/13/03	LAD	A player to be named later (OF Travis Ezi on 12/25/03) for OF Juan Encarnacion	7/1/09	WSH	INF Nick Johnson for LHP Aaron Thompson
12/16/03	OAK	LHP Michael Neu and a player to be named later (LHP Bill Murphy on 12/23/03) for LHP Mark Redman	11/5/09	BOS	OF Jeremy Hermida for LHP Hunter Jones and LHP Jose Álvarez
4/3/04	SD	RHP Ben Howard for RHP Blaine Neal	12/9/09	HOU	INF Luis Bryan and RHP Robert Bono for RHP Matt Lindstrom
6/17/04	CWS	RHP Billy Koch for INF Wilson Valdez	3/30/10	DET	LHP Nate Robertson and cash for LHP Jay Voss
7/22/04	HOU	Cash considerations for RHP Darren Oliver	7/30/10	TEX	RHPs Evan Reed and Omar Poveda for INF Jorge Cantú
7/30/04	LAD	C Paul Lo Duca, RHP Guillermo Mota and OF Juan Encarnacion for RHP Brad Penny, LHP Bill Murphy and INF Hee Seop Choi	7/31/10	BAL	LHP Will Ohman for RHP Rick VandenHurk
7/31/04	KC	RHP Rudy Seanez for OF Abraham Nunez	11/12/10	BOS	LHP Dustin Richardson for LHP Andrew Miller
7/31/04	SD	RHP Ismael Valdez for RHP Travis Chick	11/13/10	SD	RHPs Edward Mujica and Ryan Webb for OF Cameron Maybin
12/13/04	BAL	LHP Luke Haggerty for future considerations (Major League Portion of Rule 5 Draft)	11/16/10	ATL	LHP Mike Dunn and INF Omar Infante for INF Dan Uggla
7/31/05	SEA	LHP Ron Villone for RHPs Yorman Bazardo and Mike Flannery	7/5/11	PIT	RHP Cesar Valdez for future considerations
11/24/05	NYM	INFs Mike Jacobs and Grant Pomas, RHP Yusmeiro Petit for INF Carlos Delgado and cash	7/5/11	BOS	OF Mike Cameron and cash for future considerations
11/24/05	BOS	INF Hanley Ramirez, RHPs Anibal Sánchez, Jesús Delgado, and Harvey Garcia for RHPs Josh Beckett, Guillermo Mota and INF Mike Lowell	8/6/11	COL	INF/OF Alfredo Amézaga for INF Jesús Merchan
12/2/05	MIN	RHPs Travis Bowyer and Scott Tyler for INF Luis Castillo	9/29/11	CWS	Manager Ozzie Guillen for RHP Jhan Mariñez and INF Ozzie Martinez
12/5/05	NYM	Two players to be named later (RHP Gabriel Hernández and OF Dante Brinkley on 12/9/05) for C Paul Lo Duca	11/22/11	SD	LHP Wade LeBlanc for C John Baker
12/7/05	CHC	RHPs Sergio Mitre, Ricky Nolasco, and LHP Renyel Pinto for OF Juan Pierre	12/12/11	TB	C Jake Jefferies for RHP Burke Badenhop
12/16/05	NYN	LHP Ben Juliano for LHP Ron Villone	1/4/12	CHC	RHP Carlos Zambrano and cash considerations for RHP Chris Volstad
1/6/06	COL	Cash considerations for INF Josh Wilson	7/4/12	HOU	OF Carlos Lee and cash considerations for INF Matt Dominguez and LHP Rob Rasmussen
3/28/06	CHC	RHP Todd Wellemeyer for RHP Lincoln Holdzkorn and LHP Zach McCormack	7/25/12	LAD	RHP Nathan Eovaldi and RHP Scott McGough for LHP Randy Choate and INF Hanley Ramirez
3/28/06	CIN	INF Carlos Piste for C Ryan Jorgensen	7/31/12	STL	INF Zack Cox for RHP Edward Mujica
5/26/06	CIN	OF Cody Ross for LHP Ben Kozlowski	7/31/12	PIT	OF Gorkys Hernández and 2013 competitive balance pick for INF Gaby Sánchez and RHP Kyle Kaminska
8/1/06	SD	RHP Jim Brower for LHP Matt Blank	10/20/12	ARI	INF Yordy Cabrera for RHP Heath Bell and cash considerations
			11/19/12	TOR	INF Adeiny Hechavarria, LHP Justin Nicolino, OF Jake Marisnick, RHP Henderson Álvarez, RHP Anthony DeSclafani, C Jeff Mathis and INF Yunel Escobar for INF Jose Reyes, RHP Josh Johnson, LHP Mark Buehrle, C John Buck, OF Emilio Bonifacio and cash
			12/4/12	TB	INF Derek Dietrich for INF Yunel Escobar
			7/6/13	LAD	RHP Steven Ames, RHP Angel Sánchez and RHP Josh Wall for RHP Ricky Nolasco
			7/22/13	KC	INF Alex McClure for OF Gorkys Hernández
			8/18/13	PIT	Future considerations for RHP Doug Mathis
			12/12/13	CHC	OF Brian Boguevich for OF Justin Ruggiano
			12/13/13	SEA	RHP Carter Capps for INF Logan Morrison

FRONT OFFICE

FIELD AND CLUBHOUSE STAFF

PLATERS

2017 IN REVIEW

CLUB HISTORY

POSTSEASON HISTORY

PLAYER DEVELOPMENT

2018 OPPONENTS

GENERAL INFORMATION



ALL-TIME TRADES

DATE TEAM ACQUIRED...

6/1/14	PIT	RHP Bryan Morris for 2014 competitive balance pick (39th overall)
7/31/14	HOU	RHP Jarred Cosart, INF Kike Hernández and OF Austin Wates for OF Jake Marisnick, INF Colin Moran, RHP Francis Martes and 2015 competitive balance pick
8/8/14	CHC	RHPs Jose Arias and Tyler Bremer for RHP Jacob Turner
8/31/14	NYG	Cash considerations for RHP Chaz Roe
11/17/14	LAD	Cash considerations or player to be named later for OF Kyle Jensen
11/28/14	KC	RHP Aaron Crow for LHP Brian Flynn and RHP Reid Redman
12/10/14	LAD	INF Dee Gordon, RHP Dan Haren, INF Miguel Rojas and cash considerations for C Austin Barnes, RHP Chris Hatcher, LHP Andre Heaney and INF Enrique Hernández
12/11/14	CWS	RHP Andre Rienzo for LHP Dan Jennings
12/11/14	CIN	RHP Mat Latos for RHP Anthony DeSclafani and C Chad Wallach
12/19/14	NYG	INF Martin Prado, RHP David Phelps and cash considerations for RHP Nathan Eovaldi, RHP Domingo German and INF Garrett Jones
12/20/14	SF	RHPs Kendry Flores and Luis Castillo for INF Casey McGehee
2/4/15	PIT	Cash considerations for RHP Arquimedes Caminero
7/15/15	LAD	LHP Chris Reed for LHP Grant Dayton
7/24/15	STL	RHP Kyle Barracough for RHP Steve Cishek
7/30/15	LAD	RHP Victor Araujo, RHP Jeff Brigham and RHP Kevin Guzman for RHP Mat Latos, OF Michael Morse and competitive balance pick
7/31/15	TEX	LHP Cody Ege and C Tomas Telis for RHP Sam Dyson
7/31/15	CHC	RHP Ivan Pineyro and INF Elliot Soto for RHP Dan Haren

DATE TEAM ACQUIRED...

10/24/15	PIT	RHP Richard Mitchell for RHP Trevor Williams
6/30/16	SD	RHP Fernando Rodney for RHP Chris Paddock
7/29/16	SD	RHPs Andrew Cashner, Tayron Guerrero and Colin Rea for RHPs Jarred Cosart, Carter Capps, Luis Castillo and INF Josh Naylor
8/1/16	SD	RHP Luis Castillo for RHP Colin Rea
8/6/16	ATL	LHP Hunter Cervenka for LHP Michael Mader and INF Anfernee Seymour
8/24/16	ATL	OF Jeff Francoeur for INF Matt Foley and two international bonus slots
1/19/17	CIN	RHP Dan Straily for RHPs Austin Brice and Luis Castillo, and OF Isaiah White
1/24/17	PHI	RHP Severino Gonzalez for future considerations
5/11/17	MIL	INF Nick Noonan for cash considerations
6/26/17	TB	OF Braxton Lee and RHP Ethan Clark for INF Adeiny Hechavarria
7/20/17	SEA	OF Brayan Hernandez, and RHPs Pablo Lopez, Brandon Miller and Lukas Schiraldi for RHP David Phelps
7/28/17	NYM	OF Ricardo Cespedes and RHP Merandy Gonzalez for RHP AJ Ramos
8/4/17	PIT	OF Eury Perez for cash considerations
8/19/17	TOR	RHP Osman Gutierrez for RHP Tom Koehler and cash considerations
12/7/17	SEA	RHPs Nick Neidert and Robert Dugger, and INF Christopher Torres for INF Dee Gordon
12/11/17	NYG	INF Starlin Castro, RHP Jorge Guzman and INF Jose Devers for OF Giancarlo Stanton and cash considerations
12/14/17	STL	OF Magneuris Sierra, RHPs Sandy Alcantara and Zac Gallen, and LHP Daniel Castano for OF Marcell Ozuna
1/25/18	MIL	OFs Lewis Brinson and Monte Harrison, INF Isan Diaz and RHP Jordan Yamamoto for OF Christian Yelich

RULE 5 DRAFT

YEAR	PLAYER(S) SELECTED (FROM)	PHASE	PLAYER(S) LOST (TO)	PHASE
1992	RHP Stan Spencer (Montreal)	MLB	C Jim McNamara (San Francisco)	MLB
	LHP Mike Myers (San Francisco)	MLB		
	OF Scott Pose (Cincinnati)	MLB		
1993	RHP Steve Long (New York-NL)	MLB	RHP Ryan Whitman (San Diego)	AAA
	RHP Antonio Alfonseca (Montreal)	AAA	3B Bryn Kosco (Colorado)	AAA
	LHP Mark Yockey (San Francisco)	AAA		
	RHP Don Perigny (Chicago-AL)	AAA		
	RHP Tom Paskievitch (San Diego)	AA		
1994	RHP Matt Mantei (Seattle)	MLB		
	LHP Matt Dunbar (New York-AL)	MLB		
	RHP Adrian Hollinger (San Diego)	AAA		
1995	LHP Keith Garagozzo (New York-AL)	AAA		
1996	LHP Hector Mercado (Houston)	AAA	RHP Will Cunnane (San Diego)	MLB
	RHP Joe Jacobsen (Los Angeles-NL)	AAA		
	RHP Brock Steinke (Houston)	AAA		
	C Ramsey Koeyers (Montreal)	AA		
1997	LHP David Pyc (Los Angeles-NL)	AAA	LHP Hector Mercado (Philadelphia)	MLB
			RHP Martin Sánchez (Arizona)	MLB
			OF Roosevelt Brown (Chicago-NL)	AAA
			OF Scott Podsednik (Texas)	AAA
			RHP Nigel Alejo (Milwaukee)	AAA
			3B Tony Darden (New York-NL)	AAA
		LHP Chad Miles (Detroit)	AAA	



RULE 5 DRAFT

YEAR	PLAYER(S) SELECTED (FROM)	PHASE	PLAYER(S) LOST (TO)	PHASE
1998	LHP Alberto Blanco (Houston)	MLB	RHP Eric Ludwick (Detroit)	MLB
	INF Benji Gil (Chicago-AL)	AAA	RHP Tim McClaskey (Seattle)	AAA
			LHP Scott DeWitt (Colorado)	AAA
			INF Ismael Reynoso (San Francisco)	AAA
1999	LHP Johan Santana (Houston)	MLB	LHP Gabe Gonzalez (Montreal)	AAA
	Wynter Phoenix (Los Angeles-NL)	AAA	RHP Aaron Cames (Los Angeles-NL)	AAA
2000			INF Joe Funaro (Seattle)	AAA
2001	LHP Jason Pruitt (Baltimore)	AA	INF Luis Ugueto (Pittsburgh)	MLB
			C Dominic Woody (Seattle)	AAA
2002	LHP Frank Gracesqui (Toronto)	AAA	RHP Elvis DeJesus (Boston)	AAA
	LHP Eric Reynolds (New York-AL)	AAA	RHP Marc Sauer (Oakland)	AAA
	RHP Daniel Griffin (Montreal)	AA	INF Marco Yezep (Montreal)	AAA
2003	INF Chris Bass (Pittsburgh)	AAA	RHP Jason Grilli (Chicago-AL)	MLB
	RHP Peter Bauer (Toronto)	AAA	LHP Chris Key (Seattle)	AAA
	OF Adam Bonner (Tampa Bay)	AAA		
	INF James Goelz (Boston)	AA		
2004	INF Mike Krga (Tampa Bay)	AA		
	RHP Rodrigo Rosario (Houston)	AAA	RHP Victor Prieto (Washington)	AAA
	RHP Josh Teekel (St. Louis)	AAA	RHP Ryan Warpinski (Chicago-AL)	AAA
	LHP Luke Lockwood (Washington)	AAA	OF Travis Ezi (Chicago-NL)	AAA
2005	OF Alejandro De Aza (Los Angeles-NL)	AAA	INF Matt Demarco (St. Louis)	AAA
			OF Jim Kavourias (Washington)	AA
	INF Dan Uggla (Arizona)	MLB		
	LHP Michael Megrew (Los Angeles-NL)	MLB		
2006	INF Agustin Septimo (Milwaukee)	AAA		
	INF Jose Ronda (Cincinnati)	AAA		
	RHP Jarrod Farrell (Tampa Bay)	AAA		
	RHP Christopher Young (Pittsburgh)	AAA		
	RHP Kevin Cave (Pittsburgh)	AA		
2007	INF Josh Labandeira (Washington)	AAA		
	RHP Cristhian Martinez (Detroit)	AAA		
	OF Lorenzo Scott Jr. (Baltimore)	AAA		
	RHP Carlos Guevara (Cincinnati)	MLB		
2008	INF Smelin Perez (Pittsburgh)	AAA		
	OF Daron Roberts (Chicago-AL)	AAA		
	RHP Kenny Fernández (Philadelphia)	AA		
	RHP Adalberto Mendez (Chicago-NL)	AA		
2009	LHP Zachary Kroenke (New York-AL)	MLB	LHP Matt Yourkin (San Francisco)	AAA
	RHP Ryan Klosterman (Toronto)	AAA		
	RHP Brett Harker (Philadelphia)	AAA		
2010	RHP Ronald Hill (Philadelphia)	AAA		
	LHP Anillins Martinez (Cleveland)	AAA	OF John Raynor (Pittsburgh)	AAA
2011			C Andy Jenkins (Texas)	AA
	INF Jaime Ortiz (Los Angeles-NL)	AAA		
2012	RHP Brent Allar (Baltimore)	AA		
	OF Donnie Webb (Cleveland)	AA		
2013	LHP Braulio Lara (Tampa Bay)	MLB		
	OF Alfredo Silverio (Los Angeles-NL)	MLB		
	INF Justin Bour (Chicago-NL)	AAA	OF Kevin Mattison (Milwaukee)	AAA
	OF Brady Shoemaker (Chicago-AL)	AAA		
2014	INF Tony Thompson (Oakland)	AAA		
	RHP Kelvin Castro (New York-AL)	AA		
	LHP Andrew McKirahan (Chicago-NL)	MLB	INF Mark Canha (Colorado)	MLB
	LHP Matthew Tomshaw (Minnesota)	AAA	RHP Ramon Del Orbe (San Francisco)	AAA
	INF Harold Riggins (Cincinnati)	AAA	RHP Jheyson Manzueta (Detroit)	AAA
2015	LHP Alexander Burgos (Detroit)	AAA	INF Hiram Martinez (Texas)	AAA
	RHP Patrick Johnson (Pittsburgh)	AAA	RHP Enderson Franco (Atlanta)	AAA
	C Maxx Tissenbaum (Tampa Bay)	AAA	INF Zack Cox (Washington)	AAA
	RHP Juan Caballero (St. Louis)	AA	RHP Felipe Gonzalez (Los Angeles-NL)	AAA
			LHP Chipper Smith (Baltimore)	AAA
			INF Viosegy Rosa (Oakland)	AAA
			RHP DJ Johnson (Los Angeles-AL)	AAA
2016			LHP Alexander Burgos (Los Angeles-NL)	AAA
	OF Cal Towe (Los Angeles-AL)	AAA	RHP Jose Adames (Cincinnati)	AAA
	LHP Nick Maronde (Cleveland)	AAA	RHP Sean Donatello (Detroit)	AAA
	INF Alex Yarbough (Los Angeles-AL)	AAA	RHP Matt Ramsey (Milwaukee)	AAA
2017	RHP Elieser Hernandez (Houston)	MLB	RHP Tyler Kinley (Minnesota)	AAA
	RHP Brett Graves (Oakland)	MLB	LHP Carlos Diaz (Oakland)	AAA
	C B.J. Lopez (Arizona)	AAA		
	C Sharif Othman (New York-AL)	AAA		
	INF Will Allen (Detroit)	AAA		
	RHP Brandon Barker (Baltimore)	AAA		

FRONT OFFICE
 FIELD AND CLUBHOUSE STAFF
 PLATERS
 2017 IN REVIEW
 CLUB HISTORY
 POSTSEASON HISTORY
 PLAYER DEVELOPMENT
 2018 OPPONENTS
 GENERAL INFORMATION



CREATION OF THE FRANCHISE

AUGUST 8, 1985 - Major League Baseball's new basic agreement permits the National League to expand by two teams to match the American League's 14.

OCTOBER 31, 1987 - U.S. Senators from eight states, including Florida, announce they have formed a congressional task force to investigate baseball expansion.

JUNE 15, 1989 - Baseball says it will announce a timetable for NL expansion within 90 days of the completion of a new basic agreement between the players and owners.

MARCH 7, 1990 - H. Wayne Huizenga announces he has purchased half of Joe Robbie Stadium and 15 percent of the Miami Dolphins for an estimated \$30 million. Huizenga states his intention to aggressively pursue an expansion franchise.

SEPTEMBER 13, 1990 - Dade County Commission repeals an ordinance that had limited Joe Robbie Stadium to 18 events a year.

SEPTEMBER 18, 1990 - The National League Expansion Committee hears presentations from all three South Florida groups and one from the Miami Beach Council.

DECEMBER 18, 1990 - The NL unveils a list of six possible sites. South Florida is included, along with Tampa-St. Petersburg, Orlando, Denver, Buffalo and Washington, D.C. From the South Florida interests, Huizenga's group is chosen.

JANUARY 26, 1991 - Renovations begin to transform Joe Robbie Stadium into a baseball stadium.

FEBRUARY 25, 1991 - The National League Expansion Committee tours Joe Robbie Stadium.

MARCH 30-31, 1991 - Joe Robbie Stadium hosts two exhibition games between the New York Yankees and the Baltimore Orioles, which draw 125,013 fans. This includes a Spring Training record 67,654 sellout on the first night.

JUNE 10, 1991 - Baseball Commissioner Fay Vincent announces Denver and South Florida as the two areas chosen by the expansion committee.

JUNE 12-13, 1991 - Major League owners meet in Santa Monica, Calif., and an ownership committee unanimously approves the two ownership groups. National League owners informally ratify Denver and South Florida.

JULY 5, 1991 - Owners unanimously approve the Florida Marlins and the Colorado Rockies as baseball's two newest franchises.

JULY 8, 1991 - Carl Barger, President of the Pittsburgh Pirates since 1987, is hired as the Marlins first President.

JULY 18, 1991 - Marlins unveil their new team logo before approximately 1,700 guests at Turnberry Isle & Country Club.

SEPTEMBER 18, 1991 - Dave Dombrowski, Montreal Expos General Manager, is named Executive Vice President and General Manager of the Marlins.

NOVEMBER 7, 1991 - Fredi Gonzalez is hired as the Marlins first Minor League manager.

DECEMBER 10, 1991 - Marlins obtain an agreement to join the Gulf Coast League's Central Division beginning in June of 1992. Carlos Tosca will manage the team.

DECEMBER 11, 1991 - Marlins sign a one-year agreement with the Erie (PA) Sailors of the New York-Penn League for 1992. The Short-Season team will begin play in June of 1992 with a 78-game schedule. Fredi Gonzalez is named to manage the club.

DECEMBER 16, 1991 - Clemente Nuñez, a 16-year-old right-handed pitcher from the Dominican Republic, is signed to a Minor League contract by scout Edmundo Borrome. The Marlins' first player is assigned to the Gulf Coast rookie league.

FEBRUARY 28, 1992 - Marlins hold first-ever tryout camp at Bucky Dent Baseball School in Delray Beach and sign Ryan Whitman, a 20-year-old right-handed pitcher from Palm Beach Gardens, to a Minor League contract. More than 600 baseball hopefuls participate in the camp.

MARCH 12, 1992 - Marlins kick off season ticket campaign, with tickets going on sale March 23.

MAY 2, 1992 - LHP Mark Stephens becomes the first player under contract with the Marlins to appear in a professional game. Stephens' contract is optioned to the Salinas Spurs of the California League.

MAY 18, 1992 - WQAM (560 AM) signs a four-year contract to become the official radio voice of the Florida Marlins.

JUNE 1, 1992 - Marlins select catcher Charles Johnson of the University of Miami with their first-ever, first-round draft pick in the June amateur draft.

JUNE 15, 1992 - Erie Sailors play the Marlins' first-ever Minor League game, losing 6-5 to the Jamestown Expos in 13 innings. John Lynch throws the first pitch, Brad Clem takes the first at-bat and later collects the first hit, and Lou Luca drives in Scott Samuels with the first run in Marlins' organizational history.

JULY 28, 1992 - The rookie league Gulf Coast Marlins win their 14th game in a row, the longest streak by any Minor League club during the 1992 season.

AUGUST 20, 1992 - WCMQ (1210 AM) signs a two-year contract to become the official Spanish radio voice of the Florida Marlins.

SEPTEMBER 3, 1992 - Erie qualifies for the New York-Penn League playoffs as the wild card entry. They beat the Hamilton Redbirds, 5-2, in a one-game playoff and move into the finals where they are swept by the Geneva Cubs, 6-3 and 7-4.

OCTOBER 19, 1992 - Marlins sign a two-year agreement with the Edmonton Trappers of the Pacific Coast League (Triple-A).

OCTOBER 21, 1992 - Marlins sign their first Triple-A player in right-handed pitcher Matt Turner. He is assigned to Edmonton and invited to 1993 Spring Training.

OCTOBER 23, 1992 - Marlins announce Rene Lachemann as their first manager. Lachemann, who signed a three-year deal, names his older brother Marcel as his pitching coach.

NOVEMBER 17, 1992 - Marlins make OF Nigel Wilson their first pick in the Expansion Draft and select 35 additional players, including Jeff Conine and Pat Rapp.

DECEMBER 7, 1992 - Marlins participate for the first time in the Rule 5 draft and select RHP Stanley Spencer, LHP Mike Myers and OF Scott Pose. They lose C Jim McNamara.

DECEMBER 8, 1992 - Marlins announce the signing of their first two free agents. Infielder Dave Magadan agrees for two years and veteran knuckleball pitcher Charlie Hough for one.

DECEMBER 9, 1992 - Marlins' President Carl Barger collapses during an owners meeting during the baseball winter meetings in Louisville, KY, and dies a few hours later in the Humana University Hospital due to a ruptured abdominal aortic aneurysm.

FEBRUARY 29, 1993 - Marlins dedicate their Brevard County training complex. Owner Wayne Huizenga announces the complex will be called the Carl F. Barger Complex at Viera.

MARCH 5, 1993 - Marlins defeat Houston, 12-8, in their inaugural Spring Training game. Jeff Conine hits Florida's first homer before a crowd of 6,696 at the Cocoa Expo Sports Complex.

APRIL 5, 1993 - Florida defeats the Los Angeles Dodgers, 6-3, to win their inaugural game before a sellout crowd of 42,334 spectators at Joe Robbie Stadium.



INAUGURAL SEASON INFORMATION

MAJOR LEAGUE EXPANSION DRAFT - NOVEMBER 17, 1992 IN NEW YORK, NY

Round 1

1. Nigel Wilson, OF (TOR); 2. Jose Martinez, RHP (NYM); 3. Bret Barberie, INF (MON); 4. Trevor Hoffman, RHP (CIN); 5. Pat Rapp, RHP (SF); 6. Greg Hibbard, LHP (CWS); 7. Chuck Carr, OF (STL); 8. Darrell Whitmore, OF (CLE); 9. Eric Helfand, C (OAK); 10. Bryan Harvey, RHP (CAL); 11. Jeff Conine, INF/OF (KC); 12. Kip Yaughn, RHP (BAL); 13. Jesus Tavarez, OF (SEA).

Round 2

14. Carl Everett, OF (NYY); 15. Dave Weathers, RHP (TOR); 16. John Johnstone, RHP (NYY); 17. Ramon Martinez, INF (PIT); 18. Steve Decker, C (SF); 19. Chris Carpenter, RHP (STL); 20. Jack Armstrong, RHP (CLE); 21. Scott Chiamparino, RHP (TEX); 22. Tom Edens, RHP (MIN); 23. Andres Berumen, RHP (KC); 24. Robert Person, RHP (CWS); 25. Jim Corsi, RHP (OAK); 26. Richie Lewis, RHP (BAL).

Round 3

27. Danny Jackson, LHP (PIT); 28. Bob Natal, C (MON); 29. Jamie McAndrew, RHP (LA); 30. Junior Félix, OF (CAL); 31. Kerwin Moore, OF (KC); 32. Ryan Bowen, RHP (HOU); 33. Scott Baker, LHP (STL); 34. Chris Donnels, INF (NYM); 35. Monty Fariss, OF (TEX); 36. Jeff Tabaka, LHP (MIL).

EXPANSION DRAFT-DAY TRADES

Marlins acquire INFs Gary Scott and Alex Arias from Chicago (NL) for LHP Greg Hibbard.
Marlins acquire LHPs Joel Adamson and Matt Whisenant from Philadelphia for LHP Danny Jackson.
Marlins acquire INF Walt Weiss from Oakland for C Eric Helfand and a player to be named later (LHP Scott Baker on 11/20/92).
Marlins acquire RHPs Brian Griffiths and Hector Carrasco from Houston for RHP Tom Edens.

OPENING DAY - APRIL 5, 1993

Joe Robbie Stadium - The Marlins played their first game in Franchise history on April 5, 1993. The day's festivities began with Hall of Famer Joe DiMaggio throwing out the first pitch. In addition, the Club retired the No. 5 in honor of their late president, Carl Barger. The Marlins defeated the Los Angeles Dodgers, 6-3, before a sellout crowd of 42,334 fans. Marlins starter Charlie Hough scattered six hits over six innings to pick up the Club's first win. Walt Weiss gave the Marlins a 2-0 lead in the second inning with a two-run triple. Jeff Conine went 4x4 and stole the first base in Marlins history. Bret Barberie collected Florida's first hit, a first-inning single to center. Bryan Harvey pitched a scoreless ninth to record the save.

FLORIDA MARLINS 6, LOS ANGELES DODGERS 3

	1	2	3	4	5	6	7	8	9	R	H	E	LOB
LOS ANGELES	0	0	0	0	2	1	0	0	0	3	8	2	7
FLORIDA	0	3	1	0	0	1	1	0	X	6	14	1	7

HP: Pulli 1B: West 2B: Williams 3B: Darling

TIME: 2:27 ATTENDANCE: 42,334

AB	R	H	RBI	BB	SO	Florida	AB	R	H	RBI	BB	SO
Jose Offerman SS	4	0	1	1	1	2 Scott Pose CF-LF	5	0	1	2	0	0
Brett Butler CF	4	0	0	0	0	2 Bret Barberie 2B	4	1	2	0	0	0
Darryl Strawberry RF	3	0	0	0	1	0 Junior Félix RF	4	0	1	0	0	1
Eric Davis LF	4	0	1	0	0	1 Orestes Destrade 1B	4	1	1	0	0	1
Tim Wallach 3B	4	1	1	1	0	1 Cris Carpenter P	0	0	0	0	0	0
Eric Karros 1B	3	1	1	0	1	0 Bryan Harvey P	0	0	0	0	0	0
Mike Piazza C	4	0	1	0	0	0 Dave Magadan 3B	4	0	1	0	0	0
Jody Reed 2B	4	1	2	1	0	1 Benito Santiago C	4	1	2	1	0	0
Orel Hershiser P	2	0	1	0	0	0 Jeff Conine LF-1B	4	2	4	0	0	0
Roger McDowell P	0	0	0	0	0	0 Walt Weiss SS	3	1	2	2	1	0
Lenny Harris PH	0	0	0	0	0	0 Charlie Hough P	2	0	0	0	0	1
Cory Snyder PH	1	0	0	0	0	0 Alex Arias PH	1	0	0	0	0	0
Ricky Tricek P	0	0	0	0	0	0 Luis Aquino P	0	0	0	0	0	0
Dave Hansen PH	1	0	0	0	0	0 Joe Klink P	0	0	0	0	0	0
Team Totals	34	3	8	3	3	7 Chuck Carr CF	1	0	0	0	0	0
						Team Totals	36	6	14	5	1	3

2B: Davis (1, off Hough), Karros (1, off Hough).

HR: Wallach (1, off Hough; 6th inn, 0 on, 1 out).

GIDP: Piazza (1).

DP: 2. Davis-Karros, Reed-Offerman-Karros.

E: Wallach (1), Reed (1).

2B: Destrade (1, off Hershiser).

3B: Weiss (1, off Hershiser).

GIDP: Destrade (1).

DP: 1. Magadan-Barberie-Destrade.

E: Félix (1).

SB: Conine (1, 3rd base off Tricek/Piazza).

CS: Pose (1, 2nd base by McDowell/Piazza).

Los Angeles	IP	H	R	ER	BB	SO
Hershiser (L, 0-1)	5.0	10	5	5	1	3
McDowell	1.0	0	0	0	0	0
Tricek	2.0	4	1	1	0	0

Florida	IP	H	R	ER	BB	SO
Hough, W (1-0)	6.0	6	3	3	3	4
Aquino	0.0	1	0	0	0	0
Klink	1.0	0	0	0	1	1
Carpenter	1.0	0	0	0	0	1
Harvey (S, 1)	1.0	1	0	0	0	1

FRONT OFFICE

FIELD AND
CLUBHOUSE STAFF

PLAYERS

2017 IN REVIEW

CLUB HISTORY

POSTSEASON HISTORY

PLAYER DEVELOPMENT

2018 OPPONENTS

GENERAL INFORMATION



OPENING DAY HISTORY

OPENING DAY LINEUPS

1993	1994	1995	1996	1997	1998				
Pose CF	Carr CF	Veras CF	Veras 2B	Castillo 2B	Floyd 2B				
Barberie 2B	Browne 2B	Arias 3B	White SS	Renteria CF	Renteria SS				
Félix RF	Sheffield RF	Sheffield RF	Sheffield RF	Sheffield RF	Jackson RF				
Destrade 1B	Destrade 1B	Conine 1B	Conine LF	Bonilla LF	Sheffield 3B				
Magadan 3B	Conine 3B	Pendleton LF	Pendleton 3B	Alou 3B	Kotsay LF				
Santiago C	Barberie C	Colbrunn 2B	Colbrunn 1B	White 1B	Johnson CF				
Conine LF	Santiago C	Johnson C	Johnson C	Conine C	Counsell 1B				
Weiss SS	Abbott SS	Carr C	Abbott CF	Johnson SS	Booty C				
Hough P	Hough P	Burkett P	Brown P	Brown P	Hernández P				
1999	2000	2001	2002	2003	2004				
Castillo 2B	Castillo 2B	Castillo 2B	Castillo 2B	Castillo 2B	Pierre 2B				
Gonzalez SS	Gonzalez SS	Owens SS	Wilson RF	Pierre CF	Castillo CF				
Kotsay RF	Floyd LF	Floyd LF	Floyd LF	Rodriguez LF	Cabrera C				
Lee 1B	Wilson CF	Wilson CF	Millar CF	Lee RF	Lowell 1B				
Dunwoody CF	Lowell 3B	Lowell 3B	Lowell 3B	Lowell 3B	Conine 3B				
Wilson LF	Millar 1B	Johnson 1B	Lee C	Encarnacion 1B	Choi RF				
Orie 3B	Brown 3B	Lee RF	Gonzalez 1B	Hollandsworth SS	Castro LF				
Redmond C	Redmond C	Gonzalez C	Redmond SS	Gonzalez C	Gonzalez SS				
Fernández P	Fernández P	Dempster P	Dempster P	Beckett P	Beckett P				
2005	2006	2007	2008	2009	2010				
Pierre CF	Ramírez CF	Ramírez SS	Ramírez SS	Bonifacio SS	Coghlan 3B				
Castillo 2B	Hermida RF	Ugla RF	Ugla 2B	Baker 2B	Maybin C				
Cabrera LF	Cabrera 3B	Cabrera 3B	Jacobs 3B	Ramírez 1B	Ramírez SS				
Delgado 1B	Jacobs 1B	Jacobs 1B	Willingham 1B	Cantú LF	Cantú 2B				
Lowell 3B	Willingham LF	Willingham LF	Cantú LF	Ugla 3B	Ugla 2B				
Lo Duca C	Ugla 2B	Borchard 2B	Ross CF	Hermida CF	Paulino LF				
Encarnacion RF	Olivo C	Olivo C	Gonzalez C	RF Ross	RF Ross				
Gonzalez SS	Reed CF	De Aza CF	Treanor CF	Maybin C	Sánchez CF				
Beckett P	Willis P	Willis P	Hendrickson P	Nolasco P	Johnson P				
2011	2012	2013	2014	2015	2016				
Coghlan CF	Reyes CF	Pierre SS	Yelich LF	Gordon LF	Gordon 2B				
Infante 2B	Bonifacio 2B	Coghlan CF	Baker CF	Yelich 2B	Ozuna CF				
Ramírez SS	Ramírez 3B	Stanton 3B	Stanton RF	Stanton RF	Yelich LF				
Stanton RF	Stanton RF	Polanco RF	McGehee 3B	Morse 3B	Stanton 1B				
Sánchez 1B	Morrison LF	Brantly LF	Jones C	Prado 1B	Prado 3B				
Morrison 1B	Sánchez 1B	Solano 2B	Saltalamacchia 2B	Ozuna C	Bour CF				
Buck C	Infante 2B	Kotchman 2B	Ozuna 1B	Saltalamacchia CF	C Realmuto				
Murphy 3B	Buck C	Hechavarria C	Hechavarria SS	Hechavarria SS	Hechavarria SS				
Johnson P	Johnson P	Nolasco P	Fernández P	Álvarez P	Chen P				
2017	Gordon 2B	Realmutto C	Yelich CF	Stanton RF	Bour 1B	Ozuna LF	Dietrich 3B	Hechavarria RF	Volquez P

INAUGURAL OPENING DAY ROSTER

Pitchers (11):	Luis Aquino, Jack Armstrong, Ryan Bowen, Cris Carpenter, Chris Hammond, Charlie Hough, Bryan Harvey, Trevor Hoffman, Joe Klink, Richie Lewis, Bob McClure.
Catchers (2):	Steve Decker, Benito Santiago
Infielders (6):	Alex Arias, Bret Barberie, Orestes Destrade, Dave Magadan, Rick Renteria, Walt Weiss
Outfielders (6):	Greg Biley, Chuck Carr, Jeff Conine, Monty Fariss, Junior Félix, Scott Pose
Disabled List (3):	RHP Jim Corsi, RHP Scott Chiamparino, RHP Kip Vaughn
Coaching Staff (6):	Rene Lachemann (Manager), Marcel Lachemann (Pitching Coach), Vada Pinson (First Base Coach), Doug Rader (Hitting Coach), Frank Reberger (Bullpen Coach), Cookie Rojas (Third Base Coach)



OPENING DAY HISTORY

OPENING DAY RESULTS

1993

LA 000 021 000 -- 3 8 2
 FLA 031 001 10x -- 6 14 1

WP-Hough LP-Hershiser Sv-Harvey
 ATT - 42,334

1996

PIT 010 000 030 -- 4 9 0
 FLA 000 000 000 -- 0 3 1

WP-Wagner LP-Brown Sv-None
 ATT - 41,815

1999

NYM 001 000 001 -- 2 9 0
 FLA 300 020 01x -- 6 12 0

WP-Fernández LP-Leiter Sv-None
 ATT - 38,983

2002

FLA 010 001 400 -- 6 8 0
 MON 000 100 033 -- 7 11 1

WP-Herges LP-Looper Sv-None
 ATT - 34,351

2005

ATL 000 000 000 -- 0 5 0
 FLA 520 002 00x -- 9 13 0

WP-Beckett LP-Smoltz Sv-None
 ATT - 57,405

2008

NYM 000 600 001 -- 7 10 0
 FLA 000 200 000 -- 2 5 1

WP-Santana LP-Hendrickson Sv-None
 ATT - 38,308

2011

NYM 000 000 200 -- 2 4 0
 FLA 000 410 01x -- 6 10 0

WP-Johnson LP-Pelfrey Sv-None
 ATT - 41,237

2014

COL 000 001 000 -- 1 6 0
 MIA 001 051 03x -- 10 14 0

WP-Fernández LP-De La Rosa Sv-None
 ATT - 37,116

2017

MIA 000 200 000 -- 2 6 0
 WSH 000 001 21x -- 4 9 0

WP-Strasburg LP-Phelps Sv-Treinen
 ATT - 42,744

1994

FLA 010 000 200 -- 3 5 3
 LA 200 000 11x -- 4 7 0

WP-Gott LP-Hernández Sv-Worrell
 ATT - 53,757

1997

CHI 000 000 002 -- 2 3 2
 FLA 011 020 00x -- 4 10 0

WP-Brown LP-Mulholland Sv-None
 ATT - 41,412

2000

SF 002 100 001 -- 4 10 2
 FLA 200 021 01x -- 6 12 0

WP-Fernández LP-Hernández Sv-Alfonseca
 ATT - 35,101

2003

PHI 115 100 000 -- 8 10 2
 FLA 000 002 120 -- 5 7 3

WP-Millwood LP-Beckett Sv-Mesa
 ATT - 37,137

2006

FLA 000 000 000 -- 0 5 2
 HOU 000 000 10x -- 1 4 0

WP-Oswalt LP-Johnson Sv-Lidge
 ATT - 43,666

2009

WSH 000 203 001 -- 6 9 2
 FLA 204 204 00x -- 12 12 0

WP-Nolasco LP-Lannan Sv-None
 ATT - 34,323

2012

STL 210 000 010 -- 4 13 0
 MIA 000 000 010 -- 1 4 0

WP-Lohse LP-Johnson Sv-Motte
 ATT - 36,601

2015

ATL 100 001 000 -- 2 6 0
 MIA 001 000 000 -- 1 8 0

WP-Teheran LP-Álvarez Sv-Grilli
 ATT - 36,969

1995

LA 200 030 300 -- 8 13 0
 FLA 110 000 014 -- 7 9 1

WP-Martinez LP-Burkett Sv-Seanez
 ATT - 42,125

1998

CHI 302 000 001 -- 6 9 1
 FLA 603 000 02x -- 11 14 2

WP-Hernández LP-Tapani Sv-None
 ATT - 41,126

2001

PHI 210 010 100 000 1 -- 6 12 1
 FLA 000 202 001 000 0 -- 5 8 1

WP-Telemaco LP-Núñez Sv-None
 ATT - 36,146

2004

MON 000 001 011 -- 3 8 1
 FLA 020 000 02x -- 4 10 0

WP-Perisho LP-Ayala Sv-Benitez
 ATT - 55,315

2007

FLA 120 301 200 -- 9 13 0
 WAS 000 101 000 -- 2 7 0

WP-Willis LP-Patterson Sv-None
 ATT - 40,389

2010

FLA 000 001 000 -- 1 6 3
 NYM 200 004 10x -- 7 9 1

WP-Santana LP-Johnson Sv-None
 ATT - 41,245

2013

MIA 000 000 000 -- 0 3 0
 WSH 100 100 00x -- 2 5 0

WP-Strasburg LP-Nolasco Sv-Soriano
 ATT - 45,274

2016

DET 130 010 002 01 8 12 1
 MIA 000 003 013 00 7 10 2

WP-VerHagen LP-Breslow Sv-Greene
 ATT - 36,911

FRONT OFFICE

FIELD AND
 CLUBHOUSE STAFF

PLAYERS

2017 IN REVIEW

CLUB HISTORY

POSTSEASON HISTORY

PLAYER DEVELOPMENT

2018 OPPONENTS

GENERAL INFORMATION



2017 MARLINS REPLAY REVIEWS

DATE	GAME	INNING	MGR./UMP.	PLAYER	INITIAL CALL	PLAY TYPE	UMPIRE	RESULT	TIME
4/6	@ WSH	B8	UMPIRE	R. Zimmerman	In play; Triple	Potential HR	Meals	Overtuned	2:36
4/6	@ WSH	T9	Mattingly	D. Gordon	Out at 1st	Force Play	Conroy	Confirmed	0:58
4/8	@ NYM	T7	Collins	C. Yelich	Safe at 1st	Force Play	Randazzo	Stands	1:35
4/9	@ NYM	T3	Mattingly	J. Realmuto	Out at 1st	Force Play	Drake	Overtuned	0:41
4/12	ATL	B1	Snitker	D. Gordon	Safe at 1st	Force Play	Hernandez	Overtuned	0:47
4/12	ATL	T8	Snitker	D. Swanson	Out at 2nd	Tag Play	Barksdale	Stands	2:18
4/13	NYM	T7	Mattingly	Y. Cespedes	Safe at home	Tag Play	Hernandez	Overtuned	1:32
4/13	NYM	T7	Collins	A. Ellis	No violation	Collision Rule	Hernandez	Confirmed	1:32
4/14	NYM	B7	Mattingly	M. Rojas	Out at home	Tag Play	Reyburn	Stands	1:45
4/16	NYM	B9	Mattingly	T. d'Arnaud	No violation	Collision Rule	T. Gibson	Confirmed	0:17
4/16	NYM	B9	Mattingly	M. Ozuna	Out at home	Tag Play	T. Gibson	Confirmed	0:17
4/22	@ SD	T7	Mattingly	D. Dietrich	Out at 1st	Force Play	Emmel	Overtuned	1:35
4/22	@ SD	T7	Green	J. Realmuto	Out at 2nd; no violation	Slide Rule	Wolcott	Confirmed	1:35
4/23	@ SD	B3	Green	M. Margot	Out at 2nd	Tag Play	Barry	Confirmed	1:01
4/27	@ PHI	B1	Mackanin	O. Herrera	Out at 3rd	Tag Play	T. Barrett	Stands	1:42
4/27	@ PHI	B8	Mattingly	M. Franco	Out at 2nd; no violation	Slide Rule	Tumpane	Confirmed	0:31
4/28	PIT	T2	Hurdle	G. Ngoepe	Out at 1st	Force Play	Timmons	Overtuned	1:31
4/28	PIT	T6	Hurdle	J. Bell	Out at 1st	Force Play	Timmons	Stands	1:41
5/1	TB	B1	Cash	D. Gordon	Safe at 3rd	Tag Play	Scheurwater	Stands	2:45
5/1	TB	T7	Mattingly	K. Kiermaier	Out at 2nd; no violation	Slide Rule	L. Barrett	Confirmed	2:57
5/3	@ TB	T7	Cash	I. Suzuki	Safe at 1st	Tag Play	Scheurwater	Overtuned	3:04
5/4	@ TB	T9	Mattingly	D. Dietrich	Out at 1st	Force Play	Reynolds	Confirmed	1:23
5/8	STL	B4	Mattingly	D. Dietrich	Out at 2nd	Tag Play	Porter	Stands	2:39
5/9	STL	T9	Matheny	K. Wong	Out at 1st	Force Play	Porter	Stands	2:19
5/26	LAA	B8	Scioscia	G. Stanton	Safe at home	Tag Play	Meals	Overtuned	1:18
5/27	LAA	B5	Scioscia	D. Gordon	Safe at 1st	Tag Play	Woodring	Overtuned	2:25
5/27	LAA	T8	Mattingly	C. Maybin	Safe at 3rd	Force Play	Meals	Confirmed	0:41
5/29	PHI	T6	Mackanin	T. Joseph	Foul ball	Fair/Foul	Eddings	Stands	1:21
6/1	ARI	T8	Mattingly	C. Herrmann	Safe at 2nd	Tag Play	Miller	Stands	2:17
6/1	ARI	T8	UMPIRE	R. Fuentes	Safe at 1st	Force Play	Hamari	Overtuned	0:55
6/3	ARI	T4	Mattingly	P. Goldschmidt	Safe at 1st	Tag Play	Danley	Overtuned	1:10
6/4	ARI	T4	UMPIRE	P. Goldschmidt	In play; Double	Potential HR	Tichenor	Confirmed	0:38
6/5	@ CHI	T8	Maddon	J. Riddle	Safe at 1st	Tag Play	Emmel	Overtuned	1:03
6/9	@ PIT	T1	Hurdle	D. Gordon	Safe at 2nd	Tag Play	Wolf	Overtuned	1:40
6/9	@ PIT	T6	Hurdle	D. Gordon	Safe at 2nd	Tag Play	Wolf	Confirmed	1:11
6/17	@ ATL	T6	Snitker	T. Moore	Safe at 2nd	Tag Play	Blaser	Confirmed	1:00
6/19	WSH	B5	Baker	C. Yelich	Safe at 3rd	Tag Play	Nauert	Overtuned	1:41
6/22	CHI	T5	Maddon	I. Happ	Out at 2nd	Tag Play	Cuzzi	Overtuned	1:17
6/24	CHI	B6	Mattingly	D. Gordon	Out at 3rd	Tag Play	Hallion	Confirmed	0:59
6/29	NYM	T3	Mattingly	C. Granderson	Safe at 1st	Force Play	Wegner	Stands	3:22
6/30	@ MIL	T9	Mattingly	J. Realmuto	Out at home	Tag Play	West	Confirmed	1:07
7/2	@ MIL	T5	Counsel	J. Riddle	Safe at 1st	Force Play	Libka	Overtuned	1:39
7/5	@ STL	T3	Matheny	J. Riddle	Safe at 1st	Force Play	Barry	Overtuned	1:13
7/7	@ SF	T4	Mattingly	C. Yelich	Out at 1st	Force Play	Ripperger	Overtuned	1:15
7/9	@ SF	B8	Mattingly	B. Belt	Safe at 3rd	Tag Play	Ripperger	Stands	1:09
7/18	PHI	B1	Mackanin	D. Gordon	Safe at 1st	Force Play	Hudson	Overtuned	1:14
7/23	@ CIN	B2	Price	A. Ellis	No violation	Collision Rule	Baker	Confirmed	0:58
7/23	@ CIN	B2	Price	T. Barnhart	Out at home	Tag Play	Baker	Confirmed	0:58
7/24	@ TEX	B3	Banister	S. Choo	Out at 2nd	Tag Play	Hoberg	Stands	2:34
7/26	@ TEX	T7	Banister	I. Suzuki	Safe at 1st	Tag Play	Woodring	Stands	1:44
7/28	CIN	T1	Mattingly	B. Hamilton	Safe at 2nd	Tag Play	Fletcher	Stands	1:12
7/29	CIN	B1	Price	D. Gordon	Safe at 2nd	Tag Play	Porter	Overtuned	1:22
8/4	@ ATL	B1	Mattingly	E. Inciarte	Safe at 2nd	Force Play	Miller	Overtuned	1:55
8/6	@ ATL	T6	Mattingly	D. Dietrich	Out at 2nd	Tag Play	Hamari	Overtuned	1:15
8/8	@ WSH	T2	Mattingly	T. Telis	Ball; No HBP	HBP	Gonzalez	Overtuned	1:22
8/8	@ WSH	T7	Baker	D. Gordon	Fan Interference	Fan Interference	Culbreth	Confirmed	1:24
8/9	@ WSH	T4	Baker	D. Dietrich	Safe at 1st	Force Play	Bucknor	Stands	1:20
8/10	@ WSH	T7	Mattingly	D. Gordon	Out at 2nd	Tag Play	Gonzalez	Stands	1:18
8/13	COL	T3	Mattingly	R. McMahon	Safe at 1st	Force Play	Randazzo	Overtuned	1:39
8/14	SF	B7	Mattingly	D. Dietrich	Out at home	Tag Play	Reynolds	Confirmed	0:34
8/16	SF	B7	Bochy	D. Gordon	Safe at 1st	Force Play	L. Barrett	Overtuned	1:51
8/18	@ NYM	B4	Mattingly	M. Reynolds	Safe at 1st	Force Play	Marquez	Overtuned	1:51
8/20	@ NYM	T3	Collins	A. Conley	Safe at 2nd	Force Play	Vanover	Overtuned	0:53
8/22	@ PHI	B1	UMPIRE	R. Hoskins	In play; Double	Potential HR	Mahrley	Overtuned	0:35

FRONT OFFICE

FIELD AND CLUBHOUSE STAFF

PLAYERS

2017 IN REVIEW

CLUB HISTORY

POSTSEASON HISTORY

PLAYER DEVELOPMENT

2018 OPPONENTS

GENERAL INFORMATION



2017 MARLINS REPLAY REVIEWS

DATE	GAME	INNING	MGR./UMP.	PLAYER	INITIAL CALL	PLAY TYPE	UMPIRE	RESULT	TIME
8/26	SD	T3	Mattingly	M. Margot	Safe at 1st	Force Play	May	Overtuned	0:38
8/31	PHI	T4	Mattingly	C. Rupp	Safe at 2nd	Tag Play	Ortiz	Overtuned	0:40
9/3	PHI	B7	Mackanin	M. Ozuna	Safe at 1st	Force Play	Gorman	Overtuned	0:48
9/4	WSH	B7	Baker	G. Stanton	Safe at 1st	Force Play	O'Nora	Overtuned	1:06
9/6	WSH	B3	Mattingly	D. Gordon	Out at 1st	Tag Play	Emmel	Confirmed	0:45
9/12	@ PHI	B5	Mattingly	N. Williams	Safe at 2nd	Tag Play	Mahrley	Overtuned	0:47
9/12	@ PHI	B9	Mattingly	C. Hernandez	Safe at home	Tag Play	Culbreth	Overtuned	1:55
9/16	@ MIL	B6	Counsell	J. Realmuto	Safe at 2nd	Tag Play	Miller	Stands	1:59
9/19	NYM	B1	Collins	C. Yelich	Safe at 1st	Force Play	Rackley	Overtuned	1:14
9/20	NYM	T3	Collins	P. Evans	Out at 1st	Force Play	Marquez	Overtuned	1:00
9/22	@ ARI	T7	Mattingly	J. Realmuto	Out at 2nd	Tag Play	Hoye	Overtuned	1:52
9/23	@ ARI	T4	Mattingly	C. Yelich	Out at home	Tag Play	Woodring	Overtuned	0:47
9/25	@ COL	T6	Black	O. Despaigne	Safe at 1st	Force Play	Iassogna	Overtuned	2:43
9/26	@ COL	B7	Mattingly	C. Gonzalez	Safe at 2nd	Tag Play	T. Gibson	Overtuned	1:10
9/27	@ COL	B2	Mattingly	T. Story	Safe at 2nd	Tag Play	Gorman	Overtuned	2:15
9/29	ATL	T8	Mattingly	T. Flowers	Safe at 1st	Force Play	Ripperger	Overtuned	0:59

MARLINS REVIEW PERCENTAGES

YEAR	TEAM	CHALLENGES	OVERTURNED	PERCENTAGE
2014	MIAMI MARLINS	27	19	70.4
2015	MIAMI MARLINS	31	19	61.3
2016	MIAMI MARLINS	56	35	62.5
2017	MIAMI MARLINS	35	18	51.4
TOTALS	MIAMI MARLINS	149	91	61.1

FIRST TIME IT HAPPENED-CLUB HISTORY

GAME:	4/5/93, 6-3 win vs. LAD
GAME (Spring Training):	3/5/93, 12-8 win vs. HOU (Cocoa Expo Sports Complex)
GAME (Postseason):	9/30/97, 2-1 win vs. SF (Edgar Renteria RBI-single in bottom of ninth)
GAME (NLCS):	10/7/97, 5-3 win at ATL
GAME (World Series):	10/18/97, 7-4 win vs. CLE
GAME (Extra Inning):	4/12/93 at SF (4-3 loss, 11 innings)
WIN:	4/5/93, 6-3 vs. LAD
WIN (Road):	4/14/93, 6-4 at SF
WIN (Extra Inning):	5/1/93 vs. COL (7-6, 12 innings)
WIN (Extra Inning on Road):	8/2/94 at CHC (3-2, 10 innings)
WIN (Last At-Bat):	4/28/93 at ATL (two-run top of the ninth, 3-1 win)
WIN (Come from Behind in Ninth):	6/7/93 at LAD (trailed 3-2, won 5-3)
WIN (1-0):	8/13/93 at STL (Charlie Hough and Bryan Harvey, six-hitter)
LOSS:	4/6/93, 4-2 vs. LAD
LOSS (Road):	4/12/93, 4-3 at SF (11 innings)
LOSS (Shutout):	4/18/93 at HOU (3-0 on Pete Harnisch & Doug Jones four-hitter)
LOSS (1-0):	5/10/93 at NYM (Bret Saberhagen, three-hitter)
SERIES WIN:	April 23-25, 1993 at COL (two games to one)
SERIES WIN (Home):	May 21-23, 1993 vs. CHC (two games to one)
SERIES SWEEP:	April 28-29, 1993 at ATL (two games)
SERIES SWEEP (Home):	June 10-13, 1993 vs. PIT (four games)
ROAD TRIP (Over .500):	April 23-29, 1993 (5-2... 2-1 at COL, 1-1 at CIN, 2-0 at ATL)
COMPLETE GAME (Opponent):	Armando Reynoso, 4/30/93 vs. COL (6-2 loss)
NO-HITTER (Opponent):	Ramon Martinez, 7/14/95 at LAD (7-0 loss)
GAME IN VESTS:	4/11/93 vs. SD (lost 6-2)
GAME IN BLACK HATS:	4/13/93 at SF (lost 3-1)
GAME IN BLACK PINSTripES:	3/31/03 vs. PHI (lost 5-8)
GAME IN BLACK JERSEYS:	4/4/03 at ATL (lost 7-12)



FIRST TIME IT HAPPENED-CLUB HISTORY

GAME IN ALTERNATE HOME JERSEYS:	4/3/03 vs. PHI (won 8-3)
EJECTION:	Doug Rader, 5/8/93 at NYM (3 rd inning by Steve Rippley)
EJECTION (Player):	Benito Santiago, 6/18/93 at PHI (5 th inning by Bruce Froemming)
EJECTION (Home):	Jim Lefebvre (CHC), 5/21/93 (6 th inning by Ed Rapuano)
TEAM LEAVES THE BENCH:	5/17/93 vs. PHI (after Alex Arias ejected by Dave West)
RAIN DELAY (Home):	5/19/93 vs. PHI (start delayed by seven minutes)
RAINFOUT (Home):	5/31/93 vs. SF
RAIN SHORTENED GAME:	9/14/93 vs. PIT (1-0 loss in six innings)
DOUBLEHEADER:	6/1/93 vs. SF (split, won 7-3 and lost 4-3)
DOUBLEHEADER (Day-Night):	6/8/97 at COL (split, lost 7-2 and won 9-1)
DOUBLEHEADER (Day-Night at Home):	6/15/97 vs. NYY (split, lost 8-5 and won 6-5)
ERROR:	Junior Félix, 4/5/93 vs. LAD (2 nd inning, dropped fly)
BATTER:	Scott Pose, 4/5/93 vs. LAD (grounded to second and reached on Jody Reed error)
BATTER (Postseason):	Devon White, 9/30/97 vs. SF (popped out to second)
BASE RUNNER:	Scott Pose, 4/5/93 vs. LAD (reached on Jody Reed error in 1 st inning)
BASE RUNNER (Postseason):	Gary Sheffield, 9/30/97 vs. SF (walk)
HIT:	Bret Barberie, 4/5/93 vs. LAD (1 st inning single to center off Orel Hershiser)
HIT (Postseason):	Bobby Bonilla, 9/30/97 vs. SF (1 st inning single to left off Kirk Rueter)
RUN:	Benito Santiago, 4/5/93 vs. LAD (scored on 2 nd inning triple by Walt Weiss)
RUN (Postseason):	Charles Johnson, 9/30/97 vs. SF (7 th inning solo HR)
RBI:	Walt Weiss, 4/5/93 vs. LAD (2 nd inning two-run triple)
RBI (Postseason):	Charles Johnson, 9/30/97 vs. SF (7 th inning solo HR)
EXTRA BASE HIT:	Walt Weiss, 4/5/93 vs. LAD (2 nd inning triple to right)
EXTRA BASE HIT (Postseason):	Charles Johnson, 9/30/97 vs. SF (solo HR to left)
EXTRA BASE HIT (By Pitcher):	Chris Hammond, 5/19/93 vs. PHI (double off Luis DeLeon)
DOUBLE:	Orestes Destrade, 4/5/93 vs. LAD (3 rd inning to left field)
DOUBLE (Postseason):	Gary Sheffield, 9/30/97 vs. SF (8 th inning to left field)
DOUBLE (Ground Rule):	Dave Magadan, 4/21/93 vs. ATL (7 th inning off John Smoltz)
TRIPLE:	Walt Weiss, 4/5/93 vs. LAD (2 nd inning off Orel Hershiser)
TRIPLE (Postseason):	Devon White, 10/25/97 vs. CLE (WS Game 6, 9 th inning)
HOME RUN:	Benito Santiago, 4/12/93 at SF (6 th inning, two-run HR off Trevor Wilson with a 1-1 count)
HOME RUN (Postseason):	Charles Johnson, 9/30/97 vs. SF (7 th inning, solo HR)
HOME RUN (At Sun Life Stadium):	Benito Santiago, 4/20/93 vs. ATL (off Greg Maddux)
HOME RUN (By Pitcher):	Chris Hammond, 6/6/93 at SD, (4 th inning, off Doug Brocail)
HOME RUN (Inside-the-Park):	Bret Barberie, 6/13/94 at STL (8 th inning off Mike Perez)
HOME RUN (Leadoff):	Chuck Carr, 6/1/93 (G2) vs. SF (off Bud Black)
HOME RUN (Game-Ending):	Chuck Carr, 8/9/94 vs. STL (9 th inning off Vicente Palacios)
HOME RUN (First MLB AB):	Mitch Lyden, 6/16/93 at CHC (Bautista...38 th in NL, 6 th in MLB)
HOME RUN (Pinch-Hit):	Gary Sheffield, 7/20/94 at CIN (8 th inning off Jeff Brantley)
HOME RUN (Solo):	Junior Félix, 4/17/93 at HOU (4 th inning off Darryl Kile)
HOME RUN (Postseason Solo):	Charles Johnson, 9/30/97 vs. SF (7 th inning, off Kirk Rueter)
HOME RUN (Two-run):	Benito Santiago, 4/12/93 at SF (6 th inning off Trevor Wilson)
HOME RUN (Postseason 2-run):	Bobby Bonilla, 10/1/97 vs. SF (1 st inning, Shawn Estes)
HOME RUN (Three-run):	Junior Félix, 4/23/93 at COL (3 rd inning off Bruce Ruffin)
HOME RUN (Postseason 3-run):	Moises Alou, 10/18/97 vs. CLE (4 th inning, Hershiser)
GRAND SLAM:	Junior Félix, 4/25/93 at COL (4 th inning off Scott Aldred)
GRAND SLAM (Postseason):	Devon White, 10/3/97 at SF (6 th inning off Wilson Álvarez)
GRAND SLAM (at Sun Life Stadium):	Jeff Conine, 5/1/93 vs. COL (off David Nied)
GRAND SLAM (Pinch-Hit):	Bruce Aven, 5/7/99 at LAD (off Alan Mills)
TWO HOMERS IN GAME:	Greg Briley, 6/1/93 (G1) vs. SF (off Bill Swift & Dave Burba)
TWO HOMERS IN INNING:	Gary Sheffield, 7/13/97 vs. PHI (Mark Leiter & Reggie Harris, 38 th time in MLB)
SACRIFICE:	Chris Hammond, 4/7/93 vs. LAD, 5 th inning (Walt Weiss to 2B)
SACRIFICE FLY:	Walt Weiss, 4/17/93 at HOU (2 nd inning off Darryl Kile, scores Alex Arias)
STOLEN BASE:	Jeff Conine, 4/5/93 vs. LAD, 8 th inning (third base)
CAUGHT STEALING:	Scott Pose, 4/5/93 vs. LAD, 6 th inning (second base by Mike Piazza)
DOUBLE STEAL:	Benito Santiago & Jeff Conine, 4/29/93 at ATL (4 th inning off Pete Smith)
PINCH-HITTER:	Alex Arias, 4/5/93 vs. LAD (6 th inning FC batting for Charlie Hough)
PINCH-HITTER (Pitcher):	Chris Hammond, 8/26/93 vs. HOU (struck out)
PINCH-HIT:	Rick Renteria, 4/14/93 at SF (RBI-single in 6 th inning off Dave Righetti)
PINCH-HIT DOUBLE:	Greg Briley, 5/11/93 at MON (7 th inning off Ken Hill, RBI)
OUT:	Junior Félix, 4/5/93 vs. LAD (1 st inning strikeout)
STRIKEOUT:	Junior Félix, 4/5/93 vs. LAD (1 st inning, Orel Hershiser)
BASE ON BALLS:	Walt Weiss, 4/5/93 vs. LAD (3 rd inning, Orel Hershiser)
INTENTIONAL WALK:	Walt Weiss, 4/9/93 vs. SD (6 th inning, Frank Seminara)
HIT BY PITCH:	Junior Félix, 4/21/93 vs. ATL (7 th inning, John Smoltz)
HIT INTO DOUBLE PLAY:	Bret Barberie, 4/5/93 vs. LAD (2 nd inning, lined out 7-3)
DOUBLE PLAY (GIDP):	Orestes Destrade, 4/5/93 vs. LAD (7 th inning, 4-6-3)
HIT INTO TRIPLE PLAY:	Chuck Carr, 9/29/93 vs. MON
REACHING VIA CATCHER INTERFERENCE:	Benito Santiago, 6/5/93 at SD (Kevin Higgins)



FIRST TIME IT HAPPENED-CLUB HISTORY

RUNNER HIT BY BATTED BALL:Gary Sheffield, 7/7/93 vs. PHI (hit by Rick Renteria)
SQUEEZE BUNT:Rick Renteria, 5/26/93 at PIT (9 th inning game-winner)
SQUEEZE BUNT BY PITCHER:Chris Hammond, 9/19/93 at CHC
MULTI-HOMER INNING:4/20/93 vs. ATL (Santiago and Arias off Greg Maddux, 9 th inning)
BATTING AROUND:4/17/93 at HOU (vs. Brian Williams & Eric Bell, seven runs)
PITCH:Charlie Hough, 4/5/93 vs. LAD (called strike at 2:11 pm - Jose Offerman)
PITCH (Postseason):Kevin Brown, 9/30/97 vs. SF (called strike 4:08 pm - Darryl Hamilton)
PITCH (World Series):Livan Hernández, 10/18/97 vs. CLE (called strike 8:10 pm - Bip Roberts)
WIN:Charlie Hough, 4/5/93 vs. LAD (6-3 final - 6.0,6.3,3,2,4)
SAVE:Bryan Harvey, 4/5/93 vs. LAD (1.0,1,0,0,0,1)
BLOWN SAVE:Bryan Harvey, 4/9/93 vs. SD (1.0,3,2,2,0,1)
STRIKEOUT:Charlie Hough, 4/5/93 vs. LAD (Jose Offerman in 1 st inning, three pitches)
STRIKE OUT THE SIDE:Jack Armstrong, 4/11/93 vs. SD (Gwynn, Garner, Sheffield in 5 th inning)
WALK:Charlie Hough, 4/5/93 vs. LAD (Eric Karros in 2 nd inning)

LAST TIME IT HAPPENED-CLUB HISTORY

INSIDE-THE-PARK HR BY MIA:J.T. Realmuto, 8/24/17 at PHI
INSIDE-THE-PARK HR BY OPP:Austin Kearns, 5/12/07 at WAS
TRIPLE PLAY TURNED BY MIA:Mike Lowell to D. Lee, 7/28/02 at MON (vs. Vladimir Guerrero)
TRIPLE PLAY HIT INTO BY MIA:Eric Owens, 8/1/02 vs. STL
MIA PLAYER HIT FOR CYCLE:No Marlins Player Has Hit for the Cycle
OPPONENT HIT FOR CYCLE:Todd Helton, 6/19/99 at COL
GRAND SLAM BY MIA:Justin Bour, 6/19/17 vs. WSH
GRAND SLAM BY OPP:Chris Iannetta, 9/22/17 at ARI
GRAND SLAM BY MIA PITCHER:Dontrelle Willis, 7/7/06 at NYM
PINCH-HIT HR BY MIA:Dee Gordon, 9/10/17 at ATL
PINCH-HIT HR BY OPP:Adonis García, 10/1/17 vs. ATL
BACK-TO-BACK HR BY MIA:A.J. Ellis & Miguel Rojas, 9/20/17 vs. NYM
BACK-TO-BACK HR BY OPP:Mark Reynolds & Nick Hundley, 6/20/16 vs. COL
MIA BACK-TO-BACK-TO-BACK HR:D. Lee, C. Floyd, K. Orie, 8/26/98 at STL
OPP BACK-TO-BACK-TO-BACK HR:C. Jones, Teixeira, McCann, 4/17/08 vs. ATL
HR BY MIA PITCHER:José Fernández, 7/2/15 vs. SF
HR BY OPP PITCHER:Stephen Strasburg, 8/30/17 at WSH
MIA STEAL OF HOME:Jose Reyes, 5/16/12 at ATL
TWO STEALS IN AN INNING BY MIA:Dee Gordon, 7/22/17 at CIN (1st inning)
NO-HITTER BY MIA PITCHER:Edinson Volquez, 6/3/17 vs. ARI
NO-HITTER BY OPP PITCHER:Jordan Zimmermann, 9/28/14 at WSH
ONE-HITTER BY MIA PITCHER:Anibal Sánchez, 9/10/11 at PIT
ONE-HITTER BY OPP PITCHER:Matt Garza, 6/26/08 vs. TB
ONE-HITTER (COMBINED) BY MIA:Ureña, Phelps, Wittgren, Ramos, 5/7/17 at NYM
ONE-HITTER (COMBINED) BY OPP:Moore, Badenhop, Gomes, 6/15/12 at TB
TWO-HITTER BY MIA PITCHER:Henderson Álvarez, 4/19/14 vs. SEA
TWO-HITTER BY OPP:Max Scherzer, 6/21/17 vs. WSH
TWO-HITTER (COMBINED) BY MIA:Conley, Wittgren, Barraclough, Phelps, McGowan, 6/17/16 vs. COL
TWO-HITTER (COMBINED) BY OPP:Leiter, García, Neris, 8/23/17 at PHI
TWO HOME RUN GAME BY MIA:Giancarlo Stanton, 9/28/17 vs. ATL
TWO HOME RUN GAME BY OPP:Chris Iannetta, 9/22/17 at ARI
THREE HOME RUN GAME BY MIA:Cody Ross, 9/11/06 vs. NYM
THREE HOME RUN GAME BY OPP:Bryce Harper, 5/6/15 at WSH
FOUR STOLEN BASES IN AN INNING:4/18/03 at NYM (4th inning)
CONSECUTIVE MULTI-HR GAMES:Giancarlo Stanton, 7/5/16-7/6/16
MULTI-RBI GAME BY MIA PITCHER:Vance Worley, 8/13/17 vs. COL (2 RBI)
FOUR-RBI GAME BY MIA PITCHER:Dontrelle Willis, 7/7/06 at NYM
MULTI-HIT GAME BY MIA PITCHER:José Fernández (2x2), 8/24/16 vs. KC
THREE-HIT GAME BY MIA PITCHER:Henderson Álvarez (3x4), 7/6/14 at STL
MULTI-HIT INNING BY MIA:Ichiro Suzuki, 9/18/17 vs. NYM (5th inning)
FIVE-HIT GAME BY MIA:Christian Yelich, 10/3/15 at PHI
FOUR-STRIKEOUT INNING BY MIA PITCHER:A.J. Burnett, 7/5/02 NYM (1st inning)
WALK-OFF HOMER BY MIA:J.T. Realmuto, 9/19/17 vs. NYM
WALK-OFF HOMER BY OPP:Lane Adams, 9/10/17 at ATL
LEADOFF HOMER BY MIA:Dee Gordon, 7/26/17 at TEX
BATTED AROUND BY MIA:9/30/17 vs. ATL (1st inning)
STOLEN BASE BY MIA PITCHER:None
STOLEN BASE BY OPP PITCHER:Jae Seo, 7/9/04 vs. NYM

FRONT OFFICE
FIELD AND CLUBHOUSE STAFF
PLANTERS
2017 IN REVIEW
CLUB HISTORY
POSTSEASON HISTORY
PLAYER DEVELOPMENT
2018 OPPONENTS
GENERAL INFORMATION



LAST TIME IT HAPPENED-CLUB HISTORY

PINCH HIT BY MIA PITCHER:	Vance Worley, 8/1/17 vs. WSH
MIA POSITION PLAYER TO PITCH:	Ichiro Suzuki, 10/4/15 at PHI (1.0 IP, 2 H, R, ER)
MARLIN TO HOMER IN FIRST ML AT-BAT:	Jeremy Hermida, 8/31/05 vs. STL
GAME-ENDING WALK BY MIA:	Mike Cameron, 9/4/11 vs. PHI
GAME-ENDING WALK BY OPP:	Jay Payton, 5/24/02 at NYM (10th inning)
FOUR WALKS IN A GAME BY MIA:	Giancarlo Stanton, 9/19/17 vs. NYM

FIRST TIME IT HAPPENED-MARLINS PARK

MLB GAME:	Wednesday, April 4, 2012 vs. STL (L, 1-4)
PITCH:	Josh Johnson (MIA) at 7:15 PM EST
MLB EXHIBITION:	Sunday, April 1, 2012 vs. NYY (L, 8-10)
MARLINS EXHIBITION (Overall):	Tuesday, March 6, 2012 vs. University of Miami (W, 7-6)
EXHIBITION GAME (Overall):	Monday, March 5, 2012; Columbus HS vs. Belen Jesuit HS (Columbus, 6-4)
EXTRA-INNING GAME:	4/13/12 vs. HOU (W, 5-4 in 11 innings)
SHUTOUT:	4/27/12 vs. ARI (L, 0-5)
1-0 GAME:	5/18/13 vs. ARI (L, 0-1)
DOUBLEHEADER:	---
SERIES WIN:	STL (1-0 on April 4, 2012)
SERIES SWEEP:	4/4/12 by STL (1-0)
COMPLETE GAME:	Joe Saunders (ARI), 4/27/12 vs. ARI
NO-HITTER:	Henderson Álvarez (MIA), 9/29/13 vs. DET
EJECTION (Manager/Coach):	Ozzie Guillen (MIA), 6/26/12 vs. STL
BY OPPONENT:	---
EJECTION (Player):	Frank Francisco (NYM), 5/13/12
ERROR:	Carlos Lee (HOU), 4/13/12 (throwing)
BATTER:	Rafael Furcal (STL), 4/4/12
OUT:	Rafael Furcal (STL), 4/4/12 (1st inning ground out)
PITCHING CHANGE:	Mike Dunn (MIA) for Josh Johnson, 4/4/12 vs. STL (7th inning)
BY OPPONENT:	Fernando Salas (STL) for Kyle Lohse, 4/4/12 (8th inning)
BASE RUNNER:	Carlos Beltran (STL), 4/4/12 (single in 1st inning)
HIT:	Single by Carlos Beltran (STL), 4/4/12 (1st inning)
RUN SCORED:	Carlos Beltran (STL), 4/4/12 (1st inning)
RBI:	David Freese (STL), 4/4/12 (two-run single)
SINGLE:	Carlos Beltran (STL), 4/4/12 (1st inning)
EXTRA-BASE HIT:	Lance Berkman (STL), 4/4/12 (1st inning)
EXTRA-BASE HIT (By Pitcher):	Anibal Sánchez (MIA), 4/15/12 vs. HOU (triple)
BY OPPOSING PITCHER:	Jordan Zimmermann (WSH), 5/28/12 (solo home run, 3rd inning)
DOUBLE:	Lance Berkman (STL), 4/4/12 (1st inning)
TRIPLE:	Anibal Sánchez (MIA), 4/15/12 vs. HOU (5th inning)
BY OPPONENT:	Darwin Barney (CHC), 4/19/12 (2nd inning)
HOME RUN:	J.D. Martinez (HOU), 4/13/12 (two-run HR, 8th inning, off Edward Mujica)
HOME RUN (By Pitcher):	Jordan Zimmermann (WSH), 5/28/12 (solo, 3rd inning, off Carlos Zambrano)
HOME RUN (Inside-the-Park):	Dee Gordon (MIA), 6/30/15 (three-run HR, 2nd inning, off Ryan Vogelsong)
HOME RUN (Leadoff):	Juan Pierre (MIA), 5/16/13 vs. ARI
HOME RUN (First MLB AB):	---
HOME RUN (Pinch-Hit):	Donnie Murphy (MIA), 4/30/12 vs. ARI (two-run, 5th inning, off Patrick Corbin)
BY OPPONENT:	Laynce Nix (WSH), April 14, 2013 vs. WSH (one-run, 9th inning, off Jon Rauch)
HOME RUN (Solo):	Omar Infante (MIA), 4/15/12 vs. HOU (2nd inning, off J.A. Happ)
HOME RUN (Two-run):	J.D. Martinez (HOU), 4/13/12 (8th inning, off Edward Mujica)
HOME RUN (Three-run):	Hanley Ramirez (MIA), 4/17/12 vs. CHC (8th inning, off Rafael Dolis)
GRAND SLAM:	Giancarlo Stanton (MIA), 5/13/12 vs. NYM (9th inning, off Manny Acosta)
GRAND SLAM (Pinch-Hit):	---
INSIDE-THE-PARK HR BY MIA:	J.T. Realmuto (9/8/15 vs. MIL)
TEAM MULTI-HOMER GAME:	MIA (two), 4/15/12 vs. HOU (Omar Infante & Hanley Ramirez)
BY OPPONENT:	ARI (two), 4/30/12 (Cody Ransom & Justin Upton)
TEAM MULTI-HOMER INNING:	ATL (two), 6/7/12 (9th inning; Jason Heyward & Michael Bourne)
INDIVIDUAL MULTI-HOMER GAME:	Dan Uggla (ATL), 6/5/12 (two, 4th & 9th innings)
INDIVIDUAL MULTI-HOMER INNING:	---
DOUBLE PLAY:	4/4/12 vs. STL (3rd inning; line-out 5-3 by Yadier Molina, David Freese doubled off 1B)
BY OPPONENT:	4/4/12 vs. STL (4th inning; 5-4-3 by Hanley Ramirez, Emilio Bonifacio out at 2B)
SACRIFICE:	Kyle Lohse (STL), 4/4/12 (2nd inning, bunt)
STOLEN BASE:	Rafael Furcal (STL), 4/4/12 (5th inning, second base)
CAUGHT STEALING:	Jon Jay (STL), 4/4/12 (4th inning, at second base by John Buck-Jose Reyes)
PINCH HITTER:	Chris Coghlan (MIA), 4/4/12 vs. STL (6th inning, 4-3 ground out for Josh Johnson)
BY OPPONENT:	Justin Maxwell (HOU), 4/13/12 (5th inning, struck out swinging for Lucas Harrell)
PINCH HITTER (Pitcher):	Joe Kelly (STL), 6/25/12 (10th inning, infield single for Victor Marte)



FRONT OFFICE
 FIELD AND CLUBHOUSE STAFF
 PLAYERS
 2017 IN REVIEW
CLUB HISTORY
 POSTSEASON HISTORY
 PLAYER DEVELOPMENT
 2018 OPPONENTS
 GENERAL INFORMATION

FIRST TIME IT HAPPENED-MARLINS PARK

PINCH-HIT:	Logan Morrison (MIA), 4/13/12 vs. HOU (6th inning, single for Mike Dunn)
BY OPPONENT:	Travis Buck (HOU), 4/14/12 (9th inning, single for Rhiner Cruz)
STRIKEOUT (BATTER AND PITCHER):	Josh Johnson (MIA), 4/4/12 vs. STL (3rd inning, by Kyle Lohse)
BY OPPONENT:	Daniel Descalzo (STL), 4/4/12 (4th inning, by Josh Johnson)
BASE ON BALLS (BATTER AND PITCHER, UNINTENTIONAL):	Daniel Descalzo (STL) by Josh Johnson, 4/4/12 (2nd inning)
BY OPPONENT:	Lucas Harrell (HOU) to Jose Reyes, 4/13/12 (2nd inning)
INTENTIONAL WALK (BATTER AND PITCHER):	Lance Berkman (STL) by Josh Johnson, 4/4/12 (5th inning)
BY OPPONENT:	David Carpenter (HOU) to Jose Reyes, 4/15/12 (11th inning)
HIT BY PITCH (BATTER AND PITCHER):	Emilio Bonifacio by Kyle Lohse (STL), 4/4/12 (4th inning)
BY OPPONENT:	Brian Bogusevic (HOU) by Anibal Sánchez, 4/15/12 (6th inning)
WINNING PITCHER:	Kyle Lohse (STL), 4/4/12
SAVE:	Jason Motte (STL), 4/4/12
BLOWN SAVE:	Edward Mujica, 4/13/12 vs. HOU
BY OPPONENT:	Wilton Lopez (HOU), 4/15/12
STRIKE OUT THE SIDE:	Mike Dunn, 4/15/12 vs. HOU (8th inning)
BY OPPONENT:	David Hernández (ARI), 4/28/12 (8th inning)
RUN (Unearned):	Emilio Bonifacio, 4/14/12 vs. HOU (3rd inning)
BY OPPONENT:	Jordan Schafer (HOU), 4/14/12 (9th inning)
WILD PITCH:	Lucas Harrell (HOU), 4/13/12 (2nd inning)
BALK:	Steve Cishek, 6/23/12 vs. TOR
BY OPPONENT:	Brandon McCarthy, 5/18/13 vs. ARI
POSITION PLAYER TO PITCH:	---

ATTENDANCE RECORDS

OVERALL YEAR-BY-YEAR ATTENDANCE

YEAR	ATTENDANCE	DATES	SUN LIFE STADIUM		LARGEST CROWD
			AVERAGE		
1993	3,064,847	80	38,311		45,900 - Sunday, October 3 vs. NYM
1994	1,937,467	59	32,838		45,037 - Sunday, July 3 vs. ATL
1995	1,700,466	70	24,292		42,125 - Tuesday, April 25 vs. LA
1996	1,746,767	80	21,835		41,815 - Monday, April 1 vs. PIT
1997	2,364,387	80	29,555		44,176 - Sunday, September 21 vs. NYM
1998	1,750,395	79	22,157		45,170 - Tuesday, September 2 vs. STL
1999	1,369,421	78	17,557		42,110 - Saturday, June 12 vs. NYY
2000	1,218,326	80	15,229		35,392 - Saturday, August 26 vs. CIN
2001	1,261,220	80	15,765		44,313 - Friday, July 13 vs. NYY
2002	813,111	81	10,038		33,291 - Saturday, June 1 vs. NYM
2003	1,303,214	80	16,290		40,414 - Saturday, September 13 vs. ATL
2004	1,723,105	78	22,091		55,315 - Tuesday, April 6 vs. MON
2005	1,852,608	81	22,872		57,405 - Tuesday, April 5 vs. ATL
2006	1,164,134	81	14,372		38,014 - Saturday, July 1 vs. BOS
2007	1,370,511	81	16,920		42,817 - Saturday, August 18 vs. SF
2008	1,335,079	80	16,688		39,124 - Saturday, August 16 vs. CHC
2009	1,464,109	78	18,771		46,427 - Saturday, June 20 vs. NYY
2010	1,535,226	81	18,953		40,666 - Friday, April 9 vs. LAD
2011	1,520,562	77	19,747		41,237 - Friday, April 1 vs. NYM
TOTALS	30,494,955	1,484	20,549		57,405 - Tuesday, April 5, 2005 vs. ATL

YEAR	ATTENDANCE	DATES	MARLINS PARK		LARGEST CROWD
			AVERAGE		
2012	2,219,444	81	27,401		36,711 - Wednesday, July 25 vs. ATL
2013	1,586,322	81	19,585		34,439 - Monday, April 8 vs. ATL
2014	1,732,283	81	21,386		37,116 - Monday, March 31 vs. COL
2015	1,752,235	81	21,633		36,969 - Monday, April 6 vs. ATL
2016	1,712,417	80	21,405		36,911 - Tuesday, April 5 vs. DET
2017	1,651,997	81	20,395		36,519 - Tuesday, April 11 vs. ATL
TOTALS	10,654,698	485	21,968		37,116 - Monday, March 31, 2014 vs. COL

YEARS	ATTENDANCE	DATES	OVERALL TOTALS		LARGEST CROWD
			AVERAGE		
1993-2017	41,149,653	1,969	20,899		57,405 - Tuesday, April 5, 2005 vs. ATL

FRONT OFFICE
FIELD AND
CLUBHOUSE STAFF
PLAYERS
2017 IN REVIEW

CLUB HISTORY

POSTSEASON HISTORY

PLAYER DEVELOPMENT

2018 OPPONENTS

GENERAL INFORMATION



ATTENDANCE RECORDS AS MIAMI MARLINS

SERIES RECORDS AT MARLINS PARK

TEAM	2-GAME SERIES	3-GAME SERIES	4-GAME SERIES
Arizona	---	52,436 (May 17-19, 2013)	131,398 (April 27-30, 2012)
Atlanta	42,603 (June 21-22, 2016)	91,346 (July 23-25, 2012)	77,983 (September 9-12, 2013)
Baltimore	---	65,167 (May 22-24, 2015)	---
Boston	57,992 (August 11-12, 2015)	---	---
Chicago (AL)	---	95,698 (June 11-13, 2012)	---
Chicago (NL)	---	73,435 (April 17-19, 2012)	106,451 (June 23-26, 2016)
Cincinnati	---	79,596 (September 14-16, 2012)	90,332 (July 31-August 3, 2014)
Cleveland	---	65,805 (August 2-4, 2013)	---
Colorado	---	71,382 (May 21-23, 2012)	84,266 (March 31-April 3, 2014)
Detroit	54,794 (April 5-6, 2016)	84,057 (September 27-29, 2013)	---
Houston	---	96,060 (April 13-15, 2012)	---
Kansas City	---	55,452 (August 23-25, 2016)	---
Los Angeles (AL)	---	---	---
Los Angeles (NL)	---	84,199 (August 10-12, 2012)	103,422 (August 19-22, 2013)
Milwaukee	---	66,705 (May 23-25, 2014)	86,789 (September 3-6, 2012)
Minnesota	29,899 (June 25-26, 2013)	---	---
New York (AL)	67,044 (June 15-16, 2015)	---	---
New York (NL)	---	89,536 (May 11-13, 2012)	89,174 (June 19-22, 2014)
Oakland	---	59,941 (June 27-29, 2014)	---
Philadelphia	---	91,284 (June 29-July 1, 2012)	---
Pittsburgh	49,908 (May 14-15, 2012)	66,202 (June 13-15, 2014)	71,525 (August 24-27, 2015)
St. Louis	---	81,210 (June 25-27, 2012)	---
San Diego	---	77,292 (July 27-29, 2012)	68,211 (June 28-July 1, 2013)
San Francisco	---	73,932 (August 16-18, 2013)	112,084 (May 24-27, 2012)
Seattle	---	65,619 (April 18-20, 2014)	---
Tampa Bay	39,870 (May 29-30, 2013)	91,702 (June 8-10, 2012)	---
Texas	36,949 (August 19-20, 2014)	---	---
Toronto	---	74,723 (June 22-24, 2012)	---
Washington	49,786 (August 28-29, 2012)	81,721 (May 28-30, 2012)	118,935 (July 13-16, 2012)

10 LARGEST REGULAR SEASON HOME CROWDS

NO.	ATT.	DATE	OPP.
1.	37,116	3/31/14	Colorado
2.	36,969	4/6/15	Atlanta
3.	36,911	4/5/16	Detroit
4.	36,711	7/25/12	Atlanta
5.	36,601	4/4/12	St. Louis
6.	36,519	4/11/17	Atlanta
7.	35,188	4/5/14	San Diego
8.	34,918	4/29/12	Arizona
9.	34,439	4/8/13	Atlanta
10.	34,232	4/15/12	Houston

MONTHLY HOME ATTENDANCE RECORDS

MONTH	ATT.	YEAR	DATES
April	337,494	2012	11
May	404,631	2012	15
June	472,650	2012	17
July	319,122	2012	11
August	331,852	2013	14
September	377,155	2012	15
October	81,670	2012	3

HOME GAMES PLAYED AT DIFFERENT LOCATIONS

DATE	OPP.	NOTE
9/15/17	MIL	At Miller Park - Hurricane Irma
9/16/17	MIL	At Miller Park - Hurricane Irma
9/17/17	MIL	At Miller Park - Hurricane Irma

SUSPENDED GAMES AT MARLINS PARK

DATE	OPP.	NOTE
-	-	-

FRONT OFFICE
 FIELD AND CLUBHOUSE STAFF
 PLAYERS
 2017 IN REVIEW
 CLUB HISTORY
 POSTSEASON HISTORY
 PLAYER DEVELOPMENT
 2018 OPPONENTS
 GENERAL INFORMATION



ATTENDANCE RECORDS

MISCELLANEOUS ATTENDANCE RECORDS AS MIAMI MARLINS

Largest Home.....	37,116, Monday, March 31, 2014 vs. COL
Largest Day	36,711, Wednesday, July 25, 2012 vs. ATL
Largest Night	37,116, Monday, March 31, 2014 vs. COL
Largest Doubleheader.....	---
Largest Sunday.....	34,918, Sunday, April 29, 2012 vs. ARI
Largest Monday.....	37,116, Monday, March 31, 2014 vs. COL
Largest Tuesday.....	36,911, Tuesday, April 5, 2016 vs. DET
Largest Wednesday	36,611, Wednesday, July 25, 2012 vs. ATL
Largest Thursday.....	25,916, Thursday, August 1, 2013 vs. NYM
Largest Friday.....	31,949, Friday, April 27, 2012 vs. ARI
Largest Saturday	35,188, Saturday, April 5, 2014 vs. SD
Series, Four Dates (Home)	131,398, April 27-30, 2012 vs. ARI
Series, Four Dates (Road)	184,247, May 18-21, 2017 at LAD
Series, Three Dates (Home)	96,060, April 13-15, 2012 vs. HOU
Series, Three Dates (Road).....	136,458, May 11-13, 2015 at LAD
Series, Two Dates (Home)	67,044, June 15-16, 2015 vs. NYY
Series, Two Dates (Road).....	81,287, June 17-18, 2015 at NYY
Largest Road.....	53,694, Monday, July 3, 2017 at STL
Season, Home.....	2,219,444 (2012)
Season, Road	2,478,929 (2012)
Season, Home & Road.....	4,698,373 (2012)



FRONT OFFICE
 FIELD AND CLUBHOUSE STAFF
 PLAYERS
 2017 IN REVIEW
CLUB HISTORY
 POSTSEASON HISTORY
 PLAYER DEVELOPMENT
 2018 OPPONENTS
 GENERAL INFORMATION



HISTORY OF SUN LIFE STADIUM

Sun Life Stadium, originally known as Joe Robbie Stadium and now known as Hard Rock Stadium, was the first of its kind to be constructed entirely with private funds. The late Joe Robbie led the financing campaign to build "Joe Robbie Stadium" (JRS) for the Miami Dolphins of the National Football League (NFL). JRS revolutionized the economics of professional sports when it opened in 1987. Inclusion of a Club Level, along with Executive Suites, helped to finance the construction of the stadium. Season ticket holders committed to long-term agreements and in return they received first-class amenities in a state-of-the-art facility which is still used as a model for new facilities across the country.

Constructed in 1987 by the late Joe Robbie, the stadium is a multi-purpose facility with more than 1.5 million square feet, over 24,000 parking spaces, 75,000 seats and a playing field that meets standards for the NFL and World Cup Soccer.

Sun Life Stadium is equipped with a Prescription Athletic Turf (PAT) system which provides draining for its natural grass. It has an advanced mechanical drainage system that provides a firm, dry playing surface within a half-hour after as much as a three-inch per hour rainfall. Over the years, the Stadium's ground crews have been celebrated for providing one of the best playing surfaces in football.

On March 7, 1990, H. Wayne Huizenga, then Chairman of the Board and Chief Executive Officer of Blockbuster Video and Huizenga Holdings Inc., agreed to purchase 50 percent of Joe Robbie Stadium and became the point man in the drive to bring Major League Baseball to South Florida. That effort was rewarded in July of 1991, when South Florida was awarded a National League expansion franchise. To accommodate MLB baseball and the Florida Marlins, the stadium was retrofitted in 1992 to include retractable seating, a baseball press box, baseball dugouts, new lights and a hydraulic disappearing pitcher's mound.

On January 24, 1994, Mr. Huizenga acquired the remaining 50 percent of the stadium to give him complete ownership. Since 1991, more than \$250 million have been spent to upgrade and renovate the stadium. The improvement and revitalization of the building has allowed the stadium to remain one of the finest sports and entertainment facilities in the United States.

In February 2008, Mr. Huizenga sold 50 percent of the Miami Dolphins, stadium and surrounding developable land to Stephen M. Ross of New York and Palm Beach. Mr. Ross, Chairman of the Related Companies, an international real estate development company, became an active partner. In January 2009, Mr. Ross closed on the purchase of an additional 45 percent of the team and stadium. Coupled with his earlier purchase of 50 percent of the franchise, the stadium, and the excess developable land, Mr. Ross now owns 95 percent of the Dolphins and the stadium while Mr. Huizenga has a five percent share of both and remains a 50 percent partner in that land.

Over its glorious history, the stadium has hosted many marquee events, including five Super Bowls, two World Series, four college football National Championships, an NFL Pro Bowl and World Cup friendly matches. It has also hosted a variety of other internationally acclaimed entertainment events, including concerts by U2, The Rolling Stones, Pink Floyd, Elton John, Billy Joel, Chicago, Genesis, Gloria Estefan, Guns N' Roses, The Who, Hall & Oates, Rod Stewart, Paul McCartney, The Three Tenors, The Police and Madonna.

LONGEST HOME RUNS AT SUN LIFE STADIUM

LONGEST HOME RUNS AT SUN LIFE STADIUM

DIST.	PLAYER	DATE	OPPONENT	PITCHER
529'	Andres Galarrraga	5/31/97	COL	Kevin Brown
500'	Mark McGwire	8/22/97	STL	Tony Saunders
498'	Mark McGwire	9/2/98	STL	Brian Edmondson
484'	Sammy Sosa	7/20/03	CHC	Armando Almanza
482'	Derrek Lee	6/25/00	CHC	Ruben Quevedo
482'	Pete Incaviglia	5/1/96	PHI	Al Leiter
479'	Charles Johnson	9/30/97	SF	Kirk Rueter
477'	Mike Piazza	6/6/94	LAD	Mark Gardner
475'	Greg Colbrunn	5/14/96	STL	Donovan Osborne
472'	Mark McGwire	9/1/98	STL	Donn Pall
471'	Miguel Cabrera	7/15/07	WSH	Jason Simontacchi

LONGEST MARLINS HOME RUNS AT SUN LIFE STADIUM

DIST.	PLAYER	DATE	OPPONENT	PITCHER
482'	Derrek Lee	6/25/00	CHC	Ruben Quevedo
479'	Charles Johnson	9/30/97	SF	Kirk Rueter
475'	Greg Colbrunn	5/14/96	STL	Donovan Osbourne
471'	Miguel Cabrera	7/15/07	WSH	Jason Simontacchi
467'	Miguel Cabrera	4/22/07	WSH	Jerome Williams
466'	Dan Uggla	4/22/07	WSH	Jerome Williams
464'	Preston Wilson	9/6/99	LAD	Ismael Valdez
462'	Bobby Bonilla	10/27/97	CLE	Jaret Wright
459'	Preston Wilson	7/9/00	TB	Esteban Yan
458'	Preston Wilson	8/27/02	NYM	John Thomson
458'	Greg Colbrunn	10/1/95	PHI	Tyler Green



FIRST TIME IT HAPPENED-SUN LIFE STADIUM

GAME:	4/5/93, 6-3 win vs. LAD
GAME (Spring Training):	4/5/93, 12-8 win vs. HOU (Cocoa Expo Sports Complex)
GAME (Postseason):	9/30/97, 2-1 win vs. SF (Edgar Renteria RBI-single in bottom of 9 th)
GAME (NLCS):	10/10/97, 5-2 win vs. ATL
GAME (World Series):	10/18/97, 7-4 win vs. CLE
GAME (Extra Inning):	5/1/93 vs. COL (7-6 win, 12 innings)
WIN:	4/5/93, 6-3 vs. LAD
WIN (Extra Inning):	5/1/93 vs. COL (7-6, 12 innings)
WIN (Last At-Bat):	5/1/93 vs. COL (7-6 win, 12 innings, walk-off single by Edgar Renteria)
WIN (Come from Behind in Ninth):	6/8/94 vs. LAD (trailed 4-2, won 5-4)
WIN (1-0):	5/10/94 vs. PIT (Chris Hammond and Jeremy Hernández, two-hitter)
LOSS:	4/6/93, 4-2 vs. LAD
LOSS (Shutout):	5/18/93 vs. PHI (6-0 on Tommy Greene complete game four-hitter)
LOSS (1-0):	9/14/93 vs. PIT (six-inning game, contest shortened due to rain)
SERIES WIN (Home):	May 21-23, 1993 vs. CHC (two games to one)
SERIES SWEEP (Home):	June 10-13, 1993 vs. PIT (four games)
COMPLETE GAME (Opponent):	Armando Reynoso, 4/30/93 vs. COL (6-2 loss)
NO-HITTER (Opponent):	Roy Halladay, 5/29/10 vs. PHI (1-0 loss, perfect game)
EJECTION:	Jim Lefebvre (CHC), 5/21/93 (6 th inning by Ed Rapuano)
EJECTION (Player):	5/17/93 vs. PHI (Alex Arias ejected by Dave West)
RAIN DELAY (Home):	5/19/93 vs. PHI (start delayed by seven minutes)
RAINFOUT (Home):	5/31/93 vs. SF
RAIN SHORTENED GAME:	9/14/93 vs. PIT (1-0 loss in six innings)
DOUBLEHEADER:	6/1/93 vs. SF (split, won 7-3 and lost 4-3)
ERROR:	Junior Félix, 4/5/93 vs. LAD (2 nd inning, dropped fly)
BATTER:	Scott Pose, 4/5/93 vs. LAD (grounded to second and reached on Jody Reed error)
BATTER (Postseason):	Devon White, 9/30/97 vs. SF (popped out to second)
BASE RUNNER:	Scott Pose, 4/5/93 vs. LAD (reached on Jody Reed error in 1 st inning)
BASE RUNNER (Postseason):	Gary Sheffield, 9/30/97 vs. SF (walk)
HIT:	Bret Barberie, 4/5/93 vs. LAD (1 st inning single to center off Orel Hershiser)
HIT (Postseason):	Bobby Bonilla, 9/30/97 vs. SF (1 st inning single to left off Kirk Rueter)
RUN:	Benito Santiago, 4/5/93 vs. LAD (scored on 2 nd inning triple by Walt Weiss)
RUN (Postseason):	Charles Johnson, 9/30/97 vs. SF (7 th inning solo HR)
RBI:	Walt Weiss, 4/5/93 vs. LAD (2 nd inning two-run triple)
RBI (Postseason):	Charles Johnson, 9/30/97 vs. SF (7 th inning solo HR)
EXTRA BASE HIT:	Walt Weiss, 4/5/93 vs. LAD (2 nd inning triple to right)
EXTRA BASE HIT (Postseason):	Charles Johnson, 9/30/97 vs. SF (solo HR to left)
EXTRA BASE HIT (By Pitcher):	Chris Hammond, 5/19/93 vs. PHI (double off Luis DeLeon)
DOUBLE:	Orestes Destrada, 4/5/93 vs. LAD (3 rd inning to left field)
DOUBLE (Postseason):	Gary Sheffield, 9/30/97 vs. SF (8 th inning to left field)
TRIPLE:	Walt Weiss, 4/5/93 vs. LAD (2 nd inning off Orel Hershiser)
TRIPLE (Postseason):	Devon White, 10/25/97 vs. CLE (WS Game 6, 9 th inning)
HOME RUN:	Benito Santiago, 4/20/93 vs. ATL (off Greg Maddux)
HOME RUN (Postseason):	Charles Johnson, 9/30/97 vs. SF (7 th inning, solo HR)
HOME RUN (By Pitcher):	Chris Hammond, 5/29/95 vs. HOU, 2 nd inning, grand slam off Shane Reynolds
HOME RUN (Inside-the-Park):	Alex Arias, 6/2/95 vs. CHC (off Jaime Navarro)
HOME RUN (Leadoff):	Chuck Carr, 6/1/93 (G2) vs. SF (off Bud Black)
HOME RUN (Game-Ending):	Chuck Carr, 8/9/94 vs. STL (9 th inning off Vicente Palacios)
HOME RUN (First MLB AB):	Jeremy Hermida, 8/31/05 vs. STL (pinch-hit grand slam)
HOME RUN (Pinch-Hit):	Andre Dawson, 5/1/96 vs. PHI (9 th inning off Ricky Bottalico)
HOME RUN (Solo):	Alex Arias, 4/20/93 vs. ATL (9 th inning off Greg Maddux)
HOME RUN (Postseason Solo):	Charles Johnson, 9/30/97 vs. SF (off Kirk Rueter)
HOME RUN (Two-run):	Benito Santiago, 4/20/93 vs. ATL (9 th inning off Greg Maddux)
HOME RUN (Postseason 2-run):	Bobby Bonilla, 10/1/97 vs. SF (1 st inning, Shawn Estes)
HOME RUN (Three-run):	Orestes Destrada, 5/4/93 vs. COL (1 st inning off Tim Lincecum)
HOME RUN (Postseason 3-run):	Moises Alou, 10/18/97 vs. CLE (4 th inning, Orel Hershiser)
GRAND SLAM:	Jeff Conine, 5/1/93 vs. COL (5 th inning off David Nied)
GRAND SLAM (Postseason):	None
GRAND SLAM (Pinch-Hit):	Ryan McGuire, 5/31/01 vs. NYM (off Turk Wendell)
TWO HOMERS IN GAME:	Greg Briley, 6/1/93 (G1) vs. SF (off Swift & Burba)
TWO HOMERS IN INNING:	Gary Sheffield, 7/13/97 vs. PHI (Leiter & Harris, 38 th time in MLB)
SACRIFICE:	Chris Hammond, 4/7/93 vs. LAD, 5 th inning (Walt Weiss to 2B)
STOLEN BASE:	Jeff Conine, 4/5/93 vs. LAD, 8 th inning (third base)
CAUGHT STEALING:	Scott Pose, 4/5/93 vs. LAD, 6 th inning (second base-by Mike Piazza)
PINCH-HITTER:	Alex Arias, 4/5/93 vs. LAD (6 th inning FC batting for Charlie Hough)
PINCH-HITTER (Pitcher):	Chris Hammond, 8/26/93 vs. HOU (struck out)
PINCH-HIT:	Greg Briley, 5/4/93 vs. CIN (single in 9 th inning off Jeff Reardon)
OUT:	Junior Félix, 4/5/93 vs. LAD (1 st inning strikeout)

FRONT OFFICE

FIELD AND CLUBHOUSE STAFF

PLAYERS

2017 IN REVIEW

CLUB HISTORY

POSTSEASON HISTORY

PLAYER DEVELOPMENT

2018 OPPONENTS

GENERAL INFORMATION



FIRST TIME IT HAPPENED-SUN LIFE STADIUM

STRIKEOUT:	Junior Félix, 4/5/93 vs. LAD (1 st inning, Orel Hershiser)
BASE ON BALLS:	Walt Weiss, 4/5/93 vs. LAD (3 rd inning, Orel Hershiser)
INTENTIONAL WALK:	Walt Weiss, 4/9/93 vs. SD (6 th inning, Frank Seminara)
HIT BY PITCH:	Junior Félix, 4/21/93 vs. ATL (7 th inning, John Smoltz)
MULTI-HOMER INNING:	4/20/93 vs. ATL (Santiago and Arias off Greg Maddux, 9 th inning)
PITCH:	Charlie Hough, 4/5/93 vs. LAD (called strike at 2:11 pm - Jose Offerman)
PITCH (Postseason):	Kevin Brown, 9/30/97 vs. SF (called strike 4:08 pm - Darryl Hamilton)
PITCH (World Series):	Liván Hernández, 10/18/97 vs. CLE (called strike 8:10 pm - Bip Roberts)
WIN:	Charlie Hough, 4/5/93 vs. LAD (6-3 final - 6.0,6,3,3,2,4)
SAVE:	Bryan Harvey, 4/5/93 vs. LAD (1.0,1,0,0,0,1)
BLOWN SAVE:	Bryan Harvey, 4/9/93 vs. SD (1.0,3,2,2,0,1)
STRIKEOUT:	Charlie Hough, 4/5/93 vs. LAD (Jose Offerman in 1 st inning, three pitches)
STRIKE OUT THE SIDE:	Jack Armstrong, 4/11/93 vs. SD (Gwynn, Garner, Sheffield in 5 th)
WALK:	Charlie Hough, 4/5/93 vs. LAD (Eric Karros in 2 nd inning)
HIT:	Charlie Hough, 4/5/93 vs. LAD (Eric Davis double to left in 2 nd inning)
SINGLE:	Charlie Hough, 4/5/93 vs. LAD (Jody Reed in 5 th , RBI)
DOUBLE:	Charlie Hough, 4/5/93 vs. LAD (Eric Davis leading off 2 nd inning)
TRIPLE:	Charlie Hough, 5/17/93 vs. PHI (Dave Hollins, RBI triple to center)
HOME RUN:	Charlie Hough, 4/5/93 vs. LAD (Tim Wallach, 431 ft. solo in 6 th with 2-2 count)
HOME RUN (to Opposing Pitcher):	Bryan Harvey, 7/1/93 vs. NYM (Dwight Gooden)
RUN:	Charlie Hough, 4/5/93 vs. LAD (Eric Karros driven in by Jody Reed 5 th inning single)
RUN (Unearned):	Charlie Hough, 4/21/93 vs. ATL
WILD PITCH:	Richie Lewis, 4/7/93 vs. LAD (7 th inning)
BALK:	Richie Lewis, 4/6/93 vs. LAD (7 th inning)
HIT BATTER:	Jack Armstrong, 4/22/93 vs. ATL (Jeff Blauser, 3 rd inning)
COMPLETE GAME:	9/2/93, Pat Rapp vs. SD (won, 8-2, allowed seven hits in 9.0 innings)
SHUTOUT (Home):	Chris Hammond, 5/5/94 vs. PHI (5-0 seven-hitter)
NO-HITTER:	Al Leiter, 5/11/96 vs. COL (11-0 win)
POSITION PLAYER TO PITCH:	John Cangelosi, 7/21/97 vs. SD (1.0,0,0,0,1,0 in 10-2 loss)

* Pitching as Juan Carlos Oviedo since 2012

LAST TIME IT HAPPENED-SUN LIFE STADIUM

GAME:	9/28/11, 3-1 loss vs. WSH
GAME (Postseason):	10/23/03, 6-4 win vs. NYY
GAME (NLCS):	10/12/03, 4-0 win vs. CHC
GAME (World Series):	10/23/03, 6-4 win vs. NYY
GAME (Extra Inning):	9/6/11 vs. NYM; 12 innings
WIN:	9/27/11, 3-2 vs. WSH
WIN (Extra Inning):	7/6/11 vs. PHI, (7-6, 10 innings)
WIN (Last At-Bat):	9/27/11, 3-2 vs. WSH
WIN (Come from Behind in Ninth):	9/19/11 vs. ATL
WIN (1-0):	8/31/10 vs. WSH
LOSS:	9/28/11, 3-1 vs. WSH
LOSS (Shutout):	9/7/11 vs. NYM; 1-0
LOSS (1-0):	9/7/11 vs. NYM
SERIES WIN (Home):	September 19-21, 2011 vs. ATL (two games to one)
SERIES SWEEP (Home):	July 7-10, 2011 vs. HOU (four games)
COMPLETE GAME (Opponent):	James Shields, 5/22/11 vs. TB (4-0 loss)
NO-HITTER (Opponent):	Roy Halladay, 5/29/10 vs. PHI (1-0 loss)
EJECTION:	Jack McKeon, 8/24/11 vs. CIN - Game 1(3 rd inning by Todd Tichenor)
EJECTION (Player):	John Buck, 7/4/11 vs. PHI (9 th inning by Kerwin Danley)
RAIN DELAY (Home):	9/26/11 vs. WSH (start delayed by 57 minutes)
DOUBLEHEADER:	8/24/11 vs. CIN (split, won 6-5 and lost 3-2)
ERROR:	Greg Dobbs, 9/28/11 vs. WSH (3 rd inning, fielding error)
BATTER:	Logan Morrison, 9/28/11 vs. WSH (called out on strikes)
BATTER (Postseason):	Juan Pierre, 10/23/03 vs. NYY
BASE RUNNER:	Bryan Petersen, 9/28/11 vs. WSH (singled in 7 th inning)
BASE RUNNER (Postseason):	Álex González, 10/23/03 vs. NYY (single)
HIT:	Bryan Petersen, 9/28/11 vs. WSH (singled in 7 th inning)
HIT (Postseason):	Álex González, 10/23/03 vs. NYY (9 th inning single to right off Jeff Nelson)



LAST TIME IT HAPPENED-SUN LIFE STADIUM

RUN:	Logan Morrison, 9/28/11 vs. WSH (scored on 7 th inning double by Gaby Sánchez)
RUN (Postseason):	Jeff Conine, 10/23/03 vs. NYY
RBI:	Gaby Sánchez, 9/28/11 vs. WSH (7 th inning double)
RBI (Postseason):	Mike Lowell, 10/23/03 vs. NYY (5 th inning single)
EXTRA BASE HIT:	Gaby Sánchez, 9/28/11 vs. WSH (7 th inning double)
EXTRA BASE HIT (Postseason):	Juan Pierre, 10/23/03 vs. NYY (double)
EXTRA BASE HIT (By Pitcher):	Javier Vázquez, 8/7/11 vs. STL (double off Jaime García)
DOUBLE:	Gaby Sánchez, 9/28/11 vs. WSH (7 th inning to right-center)
DOUBLE (Postseason):	Iván Rodríguez, 10/22/03 vs. NYY
TRIPLE:	Omar Infante, 9/26/11 vs. WSH
TRIPLE (Postseason):	Devon White, 10/25/97 vs. CLE (WS Game 6, 9 th inning)
HOME RUN:	Bryan Petersen, 9/27/11 vs. WSH (off Doug Slaten, walk-off homer)
HOME RUN (Postseason):	Álex González, 10/22/03 vs. NYY
HOME RUN (By Pitcher):	Josh Johnson, 7/29/09 vs. ATL (off Kenshin Kawakami)
HOME RUN (Inside-the-Park):	Cameron Maybin, 5/31/10 vs. MIL (7 th inning off Marco Estrada)
HOME RUN (Leadoff):	Emilio Bonifacio, 6/11/11 vs. ARI
HOME RUN (Game-Ending):	Bryan Petersen, 9/27/11 vs. WSH (off Doug Slaten)
HOME RUN (First MLB AB):	Jeremy Hermida, 8/31/05 vs. STL
HOME RUN (Pinch-Hit by a Marlin):	Greg Dobbs, 9/3/11 vs. PHI (off David Herndon)
HOME RUN (Pinch-Hit by Opponent):	Ryan Braun (MIL), 6/3/11 (off Leo Núñez*)
HOME RUN (Solo):	Bryan Petersen, 9/27/11 vs. WSH (9 th inning off Doug Slaten)
HOME RUN (Postseason Solo):	Álex González, 10/22/03 vs. NYY (walk-off in the 12 th inning off Jeff Weaver)
HOME RUN (Two-run):	Omar Infante, 9/19/11 vs. ATL (9 th inning off Craig Kimbrel)
HOME RUN (Postseason 2-run):	Miguel Cabrera, 10/22/03 vs. NYY (1 st inning off Roger Clemens)
HOME RUN (Three-run):	Gaby Sánchez, 9/3/11 vs. PHI (8 th inning off David Herndon)
HOME RUN (Postseason 3-run):	Moises Alou, 10/18/97 vs. CLE (4 th inning, Hershiser)
GRAND SLAM:	Brett Hayes, 6/5/11 vs. MIL (6 th inning off Marco Estrada)
GRAND SLAM (Postseason):	None
GRAND SLAM (Pinch-Hit):	Jeremy Hermida, 8/31/05 vs. STL (off Al Reyes)
TWO HOMERS IN GAME:	Gaby Sánchez, 7/23/11 vs. NYM
TWO HOMERS IN INNING:	Gary Sheffield, 7/13/97 vs. PHI (Leiter & Harris, 38 th time in MLB)
SACRIFICE:	Omar Infante, 9/27/11 vs. WSH, 8 th inning (Bonifacio to 2B)
SACRIFICE FLY:	Emilio Bonifacio, 9/27/11 vs. WSH (3 rd inning off John Lannan)
STOLEN BASE:	Emilio Bonifacio, 9/27/11 vs. WSH, 6 th inning (third base)
CAUGHT STEALING:	Emilio Bonifacio, 7/6/11 vs. PHI (Carlos Ruiz)
PINCH-HITTER:	Donnie Murphy, 9/28/11 vs. WSH (8 th inning ground out batting for Ryan Webb)
PINCH-HITTER (Pitcher):	Javier Vázquez, 6/10/11 vs. ARI
PINCH-HIT:	Greg Dobbs, 9/26/11 vs. WSH (single in 9 th inning off Henry Rodriguez)
OUT:	Logan Morrison, 9/28/11 vs. WSH (9 th inning strikeout)
STRIKEOUT:	Logan Morrison, 9/28/11 vs. WSH (9 th inning, Drew Storen)
BASE ON BALLS:	Logan Morrison, 9/28/11 vs. WSH (7 th inning, Ryan Mattheus)
INTENTIONAL WALK:	Giancarlo Stanton, 9/26/11 vs. WSH (5 th inning, Tommy Milone)
HIT BY PITCH:	Gaby Sánchez, 9/27/11 vs. WSH (6 th inning, John Lannan)
MULTI-HOMER INNING:	7/23/2011 vs. NYM (Logan Morrison and Gaby Sánchez off Chris Capuano, 6 th inning)
PITCH:	Steve Cishek, 9/28/11 vs. WSH (Rick Ankiel)
PITCH (Postseason):	Ugueth Urbina, 10/23/03 vs. NYY
PITCH (World Series):	Ugueth Urbina, 10/23/03 vs. NYY
WIN:	Javier Vázquez, 9/27/11 vs. WSH (3-2 final - 9.0,5,2,2,0,9)
SAVE:	Leo Núñez, 8/12/11 vs. SF (1.0,1,0,0,0,1)
BLOWN SAVE:	Edward Mujica, 4/26/11 vs. WSH (1.0,4,3,3,1,2)
STRIKEOUT:	Steve Cishek, 9/28/11 vs. WSH (Danny Espinosa in 9 th inning, three pitches)
WALK:	Chris Volstad, 9/28/11 vs. WSH (Danny Espinosa in 4 th inning)
HIT:	Ryan Webb, 9/28/11 vs. WSH (Roger Bernadina, RBI single in 8 th)
SINGLE:	Ryan Webb, 9/28/11 vs. WSH (Roger Bernadina in 8 th , RBI)
DOUBLE:	Javier Vázquez, 9/27/11 vs. WSH (Steve Lombardozi, leading off 6 th inning)
TRIPLE:	Ryan Webb, 9/28/11 vs. WSH (Alex Cora, 8 th inning)
HOME RUN:	Javier Vázquez, 9/27/11 vs. WSH (Michael Morse solo in 5 th)
RUN:	Ryan Webb, 9/28/11 vs. WSH (Alex Cora driven in by Roger Bernadina 8 th inning single)
RUN (Unearned):	Anibal Sánchez, 9/26/11 vs. WSH
WILD PITCH:	Anibal Sánchez, 9/20/11 vs. ATL (1 st inning)
BALK:	Anibal Sánchez, 9/26/11 vs. WSH (3 rd inning)
HIT BATTER:	Javier Vázquez, 9/21/11 vs. ATL (Brian McCann, 4 th inning)
COMPLETE GAME:	9/27/11, Javier Vázquez vs. WSH
SHUTOUT:	Chris Volstad, 9/20/10 vs. STL (4-0 five-hitter)
NO-HITTER:	Anibal Sánchez, 9/6/06 vs. ARI (2-0 win)
POSITION PLAYER TO PITCH:	Bryan Petersen, 7/21/11 vs. SD (1.0, bb)

FRONT OFFICE

FIELD AND CLUBHOUSE STAFF

PLAYERS

2017 IN REVIEW

CLUB HISTORY

POSTSEASON HISTORY

PLAYER DEVELOPMENT

2018 OPPONENTS

GENERAL INFORMATION



SUN LIFE STADIUM ATTENDANCE RECORDS

SERIES RECORDS

TEAM	2-GAME SERIES	3-GAME SERIES	4-GAME SERIES
Arizona	53,492 (April 25-26, 1998)	59,676 (July 28-30, 2003)	93,575 (May 21-24, 2004)
Atlanta	72,108 (April 25-26, 1994)	133,186 (July 9-11, 1993)	157,628 (June 30-July 3, 1994)
Baltimore	---	114,142 (September 1-3, 1997)	---
Boston	---	93,048 (June 30-July 2, 2006)	---
Chicago (AL)	---	47,512 (June 15-17, 2004)	---
Chicago (NL)	63,645 (June 21-23, 1994)	130,720 (May 21-23, 1993)	158,682 (August 9-12, 1993)
Cincinnati	77,654 (May 4-5, 1993)	111,170 (April 29-May 1, 1994)	164,275 (July 22-25, 1993)
Cleveland	---	52,760 (June 12-14, 2007)	---
Colorado	41,138 (September 15-16, 1997)	127,488 (April 30-May 2, 1993)	131,724 (May 21-June 1, 1997)
Detroit	---	29,921 (June 21-23, 2002)	---
Houston	45,632 (May 29 & 31, 1995)	115,080 (May 28-30, 1993)	118,029 (May 9-12, 1997)
Kansas City	---	---	---
Los Angeles (AL)	---	49,291 (June 6-8, 2003)	---
Los Angeles (NL)	60,712 (April 25-26, 1995)	126,575 (April 5-7, 1993)	110,324 (July 20-23, 1995)
Milwaukee	28,084 (July 20-21, 1998)	70,177 (August 6-8, 2004)	91,624 (July 4-7, 2005)
Minnesota	---	51,674 (June 22-24, 2007)	---
New York (AL)	---	127,453 (June 13 & 15(2), 1997)	---
New York (NL)	49,013 (April 20-21, 2005)	126,452 (June 29-July 1, 1993)	144,344 (September 19-22, 1997)
Oakland	---	30,550 (June 3-5, 2003)	---
Philadelphia	42,982 (Sept 17-18, 1997)	131,545 (August 6-8, 1993)	132,283 (May 5-8, 1994)
Pittsburgh	36,538 (September 4-6, 1995)	84,015 (September 14-16, 1993)	163,165 (June 10-12, 1993)
St. Louis	20,685 (May 1-2, 2001)	118,768 (August 31-September 2, 1998)	123,659 (August 8-11, 1994)
San Diego	38,871 (April 28-29, 1997)	127,331 (April 9-11, 1993)	114,115 (July 18-21, 1997)
San Francisco	66,864 (June 1-2, 1993)	126,518 (August 27-30, 1993)	94,154 (August 17-20, 2007)
Seattle	---	---	---
Tampa Bay	36,327 (June 24-25, 1998)	74,107 (May 20-22, 2005)	---
Texas	---	75,170 (June 18-20, 2004)	---
Toronto	---	48,999 (June 8-10, 1998)	---
Washington/Mon.	41,157 (July 3-4, 1999)	125,718 (June 25-27, 1993)	128,628 (June 26-29, 1997)

10 LARGEST REGULAR SEASON HOME CROWDS

NO.	ATT.	DATE	OPP
1.	57,405	4/5/05	Atlanta
2.	55,315	4/6/04	Montreal
3.	46,427	6/20/09	New York (AL)
4.	45,900	10/3/93	New York (NL)
5.	45,796	8/27/93	San Francisco
6.	45,725	4/9/04	Philadelphia
7.	45,278	8/29/93	San Francisco
8.	45,170	9/22/98	St. Louis
9.	45,037	7/3/94	Atlanta
10.	44,689	8/7/93	Philadelphia

10 LARGEST POSTSEASON HOME CROWDS

NO.	ATT.	DATE	GAME
1.	67,498	10/25/97	World Series Game 6 vs. CLE
2.	67,245	10/18/97	World Series Game 1 vs. CLE
3.	67,204	10/26/97	World Series Game 7 vs. CLE
4.	67,025	10/19/97	World Series Game 2 vs. CLE
5.	65,975	10/23A03	World Series Game 5 vs. NYY
6.	65,934	10/22/03	World Series Game 4 vs. NYY
7.	65,829	10/11/03	NLCS Game 4 vs. CHC
8.	65,731	10/21/03	World Series Game 3 vs. NYY
9.	65,464	10/4/03	NLDS Game 4 vs. SF
10.	65,279	10/12/03	NLCS Game 5 vs. CHC

MONTHLY HOME ATTENDANCE RECORDS

MONTH	ATT.	YEAR	DATES
April	424,669	1993	10
May	516,701	1993	13
June	548,053	1993	14
July	533,337	1994	16
August	532,264	1993	14
September	478,348	1993	15
October	126,193	1993	3

HOME GAMES PLAYED AT DIFFERENT LOCATIONS

DATE	OPP.	NOTE
9/13/04	MON	At U.S. Cellular Field - Hurricane Ivan
9/14/04	MON	At U.S. Cellular Field - Hurricane Ivan
6/24/11	SEA	At Safeco Field - Scheduling Conflict
6/25/11	SEA	At Safeco Field - Scheduling Conflict
6/26/11	SEA	At Safeco Field - Scheduling Conflict

SUSPENDED GAMES AT SUN LIFE STADIUM

DATE	OPP.	NOTE
5/5/95	ATL	Susp. in top of 9 th , tied 3-3, 0 outs, 1 on
** Resumed on Sept. 7 with Marlins losing 6-3 in 9 inn.		

4/10/07 MIL Susp. in top of 11th, tied 2-2, 0 outs, 0 on
 ** Resumed on April 11 with Marlins losing 3-2 in 13 inn.

1997 postseason drew 513,151 fans to nine October dates.
 2003 postseason drew 520,815 fans to eight October dates.



ATTENDANCE RECORDS

MISCELLANEOUS ATTENDANCE RECORDS

Largest Home.....	57,405, Tuesday, April 5, 2005 vs. ATL
Smallest Home.....	4,466, Thursday, April 11, 2002 vs. MON
Largest Day.....	57,405, Tuesday, April 5, 2005 vs. ATL
Smallest Day.....	5,588, Sunday, September 1, 2002 vs. PIT
Largest Night.....	45,796, Friday, August 27, 1993 vs. SF
Smallest Night.....	4,466, Thursday, April 11, 2002 vs. MON
Largest Doubleheader.....	38,992, Friday, September 10, 2004 vs. CHI
Smallest Doubleheader.....	8,468, Tuesday, September 21, 1999 vs. MON
Largest Sunday.....	45,900, Sunday, October 3, 1993 vs. NYM
Smallest Sunday.....	5,588, Sunday, September 1, 2002 vs. PIT
Largest Monday.....	42,446, Monday, September 1, 1997 vs. BAL
Smallest Monday.....	5,090, Monday, August 12, 2002 vs. COL
Largest Tuesday.....	57,405, Tuesday, April 5, 2005 vs. ATL
Smallest Tuesday.....	4,720, Tuesday, August 13, 2002 vs. COL
Largest Wednesday.....	45,170, Wednesday, September 2, 1998 vs. STL
Smallest Wednesday.....	4,746, Wednesday, August 14, 2002 vs. COL
Largest Thursday.....	42,803, Thursday, August 12, 1993, vs. CHI
Smallest Thursday.....	4,466, Thursday, April 11, 2002 vs. MON
Largest Friday.....	45,796, Friday, August 27, 1993 vs. SF
Smallest Friday.....	4,962, Friday, August 30, 2002 vs. PIT
Largest Saturday.....	45,725, Saturday, April 10, 2004 vs. PHI
Smallest Saturday.....	8,833, Saturday, July 20, 2002 vs. MON
Series, Four Dates (Home).....	164,275, July 22-25, 1993 vs. CIN
Series, Four Dates (Road).....	194,596, July 14-17, 1994 at ATL
Series, Three Dates (Home).....	133,186, July 9-11, 1993 vs. ATL
Series, Three Dates (Road).....	196,947, July 22-24, 1994 at COL
Series, Two Dates (Home).....	77,654, May 4-5, 1993 vs. CIN
Series, Two Dates (Road).....	96,056, April 22-23, 1997 at COL
Largest Road.....	71,192, Sunday, April 25, 1993 at COL
Smallest Road.....	2,887, Wednesday, September 19, 2001 at MON
Season, Home.....	3,064,847 (1993)
Season, Road.....	2,701,057 (1993)
Season, Home & Road.....	5,765,904 (1993)

WEATHER HISTORY

POSTPONED GAMES AT SUN LIFE STADIUM

DATE	OPP.	NOTE
5/31/93	SF	Rain - June 1 DH
6/22/94	CHI	Rain - September 24 DH*
7/26/95	SD	Rain - July 27 DH
7/31/95	STL	Hurricane warning - not made up
5/29/96	CIN	Rain - August 23 DH
6/14/97	NYN	Rain - June 15 Day/Night DH
7/12/97	PHI	Rain - September 17 DH
9/24/98	PHI	Hurricane warning - September 26 DH
9/25/98	PHI	Hurricane warning - September 27 DH
6/7/99	BAL	Rain - June 8 DH
7/2/99	MON	Rain - September 23 DH
8/22/99	HOU	Rain - August 27 DH
7/19/00	ATL	Rain - July 20 DH
5/3/01	STL	Rain - August 3 DH
5/23/01	ATL	Rain - September 27
7/23/01	NYM	Rain - September 6
9/11/01	MON	National Tragedy - October 2
9/12/01	MON	National Tragedy - October 3
9/13/01	MON	National Tragedy - October 4
5/27/03	MON	Rain - May 28 DH
8/1/04	MON	Rain - September 14 DH
9/3/04	CHI	Hurricane Frances - September 10 DH
9/4/04	CHI	Hurricane Frances - September 20 DH
9/5/04	CHI	Hurricane Frances - September 20 DH
5/18/09	ARI	Rain - May 20 DH
6/18/09	BOS	Rain - Cancelled in 6th inning
7/18/09	PHI	Rain - September 22 DH
8/15/09	COL	Rain - August 16 DH
8/8/10	STL	Rain - September 20 DH

* - Make-up was never played due to 1994 player strike

RAIN DELAYS AT SUN LIFE STADIUM

YEAR	RAIN DELAYS	TOTAL TIME	W-L
1993	5	4 hours, 45 minutes	1-3
1994	4	3 hours, 34 minutes	0-4
1995	10	10 hours, 23 minutes	6-5
1996	10	9 hours, 50 minutes	8-2
1997	14	13 hours, 2 minutes	11-3
1998	5	9 hours, 42 minutes	2-3
1999	16	19 hours, 8 minutes	9-7
2000	10	13 hours, 34 minutes	7-3
2001	7	7 hours, 1 minute	3-4
2002	10	14 hours, 9 minutes	5-5
2003	6	4 hours, 41 minutes	3-3
2004	11	9 hours, 25 minutes	8-2
2005	16	14 hours, 38 minutes	7-7
2006	11	5 hours, 5 minutes	4-5
2007	11	9 hours, 55 minutes	4-5
2008	9	9 hours, 0 minutes	5-4
2009	22	24 hours, 45 minutes	8-10
2010	14	10 hours, 11 minutes	4-9
2011	9	11 hours, 9 minutes	1-8
TOTAL:	177	177 hours, 22 minutes	91-75





POSTSEASON HISTORY



MARLINS POSTSEASON RECORDS

POSTSEASON - CLUB BATTING

Batting Average.....	251 (2003)
At-Bats.....	605 (2003)
Runs.....	77 (2003)
Hits.....	152 (2003)
Doubles.....	28 (2003)
Triples.....	4 (2003)
Home Runs.....	14 (2003)
Runs Batted In.....	74 (2003)
Stolen Bases.....	8 (2003)

SERIES - CLUB BATTING

Batting Average.....	.273 (1997 NLDS)
At-Bats.....	256 (2003 NLCS)
Runs.....	40 (2003 NLCS)
Hits.....	68 (1997 WS; 2003 NLCS)
Doubles.....	12 (1997 WS; 2003 NLDS)
Triples.....	3 (2003 NLCS)
Home Runs.....	10 (2003 NLCS)
Runs Batted In.....	39 (2003 NLCS)
Stolen Bases.....	4 (1997 WS and 2003 NLCS)

GAME - CLUB BATTING

At-Bats.....	45 (2003 NLCS, Game 1)
Runs.....	14 (1997 WS, Game 3)
Hits.....	16 (1997 WS, Game 3)
Doubles.....	4 (1997 WS Game 2 and Game 5)
Triples.....	2 (2003 NLCS, Game 1)
Home Runs.....	4 (2003 NLCS, Game 1)
Runs Batted In.....	12 (1997 WS, Game 3)
Stolen Bases.....	2 (1997 WS, Game 3; 2003 NLCS, Game 1)

POSTSEASON - INDIVIDUAL BATTING

Average.....	.367; Jeff Conine (2003)
At-Bats.....	73; Juan Pierre (2003)
Runs.....	13; Gary Sheffield (1997)
Hits.....	22; Jeff Conine/Juan Pierre (2003)
Doubles.....	5; Iván Rodríguez (2003)
Triples.....	2; Juan Pierre (2003)
Home Runs.....	4; Miguel Cabrera (2003)
Runs Batted In.....	17; Iván Rodríguez (2003)
Stolen Bases.....	3; Luis Castillo/Juan Pierre (2003)

SERIES - INDIVIDUAL BATTING

At-Bats.....	33; Devon White (1997 WS), Juan Pierre (2003 NLCS)
Runs.....	9; Miguel Cabrera (2003 NLCS)
Hits.....	11; Jeff Conine (2003 NLCS)
Doubles.....	3; Devon White (1997 WS), Luis Castillo (2003 NLDS)
Triples.....	2; Juan Pierre (2003 NLCS)
Home Runs.....	3; Moisés Alou (1997 WS)
Runs Batted In.....	Miguel Cabrera (2003 NLCS)
Stolen Bases.....	10; Iván Rodríguez (2003 NLCS)
Stolen Bases.....	2; Luis Castillo (2003 NLCS)

GAME - INDIVIDUAL BATTING

At-Bats.....	6; several players
Runs.....	3; several players
Hits.....	4; Juan Pierre (2003 NLDS, Game 2)
Runs Batted In.....	Miguel Cabrera (2003 NLDS, Game 4)
Doubles.....	2; several players
Triples.....	1; several players
Home Runs.....	1; several players
Runs Batted In.....	5; Iván Rodríguez (2003 NLCS, Game 1)
Stolen Bases.....	Gary Sheffield (1997 WS, Game 3)
Stolen Bases.....	2; Luis Castillo (2003 NLCS, Game 1)

POSTSEASON - CLUB PITCHING

Earned Run Average.....	4.25 (1997)
Innings Pitched.....	159.0 (2003)
Hits Allowed.....	151 (2003)
Runs Allowed.....	79 (2003)
Shutouts.....	2 (2003)
Home Runs Allowed.....	19 (2003)
Walks.....	65 (2003)
Strikeouts.....	134 (2003)
Batting Average Against.....	.254 (2003)

GAME - CLUB PITCHING

Innings Pitched.....	12.0 (2003 WS, Game 5)
Hits Allowed.....	16 (2003 NLCS, Game 2)
Runs Allowed.....	12 (2003 NLCS, Game 2)
Earned Runs Allowed.....	11 (2003 NLCS, Game 2)
Home Runs Allowed.....	4 (2003 NLCS, Game 2)
Walks.....	9 (1997 WS, Game 3)
Strikeouts.....	15 (1997 NLCS, Game 5)
Hit Batsmen.....	2 (three times)

POSTSEASON - INDIVIDUAL PITCHING

Earned Run Average.....	1.40; Carl Pavano (2003)
Innings Pitched.....	42.2; Josh Beckett (2003)
Wins.....	4; Liván Hernández (1997)
Losses.....	2; Kevin Brown (1997); Josh Beckett (2003)
Appearances.....	10; Ugueth Urbina (2003)
Shutouts.....	2; Josh Beckett (2003)
Complete Games.....	2; Josh Beckett (2003)
Saves.....	4; Robb Nen (1997); Ugueth Urbina (2003)
Holds.....	3; Dennis Cook (1997)
Hits Allowed.....	35; Kevin Brown (1997)
Runs Allowed.....	18; Kevin Brown (1997)
Earned Runs Allowed.....	18; Kevin Brown (1997)
Home Runs Allowed.....	4; Three players
Walks.....	15; Al Leiter (1997)
Strikeouts.....	47; Josh Beckett (2003)
Batting Average Against.....	.145; Josh Beckett (2003)
Wild Pitches.....	2; Rick Helling (2003)

SERIES - INDIVIDUAL PITCHING

Innings Pitched.....	19.1; Josh Beckett (2003 NLCS)
Wins.....	2 (5x); last, Brad Penny (2003 WS)
Losses.....	2; Kevin Brown (1997 WS)
Runs Allowed.....	10; Kevin Brown (1997 WS)
Earned Runs Allowed.....	10; Kevin Brown (1997 WS)
Home Runs Allowed.....	3 (2x); last, Josh Beckett (2003 NLCS)
Appearances.....	4 (5x); last, Braden Looper (2003 WS)
Walks.....	10; Liván Hernández/Al Leiter (1997 WS)
Strikeouts.....	19; Josh Beckett (2003 NLCS); (2003 WS)

GAME - INDIVIDUAL PITCHING

Innings Pitched.....	9.0 (4x); last, Josh Beckett (2003 WS, Game 6)
Hits Allowed.....	11; Kevin Brown (1997 NLCS, Game 6)
Runs Allowed.....	7 (2x); last, Brad Penny (2003 NLCS, Game 2)
Earned Runs Allowed.....	7; Brad Penny (2003 NLCS, Game 2)
Home Runs Allowed.....	2; Eight players
Walks.....	8; Liván Hernández (1997 WS, Game 5)
Strikeouts.....	15; Liván Hernández (1997 NLCS, Game 5)
Hit Batsmen.....	1; Nine players

MARLINS NOTES

WINNING A PAIR

THE MARLINS ARE ONE OF FOUR MAJOR LEAGUE BASEBALL EXPANSION TEAMS TO WIN MULTIPLE WORLD SERIES. FLORIDA ACCOMPLISHED THE FEAT IN THEIR FIRST 11 SEASONS, THE FASTEST AMONG THEIR EXPANSION MATES.

TEAM	EXPANSION YEAR	WORLD TITLES	YEARS
MARLINS	1993	1997, 2003	11
BLUE JAYS	1977	1992, 1993	17
METS	1962	1969, 1986	25
ROYALS	1969	1985, 2015	47



1997 POSTSEASON NOTES

POSTSEASON FIRSTS: The Florida Marlins played their first franchise postseason game on September 30, 1997, a 2-1 win over the San Francisco Giants in Miami. Kevin Brown threw the first playoff pitch in franchise history, to Darryl Hamilton. Brown collected the first Florida postseason strikeout, fanning J.T. Snow to lead off the second inning. Brown retired the first 14 Giants he faced before allowing the first hit to an opponent, a single to Stan Javier with two outs in the fifth inning. Florida's first postseason batter was Devon White, who faced Kirk Rueter and popped out to second baseman Jeff Kent. The first Marlin to reach base was Gary Sheffield on a two-out first-inning walk. The first Florida hit came off the bat of Bobby Bonilla, following the Sheffield walk. The first run allowed by Florida came in the top of the seventh, when Bill Mueller hit a leadoff homer. The Marlins scored their first run in the bottom of the inning, on a Charles Johnson leadoff homer.

A FIRST FOR EVERYTHING: The Marlins became the first team to qualify for the postseason and win the World Series as a Wild Card. At the time, Florida was the fastest expansion team to win the World Series, done in their fifth season. The Arizona Diamondbacks surpassed Florida's mark, winning their World Series title in 2001, their fourth season.

RECORD WINNING STREAKS: The Marlins were the third team in postseason history to sweep their first playoff series in team history, joining the 1914 Braves, who swept the Philadelphia A's, and the 1969 New York Mets, who swept Atlanta. Florida began its postseason run with four straight wins, only the second team in baseball history with a franchise-opening playoff win streak of four or more games. The Braves won five straight games to open their postseason history, a four-game sweep in the 1914 World Series and a win over Cleveland in the 1948 playoffs.

NATIONAL LEAGUE DIVISION SERIES NOTES

SWEEPING SUCCESS: With their 3-0 sweep over the Giants, the Marlins became the fastest expansion team to win a postseason series (surpassed by Arizona in 2001). Prior to the Marlins, the fastest NL team to win a playoff series was the New York Mets, in their eighth season. The Marlins won each of the three games over the Giants in comeback fashion, including games one and two in their final at-bats. The 1997 Marlins led the Majors with 24 last at-bat victories in the regular season.

NATIONAL LEAGUE CHAMPIONSHIP SERIES NOTES

LIVAN MOST VALUABLE, PART 1: Liván Hernández went 2-0 with a 0.84 ERA in two appearances (one start) in the NLCS vs. Atlanta. He became the first pitcher in LCS history to record a win as both a starter (Game 5) and as a reliever (Game 3) in the same series. In Game 5, Hernández established an NLCS record and tied an LCS record with 15 strikeouts, the second-highest strikeout game in postseason history. His 2-1, three-hit win in Game 5 was his first Major League complete game.

NUMBERS DON'T ALWAYS MATCH UP: The 1997 Marlins became the second team to advance to the World Series, despite posting a lower batting average and higher ERA than their LCS opponent. The Braves out-hit the Marlins .253 to .199 and had a 2.60 ERA, compared to Florida's 3.57. The first time it happened was in 1992, when the Braves topped the Pittsburgh Pirates in a series managed by Bobby Cox and Jim Leyland.

WORLD SERIES NOTES

LIVAN MOST VALUABLE, PART 2: Liván Hernández (2-0, 5.27 ERA) became the second rookie in MLB history to win the World Series MVP award, joining Larry Sherry of Los Angeles-NL, who claimed the honor in 1959. Hernández also became the first rookie pitcher in 50 years to win two World Series starts. The last rookie to do it was the Yankees' Spec Shea in 1947. Hernández became the youngest pitcher to win a World Series opener at the age of 22 years, 7 months and 28 days. He was the first rookie to win a Series game since Atlanta's Mike Stanton on October 23, 1991 (G4 vs. MIN), and first rookie starter to win since Baltimore's Storm Davis on October 15, 1983 (G4 at PHI). Prior to Hernández, the last rookie starter to win a Series opener was Philadelphia's Bob Walk (October 14, 1980 vs. KC).

JIM LEYLAND: Marlins manager Jim Leyland became the first World Series manager not to have played in a Major League game since Boston's John McNamara in 1986. The last National League skipper without Major League playing experience was Philadelphia's Paul Owens in 1983. Leyland became the first manager to win his World Series debut since Cincinnati's Lou Piniella on October 16, 1990, vs. Oakland.

BBBB: In Game Three of the World Series, October 21, the Marlins and Indians played in 15-degree wind chill temperatures, the coldest World Series game ever played, according to records kept.

PLAYING EXTRAS: Game Seven of the World Series, won by Florida, 3-2, on an Edgar Rentería single off Charles Nagy in the bottom of the 11th inning, was the third Game Seven in World Series history to go to extra innings. The others were played in 1924 and 1991.

NOTABLE ACCOMPLISHMENTS: Jeff Conine became the first player to go from the expansion draft to the World Series with the same team. Conine was selected from Kansas City with the 22nd pick in the 1992 expansion draft. Conine and Alex Arias are the first players to play for a team in its inaugural season and reach the Fall Classic since the Mets' Ed Kranepool in 1969.

A WINNING DEBUT: The Marlins won their first-ever World Series game on October 18, 7-4, over Cleveland at home. The prior team to win their first-ever World Series game was Toronto in 1992.

ALTERNATING WINS: The Marlins won World Series games one, three, five and seven, while the Indians took games two, four and six. It marked the third time in World Series history that teams alternated victories in all seven games, joining the 1909 Fall Classic between the Pirates and Tigers, and the Yankees and Giants in 1962.

A HEART-STOPPER: Game Seven of the World Series marked the fourth time in World Series history that a winner-take-all game in the Fall Classic went into extra innings, along with the 1991 Series (MIN vs. ATL), the 1924 Series (WAS vs. NYG) and the 1912 Series (BOS vs. NYG). Overall, it marked the seventh time that a deciding World Series game went to extra innings, along with the 1933, 1939 and 1996 games. The 1997 Series was the 10th time a Fall Classic was won by the home team in the bottom of the ninth inning or later (with 1912, 1924, 1927, 1929, 1935, 1953, 1960, 1991 and 1993) and the fifth time in a winner-take-all situation.

FRONT OFFICE

FIELD AND CLUBHOUSE STAFF

PLAYERS

2017 IN REVIEW

CLUB HISTORY

POSTSEASON HISTORY

PLAYER DEVELOPMENT

2018 OPPONENTS

GENERAL INFORMATION

289



1997 POSTSEASON LINESCORES

NATIONAL LEAGUE DIVISION SERIES

NLDS GAME ONE - SEPTEMBER 30, 1997

FLORIDA MARLINS 2, SAN FRANCISCO GIANTS 1

T - 2:48. A - 42,167.

	1	2	3	4	5	6	7	8	9	R	H	E	LOB
GIANTS	0	0	0	0	0	0	1	0	0	1	4	0	2
MARLINS	0	0	0	0	0	0	1	0	1	2	7	0	10

W - Dennis Cook (1-0) L - Julian Tavarez (0-1)

NLDS GAME TWO - OCTOBER 1, 1997

FLORIDA MARLINS 7, SAN FRANCISCO GIANTS 6

T - 3:12. A - 41,283.

	1	2	3	4	5	6	7	8	9	R	H	E	LOB
GIANTS	1	1	1	0	0	1	0	1	0	1	6	11	0
MARLINS	2	0	1	2	0	1	0	0	1	7	10	2	10

W - Robb Nen (1-0) L - Roberto Hernández (0-1)

NLDS GAME THREE - OCTOBER 3, 1997

FLORIDA MARLINS 6, SAN FRANCISCO GIANTS 2

T - 3:22. A - 57,188.

	1	2	3	4	5	6	7	8	9	R	H	E	LOB
MARLINS	0	0	0	0	0	4	0	2	0	6	10	2	8
GIANTS	0	0	0	1	0	1	0	0	0	2	7	0	7

W - Alex Fernández (1-0) L - Wilson Alvarez (0-1)

NATIONAL LEAGUE CHAMPIONSHIP SERIES

NLCS GAME ONE - OCTOBER 7, 1997

FLORIDA MARLINS 5, ATLANTA BRAVES 3

T - 3:22. A - 57,188.

	1	2	3	4	5	6	7	8	9	R	H	E	LOB
MARLINS	3	0	2	0	0	0	0	0	0	5	6	0	6
BRAVES	1	0	1	0	0	1	0	0	0	3	5	2	7

W - Kevin Brown (1-0) L - Greg Maddux (1-1)
S - Robb Nen (1)

NLCS GAME TWO - OCTOBER 8, 1997

ATLANTA BRAVES 7, FLORIDA MARLINS 1

T - 2:51. A - 48,933.

	1	2	3	4	5	6	7	8	9	R	H	E	LOB
MARLINS	0	0	0	0	0	0	0	1	0	1	3	1	4
BRAVES	3	0	2	0	0	0	2	0	X	7	13	0	8

W - Tom Glavine (2-0) L - Alex Fernández (1-1)

NLCS GAME THREE - OCTOBER 10, 1997

FLORIDA MARLINS 5, ATLANTA BRAVES 2

T - 2:59. A - 53,857.

	1	2	3	4	5	6	7	8	9	R	H	E	LOB
BRAVES	0	0	0	1	0	1	0	0	0	2	6	1	6
MARLINS	0	0	0	1	0	4	0	0	X	5	8	1	7

W - Liván Hernández (1-0) L - John Smoltz (1-1)
S - Robb Nen (2)

NLCS GAME FOUR - OCTOBER 11, 1997

ATLANTA BRAVES 4, FLORIDA MARLINS 0

T - 2:48. A - 54,890.

	1	2	3	4	5	6	7	8	9	R	H	E	LOB
BRAVES	1	0	1	0	2	0	0	0	0	4	11	0	8
MARLINS	0	0	0	0	0	0	0	0	0	0	4	0	5

W - Denny Neagle (1-0) L - Al Leiter (0-1)

NLCS GAME FIVE - OCTOBER 12, 1997

FLORIDA MARLINS 2, ATLANTA BRAVES 1

T - 2:27. A - 51,982.

	1	2	3	4	5	6	7	8	9	R	H	E	LOB
BRAVES	0	1	0	0	0	0	0	0	0	1	3	0	3
MARLINS	1	0	0	0	0	1	0	X		2	5	0	3

W - Liván Hernández (2-0) L - Greg Maddux (1-2)

NLCS GAME SIX - OCTOBER 14, 1997

FLORIDA MARLINS 7, ATLANTA BRAVES 4

T - 3:10. A - 50,446.

	1	2	3	4	5	6	7	8	9	R	H	E	LOB
MARLINS	4	0	0	0	0	3	0	0	0	7	10	1	11
BRAVES	1	2	0	0	0	0	0	0	1	4	11	1	8

W - Kevin Brown (2-0) L - Tom Glavine (2-1)

WORLD SERIES

WORLD SERIES GAME ONE - OCTOBER 18, 1997

FLORIDA MARLINS 7, CLEVELAND INDIANS 4

T - 3:19. A - 67,245.

	1	2	3	4	5	6	7	8	9	R	H	E	LOB
INDIANS	1	0	0	1	1	0	1	0	0	4	11	0	12
MARLINS	0	0	1	4	2	0	0	0	X	7	7	1	6

W - Liván Hernández (3-0) L - Orel Hershiser (0-1)
S - Robb Nen (3)

WORLD SERIES GAME TWO - OCTOBER 19, 1997

CLEVELAND INDIANS 6, FLORIDA MARLINS 1

T - 2:48. A - 67,025.

	1	2	3	4	5	6	7	8	9	R	H	E	LOB
INDIANS	1	0	0	0	3	2	0	0	0	6	14	0	6
MARLINS	1	0	0	0	0	0	0	0	0	1	8	0	9

W - Chad Ogea (1-2) L - Kevin Brown (2-1)

WORLD SERIES GAME THREE - OCTOBER 21, 1997

FLORIDA MARLINS 14, CLEVELAND INDIANS 11

T - 4:12. A - 44,880.

	1	2	3	4	5	6	7	8	9	R	H	E	LOB
MARLINS	1	0	1	1	0	2	2	0	7	14	16	3	9
INDIANS	2	0	0	3	2	0	0	0	4	11	10	3	9

W - Dennis Cook (2-0) L - Eric Plunk (1-2)

WORLD SERIES GAME FOUR - OCTOBER 22, 1997

CLEVELAND INDIANS 10, FLORIDA MARLINS 3

T - 3:15. A - 44,877.

	1	2	3	4	5	6	7	8	9	R	H	E	LOB
MARLINS	0	0	0	1	0	2	0	0	0	3	6	2	6
INDIANS	3	0	3	0	0	1	1	2	X	10	15	0	10

W - Jaret Wright (3-0) L - Tony Saunders (0-1)
S - Brian Anderson (1)



FRONT OFFICE
 FIELD AND CLUBHOUSE STAFF
 PLAYERS
 2017 IN REVIEW
 CLUB HISTORY
 POSTSEASON HISTORY
 PLAYER DEVELOPMENT
 2018 OPPONENTS
 GENERAL INFORMATION

1997 POSTSEASON LINESCORES

WORLD SERIES

WORLD SERIES GAME FIVE - OCTOBER 23, 1997 FLORIDA MARLINS 8, CLEVELAND INDIANS 7

T - 3:39. A - 44,888.

	1	2	3	4	5	6	7	8	9	R	H	E	LOB
MARLINS	0	2	0	0	0	4	0	1	1	8	15	2	9
INDIANS	0	1	3	0	0	0	0	0	3	7	9	0	9

W - Livan Hernández (4-0) L - Orel Hershiser (0-2)
S - Robb Nen (4)

WORLD SERIES GAME SIX - OCTOBER 25, 1997 CLEVELAND INDIANS 4, FLORIDA MARLINS 1

T - 3:15. A - 67,498.

	1	2	3	4	5	6	7	8	9	R	H	E	LOB
INDIANS	0	2	1	0	1	0	0	0	0	4	7	0	5
MARLINS	0	0	0	0	1	0	0	0	0	1	8	0	11

W - Chad Ogea (2-2) L - Kevin Brown (2-2)
S - Jose Mesa (4)

WORLD SERIES GAME SEVEN - OCTOBER 26, 1997 FLORIDA MARLINS 3, CLEVELAND INDIANS 2

T - 4:10. A - 67,204.

	1	2	3	4	5	6	7	8	9	10	11	R	H	E	LOB
INDIANS	0	0	2	0	0	0	0	0	0	0	2	6	2		8
MARLINS	0	0	0	0	0	0	1	0	1	0	1	3	8	0	12

W - Jay Powell (1-0) L - Charles Nagy (0-2)

1997 NLCS STATISTICS

BATTER	AVG	G	AB	R	H	2B	3B	HR	RBI	SH	SF	HP	BB	SO	SB	CS	GDP	E
Abbott, K.	.250	3	8	0	2	0	0	0	0	0	0	0	0	0	0	0	1	0
Alou, M.	.214	3	14	1	3	1	0	0	1	0	0	0	0	3	0	0	1	0
Arias, A.	1.000	1	1	0	1	0	0	0	1	0	0	0	0	0	0	0	0	0
Bonilla, B.	.333	3	12	1	4	0	0	1	3	0	0	0	2	1	0	0	1	0
Cangelosi, J.	.000	1	1	0	0	0	0	0	0	0	0	0	0	0	0	0	0	0
Conine, J.	.364	3	11	3	4	1	0	0	0	0	0	0	1	0	0	0	0	1
Counsell, C.	.400	3	5	0	2	1	0	0	1	1	0	0	1	0	0	0	0	1
Eisenreich, J.	-	2	0	0	0	0	0	0	0	0	0	0	2	0	0	0	0	0
Johnson, C.	.250	3	8	5	2	1	0	1	2	0	0	1	3	2	0	0	0	0
Renteria, E.	.154	3	13	1	2	0	0	0	1	0	0	0	2	4	0	0	1	2
Sheffield, G.	.556	3	9	3	5	1	0	1	1	0	0	0	5	0	1	0	0	0
Wehner, J.	-	1	0	0	0	0	0	0	0	0	0	0	0	0	0	0	0	0
White, D.	.182	3	11	1	2	0	0	1	4	0	0	0	2	3	0	0	0	0
Brown, K.	.000	1	2	0	0	0	0	0	0	0	0	0	0	2	0	0	0	0
Fernandez, A.	.000	1	2	0	0	0	0	0	0	0	0	0	1	1	0	0	0	0
Hernandez, L.	.000	1	1	0	0	0	0	0	0	0	0	0	0	0	0	0	0	0
Leiter, A.	.000	1	1	0	0	0	0	0	0	0	0	0	0	0	0	0	0	0
MARLINS	.273	3	99	15	27	5	0	4	14	1	0	1	19	16	1	0	4	4
GIANTS	.224	3	98	9	22	4	0	4	8	2	1	0	6	21	2	3	2	0

PINCH HITTING (AB-H-HR-RBI): Team (3-1-0-1); Eisenreich (0-0-0-0); Abbott (1-0-0-0); Arias (1-1-0-1); Cangelosi (1-0-0-0)

PITCHER	ERA	W-L	G	GS	CG	SHO	SV	IP	H	R	ER	HR	HB	BB	SO	WP
Brown, K.	1.29	0-0	1	1	0	0	0	7.0	4	1	1	1	0	0	5	0
Cook, D.	0.00	1-0	2	0	0	0	0	3.0	0	0	0	0	0	1	3	0
Fernandez, A.	2.57	1-0	1	1	0	0	0	7.0	7	2	2	2	0	0	5	0
Hernandez, L.	2.25	0-0	1	0	0	0	0	4.0	3	1	1	0	0	0	3	0
Leiter, A.	9.00	0-0	1	1	0	0	0	4.0	7	4	4	1	0	3	3	1
Nen, R.	0.00	1-0	2	0	0	0	0	2.0	1	1	0	0	0	2	2	1
MARLINS	2.67	3-0	3	3	0	0	0	27.0	22	9	8	4	0	6	21	2
GIANTS	5.26	0-3	3	3	0	0	0	25.2	27	15	15	4	1	19	16	0

FRONT OFFICE

FIELD AND CLUBHOUSE STAFF

PLAYERS

2017 IN REVIEW

CLUB HISTORY

POSTSEASON HISTORY

PLAYER DEVELOPMENT

2018 OPPONENTS

GENERAL INFORMATION



1997 NLDS STATISTICS

BATTER	AVG	G	AB	R	H	2B	3B	HR	RBI	SH	SF	HP	BB	SO	SB	CS	GDP	E
Abbott, K.	.375	2	8	0	3	1	0	0	0	0	0	0	0	2	0	0	0	0
Alou, M.	.067	5	15	0	1	1	0	0	5	0	0	0	1	3	0	0	1	0
Arias, A.	1.000	3	1	0	1	0	0	0	0	0	0	0	0	0	0	0	0	0
Bonilla, B.	.261	6	23	3	6	1	0	0	4	0	0	0	1	6	0	0	0	0
Cangelosi, J.	.200	3	5	0	1	0	0	0	0	0	0	0	1	0	0	0	0	0
Conine, J.	.111	6	18	1	2	0	0	0	1	1	0	0	1	4	0	0	1	0
Counsell, C.	.429	5	14	0	6	0	0	0	2	0	0	0	3	3	0	0	0	1
Daulton, D.	.250	3	4	1	1	1	0	0	1	0	0	0	1	2	0	0	0	0
Eisenreich, J.	.000	1	3	0	0	0	0	0	0	0	0	0	0	0	0	0	1	0
Johnson, C.	.118	6	17	1	2	2	0	0	5	1	0	1	3	8	0	1	0	2
Renteria, E.	.227	6	22	4	5	1	0	0	0	0	0	1	3	6	1	0	1	0
Sheffield, G.	.235	6	17	6	4	0	0	1	1	0	0	1	7	3	0	0	0	0
White, D.	.190	6	21	4	4	1	0	0	1	0	0	1	2	7	1	0	0	0
Zaun, G.	.000	1	0	0	0	0	0	0	0	0	0	0	0	0	0	0	0	0
Brown, K.	.000	2	6	0	0	0	0	0	0	2	0	0	0	3	0	0	0	0
Fernandez, A.	.000	1	1	0	0	0	0	0	0	0	0	0	0	1	0	0	0	0
Hernandez, L.	.000	2	3	0	0	0	0	0	0	1	0	0	0	1	0	0	0	0
Leifer, A.	.000	2	1	0	0	0	0	0	0	0	0	0	0	1	0	0	0	0
Saunders, T.	.000	1	2	0	0	0	0	0	0	0	0	0	0	2	0	0	0	0
BRAVES	.253	6	194	21	49	5	2	6	21	5	3	2	16	49	1	1	3	4
MARLINS	.199	6	181	20	36	8	0	1	20	5	0	3	23	52	2	1	4	3

PINCH HITTING (AB-H-HR-RBI): (Team: 6-1-0-0); Cangelosi(2-1-0-0); Alou: (1-0-0-0); Arias: (1-1-0-0); Daulton: (1-0-0-0)

PITCHER	ERA	W-L	G	GS	CG	SHO	SV	IP	H	R	ER	HR	HB	BB	SO	WP
Brown, K.	4.20	2-0	2	2	1	0	0	15.0	16	7	7	2	1	5	11	0
Cook, D.	0.00	0-0	2	0	0	0	0	2.1	0	0	0	0	1	0	2	0
Fernandez, A.	16.88	0-1	1	1	0	0	0	2.2	6	5	5	2	0	1	3	0
Heredia, F.	5.40	0-0	2	0	0	0	0	3.1	3	2	2	0	0	2	4	0
Hernandez, L.	0.84	2-0	2	1	1	0	0	10.2	5	1	1	1	0	2	16	0
Leifer, A.	4.32	0-1	2	1	0	0	0	8.1	13	4	4	1	0	2	6	0
Nen, R.	0.00	0-0	2	0	0	0	2	2.0	0	0	0	0	0	0	0	0
Powell, J.	0.00	0-0	1	0	0	0	0	0.2	0	0	0	0	0	0	1	0
Saunders, T.	3.38	0-0	1	1	0	0	0	5.1	4	2	2	0	0	3	3	0
Vosberg, E.	0.00	0-0	2	0	0	0	0	2.2	2	0	0	0	0	1	3	0
MARLINS	3.57	4-2	6	6	2	0	2	53.0	49	21	21	6	0	16	49	0
BRAVES	2.60	2-4	6	6	1	1	0	52.0	36	20	15	1	3	23	52	0

1997 WORLD SERIES STATISTICS

BATTER	AVG	G	AB	R	H	2B	3B	HR	RBI	SH	SF	HP	BB	SO	SB	CS	GDP	E
Abbott, K.	.000	3	3	0	0	0	0	0	0	0	0	0	0	1	0	0	0	0
Alou, M.	.321	7	28	6	9	2	0	3	9	0	0	0	3	6	1	0	0	0
Arias, A.	.000	2	1	1	0	0	0	0	0	0	0	0	0	0	0	0	0	0
Bonilla, B.	.207	7	29	5	6	1	0	1	3	0	0	0	3	5	0	0	3	2
Cangelosi, J.	.333	3	3	0	1	0	0	0	0	0	0	0	0	2	0	0	0	0
Conine, J.	.231	6	13	1	3	0	0	0	2	0	0	0	0	0	0	0	1	0
Counsell, C.	.182	7	22	4	4	1	0	0	2	0	1	0	6	5	1	0	0	1
Daulton, D.	.389	7	18	7	7	2	0	1	2	0	1	0	3	0	1	0	1	0
Eisenreich, J.	.500	5	8	1	4	0	0	1	3	0	0	0	3	1	0	0	0	0
Floyd, C.	.000	4	2	1	0	0	0	0	0	0	0	0	1	1	0	0	0	0
Johnson, C.	.357	7	28	4	10	0	0	1	3	0	0	0	1	6	0	0	0	0
Renteria, E.	.290	7	31	3	9	2	0	0	3	0	0	0	3	5	0	0	0	1
Sheffield, G.	.292	7	24	4	7	1	0	1	5	0	0	1	8	5	0	0	2	1
White, D.	.242	7	33	0	8	3	1	0	2	0	0	0	3	10	1	0	0	0
Zaun, G.	.000	2	2	0	0	0	0	0	0	0	0	0	0	0	0	0	0	0
Brown, K.	.000	2	3	0	0	0	0	0	0	0	0	0	0	1	0	0	0	0
Hernandez, L.	.000	2	2	0	0	0	0	0	0	1	0	0	0	0	0	0	0	0
Leifer, A.	.000	2	0	0	0	0	0	0	0	0	0	0	2	0	0	0	0	1
MARLINS	.272	7	250	37	68	12	1	8	34	1	2	1	36	48	4	0	7	8
INDIANS	.291	7	247	44	72	12	1	7	42	5	3	0	40	51	5	3	0	5

PINCH HITTING (AB-H-HR-RBI): (Team: 1-13-0-1); Abbott (3-0-0-0); Cangelosi (3-1-0-0); Floyd (2-0-0-0); Daulton (1-0-0-1); Eisenreich (1-0-0-0); Arias (1-0-0-0); Conine (1-0-0-0); Zaun (1-0-0-0)

PITCHER	ERA	W-L	G	GS	CG	SHO	SV	IP	H	R	ER	HR	HB	BB	SO	WP
Alfonseca, A.	0.00	0-0	3	0	0	0	0	6.1	6	0	0	0	0	1	5	0
Brown, K.	8.18	0-2	2	2	0	0	0	11	15	10	10	1	0	5	6	0
Cook, D.	0.00	1-0	3	0	0	0	0	3.2	1	0	0	0	0	1	5	0
Heredia, F.	0.00	0-0	4	0	0	0	0	5.1	2	0	0	0	0	1	5	0
Hernandez, L.	5.27	2-0	2	2	0	0	0	13.2	15	9	8	3	0	10	7	1
Leifer, A.	5.06	0-0	2	2	0	0	0	10.2	10	9	6	1	0	10	10	0
Nen, R.	7.71	0-0	4	0	0	0	2	4.2	8	5	4	0	0	2	7	0
Powell, J.	7.36	1-0	4	0	0	0	0	3.2	5	3	3	1	0	4	2	0
Saunders, T.	27.00	0-1	1	1	0	0	0	2	7	6	6	1	0	3	2	0
Vosberg, E.	6.00	0-0	2	0	0	0	0	3	3	2	2	0	0	3	2	0
MARLINS	5.48	4-3	7	7	0	0	2	64	72	44	39	7	0	40	51	1
INDIANS	4.52	3-4	7	7	0	0	2	63.2	68	37	32	8	1	36	48	3

FRONT OFFICE
 FIELD AND CLUBHOUSE STAFF
 PLAYERS
 2017 IN REVIEW
 CLUB HISTORY
 POSTSEASON HISTORY
 PLAYER DEVELOPMENT
 2018 OPPONENTS
 GENERAL INFORMATION



2003 POSTSEASON NOTES

The Marlins entered the 2003 postseason as the National League's Wild Card entry, the fourth team in Major League Baseball history to enter the playoffs as the Wild Card multiple times. The Marlins (also Wild Card in 1997), joined the New York Mets (1999 and 2000), the New York Yankees (1995 and 1997) and the Boston Red Sox (1998, 1999 and 2003). Florida is one of three Major League Baseball expansion teams to make the postseason at least twice in their first 11 seasons. Kansas City came into play in 1969 and made the postseason in 1976, 1977 and 1978. Arizona began play in 1998, and saw postseason action in 1999, 2001 and 2002. The Marlins are one of six teams to advance to the World Series as a Wild Card team and one of four (with the Angels, Red Sox and Giants) to win it.

SIX STRAIGHT: The Marlins concluded the World Series with wins in each of their six playoff series to open the Club's franchise history. The six straight playoff series wins surpasses the mark of consecutive postseason series wins to begin a team's playoff history, done by the Boston Red Sox from 1903-1918. Of the 29 Major League franchises who have participated in postseason play, the Marlins are the only ones never to lose a series.

A WILD POSTSEASON: During the 2003 postseason, the Marlins posted three extra-inning victories, notched three wins when trailing by three or more runs and collected four wins in their final at-bats. According to Jayson Stark on ESPN.com, the Marlins are the fourth team in postseason history with three extra-inning wins and are the fourth team to win three games when trailing by three or more runs. Additionally, no postseason team had ever won more than four games in their last at-bat.

RECORD-SETTING CROWDS: The NLCS Game 4 crowd of 65,829 against the Cubs on October 12 set a new LCS attendance record, surpassing the previous mark of 65,476 (HOU @ PHI on 10/8/80). The Marlins also set a DS attendance record, drawing 65,464 in Game 4 vs. San Francisco (October 4). The October 23 World Series crowd of 65,975 was the largest World Series crowd since Game 7 of the 1997 Series when the Marlins drew 67,204 to see Florida host the Cleveland Indians.

NATIONAL LEAGUE DIVISION SERIES NOTES

A SERIES FOR THE AGES: The NL Division Series between the Marlins and Giants featured 72-year-old Jack McKeon and 68-year-old Felipe Alou. McKeon was the oldest manager to participate in postseason play in Major League Baseball history, while Felipe Alou was the fourth-oldest. Below is a look at the list:

JACK MCKEON	2003 FLORIDA	72 YEARS OLD
Casey Stengel	1960 New York (AL)	70 years old
Davey Johnson	2012 Washington	69 years old
Connie Mack	1937 Philadelphia (AL)	68 years old
Tommy Lasorda	1995 Los Angeles (NL)	68 years old
Felipe Alou	2003 San Francisco	68 years old
Jim Leyland	2013 Detroit	68 years old

The two opposing skippers in this NLDS, McKeon and Alou, had a combined age of 140 years, the highest combined age of any two managers facing each other in postseason history. Below is a look:

COMB. AGE	YEAR	TEAMS	MAN.
140	2003	FLA-SF (DS)	McKeon / Alou
128	1958	NY-Y-ATL (WS)	Stengel / Haney
126	1957	ATL-NYY (WS)	Haney / Stengel
123	1949	BRO-NYY (WS)	Shotton / Stengel
119	2013	DET-BOS (CS)	Leyland / Farrell
118	1953	BRO-NYY (WS)	Dressen / Stengel

WHAT WAYS TO WIN IT: The Marlins closed out their series with the Giants in rather historic ways. On Friday, October 3, the Marlins downed the Giants, 4-3 in 11 innings. The Giants scored an unearned run in the top of the 11th and the Marlins countered with two unearned tallies in the bottom. It marked the first time since Game 8 of the 1912 World Series that a team came from

behind to win a postseason game with two unearned runs in the bottom of an extra inning, according to the *Elias Sports Bureau*.

The Marlins followed that classic ending with more excitement on Saturday afternoon, October 4, when the Fish ended the NLDS with a 7-6 win over the Giants. The game ended as Jeff Conine threw out J.T. Snow at home plate on a Jeffrey Hammonds single to left. According to the *Elias Sports Bureau*, the event marked the first time in Major League Baseball postseason history that a series ended with the tying run being thrown out at home plate.

CABRERA MATCHES POSTSEASON MARK: Miguel Cabrera went 4x5 in Game 4 of the National League Division Series vs. San Francisco. The four hits tied a Major League postseason record for hits by a rookie, joining NYY's Derek Jeter (1996 ALCS G1), LAD's Chad Fonville (1995 NLDS G2), NYG's Freddie Lindstrom (1924 WS G5) and STL Browns' Joe Garagiola (1946 WS G4).

Cabrera had four home runs and 12 RBI in the 2003 postseason, the best single-season rookie home run and RBI marks in MLB playoff history. Entering this postseason, Willie McGee (1982 STL) held the rookie RBI mark at 10. Hideki Matsui had 11 RBI in the 2003 playoffs, one behind Cabrera.

OH THOSE LEFT ON BASE: The Marlins and Giants combined to leave 30 men on base on October 3, setting a new NLDS record. The previous mark was 26, done by the Giants (16) and Mets (10) in a 13-inning contest on October 7, 2000.

NATIONAL LEAGUE CHAMPIONSHIP SERIES

PINCH ME: Mike Lowell became the sixth player in MLB postseason history to hit a pinch-hit home run in extra innings when he homered in the top of the 11th inning on October 7 at Chicago. Below is a look at the all-time postseason extra-inning PH homer list:

MIKE LOWELL (FLA)	G1 2003 NLCS at CHC
Trot Nixon (BOS)	G3 2003 ALDS vs. Oak
Mike Pagliarulo (MIN)	G3 1991 ALCS at TOR
George Vukovich (PHI)	G4 1981 NLDS vs. MON
John Lowenstein (BAL)	G1 1979 ALCS vs. CAL
Dusty Rhodes (SF)	G1 1954 WS vs. CLE

HOMERS SHALL FLY: The Marlins hit a team postseason-high four home runs on October 7 at Chicago. Three of the homers (by Rodriguez, Encarnacion and Cabrera) came in the third inning, marking the first time in NLCS history that a team homered three times in an inning. Cabrera's and Encarnacion's homers were back-to-back, the seventh time in NLCS history that a team had players hit back-to-back homers.

A RECORD-SETTING NIGHT: The 17 extra-base hits by the Marlins and Cubs on October 7 set a new LCS record, surpassing the previous mark of 12, done on October 5, 1975 (OAK and BOS) and October 9, 1993 (PHI and ATL). The seven HR by both teams also set a new LCS record.

CABRERA AMONG THE YOUNGEST: On October 7 at Chicago, Miguel Cabrera became the second-youngest player to homer in the postseason, at 20 years, 182 days. The youngest player to go deep in the playoffs was Atlanta's Andruw Jones (19.178) on 10/17/96 vs. STL.

DONTRELLE WITH THE BAT: Dontrelle Willis became the first Marlins pitcher to collect a multi-hit game in postseason play as he went 3x3 on October 4 vs. SF. Willis' three hits set a postseason rookie pitcher record. He was the first pitcher to post a three-hit postseason game since LA's Orel Hershiser did it in Game Two of the 1988 World Series vs. Oakland.

FRONT OFFICE

FIELD AND CLUBHOUSE STAFF

PLAYERS

2017 IN REVIEW

CLUB HISTORY

POSTSEASON HISTORY

PLAYER DEVELOPMENT

2018 OPPONENTS

GENERAL INFORMATION



2003 POSTSEASON NOTES

FRONT OFFICE
FIELD AND CLUBHOUSE STAFF
PLAYERS
2017 IN REVIEW
CLUB HISTORY
POSTSEASON HISTORY
PLAYER DEVELOPMENT
2018 OPPONENTS
GENERAL INFORMATION

BECKETT'S BEST: The Marlins forced a Game 6 in the NLCS as RHP Josh Beckett threw the first complete game (CG SHO) of his career (regular and postseason) on October 12. The two-hit shutout by Beckett tied the NLCS record for fewest hits allowed in a complete game, joining CIN's Ross Grimley (10/10/72), NY's Jon Matlack (10/7/73) and SF's Dave Dravecky (10/7/87). Beckett's effort was the 15th complete game shutout in NLCS history. Beckett became the first pitcher to shut out the Cubs in a postseason game since Boston's Babe Ruth, who blanked the Cubs in Game 1 of the 1918 World Series.

IN SELECT COMPANY: According to research by ESPN, Josh Beckett became the third pitcher in postseason history to throw a complete game shutout, allowing two hits or less and fanning 10 or more. Beckett joins Roger Clemens (2000 ALCS vs. SEA, 15 K) and Big Ed Walsh (1906 WS vs. CHC, 12 K) on that list.

IN AN ELIMINATION GAME: According to Jayson Stark of ESPN.com, Beckett became the fourth pitcher in the last 40 years to pitch a CG SHO with his team facing elimination (excluding G7's in LCS or WS or G5's in DS). Beckett joined the list with Curt Schilling (1993 WS), Danny Jackson (1985 ALCS) and Joe Coleman (1972 ALCS).

BIG INNING: The Marlins scored all eight of their runs in the eighth inning on October 14 at Chicago in an 8-3 win. The eight-run inning established a Marlins playoff record, surpassing their previous best of seven, done in the ninth inning of Game 3 of the 1997 World Series (October 21). The eight-run inning also tied an overall Marlins' record for runs scored in an inning, done for the ninth time overall and the first time since July 25, 2003 vs. PHIL. The Fish were one run from tying the all-time NLCS record (nine), done by St. Louis in the second inning on October 13, 1985 vs. LA.

According to ESPN, the Marlins became the fifth team in LCS history to come back from a three-run or greater deficit in postseason play to win when facing elimination, and the first since Game 5 of the 1986 ALCS (Game 5 - Boston at California).

BACK FROM 3-1: The Marlins became the fourth team in LCS history (since 1985) to overcome a 3-1 deficit to capture the pennant. Prior to Florida's accomplishment, only one NL team had done it, the 1996 Atlanta Braves, who won three straight over St. Louis to advance to the World Series. Below is a look at the list of 3-1 LCS comebacks:

YEAR	LCS COMEBACKS	WORLD SERIES RESULT
1985	KC over Toronto	KC over STL (4-3)
1986	Boston over California	NYM over BOS (4-3)
1996	Atlanta over St. Louis	NYM over ATL (4-2)
2003	Florida over Chicago	FLA over NYY (4-2)
2007	Boston over Cleveland	BOS over COL (4-0)

AN MVP PERFORMANCE: Marlins' catcher Pudge Rodríguez was named the NLCS Most Valuable Player, as he hit .321 (9x28) with two home runs and 10 RBI. The 10 RBI set a new NLCS record, surpassing the previous mark of nine, done by San Francisco's Matt Williams in 1989. Rodríguez became the fifth catcher in NLCS history to win MVP honors. Pudge joins STL's Darrell Porter (1982), ATL's Javy Lopez (1996), ATL's Eddie Pérez (1999) and SF's Benito Santiago (2002).

A TOUGH TRICK TURNED: The Marlins advanced to the World Series by winning consecutive road games trailing three games to one, a feat done for the fifth time in postseason history: 1958 (NYY over MIL Braves in WS), 1968 (DET over STL in WS), 1979 (PIT over BAL in WS), 1985 (KC over TOR in ALCS) and 2003 (FLA over CHC in NLCS).

WORLD SERIES

The Marlins became the first team in MLB history to reach the World Series as a Wild Card entry twice.

OF HISTORIC SIGNIFICANCE: The Marlins became the third expansion team to win multiple World Series, joining the New York Mets and Toronto Blue Jays. The Jays won their two World Championships in their first 17 seasons, while the Mets did it in their first 25 campaigns. The Marlins won two World Championships in their first 11 Major League seasons. The Marlins would become the first team in the post-expansion era to accomplish the feat.

JACK MCKEON: Marlins' manager Jack McKeon became the second manager in Major League Baseball history to lead his team to a World Series championship after taking over his Club during the season. The first manager to accomplish the feat was the Yankees' Bob Lemon in 1978, when he replaced Billy Martin.

EXPANSION NOTABLES: The Marlins were one of five expansion teams to reach the World Series multiple times. The New York Mets lead the list with five Fall Classic entries (win in 1969, loss in 1973, win in 1986, loss in 2000, and loss in 2015). The Kansas City Royals have the second-most with four (loss in 1980, win in 1985, loss in 2014, and win in 2015), while the Marlins, San Diego Padres (loss in 1984 and loss in 1998), and Toronto Blue Jays (win in 1992, win in 1993) have each made two World Series appearances.

AGE IS A STATE OF MIND: Marlins' manager Jack McKeon became the oldest skipper to lead his team to the World Series, as the Series opened with McKeon 72 years and 329 days old. McKeon is ahead of Casey Stengel (70.067 in 1960 with NYY), Connie Mack (68.283 in 1931 with PHA), Stengel (68.063 in 1958 with NYY), Mack (67.283 in 1930 with PHA) and Stengel (67.064 in 1957 with NYY).

McKeon was the first manager since Philadelphia's Paul Owens (in 1983) to lead his team to the World Series after not beginning the season as that Club's skipper.

HOW DO YOU DO, MR. GONZÁLEZ: Alex González hit a walk-off homer off the Yankees' Jeff Weaver in the bottom of the 12th inning on October 22. It marked the first walk-off homer in Marlins postseason history and holds significance in baseball history. It marked the 13th time that a World Series game ended on a home run and the first time since October 31, 2001 (G4 vs. ARI), when Derek Jeter homered in the bottom of the 10th inning.

According to research done by ESPN, González was the third player in baseball history to have his first career postseason homer come as a World Series walk off, joining Dusty Rhodes (1954 NYG vs. CLE) and Eddie Mathews (1957 MIL Braves vs. NYY). ESPN also noted that González was the third player to hit a walk-off homer against the Yankees in World Series play, joining Bill Mazeroski (1960 G7, with PIT) and Mathews (1957 G4, with MIL).

A PENNY FOR YOUR THOUGHTS: RHP Brad Penny went 2-0 with a 2.19 ERA in two World Series starts against the Yankees. Penny became the 13th pitcher to beat the Yankees twice in the same Series, joining Sandy Koufax, Bob Gibson and Randy Johnson as the only four to do so in the last 40 years.

BECKETT NAMED WORLD SERIES MVP: Josh Beckett (1-1, 1.10 ERA in WS) became the youngest World Series MVP since 22-year-old Liván Hernández claimed the honor for the Marlins in 1997. Beckett became the first pitcher since Minnesota's Jack Morris in 1991 to pitch a complete game shutout in a deciding World Series game, the 19th overall in baseball history. It was the first complete game shutout in a World Series game since Arizona's Randy Johnson on October 28, 2001 at New York. Beckett's five hits were the fewest hits in a deciding complete game shutout since Baltimore's Scott McGregor (5) in 1983. He became the youngest pitcher to win a deciding World Series game (23 years, 5 months, 10 days) since Kansas City's Bret Saberhagen (21.6.16) in 1985. Beckett fanned 47 batters in the 2003 postseason, tying Randy Johnson (2001) for second-most strikeouts in a single postseason behind Arizona's Curt Schilling in 2001 (56).



2003 POSTSEASON LINESCORES

NATIONAL LEAGUE DIVISION SERIES

NLDS GAME ONE - SEPTEMBER 30, 2003

SAN FRANCISCO GIANTS 2, FLORIDA MARLINS 0

T - 2:33. A - 43,704.

	1	2	3	4	5	6	7	8	9	R	H	E	LOB
MARLINS	0	0	0	0	0	0	0	0	0	0	3	1	4
GIANTS	0	0	0	1	0	0	0	1	X	2	3	2	7

W - Jason Schmidt (1-0) L - Josh Beckett (0-1)

NLDS GAME THREE - OCTOBER 3, 2003

FLORIDA MARLINS 4, SAN FRANCISCO GIANTS 3

T - 4:11. A - 61,488.

	1	2	3	4	5	6	7	8	9	10	11	R	H	E	LOB
GIANTS	0	0	0	0	0	2	0	0	0	0	1	3	12	1	18
MARLINS	2	0	0	0	0	0	0	0	0	0	2	4	8	1	12

W - Braden Looper (1-0) L - Tim Worrell (0-1)

NLDS GAME TWO - OCTOBER 1, 2003

FLORIDA MARLINS 7, SAN FRANCISCO GIANTS 5

T - 3:06. A - 43,766.

	1	2	3	4	5	6	7	8	9	R	H	E	LOB
MARLINS	1	0	0	0	3	3	1	1	0	9	14	0	8
GIANTS	1	0	0	3	1	0	0	0	0	5	8	2	6

W - Carl Pavano (1-0) L - Joe Nathan (0-1)

NLDS GAME FOUR - OCTOBER 4, 2003

FLORIDA MARLINS 7, SAN FRANCISCO GIANTS 6

T - 3:19. A - 65,464.

	1	2	3	4	5	6	7	8	9	R	H	E	LOB
GIANTS	0	1	0	0	0	4	0	0	1	6	9	2	5
MARLINS	0	1	2	2	0	0	0	2	X	7	12	0	11

W - Carl Pavano (2-0) L - Felix Rodriguez (0-1)
S - Ugueth Urbina (1)

NATIONAL LEAGUE CHAMPIONSHIP SERIES

NLCS GAME ONE - OCTOBER 7, 2003

FLORIDA MARLINS 9, CHICAGO CUBS 8

T - 3:44. A - 39,567.

	1	2	3	4	5	6	7	8	9	10	11	R	H	E	LOB
MARLINS	0	0	5	0	0	1	0	0	2	0	1	9	14	1	8
CUBS	4	0	0	0	0	2	0	0	2	0	0	8	11	1	5

W - Ugueth Urbina (1-0) L - Mark Guthrie (0-1)
S - Braden Looper (1)

NLCS GAME THREE - OCTOBER 10, 2003

CHICAGO CUBS 5, FLORIDA MARLINS 4

T - 4:16. A - 65,115.

	1	2	3	4	5	6	7	8	9	10	11	R	H	E	LOB
CUBS	1	1	0	0	0	0	0	2	0	0	1	5	12	0	12
MARLINS	0	1	0	0	0	0	2	1	0	0	0	4	10	0	12

W - Joe Borowski (1-0) L - Michael Tejera (0-1)
S - Mike Remlinger (1)

NLCS GAME FIVE - OCTOBER 12, 2003

FLORIDA MARLINS 4, CHICAGO CUBS 0

T - 2:42. A - 65,279.

	1	2	3	4	5	6	7	8	9	R	H	E	LOB
CUBS	0	0	0	0	0	0	0	0	0	0	2	0	3
MARLINS	0	0	0	0	2	0	1	X	4	8	0	9	7

W - Josh Beckett (1-1) L - Carlos Zambrano (0-1)

NLCS GAME SEVEN - OCTOBER 15, 2003

FLORIDA MARLINS 9, CHICAGO CUBS 6

T - 3:11. A - 39,574.

	1	2	3	4	5	6	7	8	9	R	H	E	LOB
MARLINS	3	0	0	0	3	1	2	0	0	9	12	0	6
CUBS	0	3	2	0	0	0	1	0	0	6	6	0	2

W - Brad Penny (1-1) L - Kerry Wood (2-1)
S - Ugueth Urbina (2)

NLCS GAME TWO - OCTOBER 8, 2003

CHICAGO CUBS 12, FLORIDA MARLINS 3

T - 3:02. A - 39,562.

	1	2	3	4	5	6	7	8	9	R	H	E	LOB
MARLINS	0	0	0	0	0	2	0	1	0	3	9	1	8
CUBS	2	3	3	0	3	1	0	0	X	12	16	1	8

W - Mark Prior (2-0) L - Brad Penny (0-1)

NLCS GAME FOUR - OCTOBER 11, 2003

CHICAGO CUBS 8, FLORIDA MARLINS 3

T - 2:58. A - 65,829.

	1	2	3	4	5	6	7	8	9	R	H	E	LOB
CUBS	4	0	2	1	0	0	1	0	0	8	8	0	8
MARLINS	0	0	0	0	2	0	0	1	0	3	6	1	4

W - Matt Clement (1-1) L - Dontrelle Willis (0-1)

NLCS GAME SIX - OCTOBER 14, 2003

FLORIDA MARLINS 8, CHICAGO CUBS 3

T - 3:00. A - 39,577.

	1	2	3	4	5	6	7	8	9	R	H	E	LOB
MARLINS	0	0	0	0	0	0	0	8	0	8	9	0	6
CUBS	1	0	0	0	0	1	1	0	0	3	10	2	7

W - Chad Fox (1-0) L - Mark Prior (2-1)

FRONT OFFICE

FIELD AND CUBHOUSE STAFF

PLAYERS

2007 IN REVIEW

CLUB HISTORY

POSTSEASON HISTORY

PLAYER DEVELOPMENT

2018 OPPONENTS

GENERAL INFORMATION



2003 POSTSEASON LINESCORES

WORLD SERIES

WORLD SERIES GAME ONE - OCTOBER 18, 2003 FLORIDA MARLINS 3, NEW YORK YANKEES 2

T - 3:43. A - 55,769.

	1	2	3	4	5	6	7	8	9	R	H	E	LOB
MARLINS	1	0	0	0	2	0	0	0	0	3	7	1	8
YANKEES	0	0	1	0	0	1	0	0	0	2	9	0	9

W - Brad Penny (2-1) L - David Wells (2-1)
S - Ugueth Urbina (3)

WORLD SERIES GAME TWO - OCTOBER 19, 2003 NEW YORK YANKEES 6, FLORIDA MARLINS 1

T - 2:56. A - 55,750.

	1	2	3	4	5	6	7	8	9	R	H	E	LOB
MARLINS	0	0	0	0	0	0	0	0	1	1	6	0	5
YANKEES	3	1	0	2	0	0	0	0	X	6	10	2	6

W - Andy Pettitte (3-0) L - Mark Redman (0-1)

WORLD SERIES GAME THREE - OCTOBER 21, 2003 NEW YORK YANKEES 6, FLORIDA MARLINS 1

T - 3:21. A - 65,731.

	1	2	3	4	5	6	7	8	9	R	H	E	LOB
YANKEES	0	0	0	1	0	0	0	1	4	6	6	1	8
MARLINS	1	0	0	0	0	0	0	0	0	1	8	0	8

W - Mike Mussina (1-2) L - Josh Beckett (1-2)
S - Mariano Rivera (5)

WORLD SERIES GAME FOUR - OCTOBER 22, 2003 FLORIDA MARLINS 4, NEW YORK YANKEES 3

T - 4:03. A - 65,934.

	1	2	3	4	5	6	7	8	9	10	11	12	R	H	E	LOB
YANKEES	0	1	0	0	0	0	0	0	2	0	0	0	3	12	0	10
MARLINS	3	0	0	0	0	0	0	0	0	0	0	0	1	4	10	7

W - Braden Loper (2-0) L - Jeff Weaver (0-1)

WORLD SERIES GAME FIVE - OCTOBER 23, 2003 FLORIDA MARLINS 6, NEW YORK YANKEES 4

T - 3:05. A - 65,975.

	1	2	3	4	5	6	7	8	9	R	H	E	LOB
YANKEES	1	0	0	0	0	1	0	2	0	4	12	1	2
MARLINS	0	3	0	1	2	0	0	X	0	6	9	1	1

W - Brad Penny (3-1) L - Jose Contreras (0-2)
S - Ugueth Urbina (4)

WORLD SERIES GAME SIX - OCTOBER 25, 2003 FLORIDA MARLINS 2, NEW YORK YANKEES 0

T - 2:57. A - 55,773.

	1	2	3	4	5	6	7	8	9	R	H	E	LOB
MARLINS	0	0	0	0	1	1	0	0	0	2	7	0	9
YANKEES	0	0	0	0	0	0	0	0	0	0	5	1	5

W - Josh Beckett (2-2) L - Andy Pettitte (3-1)

2003 NLDS STATISTICS

BATTER	AVG	G	AB	R	H	2B	3B	HR	RBI	SH	SF	HP	BB	SO	SB	CS	GDP	E
Banks, B.	.000	2	2	0	0	0	0	0	0	0	0	0	0	0	0	0	0	0
Cabrera, M.	.286	4	14	1	4	2	0	0	3	1	0	0	1	6	0	0	0	1
Castillo, L.	.294	4	17	2	5	3	0	0	1	0	0	0	3	3	0	0	0	0
Conine, J.	.267	4	15	2	4	0	0	0	2	0	0	0	2	1	0	0	0	0
Encarnacion, J.	.133	4	15	1	2	0	0	1	1	1	0	0	2	3	0	0	1	0
Fox, A.	.000	0	0	0	0	0	0	0	0	0	0	0	0	0	0	0	0	0
Gonzalez, A.	.063	4	16	2	1	0	0	0	0	0	0	0	1	3	0	0	1	1
Harris, L.	.500	2	2	0	1	0	0	0	0	0	0	0	0	0	0	0	0	0
Hollandsworth, T.	.333	3	3	1	1	0	0	0	0	0	0	0	0	2	0	0	0	0
Lee, D.	.250	4	16	2	4	1	0	0	2	0	0	2	1	2	1	0	0	0
Lowell, M.	.000	2	3	0	0	0	0	0	0	0	0	0	0	1	0	0	0	0
Mordecai, M.	.000	0	0	0	0	0	0	0	0	0	0	0	0	0	0	0	0	0
Pierre, J.	.263	4	19	5	5	1	0	0	3	0	0	0	1	1	1	0	0	0
Redmond, M.	.000	0	0	0	0	0	0	0	0	0	0	0	0	0	0	0	0	0
Rodriguez, I.	.353	4	17	3	6	1	0	1	6	0	0	0	3	1	0	0	0	0
Beckett, J.	.000	1	1	0	0	0	0	0	0	1	0	0	0	1	0	0	0	0
Penny, B.	1.000	2	1	0	1	0	0	0	0	0	0	0	0	0	0	0	0	0
Redman, M.	.000	1	2	0	0	0	0	0	0	0	0	0	0	1	0	0	0	0
Willis, D.	1.000	2	3	1	3	0	1	0	0	0	0	0	0	0	0	0	0	0
MARLINS	.253	4	146	20	37	8	1	2	18	3	0	2	14	25	2	0	2	2
GIANTS	.235	4	136	16	32	7	1	0	15	3	2	2	20	28	1	1	0	7

PINCH HITTING (AB-H-HR-RBI): Team (7-2-0-0); Banks (2-0-0-0); Harris (2-1-0-0); Hollandsworth (3-1-0-0).

PITCHER	ERA	W-L	G	GS	CG	SHO	SV	IP	H	R	ER	HR	HB	BB	SO	WP
Beckett, J.	1.29	0-1	1	1	0	0	0	7.0	2	1	1	0	0	5	9	1
Fox, C.	1.80	0-0	3	0	0	0	0	5.0	3	1	1	0	0	3	3	0
Helling, R.	27.00	0-0	1	0	0	0	0	0.1	2	1	1	0	0	2	0	0
Looper, B.	0.00	1-0	2	0	0	0	0	1.2	1	1	0	0	0	2	0	0
Pavano, C.	0.00	2-0	3	0	0	0	0	2.2	1	0	0	0	1	1	1	0
Penny, B.	6.35	0-0	2	1	0	0	0	5.2	5	4	4	0	0	1	6	0
Redman, M.	3.00	0-0	1	1	0	0	0	6.0	7	2	2	0	0	3	4	0
Tejera, M.	---	0-0	0	0	0	0	0	0.0	0	0	0	0	0	0	0	0
Urbina, U.	3.00	0-0	3	0	0	0	1	3.0	4	1	1	0	1	1	2	0
Willis, D.	7.94	0-0	2	1	0	0	0	5.2	7	5	5	0	0	2	3	0
MARLINS	3.65	3-1	4	4	0	0	1	37.0	32	16	15	0	2	20	28	1
GIANTS	3.68	1-3	4	4	1	0	0	36.2	37	20	15	2	2	14	25	1



FRONT OFFICE
 FIELD AND CLUBHOUSE STAFF
 PLAYERS
 2017 IN REVIEW
 CLUB HISTORY
 POSTSEASON HISTORY
 PLAYER DEVELOPMENT
 2018 OPPONENTS
 GENERAL INFORMATION

2003 NLCS STATISTICS

BATTER	AVG	G	AB	R	H	2B	3B	HR	RBI	SH	SF	HP	BB	SO	SB	CS	GDP	E
Banks, B.	.000	2	1	1	0	0	0	0	0	0	0	0	1	0	0	0	0	0
Cabrera, M.	.333	7	30	9	10	0	0	3	6	0	0	1	2	6	0	0	1	0
Castillo, L.	.214	7	28	3	6	1	0	0	2	1	0	0	5	2	2	0	0	0
Conine, J.	.458	7	24	4	11	1	1	1	3	0	2	0	4	2	0	0	0	1
Encarnacion, J.	.250	5	12	1	3	1	0	1	1	0	0	0	4	0	0	1	0	0
Gonzalez, A.	.125	7	24	1	3	2	0	0	4	0	0	0	0	6	0	0	0	1
Harris, L.	.000	3	2	0	0	0	0	0	0	0	0	0	1	0	0	0	0	0
Hollandsworth, T.	1.000	4	3	2	3	1	0	0	2	0	0	0	1	0	0	0	0	0
Lee, D.	.188	7	32	2	6	2	0	1	4	0	0	1	1	8	1	0	2	0
Lowell, M.	.200	7	20	5	4	0	0	2	3	0	0	0	3	4	0	0	0	0
Mordecai, M.	.200	3	5	1	1	1	0	0	3	1	0	0	0	0	0	0	0	0
Pierre, J.	.303	7	33	5	10	1	2	0	1	1	0	0	2	1	1	3	0	0
Redmond, M.	.000	1	0	1	0	0	0	0	0	0	0	0	1	0	0	0	0	0
Rodriguez, I.	.321	7	28	5	9	2	0	2	10	0	0	0	5	7	0	0	0	1
Beckett, J.	.250	3	8	0	2	0	0	0	0	0	0	0	1	3	0	0	0	0
Helling, R.	.000	2	1	0	0	0	0	0	0	0	0	0	0	0	0	0	0	0
Pavano, C.	.000	3	2	0	0	0	0	0	0	0	0	0	0	1	0	0	0	0
Penny, B.	.000	3	1	0	0	0	0	0	0	0	0	0	0	1	0	0	0	0
Redman, M.	.000	2	2	0	0	0	0	0	0	0	0	0	1	0	0	0	0	0
MARLINS	.266	7	256	40	68	12	3	10	39	3	2	2	28	45	4	3	4	3
CUBS	.258	7	252	42	65	10	4	13	41	7	1	2	23	57	1	0	4	4

PINCH HITTING (AB-H-HR-RBI): Team (9-4-1-3); Banks (1-0-0-0); Harris (2-0-0-0); Hollandsworth (3-3-0-2); Lowell (2-1-1-1); Mordecai (1-0-0-0).

PITCHER	ERA	W-L	G	GS	CG	SHO	SV	IP	H	R	ER	HR	HB	BB	SO	WP
Beckett, J.	3.26	1-0	3	2	1	1	0	19.1	11	7	7	3	0	2	19	0
Bump, N.	6.00	0-0	2	0	0	0	0	3.0	3	2	2	1	0	0	3	1
Fox, C.	5.40	1-0	3	0	0	0	0	3.1	5	2	2	1	0	0	2	0
Helling, R.	6.35	0-0	2	0	0	0	0	5.2	7	5	4	2	0	4	5	2
Looper, B.	0.00	0-0	2	0	0	0	1	1.2	1	0	0	0	0	1	1	0
Pavano, C.	2.35	0-0	3	1	0	0	0	7.2	8	2	2	0	0	1	8	0
Penny, B.	15.75	1-1	3	1	0	0	0	4.0	9	7	7	2	0	3	0	0
Redman, M.	6.52	0-0	2	2	0	0	0	9.2	13	7	7	2	1	4	4	0
Tejera, M.	6.75	0-1	2	0	0	0	0	1.1	2	1	1	0	0	0	1	0
Urbina, U.	2.57	1-0	4	0	0	0	1	7.0	2	2	2	1	1	0	10	0
Willis, D.	18.90	0-1	2	1	0	0	0	3.1	4	7	7	1	0	6	4	1
MARLINS	5.59	4-3	7	7	1	1	2	66.0	65	42	41	13	2	23	57	4
CUBS	4.36	3-4	7	7	0	0	1	66.0	68	40	32	10	2	28	45	3

2003 WORLD SERIES STATISTICS

BATTER	AVG	G	AB	R	H	2B	3B	HR	RBI	SH	SF	HP	BB	SO	SB	CS	GDP	E
Banks, B.	.000	0	0	0	0	0	0	0	0	0	0	0	0	0	0	0	0	0
Cabrera, M.	.167	6	24	1	4	0	0	1	3	0	0	0	1	7	0	0	1	1
Castillo, L.	.154	6	26	1	4	0	0	0	1	1	0	0	0	7	1	1	0	0
Conine, J.	.333	6	21	4	7	1	0	0	0	0	0	0	3	2	0	0	0	0
Encarnacion, J.	.182	6	11	1	2	0	0	0	1	0	1	0	1	5	0	0	0	0
Gonzalez, A.	.273	6	22	3	6	2	0	1	2	1	0	0	0	7	0	1	1	0
Harris, L.	.000	0	0	0	0	0	0	0	0	0	0	0	0	0	0	0	0	0
Hollandsworth, T.	1.000	2	2	0	0	0	0	0	0	0	0	0	0	1	0	0	0	0
Lee, D.	.208	6	24	2	5	0	0	0	2	0	0	0	1	7	0	0	1	1
Lowell, M.	.217	6	23	1	5	1	0	0	2	0	0	0	2	3	0	0	0	0
Mordecai, M.	.000	0	0	0	0	0	0	0	0	0	0	0	0	0	0	0	0	0
Pierre, J.	.333	6	21	2	7	2	0	0	3	0	0	1	5	2	1	1	0	0
Redmond, M.	.000	1	1	0	0	0	0	0	0	0	0	0	0	0	0	0	0	0
Rodriguez, I.	.273	6	22	2	6	2	0	0	1	0	1	0	1	4	0	0	1	0
Beckett, J.	.000	2	2	0	0	0	0	0	0	1	0	0	0	2	0	0	0	0
Pavano, C.	.000	2	2	0	0	0	0	0	0	1	0	0	0	1	0	0	0	0
Penny, B.	.500	2	2	0	1	0	0	0	2	1	0	0	0	0	0	0	0	0
MARLINS	.232	6	203	17	47	8	0	2	17	5	2	1	14	48	2	3	4	2
YANKEES	.261	6	207	21	54	10	1	6	21	2	2	3	22	49	2	2	7	5

PINCH HITTING (AB-H-HR-RBI): Team (3-0-0-0); Encarnacion (1-0-0-0); Hollandsworth (2-0-0-0).

PITCHER	ERA	W-L	G	GS	CG	SHO	SV	IP	H	R	ER	HR	HB	BB	SO	WP
Beckett, J.	1.10	1-1	2	2	1	1	0	16.1	8	2	2	0	1	5	19	0
Bump, N.	---	0-0	0	0	0	0	0	0.0	0	0	0	0	0	0	0	0
Fox, C.	6.00	0-0	3	0	0	0	0	3.0	4	2	2	1	0	4	4	0
Helling, R.	6.75	0-0	1	0	0	0	0	2.2	2	2	2	1	0	0	2	0
Looper, B.	9.82	1-0	4	0	0	0	0	3.2	6	4	4	2	1	0	4	0
Pavano, C.	1.00	0-0	2	1	0	0	0	9.0	8	1	1	0	0	1	6	0
Penny, B.	2.19	2-0	2	2	0	0	0	12.1	15	4	3	1	0	5	7	0
Redman, M.	15.43	0-1	1	1	0	0	0	2.1	5	4	4	1	1	2	2	1
Tejera, M.	---	0-0	0	0	0	0	0	0.0	0	0	0	0	0	0	0	0
Urbina, U.	6.00	0-0	3	0	0	0	0	2	3.0	2	2	2	0	3	2	0
Willis, D.	0.00	0-0	3	0	0	0	0	3.2	4	0	0	0	0	2	3	0
MARLINS	3.21	4-2	6	6	1	1	2	56.0	54	21	20	6	3	22	49	1
YANKEES	2.13	2-4	6	6	0	0	1	55.0	47	17	13	2	1	14	48	0



NOTES

FRONT OFFICE

FIELD AND
CLUBHOUSE STAFF

PLAYERS

2017 IN REVIEW

CLUB HISTORY

POSTSEASON HISTORY

PLAYER DEVELOPMENT

2018 OPPONENTS

GENERAL INFORMATION





PLAYER DEVELOPMENT



BASEBALL OPERATIONS DIRECTORY

BASEBALL OPERATIONS

President, Baseball Operations	Michael Hill
Assistant General Manager	Brian Chattin
Vice President, Player Development & Scouting	Gary Denbo
Baseball Operations Advisor	D.J. Svihlik
Director, Player Personnel	Daniel Greenlee
Director, Team Travel	Manny Colon
Executive Assistant, Baseball Operations	Amanda Guevara

SCOUTING & PLAYER DEVELOPMENT

Vice President, Scouting	Stan Meek
Director, Player Development	Dick Scott
Assistant Director, Player Development	Brett West
Assistant Director, Amateur Scouting	Michael Youngberg
Manager, Player Development and Scouting	Geoff Degroot
Assistant, Amateur Scouting	Joshua Kapiloff
Coordinator, Minor League Video	Joseph Lisewski

PROFESSIONAL SCOUTING

Director, Pro Scouting	Jim Cuthbert
Assistant, Pro Scouting	Preston Higbe
Assistant, Pro Scouting	Alexandria Rigoli
Coordinator, Advanced Scouting	Garrick Chaffee

SCOUTING STAFF

Special Assignment Scout	Aaron Sele
Special Assignment Scout	Willie Fraser
Special Assignment Scout	Dominic Viola
Major League Scout	Kevin Bootay
Major League Scout	Paul Ricciirini
Professional Scout	Pierre Arsenault
Professional Scout	David Espinosa
Professional Scout	Matt Gaski
Professional Scout	Clint Robinson
Professional Scout	Tony Russo
Professional Scout	Phil Rossi
National Crosschecker	David Crowson
National Crosschecker	Eric Valent
Southeastern Crosschecker	Mike Cadahia
Western U.S. Supervisor	Scott Goldby
Canadian Supervisor/Area Scout	Steve Payne
Central U.S. Supervisor	Steve Taylor
Area Scout	Eric Brock
Area Scout	Christian Castorri
Area Scout	Robby Corsaro
Area Scout	John Hughes
Area Scout	Brian Kraft
Area Scout	Tim McDonnell
Area Scout	Blake Newsome
Area Scout	Donovan O'Dowd
Area Scout	Adrian Puig
Area Scout	Gabe Sandy
Area Scout	Alex Smith
Area Scout	Scott Stanley
Area Scout	Ryan Wardinsky
Area Scout	Mark Willoughby
Area Scout	Nick Zumsande

INTERNATIONAL OPERATIONS/SCOUTING

INTERNATIONAL OPERATIONS

Director, International Operations	Fernando Seguinol
Coordinator, Player Development and International Operations	Hector Crespo
Assistant, International Operations	Jacob Jola
International Scouting Video Assistant	Eliaser Mejia

INTERNATIONAL SCOUTS

International Crosschecker	Carmen Carcone
International Scouting Supervisor (D.R.)	Sandy Nin

International Scouting Supervisor (VEN)	Wilmer Castillo
International Scout (Dominican Republic)	Hugo Agüero
International Scout (Dominican Republic)	Domingo Ortega
International Scout (Dominican Republic)	Aneury Osoria
International Scout (Dominican Republic)	Felix Muñoz
International Scout (Venezuela)	Robin Ordoñez
International Scout (Panama)	Luis Cordoba
International Scout (Colombia)	Alvaro Julio

PLAYER DEVELOPMENT AND SCOUTING AWARDS

At the end of each season, the Miami Marlins honor a staff member in Player Development and Scouting for their hard work and dedication to development. Below are the annual honorees:

PLAYER DEVELOPMENT PERSON OF THE YEAR

1992:	Jack Maloof
1993:	Fredi González
1994:	Tony Taylor
1995:	Carlos Tosca
1996:	Rich Dubeé
1997:	Lynn Jones
1998:	John Boles
1999:	Rick Renteria
2000:	Euclides Rojas
2001:	Dave Huppert
2002:	Luis Dorante
2003:	Dean Treanor
2004:	John Mallee
2005:	Brandon Hyde
2006:	John Pierson
2007:	Steve Phillips
2008:	Scott Mitchell/Reid Cornelius
2009:	Jorge Hernandez
2010:	John Duffy
2011:	Andy Haines
2012:	Gene Basham
2013:	Joe Coleman
2014:	Bobby Ramos
2015:	Brendan Sagara
2016:	Kevin Randel

LATIN AMERICAN PERSON OF THE YEAR

1992:	Levy Ochoa
1993:	Julian Camilo
1994:	Jesús Alou
1995:	Carlos de la Cruz
1996:	Jesús Alou
1997:	Pablo Lantigua
1998:	Miguel García
1999:	Miguel García
2000:	Josmán Robles
2001:	Holbert Cabrera
2013:	Sandy Nin
2014:	Luis Cordoba
2015:	Alix Martínez
2016:	Domingo Ortega

ORRIN FREEMAN SCOUTING AWARD

1992:	Whitey Lockman
1993:	Dick Egan
1994:	Cucha Rodriguez
1995:	Tim Schmidt
1996:	Stan Ziellinski
1997:	Ty Brown
1998:	John Castleberry
1999:	Louie Eljaua
2000:	David Finley
2001:	---
2002:	Bob Oldis
2003:	Dave Dangler
2004:	Robby Corsaro
2005:	Joel Matthews
2006:	Ryan Wardinsky
2007:	Tim McDonnell
2008:	Steve Payne
2009:	Mark Willoughby
2010:	Steve Taylor
2011:	Brian Kraft
2012:	Carmen Carcone
2013:	John Hughes
2014:	Mike Cadahia
2015:	Scott Stanley
2016:	Mark Willoughby



FRONT OFFICE
 FIELD AND CLUBHOUSE STAFF
 PLAYERS
 2017 IN REVIEW
 CLUB HISTORY
 POSTSEASON HISTORY
 PLAYER DEVELOPMENT
 2018 OPPONENTS
 GENERAL INFORMATION

SCOUTING STAFF DIRECTORY



Aaron Sele
Special Assignment
Scout



Willie Fraser
Special Assignment
Scout



Dominic Viola
Special Assignment
Scout



Kevin Bootay
Major League
Scout



Paul Ricciarini
Major League
Scout



Pierre Arsenaull
Pro Scout



Matt Gaski
Pro Scout



David Espinosa
Pro Scout



Clint Robinson
Pro Scout



Tony Russo
Pro Scout



Phil Rossi
Pro Scout



David Crowson
National
Crosschecker



Eric Valent
National
Crosschecker



Carmen Carcone
International
Crosschecker



Mike Cadahia
Southeastern
Crosschecker



Scott Goldby
Western U.S.
Supervisor



Steve Payne
Canadian
Supervisor,
NE Area Scout



Steve Taylor
Central U.S.
Supervisor



Eric Brock
Area Scout
(IL, IN, WI, W. KY,
W. TN)



Christian Castori
Area Scout
(AL, E. TN, GA)



Robby Corsaro
Area Scout
(Southern CA)



John Hughes
Area Scout
(Northern CA)



Brian Kraft
Area Scout
(AR, KS, MO, OK)



Tim McDonnell
Area Scout
(Los Angeles)



Blake Newsome
Area Scout
(DC, NC, SC, VA)



Donovan O'Dowd
Area Scout
(C. FL, N. FL)



Adrian Puig
Area Scout
(S. FL, Puerto Rico)



Gabe Sandy
Area Scout
(ID, MT, WA, WY)



Alex Smith
Area Scout
(DE, KY, MD,
OH, PA, WV)



Scott Stanley
Area Scout
(AZ, CO, NM,
NV, TX, UT)



Ryan Wardinsky
Area Scout
(TX)



Mark Willoughby
Area Scout
(AL, LA, MS)



Nick Zumsande
Area Scout
(IA, MN, ND, NE,
SD, WI)

FRONT OFFICE

FIELD AND
CLUBHOUSE STAFF

PLAYERS

2017 IN REVIEW

CLUB HISTORY

POSTSEASON HISTORY

PLAYER DEVELOPMENT

2018 OPPONENTS

GENERAL INFORMATION



MINOR LEAGUE COORDINATORS



RICKY APONTE

REHAB STRENGTH AND CONDITIONING COORDINATOR

Ricky Aponte joins the Marlins organization for his first season as the team's Rehab Strength and Conditioning Coordinator. He previously owned and operated his own fitness company in Puerto Rico since 2002. Aside from being the business owner of Functional Performance Fitness, Aponte was a strength and conditioning coach. He also was a fitness specialist for BDO Puerto Rico for the past four years.

Aponte graduated from the University of Puerto Rico with a Bachelor of Science in Physical Education, from Florida International University with a Master of Science in Exercise and Sport Science and from Interamerican University of Puerto Rico with a Juris Doctor degree.



KEVIN BARR

STRENGTH AND CONDITIONING COORDINATOR

Kevin Barr returns to the Marlins organization for his first season as Minor League Strength and Conditioning Coordinator. He was with the organization in 2001 in the same role, and spent two years ('94-95) as the Marlins strength and conditioning intern. Barr spent last year as a Strength and Conditioning Consultant for the Los Angeles Dodgers. Prior to that, he was an Assistant NFL Combine Strength and Conditioning Coach at IMG Academy.

Barr has 23 years of experience in professional baseball, having spent 14 years with the Tampa Bay Rays as the club's Major League Strength and Conditioning Coordinator (2003-16). In 2009, he was named Major League Strength and Conditioning Coordinator of the Year as voted by his peers.

Barr, a Certified Strength and Conditioning Specialist (CSCS) and Registered Strength and Conditioning Coach (RSCC), played baseball at the University of Toledo before transferring and graduating from Ohio University with a bachelor's and master's degree in Exercise Science and Sports Physiology. He and his wife, Heather, have a daughter, Savannah, and a son, Christopher.



SEAN BERRY

HITTING COORDINATOR

Sean Berry enters his first year as hitting coordinator in the Marlins organization. He spent the previous three years as the hitting coach for Triple-A Norfolk in the Orioles organization, after spending four seasons as the Minor League Hitting Coordinator with the San Diego Padres (2011-14).

Berry served as the hitting coach for the Houston Astros from 2006-10, and served as the Astros Minor League Hitting Coordinator from 2005-06. He began his coaching career in 2003 in Houston with Double-A Round Rock, where he spent two seasons.

He enjoyed an 11-year Major League career as an infielder, playing for the Royals (1990-91), Expos ('92-95), Astros ('96-98), Brewers ('99-2000) and Red Sox (2000). He played in 860 games in the Majors, hitting 81 career home runs with 369 RBI and 310 runs scored. Berry was selected in the first round (ninth overall) of the 1986 First-Year Player Draft by the Royals.

Berry and his wife, Linda, have one son, Tanner, and one daughter, Madeline.





BRIAN BOBIER

ATHLETIC TRAINING COORDINATOR

Brian Bobier begins his second season as the Athletic Training Coordinator, which marks his third year with the Marlins organization. Bobier spent the 2016 season as the Athletic Trainer for Triple-A New Orleans.

He joined the Marlins from Mercy Hospital, with over 15 years of experience as an athletic trainer. He served as athletic trainer for the baseball team at Kansas State University from 2012-14. Bobier had two stints with the Texas Rangers, working as rehab coordinator and Minor League medical coordinator from 2007-11, and as a Minor League trainer from '03-06.

He resides in Oklahoma City, Okla., with his wife, Jill.



MIGUEL BONILLA

LATIN AMERICAN OPERATIONS COORDINATOR

Miguel Bonilla begins his second season with the Marlins, first as Latin American Operations Coordinator, after spending last year as the Marlins' Minor League Pitching Coordinator. Prior to joining the Marlins, he spent two years with the New York Yankees as International Pitching Coach, specializing in cultural development. During the 2014 winter season, Bonilla served as pitching coach with the Venados de Mazatlan in Mexico. Prior to his time with the Yankees, Bonilla worked with the Pittsburgh Pirates organization for 25 years in various roles. Most recently he served as pitching coach for Rookie Level Bristol (2014), and served as pitching coach for the Gulf Coast League Pirates (2003-11; '13). He spent the 2012 season as the supervisor of the Rehab and Dominican Summer League pitching, while also serving as acting pitching coach for the A1 and A2 Pirates' affiliates. His 2008 GCL pitching staff led the league with a 2.87 ERA.

During his time with the Pirates, Bonilla also spent two years as pitching coach for Short-Season A Williamsport and two years A GCL assistant pitching Coach and worked one season with the Dominican Summer League. His time with Pittsburgh began when he signed as a Minor League free agent on May 3, 1990. He pitched five seasons in the Minors before retiring in 1995. He spent the 1996 season as a player/coach for the GCL Pirates.

He was born in Samana, Dominican Republic, and resides in Bradenton, Fla. with his wife Ivonne, son Adonis, and daughter Katherine.



JULIO BRUNO

LATIN AMERICA FIELD COORDINATOR

Julio Bruno enters his second season as the Latin America Field Coordinator, following two seasons as the manager of the GCL Marlins. He spent the previous 14 years in Kansas City's Minor League system, most recently serving as bench coach for Short Season-A Idaho Falls Chukars of the Pioneer League in 2014. He enjoyed a six-year tenure as manager of the DSL Royals, which included a 141-47 record from 2004-06.

Bruno had an 11-year playing career after being signed on November 7, 1989 by the San Diego Padres as a non-drafted free agent. He played in San Diego's Minor League system for seven years. He spent the 1997 campaign in Detroit's organization, and then spent three years (1998-2000) in the Mexican League. He posted a .278 career average in 1,177 minor league games.

Bruno resides in Puerto Plata, Dominican Republic, with his wife, Francia, and daughter, Priscilla.

FRONT OFFICE

FIELD AND CLUBHOUSE STAFF

PLAYERS

2017 IN REVIEW

CLUB HISTORY

POSTSEASON HISTORY

PLAYER DEVELOPMENT

2018 OPPONENTS

GENERAL INFORMATION



MINOR LEAGUE COORDINATORS



STEVE CARLIN

REHAB COORDINATOR

Steve Carlin begins his first season as the Rehab Coordinator, which also marks his first full year with the Marlins organization after joining the club in November.

Prior to joining the Marlins, Carlin spent a year as a Physical Therapist Fellow in the Kansas City Royals organization. He also spent a year as an Orthopedic Resident at Memorial Hermann Ironman Sports Medicine Institute. Carlin is an Orthopedic Certified Specialist, and specializes in return to play performance.

He graduated from Bucknell University, where he received his Bachelor of Arts in Economics and received his Doctorate of Physical Therapy from University of North Texas Health Science Center. He resides in Palm City, Florida.



JORGE HERNANDEZ

INFIELD COORDINATOR

Jorge Hernandez is entering his fifth season as Infield Coordinator and his 12th year with the organization after a one-year stint as the manager of the Single-A Greensboro Grasshoppers in 2013. He spent the previous four seasons as manager of the Gulf Coast Marlins. He spent the 2008 season as the hitting coach of the 'Hoppers. Prior to that, he was the GCL Marlins' hitting coach in 2007. He began coaching professionally in 2004 as a hitting coach with the Pensacola Pelicans.

Hernandez started coaching in 1993 as the hitting coach for the University of Mobile. From there, he spent two seasons at Texas A&M University - Corpus Christi. In 2003, he was the hitting coach at the University of West Florida. Hernandez is a former ninth-round pick of the Houston Astros in 1986, but did not sign. He earned All-Conference honors at Troy State University and was a member of the Trojans team that won the 1987 NCAA Division II World Series. In addition, he was a member of the 1984 American Legion World Series championship squad.

He and his wife, Hilma, reside in Frisco, Texas. The couple has a daughter, Haley, and a son, Eric.



QUINTON MCCRACKEN

OUTFIELD & BASERUNNING COORDINATOR

Quinton McCracken enter his first season with the Marlins organization, serving in the role of Outfield and Baserunning Coordinator. Prior to joining the Marlins, he spent five years with the Astros organization, most recently as Director of Player Personnel for two seasons. With Houston, he also served as Director of Player Development for three years. He also spent two years in the Diamondbacks organization as the club's Assistant Director of Player Development.

McCracken enjoyed a 12-year MLB career (1995-2006), appearing in 999 games with Colorado, Tampa Bay, Minnesota, Arizona, Seattle and Cincinnati. He was selected by Colorado in the 25th round out of Duke University in the 1992 draft.

He and his wife, Maggie, have a son, Isaiah.



MINOR LEAGUE COORDINATORS



CHRIS MICHALAK

PITCHING COORDINATOR

Chris Michalak begins his first season as pitching coordinator, marking his first season with Miami after spending eight years in the Washington Nationals organization. He most recently served as pitching coach for Double-A Harrisburg (14-17), and also served as pitching coach for Single-A Potomac (2012-13) and Single-A Hagerstown (2010-11).

Prior to joining Washington, he enjoyed a 16-year professional career. Michalak appeared in 61 MLB games with Arizona (1998), Toronto (2001), Texas (2001-02) and Cincinnati (2006) before retiring following the 2009 campaign. He was a member of Arizona's roster in 1998, the club's Inaugural Season.

Michalak was selected by Oakland in the 12th round of the 1993 First-Year Player Draft out of the University of Notre Dame. Played four years of baseball at Notre Dame, and was an extra in the movie "Rudy."



PAUL PHILLIPS

CATCHING COORDINATOR

Paul Phillips begins his second season as catching coordinator. Phillips joined the Marlins last season, serving as hitting coach for Triple-A New Orleans. He joined NOLA after four seasons as the hitting and catching coach for Division I Lipscomb University. Prior to his time at Lipscomb, Phillips spent 15 years in professional baseball, having been part of the Blue Jays, Indians, Rockies, White Sox, Brewers and Royals organizations over that span.

Phillips was drafted in the ninth round by the Kansas City Royals in 1998, where he spent the majority of his career. He attended Meridian Community College from 1996-97, and the University of Alabama from 1997-98. In 2010, he was inducted into the Mississippi Junior College Hall of Fame.

Phillips and his wife, Jimmi, reside in Nashville, Tenn., with their three sons, Ethan, Jackson and Nixon.



CHAD RHOADES

REHAB PITCHING COACH

Chad Rhoades begins his second season as rehab pitching coach and third year with the Marlins organization after spending the 2016 season as the pitching coach with the Short Season-A Batavia Muckdogs. He spent the 2015 season as pitching coordinator for the South Florida Winter League and pitching coach for the Florence Freedom of the Frontier League. He has also served as the pitching coach for the United League's Fort Worth Cats in 2013 and joined the Gary SouthShore RailCats of the American Association in 2014.

Rhoades, a product of Oklahoma Baptist University, spent eight seasons as a pitcher in professional baseball. He advanced as high as Double-A in the Boston Red Sox organization, posting a 6-2 record with a 3.94 ERA in 56 appearances with Portland in 2009.

FRONT OFFICE

FIELD AND
CLUBHOUSE STAFF

PLAYERS

2017 IN REVIEW

CLUB HISTORY

POSTSEASON HISTORY

PLAYER DEVELOPMENT

2018 OPPONENTS

GENERAL INFORMATION



MINOR LEAGUE COORDINATORS



ROB SEIFER, PH. D

TEAM PSYCHOLOGIST

Dr. Rob Seifer is a licensed psychologist specializing in athletic psychological performance enhancement. Dr. Seifer has been working with professional athletes for over a decade. He is in his eighth season as the Sport Psychologist/EAP for the Miami Marlins. He created and implemented his POWER program for psychological performance enhancement for the Marlins' athletes. As the Sport Psychologist, Dr. Seifer works with all players within the Marlins' organization to improve upon and maintain their elite athletic discipline.

Dr. Seifer has been a licensed psychologist since 2002. He maintains a private practice in Boca Raton, Florida, specializing in the psychology of sport performance enhancement. In this role, he works with Olympic, professional, collegiate and amateur athletes focusing on the athletic motivation to help each athlete reach his or her full potential. He provides consultation with managers, coaches, teams and athletes. As a motivational speaker, Dr. Seifer works with teams to provide improved group dynamics and overall increased performance.

In addition, since 2011 Dr. Seifer has been the Sport Psychologist for the University of Miami student athletes. At the University of Miami, Dr. Seifer uses his psychological enhancement techniques and counseling skills with student athletes.

Dr. Seifer is an Associate Professor in the College of Psychology at Nova Southeastern University. In this role, he teaches and supervises doctoral students. He serves as the Sport Psychologist for the student athletes and coaches.

Dr. Seifer graduated from the University of Florida in 1996 with a Bachelor's of Science in Psychology. He earned a Ph.D. in Clinical Psychology from Nova Southeastern University in 2002.



MARK BROWN

MINOR LEAGUE EQUIPMENT COORDINATOR

Mark Brown enters his 17th season with the Marlins and 28th in professional baseball. Brown took over as Minor League equipment and clubhouse coordinator following the 2010 season, following a 10 years as the Marlins' assistant equipment manager for the Major League club.

Brown began his career in baseball in February of 1991 as the Chicago White Sox minor league equipment manager and spent eight seasons with the organization. He joined the Expos in March of 1999 in the same capacity and was there for three years before joining the Marlins.

Brown graduated from Central Michigan University in 1989 with a bachelor's degree in physical education and a minor in history. Brown makes his home in Palm Beach Gardens, Fla. and has one daughter, Grace Lauren.



JOE LISEWSKI

MINOR LEAGUE VIDEO COORDINATOR

Joe Lisewski enters his fifth season with the Marlins and eighth in professional baseball. Lisewski took over as Minor League video coordinator after the 2015 season, following two years as a Minor League Video Assistant in Jacksonville and Jupiter.

Lisewski began his career in baseball in 2011 with the Los Angeles Dodgers in the player development video department and spent two years with the organization. He joined the Milwaukee Brewers in 2013 in the same capacity for one season before joining the Marlins in 2014.

Lisewski graduated from the University of Tampa in 2010 with a bachelor's degree in sports management. Lisewski, originally from Hopewell Junction, New York, makes his home in Jupiter, Fla.



2017 ORGANIZATIONAL RECAP

SEASON IN REVIEW: The Marlins' Minor League system finished the 2017 season with a combined 328-351 (.483) record among the six affiliates. The organization had 17 Minor League All-Stars, along with 19 Player of the Week award winners. The Marlins also honored RHP Trevor Richards as Minor League Pitcher of the Year and INF James Nelson as Minor League Player of the Year.

Richards, 24, split the 2017 season between Single-A Jupiter and Double-A Jacksonville, combining to go 12-11 with a 2.53 ERA (146.0 ip/41 er) and 158 strikeouts to 30 walks in 27 games (25 starts). He held opponents to a .218 average on the year. Richards opened the campaign with Jupiter, going 7-4 with a 2.17 ERA (70.2/17) in 13 games (11 starts) and earning Midseason All-Star honors. He also earned Player of the Week honors with the Hammerheads on June 5. Richards earned the win in his final three appearances with the Hammerheads before being promoted to Jacksonville. With the Jumbo Shrimp, he posted 5-7 and 2.87 (75.1/24) marks. He was named the Marlins Minor League Pitcher of the Month for June, going 4-0 with a 1.65 ERA (27.1/4) in five games (four starts) between Jacksonville and Jupiter. He finished with career highs in wins, innings pitched, appearances and strikeouts in his first full year in the Minor Leagues after signing as a Minor League free agent in July 2016.

Nelson, 20, spent the 2017 season with Single-A Greensboro, posting a .309 average (122x395) with 31 doubles, three triples, seven home runs and 59 RBI in 102 games. He earned Florida State League Midseason and Postseason All-Star honors. Nelson highlighted his season with a 24-game hitting streak from May 14 to June 9, the longest such streak in the South Atlantic League this past year. He led all Marlins Minor Leaguers in batting average and finished second in the South Atlantic League batting race, finishing just one point behind. Nelson also earned Marlins Minor League Player of the Month honors for May, batting .372 (42x113) with eight doubles, a triple, three home runs and 17 RBI. Nelson was a 15th-round selection in the 2016 First-Year Player Draft out of Cisco Junior College.

FISH FARM: The Marlins had seven rookies take the field in the Majors in 2017, with six making their Major League debuts. LHP Jarlin García received the team's Rookie of the Year honors from the South Florida Chapter of the BBWAA. He led all Marlins relievers with 68 appearances while posting a 1-2 record and 4.73 ERA (53.1 ip/28 er). García stranded 34 of 42 inherited runners, marking the seventh-best inherited runner scored percentage (19.0) in the National League. Among rookies, ranked second in the NL and third in the Majors, behind Danny Barnes (13.5) and Oliver Drake (16.1). He also limited opponents to .235 (47x200) average against, sixth among NL rookie relievers and 12th among MLB relievers.

DRAFT RECAP: The Marlins selected LHP Trevor Rogers, from Carlsbad HS (N.M.), with the 13th overall pick. He was 11-0, 0.33 with 134 strikeouts and 13 walks in 63.1 innings during his senior season. The Marlins then selected OF Brian Miller from the University of North Carolina with the 36th overall pick in Competitive Balance Round A, and INF Joe Dunand from North Carolina State University with the 51st overall pick.

WELCOME LEE: OF Braxton Lee, who was acquired by the Marlins along with RHP Ethan Clark from Tampa Bay in exchange for INF Adeiny Hechavarria, finished the year with a .309 average between Double-A Jacksonville and Montgomery to claim the Southern League batting title. Lee became just the second player in Jacksonville history, and the first in 26 years, to win a batting title. He began the year with Montgomery, where he hit .321 (84x262) in 67 games, before finishing the campaign with Jacksonville, where he hit .294 (63x214) in 60 games.

FINAL AFFILIATE TEAM STANDINGS

TEAM	LEAGUE	PLACE	W	L	PCT.	GB
New Orleans Baby Cakes	Pacific Coast (AAA)	3rd	55	83	.399	34.5
Jacksonville Jumbo Shrimp	Southern (AA)	Overall	69	71	.493	5.0
		5th (1st Half)	30	40	.429	10.0
		1st (2nd Half)	39	31	.557	-
Jupiter Hammerheads	Florida State (A)	Overall	67	68	.496	8.0
		T-3rd (1st Half)	33	35	.485	7.5
		T-4th (2nd Half)	34	33	.507	8.0
Greensboro Grasshoppers	South Atlantic (A)	Overall	75	61	.551	-
		4th (1st Half)	37	31	.544	2.0
		1st (2nd Half)	38	30	.559	-
Batavia Muckdogs	New York-Penn (SS-A)	T-5th	30	45	.400	15.0
GCL Marlins	Gulf Coast	2nd	32	23	.582	1.5
TOTALS	--	--	328	351	.483	--



2017 ORGANIZATIONAL RECAP

ORGANIZATIONAL HONORS

2017 ORGANIZATIONAL HITTERS OF THE MONTH

MONTH	PLAYER	TEAM	HIGHLIGHTS
April	Aaron Knapp/OF	Greensboro	.296 AVG (24x81), 2 2B, 3 3B, HR, 5 RBI, 12 SB, .431 OBP, .432 SLG
May	James Nelson/INF	Greensboro	.372 AVG (42x113), 8 2B, 3B, 3 HR, 17 RBI, .425 OBP, .540 SLG
June	Brian Anderson/INF	Jacksonville	.333 AVG (28x84), 2B, 2 3B, 5 HR, 12 RBI, .434 OBP, .571 SLG
July	Corey Bird/INF	JUP/GB0	.333 AVG (28x84), 15 R, 5 2B, 3B, 2 HR, 10 RBI, 7 SB
August	Brian Miller/OF	Greensboro	.339 AVG (38x112), 8 2B, 17 RBI, 12 SB, .408 OBP, .411 SLG

2017 ORGANIZATIONAL PITCHERS OF THE MONTH

MONTH	PITCHER	TEAM	HIGHLIGHTS
April	RHP Omar Bencomo	Jacksonville	4-0, 1.27 ERA, 5 GS, 28.1 IP, 5 BB, 33 SO, .236 OPP. AVG
May	RHP Drew Steckenrider	New Orleans	0-0, 0.82 ERA, 2 SV, 8 G, 11.0 IP, 2 BB, 14 SO, .139 OPP. AVG
June	RHP Trevor Richards	JUP/JAX	4-0, 1.65 ERA, 5 G, 4 GS, 27.1 IP, 6 BB, 29 SO, .181 OPP. AVG
July	RHP Ben Meyer	Jupiter	2-2, 1.01 ERA, 1 SV, 6 G, 5 GS, 35.2 IP, 3 BB, 39 SO, .192 OPP. AVG
August	RHP Max Duval	Greensboro	4-0, 2.09 ERA, 2 CG, 1 SHO, 6 GS, 38.2 IP, 5 BB, 38 SO, .197 OPP. AVG

2017 ORGANIZATIONAL ALL-STARS

TEAM	CLASS	PLAYER	POSITION
New Orleans	AAA (PCL)	Drew Steckenrider	Outfielder
New Orleans	AAA (PCL)	Tomás Telis	Outfielder
Jacksonville	AA (SL)	Brian Anderson	Infielder
Jacksonville	AA (SL)	Braxton Lee	Outfielder
Jacksonville	AA (SL)	John Norwood	Outfielder
Jacksonville	AA (SL)	Matt Tomshaw	Left-Handed Pitcher
Jacksonville	AA (SL)	Mike Kickham	Left-Handed Pitcher
Jupiter	A (FSL)	Andy Beltre	Right-Handed Pitcher
Jupiter	A (FSL)	Cody Poteet	Left-Handed Pitcher
Jupiter	A (FSL)	Jeff Kinley	Left-Handed Pitcher
Jupiter	A (FSL)	Kyle Barrett	Outfielder
Jupiter	A (FSL)	Trevor Richards	Right-Handed Pitcher
Greensboro	A (SAL)	James Nelson	Infielder
Greensboro	A (SAL)	Boo Vazquez	Outfielder
Batavia	R (NY-PL)	Lazaro Alonso	Designated Hitter
Batavia	R (NY-PL)	Marcos Rivera	Infielder
Batavia	R (NY-PL)	Sam Perez	Right-Handed Pitcher

MINOR LEAGUE AWARDS AND HONORS

LEAGUE PLAYER/PITCHER OF THE YEAR

1993 - OF Tim Clark, High Desert (California)
 1995 - OF Billy McMillon, Portland (Eastern)
 1997 - INF Kevin Millar, Portland (Eastern)
 2001 - INF Adrián González, Kane County (Midwest)
 2002 - INF Jason Stokes, Kane County (Midwest)
 2003 - RHP Nic Ungs, Jupiter (Florida State)
 2007 - OF John Raynor, Carolina (South Atlantic)
 2008 - INF Gaby Sánchez, Carolina (South Atlantic)
 2008 - INF Logan Morrison, Jupiter (Florida State)
 2010 - RHP Tom Koehler, Jacksonville (Southern)
 2011 - OF Kyle Jensen, Jupiter (Florida State)
 2013 - LHP Justin Nicolino, Jupiter (Florida State)
 2014 - LHP Justin Nicolino, Jacksonville (Southern)
 2016 - RHP Luis Castillo, Jupiter (Florida State)

BASEBALL AMERICA ORGANIZATION OF THE YEAR

2003 - Florida Marlins

BASEBALL AMERICA MANAGER OF THE YEAR

1996 - Carlos Tosca, Portland

BASEBALL AMERICA MINOR LEAGUE PLAYER OF THE YEAR

2001 - RHP Josh Beckett, Portland/Brevard County

BASEBALL AMERICA CLASS A PLAYER OF THE YEAR

1993 - OF Tim Clark, High Desert (California)

MILBY STARTING PITCHER OF THE YEAR

2012 - RHP José Fernández

MILBY RELIEF PITCHER OF THE YEAR

2013 - RHP Nick Wittgren

SPORTSTICKER PLAYER OF THE YEAR

2001 - RHP Josh Beckett
 2002 - INF Jason Stokes

SPORTS WEEKLY MINOR LEAGUE PITCHER OF THE YEAR

2001 - RHP Josh Beckett
 2002 - LHP Dontrelle Willis

SPORTSTICKER TEENAGER OF THE YEAR

2001 - INF Adrián González, Kane County (Midwest)

TOPPS MINOR LEAGUE PLAYER OF THE YEAR

2002 - INF Jason Stokes, Kane County

TOPPS ORGANIZATION OF THE YEAR

2008 - Florida Marlins

USA TODAY MINOR LEAGUE PLAYER OF THE YEAR

2001 - RHP Josh Beckett

JOHN J. JOHNSON PRESIDENT'S TROPHY

2000 - Portland Sea Dogs



2017 ORGANIZATIONAL LEADERS

GAMES

John Norwood	JAX	135
Taylor Ard	JAX	124
Moises Sierra	NO	123
Aaron Knapp	GB0	119
Luis Pintor	GB0	119

BATTING AVERAGE (MIN. 2.7 PA/TEAM GAME)

James Nelson	GB0	.309
Moises Sierra	NO	.294
Corey Bird	JUP	.288
John Norwood	JAX	.285
Boo Vazquez	JUP	.277

AT BATS

John Norwood	JAX	473
Aaron Knapp	GB0	427
Moises Sierra	NO	422
Brandon Barnes	NO	410
Peter Mooney	NO	403

RUNS

John Norwood	JAX	68
Luis Pintor	GB0	60
Aaron Knapp	GB0	59
Brandon Barnes	NO	55
Corey Bird	GB0	23

HITS

John Norwood	JAX	135
Moises Sierra	NO	124
James Nelson	GB0	122
Brandon Barnes	NO	113
Steve Lombardozzi	NO	110

WINS

Matt Tomshaw	JAX	13
Trevor Richards	JAX/JUP	12
Michael King	GB0	11
Dustin Beggs	GB0	10
Three Players Tied		9

LOSSES

Scott Copeland	NEW	11
Joe Gunkel	JAX	10
Dylan Lee	GB0	10
Michael King	GB0	9
Scott Squier	JUP	9

STRIKEOUTS

Trevor Richards	JAX/JUP	158
Ben Meyer	JUP/GB0	134
Mike Kickham	NEW/JAX	119
Scott Copeland	NEW	118
Matt Tomshaw	JAX	114

ERA (MIN. 100.0 IP)

Ben Meyer	JUP/GB0	2.02
Trevor Richards	JAX/JUP	2.53
Chris Mazza	JAX/JUP	3.01
Michael King	GB0	3.14
Matt Tomshaw	JAX	3.48

BATTING

TOTAL BASES

John Norwood	JAX	217
Moises Sierra	NO	185
James Nelson	GB0	180
Brandon Barnes	NO	172
David Vidal	JAX	165

DOUBLES

James Nelson	GB0	31
David Vidal	JAX	26
Stone Garrett	JUP	24
Moises Sierra	NO	22
Brandon Barnes	NO	22

TRIPLES

Yefri Perez	JAX	6
Aaron Knapp	GB0	6
Five Players Tied		5

HOME RUNS

Brian Anderson	JAX/NO	22
John Norwood	JAX	19
Colby Lusignan	JUP	15
Destin Hood	NO	14
John Silviano	JUP	13

RBI

Brian Anderson	JAX/NO	81
Colby Lusignan	JUP	74
Moises Sierra	NO	68
John Norwood	JAX	62
James Nelson	GB0	59

PITCHING

GAMES

Hunter Cervenka	MIA/NEW	44
Michael Mertz	GB0	40
Brandon Cunniff	NEW	36
Kyle Keller	GB0	36
Three Players Tied		35

COMPLETE GAMES

Michael King	GB0	2
Mike Kickham	JAX/NEW	2
Max Duval	GB0	2
Five players tied	JUP	1

SHUTOUTS

Dustin Beggs	GB0	1
Michael King	GB0	1
Mike Kickham	NEW/JAX	1
Max Duval	GB0	1

SAVES

Tyler Kinley	JAX/JUP	17
Kyle Keller	GB0	8
Jeff Kinley	JAX/JUP	7
Clayton Mortensen	NEW/JAX	7
Chad Smith	GB0	7

BASES ON BALLS

John Norwood	JAX	59
Aaron Knapp	GB0	59
David Vidal	JAX	45
Peter Mooney	NO	43
Luis Pintor	GB0	43

STRIKEOUTS

Aaron Knapp	GB0	142
John Norwood	JAX	134
John Silviano	JUP	127
Stone Garrett	JUP	126
Taylor Ard	JAX	115

STOLEN BASES

Aaron Knapp	GB0	34
Corey Bird	JUP	28
Brian Miller	GB0	21
Moises Sierra	NO	18
Gerardo Nunez	MRL	16

SLUGGING % (MIN. 2.7 PA/TEAM GAME)

John Norwood	JAX	.459
James Nelson	GB0	.456
Brian Anderson	JAX/NO	.450
David Vidal	JAX	.439
Moises Sierra	NO	.438

ON-BASE % (MIN. 2.7 PA/TEAM GAME)

John Norwood	JAX	.367
David Vidal	JAX	.365
Brian Anderson	JAX/NO	.361
Moises Sierra	NO	.361
James Nelson	GB0	.354

INNINGS PITCHED

Matt Tomshaw	JAX	163.0
Dustin Beggs	GB0	149.1
Michael King	GB0	149.0
Chris Mazza	JAX	146.2
Trevor Richards	JAX/JUP	146.0

BASES ON BALLS

Scott Copeland	NEW	53
Kelvin Marte	NEW	42
Victor Payano	NEW/JAX	42
Chris Mazza	JAX	41
Matt Tomshaw	JAX	36

OPP. BATTING AVERAGE (MIN. 100.0 IP)

Ben Meyer	JUP/GB0	.206
Trevor Richards	JAX/JUP	.218
Sam Perez	GB0/BAT	.249
Chris Mazza	JAX/JUP	.251
Michael King	GB0	.252

WHIP (MIN. 100.0 IP)

Ben Meyer	JUP/JUP	0.93
Trevor Richards	JAX/JUP	1.03
Michael King	GB0	1.09
Sam Perez	GB0/BAT	1.11
Mike Kickham	NEW/JAX	1.15

FRONT OFFICE

FIELD AND CLUBHOUSE STAFF

PLAYERS

2017 IN REVIEW

CLUB HISTORY

POSTSEASON HISTORY

PLAYER DEVELOPMENT

2018 OPPONENTS

GENERAL INFORMATION



ORGANIZATIONAL SEASON LEADERS ALL-TIME

BATTING

CLASS	BATTING AVG. (MIN. 311 PA)		
AAA	.373	Larry Sutton	2004
AA	.342	Kevin Millar	1997
A	.363	Tim Clark	1993
SS	.350	Raul Franco	1997
R	.368	William Smith	2000

DOUBLES			
45	Brian Daubach	1998	
42	Gaby Sánchez	2008	
43	Miguel Cabrera	2002	
24	Ryan Fisher	2010	
22	Marcell Ozuna	2009	

BASES ON BALLS			
80	Brian Daubach	1998	
111	Jeremy Hermida	2005	
114	Kerwin Moore	1993	
60	Jeff Venghaus	1996	
49	Chris Clapinski	1992	

AT BATS			
AAA	598	Robert Andino	2007
AA	568	Julio Ramirez	1999
A	568	Quincy Foster	1999
SS	294	Two Players Tied	
R	238	Raul Franco	1996

TRIPLES			
13	Robert Andino	2007	
16	Kevin Mattison	2011	
12	Two Players Tied		
9	Ryan Fisher	2010	
8	Dan Robinson	1992	

STRIKEOUTS			
175	Rob Stratton	2003	
166	Josh Booty	1997	
195	Josh Booty	1996	
94	Three Players Tied		
70	Brian Reed	1998	

HITS			
AAA	166	Robert Andino	2007
AA	175	Kevin Millar	1997
A	185	Tim Clark	1993
SS	103	Raul Franco	1997
R	75	William Smith	2000

HOME RUNS			
42	Dallas McPherson	2008	
38	Chris Norton	1999	
39	Michael Stanton	2008	
21	Marcell Ozuna	2010	
7	Jorge Bautista	1996	

STOLEN BASES			
41	Two Players Tied		
64	Julio Ramirez	1999	
73	Quincy Foster	1998	
41	Amaury Garcia	1995	
40	Brian Reed	1998	

RUNS			
AAA	102	Brian Daubach	1998
AA	104	Two Players Tied	
A	120	Kerwin Moore	1993
SS	54	Miguel Fermin	2008
R	49	Luis Castillo	1994

RBI			
124	Brian Daubach	1998	
131	Kevin Millar	1997	
126	Tim Clark	1993	
61	Todd Pridy	1992	
39	Marcell Ozuna	2009	

PITCHING

CLASS	ERA (MIN. 100.0 IP)		
AAA	3.24	Clay Hensley	2009
AA	2.26	Elih Villanueva	2010
A	1.43	Will Cunnane	1994
SS	1.53	Todd Moser(75 IP)	1999
R	1.39	Wes Anderson(60 IP)	1998

COMPLETE GAMES			
4	Pat Rapp	1993	
6	Brandon Leese	2000	
6	Joel Adamson	1993	
4	Andy Larkin	1993	
3	Clemente Nuñez	1992	

HITS			
224	Steve Long	1994	
204	Brian Meadows	1997	
190	Ryan Dempster	1997	
96	Brad Farizo	1998	
75	Two Players Tied		

WINS			
AAA	13	Eulogio De La Cruz	2008
AA	16	Tom Koehler	2010
A	15	Victor Hurtado	1996
SS	8	Shannon Stephens	1995
R	8	Two Players Tied	

SHUTOUTS			
2	Three Players Tied		
3	Elih Villanueva	2010	
4	Will Cunnane	1994	
1	Eight Players Tied		
2	Three Players Tied		

BASES ON BALLS			
101	Two Players Tied		
81	Edgar Olmos	2011	
88	Walter Miranda	1995	
46	Rick Garcia	1995	
36	Pablo Blanco	1997	

LOSSES			
AAA	15	John Johnstone	1993
AA	17	Edgar Olmos	2011
A	16	Dan Ehler	1996
SS	8	Jeff Fulchino	2001
R	7	Matthew Targac	1999

INNINGS PITCHED			
172.1	Two Players Tied		
179.0	Elih Villanueva	2010	
176.0	Victor Hurtado	1996	
90.2	Shannon Stephens	1995	
73.0	Two Players Tied		

STRIKEOUTS			
141	Brad Hand	2012	
183	Brent Billingsley	1998	
186	A.J. Burnett	1998	
89	Andy Larkin	1993	
77	Manuel Esquivia	2000	

GAMES			
AAA	62	Brandon Villafuerte	2008
AA	60	Mick Pageler	1998
A	58	Bryan Moore	2000
SS	26	Six Players Tied	
R	24	Tony Saunders	1992

RUNS			
123	Chris Seelbach	1996	
102	Gary Knotts	2000	
115	Robert Person	1993	
56	Rick Garcia	1995	
39	Pablo Blanco	1996	

SAVES			
33	Chris Hatcher	2013	
37	Matt Peterson	2009	
29	Adalberto Mendez	2008	
16	Jordan Conley	2010	
9	Derek Blacksher	2007	

GAMES STARTED			
AAA	29	Two Players Tied	
AA	29	Brian Meadows	1997
A	28	Three Players Tied	
SS	16	Johnny Dorn	2008
R	13	Aaron Easton	2004

EARNED RUNS			
106	Bob Keppel	2008	
93	Scott Comer	2000	
91	Mark Richards	1999	
50	Rick Garcia	1995	
32	Two Players Tied		

FRONT OFFICE
FIELD AND CLUBHOUSE STAFF
PLAYERS
2017 IN REVIEW
CLUB HISTORY
POSTSEASON HISTORY
PLAYER DEVELOPMENT
2018 OPPONENTS
GENERAL INFORMATION



MARLINS MINOR LEAGUE POSTSEASON HISTORY

YEAR	TEAM	SERIES RESULTS	POSTSEASON RESULTS
1992	Erie	Hamilton (W, 1-0); Geneva (L, 0-2)	New York-Penn League Finals
1993	High Desert	Riverside (W, 3-1); Modesto (W, 3-2)	California League Champions
1994	Brevard County	West Palm Beach (W, 2-0); Tampa (L, 1-3)	Florida State League Finals
	GCL Marlins	Kissimmee Astros (L, 0-1)	First Round
1995	Portland	New Haven (L, 1-3)	First Round
	Kane County	West Michigan (L, 1-2)	First Round
	GCL Marlins	Tampa (L, 0-1)	First Round
1996	Portland	Binghamton (W, 3-2); Harrisburg (L, 1-3)	Eastern League Finals
1997	Charlotte	Columbus (L, 0-3)	First Round
	Portland	Norwich (W, 3-2); Harrisburg (L, 1-3)	Eastern League Finals
	Kane County	Wisconsin (W, 2-0); Cedar Rapids (W, 2-0); Lansing (L, 2-3)	Midwest League Finals
1998	GCL Marlins	St. Petersburg (L, 1-2)	First Round
1999	Kane County	Quad City (W, 2-1); Burlington (L, 1-2)	Midwest League Semifinals
	Utica	Hudson Valley (L, 1-2)	First Round
2000	Kane County	Wisconsin (L, 1-2)	First Round
	GCL Marlins	Tampa (L, 0-1)	One-Game Playoff
2001	Brevard County	Vero Beach (W, 2-1); Tampa (Tied, 1-1)	Florida State League Co-Champions*
	Kane County	Beloit (W, 2-0); Wisconsin (W, 2-0); South Bend (W, 1-0)	Midwest League Champions*
2002	Jupiter	Lakeland (L, 0-2)	First Round
2003	Albuquerque	Nashville (L, 1-3)	First Round
	Carolina	Tennessee (W, 3-1); Huntsville (W, 3-2)	Southern League Champions
	Jupiter	St. Lucie (L, 0-2)	First Round
2005	Carolina	West Tennessee (L, 0-3)	First Round
2008	Carolina	West Tenn. (W, 3-0); Mississippi (L, 2-3)	Southern League Finals
	Jamestown	Staten Island (W, 2-0); Batavia (L, 0-2)	New York-Penn League Finals
2009	Jacksonville	Birmingham (W, 3-0); Tennessee (W, 3-1)	Southern League Champions
	GCL Marlins	GCL Yankees (W, 1-0); GCL Nationals (L, 0-2)	Gulf Coast League Finals
2010	Jacksonville	Mobile (W, 3-1); Tennessee (W, 3-1)	Southern League Champions
	Jamestown	Brooklyn (L, 1-2)	First Round
	GCL Marlins	Tampa Bay (L, 0-1)	First Round
2011	Greensboro	Hickory (W, 2-0); Savannah (W, 3-2)	South Atlantic League Champions
	GCL Marlins	GCL Pirates (W, 1-0); GCL Yankees (L, 1-2)	Gulf Coast League Finals
2012	Jupiter	St. Lucie (W, 2-1); Lakeland (L, 2-3)	Florida State League Finals
	Greensboro	Hagerstown (W, 2-0); Asheville (L, 1-3)	South Atlantic League Finals
2014	Jacksonville	Mobile (W, 3-1); Chattanooga (W, 3-0)	Southern League Champions
	Greensboro	Hagerstown (L, 0-2)	First Round
2017	Jacksonville	Pensacola (L; 0-3)	First Round
	Greensboro	Kannapolis (L; 0-2)	First Round

* - Playoffs shortened due to September 11 National Tragedy.

FRONT OFFICE

FIELD AND
CLUBHOUSE STAFF

PLAYERS

2017 IN REVIEW

CLUB HISTORY

POSTSEASON HISTORY

PLAYER DEVELOPMENT

2018 OPPONENTS

GENERAL INFORMATION



MINOR LEAGUE AFFILIATE DIRECTORY

NEW ORLEANS BABY CAKES - AAA

Shrine on Airline (10,000)

6000 Airline Drive
Metairie, LA 70003

Phone: (504) 734-5155
Web: cakesbaseball.com



BABY CAKES DIRECTORY

PRESIDENT: LOU SCHWECHHEIMER
SENIOR VP/GENERAL MANAGER: AUGUSTO "COOKIE" ROJAS
MEDIA RELATIONS CONTACT: DAVE SACHS
E-MAIL ADDRESS: DAVES@CAKESBASEBALL.COM

COACHING STAFF

MANAGER: ARNIE BEYELER
PITCHING COACH: JEREMY POWELL
HITTING COACH: TOMMY GREGG
DEFENSIVE COACH: ROBERT RODRIGUEZ
TRAINER: GREG HARREL
STRENGTH AND CONDITIONING COACH: ROBERT REICHERT
VIDEO ASSISTANT: ALEX BURRITT

JACKSONVILLE JUMBO SHRIMP - AA

Baseball Grounds (11,000)

301 A. Phillip Randolph Blvd
Jacksonville, FL 32201

Phone: (904) 358-2846
Web: jaxshrimp.com



JUMBO SHRIMP DIRECTORY

OWNER/CEO: KEN BABBY
GENERAL MANAGER: HAROLD CRAW
MEDIA RELATIONS CONTACT: ROGER HOOVER
E-MAIL ADDRESS: ROGERH@JAXSHRIMP.COM

COACHING STAFF

MANAGER: RANDY READY
PITCHING COACH: STORM DAVIS
HITTING COACH: KEVIN WITT
DEFENSIVE COACH: JOSÉ CEBALLOS
TRAINER: CESAR ROMAN
STRENGTH AND CONDITIONING COACH: JULIO DIAZ
VIDEO ASSISTANT: DANIEL AXELROD

JUPITER HAMMERHEADS - A

Roger Dean Stadium (7,000)

4751 Main Street
Jupiter, FL 33458

Phone: (561) 775-1818
Web: jupiterhammerheads.com



HAMMERHEADS DIRECTORY

OWNER: BRUCE SHERMAN
GENERAL MANAGER/MEDIA RELATIONS CONTACT: JAMIE TOOLE
E-MAIL ADDRESS: J.TOOLE@ROGERDEANCHEVROLETSTADIUM.COM

COACHING STAFF

MANAGER: KEVIN RANDEL
PITCHING COACH: BRUCE WALTON
HITTING COACH: DANNY SANTIN
DEFENSIVE COACH: DANNY BLACK
TRAINER: BEN CATES
STRENGTH AND CONDITIONING COACH: GREGORY BOURN
VIDEO ASSISTANT: RYAN POWERS

FRONT OFFICE
FIELD AND CLUBHOUSE STAFF
PLAYERS
2017 IN REVIEW
2017 CLUB HISTORY
POSTSEASON HISTORY
PLAYER DEVELOPMENT
2018 OPPONENTS
GENERAL INFORMATION



GREENSBORO GRASSHOPPERS - A

First National Bank Field (7,599)

408 Bellemeade St.
Greensboro, NC 27401

Phone: (336) 268-2255
Web: gsohoppers.com



GRASSHOPPERS DIRECTORY

PRESIDENT: DONALD MOORE
VP, BASEBALL OPS: KATIE DANNEMILLER
MEDIA RELATIONS CONTACT: KATIE DANNEMILLER
E-MAIL ADDRESS: KATIE@GSOHOPPERS.COM

COACHING STAFF

MANAGER:TODD PRATT
PITCHING COACH:MARK DIFELICE
HITTING COACH:FRANK MOORE
COACH:ANGEL ESPADA
TRAINER:ERIC REIGELSBERGER
STRENGTH AND CONDITIONING COACH:BRADY FITZGERALD
VIDEO ASSISTANT:PORTER REINHART

BATAVIA MUCKDOGS - A

Dwyer Stadium (2,600)

299 Bank St.
Batavia, NY 14020

Phone: (585) 343-5454
Web: muckdogs.com



COACHING STAFF

MANAGER:MIKE JACOBS
PITCHING COACH:JASON ERICKSON
HITTING COACH:JESUS MERCHAN
COACH:RONNIE RICHARDSON
TRAINER:JORDAN WHEAT
STRENGTH AND CONDITIONING COACH:SPENCER CLEVINGER

GULF COAST LEAGUE MARLINS - ROOKIE

Roger Dean Stadium (7,000)

4751 Main Street
Jupiter, FL 33458

Phone: (561) 775-1818

GCL MARLINS DIRECTORY

OWNER:BRUCE SHERMAN
GENERAL MANAGER:BRETT WEST

COACHING STAFF

MANAGER:JOHN PACHOT
PITCHING COACH:MANNY OLIVERA
HITTING COACH:RIGOBERTO SILVERIO
COACH:NATHAN MIKOLAS
TRAINER:MELISSA HAMPTON
VIDEO ASSISTANT:MAC LABOEUF

DOMINICAN SUMMER LEAGUE MARLINS

COACHING STAFF

MANAGER:RAY NUÑEZ
PITCHING COACHES:JOSÉ DURAN, FREDDERY ARIAS
HITTING COACH:RONY PERALTA
COACHES:MIGUEL FERMIN, RAMON ESPINA
TRAINERS:DANIEL GONZALEZ, MATT STIEFFEL
STRENGTH & CONDITIONING:GUARIONEX PEREZ, ADONIS DE LEON
VIDEO ASSISTANT:SHAMIR ARIAS

FRONT OFFICE
 FIELD AND
 CLUBHOUSE STAFF
 PLANNERS
 2017 IN REVIEW
 CLUB HISTORY
 POSTSEASON HISTORY
 PLAYER DEVELOPMENT
 2018 OPPONENTS
 GENERAL INFORMATION



2018 MINOR LEAGUE SCHEDULES



NEW ORLEANS BABY CAKES Pacific Coast League

APRIL

5-9 vs. Nashville
10-12 @ Colorado Springs
13-16 @ Oklahoma City
17-20 vs. Colorado Springs
21-23 vs. Oklahoma City
25-29 @ Nashville
30 vs. Round Rock

MAY

1-3 vs. Round Rock
4-7 @ Omaha
8-11 @ Round Rock
12-15 vs. Omaha
17-20 vs. Round Rock
21-24 @ Omaha
25-29 @ Iowa
30-31 vs. Memphis

JUNE

1-3 vs. Memphis
5-7 @ Las Vegas
8-11 @ Salt Lake
13-15 vs. Fresno
16-19 vs. Sacramento
21-24 @ Memphis
25-28 vs. Iowa
29-30 vs. Oklahoma City

JULY

1-3 vs. Oklahoma City
4-8 @ Colorado Springs
9-11 ALL-STAR BREAK
(Tacoma, WA)
12-15 vs. Colorado Springs
16-19 @ Oklahoma City
20-22 @ Iowa
24-26 vs. Reno
27-30 vs. Tacoma

AUGUST

1-3 @ El Paso
4-7 @ Albuquerque
9-12 vs. Iowa
13-16 @ Memphis
17-19 @ Nashville
21-23 vs. Memphis
24-27 @ Round Rock
28-30 vs. Nashville
31 vs. Omaha

SEPTEMBER

1-3 vs. Omaha



JACKSONVILLE JUMBO SHRIMP Southern League

APRIL

4-9 @ Jackson
11-15 vs. Mobile
16-20 @ Chattanooga
21-25 @ Tennessee
26-30 vs. Pensacola

MAY

1-6 @ Biloxi
7-11 vs. Tennessee
12-16 @ Montgomery
17-21 vs. Mobile
23-27 @ Mississippi
29-31 vs. Pensacola

JUNE

1-2 vs. Pensacola
3-7 @ Birmingham
8-12 vs. Biloxi
13-17 vs. Jackson
18-20 ALL-STAR BREAK
(Pearl, MS)
21-26 @ Mississippi
28-30 vs. Montgomery

JULY

1-3 vs. Montgomery
4-7 @ Mobile
8-11 vs. Chattanooga
12-16 vs. Biloxi
18-22 @ Pensacola
23-27 vs. Montgomery
28-31 @ Mobile

AUGUST

1 @ Mobile
2-6 @ Biloxi
8-12 vs. Mississippi
14-18 @ Pensacola
19-23 vs. Birmingham
24-28 @ Chattanooga
30-31 vs. Mississippi

SEPTEMBER

1-3 vs. Mississippi



JUPITER HAMMERHEADS Florida State League

APRIL

5-6 @ Palm Beach
7-8 vs. Palm Beach
9-12 @ Clearwater
13-15 @ Daytona
17-19 vs. Lakeland
20-22 vs. St. Lucie
23-25 @ Palm Beach
26-29 vs. Bradenton

MAY

1-3 vs. Daytona
4-6 @ Fort Myers
7-9 @ Palm Beach
10-12 vs. Charlotte
14-17 vs. Fort Myers
18-20 @ Charlotte
21-23 vs. Daytona
24-27 @ Bradenton
29-31 @ St. Lucie

JUNE

1-3 vs. Palm Beach
4-7 vs. Lakeland
8-10 @ Florida
11-14 @ Lakeland
15-17 ALL-STAR BREAK
(Lakeland, FL)
vs. Florida
18-20 @ Tampa
21-24 @ St. Lucie
29-30 vs. Palm Beach

JULY

1 vs. Palm Beach
2-3 vs. Florida
4-5 @ Lakeland
6-8 @ Daytona
9-12 vs. Tampa
13-15 vs. Charlotte
16-18 @ Bradenton
19-21 @ Charlotte
23-25 vs. Fort Myers
26-29 vs. Dunedin
31 @ Fort Myers

AUGUST

1-2 @ Fort Myers
3-5 vs. Palm Beach
6-8 vs. St. Lucie
9-12 @ Daytona
13-16 @ Dunedin
17-19 vs. Bradenton
21-23 @ Florida
24-26 @ Palm Beach
27-30 vs. Clearwater
31 vs. St. Lucie

SEPTEMBER

1-2 vs. St. Lucie



2018 MINOR LEAGUE SCHEDULES



GREENSBORO GRASSHOPPERS South Atlantic League

APRIL

5-8 vs. Hickory
9-11 vs. Augusta
12-15 @ Hagerstown
16-18 @ Lakewood
19-22 vs. Charleston
23-26 @ Hickory
27-29 @ Asheville

MAY

1-3 vs. Hagerstown
4-7 vs. Greenville
9-11 @ Asheville
12-15 @ Augusta
17-20 vs. Lakewood
21-24 vs. Kannapolis
25-28 @ Hagerstown
29-31 @ Lakewood

JUNE

1-3 vs. West Virginia
5-7 @ Delmarva
8-10 vs. Lakewood
11-14 vs. Hickory
15-17 @ Kannapolis
18-20 ALL-STAR BREAK
(Columbia, SC)
21-23 @ Hagerstown
24-26 vs. Kannapolis
27-29 vs. Delmarva
30 @ Hickory

JULY

1-3 @ Hickory
4-6 vs. Lakewood
7-9 @ Lexington
11-13 vs. Kannapolis
14-17 vs. Asheville
19-22 @ Delmarva
23-26 @ Lakewood
27-29 vs. Hickory
30-31 @ Rome

AUGUST

1 @ Rome
2-5 @ Kannapolis
7-9 vs. West Virginia
10-13 vs. Asheville
15-17 @ Greenville
18-21 @ Kannapolis
23-26 vs. Delmarva
27-30 vs. Lakewood
31 @ Hickory

SEPTEMBER

1-3 @ Hickory

BATAVIA MUCKDOGS New York-Penn League

JUNE

15-17 @ Auburn
18-20 vs. West Virginia
21-23 vs. Williamsport
24-26 @ State College
28-30 v./@/ @ Auburn

JULY

1-3 vs. West Virginia
4-6 @ Mahoning Valley
7-9 vs. State College
11-13 @ Connecticut
14-16 vs. Lowell
17-19 @ Williamsport
20-22 vs. Mahoning Valley
24-26 vs. Staten Island
27-29 @ Vermont
30-31 @ State College

AUGUST

1 @ State College
2-4 vs. Mahoning Valley
5-7 @ West Virginia
8-10 @/v./v. Auburn
11-12 @ Williamsport
13-14 ALL-STAR BREAK
(State College, PA)
15-16 vs. West Virginia
17-19 @ Auburn
20-22 @ West Virginia
23-25 vs. Williamsport
26-28 vs. State College
29-31 @ Mahoning Valley

SEPTEMBER

1-3 vs. Auburn

GCL MARLINS Gulf Coast League

JUNE

18 @ GCL Nationals
19 vs. GCL Mets
20 @ GCL Cardinals
21 vs. GCL Astros
23 vs. GCL Nationals
24 @ GCL Mets
25 vs. GCL Cardinals
26 @ GCL Astros
28 @ GCL Nationals
29 vs. GCL Mets
30 @ GCL Cardinals

JULY

1 vs. GCL Astros
3 vs. GCL Nationals
4 @ GCL Mets
5 vs. GCL Cardinals
6 @ GCL Astros
8 @ GCL Nationals
9 vs. GCL Mets
10 @ GCL Cardinals
11 vs. GCL Astros
13 vs. GCL Nationals
14 @ GCL Mets
15 vs. GCL Cardinals
16 @ GCL Astros
18 @ GCL Nationals
19 vs. GCL Mets
20 @ GCL Cardinals
21 vs. GCL Astros
23 vs. GCL Nationals
24 @ GCL Mets
25 vs. GCL Cardinals
26 @ GCL Astros
28 @ GCL Nationals
29 vs. GCL Mets
30 @ GCL Cardinals
31 vs. GCL Astros

AUGUST

2 vs. GCL Nationals
3 @ GCL Mets
4 vs. GCL Cardinals
5 @ GCL Astros
7 @ GCL Nationals
8 vs. GCL Mets
9 @ GCL Cardinals
10 vs. GCL Astros
12 vs. GCL Nationals
13 @ GCL Mets
14 vs. GCL Cardinals
15 @ GCL Astros
17 @ GCL Nationals
18 vs. GCL Mets
19 @ GCL Cardinals
20 vs. GCL Astros
22 vs. GCL Nationals
23 @ GCL Mets
24 vs. GCL Cardinals
25 @ GCL Astros





ARNIE BEYELER

MANAGER

Arnie Beyeler returns for his third year as manager of the New Orleans Baby Cakes, following three seasons as first base coach for the Boston Red Sox. He also served as Boston's outfield instructor during that time, and spent 12 seasons overall with the Red Sox organization. The Red Sox outfielders led the American League in 2014 with 37 assists, and Beyeler served as first base coach for the 2014 AL All-Star team.

Beyeler has compiled an 926-909 (.505) record in 15 seasons as a Minor League manager, reaching the playoffs six times. He spent nine seasons as a manager in the Red Sox organization, guiding Triple-A Pawtucket (2011-12), Double-A Portland ('07-10), Single-A Augusta ('02) and Single-A Lowell ('00-01) to a combined 585-553 (.514) record and four playoff appearances. He led Pawtucket to the 2012 Governors' Cup, marking the PawSox' first International League Championship in 28 years. He also led Portland to a pair of Eastern League playoff berths in 2007 and '08, and was named the Eastern League's top managerial prospect by *Baseball America* in 2010.

The Wichita State University graduate resides in Ponte Vedra Beach, Fla., and has two children, Jordan and Brady.



JEREMY POWELL

PITCHING COACH

Jeremy Powell enters his first season as pitching coach for New Orleans, marking his seventh season with the Marlins. He spent the previous two campaigns as pitching coach for Jupiter. The Hammerheads pitching staff finished last season with a 2.82 ERA, good for second best in the Florida State League. He has also served as pitching coach for Greensboro (2014-15) and the GCL Marlins (2012-13). Powell spent 2010 with the Arizona Diamondbacks as a pitching coach for the amateur development summer scout teams.

Prior to his first coaching stint, he spent two years in the Pirates' Minor League system, pitching for Triple-A Indianapolis. Powell played abroad in Japan for Nippon Professional Baseball from 2001-08. He recorded 10-plus wins in four different seasons in the NPB. He also spent seven years in the Minor Leagues with the Expos' and Padres' organizations.

He is married to Nicole and the couple has three sons: Tyler, Logan and Brayden. Powell resides in Phoenix, Ariz.



TOMMY GREGG

HITTING COACH

Tommy Gregg joins the Marlins organization as hitting coach for New Orleans, following nine seasons as hitting coach for Triple-A Omaha in the Royals organization. Gregg also served as Kansas City's Minor League Outfield Coordinator (2009) and hitting coach for Double-A Northwest Arkansas.

Prior to joining the Royals, Gregg spent five seasons as the hitting coach for Triple-A Memphis in St. Louis' organization. He also worked three seasons as a coach for Macon and Myrtle Beach in Atlanta's organization. Gregg spent nine seasons in the Majors with Pittsburgh, Atlanta, Cincinnati and Florida. He was a seventh-round pick by Pittsburgh in 1985 out of Wake Forest University. He and his wife, Tonya, have two daughters, Jordan and Rachel.



ROBERT RODRIGUEZ

DEFENSIVE COACH

Robert Rodriguez returns for his second season as defensive coach for New Orleans, after joining the Marlins in 2017. Rodriguez spent the previous 10 years coaching amateur baseball at the high school and travel ranks. He most recently was an assistant coach at Northside Christian School in St. Petersburg, Florida.

Rodriguez signed as a non-drafted free agent with the Montreal Expos, playing in their Minor League system from 2002-06. His younger brother is Sean Rodriguez of the Pittsburgh Pirates, and his father Johnny Rodriguez is the manager for Double-A Springfield of the St. Louis Cardinals.





**GREG
HARREL**

ATHLETIC TRAINER

Greg Harrel begins his second season as Athletic Trainer for New Orleans, following 10 years with the Dodgers organization. Harrel joined the Dodgers in 2007 and served as the Triple-A trainer until he joined the MLB staff in 2012. He returned to the Triple-A ranks in 2015 for the Dodgers inaugural season at OKC. A Cashion native, he also was the trainer for the 89ers and RedHawks from 1992-2002. The organization was then affiliated with the Texas Rangers.



**ROBERT
REICHERT**

STRENGTH & CONDITIONING COACH

Robert Reichert enters his first season as Strength and Conditioning Coach for New Orleans, marking his seventh year in the Marlins organization. He spent the previous two seasons as the Strength and Conditioning Coach for Jacksonville. He also held the same position with Jupiter (2014-15) and the GCL Marlins (2012-13). In 2016, he was a MLB Strength and Condition Development member for the Legionäre baseball team in Regensburg, Germany.

Reichert graduated from the University of Louisiana-Lafayette with a Bachelor of Science in Kinesiology.



**ALEX
BURRITT**

VIDEO MANAGER

Alex Burritt returns for his second season as Video Assistant for New Orleans. Prior to joining the Marlins organization last year, he worked as the Operations Manager for the Arizona Fall League in the Office of the Commissioner for two years. In addition, he worked as a Minor League Video Assistant in the Oakland Athletics organization.

The St. Petersburg native is entering his sixth campaign in professional baseball. He graduated from the University of Iowa with a Bachelor of Science degree in Sports Management.

FRONT OFFICE
FIELD AND CLUBHOUSE STAFF
PLAYERS
2017 IN REVIEW
CLUB HISTORY
POSTSEASON HISTORY
PLAYER DEVELOPMENT
2018 OPPONENTS
GENERAL INFORMATION



JACKSONVILLE JUMBO SHRIMP



RANDY READY MANAGER

Randy Ready begins his second season at the helm of the Jacksonville Jumbo Shrimp, following one year as Manager of Single-A Jupiter. Ready managed Jupiter to a 68-69 record in 2016, with a 37-32 mark in the second half. He spent 2015 coaching the Dallas Tigers Select 16U team which were the *Perfect Game* World Series Champions.

In 2013, Ready was manager of Triple-A Gwinnett in the Braves organization. Prior to that, he was Minor League hitting coordinator for the Texas Rangers in 2012 and was the Major League hitting coach for the San Diego Padres for three seasons (2009-11). He began his coaching career with Detroit as manager of Short-A affiliate Oneonta from 2002-03. He also served as manager in the Padres organization with Triple-A Portland (2008-09), Double-A San Antonio ('07) and Single-A Fort Wayne ('04-06). He reached the postseason in each of his first six years overall as a manager, including a Texas League championship in 2007.

The former sixth-round draft pick in 1980 by Milwaukee appeared in 777 MLB games over parts of 13 seasons with the Brewers, Padres, Phillies, Athletics and Expos. Ready has six sons: Andrew, Collin, Jarrod, Max, Nic, and Mark.



STORM DAVIS PITCHING COACH

Storm Davis returns for his third season with the Marlins organization, serving as pitching coach for Jacksonville, following a one year-stint as pitching coach for Triple-A New Orleans in 2015. Davis spent the previous three seasons with the Cubs organization as pitching coach for Double-A Tennessee (2014-15) and Single-A Daytona (2013). Prior to his time with Chicago-NL, he spent two seasons in the Rangers organization as pitching coach for Single-A Hickory, making his professional coaching debut in 2011.

He pitched in the Majors for 13 seasons from 1982-94, going 113-96 with a 4.02 ERA in 442 games (239 starts) with Baltimore, San Diego, Oakland, Kansas City and Detroit. He pitched on three World Series clubs, winning a championship in 1983 with Baltimore and 1989 with Oakland.

Storm was selected by Baltimore in the seventh round of the 1979 draft. He resides in Jacksonville, Fla. with his wife Angie. The couple has five children: Zach, Caleb, Justin, Stephanie, and Erin.



KEVIN WITT HITTING COACH

Kevin Witt returns for his second season as a coach in the Marlins' organization, after spending last season as New Orleans' hitting coach. Previously, Witt held the role of Director of Player Development at Marucci Elite Houston. He joined Marucci Elite Houston in November of 2012, and worked with players from eight years old to 18.

Witt was a first-round selection (28th overall) of the Toronto Blue Jays in the 1994 First-Year Player Draft out of Bishop Kenny High School in Jacksonville, Fla. and played parts of five MLB seasons with the Blue Jays, Padres, Tigers and Devil Rays between 1998 and 2006; he also played 12 season in the Minors between 1994 and 2006. In 2006, while playing for the Durham Bulls, he was named the Triple-A All-Star Game MVP and International League MVP.



JOSE CEBALLOS DEFENSIVE COACH

Jose Ceballos returns for his sixth season as a coach in the Marlins organization, his second as Defensive Coach for Jacksonville. He spent last year as a coach for Jupiter. He began coaching with the Marlins in 2014 with the Greensboro Grasshoppers.

Ceballos signed as a non-drafted free agent with the Florida Marlins in 2006, playing for the organization from 2007-13.





**CESAR
ROMAN**
ATHLETIC TRAINER

Cesar Roman enters his fifth season as trainer of Double-A Jacksonville after spending the prior two years as trainer of the GCL Marlins. He was a member of the Marlins' athletic training staff from 2007-11 before spending part of 2012 as Assistant Athletic Trainer at Palm Beach Atlantic University. Prior to joining the Marlins in 2007, he spent the previous four years (2003-06) working in the Rangers' organization.

He earned his master's degree from Long Island University. The San Juan, P.R., native resides in Jupiter, Fla.



**JULIO
DIAZ**
STRENGTH & CONDITIONING COACH

Julio Diaz joins the Marlins organization for his first campaign as Strength and Conditioning Coach for Jacksonville, after spending the 2017 season as the Strength and Conditioning Coach for Rookie Level Danville of the Atlanta Braves. Prior to joining Atlanta, Diaz spent four years as a strength and conditioning coach with Houston. Diaz worked for Rookie Level Greenville, Rookie Level GCL Astros and Single-A Quad Cities.

Diaz graduated from the University of Puerto Rico with a Bachelor of Science in Athletic Therapy. He is a certified strength and conditioning coach through NSCA and is a member of the Puerto Rico Olympic Committee.



**DANIEL
AXELROD**
VIDEO MANAGER

Daniel Axelrod begins his first season in the Marlins organization as Video Assistant for Jacksonville. He spent last season as the Video Assistant for Single-A Spokane of the Texas Rangers. In 2016, Axelrod held an internship with Inside Edge Scouting Services as Baseball Operations and Video Scout Intern.

Axelrod graduated from Indiana University with a Bachelor of Science in Business. At Indiana, he held the role of Head Student Manager for the baseball team for four years.



JUPITER HAMMERHEADS



KEVIN RANDEL MANAGER

Kevin Randel is set to begin his second season as Manager for the Jupiter Hammerheads. He spent the previous two seasons as Manager for the Greensboro Grasshoppers. Prior to his time with the Grasshoppers, he spent three seasons as hitting coach for Double-A Jacksonville and two years (2010-11) as hitting coach for Greensboro. Randel spent his whole playing career in the Marlins' organization from 2002-09.

Randel was drafted by the Marlins in the 13th round of the 2002 First-Year Player Draft and spent eight seasons in the Club's Minor League system. In 2009, Randel hit .253 with 12 home runs and 49 RBI with the Jacksonville Suns and was a key part of the 2009 Southern League Championship season. He also made three stints with the Hammerheads as a player (2005; 2007-08).

Randel is married to Laura and currently resides in Four Oaks, N.C.



BRUCE WALTON PITCHING COACH

Bruce Walton joins the Marlins organization for his first season as pitching coach for Jupiter, following three years away from baseball. Walton last coached in 2014, working in the role of pitching coach for Triple-A Iowa of the Cubs' organization.

Prior to joining the Cubs, Walton spent 16 seasons as a coach in Toronto's organization. He was the Blue Jays' Major League pitching coach from 2010-12, and the club's bullpen coach from 2003-09. In addition, he served as the pitching instructor for the Blue Jays' Minor League affiliates from 1998-02. He began his coaching career with Toronto in 1996.

Walton enjoyed a four-year MLB career with Oakland, Montreal and Colorado, and pitched in a total of 11 professional seasons. He was selected by Oakland in the 1985 draft out of the University of Hawaii, where he was named a College Freshman All-American.



DANNY SANTIN HITTING COACH

Danny Santin enters his first season as hitting coach for Jupiter, following four seasons as the GCL Marlins' hitting coach. He was originally a 23rd-round pick in the 2003 First-Year Player Draft by the Seattle Mariners. He spent four years in Seattle's Minor League system before he joined the Marlins' Minor League system in 2007, playing for Single-A Greensboro. In 2004, he was named the MVP for Peoria and an AZL All-Star.

Santin is a Miami native, graduating from Miami Brito High School and Miami-Dade College. He and his wife, Leanne, reside in Miami with their son, Anthony.



DANNY BLACK DEFENSIVE COACH

Danny Black begins his second season as Defensive Coach for Jupiter, after making his coaching debut with the Hammerheads last season. He was selected by the Marlins in the 14th round of the 2010 First-Year Player Draft out of the University of Oklahoma.

Black played for six seasons in the club's Minor League system. He was named an MiLB.com Organizational All-Star in 2011 and 2012, and was named a Florida State League All-Star in 2012.





**BEN
CATES**

ATHLETIC TRAINER

Ben Cates returns for his fourth season as athletic trainer for Jupiter, following three seasons with Greensboro in the same role. He spent the 2012 season as the athletic trainer for Jamestown. Prior to that, he was an intern under then Athletic Training and Rehabilitation Coordinator, Gene Basham.

Cates received his Bachelor of Science in Athletic Training from Western Illinois University.

He resides in Rockford, Ill., with his wife, Chelsea.



**GREGORY
BOURN**

STRENGTH & CONDITIONING COACH

Gregory Bourn enters his first season as Strength and Conditioning Coach for Jupiter, marking his first with the organization after spending last year as the Intern Assistant Strength and Conditioning Coach at the University of North Texas.

The 2018 campaign marks Bourn's fourth in professional baseball, spending two seasons as the Strength and Conditioning Coach for Single-A Salem of the Boston Red Sox and one season in the same role for Short-Season A Williamsport of the Philadelphia Phillies.

Bourn graduated from Miami University with a Bachelor of Science in Kinesiology and Health.



**RYAN
POWERS**

VIDEO MANAGER

Ryan Powers begins his first season with the Marlins organization as the Video Assistant for Jupiter. Powers spent the past two campaigns with the Texas Rangers as a Video Assistant for the Triple-A Round Rock. In 2015, he worked for the Los Angeles Angels of Anaheim as a Video Coordinator. Prior to his time with the Angels, he was a data analyst and video intern with Baseball Info Solutions in 2014.

Powers graduated from Wartburg College with a Bachelor of Arts in Business Management, and was a four-year varsity starter on the baseball team, earning All-Conference honors in 2012-14, and earning All-Region and All-American honors in 2013.



GREENSBORO GRASSHOPPERS



TODD PRATT MANAGER

Todd Pratt enters his second season as Manager of Greensboro, following five years as the head coach of the West Georgia Tech baseball team. He was also named the school's athletic director on November 2, 2015. Pratt was hired in 2011 as the school's first baseball coach and built the program from a club-level team that first year to its current NJCAA Division-I status.

Prior to his time at West Georgia Tech, he enjoyed a professional baseball career that spanned more than two decades. Pratt played in the 1993 and 2000 World Series and was a catcher for the Philadelphia Phillies, Chicago Cubs, New York Mets and Atlanta Braves. He was selected by Boston in the sixth round of the 1985 First-Year Player Draft, and made his MLB debut on July 29, 1992 with Philadelphia.



MARK DIFELICE PITCHING COACH

Mark DiFelice returns for his second season as pitching coach for Greensboro, following three seasons with the Pirates organization. He most recently served as pitching coach for the West Virginia Black Bears. He spent the 2015 season with the West Virginia Power and the 2014 season with Jamestown.

DiFelice was selected by Colorado in the 15th round of the 1998 First-Year Player Draft, and was named an All-Star with Portland in 1998. He would go on to be named a Carolina League All-Star with Salem in 1999, a Southern League All-Star with Carolina in 2001 and a Pacific Coast League All-Star with Nashville in 2011. Made MLB debut on May 18, 2008 with Milwaukee vs. Boston and struck out Manny Ramirez for first career strikeout. Appeared in 77 MLB games during the 2009 and 2011 seasons; he missed 2010 with a right shoulder injury.



FRANK MOORE HITTING COACH

Frank Moore returns to Greensboro as hitting coach for the Grasshoppers, a position he held from 2012-15. He spent last year as hitting coach for Jupiter, a position he also held in 2011, following a one-year stint as the Marlins Outfield and Baserunning coordinator in 2015. He has spent nine years with the Marlins organization, also serving as hitting coach for Jamestown in 2009-10. Before being named Jamestown's hitting coach, he played with the Albuquerque Isotopes in 2007.

Moore was originally drafted by the Tampa Bay Rays in 1998 out of Middle Georgia Junior College. He saw time with Marlins' affiliates in Jupiter, Carolina and Albuquerque from 2005-07. He resides in Douglas, Ga.



ANGEL ESPADA DEFENSIVE COACH

Angel Espada begins his second season with Greensboro as Defensive Coach, marking his ninth season with the Marlins organization. He spent last year as a coach with Double-A Jacksonville.

Espada joined the Marlins in 2009 as hitting coach for the GCL Marlins. He was then promoted to hitting coach of Triple-A New Orleans midseason in 2010. The following year, he was named Manager for Short-Season A Jamestown, a position he held for two years. He was then the Manager for Batavia from 2013-16.

FRONT OFFICE

FIELD AND
CLUBHOUSE STAFF

PLAYERS

2017 IN REVIEW

CLUB HISTORY

POSTSEASON HISTORY

PLAYER DEVELOPMENT

2018 OPPONENTS

GENERAL INFORMATION





ERIC
RIEGELSBERGER
ATHLETIC TRAINER

Eric Riegelsberger enters his first season as athletic trainer for Greensboro, following three campaigns as the athletic trainer for Batavia. He joined the Marlins organization in 2015 after two years at Wichita State University, where he served as a Graduate Assistant Athletic Trainer for the baseball and cross country teams. He has also completed athletic training internships with the New York Mets and the St. Louis Rams.

Riegelsberger received his Master of Education in Sport Management at Wichita State University and his Bachelor of Science in Athletic Training from Central Methodist University. He resides in Wichita, Kansas, with his wife, Danielle.



BRADY
FITZGERALD
STRENGTH & CONDITIONING COACH

Brady Fitzgerald returns for his second season with the Marlins, first as the Strength and Conditioning Coach for Greensboro. He spent last season in the same role with Short-Season A Batavia.

Prior to joining the Marlins, Fitzgerald spend three years as a Strength and Conditioning Coach in the Colorado Rockies Minor League system. He graduated from Loyola University of Maryland with a Bachelor of Arts in Communications and received his Master in Health Human Performance from Canisius College.



PORTER
REINHART
VIDEO MANAGER

Porter Reinhart begins his first season as Video Assistant for Batavia. The 2018 campaign marks his first in professional baseball. Reinhart spent the past year as a high school hitting coach and a travel baseball coach. He was the hitting coach for Freedom High School in South Riding, Virginia. He also served as a private hitting instructor, beginning in 2016. He utilized video analysis for technique and swing improvement.

Reinhart graduated from the College of William and Mary with a Bachelor of Arts in Kinesiology, and was a four-year letterman on the baseball team during his time there.

FRONT OFFICE

FIELD AND CLUBHOUSE STAFF

PLAYERS

2017 IN REVIEW

CLUB HISTORY

POSTSEASON HISTORY

PLAYER DEVELOPMENT

2018 OPPONENTS

GENERAL INFORMATION



BATAVIA MUCKDOGS



MIKE JACOBS MANAGER

The former Marlins first baseman from 2006-08, Mike Jacobs returns for his second season as Manager of Batavia.

Jacobs was selected in the 28th round of the 1999 First-Year Player Draft by the New York Mets. He made his MLB debut with the Mets on August 21, 2005, hitting a three-run pinch-hit home run against Washington in his first MLB at-bat. He was then acquired by the Marlins on November 23, 2005 along with Yusmeiro Petit in exchange for Carlos Delgado. Jacobs enjoyed a seven-year MLB career and a 18-year professional career.

Jacobs resides in Chula Vista, Calif. He has four daughters: Havana, Isabella, Sophia and Juliana.



JASON ERICKSON PITCHING COACH

Jason Erickson begins his first season with the Marlins organization as pitching coach of Batavia, following nearly four years in the Player Development department with the Pittsburgh Pirates.

Erickson was selected by Pittsburgh in the 24th round of the 2009 First-Year Player Draft out of the University of Washington, and went to play three seasons in the Pirates' Minor League system. He finished with a 15-10 record and 3.94 ERA in 81 games (31 starts) over the three-year span.



JESUS MERCHAN HITTING COACH

Jesus Merchan begins his second season as hitting coach for Batavia. He spent last year with Jacksonville, serving the role of hitting coach in his first year as a professional coach.

Merchan spent 13 years in the Minors, spending time with Minnesota (2000-05), Philadelphia (2005-07), Arizona (2008), Cleveland (2009), Toronto (2010), Florida (2011), Colorado (2011) and San Diego (2013). Merchan played for the Spain national team in the 2013 World Baseball Classic.



RONNIE RICHARDSON DEFENSIVE COACH

Ronnie Richardson enters his first season with the Marlins organization as defensive coach for Batavia. Richardson has served as a volunteer Assistant Coach for the past two seasons at Hillsborough Community College (2017) and Seminole State (2016). Prior to joining Hillsborough CC, he served as an assistant coach for the Wisconsin Woodchucks.

Richardson was selected by the San Diego Padres in the 16th round of the 2012 First-Year Player Draft out of the University of Central Florida. He spent four seasons in the Padres organization before retiring. In 2013, he was named a Northwest League Midseason All-Star.

FRONT OFFICE

FIELD AND
CLUBHOUSE STAFF

PLAYERS

2017 IN REVIEW

CLUB HISTORY

POSTSEASON HISTORY

PLAYER DEVELOPMENT

2018 OPPONENTS

GENERAL INFORMATION





JORDAN WHEAT

ATHLETIC TRAINER

Jordan Wheat enters his first season with the Marlins organization as the Athletic Trainer for Batavia. He spent last year with the Red Sox organization as the Assistant Athletic Trainer for Single-A Greenville.

Prior to joining Boston, Wheat spent two years (2015-16) with Northwestern State University, he served as a Graduate Assistant Athletic Trainer for the softball and volleyball teams. He has also completed athletic training internships with the Texas Rangers from 2010-12.

Wheat received his Master of Science in Health and Human Performance from Northwestern State University and his Bachelor of Science in Athletic Training from Texas Christian University. He resides in Flower Mound, Texas.

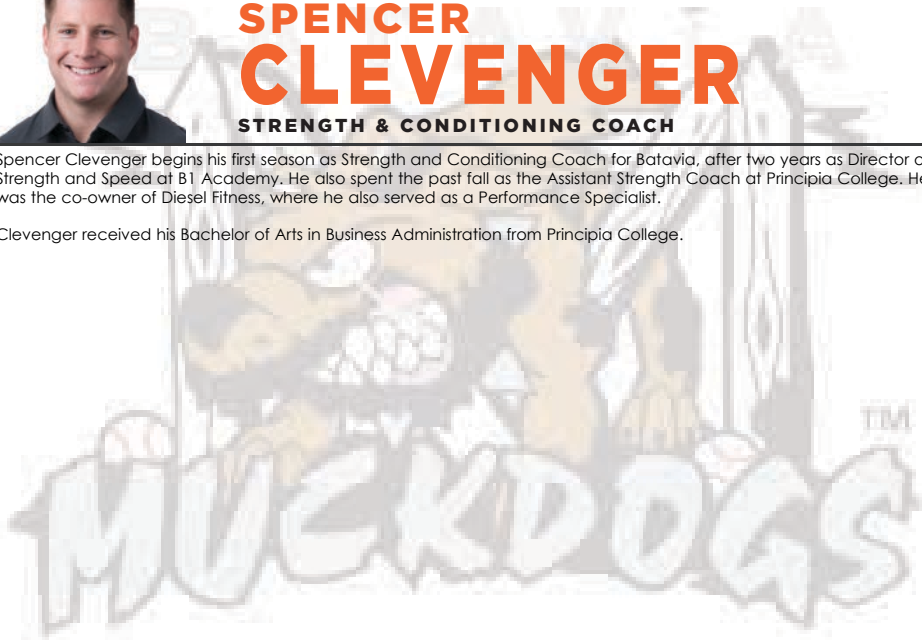


SPENCER CLEVINGER

STRENGTH & CONDITIONING COACH

Spencer Clevenger begins his first season as Strength and Conditioning Coach for Batavia, after two years as Director of Strength and Speed at B1 Academy. He also spent the past fall as the Assistant Strength Coach at Principia College. He was the co-owner of Diesel Fitness, where he also served as a Performance Specialist.

Clevenger received his Bachelor of Arts in Business Administration from Principia College.





**JOHN
PACHOT**

MANAGER

John Pachot begins his second year as Manager for the GCL Marlins. Pachot joins the GCL Marlins after two seasons as a coach with Double-A Jacksonville, where he was a member of the Suns' 2001 Southern League championship season.

Pachot played 19 years professionally from 1993 to 2011 at all levels of the minor leagues and for several independent leagues as well. In 46 games with the Suns in 2001, he hit .243 with four home runs and 22 RBI.



**MANNY
OLIVERA**

PITCHING COACH

Manny Olivera returns for his fifth season as pitching coach for the GCL Marlins. Olivera spent three seasons pitching in the Marlins Minor League system. He signed as a Minor League free agent in 2005 after pitching in the Netherlands in 2004, where he led Hoofdklasse in ERA (1.52), innings (136.0), strikeouts (142), and complete games (12).

Olivera was born in Barcelona, Catalonia, Spain, but now resides in Jupiter, Fla.



**RIGOBERTO
SILVERIO**

HITTING COACH

Rigoberto Silverio begins his first season as hitting coach for the GCL Marlins and his 10th year in the Marlins organization. He spent last year as hitting coach for Batavia, and also served the role from 2014-15 and with Greensboro in 2016. Prior to his time with the Muckdogs, Silverio spent two seasons as a coach for Jupiter (2012-13). He spent his first three seasons with the organization as a coach for the Jamestown Jammers.

In five seasons in the Marlins farm system, the former infielder was a career .243 hitter in 225 games. He and his wife, Naicelis, have two children, Nashley and Noah.



**NATHAN
MIKOLAS**

DEFENSIVE COACH

Nathan Mikolas makes his coaching debut in 2018, following a six-year career in professional baseball. Mikolas will serve as the Defensive Coach for the GCL Marlins.

Mikolas was selected by the New York Yankees in the third round of the 2012 First-Year Player Draft out of Bradford High School in Kenosha, Wisconsin.





**MELISSA
HAMPTON**

ATHLETIC TRAINER

Melissa Hampton enters her second season as the Athletic Trainer for the GCL Marlins. She joined the Marlins organization last season after spending the previous year at Towson University, where she completed an Athletic Trainer internship. At Towson, she primarily served the baseball, men's swimming and diving, and women's swimming and diving teams.

Prior to her time at Towson, Hampton spent two years at Dallas Baptist University, where she served as a Graduate Assistant Athletic Trainer primarily for the cross country, track and field, men's lacrosse and baseball teams.

Hampton received her Master of Science in Kinesiology from Dallas Baptist University and her Bachelor of Science in Athletic Training from Southern Nazarene University. She resides in Palm Beach Gardens, Florida.

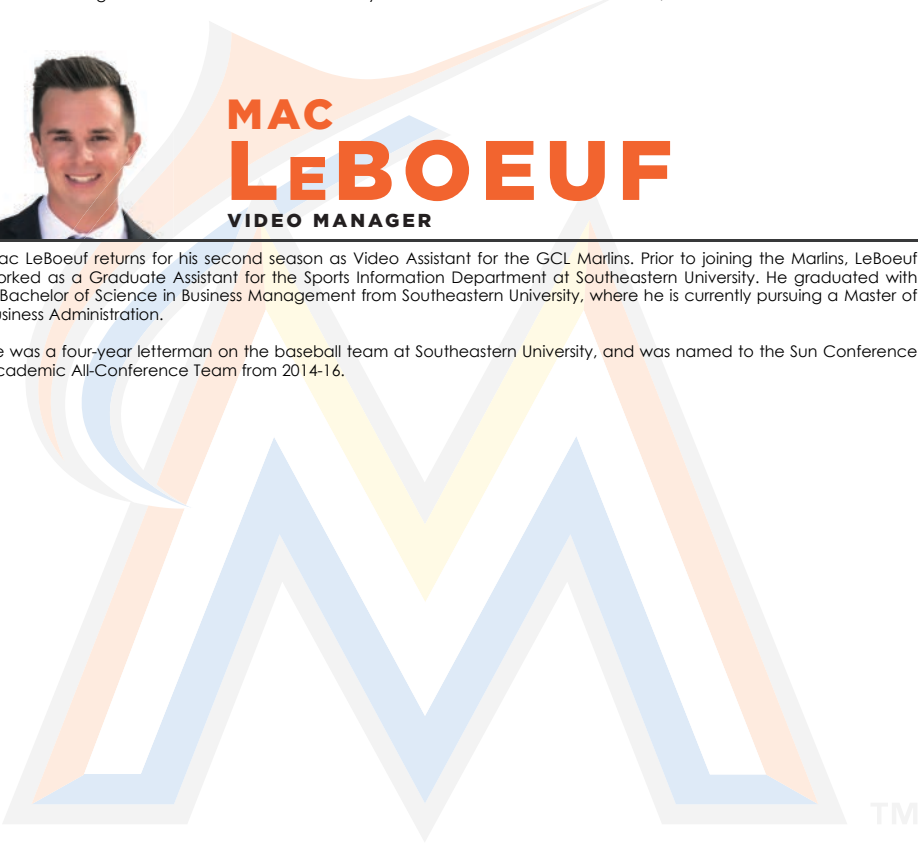


**MAC
LEBOEUF**

VIDEO MANAGER

Mac LeBoeuf returns for his second season as Video Assistant for the GCL Marlins. Prior to joining the Marlins, LeBoeuf worked as a Graduate Assistant for the Sports Information Department at Southeastern University. He graduated with a Bachelor of Science in Business Management from Southeastern University, where he is currently pursuing a Master of Business Administration.

He was a four-year letterman on the baseball team at Southeastern University, and was named to the Sun Conference Academic All-Conference Team from 2014-16.



YEAR-BY-YEAR ORGANIZATIONAL STANDINGS

SEASON	LEVEL	TEAM	LEAGUE	RECORD	PERCENTAGE
1992	SS	Erie Sailors	NY-Penn	40-37	.533
	R	GCL Marlins	Gulf Coast	33-27	(73-64)
1993	AAA	Edmonton Trappers	Pacific Coast	72-69	
	AA	-- no affiliation --	-----	-----	
	A+	High Desert Mavericks	California	85-62	.536
	A	Kane County Cougars	Midwest	75-62	(295-255)
	SS	Elmira Pioneers	NY-Penn	31-44	
	R	GCL Marlins	Gulf Coast	32-28	
1994	AAA	Edmonton Trappers	Pacific Coast	67-75	
	AA	Portland Sea Dogs	Eastern	60-81	
	A+	Brevard Co. Manatees	Florida State	78-61	.496
	A	Kane County Cougars	Midwest	71-68	(344-349)
	SS	Elmira Pioneers	NY-Penn	30-43	
	R	GCL Marlins	Gulf Coast	38-21	
1995	AAA	Charlotte Knights	International	59-81	
	AA	Portland Sea Dogs	Eastern	86-56	
	A+	Brevard Co. Manatees	Florida State	61-74	.495
	A	Kane County Cougars	Midwest	69-69	(340-347)
	SS	Elmira Pioneers	NY-Penn	25-51	
	R	GCL Marlins	Gulf Coast	40-16	
1996	AAA	Charlotte Knights	International	62-59	
	AA	Portland Sea Dogs	Eastern	83-58	
	A+	Brevard Co. Manatees	Florida State	47-92	.471
	A	Kane County Cougars	Midwest	65-68	(320-359)
	SS	Utica Blue Sox	NY-Penn	29-57	
	R	GCL Marlins	Gulf Coast	34-25	
1997	AAA	Charlotte Knights	International	76-65	
	AA	Portland Sea Dogs	Eastern	79-63	
	A+	Brevard Co. Manatees	Florida State	62-76	.512
	A	Kane County Cougars	Midwest	70-68	(354-338)
	SS	Utica Blue Sox	NY-Penn	36-38	
	R	GCL Marlins	Gulf Coast	31-28	
1998	AAA	Charlotte Knights	International	70-73	
	AA	Portland Sea Dogs	Eastern	66-75	
	A+	Brevard Co. Manatees	Florida State	43-97	.459
	A	Kane County Cougars	Midwest	69-71	(321-379)
	SS	Utica Blue Sox	NY-Penn	35-41	
	R	GCL Marlins	Gulf Coast	38-22	
1999	AAA	Calgary Cannons	Pacific Coast	57-82	
	AA	Portland Sea Dogs	Eastern	65-77	
	A+	Brevard Co. Manatees	Florida State	61-74	.477
	A	Kane County Cougars	Midwest	78-59	(328-360)
	SS	Utica Blue Sox	NY-Penn	42-33	
	R	GCL Marlins	Gulf Coast	25-35	
2000	AAA	Calgary Cannons	Pacific Coast	60-82	
	AA	Portland Sea Dogs	Eastern	71-70	
	A+	Brevard Co. Manatees	Florida State	66-74	.496
	A	Kane County Cougars	Midwest	74-65	(346-351)
	SS	Utica Blue Sox	NY-Penn	35-40	
	R	GCL Marlins	Gulf Coast	40-20	
2001	AAA	Calgary Cannons	Pacific Coast	72-71	
	AA	Portland Sea Dogs	Eastern	77-65	
	A+	Brevard Co. Manatees	Florida State	80-55	.546
	A	Kane County Cougars	Midwest	88-50	(383-319)
	SS	Utica Blue Sox	NY-Penn	27-47	
	R	GCL Marlins	Gulf Coast	29-31	

* ***Bold Italics*** indicate won League Championship

FRONT OFFICE
 FIELD AND CLUBHOUSE STAFF
 PLAYERS
 2017 IN REVIEW
 CLUB HISTORY
 POSTSEASON HISTORY
PLAYER DEVELOPMENT
 2018 OPPONENTS
 GENERAL INFORMATION



YEAR-BY-YEAR ORGANIZATIONAL STANDINGS

2002	AAA	Calgary Cannons	Pacific Coast	67-71	
	AA	Portland Sea Dogs	Eastern	63-77	
	A+	Jupiter Hammerheads	Florida State	81-57	.491 (338-351)
	A	Kane County Cougars	Midwest	64-75	
	SS	Jamestown Jammers	NY-Penn	32-42	
	R	GCL Marlins	Gulf Coast	31-29	
2003	AAA	Albuquerque Isotopes	Pacific Coast	74-70	
	AA	Carolina Mudcats	Southern	80-58	
	A+	Jupiter Hammerheads	Florida State	76-72	.502 (343-340)
	A	Greensboro Bats	South Atlantic	65-67	
	SS	Jamestown Jammers	NY-Penn	22-51	
	R	GCL Marlins	Gulf Coast	26-32	
2004	AAA	Albuquerque Isotopes	Pacific Coast	67-77	
	AA	Carolina Mudcats	Southern	73-68	
	A+	Jupiter Hammerheads	Florida State	64-71	.454 (315-379)
	A	Greensboro Bats	South Atlantic	50-89	
	SS	Jamestown Jammers	NY-Penn	30-45	
	R	GCL Marlins	Gulf Coast	31-29	
2005	AAA	Albuquerque Isotopes	Pacific Coast	78-66	
	AA	Carolina Mudcats	Southern	77-57	
	A+	Jupiter Hammerheads	Florida State	64-71	.501 (341-339)
	A	Greensboro Grasshoppers	South Atlantic	64-71	
	SS	Jamestown Jammers	NY-Penn	31-44	
	R	GCL Marlins	Gulf Coast	24-30	
2006	AAA	Albuquerque Isotopes	Pacific Coast	70-72	
	AA	Carolina Mudcats	Southern	61-79	
	A+	Jupiter Hammerheads	Florida State	55-80	.459 (316-373)
	A	Greensboro Grasshoppers	South Atlantic	68-69	
	SS	Jamestown Jammers	NY-Penn	33-39	
	R	GCL Marlins	Gulf Coast	29-34	
2007	AAA	Albuquerque Isotopes	Pacific Coast	72-70	
	AA	Carolina Mudcats	Southern	60-80	
	A+	Jupiter Hammerheads	Florida State	63-76	.468 (323-367)
	A	Greensboro Grasshoppers	South Atlantic	71-69	
	SS	Jamestown Jammers	NY-Penn	28-47	
	R	GCL Marlins	Gulf Coast	29-25	
2008	AAA	Albuquerque Isotopes	Pacific Coast	68-75	
	AA	Carolina Mudcats	Southern	80-60	
	A+	Jupiter Hammerheads	Florida State	74-64	.530 (365-324)
	A	Greensboro Grasshoppers	South Atlantic	66-72	
	SS	Jamestown Jammers	NY-Penn	28-47	
	R	GCL Marlins	Gulf Coast	30-24	
2009	AAA	New Orleans Zephyrs	Pacific Coast	63-80	
	AA	Jacksonville Suns	Southern	82-58	
	A+	Jupiter Hammerheads	Florida State	67-70	.497 (342-348)
	A	Greensboro Grasshoppers	South Atlantic	66-74	
	SS	Jamestown Jammers	NY-Penn	34-42	
	R	GCL Marlins	Gulf Coast	38-17	
2010	AAA	New Orleans Zephyrs	Pacific Coast	66-77	
	AA	Jacksonville Suns	Southern	81-59	
	A+	Jupiter Hammerheads	Florida State	46-92	.506 (350-341)
	A	Greensboro Grasshoppers	South Atlantic	66-74	
	SS	Jamestown Jammers	NY-Penn	43-32	
	R	GCL Marlins	Gulf Coast	37-19	
2011	AAA	New Orleans Zephyrs	Pacific Coast	69-74	
	AA	Jacksonville Suns	Southern	70-70	
	A+	Jupiter Hammerheads	Florida State	60-80	.508 (351-340)
	A	Greensboro Grasshoppers	South Atlantic	79-60	
	SS	Jamestown Jammers	NY-Penn	35-40	
	R	GCL Marlins	Gulf Coast	38-16	

FRONT OFFICE

CLUBHOUSE STAFF

FIELD AND
PLAYERS

2017 IN REVIEW

CLUB HISTORY

POSTSEASON HISTORY

PLAYER DEVELOPMENT

2018 OPPONENTS

GENERAL INFORMATION



YEAR-BY-YEAR ORGANIZATIONAL STANDINGS

2012	AAA	New Orleans Zephyrs	Pacific Coast	73-67	
	AA	Jacksonville Suns	Southern	70-70	
	A+	Jupiter Hammerheads	Florida State	74-62	.524
	A	Greensboro Grasshoppers	South Atlantic	80-59	(361-328)
	SS	Jamestown Jammers	NY-Penn	35-40	
	R	GCL Marlins	Gulf Coast	29-30	
2013	AAA	New Orleans Zephyrs	Pacific Coast	72-72	
	AA	Jacksonville Suns	Southern	73-63	
	A+	Jupiter Hammerheads	Florida State	68-69	.497
	A	Greensboro Grasshoppers	South Atlantic	65-72	(342-346)
	SS	Batavia Muckdogs	NY-Penn	39-36	
	R	GCL Marlins	Gulf Coast	25-34	
2014	AAA	New Orleans Zephyrs	Pacific Coast	70-74	
	AA	Jacksonville Suns	Southern	81-59	
	A+	Jupiter Hammerheads	Florida State	50-87	.498
	A	Greensboro Grasshoppers	South Atlantic	87-53	(347-350)
	SS	Batavia Muckdogs	NY-Penn	34-42	
	R	GCL Marlins	Gulf Coast	25-35	
2015	AAA	New Orleans Zephyrs	Pacific Coast	58-86	
	AA	Jacksonville Suns	Southern	57-81	
	A+	Jupiter Hammerheads	Florida State	67-73	.427
	A	Greensboro Grasshoppers	South Atlantic	51-88	(297-399)
	SS	Batavia Muckdogs	NY-Penn	31-44	
	R	GCL Marlins	Gulf Coast	33-27	
2016	AAA	New Orleans Zephyrs	Pacific Coast	69-70	
	AA	Jacksonville Suns	Southern	63-76	
	A+	Jupiter Hammerheads	Florida State	68-69	.454
	A	Greensboro Grasshoppers	South Atlantic	65-75	(311-374)
	SS	Batavia Muckdogs	NY-Penn	22-53	
	R	GCL Marlins	Gulf Coast	24-31	
2017	AAA	New Orleans Zephyrs	Pacific Coast	55-83	
	AA	Jacksonville Suns	Southern	69-71	
	A+	Jupiter Hammerheads	Florida State	67-68	.483
	A	Greensboro Grasshoppers	South Atlantic	75-61	(328-351)
	SS	Batavia Muckdogs	NY-Penn	30-45	
	R	GCL Marlins	Gulf Coast	32-23	

FRONT OFFICE
 FIELD AND CLUBHOUSE STAFF
 PLAYERS
 2017 IN REVIEW
 CLUB HISTORY
 POSTSEASON HISTORY
PLAYER DEVELOPMENT
 2018 OPPONENTS
 GENERAL INFORMATION



FIRST-YEAR PLAYER DRAFT RECAPS

1992

1 C Charles Johnson	14 RHP Jason Tidwell	27 RHP Matt Petersen	40 LHP Bob Frazier
2 RHP John Lynch	15 RHP Jim Patterson	28 RHP Ken Kendrena	41 RHP Doug Pettit
3 LHP Rich Ireland	16 OF Eddie Christian	29 OF Anthony Bonifazio	42 RHP Matt Wood
4 OF Willie Brown	17 INF Gavin Baugh	30 INF Mark Leber	43 RHP Greg Reeder
5 INF Alex Aranzamendi	18 C Mark Skeels	31 OF Eric Strickland	44 RHP Scott Johnson
6 RHP Pat Leahy	19 RHP John Codrington	32 INF Lou Lucca	45 RHP Dan Lyons
7 RHP Reynold Mendoza	20 RHP Rob Steiner	33 C Tim Lanier	46 RHP Chris Altman
8 LHP Dan Roman	21 OF Chris Clark	34 INF Bruce Nolte	47 RHP Scott Englehart
9 OF Scott Samuels	22 RHP Matt Donahue	35 OF Rick Freehling	48 RHP Mitchel Bowen
10 OF Chris Sheff	23 INF Todd Priddy	36 OF Matt Furrey	49 C Robert Hernandez
11 INF Tony Torres	24 LHP Marcus Mays	37 OF Hiram Fantauzzi	50 OF James Woods
12 RHP Mike Veneziale	25 RHP Andy Larkin	38 C Jason Frazier	
13 LHP Jerry Stafford	26 C Brian Loyd	39 C Sean Gousha	

1993

1 RHP Marc Valdes	24 OF Ronnie Brown	47 Voided	70 LHP Brian Deskins
2 C John Roskos	25 RHP Richard Dishman	48 RHP Josh Deakman	71 INF Cameron Jones
3 RHP Dan Ehler	26 INF Matt Martinez	49 OF Michael Reyes	72 RHP Franklin Roberts
4 LHP Thomas Howard	27 INF Andy Small	50 INF Mark Creelman	73 OF Brent Yarrow
5 RHP Ernie Delgado	28 INF Tony Darden	51 LHP Leslie Sean	74 INF Brian Reid
6 RHP Paul Thornton	29 LHP Samuel Minyard	52 INF Ward White	75 OF Eric Johnson
7 OF Todd Dunwoody	30 INF Justin Long	53 RHP Jason Russell	76 RHP David Bernhard
8 OF Billy McMillon	31 RHP Justin Mark	54 OF Charles Bivens	77 OF Kenny Williams
9 INF Brady Babin	32 RHP Matthew Wells	55 RHP Diallo Banks	78 OF Allen Stalvey
10 RHP Ryan Filbeck	33 LHP Zachary Stark	56 RHP David Harper	79 RHP Charles Roberson
11 INF Damon Johnson	34 OF Jeffrey Lewis	57 C Michael Myers	80 INF Dustin Spencer
12 RHP Jason Fawcett	35 OF Eric Genden	58 OF Marc Lee	81 RHP Michael Logan
13 OF David Jefferson	36 LHP Brett Ames	59 RHP Chad Ricketts	82 RHP Richard Bell
14 C Mike Sims	37 RHP Brandon Villafuerte	60 OF Daniel Sousa	83 RHP John Woodard
15 OF Erik Robinson	38 INF David Berg	61 RHP Michael Rios	84 OF Theron Truitt
16 INF Scott Southard	39 RHP James Merritt	62 OF Casey Baker	85 C Jerry Whaley
17 RHP Don Matthews	40 OF Derrick Johnson	63 INF Chris Sauritich	86 RHP Stephen Haggard
18 LHP Thomas Giles	41 INF Eric Sees	64 RHP Robert Cowan	87 RHP Jason Mann
19 LHP Richard Seminoff	42 LHP Chad Phillips	65 RHP James Gann	88 RHP Cabott Woods
20 LHP Bryan Ward	43 OF Ian Roberts	66 C Todd Teeter	89 OF Jason Dyer
21 RHP Greg Mix	44 OF Greg Hubley	67 C Chris Hendrix	90 RHP Tom Buckman
22 RHP Dan Chergey	45 RHP Bobby Howry	68 INF Anthony Longueira	91 OF Shawn Summers
23 OF Ivory Jones	46 RHP Jon Van Zandt	69 INF Larry Barnes	

1994

1 INF Josh Booty	21 LHP Brian Shackelford	42 RHP Heath Aske	63 INF Curtis Hall
2 INF Victor Rodriguez	22 RHP James Smith	43 INF Darren Mills	64 OF Tim Hicks
3 C Todd Cady	23 INF Lionel Hastings	44 RHP Aaron Cames	65 RHP Greg McNeill
4 RHP Brian Meadows	24 RHP Wally Maynard	45 LHP Mike Evans	66 RHP John Payne
5 LHP Chad Miles	25 RHP Dan Vardijan	46 OF Theron Truitt	67 RHP Jonathan Moores
6 RHP Jason Garrelts	26 OF Michael Reyes	47 RHP Randy Niles	68 RHP Josh Deakman
7 RHP Mike Parisi	27 C Sommer McCartney	48 RHP Randy Shagena	69 RHP Ross Atkins
8 OF Ryan Jackson	28 RHP Tim McClaskey	49 LHP Joel Holland	70 OF Anthony Poindexter
9 C Hector Kulan	29 RHP Mark Hale	50 LHP Gaylon Dixon	71 RHP Beau Payne
10 OF Hayward Cook	30 INF Shawn O'Dell	51 OF Santos Cortez	72 INF Glenn Foley
11 LHP Jon Farmer	31 C Kirk Pierce	52 LHP Scott Dewitt	73 OF Hines Ward
12 RHP Robby Stanifer	32 LHP Terry Bishop	53 C John Arnold	74 OF Troy Rauer
13 OF José Camilo	33 OF Derrick Johnson	54 OF Shane Phillips	75 OF Tyler Nicol
14 RHP Rodney Getz	34 INF Walter White	55 RHP Chris Gorrell	76 RHP Douglas Bossert
15 RHP Allan Hebbert	35 RHP Chadwick Mead	56 RHP Justin Fenus	77 INF Brian Benefield
16 RHP Seth Etherton	36 RHP Ali Samadini	57 RHP Chris Windsor	78 C Ward White
17 RHP Kenyon West	37 RHP Derek Santiago	58 RHP Philip Henderson	79 INF Peter Jazerinac
18 RHP Jeremy Ross	38 LHP Mark Greenlee	59 OF Peter Quitner	80 RHP Michael Howes
19 RHP Kevin Tolan	39 RHP Jay Gospodarek	60 LHP Todd Moser	
20 OF Mark Gugino	40 RHP Jeremy Block	61 LHP Ryan Roberts	
	41 OF Quincy Foster	62 RHP Tom Buckman	

* Bold indicates player signed

FRONT OFFICE

FIELD AND CLUBHOUSE STAFF

PLAYERS

2017 IN REVIEW

CLUB HISTORY

POSTSEASON HISTORY

PLAYER DEVELOPMENT

2018 OPPONENTS

GENERAL INFORMATION



FIRST-YEAR PLAYER DRAFT RECAPS

1995

1 OF Jaime Jones	23 RHP Alex Morris	45 C Rob Hernandez	67 INF Matthew Pidgeon
2 INF Nate Rolison	24 LHP Jim Detwiler	46 OF Jeff Cermak	68 LHP Andy Bair
3 OF Randy Winn	25 RHP Kevin Fitzmaurice	47 RHP Rhett Ingerick	69 RHP Jason Berry
4 RHP Mike Marriott	26 RHP Ryan Tack	48 C Raymond Green	70 RHP William Tull
5 OF Rene Rascon	27 RHP David Themeau	49 RHP Rafael Riguiero	71 OF Derek Rowen
6 LHP Michael Tejera	28 INF Jorge Rodriguez	50 OF William Reed	72 RHP William Boughey
7 RHP Hansel Izquierdo	29 RHP Gary Santoro	51 RHP Aaron Cames	73 RHP Jay Gospodarek
8 LHP Mark Watson	30 RHP Euclides Rojas	52 C Scott McKee	74 INF Stephen Blevins
9 RHP Tony Enard	31 RHP Mike Rose	53 OF Kerthatis Lovely	75 RHP Kevin Tolan
10 RHP Bob Pailthorpe	32 RHP George Oleksik	54 RHP Howard Bell	76 RHP Dustin Keppen
11 RHP Gary Knotts	33 INF Todd Bramble	55 OF Darin Baker	77 INF Eric Kalie
12 RHP Jonathan Widerski	34 OF Kevin Green	56 OF Carl Jones	78 RHP Brett Schreyer
13 RHP Jerrod Riggan	35 INF Jason Shanahan	57 OF Joel Atwater	79 OF Joel Saijun
14 RHP David Miller	36 RHP Tim McClaskey	58 INF Richard Circuit	80 OF Timothy Hicks
15 RHP Rick Garcia	37 INF Brian Dallimore	59 LHP Mark Greenlee	81 RHP Shannon Carter
16 RHP Gabe González	38 LHP Ken Duebelbeis	60 RHP William Fleck	82 OF Brian Bush
17 INF Steve Goodell	39 OF Dion Battelle	61 INF Scott Esker	83 Voided
18 LHP Travis Burgess	40 LHP Matt Blank	62 RHP Michael Laine	84 INF Ryan Roberts
19 LHP Michael Duvall	41 OF Dwaine Neal	63 INF Druen Mahony	85 INF Andrew Lechrone
20 C Mat Erwin	42 OF Letarvius Copeland	64 OF Quincy Foster	86 OF John Schmitz
21 INF Joe Funaro	43 RHP Shannon Stephens	65 LHP James Nederostek	87 INF Brian Haught
22 RHP Swan Austin	44 INF Jason Garrett	66 C Robert Hammock	

1996

1 OF Mark Kotsay	20 RHP Steve Gagliano	39 RHP Jeff Bloomer	58 RHP Travis Johnson
2 Choice to Toronto	21 C Matt Braugher	40 LHP Simon Young	59 INF Israel Pope
3 Choice to Toronto	22 LHP Dan Ferrell	41 LHP Brian Foystek	60 OF Clayton Thomas
4 RHP Blaine Neal	23 C Stephen Morales	42 INF Edwin Erickson	61 RHP Darius Gill
5 LHP Brent Billingsley	24 RHP Brad Farizo	43 RHP Jimmy Frush	62 C Charles Walter
6 RHP David Townsend	25 INF Jeff Venghaus	44 OF Patrick Pass	63 OF Joel Saijun
7 RHP Chris Moore	26 RHP Scott Dunn	45 RHP Mike Rose	64 RHP Devon Younger
8 OF Quantaa Jackson	27 RHP Brian Matzenbacher	46 LHP Steven Merrill	65 C Jorge Soto
9 INF Vaughn Schill	28 RHP Justin Linquist	47 LHP Mike Evans	66 INF Dustin Brisson
10 OF Cory Washington	29 INF Pete Arenas	48 OF Harry Anderson	67 RHP Juan Torres
11 LHP Travis Wyckoff	30 INF Scott Conway	49 RHP Kevin Kurilla	68 LHP Brian Parterheimer
12 RHP Skip Browning	31 RHP Josh Laxton	50 OF Eric Abshor	69 RHP Geoff Duncan
13 INF Ryan Owens	32 OF Alain Diaz	51 RHP Kevin Zaleski	70 INF Joshua Hoffpauir
14 LHP Brian Tallet	33 RHP Rafael Riguiero	52 INF Daniel Torres	71 INF Gerald Perkins
15 RHP David Wesolowski	34 INF Zak Ammirato	53 OF David White	72 OF Dwayne Webb
16 INF Simon Tafoya	35 INF Justin Foerter	54 LHP Joseph Hart	73 INF Brian Pirazzi
17 INF Larry Kleinz	36 C Jay Jones	55 RHP Craig Lewis	74 INF Matt Pidgeon
18 LHP Brian Farkas	37 C Jason Alaimo	56 RHP Reece Borges	75 INF Scott Eskra
19 RHP Shaw Casey	38 INF Jason Sharp	57 OF Letarvius Copeland	

1997

1 RHP Aaron Akin	16 RHP James Shook	31 RHP Jason Farmer	46 LHP Michael Wenger
2 C Jeff Bailey	17 OF Rhod Donaldson	32 RHP Bryant Hodges	47 INF Michael Shumaker
3 INF Chris Aguila	18 RHP Drew Shields	33 OF Ronald Dorsey	48 C Aaron Lough
4 C Brandon Harper	19 RHP Robert Garvin	34 OF Chris Clark	49 RHP Michael Nall
5 LHP Paul Avery	20 OF Howard Beard	35 RHP Joshua Higgins	50 RHP Kyle Jenkins
6 OF Brain Reed	21 RHP Eric Bernhardt	36 LHP Antwoine Anderson	51 OF Frank Valois
7 INF Matt Erickson	22 C Alex Melconian	37 INF Chris Louwsma	52 C Tim Strange
8 LHP Clifford Lee	23 OF Andres Torres	38 OF Eric Abshor	53 RHP Brian Middleton
9 OF Jon Heinrichs	24 C Jason Harrison	39 INF Adam Spiker	54 OF Adrian Earles
10 INF Kelley Washington	25 RHP Cory Lima	40 IHP John Weis	55 RHP Nicholas Huntsman
11 INF Jesus Medrano	26 RHP Scott Henderson	41 RHP Billy Nofsinger	56 INF William Baber
12 OF Javon Walker	27 OF Matt Schnabel	42 RHP Nicholas Carlson	57 RHP Michael Kalchuk
13 INF Ross Gload	28 RHP James McGowan	43 LHP Glen Myers	58 C Carl Lafferty
14 RHP Wes Anderson	29 RHP Blair Fowler	44 C Esteben Elzy	
15 INF Travis Bailey	30 RHP Gaige Thomas	45 RHP Jimmy Barndollar	

1998

1 OF Chip Ambres	14 RHP Eric Jupe	27 OF Willy Hill	40 C Julio Rivas
2 INF Derek Wathan	15 INF Heath Kelly	28 RHP Kevin Ryan	41 OF Bryan Lee
3 INF David Callahan	16 RHP John Seaman	29 INF Drew Niles	42 RHP Daniel Pettit
4 INF Heath Honeycutt	17 INF Joshua Hochgesang	30 INF Vincent Harrison	43 RHP Shawn Sabo
5 OF Matt Padgett	18 INF Adam LaRoche	31 OF Jon Topolski	44 INF Shawn Norris
6 LHP Phillip Lowery	19 OF Wendell Anderson	32 INF Randy Rigbsby	45 RHP Peter Selden
7 LHP Ryan Harber	20 LHP David Campos	33 RHP Peter Kocur	46 OF Greg Mickles
8 RHP Marc Sauer	21 C Matthew Frick	34 OF Adam Bragg	47 C Aaron Alvarez
9 RHP Michael Trussell	22 C Michael Wright	35 C John Moylan	48 C Rigo Orozco
10 LHP Chris Heck	23 RHP Matthew Krabbe	36 C Chris Halgren	49 OF Rudy Simpson
11 INF Matthew Demarco	24 INF Terrence Smalls	37 RHP Eric Bernhardt	
12 LHP David Noyce	25 RHP Scott Murphy	38 RHP Jorge Arceo	
13 RHP Paul McCurtain	26 RHP Kevin Olsen	39 OF Jeff Wagner	



FIRST-YEAR PLAYER DRAFT RECAPS

1999

1 RHP Josh Beckett	14 LHP Todd Moser	27 RHP Thomas Bell	40 RHP Matthew Krabbe
2 RHP Terence Byron	15 OF Barry Schell	28 LHP Matt Ward	41 RHP Jeff Nichols
3 INF Joshua Wilson	16 RHP Jared Wykoff	29 INF Matt Postell	42 INF David LaRoche
4 C Dominic Woody	17 RHP Brad Haynes	30 RHP Bradon Bowe	43 RHP Darin Palines
5 LHP Nate Robertson	18 RHP David Johnston	31 C Ken Riley	44 INF Alonso Gomez
6 OF Charles Frazier	19 INF Kevin Perkins	32 RHP Dustin Griffith	45 RHP John Anderson
7 INF Jake Laidlaw	20 RHP Shane Smuin	33 RHP Mike Flannery	46 C Benjamin Vannatter
8 INF Kevin Hooper	21 LHP Joseph Sergeant	34 C John Moylan	47 OF Jacob Robertson
9 RHP Ben Hickman	22 OF James Close	35 OF Enrique Mendieta	48 OF Quian Davis
10 OF Scott Goodman	23 INF Jarrod Schmidt	36 OF Kevin Snowden	49 RHP John Zamora
11 RHP Randy Messenger	24 LHP Bryan Morse	37 RHP Derek Caraway	50 OF Anthony Aceves
12 C Angel Sánchez	25 C Dennis Anderson	38 OF Robert Glaser	
13 RHP Bryan Moore	26 INF Keith Herbert	39 INF Chance Scott	

2000

1 INF Adrian González	13 RHP Phillip Akens	25 RHP Michael McNutt	37 RHP Josh Barton
2 OF Jason Stokes	14 LHP Robert Jones	26 RHP Nathan Staggs	38 OF Anthony Aceves
3 LHP Robert Henkel	15 LHP Timothy Schilling	27 LHP Joshua Muecke	39 RHP Nathan Kopszywa
4 OF Anthony Brewer	16 INF Daniel Hicks	28 INF Patrick Green	40 INF Christian Larsen
5 OF James Kavourias	17 INF Josh Willingham	29 RHP Casey Hoorelbeke	41 RHP Jared Brite
6 OF William Smith	18 LHP Chris Key	30 RHP Dustin Griffith	42 INF Justin Knapp
7 RHP Brandon Sloan	19 C Brian Rogers	31 RHP Jonathan Asahina	43 INF Steve Ramsey
8 RHP Matthew Massingale	20 RHP Adam Sterrett	32 RHP Derek Mills	44 INF Levi Webber
9 RHP Jesse Kozłowski	21 INF David Easterday	33 OF James Samolovitch	45 OF/INF Jeffrey Stevens
10 RHP William Clayton	22 OF David Gresky	34 LHP Joey Sexton	
11 RHP Steve Sawyer	23 LHP Daniel Moore	35 RHP Justin Sherman	
12 INF Patrick Magness	24 LHP Benjamin Birk	36 INF Erik Dean	

2001

1 RHP Garrett Berger	14 C Doug Boone	27 RHP Jonathan Hunton	40 INF Eric Otero
2 RHP Allen Baxter	15 INF Hunter Wyatt	28 C Gooby Gerlits	41 RHP Joshua Perrault
3 OF Christopher Resop	16 RHP Kevin Cave	29 RHP Nicholas Pesco	42 RHP Isaac Garzo
4 LHP Tyler Lumsden	17 C Joshua Coffey	30 RHP Chris Johnston	43 OF Paris Dancy
5 LHP Adam Bostick	18 LHP Louis Evans	31 C Sergio Roman	44 OF Nicholas Blasi
6 RHP Lincoln Holdzkorn	19 C William Lafferty	32 RHP Torik Harrison	45 OF Andrew Vansickle
7 RHP Jeffrey Fulchino	20 RHP Dane Mason	33 RHP Stephen Thomas	46 RHP Charles Taylor
8 RHP Dustin Kupper	21 INF Jason Helps	34 INF Marc Riffenhouse	47 INF Derek Hutton
9 RHP Kody Naylor	22 LHP Wes McCroftly	35 RHP Kevin Halamiccek	48 LHP Phillip Coke
10 INF Rex Rundgren	23 RHP John Skinner	36 INF Kris Clute	49 OF Steve Stanley
11 RHP Nicholas Ungs	24 INF Adam Hartig	37 RHP Ronnie Goodwin	
12 RHP Lance Davis	25 RHP Adam Russell	38 LHP Justin Ottman	
13 INF Michael Tucker	26 OF Francisco Blackburn	39 OF Tyson Graham	

2002

1 OF Jeremy Hermida	14 RHP Travis Chick	27 RHP Casey Blalock	40 C Bradley Pahs
2 SS Robert Andino	15 3B Thomas Merkle	28 RHP Aaron Gabriel	41 C Robert Johnson
3 RHP Trevor Hutchinson	16 RHP Christopher Goodman	29 RHP Chris Gabriel	42 RHP Zachary Lerch
4 RHP Joshua Johnson	17 RHP Evan Greusel	30 RHP Kurt Koehler	43 C Tyler Williams
5 C Nicholas Hundley	18 RHP Ross Wolf	31 LHP Kyle Eazor	44 RHP Tim Wood
6 LHP Scott Olsen	19 OF Jordan Baker	32 RHP Dan Olson	45 RHP Shany Carle
7 OF Xavier Arroyo	20 RHP Jason Iehl	33 OF Joseph Apotheke	46 OF Nicholas Ewen
8 RHP Ryan Warpinski	21 LHP Waylon Byers	34 RHP Kyle Dickson	47 OF Jacob Manning
9 OF Eric Reed	22 RHP Shaun O'Connor	35 LHP Gregory Goetz	48 LHP Matthew Hayes
10 1B Robert Word	23 RHP Sherman Primus	36 RHP Neal Warchol	49 SS Michael Gaffney
11 C Patrick Arlis	24 OF Andrew Rohleder	37 LHP Ryan Anderson	50 C Dustin Hughes
12 RHP James DeMontel	25 2B Eric Ordorica	38 LHP Patrick Connell	
13 SS Kevin Randel	26 LHP Micah Wright	39 OF Matthew Miller	

2003

1 RHP Jeff Allison	14 RHP Scott Nestor	27 OF Toddric Johnson	40 OF Geoff Rottmayer
2 RHP Logan Kensing	15 OF Mikela Olsen	28 LHP Gregory Bartlett	41 SS Randall Clay
3 SS Jonathan Fulton	16 LHP Jon Nickerson	29 RHP Stuart Alexander	42 OF James Adduci
4 OF Randall Miller	17 RHP Kurt Koehler	30 OF Ryan Bear	43 RHP Jared Johnson
5 3B Cole Seifrig	18 LHP Craig Lybarger	31 C Spencer Wyman	44 SS Benjamin Hodges
6 3B Lee Mitchell	19 RHP Nathan Nowicki	32 OF Kris Theodor	45 C Christopher Allen
7 LHP Rob Marchbanks	20 OF Seferino Encarnacion	33 RHP Roy Friesen	46 C Angel Flores
8 C Tanner Rogers	21 OF Brandon Tripp	34 RHP Antonio Orozco	47 RHP Chilion Stapleton
9 RHP David Humen	22 C Ryan Blake	35 OF Justin Mattison	48 RHP Ashkelon Stapleton
10 3B Jason Restko	23 LHP Anthony Watson	36 OF Rodney Rutherford	49 RHP Kyle Dickson
11 LHP Zach McCormack	24 OF Scott Dierts	37 LHP Nicholas Lovato	50 SS George Otero
12 SS Joseph Mazzuca	25 LHP Alexander Hinshaw	38 RHP Chris Bodishbaugh	
13 RHP Christopher Pillsbury	26 OF Benjamin Schroeder	39 RHP Neal Warchol	



FIRST-YEAR PLAYER DRAFT RECAPS

2004

1 LHP Taylor Tankersley	14 RHP Patrick Hogan	27 RHP Brian Hoff	40 INF Jerald Watson
2 LHP Jason Vargas	15 OF Brandon Verley	28 LHP Charles Blackmon	41 INF Jacob Taylor
3 OF Greg Burns	16 INF Brian Cleveland	29 RHP Aaron Easton	42 RHP Steve Santos
4 OF Jamar Walton	17 C Barry Gunther	30 LHP Joseph Munn	43 RHP Reyes Dorado
5 C Bradley Davis	18 INF Nathan Messner	31 LHP Parrish Castor	44 RHP Charles Justice
6 INF Bradley McCann	19 C John Wilson	32 LHP Jared Petrovich	45 RHP Matt Bates
7 INF Jared Gaston	20 RHP Rھےt James	33 RHP Clay Westmoreland	46 RHP Jared Johnson
8 RHP Craig Mollndrem	21 OF Marcus Davis	34 RHP Jarrett Santos	47 LHP Michael Mullaholland
9 OF Joseph Pietro	22 RHP Chris Mobley	35 RHP Drew Shetrone	48 RHP Brady Decker
10 INF Brett Carroll	23 OF Ted Ledbetter	36 RHP Sebastien Vendette	49 C Chris Kirkland
11 RHP Daniel Barone	24 RHP Jeffrey Lacher	37 INF Juan Figueroa	50 RHP Dero Ramsey
12 LHP Jeffrey Gogal	25 INF Agustin Montanez	38 OF Zachary Barrett	
13 INF Steve Gendron	26 RHP Kevin Turmail	39 INF Beau McMillam	

2005

1 RHP Chris Volstad	10 3B Cody Allen	24 LF Matthew Kutler	38 LHP Steven Pujol
1 LHP Aaron Thompson	11 3B Andrew Jenkins	25 RHP Blake Jones	39 LF Jonathan Prevost
1 RHP Jacob Marceaux	12 RHP Kyle Marlatt	26 RHP Scott Lindeen	40 RHP Eric Basuro
1 RHP Ryan Tucker	13 LF Jeffrey Van Houten	27 RHP Jason Jarrett	41 CF Luis Ramos
1 LHP Sean West	14 LHP Travis Talbot	28 RF Michael Thomasson	42 C David Woods
2 OF Bryan Harvey	15 SS Paul Witt	29 LHP Jared Wesson	43 3B Zachary Barrett
2 C Brett Hayes	16 RHP Jonathan Lewis	30 C Christopher Haupt	44 LHP Ryan Pollard
3 LHP Matthew Goyen	17 RHP Zac McCamie	31 LHP Matthew Jones	45 RHP Brady Decker
4 C Gabriel Sánchez	18 SS Nathan Padgett	32 RHP Adalberto Flores	46 1B Stephen Schneider
5 RHP Kyle Winters	19 LHP Adam Wood	33 C Adam Howard	47 2B Dustin Kaats
6 SS James Guerrero	20 RHP Rafael Galbizo	34 3B Adam Abraham	48 RHP Christopher Bodishbaugh
7 RHP Christopher LeRoux	21 LF Collin Roberson	35 C Jacob Taylor	49 RHP James Wallace
8 1B Aaron Bates	22 1B Logan Morrison	36 LF Sean Boatright	50 LF Jared Banks
9 RHP James Brauer	23 C Justin Webb	37 RF Joshua Short	

2006

1 RHP Brett Sinkbeil	12 RHP Bradley Stone	25 RHP Joel Fountain	38 3B Jeremie Tice
1s 3B Chris Coghlan	13 2B Andrew Saylor	26 LHP Andy Jackson	39 OF Brandon McDougall
2 OF Thomas Hickman	14 RHP Jay Buentel	27 RHP Jeremy Hall	40 RHP Luis Suarez
3 C Torre Langley	15 SS Guillermo Martinez	28 LHP Kedrick Martin	41 RHP Kyle Barry
3 OF Scott Cousins	16 3B Jacob Blackwood	29 LHP Jonathan Van Looy	42 RHP Ryan Kussmaul
4 RHP Hector Correa	17 OF David Mense	30 SS Quinn Harris	43 RHP William Jackel
5 C David Hatcher	18 RHP Ross Lierseman	31 OF William Mays	44 RHP Anthony Forrest
6 SS Justin Jacobs	19 RHP Thomas Davis	32 RHP Alejandro Sanabria	45 2B Kyle Price
7 RHP Donald Czyz	20 OF Steven Sultzbaugh	33 RHP Eric Basuro	46 3B Mitch MacDonald
8 SS Daniel Garcia	21 RHP Corey Madden	34 RHP Thomas Kelly	47 RHP Brooks Martin
9 OF John Raynor	22 LHP Kevan Kelley	35 C Christopher Evans	48 SS Lance Hanmer
10 LHP Graham Taylor	23 LHP Rylan Hanks	36 OF David Williams	49 OF Michael Hubbard
11 SS Osvaldo Martinez	24 OF Ernesto Rivera	37 RHP James Wallace	50 1B Andrew Raponi

2007

1 3B Matt Dominguez	14 3B Lucas Waters	27 SS Ray White	40 LHP Michael McCravey
2 CF Michael Stanton	15 3B Ryan Anetsberger	28 SS Virgil Hill	41 RHP Skyler Crawford
3 C Jameson Smith	16 RHP Adam Campbell	29 3B Ben Lasater	42 C Brett Lawler
4 RF Bryan Petersen	17 SS Michael Pasek	30 RHP Andrew J. Battisto	43 RHP Stephen Kohlscheen
5 RHP Steven Cishek	18 LHP Christopher Ingoglia	31 RHP Justin Harper	44 1B Ernie Banks
6 CF Taiwan Easterling	19 CF Charles Williams	32 C Joshua Thompson	45 C Kevin Stanley
7 RHP Andrew Paulauskas	20 LHP Marc Lewis	33 RHP Derek Blacksher	46 RHP John Hellweg
8 LHP Jay Voss	21 2B Ryan Curry	34 RHP Stephen Flake	47 C Mitchell Rider
9 CF Marcus Crockett	22 RHP Chaz Gilliam	35 RHP Joshua Roberts	48 2B Jacob Elmore
10 LHP Brandon Barrow	23 LHP Daniel Prieto	36 RHP Mathew Mallory	49 CF Kyle Rose
11 RHP Brett Durand	24 LHP Kevin Hammons	37 LHP Kellen St. Luce	50 3B Rafael Carlot
12 RHP Garrett Parcell	25 RHP Kyle Kaminska	38 RHP Tyler Waldron	
13 RHP Christopher Shafer	26 LF Bryan Hagerich	39 1B Richard Rossmann	

2008

1 C Kyle Skipworth	14 RHP Bryan Evans	27 RHP Elih Villanueva	40 INF Trent Fuller
2 LHP Brad Hand	15 RHP Johnny Dorn	28 OF Kevin Mattison	41 OF Alan Williams
3 LHP Edgar Olmos	16 LHP Andy Loomis	29 INF Richard Orton	42 OF Michael Syman
4 RHP Curtis Peterson	17 INF Richard Soignier	30 RHP Skyler Crawford	43 OF Kess Carter
5 RHP Peter Andrelczyk	18 RHP Thomas Koehler	31 INF Marvin Campbell	44 INF Joel Staples
6 RHP Graham Johnson	19 OF Kenneth Bass	32 RHP Wayman Gooch	45 OF Fred Atkins
7 INF Paul Gran	20 LHP Wade Korpi	33 LHP Moses Munoz	46 LHP Casey Fry
8 OF Isaac Galloway	21 INF Lonnie Lechelt	34 INF Matthew Lokken	47 LHP Jeffrey Urraub
9 LHP Daniel Jennings	22 RHP Jared Yecker	35 OF Brian Schultz	48 INF Barrett Serrato
10 RHP Trevor Holder	23 C Kondrat Thieme	36 RHP Brandon Todd	49 C Taylor Davis
11 RHP Blake Brewer	24 C Zachary Moore	37 LHP Drew Clothier	50 OF Colin Hofmann
12 INF Michael Turner	25 C Robert Taylor	38 INF Joseph DeBernardis	
13 INF Daniel Pertusati	26 INF Jason Peacock	39 OF Michael Mahtook	



FRONT OFFICE
 FIELD AND CLUBHOUSE STAFF
 PLAYERS
 2017 IN REVIEW
 CLUB HISTORY
 2018 OPPONENTS
 POSTSEASON HISTORY
 PLAYER DEVELOPMENT
 GENERAL INFORMATION

FIRST-YEAR PLAYER DRAFT RECAPS

2009

1 LHP Chad James	14 OF Sequoyah Stonecipher	27 INF Nathan Simon	40 RHP Mitchell Patito
2 RHP Bryan Berglund	15 OF Chad Cregar	28 RHP Holden Sprague	41 INF Darnell Sweeney
3 OF Marquis Cooper	16 C David Peters	29 LHP Jared Eskew	42 OF Jordan Poyer
4 RHP Daniel Mahoney	17 OF Brent Keys	30 OF Harold Brantley	43 RHP Michael González
5 INF Chase Austin	18 LHP Brett Bukvich	31 RHP Joseph O'Gara	44 RHP Kenneth Giles
6 INF Dustin Dickerson	19 RHP Erick Carillo	32 C Dallas Hord	45 OF Zachary Hurley
7 RHP Joshua Hodges	20 OF James Smith	33 RHP Thomas Buske	46 C Nickolas Ammirati
8 LHP Stephen Richards	21 RHP AJ Ramos	34 LHP Issac Morales	47 C Cody Miller
9 C Jobduan Morales	22 INF Terrence Dayleg	35 RHP Tyler Topp	48 LHP Ryan Gibson
10 RHP Matt Montgomery	23 RHP Thomas Peale	36 RHP Kaleth Fradera	49 LHP Alan Williams
11 INF Thomas Wade	24 INF Michael Brady	37 OF Keith Glenn	50 INF Adam Kam
12 OF Kyle Jensen	25 RHP Sean Teague	38 LHP Kevin Johnson	
13 RHP Tyler Curtis	26 INF Brent Weaver	39 OF Noah Perio	

2010

1 OF Christian Yelich	14 INF Daniel Black	27 RHP Brandon Cunniff	40 RHP Dustin Emmons
2 LHP Rob Rasmussen	15 OF Ryan Fisher	28 C Charles Keefer	41 RHP Mitchell Maness
3 C Jacob Realmuto	16 RHP Randy LeBlanc	29 INF Viosergy Rosa	42 RHP Jonathan Crawford
4 OF Alvin Toles	17 RHP Zachary Neal	30 LHP Zach Robertson	43 LHP Matthew Tracy
5 RHP Robert Morey	18 RHP Corey Goudeau	31 OF Taiwan Easterling	44 LHP Tyler Abbott
6 RHP Joseph Varner	19 INF Dallas Poulk	32 C Edward Rodriguez	45 RHP Jeremy Weber
7 OF Mark Canha	20 INF Alfredo Lopez	33 OF D'Andre Toney	46 OF Daniel Johnston
8 RHP Alan Oaks	21 LHP Kenneth Toves	34 LHP Steven Dennison	47 RHP Travis Huber
9 RHP Austin Brice	22 RHP Jeremy Heatley	35 INF Taylor Ard	48 LHP James Wright
10 INF Aaron Senne	23 RHP Blake Treinen	36 RHP Jared Rogers	49 RHP Cody Lavalli
11 LHP Grant Dayton	24 C Gregory Glime	37 RHP Christopher Squires	50 INF Daniel Carey
12 OF James Wooster	25 RHP Michael Ojala	38 LHP Forrest Moore	
13 OF Kentrell Dewitt	26 INF Todd Muecklisch	39 INF Sam Bates	

2011

1 RHP José Fernández	14 RHP Nick Grim	27 LHP Frankie Reed	40 INF Trent Gilbert
2 LHP Adam Conley	15 OF Jhiovmar Veras	28 RHP Benjamin Mincey	41 RHP Matt Anderson
3 INF Conner Barron	16 RHP Adrian Sampson	29 RHP Matthew Neil	42 LHP Jerad Grundy
4 INF Tyler Palmer	17 RHP Derek Varnadore	30 C José Behar	43 LHP Andrew Leenhouts
5 RHP Patrick Hope	18 LHP Greg Nappo	31 INF Kenny Jackson	44 INF Matthew LaNeve
6 LHP Charlie Lowell	19 INF Connor Burke	32 C Sharif Othman	45 OF Timothy Zufall
7 INF Ryan Rieger	20 INF Devon Reed	33 RHP James Nygren	46 RHP Zach Cooper
8 RHP Daniel Oliver	21 RHP Charles Wier	34 OF John Schultz	47 C Joel Thys
9 C Austin Barnes	22 RHP Collin Cargill	35 RHP Johnny Omahen	48 INF Christopher Nuñez
10 RHP Scott Lyman	23 RHP Tyler Higgins	36 INF Damek Tomscha	49 RHP Connor Little
11 INF Jacob Esch	24 C Mitchell Caldwell	37 RHP Jacob Ehret	50 LHP Cory Caruso
12 OF Ryan McIntyre	25 RHP Sean Donatello	38 RHP Joseph Ceja	
13 INF Josh Adams	26 INF Ryan Goetz	39 RHP Travis Huber	

2012

1 LHP Andrew Heaney	14 C Mike Vaughn	27 RHP Justin Jackson	40 INF Alex Polston
3 INF Avery Romero	15 OF Cody Keefer	28 RHP Casey McCarthy	
3s OF Kolby Kopeland	16 RHP Brian Ellington	29 RHP Ronald Barnes	
4 OF Austin Dean	17 OF Christian Keene	30 C David Cruz	
5 INF Austin Nola	18 LHP Patrick Merkleng	31 INF Lucas Hunter	
6 INF Anthony Gomez	19 INF Cody Gunter	32 RHP Ty Williams	
7 RHP Ryan Newell	20 RHP Jordan Hillyer	33 RHP Steve Weber	
8 RHP Drew Steckenrider	21 LHP Hayden Fox	34 INF Patrick Claussen	
9 RHP Nicholas Wittgren	22 RHP Robert Ravago	35 OF Chad Christensen	
10 INF Ron Miller	23 OF Cameron Flynn	36 RHP Kendall Graveman	
11 RHP Matt Milroy	24 INF Matt Juengel	37 OF Edward Sappell	
12 INF Christian Rivera	25 RHP Dane Stone	38 LHP Chipper Smith	
13 RHP Blake Logan	26 RHP Seth Grant	39 C Marcus Greene	

2013

1 INF Colin Moran	12 RHP C.J. Robinson	25 LHP Sean Townsley	38 RHP Tyler Kane
1s LHP Matthew Krook	13 INF J.T. Riddle	26 LHP Adam Westmoreland	39 RHP Daulton Jefferies
2 RHP Trevor Williams	14 INF Scott Carcaise	27 RHP Matt Young	40 INF Tim Richards
2s RHP Logan Suggs	15 OF Miles Williams	28 RHP Joel Effertz	
3 INF Ben Deluzio	16 RHP Tyler Kinley	29 INF Kevin Williams	
4 OF K.J. Woods	17 RHP Scott Schultz	30 INF Eric Fisher	
5 C Chad Wallach	18 RHP John Garner	31 RHP Dalton Viner	
6 OF Ryan Aper	19 LHP Will White	32 RHP Cody Crabaugh	
7 INF Justin Bohn	20 INF Juan Avila	33 RHP Blake Douglas	
8 INF Iramis Olivencia	21 LHP Sam Alvis	34 RHP Edward Cruz	
9 INF Aaron Blanton	22 RHP Nelson Zulueta	35 RHP Cole Stapler	
10 INF Carlos Lopez	23 RHP John Easley	36 RHP Chandler Eden	
11 OF Coco Johnson	24 RHP Cody Harris	37 INF Michael Bell	

FRONT OFFICE

FIELD AND CLUBHOUSE STAFF

PLAYERS

2017 IN REVIEW

CLUB HISTORY

POSTSEASON HISTORY

PLAYER DEVELOPMENT

2018 OPPONENTS

GENERAL INFORMATION



FIRST-YEAR PLAYER DRAFT RECAPS

2014

1 RHP Tyler Kolek	10 LHP Dillon Peters	21 INF D.J. King	32 LHP Nestor Bautista
1 cb C Blake Anderson	11 RHP Nick White	22 INF Mitchell Robinson	33 INF Austen Smith
2 INF Justin Twine	12 C Roy Morales	23 RHP Steven Farnworth	34 LHP Talor Lehman
3 INF Brian Anderson	13 RHP Jacob Smigelski	24 INF Ryan Cramer	35 RHP Keith Zuniga
3 s LHP Michael Mader	14 INF Zach Sullivan	25 LHP Christian MacDonald	36 RHP Justin Hepner
4 INF Brian Schales	15 RHP Connor Overton	26 RHP Nick Williams	37 RHP Chase Williams
5 OF Casey Soltis	16 LHP Scott Quier	27 C Christopher Hoo	38 RHP Parker Ray
6 LHP Chris Sadberry	17 INF Eric Fisher	28 INF Christian Williams	39 RHP Matt Pope
7 INF Arfernee Seymour	18 C Brad Haynal	29 RHP Greg Greve	40 OF Hunter Aguirre
8 OF Stone Garrett	19 INF Frederick Davis	30 RHP Kyle Fischer	
9 LHP Ben Holmes	20 RHP Jordan Holloway	31 LHP Kyle Porter	

2015

1 INF Josh Naylor	12 OF Terry Bennett	23 LHP Trevor Lacosse	34 OF Brandon Rawe
2 LHP Brett Lilek	13 RHP R.J. Peace	24 RHP Octavio Arroyo	35 OF Cameron Newell
3 OF Isaiah White	14 RHP Jordan Hillyer	25 OF Alexander Fernández	36 LHP Gunnar Kines
4 RHP Cody Poteet	15 OF Kyle Barrett	26 RHP Obed Diaz	37 OF Ruben Cardenas
5 LHP Justin Jacome	16 LHP Justin Langley	27 INF Taylor Munden	38 OF C.J. Newsome
6 C Justin Cohen	17 INF Max Whitt	28 LHP Jeff Kinley	39 INF Bucket Goldby
7 RHP Travis Neubeck	18 RHP Kyle Keller	29 RHP Ben Meyer	40 C Matthew Foley
8 RHP Chris Paddock	19 RHP Curt Britt	30 INF Joseph Chavez	
9 RHP Reilly Hovis	20 C Corey Dunbar	31 OF Griffin Conine	
10 RHP Kelvin Rivas	21 INF Giovanni Alfonzo	32 INF Kris Goodman	
11 RHP Ryan McKay	22 RHP L.J. Brewster	33 RHP Ryley MacEachern	

2016

1 LHP Braxton Garrett	13 RHP Nick Eicholtz	24 INF Jordan Gould	35 INF Mathew Brooks
3 OF Thomas Jones	14 RHP Michael Mertz	25 INF Mike Garzillo	36 C Matthew Popowitz
4 OF Sean Reynolds	15 INF James Nelson	26 C Gunner Pollman	37 OF Zachary Daly
5 RHP Sam Pérez	16 RHP Dustin Beggs	27 RHP Parker Bugg	38 INF Dustin Demeter
6 RHP Remy Reed	17 RHP Brent Wheatley	28 INF Colby Lusignan	39 OF Caleb Scires
7 OF Corey Bird	18 C David Gaunt	29 OF Walker Olis	40 INF Evan Douglas
8 OF Aaron Knapp	19 LHP Shane Sawczak	30 RHP Garrett Suchey	
9 C Jarrett Rindfleisch	20 INF Eric Gutierrez	31 RHP Preston Guillory	
10 LHP Dylan Lee	21 INF Luis Pintor	32 RHP Chevis Hoover	
11 RHP Chad Smith	22 RHP Alex Mateo	33 INF Branden Berry	
12 RHP Mike King	23 RHP Hunter Wells	34 LHP Trenton Hill	

MARLINS 2017 DRAFT SELECTIONS

RD	PICK	PLAYER	POS	B/T	HT	WT	DOB	SCHOOL	HOMETOWN
1	13	Trevor Rogers	LHP	L/L	6-6	185	11/13/97	Carlsbad H.S. (NM)	Carlsbad, NM
CB1	36	Brian Miller	CF	L/R	6-0	187	8/20/95	University of North Carolina	Raleigh, NC
2	51	Joe Dunand	SS	R/R	6-2	205	9/20/95	NC State University	Miami, FL
3	89	Riley Mahan	2B	L/R	6-3	185	12/31/95	University of Kentucky	Cincinnati, OH
4	119	Colton Hock	RHP	R/R	6-4	220	3/15/96	Stanford University	Bloomsburg, PA
5	149	Ryan Lillie	RHP	R/R	5-11	210	5/1/96	Univ. of California-Riverside	Murietta, CA
6	179	Taylor Braley	RHP	R/R	5-11	230	1/13/96	Univ. of Southern Mississippi	Hattiesburgh, MS
7	209	Sean Guenther	LHP	L/L	5-11	190	12/29/95	University of Notre Dame	Atlanta, GA
8	239	Jared Barnes	C	R/R	6-0	190	11/21/95	University of South Alabama	Tallahassee, FL
9	269	Cameron Baranek	CF	L/L	5-10	195	2/20/95	Hope International University	Orange, CA
10	299	Denis Karas	3B	R/R	5-11	180	11/27/95	Univ. of California-Berkley	Lafayette, CA
11	329	Dakota Bennett	LHP	S/L	6-2	160	7/12/99	Albert P. Brewer HS (AL)	Eva, AL
12	359	Josh Roberson	RHP	R/R	6-3	170	5/12/96	UNC-Wilmington	Winston-Salem, NC
13	389	Jan Mercado	C	R/R	6-1	185	8/28/99	Puerto Rico Baseball Academy	Albion, PR
14	419	Demetrius Sims	SS	R/R	6-2	200	7/14/95	Bethune-Cookman Univ. (FL)	Ann Arbor, MI
15	449	Brady Puckett	RHP	R/R	6-9	225	7/31/95	Lipscomb University (TN)	Murfreesboro, TN
16	479	Gavin Fritz	RHP	R/R	6-2	195	2/26/96	Dallas Baptist University	Temple, TX
17	509	Dylan Cyphert	LHP	L/L	6-0	186	9/10/96	Gulf Coast State College (FL)	Cranberry, PA
18	539	Bryce Howe	RHP	R/R	6-2	250	11/17/95	Oral Roberts University (OK)	Claremore, OK
19	569	Micha Brown	SS	R/R	6-2	200	5/9/96	Lewis-Clark State College (ID)	Medford, OR
20	599	Matt Givin	RHP	R/R	6-3	180	6/17/99	Rock Canyon HS (CO)	Castle Pines, CO
21	629	Ben Fisher	1B	L/L	6-1	215	11/16/94	Eastern Kentucky University	Richmond, KY
22	659	J.D. Osborne	C	R/R	6-1	215	7/13/95	University of Tampa	Whitby, ONT
23	689	Tyler Curtis	3B	R/R	6-3	220	2/14/94	Lynn University (FL)	Newburgh, NY
24	719	Montana Parsons	RHP	R/R	6-3	185	4/20/95	Baylor University	Conroe, TX
25	749	Evan Estes	RHP	R/R	6-2	185	11/29/96	Merced College (CA)	Jamestown, CA
26	779	Gunner Leger	LHP	L/L	6-3	205	9/12/95	Univ. of Louisiana-Lafayette	Lake Charles, LA
27	809	Doug Domnarski	LHP	L/L	5-11	190	7/8/94	University of Connecticut	Pawcatuck, CT
28	839	Vincenzo Aiello	RHP	R/R	6-3	220	8/6/94	University of Oklahoma	Staten Island, NY
29	869	Henry McAree	RHP	R/R	6-1	205	8/31/93	Lewis-Clark State College (ID)	Shoreline, WA
30	899	Michael Donadio	LF	L/R	6-0	195	4/23/95	St. John's University (NY)	Mount Sinai, NY
31	929	Harrison White	OF	L/R	5-11	175	11/18/94	Yale University	Laguna Niguel, CA
32	959	Elliott Barzilli	3B	R/R	6-0	175	5/3/95	Texas Christian University	Los Angeles, CA
33	989	Kyle Farjad	LHP	L/L	5-11	215	11/2/96	Palm Beach State College (FL)	Loxahatchee, FL
34	1019	Karl Craigie	LHP	L/L	6-1	215	1/22/95	Univ. of Texas-San Antonio	Pflugerville, TX
35	1049	Tyler Holton	LHP	L/L	6-2	200	6/13/96	Florida State University	Tallahassee, FL
36	1079	Josh Alberius	RHP	R/R	5-11	175	11/19/94	Univ. of Arkansas-Fayetteville	Little Rock, AR
37	1109	Jared Price	RHP	R/R	6-3	225	10/5/93	University of Maryland	Mohnton, PA
38	1139	Cody Roberts	C	R/R	6-0	190	6/16/96	University of North Carolina	Johns Creek, GA
39	1169	Brandon Boone	RHP	R/R	6-3	210	10/26/94	St. Edwards University (TX)	Georgetown, TX
40	1199	Andrew Turner	3B	R/R	6-2	190	9/26/95	Long Island University	King of Prussia, PA

* Bold indicates player signed

The following players signed as non-drafted free agents:

FA	Igor Baez	C	R/R	6-1	180	6/5/1995	Flagler College (FL)	Orlando, FL
FA	Michael Hernandez	C	R/R	5-10	195	5/24/1995	Nova Southeastern Univ. (FL)	Miami, FL
FA	Bubba Hollins	3B	R/R	6-1	200	12/6/1995	St. Bonaventure University	Orchard Park, NY

FRONT OFFICE

FIELD AND
CLUBHOUSE STAFF

PLAYERS

2017 IN REVIEW

CLUB HISTORY

POSTSEASON HISTORY

PLAYER DEVELOPMENT

2018 OPPONENTS

GENERAL INFORMATION



2018 MINOR LEAGUE PLAYER REGISTRY

FRONT OFFICE
FIELD AND CLUBHOUSE STAFF
PLAYERS
2017 IN REVIEW
CLUB HISTORY
POSTSEASON HISTORY
PLAYER DEVELOPMENT
2018 OPPONENTS
GENERAL INFORMATION

PLAYER	POS	B-T	HT	WT	PLAYER	POS	B-T	HT	WT	PLAYER	POS	B-T	HT	WT		
Aiello, Vincenzo	RHP	R-R	6-3	220	Garcia, Jhon	C	L-R	6-0	170	Ozoria, Elvin	SS	R-R	6-0	180		
Alberius, Joshua	RHP	R-R	5-11	170	Garcia, Pablo	C	S-R	5-10	170	Palacios, Luis	LHP	L-L	6-2	160		
Alcala, Elkin	RHP	R-R	5-11	175	Garrett, Braxton	LHP	L-L	6-3	190	Paulino, Daniel	OF	R-R	6-1	155		
Alegre, Delvis	RHP	R-R	6-2	180	Garrett, Stone	CF	R-R	6-2	195	Paulino, Jandel	OF	R-R	6-1	175		
Alfonzo, Ezequiel	INF	R-R	5-11	175	Gauntt, David	C	R-R	6-0	200	Peace, R.J.	RHP	R-R	6-2	175		
Allen III, Will	1B	R-R	6-3	220	Gilma, Joseph	SS	S-R	5-9	145	Pena, Jose	RHP	R-R	6-0	190		
Alonso, Lazaro	1B	L-R	6-3	230	Giron, Adonis	OF	R-R	5-10	190	Peña, Miguel	C	R-R	6-0	175		
Anderson, Blake	RHP	RHP	R-R	6-3	180	Givin, Matthew	RHP	RHP	R-R	6-3	180	Perez, Samuel	RHP	R-R	6-3	210
Arcaya, Luis	C	R-R	5-11	175	Guaimaro, Albert	C	R-R	6-0	180	Pineda, Bryan	OF	R-R	6-3	165		
Ard, Taylor	1B	R-R	6-2	230	Guenther, Sean	LHP	L-L	5-11	194	Pintor, Luis	SS	R-R	5-9	170		
Arrojo, Junior	SS	R-R	5-10	195	Guerrero, Alberto	RHP	R-R	6-3	195	Pollman, Gunner	C	R-R	6-2	210		
Baez, Igor	C	R-R	6-1	180	Gunkel, Joe	RHP	R-R	6-5	225	Poteet, Cody	RHP	R-R	6-1	190		
Baranek, Cameron	CF	L-L	5-10	195	Gutierrez, Eric	1B	R-L	5-10	205	Puckett, Brady	RHP	R-R	6-8	220		
Barker, Brandon	RHP	R-R	6-3	210	Gutierrez, Osman	RHP	R-R	6-4	220	Puentes, Zaquiel	RHP	R-R	5-11	155		
Barnes, Jared	C	R-R	6-0	185	Guzman, Jorge	RHP	R-R	6-2	182	Quijada, José	LHP	L-L	6-0	175		
Barrett, Kyle	CF	L-R	5-11	185	Hernandez, Braylan	CF	R-R	6-2	175	Quinonez, Yoilan	RHP	R-R	6-4	200		
Bautista, Nestor	LHP	L-L	6-3	200	Hernandez, Michael	C	R-R	5-10	195	Rasquin, Wilkerman	OF	L-L	5-9	145		
Beal, Evan	RHP	R-R	6-5	195	Heureaux, Danielsan	OF	L-L	6-0	165	Reed, Remy	RHP	R-R	6-5	230		
Beggs, Dustin	RHP	R-R	6-3	200	Hill, Trenton	1B	L-L	6-4	210	Reyes, Angel	2B	R-R	5-11	165		
Beltre, Andy	RHP	R-R	6-4	195	Hinshaw, Chad	CF	R-R	6-1	205	Reyes, Juan	LHP	R-L	6-4	170		
Bennett, Dakota	LHP	S-L	6-2	160	Ho, Shao-Pin	SS	R-R	6-0	180	Reyna, Rosandel	INF	S-R	5-10	165		
Bennett, Terry	CF	L-L	5-11	195	Hock, Colton	RHP	R-R	6-4	220	Reynolds, Sean	RF	L-R	6-7	205		
Bird, Corey	CF	L-L	6-1	185	Hollins, Bubba	3B	R-R	6-1	200	Reynoso, Ronal	SS	L-R	6-1	165		
Borges, Juan	RHP	R-R	6-2	160	Holloway, Jordan	RHP	R-R	6-4	190	Rindfleisch, Jarett	C	R-R	6-1	215		
Braley, Tyler	RHP	R-R	5-11	140	Holmes, Ben	LHP	L-L	6-1	195	Rivera, Marcos	SS	R-R	6-1	160		
Brigham, Jeff	RHP	RHP	R-R	6-0	200	Hoo, Chris	C	R-R	5-9	190	Roberson, Josh	RHP	R-R	6-3	175	
Brioso, Franklin	LHP	L-L	6-3	185	Hoover, Chevis	RHP	R-R	6-3	240	Rodriguez, Christopher	3B	R-R	6-2	190		
Brito, Raul	RHP	R-R	6-1	180	Hovis, Reilly	RHP	R-R	6-3	195	Rodriguez, Eliezer	LHP	L-L	6-1	160		
Brooks, Mathew	2B	L-R	6-0	185	Howe, Bryce	RHP	R-R	6-2	250	Rodriguez, Enmanuel	SS	R-R	6-1	170		
Brown, Micah	SS	R-R	6-2	200	Jimenez, Yeuris	RHP	R-R	6-3	185	Rodriguez, Manuel	LHP	L-L	6-2	160		
Bucklelew, James	LHP	L-L	6-3	175	Jones, Thomas	OF	R-R	6-2	216	Rogers, Trevor	LHP	L-L	6-6	185		
Bugg, Parker	RHP	RHP	R-R	6-6	210	Juengel, Matt	3B	R-R	6-2	185	Romero, Carlos	SS	R-R	6-0	160	
Caballero, Jorge	OF	R-R	6-1	170	Karas, Denis	3B	R-R	5-11	180	Rosario, Dalvy	SS	R-R	6-0	160		
Cabrera, Edward	RHP	R-R	6-4	175	Keller, Kyle	RHP	R-R	6-4	200	Roasrio, Jesus	RHP	R-R	6-1	180		
Cabrera, Rony	SS	R-R	5-11	175	Kinley, Jeff	LHP	L-L	6-1	195	Sanchez, Edgar	RHP	R-R	6-1	190		
Campbell, Eric	INF	R-R	6-3	215	Knapp, Aaron	CF	L-R	5-10	175	Sanchez, Jesus	RHP	R-R	5-11	150		
Campos, Brhayan	C	R-R	6-1	185	Kolek, Tyler	RHP	R-R	6-5	250	Santos, Jonny	CF	R-R	6-0	160		
Castano, Daniel	LHP	L-L	6-4	230	Koplove, Kenny	RHP	R-R	6-2	170	Sawczak, Shane	LHP	L-L	6-0	188		
Castellanos, Gabriel	LHP	L-L	6-1	165	Lara, Garvis	SS	L-R	6-1	170	Schales, Brian	2B	R-R	6-1	180		
Castro, Samuel	SS	S-R	5-10	160	Lara, Yerebin	RHP	R-R	6-1	160	Schiraldi, Lukas	RHP	R-R	6-6	210		
Cavanerio, Jorgan	RHP	R-R	6-1	155	Lebron, Omar	OF	L-L	6-0	175	Silva, Geral	RHP	R-R	6-0	165		
Cervenka, Hunter	LHP	L-L	6-1	245	Lee, Dylan	LHP	L-L	6-4	210	Silviano, John	1B	L-R	5-11	190		
Cespedes, Ricardo	OF	L-L	6-1	205	Lilek, Brett	LHP	L-L	6-4	195	Sims, Demetrius	SS	R-R	6-2	200		
Chinchilla, Jonathan	C	R-R	5-11	160	Lillie, Ryan	RHP	R-R	6-0	210	Smith, Chad	RHP	R-R	6-4	200		
Clark, Ethan	RHP	R-R	6-5	235	Lopez, BJ	C	R-R	5-9	185	Soriano, George	OF	R-R	6-2	170		
Cohen, Justin	OF	R-R	6-0	190	Lusignan, Colby	1B	L-R	6-4	230	Sosa, Maicol	OF	R-R	6-2	170		
Craigie, Karl	LHP	L-L	6-1	215	Machado, Julio	SS	R-R	6-0	165	Soto, Isael	OF	L-L	6-0	190		
Crescentini, Marcus	RHP	R-R	6-4	245	Mahan, Riley	2B	L-R	6-3	185	Squiere, Scott	LHP	R-L	6-5	190		
Culver, Cito	SS	R-R	6-0	205	Mahoney, Kolton	RHP	R-R	6-1	195	Sullivan, Zach	OF	R-R	6-3	180		
Cumana, Arquimedes	C	R-R	6-3	175	Marinez, Ynmanuel	SS	R-R	6-0	170	Suriel, Edison	LHP	L-L	5-10	160		
Curtis, Tyler	3B	R-R	6-3	220	Martinez, Edgar	RHP	R-R	6-1	170	Torres, Christopher	SS	S-R	5-11	170		
Cyphert, Dylan	LHP	L-L	6-0	186	Martinez, Leudy	RHP	R-R	6-2	180	Towey, Cal	OF	L-R	6-1	215		
Davis, Mason	2B	S-R	5-9	175	Mateo, Alejandro	RHP	R-R	6-2	200	Twine, Justin	2B	R-R	5-11	205		
De La Rosa, Esmerling	RHP	R-R	6-3	190	McKay, Ryan	RHP	R-R	6-4	195	Urena, Juan	SS	R-R	6-2	180		
De Los Santos, Miguel	RHP	R-R	6-1	165	Mejia, Humberto	RHP	R-R	6-3	175	Valencio, Henry	RHP	R-R	6-1	170		
De Paula, Braylan	LHP	L-L	6-3	175	Mendez, Bryan	RHP	R-R	6-2	180	Valera, Frank	RHP	R-R	6-3	210		
Dean, Austin	OF	R-R	6-1	190	Mercado, Jan	C	R-R	6-1	185	Vazquez, Boo	OF	L-R	6-4	220		
Devers, Jose	SS	L-R	6-0	155	Mercedes, Enmanuel	RHP	L-R	6-3	160	Vera, Anderson	RHP	R-R	6-3	185		
Diaz, Christopher	SS	R-R	5-10	190	Mertz, Michael	RHP	R-R	6-2	220	Villalobos, Jonaiker	LHP	L-L	6-0	160		
Diaz, Obed	RHP	R-R	6-3	175	Millan, J.C.	UTL	R-R	6-0	185	Weaver, Chuck	RHP	R-R	6-4	200		
Domnarski, Doug	LHP	L-L	5-11	190	Miller, Brandon	RHP	R-R	6-4	210	Wells, Hunter	RHP	R-R	6-2	170		
Donadio, Michael	LF	L-R	6-0	195	Miller, Brian	OF	L-R	6-1	186	Wheat, Dalton	OF	L-R	6-2	185		
Dugger, Robert	RHP	R-R	6-2	180	Mojica, Luis	RHP	R-R	6-1	190	Wheatley, Brent	RHP	R-R	6-4	210		
Dunand, Joseph	3B	R-R	6-2	205	Montero, Alvaro	SS	L-R	5-11	155	White, Harrison	OF	L-R	5-11	175		
Duval, Max	RHP	R-R	6-5	235	Mora, Winston	RHP	R-R	6-1	180	Yarbrough, Alex	INF	S-R	6-0	200		
Encarnacion, Jerar	OF	R-R	6-5	205	Morales, Roy	C	R-R	6-1	205							
Espinal, Walner	SS	R-R	6-0	170	Moya, Wandy	RHP	R-R	6-4	160							
Estes, Evan	RHP	R-R	6-2	185	Nelson, James	SS	R-R	6-2	180							
Eysseric, Rafael	RHP	R-R	6-0	170	Neubeck, Travis	RHP	L-R	6-2	180							
Farjad, Kyle	LHP	L-L	5-11	205	Newell, Ryan	RHP	R-R	6-2	215							
Farnworth, Steven	RHP	R-R	6-2	180	Norwood, John	CF	R-R	6-1	185							
Felipe, Anthony	OF	R-R	5-11	170	Nuñez, Gerardo	SS	R-R	6-1	180							
Flores, Jhean	RHP	R-R	6-5	180	Olis, Walker	RF	R-R	6-0	190							
Frias, Julio	LHP	L-L	6-2	160	Ortega, Rafael	CF	L-R	5-11	160							
Fritz, Gavin	RHP	R-R	6-2	195	Osborne, JD	C	R-R	6-1	215							
Galindez, Jeremy	RHP	R-R	6-1	170	Osorio, Jhonaiker	C	L-R	6-0	160							
García, Javier	RHP	R-R	6-2	230	Ovalle, Jeremy	RHP	R-R	6-3	185							

* -As of February 1, 2018



2018 MINOR LEAGUE PLAYER REGISTRY

AIELLO, VINCENZO

RHP

HEIGHT 6-3 | WEIGHT 220 | BATS RIGHT | THROWS RIGHT

BORN AUGUST 6, 1994 IN STATEN ISLAND, NY | SCHOOL UNIVERSITY OF OKLAHOMA

ACQUIRED SELECTED IN THE 28TH ROUND OF THE 2017 FIRST-YEAR PLAYER DRAFT; SIGNED ON JUNE 20, 2017 | SIGNED BY BRIAN KRAFT (MARLINS)

YEAR TEAM	W-L	ERA	G	GS	CG	SHO	SV	IP	H	R	ER	HR	HB	BB	SO	WP	BK	AVG
2017 GCL Marlins	1-0	9.00	2	0	0	0	0	2.0	1	2	2	0	0	1	4	0	0	.143
Batavia	1-1	2.33	13	0	0	0	4	19.1	15	7	5	2	0	6	31	3	0	.203
MiLB Totals	2-1	2.95	15	0	0	0	4	21.1	16	9	7	2	0	7	35	3	0	.198

ALBERIUS, JOSHUA

RHP

HEIGHT 5-11 | WEIGHT 170 | BATS RIGHT | THROWS RIGHT

BORN NOVEMBER 19, 1994 IN LITTLE ROCK, AR | SCHOOL UNIVERSITY OF ARKANSAS

ACQUIRED SELECTED IN THE 36TH ROUND OF THE 2017 FIRST-YEAR PLAYER DRAFT; SIGNED ON JUNE 23, 2017 | SIGNED BY BRIAN KRAFT (MARLINS)

YEAR TEAM	W-L	ERA	G	GS	CG	SHO	SV	IP	H	R	ER	HR	HB	BB	SO	WP	BK	AVG
2017 Batavia	1-1	10.03	8	0	0	0	0	11.2	15	13	13	3	1	6	8	2	0	.397
GCL Marlins	2-0	0.00	5	0	0	0	1	8.0	5	1	0	0	0	2	5	0	0	.172
MiLB Totals	3-1	5.95	13	0	0	0	1	19.2	28	16	13	3	1	8	13	2	0	.322

ALCALA, ELKIN

RHP

HEIGHT 5-11 | WEIGHT 175 | BATS RIGHT | THROWS RIGHT

BORN AUGUST 2, 1997 IN CARTAGENA, COL | SCHOOL NO SCHOOL

ACQUIRED SIGNED AS AN INTERNATIONAL FREE AGENT ON OCTOBER 10, 2015 | SIGNED BY ALBERT GONZÁLEZ AND ALVARO JULIO (MARLINS)

YEAR TEAM	W-L	ERA	G	GS	CG	SHO	SV	IP	H	R	ER	HR	HB	BB	SO	WP	BK	AVG
2016 DSL Marlins	1-1	4.74	4	4	0	0	0	19.0	16	10	10	2	3	2	15	3	0	.229
2017 DSL Marlins	7-0	0.75	13	0	0	0	5	24.0	10	5	2	1	3	4	16	0	0	.123
GCL Marlins	2-0	2.03	5	0	0	0	0	13.1	11	3	3	0	0	3	5	2	1	.234
MiLB Totals	10-1	2.40	22	4	0	0	2	56.1	37	18	15	3	6	9	36	5	1	.187

ALEGRE, DELVIS

INF

HEIGHT 6-2 | WEIGHT 180 | BATS RIGHT | THROWS RIGHT

BORN JANUARY 2, 2001 IN DUARTE, DOM | SCHOOL NO SCHOOL

ACQUIRED SIGNED AS AN INTERNATIONAL FREE AGENT ON JULY 3, 2017 | SIGNED BY ALBERT GONZÁLEZ AND SANDY NIN (MARLINS)

YEAR TEAM	W-L	ERA	G	GS	CG	SHO	SV	IP	H	R	ER	HR	HB	BB	SO	WP	BK	AVG
2018 WILL BE HIS FIRST PROFESSIONAL SEASON																		

ALFONZO, EZEQUIEL

INF

HEIGHT 5-11 | WEIGHT 175 | BATS RIGHT | THROWS RIGHT

BORN AUGUST 31, 1999 IN EL LLANO, VEN | SCHOOL NO SCHOOL

ACQUIRED SIGNED AS AN INTERNATIONAL FREE AGENT ON SEPTEMBER 26, 2015 | SIGNED BY WILMER CASTILLO AND ALBERT GONZÁLEZ (MARLINS)

YEAR TEAM	AVG	G	AB	R	H	2B	3B	HR	RBI	BB	SO	SB	CS	OBP	SLG	OPS	F
2016 DSL Marlins	.193	42	140	10	27	3	0	0	0	10	21	2	1	.261	.214	.475	20
2017 DSL Marlins	.256	28	82	15	21	0	0	0	6	10	10	3	2	.354	.256	.610	3
MiLB Totals	.216	70	222	25	48	3	0	0	16	20	31	5	3	.297	.230	.527	23

ALLEN III, WILL

C

HEIGHT 6-3 | WEIGHT 220 | BATS RIGHT | THROWS RIGHT

BORN MARCH 25, 1992 IN GAINESVILLE, FL | SCHOOL UNIVERSITY OF MISSISSIPPI

ACQUIRED SELECTED IN THE MINOR LEAGUE PHASE OF THE 2017 RULE 5 DRAFT | SIGNED BY BRYSON BARBER (TIGERS)

YEAR TEAM	AVG	G	AB	R	H	2B	3B	HR	RBI	BB	SO	SB	CS	OBP	SLG	OPS	F	
2015 Lakeland	.222	5	18	2	4	0	0	0	0	2	1	2	0	0	.263	.222	.485	9
Connecticut	.324	57	204	28	66	13	0	2	31	20	43	0	1	.387	.417	.804	3	
2016 West Michigan	.266	131	488	44	130	35	0	5	73	52	86	0	0	.338	.369	.707	9	
2017 Lakeland	.245	86	310	33	76	16	2	9	40	24	81	0	0	.307	.397	.704	1	
Erie	.000	2	7	0	0	0	0	0	0	1	1	0	0	.125	.000	.125	0	
MiLB Totals	.269	281	1027	107	276	64	2	16	146	98	213	0	1	.336	.382	.717	22	

ALONSO, LAZARO

INF

HEIGHT 6-3 | WEIGHT 230 | BATS LEFT | THROWS RIGHT

BORN DECEMBER 17, 1994 IN PINAR DEL RIO, CUB | SCHOOL NO SCHOOL

ACQUIRED SIGNED AS AN INTERNATIONAL FREE AGENT ON SEPTEMBER 5, 2016 | SIGNED BY ALBERT GONZÁLEZ AND MARC LIPPMAN (MARLINS)

YEAR TEAM	AVG	G	AB	R	H	2B	3B	HR	RBI	BB	SO	SB	CS	OBP	SLG	OPS	F
2017 Batavia	.255	58	204	25	52	13	0	2	30	37	56	0	0	.366	.348	.714	7

FRONT OFFICE

FIELD AND CLUBHOUSE STAFF

PLAYERS

2017 IN REVIEW

CLUB HISTORY

POSTSEASON HISTORY

PLAYER DEVELOPMENT

2018 OPPONENTS

GENERAL INFORMATION



ANDERSON, BLAKE**RHP**

HEIGHT 6-3 | WEIGHT 180 | BATS RIGHT | THROWS RIGHT

BORN JANUARY 5, 1996 IN COLLINSVILLE, MS | SCHOOL WEST LAUDERDALE HS (MS)

ACQUIRED SELECTED IN COMPETITIVE BALANCE ROUND A OF THE 2014 FIRST-YEAR PLAYER DRAFT; SIGNED ON JUNE 7, 2014 | SIGNED BY MARK WILLOUGHBY (MARLINS)

BATTING STATS

YEAR TEAM	AVG	G	AB	R	H	2B	3B	HR	RBI	BB	SO	SB	CS	OBP	SLG	OPS	E
2014 GCL Marlins	.108	26	74	6	8	2	0	0	5	12	33	0	1	.287	.135	.422	3
2015 Batavia	.220	31	118	9	26	6	0	2	16	3	42	0	0	.273	.322	.595	9
2016 Batavia	.000	1	4	0	0	0	0	0	0	0	3	0	0	.000	.000	.000	0
MilB Totals	.173	58	196	15	34	8	0	2	21	15	78	0	1	.274	.245	.519	12

PITCHING STATS

YEAR TEAM	W-L	ERA	G	GS	CG	SHO	SV	IP	H	R	ER	HR	HB	BB	SO	WP	BK	AVG
2017 GCL Marlins	0-1	5.59	9	0	0	0	0	9.2	9	6	6	2	1	7	12	0	0	.257

ARCAJA, LUIS**C**

HEIGHT 5-11 | WEIGHT 175 | BATS RIGHT | THROWS RIGHT

BORN FEBRUARY 26, 1999 IN MARACAIBO, VEN | SCHOOL NO SCHOOL

ACQUIRED SIGNED AS AN INTERNATIONAL FREE AGENT ON JULY 2, 2015 | SIGNED BY WILMER CASTILLO AND ALBERT GONZÁLEZ (MARLINS)

YEAR TEAM	AVG	G	AB	R	H	2B	3B	HR	RBI	BB	SO	SB	CS	OBP	SLG	OPS	E
2016 DSL Marlins	.157	33	102	5	16	4	0	0	8	12	25	1	0	.243	.196	.439	10
2017 DSL Marlins	.350	6	20	2	7	0	0	0	1	0	2	0	1	.350	.350	.700	1
MilB Totals	.189	39	122	7	23	4	0	0	9	12	27	1	1	.259	.221	.481	11

ARD, TAYLOR**INF**

HEIGHT 6-2 | WEIGHT 230 | BATS RIGHT | THROWS RIGHT

BORN JANUARY 31, 1990 IN VANCOUVER, WA | SCHOOL WASHINGTON STATE UNIVERSITY

ACQUIRED SIGNED AS MINOR LEAGUE FREE AGENT ON OCTOBER 5, 2015 | SIGNED BY JOE ROSS (MARINERS)

YEAR TEAM	AVG	G	AB	R	H	2B	3B	HR	RBI	BB	SO	SB	CS	OBP	SLG	OPS	E
2012 Everett	.284	75	296	44	84	21	3	12	58	28	54	3	1	.356	.497	.853	10
2013 Clinton	.240	118	420	47	101	23	1	8	53	45	63	2	1	.320	.357	.677	14
2014 Hillsboro	.267	10	30	7	8	1	0	1	3	9	5	0	0	.450	.400	.850	1
South Bend	.000	2	4	0	0	0	0	0	0	1	0	1	0	.333	.000	.333	0
Missoula	.342	22	76	8	26	7	1	3	14	6	16	0	0	.420	.579	.999	3
2015	-- PLAYED IN INDEPENDENT LEAGUE --																
2016 Jupiter	.235	130	472	47	111	21	1	14	73	41	111	0	1	.303	.373	.676	8
2017 Jacksonville	.215	124	368	36	79	21	0	12	49	31	115	3	1	.215	.291	.370	6
MilB Totals	.245	481	1666	189	409	94	6	50	250	161	364	9	4	.323	.399	.722	42

ARROJO, JUNIOR**INF**

HEIGHT 5-10 | WEIGHT 195 | BATS RIGHT | THROWS RIGHT

BORN MAY 29, 1988 IN MIAMI, FL | SCHOOL FLORIDA INTERNATIONAL UNIVERSITY

ACQUIRED SIGNED AS A FREE AGENT ON APRIL 17, 2017 | SIGNED BY DAVID ESPINOSA (MARLINS)

YEAR TEAM	AVG	G	AB	R	H	2B	3B	HR	RBI	BB	SO	SB	CS	OBP	SLG	OPS	E
2017 New Orleans	.250	3	12	1	3	1	0	0	2	1	2	0	0	.308	.333	.641	1
Jacksonville	.000	4	9	0	0	0	0	0	0	1	4	0	0	.100	.000	.100	0
GCL Marlins	.400	2	5	1	2	0	0	0	0	0	2	1	0	.400	.400	.400	0
Jupiter	.244	24	82	9	20	5	0	7	16	22	4	3	244	.410	.305	0	
MilB Totals	.231	33	108	11	25	6	0	0	9	18	30	5	3	.376	.287	.663	1

BAEZ, IGOR**C**

HEIGHT 6-1 | WEIGHT 180 | BATS RIGHT | THROWS RIGHT

BORN JUNE 6, 1995 IN ORLANDO, FL | SCHOOL FLAGLER COLLEGE (FL)

ACQUIRED SIGNED AS A NON-DRAFTED FREE AGENT ON AUGUST 16, 2017 | SIGNED BY DONOVAN O'DOWD (MARLINS)

YEAR TEAM	AVG	G	AB	R	H	2B	3B	HR	RBI	BB	SO	SB	CS	OBP	SLG	OPS	E
2017 GCL Marlins	.000	1	2	2	0	0	0	0	0	1	1	0	0	.333	.000	.333	1

BARANEK, CAMERON**OF**

HEIGHT 5-10 | WEIGHT 195 | BATS LEFT | THROWS LEFT

BORN FEBRUARY 20, 1995 IN SANTA ANA, CA | SCHOOL HOPE INTERNATIONAL (CA)

ACQUIRED SELECTED IN THE 9TH ROUND OF THE 2017 FIRST-YEAR PLAYER DRAFT; SIGNED ON JUNE 22, 2017 | SIGNED BY TIM McDONNELL (MARLINS)

YEAR TEAM	AVG	G	AB	R	H	2B	3B	HR	RBI	BB	SO	SB	CS	OBP	SLG	OPS	E
2017 GCL Marlins	.234	29	111	14	26	6	2	1	22	9	30	6	3	.306	.351	.658	2



BARNES, JARED**C**

HEIGHT 6-0 | WEIGHT 185 | BATS RIGHT | THROWS RIGHT

BORN NOVEMBER 21, 1995 IN TALLAHASSEE, FL | SCHOOL UNIVERSITY OF SOUTH ALABAMA

ACQUIRED SELECTED IN THE 8TH ROUND OF THE 2017 FIRST-YEAR PLAYER DRAFT; SIGNED ON JUNE 23, 2017 | SIGNED BY MARK WILLOUGHBY (MARLINS)

YEAR TEAM	AVG	G	AB	R	H	2B	3B	HR	RBI	BB	SO	SB	CS	OBP	SLG	OPS	F
2017 GCL Marlins	.333	10	30	7	10	3	1	1	4	4	7	0	1	.412	.600	1.012	1
Greensboro	.235	6	17	3	4	0	0	0	0	3	5	0	0	.381	.235	.616	1
Batavia	.321	8	28	5	9	5	0	2	6	2	4	0	0	.367	.714	1.081	1
MILB Totals	.307	24	75	15	23	8	1	3	10	9	16	0	1	.368	.560	.948	3

BARRETT, KYLE**OF**

HEIGHT 5-11 | WEIGHT 185 | BATS LEFT | THROWS RIGHT

BORN AUGUST 4, 1993 IN AUSTELL, GA | SCHOOL UNIVERSITY OF KENTUCKY

ACQUIRED SELECTED IN THE 15TH ROUND OF THE 2015 FIRST-YEAR PLAYER DRAFT; SIGNED ON JUNE 11, 2015 | SIGNED BY ERIC BROCK (MARLINS)

YEAR TEAM	AVG	G	AB	R	H	2B	3B	HR	RBI	BB	SO	SB	CS	OBP	SLG	OPS	F
2015 Batavia	.091	4	11	1	1	0	0	0	0	1	1	0	0	.167	.091	.258	1
2016 Greensboro	.282	101	354	39	100	10	3	2	32	25	67	17	5	.333	.345	.678	3
2017 Jupiter	.297	66	266	26	79	10	1	0	12	23	43	13	7	.355	.342	.697	2
Jacksonville	.276	48	126	15	29	5	1	9	6	9	33	2	1	.285	.286	.570	0
MILB Totals	.276	219	757	81	209	25	5	2	50	58	144	32	13	.331	.330	.661	6

BAUTISTA, NESTOR**LHP**

HEIGHT 6-3 | WEIGHT 200 | BATS LEFT | THROWS LEFT

BORN MAY 13, 1992 IN NEW YORK, NY | SCHOOL BALL STATE UNIVERSITY (IN)

ACQUIRED SELECTED IN THE 32ND ROUND OF THE 2014 FIRST-YEAR PLAYER DRAFT; SIGNED ON JUNE 16, 2014 | SIGNED BY ERIC BROCK (MARLINS)

YEAR TEAM	W-L	ERA	G	GS	CG	SHO	SV	IP	H	R	ER	HR	HB	BB	SO	WP	BK	AVG
2014 Jupiter	0-0	0.00	1	0	0	0	0	1.0	0	0	0	0	0	1	2	0	0	.000
GCL Marlins	2-1	2.48	13	3	0	0	0	36.1	30	12	10	0	0	10	30	2	0	.229
2015 Batavia	4-3	3.27	14	3	0	0	0	55.0	71	27	20	3	1	20	41	3	1	.307
2016 Greensboro	0-2	6.48	7	0	0	0	0	16.2	19	14	12	3	2	7	7	1	0	.297
2017 Batavia	1-1	6.75	5	0	0	0	0	6.2	9	5	5	0	1	4	5	1	0	.333
Greensboro	1-2	1.62	14	0	0	0	3	16.2	15	7	3	0	0	2	20	1	0	.217
MILB Totals	8-9	3.40	54	6	0	0	3	132.1	144	65	50	6	4	44	105	8	1	.274

BEAL, EVAN**RHP**

HEIGHT 6-5 | WEIGHT 195 | BATS RIGHT | THROWS RIGHT

BORN AUGUST 2, 1993 IN FAIRFAX STATION, VA | SCHOOL UNIVERSITY OF SOUTH CAROLINA

ACQUIRED SIGNED AS A MINOR LEAGUE FREE AGENT ON MAY 21, 2017 | SIGNED BY CASEY FAHY (ROYALS)

YEAR TEAM	W-L	ERA	G	GS	CG	SHO	SV	IP	H	R	ER	HR	HB	BB	SO	WP	BK	AVG
2014 Burlington	0-0	6.23	9	0	0	0	4	8.2	13	7	6	0	0	3	5	1	0	.361
2015 Lexington	2-1	2.00	22	0	0	0	5	36.0	27	12	8	3	3	17	30	1	0	.206
Wilmington	0-2	2.77	11	0	0	0	0	26.0	30	10	8	1	2	11	19	4	0	.291
2016 Wilmington	0-0	1.23	9	0	0	0	1	14.2	8	3	2	0	2	6	12	5	0	.160
Omaha	0-0	4.50	2	0	0	0	0	4.0	4	2	2	1	0	2	0	1	0	.250
NW Ark.	3-2	3.81	29	0	0	0	1	54.1	51	23	23	9	1	19	44	7	0	.248
2017 NWA Ark.	0-0	4.20	10	0	0	0	2	15.0	15	9	7	2	0	9	16	6	0	.238
Jupiter	1-2	1.50	5	0	0	0	0	6.0	6	8	1	0	0	6	5	0	0	.231
Greensboro	3-0	1.08	11	0	0	0	1	16.2	13	4	2	0	0	5	15	2	0	.217
MILB Totals	9-7	2.93	108	0	0	0	14	181.1	167	78	59	16	8	78	149	26	0	.242

BEGGS, DUSTIN**RHP**

HEIGHT 6-3 | WEIGHT 200 | BATS RIGHT | THROWS RIGHT

BORN JUNE 14, 1993 IN ROSWELL, GA | SCHOOL UNIVERSITY OF KENTUCKY

ACQUIRED SELECTED IN THE 16TH ROUND OF THE 2016 FIRST-YEAR PLAYER DRAFT; SIGNED ON JUNE 16, 2016 | SIGNED BY ALEX SMITH (MARLINS)

YEAR TEAM	W-L	ERA	G	GS	CG	SHO	SV	IP	H	R	ER	HR	HB	BB	SO	WP	BK	AVG
2016 GCL Marlins	0-0	9.00	1	0	0	0	0	1.0	2	1	1	0	0	0	0	0	0	.667
Batavia	2-3	5.23	16	3	0	0	0	31.0	42	20	18	2	1	5	20	3	1	.328
2017 Greensboro	10-6	3.86	26	26	1	1	0	149.1	150	71	64	23	8	31	107	6	2	.265
MILB Totals	12-9	4.12	43	26	1	1	0	181.1	194	92	83	25	9	36	127	9	3	.278



BELTRE, ANDY**RHP**

HEIGHT 6-4 | WEIGHT 195 | BATS RIGHT | THROWS RIGHT

BORN JULY 6, 1993 IN MOCA, DOM | SCHOOL NO SCHOOL

ACQUIRED SIGNED AS AN INTERNATIONAL FREE AGENT ON MARCH 6, 2010 | SIGNED BY ALBERT GONZÁLEZ AND SANDY NIN (MARLINS)

YEAR	TEAM	W-L	ERA	G	GS	CG	SHO	SV	IP	H	R	ER	HR	HB	BB	SO	WP	BK	AVG
2010	DSL Marlins	0-0	8.38	7	0	0	0	0	9.2	12	9	9	1	3	8	10	4	0	.300
2011	DSL Marlins	1-4	4.50	13	8	0	0	0	50.0	52	33	25	0	6	20	52	9	0	.259
2012	GCL Marlins	1-5	2.96	12	9	0	0	0	48.2	46	21	16	1	2	19	41	6	0	.247
2013	Greensboro	0-1	7.20	2	0	0	0	0	5.0	5	4	4	1	0	2	8	2	0	.263
2014	Batavia	1-1	6.00	3	3	0	0	0	12.0	14	9	8	2	0	4	15	1	0	.286
2015									-- DID NOT PLAY - INJURED --										
2016	Greensboro	0-0	1.37	13	0	0	0	1	19.2	15	3	3	1	1	5	23	1	0	.205
	Jupiter	0-1	2.00	19	0	0	0	4	27.0	15	9	6	0	2	11	31	4	0	.156
2017	Jupiter	0-1	1.02	13	0	0	0	3	17.2	9	2	2	1	1	4	20	2	0	.235
	Jacksonville	4-0	3.44	28	0	0	0	0	34.0	32	16	13	2	0	15	45	2	0	.208
	MLB Totals	7-13	3.46	110	20	0	0	8	223.2	200	106	86	9	15	88	245	31	0	.245

BENNETT, DAKOTA**LHP**

HEIGHT 6-2 | WEIGHT 160 | BATS SWITCH | THROWS LEFT

BORN JULY 12, 1999 IN SHEFFIELD, AL | SCHOOL BREWER HS (AL)

ACQUIRED SELECTED IN THE 11TH ROUND OF THE 2017 FIRST-YEAR PLAYER DRAFT; SIGNED ON JULY 7, 2017 | SIGNED BY CHRISTIAN CASTORRI (MARLINS)

YEAR	TEAM	W-L	ERA	G	GS	CG	SHO	SV	IP	H	R	ER	HR	HB	BB	SO	WP	BK	AVG
2017	GCL Marlins	1-2	7.56	8	2	0	0	0	8.1	9	8	7	0	1	3	7	2	0	.257

BENNETT, TERRY**OF**

HEIGHT 5-11 | WEIGHT 195 | BATS LEFT | THROWS LEFT

BORN SEPTEMBER 3, 1996 IN JACKSONVILLE, FL | SCHOOL ATLANTIC COAST HS (FL)

ACQUIRED SELECTED IN THE 12TH ROUND OF THE 2015 FIRST-YEAR PLAYER DRAFT; SIGNED ON JUNE 13, 2015 | SIGNED BY DAVE DANGLER (MARLINS)

YEAR	TEAM	AVG	G	AB	R	H	2B	3B	HR	RBI	BB	SO	SB	CS	OBP	SLG	OPS	E
2015	GCL Marlins	.193	31	88	15	17	3	1	0	6	5	33	0	1	.250	.250	.500	0
2016	GCL Marlins	.209	33	110	14	23	3	1	2	10	7	31	3	2	.267	.309	.576	3
2017	Batavia	.268	36	123	13	33	3	1	1	20	15	40	3	4	.353	.333	.686	0
	MLB Totals	.227	100	321	42	73	9	3	3	36	27	104	6	7	.296	.302	.598	3

BIRD, COREY**OF**

HEIGHT 6-1 | WEIGHT 185 | BATS LEFT | THROWS LEFT

BORN AUGUST 11, 1995 IN CHARLESTON, WV | SCHOOL MARSHALL UNIVERSITY

ACQUIRED SELECTED IN THE SEVENTH ROUND OF THE 2016 FIRST-YEAR PLAYER DRAFT; SIGNED ON JUNE 16, 2016 | SIGNED BY ALEX SMITH (MARLINS)

YEAR	TEAM	AVG	G	AB	R	H	2B	3B	HR	RBI	BB	SO	SB	CS	OBP	SLG	OPS	E
2016	Batavia	.237	58	219	26	52	6	0	0	18	18	30	16	6	.302	.265	.567	2
2017	Greensboro	.294	81	279	41	82	13	5	1	30	28	59	23	9	.360	.387	.747	1
	Jupiter	.274	29	113	12	31	3	0	1	10	10	9	5	4	.328	.327	.655	0
	MLB Totals	.270	168	611	79	165	22	5	2	58	56	98	44	19	.333	.332	.666	3

BORGES, JUAN**RHP**

HEIGHT 6-2 | WEIGHT 160 | BATS RIGHT | THROWS RIGHT

BORN JANUARY 6, 1998 IN SANTO DOMINGO, DOM | SCHOOL NO SCHOOL

ACQUIRED SIGNED AS AN INTERNATIONAL FREE AGENT ON JULY 4, 2014 | SIGNED BY ALBERT GONZÁLEZ AND SANDY NIN (MARLINS)

YEAR	TEAM	W-L	ERA	G	GS	CG	SHO	SV	IP	H	R	ER	HR	HB	BB	SO	WP	BK	AVG
2016	DSL Marlins	0-1	2.25	6	0	0	0	0	8.0	5	3	2	0	0	9	7	2	0	.192
2017	DSL Marlins	2-1	1.44	14	5	0	0	0	43.2	33	10	7	0	5	17	45	5	0	.204
	MLB Totals	2-2	1.57	20	5	0	0	0	51.2	38	13	9	0	5	26	52	7	0	.202

YEAR	TEAM	AVG	G	AB	R	H	2B	3B	HR	RBI	BB	SO	SB	CS	OBP	SLG	OPS	E
2015	DSL Marlins	.182	63	225	18	41	6	1	0	14	11	52	3	1	.224	.218	.442	5

BRALEY, TAYLOR**RHP**

HEIGHT 5-11 | WEIGHT 140 | BATS RIGHT | THROWS RIGHT

BORN JANUARY 13, 1996 IN HATTIESBURGH, MS | SCHOOL UNIVERSITY OF SOUTHERN MISSISSIPPI

ACQUIRED SELECTED IN THE SIXTH ROUND OF THE 2017 FIRST-YEAR PLAYER DRAFT; SIGNED ON JULY 7, 2017 | SIGNED BY MARK WILLOUGHBY (MARLINS)

YEAR	TEAM	W-L	ERA	G	GS	CG	SHO	SV	IP	H	R	ER	HR	HB	BB	SO	WP	BK	AVG
2017	GCL Marlins	0-0	0.00	1	0	0	0	0	1.0	0	0	0	0	0	0	1	0	0	.000
	Batavia	1-2	2.79	7	3	0	0	0	19.1	12	8	6	0	0	5	21	3	0	.164
	MLB Totals	1-2	2.66	8	3	0	0	0	20.1	12	8	6	0	0	5	22	3	0	.158



BRIGHAM, JEFF**RHP**

HEIGHT 6-0 | WEIGHT 200 | BATS RIGHT | THROWS RIGHT

BORN FEBRUARY 16, 1992 IN FEDERAL WAY, WA | SCHOOL UNIVERSITY OF WASHINGTON

ACQUIRED FROM DODGERS WITH VICTOR ARAUJO AND KEVIN GUZMAN IN EXCHANGE FOR MAT LATOS ON JULY 30, 2015 | SIGNED BY HENRY JONES (DODGERS)

YEAR TEAM	W-L	ERA	G	GS	CG	SHO	SV	IP	H	R	ER	HR	HB	BB	SO	WP	BK	AVG
2014 Ogden	0-3	3.58	11	10	0	0	0	32.2	32	14	13	2	1	16	33	3	0	.267
2015 Great Lakes	2-0	1.29	2	0	0	0	0	7.0	3	1	1	0	0	2	11	0	0	.125
Rancho Cucu.	4-5	5.96	17	14	0	0	0	68.0	78	51	45	8	6	36	64	6	0	.286
Jupiter	2-2	1.87	6	5	0	0	0	33.2	34	10	7	0	1	9	22	1	0	.276
2016 Jupiter	7-8	4.04	27	23	0	0	1	122.2	115	64	55	6	9	47	112	3	0	.246
2017 Jupiter	4-2	2.90	11	11	0	0	0	59.0	49	23	19	2	5	20	53	1	0	.226
MLB Totals	19-20	3.90	74	63	0	0	1	323.0	311	163	140	18	22	130	295	14	0	.295

BRIOSO, FRANKLIN**LHP**

HEIGHT 6-3 | WEIGHT 185 | BATS LEFT | THROWS LEFT

BORN APRIL 15, 2000 IN SAN CRISTOBAL, DOM | SCHOOL NO SCHOOL

ACQUIRED SIGNED AS AN INTERNATIONAL FREE AGENT ON FEBRUARY 8, 2017 | SIGNED BY ALBERT GONZÁLEZ AND SANDY NIN (MARLINS)

YEAR TEAM	W-L	ERA	G	GS	CG	SHO	SV	IP	H	R	ER	HR	HB	BB	SO	WP	BK	AVG
2017 DSL Marlins	0-2	5.11	4	4	0	0	0	12.1	13	13	7	0	1	4	9	1	1	.265

BRITO, RAUL**RHP**

HEIGHT 6-1 | WEIGHT 180 | BATS RIGHT | THROWS RIGHT

BORN MAY 23, 1997 IN LICEY, DOM | SCHOOL NO SCHOOL

ACQUIRED SIGNED AS AN INTERNATIONAL FREE AGENT ON JULY 22, 2016 | SIGNED BY ALBERT GONZÁLEZ AND SANDY NIN (MARLINS)

YEAR TEAM	W-L	ERA	G	GS	CG	SHO	SV	IP	H	R	ER	HR	HB	BB	SO	WP	BK	AVG
2016 DSL Marlins	0-0	0.00	3	0	0	0	0	6.0	4	2	0	0	1	2	5	2	0	.182
2017 DSL Marlins	6-2	4.02	18	0	0	0	1	31.1	37	18	14	0	3	16	28	13	0	.301
MLB Totals	6-2	3.38	21	0	0	0	1	37.1	41	20	14	0	4	18	33	15	0	.283

BROOKS, MATHEW**OF**

HEIGHT 6-0 | WEIGHT 185 | BATS LEFT | THROWS RIGHT

BORN MARCH 21, 1996 IN AUBURN, NY | SCHOOL MONROE CC (NY)

ACQUIRED SELECTED IN THE 35TH ROUND OF THE 2016 FIRST-YEAR PLAYER DRAFT; SIGNED ON JUNE 15, 2016 | SIGNED BY STEVE PAYNE (MARLINS)

YEAR TEAM	AVG	G	AB	R	H	2B	3B	HR	RBI	BB	SO	SB	CS	OBP	SLG	OPS	E
2016 GCL Marlins	.197	42	142	24	28	4	0	0	12	18	45	2	2	.299	.225	.524	4
2017 Batavia	.268	46	153	22	41	7	0	0	11	23	31	4	2	.374	.314	.688	4
MLB Totals	.234	88	295	46	69	11	0	0	23	41	76	6	4	.338	.271	.609	8

BROWN, MICAH**INF**

HEIGHT 6-2 | WEIGHT 200 | BATS RIGHT | THROWS RIGHT

BORN MAY 9, 1996 IN MEDFORD, OR | SCHOOL LEWIS-CLARK STATE (ID)

ACQUIRED SELECTED IN THE 19TH ROUND OF THE 2017 FIRST-YEAR PLAYER DRAFT; SIGNED ON JUNE 23, 2017 | SIGNED BY GABE SANDY (MARLINS)

YEAR TEAM	AVG	G	AB	R	H	2B	3B	HR	RBI	BB	SO	SB	CS	OBP	SLG	OPS	E
2017 Greensboro	.200	14	50	5	10	1	1	0	5	2	20	0	2	.273	.260	.533	0
Batavia	.271	20	70	12	19	5	0	1	8	10	16	3	2	.271	.386	.767	1
MLB Totals	.242	34	120	17	29	6	1	1	13	12	36	3	4	.338	.333	.671	1

BUKELEW, JAMES**LHP**

HEIGHT 6-3 | WEIGHT 175 | BATS LEFT | THROWS LEFT

BORN AUGUST 4, 1991 IN SUWANEE, GA | SCHOOL BELMONT UNIVERSITY (TN)

ACQUIRED SIGNED AS A NON-DRAFTED FREE AGENT ON JUNE 11, 2014 | SIGNED BY MARK WILLOUGHBY (MARLINS)

YEAR TEAM	W-L	ERA	G	GS	CG	SHO	SV	IP	H	R	ER	HR	HB	BB	SO	WP	BK	AVG
2014 GCL Marlins	1-0	1.13	4	0	0	0	0	8.0	6	3	1	0	0	3	8	0	0	.214
Jupiter	0-0	15.00	2	0	0	0	0	3.0	5	5	5	1	3	1	2	0	0	.357
Batavia	0-3	4.43	11	0	0	0	0	20.1	26	11	10	0	0	6	21	3	0	.325
2015 Greensboro	6-4	3.72	43	2	0	0	1	77.1	71	36	32	1	5	31	70	20	0	.237
2016 Jacksonville	0-0	0.00	1	0	0	0	0	1.0	2	0	0	0	0	1	0	0	0	.500
Jupiter	5-2	2.74	31	9	0	0	0	95.1	87	43	29	0	2	30	69	8	0	.244
2017 Jupiter	0-4	3.27	14	1	0	0	0	33.0	22	17	12	2	3	8	28	0	2	.183
MLB Totals	14-17	3.11	123	21	0	0	1	301.1	267	136	104	5	18	101	242	31	2	.236

FRONT OFFICE

FIELD AND
CLUBHOUSE STAFF

PLAYERS

2017 IN REVIEW

CLUB HISTORY

POSTSEASON HISTORY

PLAYER DEVELOPMENT

2018 OPPONENTS

GENERAL INFORMATION



BUGG, PARKER

RHP

HEIGHT 6-6 | WEIGHT 210 | BATS RIGHT | THROWS RIGHT

BORN OCTOBER 26, 1994 IN LOUISVILLE, KY | SCHOOL LOUISIANA STATE UNIVERSITY

ACQUIRED SIGNED IN THE 27TH ROUND OF THE 2016 FIRST-YEAR PLAYER DRAFT; SIGNED ON JUNE 12, 2016 | SIGNED BY MARK WILLOUGHBY (MARLINS)

YEAR TEAM	W-L	ERA	G	GS	CG	SHO	SV	IP	H	R	ER	HR	HB	BB	SO	WP	BK	AVG
2016 Batavia	0-0	3.66	11	0	0	0	4	19.2	13	8	8	0	1	3	16	6	0	.181
Greensboro	1-0	3.77	8	0	0	0	0	14.1	10	6	6	0	1	5	11	1	0	.200
2017 Greensboro	2-3	5.04	18	0	0	0	1	30.1	37	21	17	3	2	9	35	4	0	.294
MLB Totals	3-3	4.34	37	0	0	0	5	64.1	60	35	31	3	4	17	62	11	0	.242

CABALLERO, JORGE

OF

HEIGHT 6-1 | WEIGHT 170 | BATS RIGHT | THROWS RIGHT

BORN JANUARY 10, 2000 IN CARACAS, VEN | SCHOOL NO SCHOOL

ACQUIRED SIGNED AS INTERNATIONAL FREE AGENT ON JULY 2, 2016 | SIGNED BY WILMER CASTILLO AND ALBERT GONZÁLEZ (MARLINS)

YEAR TEAM	AVG	G	AB	R	H	2B	3B	HR	RBI	BB	SO	SB	CS	OBP	SLG	OPS	F
2017 DSL Marlins	.268	61	198	40	53	10	1	2	32	27	33	10	3	.382	.359	.740	2

CABRERA, EDWARD

RHP

HEIGHT 6-4 | WEIGHT 175 | BATS RIGHT | THROWS RIGHT

BORN APRIL 13, 1998 IN SANTIAGO, DOM | SCHOOL NO SCHOOL

ACQUIRED SIGNED AS AN INTERNATIONAL FREE AGENT ON JULY 2, 2015 | SIGNED BY ALBERT GONZÁLEZ, SANDY NIN AND DOMINGO ORTEGA (MARLINS)

YEAR TEAM	W-L	ERA	G	GS	CG	SHO	SV	IP	H	R	ER	HR	HB	BB	SO	WP	BK	AVG
2016 GCL Marlins	2-6	4.21	11	7	0	0	0	47.0	54	24	22	1	2	10	28	4	0	.289
2017 Batavia	1-3	5.30	13	6	0	0	0	35.2	42	27	21	1	7	8	32	7	1	.286
MLB Totals	3-9	4.68	24	13	0	0	0	82.2	96	51	43	2	9	18	60	11	1	.287

CABRERA, RONY

INF

HEIGHT 5-11 | WEIGHT 175 | BATS RIGHT | THROWS RIGHT

BORN JANUARY 29, 1996 IN COCHE, VEN | SCHOOL NO SCHOOL

ACQUIRED SIGNED AS AN INTERNATIONAL FREE AGENT ON NOVEMBER 3, 2012 | SIGNED BY CARLOS AVILA, WILMER CASTILLO AND ALBERT GONZÁLEZ (MARLINS)

YEAR TEAM	AVG	G	AB	R	H	2B	3B	HR	RBI	BB	SO	SB	CS	OBP	SLG	OPS	F
2013 DSL Marlins	.253	45	178	27	45	11	4	1	18	14	39	6	3	.317	.376	.693	12
2014 GCL Marlins	.265	47	155	10	41	9	0	0	14	2	26	4	1	.269	.323	.592	6
Batavia	.303	7	33	4	10	2	0	0	1	0	7	1	1	.303	.364	.667	1
2015 Greensboro	.248	108	427	46	106	19	2	4	26	15	81	7	2	.277	.330	.607	21
2016 Greensboro	.184	27	98	5	18	3	1	0	12	6	23	1	1	.231	.235	.466	8
Batavia	.308	15	52	5	16	1	0	0	2	3	8	1	1	.357	.327	.684	3
Jupiter	.208	46	154	9	32	5	0	0	12	9	44	2	1	.252	.240	.492	9
2017 Batavia	.393	7	28	8	11	1	0	0	3	3	7	0	1	.452	.429	.880	4
Greensboro	.215	50	172	9	37	9	1	2	15	6	56	1	1	.239	.314	.553	9
MLB Totals	.244	352	1297	123	316	60	8	7	103	58	291	23	12	.278	.318	.597	73

CAMPBELL, ERIC

C

HEIGHT 6-3 | WEIGHT 215 | BATS RIGHT | THROWS RIGHT

BORN APRIL 9, 1987 IN NORWICH, CT | SCHOOL BOSTON COLLEGE UNIVERSITY (MA)

ACQUIRED SIGNED AS A MINOR LEAGUE FREE AGENT ON FEBRUARY 1, 2018 | SIGNED BY ART PONTARELLI (METS)

YEAR TEAM	AVG	G	AB	R	H	2B	3B	HR	RBI	BB	SO	SB	CS	OBP	SLG	OPS	F	
2008 Brooklyn	.260	66	215	27	56	9	0	4	28	28	41	1	2	.359	.358	.717	6	
2009 Savannah	.248	95	339	42	84	23	0	5	47	48	57	6	4	.347	.360	.707	5	
St. Lucie	.273	7	22	5	6	2	0	0	0	5	1	0	0	.429	.364	.792	1	
2010 GCL Mets	.273	3	11	1	3	1	0	0	1	0	1	1	0	.273	.364	.636	0	
St. Lucie	.335	46	170	37	57	14	1	4	20	21	22	2	5	.415	.500	.915	4	
Binghamton	.279	50	179	26	50	11	0	6	30	12	32	1	0	.280	.441	.720	6	
2011 Binghamton	.247	126	405	46	100	23	2	4	46	54	75	6	2	.345	.343	.688	20	
2012 Binghamton	.297	115	394	53	117	25	2	9	50	58	76	10	5	.391	.439	.830	2	
2013 Las Vegas	.314	120	341	61	107	25	3	8	66	66	60	12	4	.435	.475	.910	7	
2014 Las Vegas	.355	33	141	39	50	15	0	3	24	20	20	3	1	.442	.525	.967	4	
NEW YORK-NL	.263	85	190	16	50	9	0	3	16	17	55	3	0	.322	.358	.680	2	
2015 Las Vegas	.363	33	113	28	41	9	1	5	18	25	20	7	2	.493	.593	1.086	4	
NEW YORK-NL	.197	71	173	28	34	8	0	3	19	26	37	5	3	.312	.295	.607	8	
2016 Las Vegas	.301	83	302	63	91	15	4	7	47	41	55	7	3	.390	.447	.837	8	
NEW YORK-NL	.173	40	75	9	13	1	0	1	9	10	24	1	0	.284	.227	.511	1	
2017	-- PLAYED IN JAPAN CENTRAL LEAGUE --																	
MLB Totals	.290	777	2632	428	762	172	13	55	377	378	460	56	28	.386	.427	.814	67	
MLB Totals	.221	196	438	53	97	18	0	7	44	53	116	9	3	.312	.311	.622	11	



CAMPOS, BRHAYAN

C

HEIGHT 6-1 | WEIGHT 185 | BATS RIGHT | THROWS RIGHT

BORN SEPTEMBER 17, 1998 IN BARQUISIMETO, VEN | SCHOOL NO SCHOOL

ACQUIRED SIGNED AS AN INTERNATIONAL FREE AGENT ON APRIL 26, 2017 | SIGNED BY WILMER CASTILLO AND ALBERT GONZÁLEZ (MARLINS)

YEAR	TEAM	AVG	G	AB	R	H	2B	3B	HR	RBI	BB	SO	SB	CS	OBP	SIG	OPS	F
2017	DSL Marlins	.306	23	62	8	19	4	0	0	8	1	6	1	2	.368	.371	.739	1

CASTELLANOS, GABRIEL

LHP

HEIGHT 6-1 | WEIGHT 165 | BATS LEFT | THROWS LEFT

BORN DECEMBER 28, 1993 IN SANTO DOMINGO, DOM | SCHOOL NO SCHOOL

ACQUIRED SIGNED AS AN INTERNATIONAL FREE AGENT ON DECEMBER 7, 2010 | SIGNED BY ALBERT GONZÁLEZ, ALIX MARTINEZ AND SANDY NIN (MARLINS)

YEAR	TEAM	W-L	ERA	G	GS	CG	SHO	SV	IP	H	R	ER	HR	HB	BB	SO	WP	BK	AVG
2011	DSL Marlins	0-4	10.20	8	5	0	0	0	15.0	17	19	17	2	2	15	5	4	0	.304
2012	DSL Marlins	2-6	5.98	15	6	0	0	0	43.2	51	43	29	1	5	30	37	10	0	.288
2013	GCL Marlins	3-4	3.45	12	12	0	0	0	47.0	40	24	18	0	3	19	56	6	1	.227
2014	Batavia	2-6	4.65	13	13	0	0	0	62.0	52	45	32	1	4	41	54	8	0	.224
2015	Batavia	1-3	5.25	8	7	1	0	0	36.0	36	26	21	1	5	18	38	5	5	.271
	Greensboro	1-2	4.93	7	7	0	0	0	34.2	38	26	19	4	5	19	20	6	2	.288
2016	Greensboro	3-1	3.78	12	10	0	0	0	47.2	53	28	20	4	3	25	45	3	0	.288
2017									--- DID NOT PLAY - INJURED ---										
MilB Totals		12-26	4.91	75	60	1	0	0	286.0	287	211	156	13	27	167	255	42	8	.263

CASTRO, SAMUEL

INF

HEIGHT 5-10 | WEIGHT 160 | BATS SWITCH | THROWS RIGHT

BORN OCTOBER 16, 1997 IN BOCA CHICA, DOM | SCHOOL NO SCHOOL

ACQUIRED SIGNED AS AN INTERNATIONAL FREE AGENT ON JULY 4, 2014 | SIGNED BY ALBERT GONZÁLEZ, ALIX MARTINEZ AND SANDY NIN (MARLINS)

YEAR	TEAM	AVG	G	AB	R	H	2B	3B	HR	RBI	BB	SO	SB	CS	OBP	SIG	OPS	F
2015	GCL Marlins	.265	54	200	36	53	6	3	0	13	14	41	10	6	.332	.325	.657	10
2016	Batavia	.180	66	217	20	39	4	1	1	17	20	51	3	4	.253	.221	.474	28
2017	Batavia	.269	41	160	22	43	2	0	0	12	10	31	14	5	.314	.281	.595	6
MilB Totals		.234	161	577	78	135	12	4	1	42	44	123	27	15	.297	.274	.571	44

CAVANERIO, JORGAN

RHP

HEIGHT 6-1 | WEIGHT 155 | BATS RIGHT | THROWS RIGHT

BORN AUGUST 18, 1994 IN CAGUA, VEN | SCHOOL NO SCHOOL

ACQUIRED SIGNED AS AN INTERNATIONAL FREE AGENT ON FEBRUARY 16, 2011 | SIGNED BY WILMER CASTILLO AND ALBERT GONZÁLEZ (MARLINS)

YEAR	TEAM	W-L	ERA	G	GS	CG	SHO	SV	IP	H	R	ER	HR	HB	BB	SO	WP	BK	AVG
2011	DSL Marlins	0-3	3.10	12	4	0	0	1	29.0	28	18	10	3	3	6	29	1	2	.259
2012	GCL Marlins	3-2	5.13	11	9	0	0	0	47.1	61	33	27	4	5	13	35	5	0	.310
2013	GCL Marlins	4-1	2.74	9	8	0	0	0	42.2	43	16	13	1	3	10	29	2	0	.267
2014	Batavia	4-6	4.56	14	14	0	0	0	79.0	98	47	40	9	4	14	55	5	1	.314
2015	Jupiter	0-3	4.08	3	3	0	0	0	17.2	18	9	8	0	0	1	9	1	0	.269
	Jacksonville	0-1	9.00	1	1	0	0	0	5.0	11	6	5	2	0	2	2	0	0	.458
	Greensboro	4-7	4.41	18	18	0	0	0	102.0	116	54	50	9	6	11	73	2	0	.289
2016	Jupiter	8-12	4.70	26	22	0	0	0	128.1	156	76	67	12	10	21	73	3	0	.299
2017	Jupiter	4-3	2.33	29	7	0	0	0	73.1	61	27	19	3	9	17	55	4	0	.222
MilB Totals		27-38	4.10	123	86	0	0	1	524.1	592	286	239	43	40	95	360	23	3	.288

FRONT OFFICE

FIELD AND CLUBHOUSE STAFF

PLAYERS

2017 IN REVIEW

CLUB HISTORY

POSTSEASON HISTORY

PLAYER DEVELOPMENT

2018 OPPONENTS

GENERAL INFORMATION



CERVENKA, HUNTER

LHP

HEIGHT 6-0 | WEIGHT 250 | BATS LEFT | THROWS LEFT
BORN JANUARY 3, 1990 IN BAYTOWN, TX | SCHOOL NO SCHOOL

ACQUIRED FROM ATLANTA IN EXCHANGE FOR INF ANFERNEE SEYMOUR AND RHP MICHAEL MADER ON AUGUST 6, 2016 | SIGNED BY JOHN BOOHER (RED SOX)

YEAR	TEAM	W-L	ERA	G	GS	CG	SHO	SV	IP	H	R	ER	HR	HB	BB	SO	WP	BK	AVG
2009	GCL Red Sox	2-2	4.84	11	5	0	0	1	22.1	16	14	12	0	1	26	18	8	1	.219
2010	Lowell	2-4	3.59	14	13	0	0	0	62.2	53	35	25	2	4	42	55	10	0	.226
2011	Greenville	0-2	10.80	7	0	0	0	0	20.0	22	24	24	2	2	18	18	4	0	.286
	Lowell	2-8	6.84	15	5	0	0	1	52.2	51	46	40	5	1	40	51	13	1	.256
2012	Greenville	0-3	8.04	9	0	0	0	0	15.2	15	17	14	1	1	12	24	1	0	.254
	Peoria	3-0	2.54	15	0	0	0	1	28.1	23	13	8	1	0	10	28	2	0	.225
	Daytona	0-0	3.86	11	0	0	0	0	18.2	21	10	8	2	0	11	19	3	0	.288
2013	Daytona	1-0	2.91	11	0	0	0	5	21.2	13	8	7	0	2	15	21	3	0	.171
	Tennessee	5-1	3.05	30	0	0	0	1	38.1	29	14	13	1	1	20	33	3	1	.213
2014	Tennessee	4-4	3.79	48	0	0	0	1	61.2	44	28	26	1	4	31	65	5	0	.202
2015	Tennessee	1-0	2.08	3	0	0	0	1	4.1	2	1	1	0	0	3	4	0	0	.143
	Iowa	0-1	11.08	12	0	0	0	0	13.0	21	16	16	2	0	15	20	2	1	.333
	Mississippi	0-0	0.00	3	0	0	0	0	4.0	3	0	0	0	0	1	8	0	0	.200
	Gwinnett	1-0	0.00	14	0	0	0	0	16.2	13	1	0	0	2	8	23	4	0	.217
2016	Mississippi	0-0	0.00	2	0	0	0	0	3.0	1	0	0	0	0	1	2	0	0	.111
	ATLANTA	1-0	3.18	50	0	0	0	0	34.0	20	14	12	2	1	23	35	6	0	.175
	Jacksonville	0-0	9.00	1	0	0	0	0	1.0	0	1	1	0	1	1	2	0	0	.000
	New Orleans	0-0	0.00	2	0	0	0	1	2.0	1	0	0	0	0	0	4	0	0	.143
	MIAMI	0-0	4.82	18	0	0	0	0	9.1	11	5	5	1	0	5	7	0	0	.289
	MIAMI	0-0	15.43	5	0	0	0	0	4.2	1	8	8	0	2	8	6	1	0	.083
	New Orleans	1-4	4.58	44	0	0	0	0	39.1	38	23	20	7	3	26	39	3	0	.257
MilB Totals		22-29	4.55	252	23	0	0	12	425.1	366	251	215	24	22	280	434	61	4	.234
MLB Totals		1-0	4.69	73	0	0	0	0	48.0	32	27	25	3	3	36	48	7	0	.195

CESPEDES, RICARDO

OF

HEIGHT 6-1 | WEIGHT 205 | BATS LEFT | THROWS LEFT
BORN AUGUST 27, 1996 IN BRONX, NY | SCHOOL NO SCHOOL

ACQUIRED FROM THE METS WITH MERANDY GONZALEZ IN EXCHANGE FOR RHP AJ RAMOS ON JULY 28, 2017

SIGNED BY ALEXIS DE LA CRUZ AND GERARDO CABRERA (METS)

YEAR	TEAM	AVG	G	AB	R	H	2B	3B	HR	RBI	BB	SO	SB	CS	OBP	SLG	OPS	E
2014	DSL Mets	.266	54	218	29	58	9	3	0	17	14	36	7	5	.311	.335	.646	1
2015	GCL Mets	.224	44	165	17	37	3	2	0	15	13	29	7	3	.282	.267	.548	2
2016	Kingsport	.322	56	227	30	73	4	3	1	16	9	36	7	7	.356	.379	.735	5
2017	GCL Mets	.200	4	15	0	3	0	0	0	0	0	3	0	0	.200	.200	.400	0
	Columbia	.417	5	12	1	5	1	0	0	3	0	3	0	0	.417	.500	.917	0
	Brooklyn	.225	21	80	3	18	0	0	1	12	4	16	1	1	.262	.263	.524	0
	Batavia	.190	19	79	4	15	2	0	0	4	1	43	0	1	.200	.215	.415	2
MilB Totals		.263	203	796	84	209	19	8	2	67	41	144	22	17	.301	.314	.615	10

CHINCHILLA, JONATHAN

C

HEIGHT 5-11 | WEIGHT 160 | BATS RIGHT | THROWS RIGHT
BORN NOVEMBER 18, 2000 IN MARACAIBO, VEN | SCHOOL NO SCHOOL

ACQUIRED SIGNED AS AN INTERNATIONAL FREE AGENT ON JULY 2, 2017 | SIGNED BY WILMER CASTILLO, ALBERT GONZÁLEZ AND ROBIN ORDOÑEZ (MARLINS)

YEAR	TEAM	AVG	G	AB	R	H	2B	3B	HR	RBI	BB	SO	SB	CS	OBP	SLG	OPS	E
2018 WILL BE HIS FIRST PROFESSIONAL SEASON																		

CLARK, ETHAN

RHP

HEIGHT 6-5 | WEIGHT 235 | BATS RIGHT | THROWS RIGHT
BORN AUGUST 18, 1994 IN OKLAHOMA CITY, OK | SCHOOL CROWDER CC (MO)

ACQUIRED FROM RAYS WITH BRAXTON LEE IN EXCHANGE FOR ADEINY HECHAVARRIA ON JUNE 26, 2017 | SIGNED BY BRETT FOLEY (RAYS)

YEAR	TEAM	W-L	ERA	G	GS	CG	SHO	SV	IP	H	R	ER	HR	HB	BB	SO	WP	BK	AVG
2015	Princeton	1-5	6.84	9	5	0	0	0	26.1	38	23	20	4	0	7	24	2	0	.342
2016	Princeton	7-2	2.91	12	9	0	0	1	58.2	47	22	19	7	3	15	44	4	0	.216
2017	Bowling Green	3-2	3.11	12	9	0	0	0	55.0	37	22	19	2	3	18	50	5	0	.196
	Greensboro	3-2	2.05	11	11	0	0	0	52.2	41	14	12	4	2	26	57	6	0	.217
MilB Totals		14-11	3.27	44	34	0	0	1	192.2	163	81	70	17	8	66	175	17	0	.231

COHEN, JUSTIN

C

HEIGHT 6-0 | WEIGHT 190 | BATS RIGHT | THROWS RIGHT
BORN SEPTEMBER 26, 1996 IN SARASOTA, FL | SCHOOL RIVERVIEW HS (FL)

ACQUIRED SELECTED IN THE SIXTH ROUND OF THE 2015 FIRST-YEAR PLAYER DRAFT; SIGNED ON JUNE 13, 2015 | SIGNED BY DAVE DANGLER (MARLINS)

YEAR	TEAM	AVG	G	AB	R	H	2B	3B	HR	RBI	BB	SO	SB	CS	OBP	SLG	OPS	E
2015	GCL Marlins	.321	18	56	10	18	4	0	2	12	5	24	1	0	.371	.500	.871	2
2016	GCL Marlins	.267	4	15	2	4	1	0	0	1	2	6	0	1	.353	.333	.686	0
2017	GCL Marlins	.244	28	90	14	22	1	2	0	6	16	31	1	1	.361	.300	.661	0
MilB Totals		.273	50	161	26	44	6	2	2	19	23	61	2	2	.364	.373	.736	2



CRAIGIE, KARL**LHP**

HEIGHT 6-1 | WEIGHT 215 | BATS LEFT | THROWS LEFT

BORN JANUARY 22, 1995 IN AUSTIN, TX | SCHOOL UNIVERSITY OF TEXAS - SAN ANTONIO

ACQUIRED SELECTED IN THE 34TH ROUND OF THE 2017 FIRST-YEAR PLAYER DRAFT; SIGNED ON JUNE 23, 2017 | SIGNED BY RYAN WARDINSKY (MARLINS)

YEAR TEAM	W-L	ERA	G	GS	CG	SHO	SV	IP	H	R	ER	HR	HB	BB	SO	WP	BK	AVG
2017 GCL Marlins	3-0	4.86	12	0	0	0	0	16.2	21	10	9	1	4	6	17	3	0	.309

CRESCENTINI, MARCUS**RHP**

HEIGHT 6-4 | WEIGHT 245 | BATS RIGHT | THROWS RIGHT

BORN DECEMBER 26, 1992 IN TAMPA, FL | SCHOOL MISSOURI BAPTIST UNIVERSITY

ACQUIRED SIGNED AS A MINOR LEAGUE FREE AGENT ON JUNE 15, 2016 | SIGNED BY SCOTT LITTLE (DODGERS)

YEAR TEAM	W-L	ERA	G	GS	CG	SHO	SV	IP	H	R	ER	HR	HB	BB	SO	WP	BK	AVG
2015 Ogden	1-1	7.43	24	0	0	0	3	26.2	26	24	22	3	0	23	42	8	1	.243
2016 Great Lakes	0-2	7.71	16	0	0	0	4	16.1	21	15	14	3	1	11	22	1	0	.313
Batavia	0-0	2.25	4	0	0	0	0	4.0	3	1	1	0	0	2	5	0	0	.200
Greensboro	2-3	1.48	20	0	0	0	4	30.1	21	7	5	2	1	12	47	2	1	.189
2017 Greensboro	2-0	1.03	26	0	0	0	0	35.0	16	5	4	1	2	12	47	1	0	.131
Jupiter	1-1	2.20	13	0	0	0	3	16.1	14	4	4	1	0	4	21	4	0	.219
MiLB Totals	6-7	3.50	103	0	0	0	14	128.2	101	56	50	10	4	64	184	16	2	.208

CUMANA, ARQUIMEDES**C**

HEIGHT 6-3 | WEIGHT 175 | BATS RIGHT | THROWS RIGHT

BORN APRIL 28, 2000 IN PUERTO LA CRUZ, VEN | SCHOOL NO SCHOOL

ACQUIRED SIGNED AS AN INTERNATIONAL FREE AGENT ON JANUARY 22, 2016 | SIGNED BY WILMER CASTILLO AND ALBERT GONZÁLEZ (MARLINS)

YEAR TEAM	AVG	G	AB	R	H	2B	3B	HR	RBI	BB	SO	SB	CS	OBP	SLG	OPS	E	
2017																		

---- DID NOT PLAY ----

CURTIS, TYLER**INF**

HEIGHT 6-3 | WEIGHT 220 | BATS RIGHT | THROWS RIGHT

BORN FEBRUARY 14, 1994 IN NEWBURGH, NY | SCHOOL LYNN UNIVERSITY (FL)

ACQUIRED SELECTED IN THE 23RD ROUND OF THE 2017 FIRST-YEAR PLAYER DRAFT; SIGNED ON JUNE 23, 2017 | SIGNED BY ADRIAN PUIG (MARLINS)

YEAR TEAM	AVG	G	AB	R	H	2B	3B	HR	RBI	BB	SO	SB	CS	OBP	SLG	OPS	E
2017 Batavia	.249	49	189	20	47	9	2	2	21	12	47	0	2	.313	.349	.662	14

CYPHERT, DYLAN**LHP**

HEIGHT 6-0 | WEIGHT 185 | BATS LEFT | THROWS LEFT

BORN SEPTEMBER 10, 1996 IN CLARION, PA | SCHOOL GULF COAST STATE COLLEGE (FL)

ACQUIRED SELECTED IN THE 17TH ROUND OF THE 2017 FIRST-YEAR PLAYER DRAFT; SIGNED ON JUNE 21, 2017 | SIGNED BY DONOVAN O'DOWD (MARLINS)

YEAR TEAM	W-L	ERA	G	GS	CG	SHO	SV	IP	H	R	ER	HR	HB	BB	SO	WP	BK	AVG
2017 GCL Marlins	1-1	4.50	11	0	0	0	0	16.0	13	11	8	0	1	13	5	4	0	.228

DAVIS, MASON**INF**

HEIGHT 5-9 | WEIGHT 175 | BATS SWITCH | THROWS RIGHT

BORN JANUARY 11, 1993 IN CONYERS, GA | SCHOOL THE CITADEL (SC)

ACQUIRED SELECTED IN THE 19TH ROUND OF THE 2014 FIRST-YEAR PLAYER DRAFT; SIGNED ON JUNE 10, 2014 | SIGNED BY JOEL MATTHEWS (MARLINS)

YEAR TEAM	AVG	G	AB	R	H	2B	3B	HR	RBI	BB	SO	SB	CS	OBP	SLG	OPS	E
2014 Batavia	.319	56	216	39	69	13	5	3	29	24	35	9	7	.393	.468	.861	6
Greensboro	.259	7	27	3	7	2	0	0	3	4	6	0	1	.355	.333	.688	0
2015 Greensboro	.255	86	337	43	86	11	4	6	29	19	67	19	9	.311	.365	.676	3
2016 GCL Marlins	.375	4	8	1	3	1	1	0	0	1	1	0	1	.444	.750	1.194	1
Greensboro	.243	11	37	1	9	3	0	0	1	4	6	0	3	.317	.324	.641	1
2017 Greensboro	.248	31	109	15	27	8	0	2	15	8	32	5	0	.303	.376	.679	0
Jupiter	.255	46	165	26	42	8	3	0	7	7	39	7	3	.309	.339	.648	0
MiLB Totals	.270	241	899	128	243	46	13	11	84	67	186	40	24	.333	.387	.720	11



FRONT OFFICE
FIELD AND CLUBHOUSE STAFF
PLAYERS
2017 IN REVIEW
CLUB HISTORY
POSTSEASON HISTORY
PLAYER DEVELOPMENT
2018 OPPONENTS
GENERAL INFORMATION

DE LA ROSA, ESMERLING**RHP**

HEIGHT 6-3 | WEIGHT 190 | BATS RIGHT | THROWS RIGHT

BORN MAY 15, 1991 IN SANTO DOMINGO, DOM | SCHOOL NO SCHOOL

ACQUIRED SIGNED AS AN INTERNATIONAL FREE AGENT ON JUNE 18, 2009 | SIGNED BY ALBERT GONZÁLEZ AND SANDY NIN (MARLINS)

YEAR	TEAM	W-L	ERA	G	GS	CG	SHO	SV	IP	H	R	ER	HR	HB	BB	SO	WP	BK	AVG
2010	DSL Marlins	0-1	2.92	8	0	0	0	0	12.1	8	4	4	0	2	10	11	2	0	.200
2011	DSL Marlins	2-5	3.92	12	6	0	0	1	43.2	48	30	19	1	6	13	41	4	0	.277
2012	GCL Marlins	2-3	2.76	13	0	0	0	0	16.1	13	8	5	0	2	13	18	2	1	.213
2013	GCL Marlins	0-1	3.63	14	0	0	0	0	17.1	18	11	7	0	0	9	21	2	1	.281
2014	Greensboro	5-2	2.28	32	0	0	0	3	51.1	49	14	13	6	3	18	55	6	0	.266
2015	Jupiter	6-4	2.89	33	0	0	0	2	65.1	51	26	21	1	7	16	55	8	0	.215
	Jacksonville	1-0	7.11	3	0	0	0	0	6.1	8	5	5	0	2	4	3	0	0	.333
2016	Jupiter	3-4	3.59	40	0	0	0	13	57.2	57	25	23	2	4	23	55	4	0	.259
	Jacksonville	0-0	0.00	1	0	0	0	0	1.0	0	0	0	0	0	1	0	0	0	.000
2017	Jupiter	0-0	0.71	7	0	0	0	0	12.2	12	4	1	0	0	1	11	0	0	.240
	Jacksonville	2-2	4.33	31	0	0	0	3	35.1	33	18	17	4	2	15	40	5	0	.252
MiLB Totals		21-22	3.24	194	6	0	0	22	319.1	297	145	115	14	28	122	312	36	2	.250

DE LOS SANTOS, MIGUEL**RHP**

HEIGHT 6-1 | WEIGHT 165 | BATS RIGHT | THROWS RIGHT

BORN SEPTEMBER 27, 1996 IN SAN CRISTOBAL, DOM | SCHOOL NO SCHOOL

ACQUIRED SIGNED AS AN INTERNATIONAL FREE AGENT ON JULY 2, 2015 | SIGNED BY ALBERT GONZÁLEZ, SANDY NIN AND DOMINGO ORTEGA (MARLINS)

YEAR	TEAM	W-L	ERA	G	GS	CG	SHO	SV	IP	H	R	ER	HR	HB	BB	SO	WP	BK	AVG
2016	DSL Marlins	0-3	2.75	12	5	0	0	1	39.1	42	24	12	0	1	8	27	10	0	.261
2017	GCL Marlins	3-1	3.65	13	4	0	0	0	44.1	39	22	18	1	7	18	38	4	2	.224
MiLB Totals		3-4	3.23	25	9	0	0	1	83.2	81	46	30	1	8	26	65	14	2	.242

DE PAULA, BRAYAN**LHP**

HEIGHT 6-3 | WEIGHT 175 | BATS LEFT | THROWS LEFT

BORN JUNE 25, 1999 IN PEDRO BRAND, DOM | SCHOOL NO SCHOOL

ACQUIRED SIGNED AS AN INTERNATIONAL FREE AGENT ON APRIL 27, 2017 | SIGNED BY ALBERT GONZÁLEZ, SANDY NIN AND DOMINGO ORTEGA (MARLINS)

YEAR	TEAM	W-L	ERA	G	GS	CG	SHO	SV	IP	H	R	ER	HR	HB	BB	SO	WP	BK	AVG
2017	DSL Marlins	1-1	5.52	7	1	0	0	0	14.2	16	9	9	1	1	4	12	1	0	.286

DEAN, AUSTIN**OF**

HEIGHT 6-1 | WEIGHT 190 | BATS RIGHT | THROWS RIGHT

BORN OCTOBER 14, 1993 IN SPRING, TX | SCHOOL KLEIN COLLINS HS (TX)

ACQUIRED SELECTED IN THE FOURTH ROUND OF THE 2012 FIRST-YEAR PLAYER DRAFT; SIGNED ON JUNE 9, 2012 | SIGNED BY RYAN WARDINSKY (MARLINS)

YEAR	TEAM	AVG	G	AB	R	H	2B	3B	HR	RBI	BB	SO	SB	CS	OBP	SLG	OPS	F
2012	GCL Marlins	.223	47	148	15	33	11	0	2	15	24	35	2	2	.337	.338	.675	2
2013	Batavia	.268	56	213	28	57	12	7	2	19	17	47	0	2	.325	.418	.743	3
	Greensboro	.200	7	20	4	4	1	0	1	3	4	5	0	0	.346	.400	.746	0
2014	Greensboro	.308	99	403	67	124	20	4	9	58	38	72	4	4	.371	.444	.815	3
2015	Jupiter	.268	136	519	67	139	32	2	5	52	39	76	18	10	.318	.366	.684	5
2016	Jacksonville	.238	130	480	60	114	23	5	11	67	48	110	1	2	.307	.375	.682	5
2017	GCL Marlins	.412	4	17	3	7	2	0	1	7	0	2	0	0	.412	.706	1.118	0
	Jacksonville	.282	61	234	29	66	14	4	4	30	14	46	3	1	.323	.427	.750	0
MiLB Totals		.267	540	2034	273	544	115	22	35	251	184	393	28	21	.329	.397	.727	18

DEVERS, JOSE**INF**

HEIGHT 5-11 | WEIGHT 150 | BATS LEFT | THROWS RIGHT

BORN DECEMBER 7, 1999 IN SAMANA, DOM | SCHOOL NO SCHOOL

ACQUIRED FROM YANKEES ALONG WITH STARLIN CASTRO & JORGE GUZMAN IN EXCHANGE FOR GIANCARLO STANTON ON DECEMBER 11, 2017 | SIGNED BY (YANKEES)

BATTING STATS

YEAR	TEAM	AVG	G	AB	R	H	2B	3B	HR	RBI	BB	SO	SB	CS	OBP	SLG	OPS	F
2017	DSL Yankees	.239	11	46	4	11	2	1	0	7	0	16	1	0	.255	.326	.581	4
	GCL Yankees East	.246	42	138	17	34	7	2	1	9	18	21	15	3	.359	.348	.707	10
MiLB Totals		.245	53	184	21	45	9	3	1	16	18	37	16	3	.336	.342	.679	14



DIAZ, CHRIS**INF**

HEIGHT 5-10 | WEIGHT 190 | BATS RIGHT | THROWS RIGHT

BORN NOVEMBER 9, 1990 IN MIAMI, FL | SCHOOL NORTH CAROLINA STATE UNIVERSITY

ACQUIRED FROM PITTSBURGH IN EXCHANGE FOR CASH CONSIDERATIONS ON JUNE 6, 2017 | SIGNED BY SEAN HEFFERNAN (PIRATES)

YEAR	TEAM	AVG	G	AB	R	H	2B	3B	HR	RBI	BB	SO	SB	CS	OBP	SLG	OPS	E
2012	State College	.222	67	239	23	53	7	2	1	20	19	58	9	6	.287	.280	.567	16
2013	GCL Pirates	.240	9	25	5	6	2	1	0	5	2	3	1	0	.321	.400	.721	1
	West Virginia	.239	33	109	16	26	2	1	1	15	10	9	0	2	.315	.303	.618	4
2014	West Virginia	.233	82	288	39	67	14	0	0	22	26	44	5	6	.312	.281	.593	9
2015	Bradenton	.248	96	302	30	75	12	0	1	21	44	7	5	3	.314	.295	.609	16
2016	Altoona	.226	79	226	30	51	13	0	1	16	32	43	5	2	.328	.296	.624	13
2017	Altoona	.375	10	24	6	9	1	2	0	3	6	6	1	0	.500	.583	1.083	0
	Jacksonville	.207	55	164	10	34	7	0	0	13	14	34	1	1	.286	.250	.536	7
	MilB Totals	.233	431	1377	171	321	58	7	3	115	133	241	29	22	.312	.292	.604	50

DIAZ, OBED**RHP**

HEIGHT 6-3 | WEIGHT 175 | BATS RIGHT | THROWS RIGHT

BORN MAY 5, 1997 IN RIO GRANDE, PUR | SCHOOL CASIANO CEPEDA HS (PUR)

ACQUIRED SELECTED IN THE 26TH ROUND OF THE 2015 FIRST-YEAR PLAYER DRAFT; SIGNED ON JUNE 10, 2015 | SIGNED BY LAZARO LLANES (MARLINS)

YEAR	TEAM	W-L	FRA	G	GS	CG	SHO	SV	IP	H	R	ER	HR	HB	BB	SO	WP	BK	AVG
2015	GCL Marlins	1-3	5.96	11	2	0	0	0	22.2	26	16	15	1	3	9	14	2	0	.292
2016	Batavia	0-1	8.10	2	0	0	0	0	3.1	8	4	3	1	0	2	2	0	0	.471
	GCL Marlins	0-2	5.40	12	0	0	0	0	16.2	19	10	10	0	3	5	12	3	0	.275
2017	GCL Marlins	1-0	2.45	7	0	0	0	0	7.1	9	2	2	0	1	2	5	1	0	.275
	MilB Totals	2-6	5.40	32	2	0	0	0	50.0	62	32	30	2	7	18	33	6	0	.305

DOMNARSKI, DOUG**LHP**

HEIGHT 5-11 | WEIGHT 190 | BATS LEFT | THROWS LEFT

BORN JULY 8, 1994 IN PAWCATUCK, CT | SCHOOL UNIVERSITY OF CONNECTICUT

ACQUIRED SELECTED IN THE 27TH ROUND OF THE 2017 FIRST-YEAR PLAYER DRAFT; SIGNED ON JUNE 20, 2017 | SIGNED BY STEVE PAYNE (MARLINS)

YEAR	TEAM	W-L	FRA	G	GS	CG	SHO	SV	IP	H	R	ER	HR	HB	BB	SO	WP	BK	AVG
2017	GCL Marlins	0-0	1.59	14	0	0	0	2	17.0	14	6	3	0	0	11	12	0	0	.219

DONADIO, MICHAEL**OF**

HEIGHT 6-0 | WEIGHT 195 | BATS LEFT | THROWS RIGHT

BORN APRIL 23, 1995 IN PORT JEFFERSON STATION, NY | SCHOOL ST. JOHN'S UNIVERSITY (NY)

ACQUIRED SELECTED IN THE 30TH ROUND OF THE 2017 FIRST-YEAR PLAYER DRAFT; SIGNED ON JUNE 20, 2017 | SIGNED BY STEVE PAYNE (MARLINS)

YEAR	TEAM	AVG	G	AB	R	H	2B	3B	HR	RBI	BB	SO	SB	CS	OBP	SLG	OPS	E
2017	GCL Marlins	.278	31	97	17	27	6	1	1	13	16	23	2	1	.407	.392	.799	0

DUGGER, ROBERT**INF**

HEIGHT 6-2 | WEIGHT 180 | BATS RIGHT | THROWS RIGHT

BORN JULY 3, 1995 IN TUCSON, AZ | SCHOOL TEXAS TECH UNIVERSITY

ACQUIRED FROM SEATTLE ALONG WITH NICK NEIDERT AND CHRISTOPHER TORRES IN EXCHANGE FOR DEE GORDON ON DECEMBER 7, 2017

SIGNED BY TAYLOR TERRASAS (MARINERS)

YEAR	TEAM	W-L	FRA	G	GS	CG	SHO	SV	IP	H	R	ER	HR	HB	BB	SO	WP	BK	AVG
2016	AZL Mariners	0-0	1.04	4	0	0	0	2	8.2	6	1	1	0	1	1	9	0	0	.188
	Tacoma	0-0	6.75	2	0	0	0	0	4.0	5	3	3	0	0	0	4	0	0	.294
	Everett	2-1	5.47	6	6	0	0	0	26.1	25	18	16	5	2	10	25	2	0	.250
2017	Clinton	4-1	2.00	22	9	1	0	2	72.0	55	19	16	4	0	16	69	3	0	.206
	Modesto	2-5	3.94	9	9	0	0	0	45.2	49	25	20	4	1	16	47	3	1	.272
	MilB Totals	8-7	3.22	43	24	1	0	4	156.2	140	66	56	13	4	43	154	8	1	.235

DUNAND, JOE**INF**

HEIGHT 6-2 | WEIGHT 205 | BATS RIGHT | THROWS RIGHT

BORN SEPTEMBER 20, 1995 IN MIAMI, FL | SCHOOL NORTH CAROLINA STATE UNIVERSITY

ACQUIRED SELECTED IN THE SECOND ROUND OF THE 2017 FIRST-YEAR PLAYER DRAFT; SIGNED ON JUNE 22, 2017 | SIGNED BY BLAKE NEWSOME (MARLINS)

YEAR	TEAM	AVG	G	AB	R	H	2B	3B	HR	RBI	BB	SO	SB	CS	OBP	SLG	OPS	F
2017	GCL Marlins	.375	5	16	4	6	3	0	1	3	3	4	0	0	.476	.750	1.226	0
	Jupiter	.364	3	11	1	4	2	0	0	1	2	4	0	1	.462	.545	1.007	0
	MilB Totals	.370	8	27	5	10	5	0	1	4	5	8	0	1	.471	.667	1.137	0

FRONT OFFICE

FIELD AND
CLUBHOUSE STAFF

PLANNERS

2017 IN REVIEW

CLUB HISTORY

POSTSEASON HISTORY

PLAYER DEVELOPMENT

2018 OPPONENTS

GENERAL INFORMATION



DUVAL, MAX**RHP**

HEIGHT 6-5 | WEIGHT 235 | BATS RIGHT | THROWS RIGHT

BORN APRIL 15, 1991 IN SAN LUIS OBISPO, CA | SCHOOL UNIVERSITY OF HAWAII

ACQUIRED SIGNED AS A MINOR LEAGUE FREE AGENT ON JULY 28, 2017 | SIGNED BY (DIAMONDBACKS)

YEAR TEAM	W-L	ERA	G	GS	CG	SHO	SV	IP	H	R	ER	HR	HB	BB	SO	WP	BK	AVG
2016 AZL Dbacks	1-1	1.13	2	1	0	0	0	8.0	6	2	1	0	0	3	15	0	0	.194
Visalia	1-0	9.64	1	0	0	0	0	4.2	7	5	5	2	1	2	3	0	0	.350
Hillsboro	0-0	7.36	2	1	0	0	0	3.2	3	3	3	0	0	2	4	1	0	.214
Kane County	2-6	3.02	10	10	0	0	0	62.2	67	26	21	7	2	13	60	1	0	.271
2017 Greensboro	4-0	2.09	6	6	2	1	0	38.2	28	9	9	3	2	5	38	0	0	.197
MLB Totals	8-7	2.98	21	18	2	1	0	117.2	111	45	39	12	5	25	113	2	0	.244

ENCARNACION, JERAL**OF**

HEIGHT 6-4 | WEIGHT 219 | BATS RIGHT | THROWS RIGHT

BORN OCTOBER 22, 1997 IN BAYAGUANA, DOM | SCHOOL NO SCHOOL

ACQUIRED SIGNED AS AN INTERNATIONAL FREE AGENT ON SEPTEMBER 8, 2015 | SIGNED BY ALBERT GONZÁLEZ AND SANDY NIN (MARLINS)

YEAR TEAM	AVG	G	AB	R	H	2B	3B	HR	RBI	BB	SO	SB	CS	OBP	SLG	OPS	E
2016 DSL Marlins	.218	14	55	6	12	2	1	1	7	1	11	0	0	.232	.345	.578	2
2017 GCL Marlins	.266	42	154	25	41	7	3	5	26	10	51	3	3	.323	.448	.771	1
MLB Totals	.254	56	209	31	53	9	4	6	33	11	62	3	3	.300	.421	.722	3

ESPINAL, WALNER**INF**

HEIGHT 6-0 | WEIGHT 170 | BATS RIGHT | THROWS RIGHT

BORN DECEMBER 21, 1991 IN SANTIAGO, DOM | SCHOOL NO SCHOOL

ACQUIRED SIGNED AS AN INTERNATIONAL FREE AGENT ON OCTOBER 8, 2016 | SIGNED BY ALBERT GONZÁLEZ AND SANDY NIN (MARLINS)

YEAR TEAM	AVG	G	AB	R	H	2B	3B	HR	RBI	BB	SO	SB	CS	OBP	SLG	OPS	E
2017 DSL Marlins	.273	54	187	34	51	7	0	2	21	21	48	7	4	.356	.342	.698	12

ESTES, EVAN**RHP**

HEIGHT 6-2 | WEIGHT 185 | BATS RIGHT | THROWS RIGHT

BORN NOVEMBER 29, 1996 IN JAMESTOWN, CA | SCHOOL MERCED CC (CA)

ACQUIRED SELECTED IN THE 25TH ROUND OF THE 2017 FIRST-YEAR PLAYER DRAFT; SIGNED ON JUNE 20, 2017 | SIGNED BY JOHN HUGHES (MARLINS)

YEAR TEAM	W-L	ERA	G	GS	CG	SHO	SV	IP	H	R	ER	HR	HB	BB	SO	WP	BK	AVG
2017 GCL Marlins	1-1	5.09	12	2	0	0	0	17.2	10	11	10	0	4	17	16	5	0	.167

EYSSERIC, RAFAEL**RHP**

HEIGHT 6-0 | WEIGHT 170 | BATS RIGHT | THROWS RIGHT

BORN JUNE 27, 2000 IN AGUADULCE, PAN | SCHOOL NO SCHOOL

ACQUIRED SIGNED AS AN INTERNATIONAL FREE AGENT ON OCTOBER 13, 2016 | SIGNED BY LUIS CORDOBA AND ALBERT GONZÁLEZ (MARLINS)

YEAR TEAM	W-L	ERA	G	GS	CG	SHO	SV	IP	H	R	ER	HR	HB	BB	SO	WP	BK	AVG
2017 DSL Marlins	1-0	4.08	15	6	0	0	0	35.1	32	18	16	0	7	12	20	5	2	.252

FARJAD, KYLE**LHP**

HEIGHT 5-11 | WEIGHT 205 | BATS LEFT | THROWS LEFT

BORN NOVEMBER 2, 1996 IN LOXACHATCHEE, FL | SCHOOL PALM BEACH STATE JUNIOR COLLEGE (FL)

ACQUIRED SELECTED IN THE 33RD ROUND OF THE 2017 FIRST-YEAR PLAYER DRAFT; SIGNED ON JUNE 23, 2017 | SIGNED BY ADRIAN PUIG (MARLINS)

YEAR TEAM	W-L	ERA	G	GS	CG	SHO	SV	IP	H	R	ER	HR	HB	BB	SO	WP	BK	AVG
2017 GCL Marlins	1-0	5.11	10	0	0	0	0	12.1	15	7	7	1	0	8	10	0	0	.294

FARNWORTH, STEVEN**RHP**

HEIGHT 6-2 | WEIGHT 180 | BATS RIGHT | THROWS RIGHT

BORN SEPTEMBER 6, 1993 IN POWAY, CA | SCHOOL CALIFORNIA STATE POLYTECHNIC UNIVERSITY - POMONA

ACQUIRED SELECTED IN THE 23RD ROUND OF THE 2014 FIRST-YEAR PLAYER DRAFT; SIGNED ON JUNE 8, 2014 | SIGNED BY ROBBY CORSARO (MARLINS)

YEAR TEAM	W-L	ERA	G	GS	CG	SHO	SV	IP	H	R	ER	HR	HB	BB	SO	WP	BK	AVG
2014 Batavia	1-1	4.86	18	4	0	0	1	37.0	39	26	20	4	3	11	28	3	1	.269
2015 Jupiter	0-1	6.00	2	0	0	0	0	3.0	6	3	2	1	1	2	1	0	0	.462
Batavia	2-2	0.75	22	0	0	0	13	36.0	26	9	3	0	3	7	30	9	0	.195
2016 Greensboro	5-5	3.39	26	16	0	0	3	95.2	88	40	36	12	3	19	54	4	0	.240
Jupiter	1-0	3.60	5	0	0	0	2	10.0	10	4	4	2	0	3	5	0	0	.263
2017 Jupiter	0-1	4.58	10	0	0	0	2	19.2	27	10	10	1	3	4	11	1	0	.333
MLB Totals	9-10	3.35	83	20	0	0	21	201.1	196	92	75	20	13	46	129	17	1	.252



FELIPE, ANTHONY**OF**

HEIGHT 5-11 | WEIGHT 170 | BATS RIGHT | THROWS RIGHT

BORN SEPTEMBER 16, 2000 IN COTUI, DOM | SCHOOL NO SCHOOL

ACQUIRED SIGNED AS AN INTERNATIONAL FREE AGENT ON JULY 2, 2017 | SIGNED BY ALBERT GONZÁLEZ AND SANDY NIN (MARLINS)

YEAR TEAM	AVG	G	AB	R	H	2B	3B	HR	RBI	BB	SO	SB	CS	OBP	SIG	OPS	F
— 2018 WILL BE HIS FIRST PROFESSIONAL SEASON —																	

FLORES, JHEAN**RHP**

HEIGHT 6-5 | WEIGHT 180 | BATS RIGHT | THROWS RIGHT

BORN FEBRUARY 15, 2001 IN ARAGUA, VEN | SCHOOL NO SCHOOL

ACQUIRED SIGNED AS AN INTERNATIONAL FREE AGENT ON JULY 2, 2017 | SIGNED BY WILMER CASTILLO, ALBERT GONZÁLEZ, AND ROBIN ORDOÑEZ (MARLINS)

YEAR TEAM	W-L	ERA	G	GS	CG	SHO	SV	IP	H	R	ER	HR	HB	BB	SO	WP	BK	AVG
— 2018 WILL BE HIS FIRST PROFESSIONAL SEASON —																		

FRIAS, JULIO**LHP**

HEIGHT 6-2 | WEIGHT 160 | BATS LEFT | THROWS LEFT

BORN JUNE 1, 1998 IN SANTO DOMINGO, DOM | SCHOOL NO SCHOOL

ACQUIRED SIGNED AS AN INTERNATIONAL FREE AGENT ON JULY 4, 2014 | SIGNED BY ALBERT GONZÁLEZ, ALIX MARTINEZ AND SANDY NIN (MARLINS)

YEAR TEAM	W-L	ERA	G	GS	CG	SHO	SV	IP	H	R	ER	HR	HB	BB	SO	WP	BK	AVG
2015 DSL Marlins	1-4	3.86	13	4	0	0	1	23.1	20	19	10	0	7	17	22	3	0	.233
2016 DSL Marlins	0-5	5.92	13	8	0	0	0	48.2	57	51	32	0	3	37	42	16	1	.284
2017 GCL Marlins	1-2	5.23	12	1	0	0	0	20.2	25	16	12	0	3	12	24	1	1	.298
MiLB Totals	2-11	5.24	38	13	0	0	1	92.2	102	86	54	0	13	66	88	20	2	.275

FRITZ, GAVIN**RHP**

HEIGHT 6-2 | WEIGHT 195 | BATS RIGHT | THROWS RIGHT

BORN FEBRUARY 26, 1996 IN TEMPLE, TX | SCHOOL DALLAS BAPTIST UNIVERSITY (TX)

ACQUIRED SELECTED IN THE 16TH ROUND OF THE 2017 FIRST-YEAR PLAYER DRAFT; SIGNED ON JUNE 21, 2017 | SIGNED BY BRIAN KRAFT (MARLINS)

YEAR TEAM	W-L	ERA	G	GS	CG	SHO	SV	IP	H	R	ER	HR	HB	BB	SO	WP	BK	AVG
2017 GCL Marlins	1-2	5.00	12	0	0	0	0	18.0	14	10	10	2	4	7	11	3	0	.215

FROHWIRTH, TYLER**RHP**

HEIGHT 6-1 | WEIGHT 165 | BATS RIGHT | THROWS RIGHT

BORN SEPTEMBER 13, 1993 IN BALTIMORE, MD | SCHOOL MINNESOTA STATE UNIVERSITY, MANKATO

ACQUIRED FROM PHILADELPHIA IN EXCHANGE FOR INTERNATIONAL BONUS POOL MONEY ON JULY 2, 2017 | SIGNED BY SCOTT TRCKA (PHILLIES)

YEAR TEAM	W-L	ERA	G	GS	CG	SHO	SV	IP	H	R	ER	HR	HB	BB	SO	WP	BK	AVG
2016 GCL Marlins	1-1	2.08	18	0	0	0	10	17.1	12	4	4	1	2	3	14	0	0	.197
2017 Clearwater	0-0	0.00	1	0	0	0	0	1.0	1	0	0	0	0	0	1	0	0	.333
Williamsport	0-1	0.00	3	0	0	0	0	2.1	2	1	0	0	0	0	2	0	0	.222
Batavia	0-1	3.94	14	0	0	0	0	16.0	18	12	7	1	0	4	16	2	0	.269
MiLB Totals	1-3	2.70	36	0	0	0	10	36.2	33	17	11	2	2	7	33	2	0	.236

GALINDEZ, GERMERY**RHP**

HEIGHT 6-1 | WEIGHT 170 | BATS RIGHT | THROWS RIGHT

BORN APRIL 29, 1998 IN CARACAS, VEN | SCHOOL NO SCHOOL

ACQUIRED SIGNED AS AN INTERNATIONAL FREE AGENT ON JULY 2, 2016 | SIGNED BY WILMER CASTILLO AND ALBERT GONZÁLEZ (MARLINS)

YEAR TEAM	W-L	ERA	G	GS	CG	SHO	SV	IP	H	R	ER	HR	HB	BB	SO	WP	BK	AVG
2017 DSL Marlins	0-0	5.63	2	2	0	0	0	8.0	12	5	5	1	0	1	5	0	0	.387

GARCÍA, JAVIER**RHP**

HEIGHT 6-2 | WEIGHT 230 | BATS RIGHT | THROWS RIGHT

BORN FEBRUARY 26, 1998 IN CHITRE, PAN | SCHOOL NO SCHOOL

ACQUIRED SIGNED AS AN INTERNATIONAL FREE AGENT ON FEBRUARY 5, 2015 | SIGNED BY LUIS CORDOBA AND ALBERT GONZÁLEZ (MARLINS)

YEAR TEAM	W-L	ERA	G	GS	CG	SHO	SV	IP	H	R	ER	HR	HB	BB	SO	WP	BK	AVG
2015 DSL Marlins	3-2	1.65	10	8	0	0	0	49.0	35	12	9	1	2	14	35	3	0	.202
2016 GCL	1-0	0.00	1	0	0	0	0	4.0	4	0	0	0	1	1	0	0	0	.267
Batavia	0-4	4.20	14	3	0	0	0	30.0	32	18	14	4	2	18	13	7	0	.278
2017 Batavia	0-0	9.00	2	0	0	0	0	3.0	5	3	3	0	0	2	4	2	0	.357
GCL Marlins	3-1	4.30	13	0	0	0	3	23.0	24	15	11	1	3	8	25	4	0	.273
Jupiter	1-0	0.00	1	0	0	0	0	1.2	0	0	0	0	0	1	1	0	0	.000
MiLB Totals	8-7	3.01	41	11	0	0	3	110.2	100	48	37	6	8	44	78	16	0	.244



FRONT OFFICE

FIELD AND CLUBHOUSE STAFF

PLAYERS

2017 IN REVIEW

CLUB HISTORY

POSTSEASON HISTORY

PLAYER DEVELOPMENT

2018 OPPONENTS

GENERAL INFORMATION

GARCÍA, JHON

OF

HEIGHT 6-0 | WEIGHT 170 | BATS LEFT | THROWS RIGHT

BORN JUNE 18, 1999 IN CARACAS, VEN | SCHOOL NO SCHOOL

ACQUIRED SIGNED AS AN INTERNATIONAL FREE AGENT ON JULY 2, 2015 |

SIGNED BY CARLOS AVILA, WILMER CASTILLO, EDGARLUIS FUENTES, ALBERT GONZÁLEZ AND ROBIN ORDOÑEZ (MARLINS)

YEAR TEAM	AVG	G	AB	R	H	2B	3B	HR	RBI	BB	SO	SB	CS	OBP	SLG	OPS	E
2016 DSL Marlins	.228	44	136	19	31	7	1	0	13	25	35	2	4	.356	.294	.650	1
2017 DSL Marlins	.117	34	94	13	11	2	0	0	6	18	33	0	2	.254	.138	.392	6
MiLB Totals	.183	79	230	32	42	9	1	0	19	43	68	2	6	.314	.230	.545	7

GARCÍA, PABLO

C

HEIGHT 5-10 | WEIGHT 170 | BATS SWITCH | THROWS RIGHT

BORN SEPTEMBER 26, 1996 IN SANTO DOMINGO, DOM | SCHOOL NO SCHOOL

ACQUIRED SIGNED AS AN INTERNATIONAL FREE AGENT ON JULY 13, 2013 | SIGNED BY ALBERT GONZÁLEZ, SANDY NIN AND DOMINGO ORTEGA (MARLINS)

YEAR TEAM	AVG	G	AB	R	H	2B	3B	HR	RBI	BB	SO	SB	CS	OBP	SLG	OPS	E
2014 DSL Marlins	.287	53	209	35	60	10	3	1	31	18	38	2	3	.342	.378	.720	11
2015 GCL Marlins	.244	42	135	14	33	1	0	1	14	7	15	5	1	.295	.274	.569	0
2016 Batavia	.228	39	136	12	31	8	0	0	23	10	19	0	0	.275	.287	.562	5
2017 GCL Marlins	.239	27	88	12	21	3	1	1	10	6	13	5	1	.295	.330	.625	3
MiLB Totals	.255	161	568	73	145	22	4	3	78	41	85	12	5	.308	.324	.632	19

GARRETT, BRAXTON

LHP

HEIGHT 6-3 | WEIGHT 190 | BATS LEFT | THROWS LEFT

BORN AUGUST 5, 1997 IN FOLEY, AL | SCHOOL FLORENCE HS (AL)

ACQUIRED SELECTED IN THE FIRST ROUND (7TH OVERALL) OF THE 2016 FIRST-YEAR PLAYER DRAFT; SIGNED ON JULY 15, 2016 | SIGNED BY MARK WILLOUGHBY (MARLINS)

YEAR TEAM	W-L	ERA	G	GS	CG	SHO	SV	IP	H	R	ER	HR	HB	BB	SO	WP	BK	AVG
2017 Greensboro	1-0	2.93	4	4	0	0	0	15.1	13	7	5	3	0	6	16	1	0	.220

GARRETT, STONE

OF

HEIGHT 6-2 | WEIGHT 195 | BATS RIGHT | THROWS RIGHT

BORN NOVEMBER 22, 1995 IN SUGAR LAND, TX | SCHOOL GEORGE RANCH HS (TX)

ACQUIRED SELECTED IN THE EIGHTH ROUND OF THE 2014 FIRST-YEAR PLAYER DRAFT; SIGNED ON JUNE 7, 2014 | SIGNED BY RYAN WARDINSKY (MARLINS)

YEAR TEAM	AVG	G	AB	R	H	2B	3B	HR	RBI	BB	SO	SB	CS	OBP	SLG	OPS	E
2014 GCL Marlins	.236	40	148	17	35	3	1	0	11	7	31	4	1	.269	.270	.539	10
2015 Batavia	.297	58	222	36	66	18	6	11	46	19	60	8	5	.352	.581	.933	4
2016 GCL Marlins	.143	3	7	1	1	0	0	0	0	2	3	1	0	.333	.143	.476	0
Greensboro	.213	52	197	21	42	9	2	6	16	11	71	1	2	.265	.371	.636	6
2017 Jupiter	.212	94	373	37	79	24	1	4	29	21	126	8	1	.257	.314	.571	3
MiLB Totals	.235	247	947	112	223	54	10	21	102	60	291	22	9	.284	.380	.664	23

GAUNTT, DAVID

C

HEIGHT 6-0 | WEIGHT 200 | BATS RIGHT | THROWS RIGHT

BORN JUNE 16, 1993 IN TOPEKA, KS | SCHOOL WASHBURN UNIVERSITY (KS)

ACQUIRED SELECTED IN THE 18TH ROUND IN THE 2016 FIRST-YEAR PLAYER DRAFT, SIGNED ON JUNE 16, 2016 | SIGNED BY BRIAN KRAFT (MARLINS)

YEAR TEAM	AVG	G	AB	R	H	2B	3B	HR	RBI	BB	SO	SB	CS	OBP	SLG	OPS	E
2016 Batavia	.100	6	20	1	2	1	0	0	0	3	7	0	0	.250	.150	.400	0
GCL Marlins	.161	32	93	7	15	4	1	2	8	14	37	0	0	.310	.290	.600	1
2017 Batavia	.120	29	83	10	10	2	0	0	5	24	49	1	0	.330	.145	.475	4
MiLB Totals	.138	67	196	18	27	7	1	2	13	41	93	1	0	.313	.214	.527	5

GILMA, JOSEPH

INF

HEIGHT 5-9 | WEIGHT 145 | BATS SWITCH | THROWS RIGHT

BORN MARCH 18, 1999 IN BANI, DOM | SCHOOL NO SCHOOL

ACQUIRED SIGNED AS AN INTERNATIONAL FREE AGENT ON OCTOBER 8, 2016 | SIGNED BY ALBERT GONZÁLEZ AND SANDY NIN (MARLINS)

YEAR TEAM	AVG	G	AB	R	H	2B	3B	HR	RBI	BB	SO	SB	CS	OBP	SLG	OPS	E
2017 DSL Marlins	.190	57	153	31	29	1	0	0	17	26	28	8	1	.328	.196	.524	13

GIRON, ADONIS

OF

HEIGHT 5-10 | WEIGHT 190 | BATS RIGHT | THROWS RIGHT

BORN FEBRUARY 22, 2001 IN SANTO DOMINGO, DOM | SCHOOL NO SCHOOL

ACQUIRED SIGNED AS AN INTERNATIONAL FREE AGENT ON JULY 3, 2017 | SIGNED BY ALBERT GONZÁLEZ AND SANDY NIN (MARLINS)

YEAR TEAM	AVG	G	AB	R	H	2B	3B	HR	RBI	BB	SO	SB	CS	OBP	SLG	OPS	E
2018 WILL BE HIS FIRST PROFESSIONAL SEASON																	



GIVIN, MATTHEW

RHP

HEIGHT 6-3 | WEIGHT 180 | BATS RIGHT | THROWS RIGHT

BORN JUNE 17, 1999 IN CASTLE PINES, CO | SCHOOL ROCK CANYON HIGH SCHOOL (CO)

ACQUIRED SELECTED IN THE 20TH ROUND OF THE 2017 FIRST-YEAR PLAYER DRAFT; SIGNED ON JULY 6, 2017 | SIGNED BY SCOTT STANLEY (MARLINS)

YEAR TEAM	W-L	ERA	G	GS	CG	SHO	SV	IP	H	R	ER	HR	HB	BB	SO	WP	BK	AVG
2017 GCL Marlins	0-0	0.39	7	7	0	0	0	23.1	16	4	1	0	0	6	19	0	0	.198

GUAIMARO, ALBERT

C

HEIGHT 6-0 | WEIGHT 180 | BATS RIGHT | THROWS RIGHT

BORN JANUARY 17, 1999 IN BARLOVENTO, VEN | SCHOOL NO SCHOOL

ACQUIRED SELECTED IN THE 24TH ROUND OF THE 2016 FIRST-YEAR PLAYER DRAFT; SIGNED ON JUNE 21, 2016 | SIGNED BY WILMER CASTILLO AND ALBERT GONZÁLEZ (MARLINS)

YEAR TEAM	AVG	G	AB	R	H	2B	3B	HR	RBI	BB	SO	SB	CS	OBP	SLG	OPS	E
2016 DSL Red Sox	.250	23	88	9	22	10	1	1	13	6	11	4	4	.302	.420	.722	0
DSL Marlins	.194	19	72	3	14	2	0	0	9	6	13	2	0	.256	.222	.478	3
2017 GCL Marlins	.234	41	154	24	36	8	5	1	16	14	32	8	4	.291	.370	.661	3
MiLB Totals	.229	83	314	36	72	20	6	2	38	26	56	14	8	.286	.350	.636	6

GUENTHER, SEAN

LHP

HEIGHT 5-11 | WEIGHT 194 | BATS LEFT | THROWS LEFT

BORN DECEMBER 29, 1995 IN ATLANTA, GA | SCHOOL UNIVERSITY OF NOTRE DAME

ACQUIRED SELECTED IN THE 7TH ROUND OF THE 2017 FIRST-YEAR PLAYER DRAFT; SIGNED ON JUNE 23, 2017 | SIGNED BY ERIC BROCK (MARLINS)

YEAR TEAM	W-L	ERA	G	GS	CG	SHO	SV	IP	H	R	ER	HR	HB	BB	SO	WP	BK	AVG
2017 GCL Marlins	0-0	0.82	4	3	0	0	0	11.0	5	1	1	0	1	1	11	0	0	.125
Batavia	1-4	3.83	9	9	0	0	0	40.0	43	18	17	3	3	4	33	2	0	.270
MiLB Totals	1-4	3.18	13	12	0	0	0	51.0	48	19	18	3	4	5	44	2	0	.241

GUERRERO, ALBERTO

RHP

HEIGHT 6-3 | WEIGHT 195 | BATS RIGHT | THROWS RIGHT

BORN DECEMBER 13, 1997 IN PACORA, PAN | SCHOOL NO SCHOOL

ACQUIRED SIGNED AS AN INTERNATIONAL FREE AGENT ON JULY 3, 2014 | SIGNED BY LUIS CORDOBA AND ALBERT GONZÁLEZ (MARLINS)

YEAR TEAM	W-L	ERA	G	GS	CG	SHO	SV	IP	H	R	ER	HR	HB	BB	SO	WP	BK	AVG
2015 DSL Marlins	0-2	4.11	4	4	0	0	0	15.1	18	15	7	0	2	7	16	6	0	.295
GCL Marlins	1-2	3.46	6	5	0	0	0	26.0	16	11	10	0	3	10	17	3	0	.182
2016 GCL Marlins	4-3	2.63	11	4	0	0	0	41.0	32	14	12	1	1	18	32	4	0	.211
2017 GCL Marlins	2-2	1.55	9	8	0	0	0	40.2	30	14	7	1	2	13	29	0	0	.196
Batavia	0-0	7.88	6	1	0	0	0	8.0	10	7	7	1	2	5	10	5	0	.294
MiLB Totals	7-9	2.95	36	22	0	0	0	131.0	106	61	43	3	10	53	104	18	0	.217

GUNKEL, JOE

RHP

HEIGHT 6-5 | WEIGHT 225 | BATS RIGHT | THROWS RIGHT

BORN DECEMBER 30, 1991 IN BOYNTON BEACH, FL | SCHOOL WEST CHESTER UNIVERSITY (PA)

ACQUIRED CLAIMED OFF WAIVERS FROM THE DODGERS ON APRIL 27, 2017 | SIGNED BY CHRIS CALCIANO (RED SOX)

YEAR TEAM	W-L	ERA	G	GS	CG	SHO	SV	IP	H	R	ER	HR	HB	BB	SO	WP	BK	AVG
2013 GCL Red Sox	0-0	0.00	1	0	0	0	0	1.0	0	0	0	0	0	0	0	0	0	.000
Lowell	3-0	1.35	14	0	0	0	5	20.0	8	4	3	0	1	3	32	3	1	.114
2014 Greenville	3-0	2.28	17	5	0	0	2	51.1	26	15	13	3	6	11	62	4	0	.149
Salem	3-5	4.64	10	10	1	0	0	52.1	62	32	27	3	2	13	39	6	0	.294
2015 Salem	1-1	2.05	8	2	0	0	2	22.0	16	6	5	2	0	4	22	2	0	.203
Portland	2-1	3.93	4	3	0	0	0	18.1	26	8	8	1	0	8	22	1	0	.347
Bowie	8-4	2.59	17	17	0	0	0	104.1	85	35	30	7	5	15	69	2	0	.222
2016 Bowie	0-3	3.66	4	4	0	0	0	19.2	26	14	8	2	2	3	15	0	0	.310
Norfolk	8-11	4.08	24	24	1	0	0	141.1	156	68	64	14	5	18	94	3	1	.281
2017 Okla. City	0-0	4.00	3	1	0	0	1	9.0	12	5	4	1	0	0	6	1	0	.333
Jacksonville	6-10	4.92	24	21	0	0	0	115.1	130	71	63	17	6	21	69	6	0	.288
MiLB Totals	34-35	3.65	126	87	2	0	10	554.2	547	258	225	50	27	96	431	28	2	.258

GUTIERREZ, ERIC

INF

HEIGHT 5-10 | WEIGHT 205 | BATS RIGHT | THROWS LEFT

BORN DECEMBER 28, 1993 IN MCALEN, TX | SCHOOL TEXAS TECH UNIVERSITY

ACQUIRED SELECTED IN THE 20TH ROUND OF THE 2016 FIRST-YEAR PLAYER DRAFT; SIGNED ON JUNE 30, 2016 | SIGNED BY BRIAN KRAFT (MARLINS)

YEAR TEAM	AVG	G	AB	R	H	2B	3B	HR	RBI	BB	SO	SB	CS	OBP	SLG	OPS	E
2016 GCL Marlins	.600	1	5	2	3	1	0	1	3	0	0	0	0	.600	1.400	2.000	0
Batavia	.218	54	202	18	44	12	1	5	34	16	46	2	0	.300	.361	.661	6
2017 Greensboro	.258	90	325	48	84	14	0	7	49	34	53	5	1	.341	.366	.707	4
MiLB Totals	.246	145	532	68	131	27	1	13	86	50	99	7	1	.328	.374	.702	10

FRONT OFFICE

FIELD AND CLUBHOUSE STAFF

PLAYERS

2017 IN REVIEW

CLUB HISTORY

POSTSEASON HISTORY

PLAYER DEVELOPMENT

2018 OPPONENTS

GENERAL INFORMATION



GUTIERREZ, OSMAN**RHP**

HEIGHT 6-4 | WEIGHT 220 | BATS RIGHT | THROWS RIGHT

BORN DECEMBER 15, 1994 IN LEON, NIC | SCHOOL NO SCHOOL

ACQUIRED FROM BLUE JAYS IN EXCHANGE FOR TOM KOEHLER ON AUGUST 19, 2017 | SIGNED BY MARCO PADDY AND DANIEL SOTELO (BLUE JAYS)

YEAR	TEAM	W-L	ERA	G	GS	CG	SHO	SV	IP	H	R	ER	HR	HB	BB	SO	WP	BK	AVG
2012	DSL Blue Jays	1-0	4.50	7	2	0	0	0	14.0	17	9	7	0	2	9	10	2	0	.309
2013	DSL Blue Jays	0-1	3.86	8	2	0	0	0	11.2	17	7	5	0	0	6	7	3	0	.340
2014	DSL Blue Jays	0-1	1.91	12	10	0	0	0	47.0	44	26	10	0	9	25	42	5	0	.256
2015	GCL Blue Jays	4-3	4.66	11	9	0	0	0	46.1	50	29	24	3	3	15	41	7	0	.273
2016	Bluefield	4-3	3.88	12	11	1	1	0	65.0	69	36	28	5	3	21	66	8	0	.264
2017	Lansing	4-11	7.85	18	18	0	0	0	78.0	89	72	68	9	9	52	71	11	1	.288
	Batavia	1-1	3.18	3	3	0	0	0	17.0	15	6	6	3	4	3	18	3	0	.231
	MiLB Totals	14-20	4.77	71	55	1	1	0	279.0	301	185	148	20	30	131	255	39	1	.275

GUZMAN, JORGE**RHP**

HEIGHT 6-2 | WEIGHT 210 | BATS RIGHT | THROWS RIGHT

BORN JANUARY 28, 1996 IN LAS MATAS DE SANTA CRUZ, DOM | SCHOOL NO SCHOOL

ACQUIRED FROM YANKEES ALONG WITH STARLIN CASTRO & JORGE GUZMAN IN EXCHANGE FOR GIANCARLO STANTON ON DECEMBER 11, 2017

SIGNED BY OZ CAMPO, ROMAN OCUMAREZ AND FRANCIS MOJICA (ASTROS)

YEAR	TEAM	W-L	ERA	G	GS	CG	SHO	SV	IP	H	R	ER	HR	HB	BB	SO	WP	BK	AVG
2015	DSL Astros Orange	0-2	7.43	4	4	0	0	0	13.1	19	13	11	1	3	8	8	0	0	.322
	DSL Astros Blue	2-1	4.91	9	7	0	0	0	33.0	36	29	18	1	3	15	19	12	0	.255
	GCL Astros	1-1	2.00	4	1	0	0	0	9.0	8	5	2	0	0	7	2	3	0	.258
2016	GCL Astros	1-1	3.12	7	4	0	0	0	17.1	4	7	6	0	2	10	25	4	0	.071
	Greeneville	2-3	4.76	6	4	0	0	0	22.2	25	15	12	1	1	7	29	8	1	.272
2017	Staten Island	5-3	2.30	13	13	1	0	0	66.2	51	21	17	4	2	18	88	6	4	.212
	MiLB Totals	11-11	3.67	43	33	1	0	0	162.0	143	90	66	7	11	65	171	33	5	.231

HERNANDEZ, BRAYAN**OF**

HEIGHT 6-2 | WEIGHT 175 | BATS RIGHT | THROWS RIGHT

BORN SEPTEMBER 11, 1997 IN MIRANDA, VEN | SCHOOL NO SCHOOL

ACQUIRED FROM MARINERS WITH BRANDON MILLER, LUKAS SCHIRALDI AND PABLO LOPEZ IN EXCHANGE FOR DAVID PHELPS ON JULY 20, 2017 |

SIGNED BY KIM KISSNER, EMILIO CARRASQUEL AND ILLICH SALAZAR

YEAR	TEAM	AVG	G	AB	R	H	2B	3B	HR	RBI	BB	SO	SB	CS	OBP	SLG	OPS	E
2015	DSL Mariners	.224	50	174	32	39	8	2	22	18	44	9	6	295	.328	.623	2	
2016	DSL Mariners	.278	31	133	30	37	6	2	5	15	10	23	12	2	.331	.466	.797	0
	AZL Mariners	.285	33	130	13	37	8	2	1	19	7	36	9	3	.324	.400	.724	2
2017	Tacoma	.400	3	5	0	2	0	0	0	0	0	1	0	0	.400	.400	.800	1
	GCL Marlins	.250	3	8	2	1	0	0	0	1	2	0	0	0	.333	.375	.708	0
	Batavia	.271	15	59	9	16	2	3	2	3	2	14	0	0	.302	.407	.709	1
	MiLB Totals	.260	163	61	95	159	27	13	10	74	45	145	35	12	.313	.395	.708	6

HERNANDEZ, MICHAEL**C**

HEIGHT 5-10 | WEIGHT 195 | BATS RIGHT | THROWS RIGHT

BORN MAY 24, 1995 IN MIAMI, FL | SCHOOL NOVA SOUTHEASTERN UNIVERSITY (FL)

ACQUIRED SIGNED AS A NON-DRAFTED FREE AGENT ON JUNE 23, 2017 | SIGNED BY MARC DELPIANO (MARLINS)

YEAR	TEAM	AVG	G	AB	R	H	2B	3B	HR	RBI	BB	SO	SB	CS	OBP	SLG	OPS	E
2017	GCL Marlins	.323	10	31	10	10	0	1	3	9	4	11	0	0	.421	.677	1.098	0
	Batavia	.169	23	77	6	13	2	0	1	5	5	25	0	0	.247	.234	.481	0
	MiLB Totals	.213	33	108	16	23	2	1	4	14	9	36	0	0	.301	.361	.662	0

HEUREAUX, DANIELSAN**OF**

HEIGHT 6-0 | WEIGHT 165 | BATS LEFT | THROWS LEFT

BORN MARCH 22, 2000 IN BANI, DOM | SCHOOL NO SCHOOL

ACQUIRED SIGNED AS AN INTERNATIONAL FREE AGENT ON JULY 2, 2016 | SIGNED BY ALBERT GONZÁLEZ AND SANDY NIN (MARLINS)

YEAR	TEAM	AVG	G	AB	R	H	2B	3B	HR	RBI	BB	SO	SB	CS	OBP	SLG	OPS	E
2017	DSL Marlins	.187	30	75	12	14	0	1	0	7	11	16	1	3	.307	.213	.520	0



HILL, TRENTON

LHP

HEIGHT 6-4 | WEIGHT 210 | BATS LEFT | THROWS LEFT

BORN MARCH 10, 1994 IN FORT SMITH, AR | SCHOOL LEE UNIVERSITY (TN)

ACQUIRED SELECTED IN THE 34TH ROUND OF THE 2016 FIRST-YEAR PLAYER DRAFT; SIGNED ON JUNE 21, 2016 | SIGNED BY CHRISTIAN CASTORRI (MARLINS)

PITCHING STATS

YEAR TEAM	W-L	ERA	G	GS	CG	SHO	SV	IP	H	R	ER	HR	HB	BB	SO	WP	BK	AVG
2016 Greensboro	1-0	36.00	1	0	0	0	0	1.0	2	4	4	1	2	0	2	0	0	.400
Batavia	3-1	2.05	17	0	0	0	0	26.1	17	7	6	0	1	16	25	1	0	.183
MilB Totals	4-1	3.29	18	0	0	0	0	27.1	19	11	10	1	3	16	27	1	0	.194

BATTING STATS

YEAR TEAM	AVG	G	AB	R	H	2B	3B	HR	RBI	BB	SO	SB	CS	OBP	SLG	OPS	F
2017 GCL Marlins	.400	7	25	4	10	3	1	0	8	7	6	0	0	.515	.600	1.115	1
Greensboro	.254	33	122	13	31	3	0	2	17	15	44	0	0	.336	.328	.664	0
MilB Totals	.279	40	147	17	41	6	1	2	25	22	50	0	0	.370	.374	.744	1

HINSHAW, CHAD

OF

HEIGHT 6-1 | WEIGHT 205 | BATS RIGHT | THROWS RIGHT

BORN SEPTEMBER 10, 1990 IN BLOOMINGTON, IL | SCHOOL ILLINOIS STATE UNIVERSITY

ACQUIRED SIGNED AS A MINOR LEAGUE FREE AGENT ON MAY 5, 2017 | SIGNED BY JOEL MURRIE (ANGELS)

YEAR TEAM	AVG	G	AB	R	H	2B	3B	HR	RBI	BB	SO	SB	CS	OBP	SLG	OPS	E
2013 Orem	.258	26	89	24	23	2	0	0	8	13	21	9	1	.412	.281	.693	2
2014 Burlington	.282	59	206	51	58	13	3	6	24	28	63	25	8	.403	.461	.864	1
Inland Empire	.261	65	264	49	69	14	8	10	46	15	65	16	7	.333	.489	.822	7
2015 AZL Angels	.308	8	26	7	8	2	1	0	4	6	6	3	0	.471	.462	.933	0
Arkansas	.289	71	263	48	76	17	0	1	26	37	75	27	5	.391	.365	.756	0
2016 AZL Angels	1.000	1	3	2	3	1	0	1	2	1	0	1	0	1.000	2.333	3.333	0
Orem	.167	4	12	0	2	1	1	0	0	0	6	0	1	.333	.417	.750	0
Arkansas	.190	57	205	26	39	6	1	5	23	20	69	14	6	.288	.302	.590	0
2017 New Orleans	.229	81	258	32	59	15	1	4	24	26	6	6	3	.309	.341	.650	1
MilB Totals	.254	372	1326	239	337	71	15	27	157	146	380	101	31	.355	.391	.747	11

HO, SHAO-PIN

INF

HEIGHT 6-0 | WEIGHT 180 | BATS RIGHT | THROWS RIGHT

BORN JUNE 5, 1994 IN TAIPEI, TWN | SCHOOL NO SCHOOL

ACQUIRED SIGNED AS AN INTERNATIONAL FREE AGENT ON FEBRUARY 14, 2017 | SIGNED BY MIKE BERGER (MARLINS)

YEAR TEAM	AVG	G	AB	R	H	2B	3B	HR	RBI	BB	SO	SB	CS	OBP	SLG	OPS	E
2017 Batavia	.184	11	38	2	7	1	0	0	2	3	6	0	1	.238	.211	.449	5
Jupiter	.667	1	3	1	2	0	0	0	0	0	0	0	0	.667	.667	1.334	0
GCL Marlins	.245	15	49	10	12	2	0	0	5	6	5	2	0	.327	.286	.613	3
MilB Totals	.233	27	90	13	21	3	0	0	7	9	11	2	1	.300	.267	.567	8

HOCK, COLTON

RHP

HEIGHT 6-4 | WEIGHT 220 | BATS RIGHT | THROWS RIGHT

BORN MARCH 15, 1996 IN BLOOMSBURG, PA | SCHOOL STANFORD UNIVERSITY

ACQUIRED SELECTED IN THE FOURTH ROUND OF THE 2017 FIRST-YEAR PLAYER DRAFT; SIGNED ON JUNE 23, 2017 | SIGNED BY JOHN HUGHES (MARLINS)

YEAR TEAM	W-L	ERA	G	GS	CG	SHO	SV	IP	H	R	ER	HR	HB	BB	SO	WP	BK	AVG
2017 GCL Marlins	0-1	7.00	4	1	0	0	0	9.0	8	7	7	1	1	0	10	0	0	.229
Batavia	1-3	6.62	7	1	0	0	0	17.2	22	14	13	2	1	12	13	1	0	.324
MilB Totals	1-4	6.75	11	2	0	0	0	26.2	30	21	20	3	2	12	23	1	0	.291

HOLLINS, BUBBA

INF

HEIGHT 6-1 | WEIGHT 200 | BATS RIGHT | THROWS RIGHT

BORN DECEMBER 6, 1995 IN ORCHARD PARK, NY | SCHOOL ST. BONAVENTURE UNIVERSITY

ACQUIRED SIGNED AS A NON-DRAFTED FREE AGENT ON AUGUST 3, 2017 | SIGNED BY BRETT WEST (MARLINS)

YEAR TEAM	AVG	G	AB	R	H	2B	3B	HR	RBI	BB	SO	SB	CS	OBP	SLG	OPS	F
2017 Batavia	.214	12	42	4	9	3	0	0	8	5	6	1	0	.313	.286	.598	0

HOLLOWAY, JORDAN

RHP

HEIGHT 6-4 | WEIGHT 190 | BATS RIGHT | THROWS RIGHT

BORN JUNE 13, 1996 IN AURORA, CO | SCHOOL RALSTON VALLEY HS (CO)

ACQUIRED SELECTED IN THE 20TH ROUND OF THE 2014 FIRST-YEAR PLAYER DRAFT; SIGNED ON JUNE 18, 2014 | SIGNED BY SCOTT STANLEY (MARLINS)

YEAR TEAM	W-L	ERA	G	GS	CG	SHO	SV	IP	H	R	ER	HR	HB	BB	SO	WP	BK	AVG
2014 GCL Marlins	1-3	6.41	10	6	0	0	0	26.2	38	24	19	0	2	8	8	4	0	.352
2015 Greensboro	0-1	7.00	2	2	0	0	0	9.0	8	7	7	0	0	6	4	4	0	.250
Batavia	5-6	2.91	14	14	0	0	0	68.0	60	27	22	0	1	36	40	15	1	.234
2016 Greensboro	2-4	6.16	8	8	0	0	0	30.2	31	23	21	8	3	15	24	5	0	.261
Batavia	0-3	6.23	5	5	0	0	0	17.1	21	17	12	0	0	13	17	2	0	.280
2017 Greensboro	1-2	5.22	11	11	0	0	0	50.0	41	31	29	10	4	22	50	8	0	.220
MilB Totals	9-19	4.91	50	46	0	0	0	201.2	199	129	110	18	10	100	143	38	1	.256



HOLMES, BEN

LHP

HEIGHT 6-1 | WEIGHT 195 | BATS LEFT | THROWS LEFT

BORN SEPTEMBER 12, 1991 IN CLACKAMAS, OR | SCHOOL OREGON STATE UNIVERSITY

ACQUIRED SELECTED IN THE NINTH ROUND OF THE 2014 FIRST_YEAR PLAYER DRAFT; SIGNED ON JUNE 11, 2014 | SIGNED BY GABE SANDY (MARLINS)

YEAR TEAM	W-L	ERA	G	GS	CG	SHO	SV	IP	H	R	ER	HR	HB	BB	SO	WP	BK	AVG
2014 Batavia	0-2	2.95	11	11	0	0	0	39.2	47	17	13	5	0	12	31	0	0	.320
2015 Greensboro	3-6	5.20	20	17	0	0	0	91.2	107	59	53	9	3	29	71	13	0	.288
Jupiter	3-1	2.92	7	7	0	0	0	37.0	32	16	12	2	1	18	29	4	0	.237
2016 Greensboro	5-0	1.36	16	0	0	0	2	46.1	24	8	7	4	1	20	43	6	0	.156
Jupiter	2-2	1.00	19	1	0	0	2	45.0	34	7	5	0	1	12	36	1	0	.213
2017 Jupiter	1-6	4.17	35	7	0	0	0	73.1	75	35	34	2	0	19	63	2	0	.266
MiLB Totals	14-17	3.35	108	43	0	0	4	333.0	319	142	124	22	6	110	273	26	0	.255

HOOVER, CHEVIS

RHP

HEIGHT 6-3 | WEIGHT 240 | BATS RIGHT | THROWS RIGHT

BORN OCTOBER 18, 1993 IN TULLAHOMA, TN | SCHOOL TENNESSE WESLEYAN UNIVERSITY

ACQUIRED SELECTED IN THE 32ND ROUND OF THE 2016 FIRST-YEAR PLAYER DRAFT; SIGNED ON JUNE 21, 2016 | SIGNED BY CHRISTIAN CASTORRI (MARLINS)

YEAR TEAM	W-L	ERA	G	GS	CG	SHO	SV	IP	H	R	ER	HR	HB	BB	SO	WP	BK	AVG
2016 Batavia	0-0	2.45	7	0	0	0	0	11.0	11	3	3	0	0	5	10	1	0	.289
2017	-- DID NOT PLAY - INJURED --																	
MiLB Totals	0-0	2.45	7	0	0	0	0	11.0	11	3	3	0	0	5	10	1	0	.289

HOVIS, REILLY

RHP

HEIGHT 6-3 | WEIGHT 195 | BATS RIGHT | THROWS RIGHT

BORN OCTOBER 27, 1993 IN GASTONIA, NC | SCHOOL UNIVERSITY OF NORTH CAROLINA

ACQUIRED SELECTED IN THE NINTH ROUND OF THE 2015 FIRST-YEAR PLAYER DRAFT; SIGNED ON JUNE 12, 2015 | SIGNED BY JOEL MATTHEWS (MARLINS)

YEAR TEAM	W-L	ERA	G	GS	CG	SHO	SV	IP	H	R	ER	HR	HB	BB	SO	WP	BK	AVG
2015	-- DID NOT PLAY - INJURED --																	
2016 Batavia	2-4	5.36	17	7	0	0	0	47.0	56	30	28	4	2	11	39	6	0	.287
2017 Greensboro	2-0	3.38	22	0	0	0	2	29.1	23	12	11	4	2	8	35	2	0	.205
MiLB Totals	4-4	4.60	39	7	0	0	2	76.1	79	42	39	8	4	19	74	8	0	.257

HOWE, BRYCE

RHP

HEIGHT 6-2 | WEIGHT 250 | BATS RIGHT | THROWS RIGHT

BORN NOVEMBER 17, 1995 IN CLAREMORE, OK | SCHOOL ORAL ROBERTS UNIVERSITY (OK)

ACQUIRED SELECTED IN THE 18TH ROUND OF THE 2017 FIRST-YEAR PLAYER DRAFT; SIGNED ON JUNE 20, 2017 | SIGNED BY BRIAN KRAFT (MARLINS)

YEAR TEAM	W-L	ERA	G	GS	CG	SHO	SV	IP	H	R	ER	HR	HB	BB	SO	WP	BK	AVG
2017 GCL Marlins	1-3	1.53	14	0	0	0	4	17.2	15	8	3	0	0	11	12	4	0	.214
Batavia	0-0	0.00	2	0	0	0	0	2.0	1	0	0	0	0	1	0	0	0	.143
MiLB Totals	1-3	1.37	16	0	0	0	4	19.2	16	8	3	0	0	11	13	4	0	.208

JIMENEZ, YEURIS

RHP

HEIGHT 6-3 | WEIGHT 185 | BATS RIGHT | THROWS RIGHT

BORN MARCH 23, 2001 IN SANTIAGO, DOM | SCHOOL NO SCHOOL

ACQUIRED SIGNED AS AN INTERNATIONAL FREE AGENT ON JULY 2, 2017 | SIGNED BY ALBERT GONZÁLEZ AND SANDY NIN (MARLINS)

YEAR TEAM	W-L	ERA	G	GS	CG	SHO	SV	IP	H	R	ER	HR	HB	BB	SO	WP	BK	AVG
-- 2018 WILL BE HIS FIRST PROFESSIONAL SEASON --																		

JONES, THOMAS

C

HEIGHT 6-4 | WEIGHT 195 | BATS RIGHT | THROWS RIGHT

BORN DECEMBER 9, 1997 IN LAURENS, SC | SCHOOL LAURENS HS (SC)

ACQUIRED SELECTED IN THE 3RD ROUND OF THE 2016 FIRST-YEAR PLAYER DRAFT; SIGNED ON JULY 15, 2016 | SIGNED BY BLAKE NEWSOME (MARLINS)

YEAR TEAM	AVG	G	AB	R	H	2B	3B	HR	RBI	BB	SO	SB	CS	OBP	SLG	OPS	F
2016 GCL Marlins	.234	19	64	11	15	3	1	0	6	11	20	6	2	.380	.313	.693	2
2017 Batavia	.181	68	238	31	43	10	4	2	21	34	94	7	6	.315	.282	.597	4
MiLB Totals	.192	87	302	42	58	13	5	2	27	45	114	13	8	.329	.288	.617	6



JUENGL, MATT

INF

HEIGHT 6-2 | WEIGHT 185 | BATS RIGHT | THROWS RIGHT

BORN JANUARY 13, 1990 IN HOUSTON, TX | SCHOOL TEXAS A&M UNIVERSITY

ACQUIRED SELECTED IN THE 24TH ROUND OF THE 2012 FIRST-YEAR PLAYER DRAFT; SIGNED ON JULY 1, 2016 | SIGNED BY BLAKE NEWSOME (MARLINS)

YEAR TEAM	AVG	G	AB	R	H	2B	3B	HR	RBI	BB	SO	SB	CS	OBP	SLG	OPS	E
2012 Jamestown	.218	46	179	25	39	3	4	1	16	13	26	2	1	.293	.296	.589	13
2013 Greensboro	.270	123	444	61	120	22	1	14	63	40	56	6	4	.343	.419	.762	10
2014 New Orleans Jupiter	.231 .272	3 132	13 511	1 80	3 139	0 32	0 6	0 6	3 65	0 36	2 75	0 23	0 2	.231 .330	.462 .393	.693 .723	0 7
2015 Jacksonville	.245	123	437	54	107	21	4	17	67	30	66	3	1	.293	.428	.721	6
2016 Jacksonville New Orleans	.284 .263	21 110	74 392	10 57	21 103	2 25	4 4	1 11	11 53	3 32	6 76	0 0	1 2	.304 .325	.378 .431	.682 .756	3 12
2017 Jupiter New Orleans	.250 .250	3 59	8 200	1 22	2 50	1 13	0 2	0 5	0 22	0 13	3 35	0 1	0 1	.500 .301	.375 .410	.875 .711	0 5
MLB Totals	.259	620	2258	311	584	119	22	56	300	170	345	36	11	.319	.405	.724	56

KARAS, DENIS

INF

HEIGHT 5-11 | WEIGHT 180 | BATS RIGHT | THROWS RIGHT

BORN NOVEMBER 27, 1995 IN LAFAYETTE, CA | SCHOOL UNIVERSITY OF CALIFORNIA - BERKELEY

ACQUIRED SELECTED IN THE 10TH ROUND OF THE 2017 FIRST-YEAR PLAYER DRAFT; SIGNED ON JUNE 21, 2017 | SIGNED BY JOHN HUGHES (MARLINS)

YEAR TEAM	AVG	G	AB	R	H	2B	3B	HR	RBI	BB	SO	SB	CS	OBP	SLG	OPS	E
2017 GCL Marlins Batavia	.171 .108	38 11	129 37	20 1	22 4	5 0	0 0	2 0	15 0	14 4	42 10	3 0	0 0	.270 .214	.256 .108	.526 .322	8 1
MLB Totals	.157	49	166	21	26	5	0	2	15	18	52	3	0	.258	.223	.481	9

KELLER, KYLE

RHP

HEIGHT 6-4 | WEIGHT 200 | BATS RIGHT | THROWS RIGHT

BORN APRIL 28, 1993 IN METAIRIE, LA | SCHOOL SOUTHEASTERN LOUISIANA UNIVERSITY

ACQUIRED SELECTED IN THE 18TH ROUND OF THE 2015 FIRST-YEAR PLAYER DRAFT; SIGNED ON JUNE 14, 2015 | SIGNED BY MARK WILLOUGHBY (MARLINS)

YEAR TEAM	W-L	ERA	G	GS	CG	SHO	SV	IP	H	R	ER	HR	HB	BB	SO	WP	BK	AVG
2015 Greensboro Jupiter Batavia	0-0 0-0 0-3	9.35 0.00 5.19	6 0 10	0 0 0	0 0 0	0 0 0	0 1 17	12 1 17	9 0 11	9 0 10	9 0 10	1 0 2	1 0 9	15 0 19	0 0 2	0 0 1	0 0 0	.324 .250 .246
2016 Greensboro 2017 Greensboro	3-2 2-0	3.35 2.28	29 36	0 2	0 0	0 0	1 8	45.2 67.0	40 50	19 18	17 17	4 2	3 5	13 21	57 86	2 6	0 0	.233 .208
MLB Totals	5-5	3.41	82	2	0	0	9	140.0	120	57	53	7	11	51	177	9	0	.230

KINLEY, JEFF

LHP

HEIGHT 6-1 | WEIGHT 195 | BATS LEFT | THROWS LEFT

BORN FEBRUARY 15, 1992 IN SAGINAW, MI | SCHOOL MICHIGAN STATE UNIVERSITY

ACQUIRED SELECTED IN THE 28TH ROUND OF THE 2015 FIRST-YEAR PLAYER DRAFT; SIGNED ON JUNE 14, 2015 | SIGNED BY ERICK BROCK (MARLINS)

YEAR TEAM	W-L	ERA	G	GS	CG	SHO	SV	IP	H	R	ER	HR	HB	BB	SO	WP	BK	AVG
2015 Batavia GCL Marlins Greensboro	0-0 2-0 0-1	11.81 0.84 3.66	5 5 9	0 0 0	0 0 0	0 0 0	0 1 0	5.1 10.2 19.2	11 7 18	11 1 8	11 0 8	0 0 3	0 0 1	3 2 2	6 9 20	1 0 2	0 0 0	.407 .189 .237
2016 Jupiter Greensboro	0-0 5-2	16.20 2.77	1 32	0 0	0 0	0 0	0 0	1.2 55.1	5 39	3 17	3 17	1 5	0 2	0 27	1 49	0 5	0 0	.556 .203
2017 Jupiter Jacksonville	2-0 0-1	1.30 4.85	21 20	0 0	0 0	0 0	6 1	27.2 26.0	21 30	6 15	4 14	1 2	0 1	7 14	28 15	2 7	1 1	.212 .291
MLB Totals	9-4	3.32	93	0	0	0	8	146.1	131	61	54	12	4	55	128	17	1	.241

KNAPP, AARON

OF

HEIGHT 5-10 | WEIGHT 175 | BATS LEFT | THROWS RIGHT

BORN NOVEMBER 4, 1994 IN ROSEVILLE, CA | SCHOOL UNIVERSITY OF CALIFORNIA - BERKELEY

ACQUIRED SELECTED IN THE EIGHTH ROUND OF THE 2016 FIRST-YEAR PLAYER DRAFT; SIGNED ON JUNE 21, 2016 | SIGNED BY JOHN HUGHES (MARLINS)

YEAR TEAM	AVG	G	AB	R	H	2B	3B	HR	RBI	BB	SO	SB	CS	OBP	SLG	OPS	E
2016 Batavia	.253	60	217	31	55	7	2	1	21	25	56	19	7	.339	.318	.657	3
2017 Greensboro	.218	119	427	59	93	9	6	5	36	59	142	34	14	.317	.302	.619	3
MLB Totals	.230	179	644	90	148	16	8	6	57	84	198	53	21	.324	.307	.631	6

KOLEK, TYLER

RHP

HEIGHT 6-5 | WEIGHT 250 | BATS RIGHT | THROWS RIGHT

BORN DECEMBER 15, 1995 IN SHEPHERD, TX | SCHOOL SHEPHERD HS (TX)

ACQUIRED SELECTED IN THE FIRST ROUND (2ND OVERALL) OF THE 2014 FIRST-YEAR PLAYER DRAFT; SIGNED ON JUNE 16, 2014 | SIGNED BY RYAN WARDINSKY (MARLINS)

YEAR TEAM	W-L	ERA	G	GS	CG	SHO	SV	IP	H	R	ER	HR	HB	BB	SO	WP	BK	AVG
2014 GCL Marlins	0-3	4.50	9	8	0	0	0	22.0	22	17	11	0	2	13	18	2	1	.275
2015 Greensboro	4-10	4.56	25	25	0	0	0	108.2	108	70	55	7	13	61	81	18	1	.258
2016	-- DID NOT PLAY - INJURED --																	
2017 GCL Marlins	0-0	29.45	5	4	0	0	0	3.2	4	13	12	0	3	14	1	9	0	.286
MLB Totals	4-13	5.23	39	37	0	0	0	134.1	134	100	78	7	18	88	100	29	2	.262



FRONT OFFICE | FIELD AND CLUBHOUSE STAFF | PLAYERS | 2017 IN REVIEW | CLUB HISTORY | POSTSEASON HISTORY | PLAYER DEVELOPMENT | 2018 OPPONENTS | GENERAL INFORMATION

KOPLOVE, KENNY**RHP**

HEIGHT 6-2 | WEIGHT 170 | BATS RIGHT | THROWS RIGHT

BORN AUGUST 2, 1993 IN PHILADELPHIA, PA | SCHOOL DUKE UNIVERSITY

ACQUIRED SIGNED AS A MINOR LEAGUE FREE AGENT ON MAY 4, 2017 | SIGNED BY PAUL MURPHY (PHILLIES)

YEAR	TEAM	W-L	ERA	G	GS	CG	SHO	SV	IP	H	R	ER	HR	HB	BB	SO	WP	BK	AVG
2015	Williamsport	2-3	4.50	23	0	0	0	0	34.0	34	18	17	2	3	17	27	2	0	.270
2016	Lakewood	0-1	15.43	10	0	0	0	0	11.2	20	20	20	3	0	14	9	2	0	.377
	Williamsport	0-1	3.76	16	0	0	0	0	26.1	28	12	11	1	2	14	24	4	0	.267
2017	Lakewood	0-0	27.00	2	0	0	0	0	3.1	5	10	10	0	1	8	3	1	0	.357
	Batavia	3-2	4.15	16	0	0	0	1	17.1	16	12	8	0	2	12	23	4	0	.235
	MLB Totals	5-7	6.41	67	0	0	0	1	92.2	103	72	66	6	8	65	86	13	0	.281

LARA, GARVIS**INF**

HEIGHT 6-1 | WEIGHT 170 | BATS LEFT | THROWS RIGHT

BORN MAY 19, 1996 IN BANI, DOM | SCHOOL NO SCHOOL

ACQUIRED SIGNED AS AN INTERNATIONAL FREE AGENT ON JULY 13, 2013 | SIGNED BY ALBERT GONZÁLEZ AND SANDY NIN (MARLINS)

YEAR	TEAM	AVG	G	AB	R	H	2B	3B	HR	RBI	BB	SO	SB	CS	OBP	SLG	OPS	E
2014	DSL Marlins	.237	54	219	34	52	6	5	0	17	14	54	8	8	.293	.311	.604	19
2015	GCL Marlins	.281	53	192	27	54	3	5	0	16	17	41	13	2	.336	.349	.685	19
2016	Batavia	.065	9	31	2	2	0	0	0	1	3	11	0	0	.147	.065	.212	3
2017	Greensboro	.233	20	60	9	14	3	0	2	5	6	19	8	1	.303	.383	.686	7
	MLB Totals	.243	136	502	72	122	12	10	2	39	40	125	29	11	.302	.319	.621	48

LARA, YEREMIN**RHP**

HEIGHT 6-1 | WEIGHT 160 | BATS RIGHT | THROWS RIGHT

BORN NOVEMBER 6, 1998 IN SANTO DOMINGO CENTRO, DOM | SCHOOL NO SCHOOL

ACQUIRED SIGNED AS AN INTERNATIONAL FREE AGENT ON SEPTEMBER 8, 2015 | SIGNED BY ALBERT GONZÁLEZ AND SANDY NIN (MARLINS)

YEAR	TEAM	W-L	ERA	G	GS	CG	SHO	SV	IP	H	R	ER	HR	HB	BB	SO	WP	BK	AVG
2016	DSL Marlins	0-5	2.73	11	0	0	0	1	29.2	36	23	9	1	3	10	20	11	0	.290
2017	GCL Marlins	0-0	12.27	2	0	0	0	0	3.2	5	5	5	0	0	4	1	2	0	.313
	DSL Marlins	1-1	2.76	11	2	0	0	1	16.1	11	6	5	0	5	12	12	6	1	.200
	MLB Totals	1-6	3.44	24	2	0	0	2	49.2	52	34	19	1	8	26	33	19	1	.267

LEBRON, OMAR**OF**

HEIGHT 6-0 | WEIGHT 175 | BATS LEFT | THROWS LEFT

BORN APRIL 11, 1999 IN SANTO DOMINGO, DOM | SCHOOL NO SCHOOL

ACQUIRED SIGNED AS AN INTERNATIONAL FREE AGENT ON JULY 2, 2016 | SIGNED BY ALBERT GONZÁLEZ AND SANDY NIN (MARLINS)

YEAR	TEAM	AVG	G	AB	R	H	2B	3B	HR	RBI	BB	SO	SB	CS	OBP	SLG	OPS	E
2017	DSL Marlins	.249	67	241	60	60	7	4	3	34	46	40	29	11	.391	.349	.740	12

LEE, DYLAN**LHP**

HEIGHT 6-4 | WEIGHT 210 | BATS LEFT | THROWS LEFT

BORN AUGUST 1, 1994 IN DINUBA, CA | SCHOOL FRESNO STATE UNIVERSITY

ACQUIRED SELECTED IN THE 10TH ROUND OF THE 2016 FIRST-YEAR PLAYER DRAFT; SIGNED ON JUNE 11, 2016 | SIGNED BY JOHN HUGHES (MARLINS)

YEAR	TEAM	W-L	ERA	G	GS	CG	SHO	SV	IP	H	R	ER	HR	HB	BB	SO	WP	BK	AVG
2016	GCL Marlins	0-0	3.00	4	0	0	0	0	6.0	3	2	2	0	0	2	6	2	0	.136
	Batavia	0-1	2.35	9	6	0	0	1	23.0	18	9	6	0	2	7	7	1	1	.220
2017	Greensboro	4-10	4.85	19	19	0	0	0	98.1	104	56	53	13	8	23	73	4	0	.276
	MLB Totals	4-11	4.31	32	25	0	0	1	127.1	125	67	61	13	10	32	86	8	1	.260

LILEK, BRETT**LHP**

HEIGHT 6-4 | WEIGHT 195 | BATS LEFT | THROWS LEFT

BORN AUGUST 10, 1993 IN HAZEL CREST, IL | SCHOOL ARIZONA STATE UNIVERSITY

ACQUIRED SELECTED IN THE SECOND ROUND OF THE 2015 FIRST-YEAR PLAYER DRAFT; SIGNED ON JUNE 12, 2015 | SIGNED BY SCOTT STANLEY (MARLINS)

YEAR	TEAM	W-L	ERA	G	GS	CG	SHO	SV	IP	H	R	ER	HR	HB	BB	SO	WP	BK	AVG
2015	Batavia	1-2	3.34	11	10	0	0	0	35.0	30	14	13	1	2	7	43	1	0	.231
2016	Greensboro	0-1	5.06	7	5	0	0	0	16.0	19	11	9	1	3	16	13	6	0	.311
2017									--- DID NOT PLAY - INJURED ---										
	MLB Totals	1-3	3.88	18	15	0	0	0	51.0	49	25	22	2	5	23	56	7	0	.257

LILLIE, RYAN**RHP**

HEIGHT 6-0 | WEIGHT 210 | BATS RIGHT | THROWS RIGHT

BORN MAY 1, 1996 IN MURIETA, CA | SCHOOL UNIVERSITY OF CALIFORNIA - RIVERSIDE

ACQUIRED SELECTED IN THE FIFTH ROUND OF THE 2017 FIRST-YEAR PLAYER DRAFT; SIGNED ON JUNE 21, 2017 | SIGNED BY ROBBY CORSARO (MARLINS)

YEAR	TEAM	W-L	ERA	G	GS	CG	SHO	SV	IP	H	R	ER	HR	HB	BB	SO	WP	BK	AVG
2017	GCL Marlins	0-0	0.00	2	0	0	0	0	2.2	0	0	0	0	1	1	3	0	0	.000
	Batavia	0-5	4.35	9	7	0	0	0	31.0	34	22	15	1	1	5	27	5	1	.264
	Greensboro	0-0	0.00	1	0	0	0	0	2.0	1	0	0	0	0	4	0	0	0	.143
	MLB Totals	0-5	3.79	12	7	0	0	0	35.2	35	22	15	1	2	6	34	5	1	.243



LOPEZ, BJ

C

HEIGHT 5-9 | WEIGHT 195 | BATS RIGHT | THROWS RIGHT

BORN SEPTEMBER 29, 1994 IN BOCA, PUR | SCHOOL GRAND STREET CAMPUS HS (NY)

ACQUIRED SELECTED IN THE MINOR LEAGUE PHASE OF THE 2017 RULE 5 DRAFT | SIGNED BY TODD DONOVAN (DIAMONDBACKS)

YEAR TEAM	AVG	G	AB	R	H	2B	3B	HR	RBI	BB	SO	SB	CS	OBP	SLG	OPS	E
2012 AZL D-backs	.071	9	14	2	1	0	0	0	0	6	9	2	0	.381	.071	.452	0
2013 AZL D-backs	.255	31	94	15	24	4	1	0	10	18	29	0	0	.381	.319	.700	3
2014 Missoula	.252	33	119	7	30	2	0	1	11	7	24	0	1	.305	.294	.599	3
South Bend	.202	27	89	6	18	0	0	0	12	8	24	1	0	.270	.202	.472	1
2015 AZL D-backs	.200	6	15	0	3	0	0	0	2	1	4	0	0	.250	.200	.450	1
Hillsboro	.182	11	33	1	6	0	0	0	1	1	5	0	0	.229	.182	.411	0
2016 Missoula	.208	6	24	1	5	1	0	0	0	0	1	0	0	.208	.250	.458	0
Kane County	.183	21	71	4	13	0	1	0	6	10	14	0	1	.280	.211	.491	5
2017 Visalia	.071	4	14	0	1	0	0	0	0	0	4	0	0	.071	.071	.142	1
Jackson	.286	3	7	1	2	0	0	0	0	0	1	1	0	.286	.286	.572	0
Kane County	.280	28	82	9	23	6	0	0	9	16	9	0	1	.394	.354	.748	4
MilB Totals	.224	179	562	46	126	13	2	1	51	67	124	4	3	.311	.260	.571	18

LUSIGNAN, COLBY

OF

HEIGHT 6-4 | WEIGHT 230 | BATS LEFT | THROWS RIGHT

BORN NOVEMBER 15, 1992 IN SORRENTO, FL | SCHOOL LANDER UNIVERSITY

ACQUIRED SELECTED IN THE 28TH ROUND OF THE 2016 FIRST-YEAR PLAYER DRAFT; SIGNED ON JUNE 16, 2016 | SIGNED BY BLAKE NEWSOME (MARLINS)

YEAR TEAM	AVG	G	AB	R	H	2B	3B	HR	RBI	BB	SO	SB	CS	OBP	SLG	OPS	E
2016 Batavia	.091	9	33	3	3	1	0	0	6	6	19	0	0	.231	.121	.352	0
GCL Marlins	.319	31	113	15	36	9	1	2	17	20	35	1	2	.422	.469	.891	2
2017 Greensboro	.243	80	304	44	74	19	3	9	49	26	117	2	1	.315	.414	.729	4
Jupiter	.285	46	179	20	51	12	0	6	25	17	48	2	1	.348	.453	.801	10
MilB Totals	.261	166	629	82	164	41	4	17	97	69	219	5	4	.340	.420	.760	16

MACHADO, JULIO

INF

HEIGHT 6-0 | WEIGHT 185 | BATS RIGHT | THROWS RIGHT

BORN SEPTEMBER 12, 2000 IN MIRANDA, VEN | SCHOOL NO SCHOOL

ACQUIRED SIGNED AS AN INTERNATIONAL FREE AGENT ON JULY 2, 2017 | SIGNED BY ALBERT GONZÁLEZ (MARLINS)

YEAR TEAM	AVG	G	AB	R	H	2B	3B	HR	RBI	BB	SO	SB	CS	OBP	SLG	OPS	E
2018 WILL BE HIS FIRST PROFESSIONAL SEASON																	

MAHAN, RILEY

INF

HEIGHT 6-3 | WEIGHT 185 | BATS LEFT | THROWS RIGHT

BORN DECEMBER 31, 1995 IN MILFORD, OH | SCHOOL UNIVERSITY OF KENTUCKY

ACQUIRED SELECTED IN THE THIRD ROUND OF THE 2017 FIRST-YEAR PLAYER DRAFT; SIGNED ON JUNE 21, 2017 | SIGNED BY ALEX SMITH (MARLINS)

YEAR TEAM	AVG	G	AB	R	H	2B	3B	HR	RBI	BB	SO	SB	CS	OBP	SLG	OPS	E
2017 Greensboro	.259	6	27	4	7	1	0	1	4	0	7	0	0	.259	.407	.667	0

MAHONEY, KOLTON

RHP

HEIGHT 6-1 | WEIGHT 195 | BATS RIGHT | THROWS RIGHT

BORN MAY 20, 1992 IN OGDEN, UT | SCHOOL BRIGHAM YOUNG UNIVERSITY

ACQUIRED SIGNED AS A MINOR LEAGUE FREE AGENT ON MAY 30, 2017 | SIGNED BY (YANKEES)

YEAR TEAM	W-L	FRA	G	GS	CG	SHO	SV	IP	H	R	ER	HR	HB	BB	SO	WP	BK	AVG
2015 Staten Island	3-2	2.29	12	10	0	0	0	55.0	49	16	14	2	4	11	50	4	1	.236
2016 Staten Island	4-4	2.92	12	8	1	1	0	61.2	65	25	20	2	4	16	47	2	0	.275
2017 Charleston	1-2	1.85	11	0	0	0	1	24.1	24	6	5	0	3	7	26	4	0	.253
Greensboro	5-5	4.08	18	13	0	0	0	79.1	82	42	36	10	4	10	74	7	1	.266
MilB Totals	13-13	3.06	53	31	1	1	1	220.1	220	89	75	14	15	44	197	17	2	.260

MARINEZ, YNMANOL

INF

HEIGHT 6-0 | WEIGHT 180 | BATS RIGHT | THROWS RIGHT

BORN APRIL 12, 2001 IN PERAVIA, DOM | SCHOOL NO SCHOOL

ACQUIRED SIGNED AS AN INTERNATIONAL FREE AGENT ON JULY 2, 2017 | SIGNED BY ALBERT GONZÁLEZ (MARLINS)

YEAR TEAM	AVG	G	AB	R	H	2B	3B	HR	RBI	BB	SO	SB	CS	OBP	SLG	OPS	E
2018 WILL BE HIS FIRST PROFESSIONAL SEASON																	

FRONT OFFICE

FIELD AND CLUBHOUSE STAFF

PLAYERS

2017 IN REVIEW

CLUB HISTORY

POSTSEASON HISTORY

PLAYER DEVELOPMENT

2018 OPPONENTS

GENERAL INFORMATION



MARTINEZ, EDGAR**RHP**

HEIGHT 6-1 | WEIGHT 170 | BATS RIGHT | THROWS RIGHT

BORN JULY 13, 1997 IN BAJOS DE HAINA, DOM | SCHOOL NO SCHOOL

ACQUIRED SIGNED AS AN INTERNATIONAL FREE AGENT ON MAY 16, 2016 | SIGNED BY ALBERT GONZÁLEZ, SANDY NIN AND DOMINGO ORTEGA (MARLINS)

YEAR TEAM	W-L	ERA	G	GS	CG	SHO	SV	IP	H	R	ER	HR	HB	BB	SO	WP	BK	AVG
2016 DSL Marlins	0-1	4.50	5	3	0	0	0	16.0	20	11	8	0	1	9	12	8	1	.313
2017 DSL Marlins	1-1	4.15	8	0	0	0	0	8.2	16	8	4	0	1	3	8	5	0	.457
GCL Marlins	0-0	10.03	7	0	0	0	0	11.2	18	14	13	1	0	7	7	3	0	.346
MLB Totals	1-2	6.19	20	3	0	0	0	36.1	54	33	25	1	2	19	27	16	1	.358

MARTINEZ, LEUDY**RHP**

HEIGHT 6-2 | WEIGHT 180 | BATS RIGHT | THROWS RIGHT

BORN JUNE 9, 2000 IN SANTO DOMINGO, DOM | SCHOOL NO SCHOOL

ACQUIRED SIGNED AS AN INTERNATIONAL FREE AGENT JULY 2, 2016 | SIGNED BY ALBERT GONZÁLEZ, SANDY NIN AND DOMINGO ORTEGA (MARLINS)

YEAR TEAM	W-L	ERA	G	GS	CG	SHO	SV	IP	H	R	ER	HR	HB	BB	SO	WP	BK	AVG
2017 DSL Marlins	0-5	4.97	12	12	0	0	0	29.0	28	26	16	0	3	18	22	5	0	.252

MATEO, ALEJANDRO**RHP**

HEIGHT 6-2 | WEIGHT 200 | BATS RIGHT | THROWS RIGHT

BORN JANUARY 18, 1994 IN HIALEAH, FL | SCHOOL NOVA SOUTHEASTERN UNIVERSITY (FL)

ACQUIRED SELECTED IN THE 22ND ROUND OF THE 2016 FIRST-YEAR PLAYER DRAFT; SIGNED ON JUNE 16, 2016 | SIGNED BY ADRIAN PUIG (MARLINS)

YEAR TEAM	W-L	ERA	G	GS	CG	SHO	SV	IP	H	R	ER	HR	HB	BB	SO	WP	BK	AVG
2016 GCL Marlins	0-1	5.40	3	0	0	0	0	3.1	4	2	2	0	0	1	5	1	0	.286
Batavia	2-2	3.91	10	0	0	0	0	23.0	28	11	10	2	1	4	24	0	2	.301
Greensboro	0-0	4.50	4	0	0	0	0	8.0	6	4	4	0	0	4	4	0	0	.207
2017 Greensboro	1-3	7.25	10	3	0	0	0	22.1	25	19	18	7	7	6	29	3	1	.281
Batavia	3-4	3.86	15	15	0	0	0	74.2	82	40	32	5	4	14	79	4	4	.275
MLB Totals	6-10	4.52	42	18	0	0	0	131.1	145	76	66	14	12	29	141	8	7	.277

McKAY, RYAN**RHP**

HEIGHT 6-4 | WEIGHT 195 | BATS RIGHT | THROWS RIGHT

BORN SEPTEMBER 20, 1996 IN MELBOURNE, FL | SCHOOL SATELLITE HS (FL)

ACQUIRED SELECTED IN THE 11TH ROUND OF THE 2015 FIRST-YEAR PLAYER DRAFT; SIGNED ON JUNE 17, 2015 | SIGNED BY DAVE DANGLER (MARLINS)

YEAR TEAM	W-L	ERA	G	GS	CG	SHO	SV	IP	H	R	ER	HR	HB	BB	SO	WP	BK	AVG
2015 GCL Marlins	1-3	4.15	10	7	0	0	0	34.2	42	22	16	0	2	21	17	2	0	.300
2016 Batavia	1-4	5.31	11	11	0	0	0	39.0	42	33	23	4	6	21	26	7	0	.282
GCL Marlins	0-1	3.72	4	1	0	0	0	9.2	15	8	4	1	0	2	7	1	0	.385
2017 Batavia	1-1	4.50	17	0	0	0	1	30.0	31	22	15	2	3	11	18	5	0	.256
MLB Totals	3-9	4.61	42	19	0	0	1	113.1	130	85	58	7	11	55	68	15	0	.290

MEJIA, HUMBERTO**RHP**

HEIGHT 6-3 | WEIGHT 175 | BATS RIGHT | THROWS RIGHT

BORN MARCH 3, 1997 IN PANAMA CITY, PAN | SCHOOL NO SCHOOL

ACQUIRED SIGNED AS AN INTERNATIONAL FREE AGENT ON SEPTEMBER 16, 2013 | SIGNED BY LUIS CORDOBA AND ALBERT GONZÁLEZ (MARLINS)

YEAR TEAM	W-L	ERA	G	GS	CG	SHO	SV	IP	H	R	ER	HR	HB	BB	SO	WP	BK	AVG
2015 DSL Marlins	3-3	1.69	13	13	0	0	0	74.2	58	20	14	1	2	14	71	10	0	.216
2016 GCL Marlins	3-3	2.45	10	2	0	0	0	40.1	38	15	11	1	2	8	34	5	0	.247
Batavia	1-2	4.82	3	2	0	0	0	9.1	10	6	5	1	2	2	15	1	0	.286
MLB Totals	7-8	2.17	26	17	0	0	0	124.1	106	41	30	3	6	24	120	16	0	.231

MENDEZ, JOSAN**RHP**

HEIGHT 6-2 | WEIGHT 180 | BATS RIGHT | THROWS RIGHT

BORN JULY 10, 2000 IN AZUA, DOM | SCHOOL NO SCHOOL

ACQUIRED SIGNED AS INTERNATIONAL FREE AGENT ON JULY 3, 2017 | SIGNED BY ALBERT GONZÁLEZ (MARLINS)

YEAR TEAM	W-L	ERA	G	GS	CG	SHO	SV	IP	H	R	ER	HR	HB	BB	SO	WP	BK	AVG
2018 WILL BE HIS FIRST PROFESSIONAL SEASON																		

MERCADO, JAN**C**

HEIGHT 6-1 | WEIGHT 185 | BATS RIGHT | THROWS RIGHT

BORN AUGUST 28, 1999 IN AIBONITO, PUR | SCHOOL PUERTO RICO BASEBALL ACADEMY (GURABO, PUR)

ACQUIRED SELECTED IN THE 13TH ROUND OF THE 2017 FIRST-YEAR PLAYER DRAFT; SIGNED ON JULY 4, 2017 | SIGNED BY ADRIAN PUIG (MARLINS)

YEAR TEAM	AVG	G	AB	R	H	2B	3B	HR	RBI	BB	SO	SB	CS	OBP	SLG	OPS	E
2017 GCL Marlins	.079	11	38	1	3	0	0	0	2	4	15	0	1	.167	.079	.246	1



MERCEDES, ENMANUEL**RHP**

HEIGHT **6-3** | WEIGHT **160** | BATS **LEFT** | THROWS **RIGHT**
 BORN **DECEMBER 9, 1997** IN **BANI, DOM** | SCHOOL **NO SCHOOL**

ACQUIRED **SIGNED AS AN INTERNATIONAL FREE AGENT ON OCTOBER 8, 2016** | SIGNED BY **ALBERT GONZÁLEZ AND SANDY NIN (MARLINS)**

YEAR TEAM	W-L	ERA	G	GS	CG	SHO	SV	IP	H	R	ER	HR	HB	BB	SO	WP	BK	AVG
2017 GCL Marlins	1-1	16.20	2	0	0	0	0	1.2	0	3	3	0	1	2	3	0	0	.000
DSL Marlins	2-1	6.75	12	0	0	0	1	16.0	17	16	12	0	4	7	15	3	0	.274
MilB Totals	3-2	7.64	14	0	0	0	1	17.2	17	19	15	0	5	9	18	3	9	.254

MERTZ, MICHAEL**RHP**

HEIGHT **6-2** | WEIGHT **220** | BATS **RIGHT** | THROWS **RIGHT**

BORN **SEPTEMBER 24, 1993** IN **NEWARK, DE** | SCHOOL **UNIVERSITY OF ILLINOIS**

ACQUIRED **SELECTED IN THE 14TH ROUND OF THE 2016 FIRST-YEAR PLAYER DRAFT; SIGNED ON JUNE 28, 2016** | SIGNED BY **BRIAN KRAFT (MARLINS)**

YEAR TEAM	W-L	ERA	G	GS	CG	SHO	SV	IP	H	R	ER	HR	HB	BB	SO	WP	BK	AVG
2016 GCL Marlins	0-0	0.00	3	0	0	0	0	4.0	1	0	0	0	0	4	0	0	0	.077
Batavia	1-2	4.44	10	5	0	0	0	24.1	24	13	12	0	2	18	11	5	0	.270
2017 Greensboro	9-1	1.80	40	1	0	0	0	75.0	48	17	15	3	8	28	78	3	0	.184
MilB Totals	10-3	2.35	53	6	0	0	4	103.1	73	30	27	3	10	46	93	8	0	.201

MILLAN, J.C.**INF**

HEIGHT **6-0** | WEIGHT **185** | BATS **RIGHT** | THROWS **RIGHT**

BORN **JANUARY 18, 1996** IN **HAVANA, CUB** | SCHOOL **BROWARD COLLEGE (FL)**

ACQUIRED **SIGNED AS A NON-DRAFTED FREE AGENT ON JULY 7, 2016** | SIGNED BY **ADRIAN PUIG (MARLINS)**

YEAR TEAM	AVG	G	AB	R	H	2B	3B	HR	RBI	BB	SO	SB	CS	OBP	SLG	OPS	E
2016 GCL Marlins	.177	24	79	9	14	2	1	0	8	5	9	2	1	.250	.228	.478	3
2017 Batavia	.273	12	44	8	12	2	1	1	5	2	9	0	0	.304	.432	.736	0
Greensboro	.231	27	104	10	24	7	0	1	6	5	33	2	2	.266	.327	.583	6
MilB Totals	.220	63	227	27	50	11	2	2	19	12	51	4	3	.267	.313	.580	9

MILLER, BRANDON**RHP**

HEIGHT **6-4** | WEIGHT **210** | BATS **RIGHT** | THROWS **RIGHT**

BORN **FEBRUARY 18, 1998** IN **EPHRATA, PA** | SCHOOL **MILLERSVILLE UNIVERSITY**

ACQUIRED **FROM MARINERS WITH BRANDON MILLER, LUKAS SCHIRALDI AND PABLO LOPEZ IN EXCHANGE FOR DAVID PHELPS ON JULY 20, 2017**
 SIGNED BY **ROSS VECCHIO (MARINERS)**

YEAR TEAM	W-L	ERA	G	GS	CG	SHO	SV	IP	H	R	ER	HR	HB	BB	SO	WP	BK	AVG
2016 Everett	4-2	2.72	14	13	0	0	0	56.1	47	18	17	3	4	7	51	3	0	.226
2017 Clinton	9-4	3.65	18	18	0	0	0	101.0	96	46	41	11	5	23	94	3	1	.254
Greensboro	0-3	8.86	5	5	0	0	0	21.1	31	25	21	8	1	7	12	1	0	.326
MilB Totals	13-9	3.98	37	36	0	0	0	178.2	174	89	79	22	10	37	157	7	1	.256

MILLER, BRIAN**INF**

HEIGHT **6-1** | WEIGHT **186** | BATS **RIGHT** | THROWS **RIGHT**

BORN **AUGUST 20, 1995** IN **RALEIGH, NC** | SCHOOL **UNIVERSITY OF NORTH CAROLINA**

ACQUIRED **SELECTED IN THE CBA ROUND OF THE 2017 FIRST-YEAR PLAYER DRAFT; SIGNED ON JUNE 21, 2017** | SIGNED BY **BLAKE NEWSOME (MARLINS)**

YEAR TEAM	AVG	G	AB	R	H	2B	3B	HR	RBI	BB	SO	SB	CS	OBP	SLG	OPS	E
2017 Greensboro	.322	57	233	42	75	17	1	1	28	23	35	21	6	.384	.416	.800	2

MOJICA, LUIS**RHP**

HEIGHT **6-1** | WEIGHT **190** | BATS **RIGHT** | THROWS **RIGHT**

BORN **FEBRUARY 18, 1998** IN **EL SEIBO, DOM** | SCHOOL **NO SCHOOL**

ACQUIRED **SIGNED AS AN INTERNATIONAL FREE AGENT ON JULY 4, 2014** | SIGNED BY **ALBERT GONZÁLEZ, ALIX MARTINEZ AND SANDY NIN (MARLINS)**

YEAR TEAM	W-L	ERA	G	GS	CG	SHO	SV	IP	H	R	ER	HR	HB	BB	SO	WP	BK	AVG
2015 DSL Marlins	3-5	4.81	12	11	0	0	0	48.2	63	36	26	0	3	21	37	13	0	.312
2016 GCL Marlins	0-1	2.70	13	0	0	0	0	20.0	20	7	6	1	2	7	13	0	0	.278
MilB Totals	3-6	4.19	25	11	0	0	0	68.2	83	43	32	1	5	28	50	13	0	.303

MONTERO, ALVARO**INF**

HEIGHT **5-11** | WEIGHT **155** | BATS **LEFT** | THROWS **RIGHT**

BORN **JANUARY 18, 1996** IN **BANI, DOM** | SCHOOL **NO SCHOOL**

ACQUIRED **SIGNED AS AN INTERNATIONAL FREE AGENT ON MAY 19, 2017** | SIGNED BY **ALBERT GONZÁLEZ, SANDY NIN AND DOMINGO ORTEGA (MARLINS)**

YEAR TEAM	AVG	G	AB	R	H	2B	3B	HR	RBI	BB	SO	SB	CS	OBP	SLG	OPS	E
2017 DSL Marlins	.260	31	73	24	19	2	0	0	14	26	16	11	2	.471	.288	.758	11



MORA, WINSTON**RHP**

HEIGHT 6-1 | WEIGHT 180 | BATS RIGHT | THROWS RIGHT

BORN OCTOBER 17, 1996 IN MARACAY, VEN | SCHOOL NO SCHOOL

ACQUIRED SIGNED AS AN INTERNATIONAL FREE AGENT ON JULY 2, 2016 | SIGNED BY WILMER CASTILLO AND ALBERT GONZÁLEZ (MARLINS)

YEAR	TEAM	W-L	ERA	G	GS	CG	SHO	SV	IP	H	R	ER	HR	HB	BB	SO	WP	BK	AVG
2017	DSL Marlins	0-2	3.00	15	1	0	0	0	30.0	19	14	10	0	7	11	20	6	0	.184

MORALES, ROY**C**

HEIGHT 6-2 | WEIGHT 195 | BATS RIGHT | THROWS RIGHT

BORN JUNE 25, 1995 IN MAYAGUEZ, PUR | SCHOOL COLEGIO ANGEL DAVID HS (PUR)

ACQUIRED SELECTED IN THE 12TH ROUND OF THE 2014 FIRST-YEAR PLAYER DRAFT; SIGNED ON JUNE 17, 2014 | SIGNED BY LAZARO LLANES (MARLINS)

YEAR	TEAM	AVG	G	AB	R	H	2B	3B	HR	RBI	BB	SO	SB	CS	OBP	SLG	OPS	E
2014	GCL Marlins	.224	25	76	11	17	3	0	0	7	6	2	0	2	.307	.263	.570	2
2015	Greensboro	.182	14	44	2	8	2	0	0	0	3	5	0	0	.294	.227	.521	2
	Batavia	.311	33	122	7	38	3	1	0	14	10	13	0	1	.360	.352	.712	1
2016	Greensboro	.288	60	205	26	59	8	0	1	21	22	23	2	0	.374	.341	.715	4
2017	Jupiter	.288	30	104	12	30	4	0	1	15	13	12	4	1	.370	.356	.726	2
	MilB Totals	.276	162	551	58	152	20	1	2	57	54	55	6	4	.355	.327	.681	11

MOYA, WANDY**RHP**

HEIGHT 6-4 | WEIGHT 160 | BATS RIGHT | THROWS RIGHT

BORN OCTOBER 29, 1997 IN DAJABON, DOM | SCHOOL NO SCHOOL

ACQUIRED SIGNED AS AN INTERNATIONAL FREE AGENT ON JULY 2, 2015 | SIGNED BY ALBERT GONZÁLEZ AND SANDY NIN (MARLINS)

YEAR	TEAM	W-L	ERA	G	GS	CG	SHO	SV	IP	H	R	ER	HR	HB	BB	SO	WP	BK	AVG
2016	DSL Marlins	0-1	12.00	5	0	0	0	0	12.0	19	24	16	1	5	7	8	7	0	.339
2017									- DID NOT PLAY - INJURED -										
	MilB Totals	0-1	12.00	5	0	0	0	0	12.0	19	24	16	1	5	7	8	7	0	.339

NELSON, JAMES**INF**

HEIGHT 6-2 | WEIGHT 180 | BATS RIGHT | THROWS RIGHT

BORN OCTOBER 18, 1997 IN REX, GA | SCHOOL CISCO JC (TX)

ACQUIRED SELECTED IN THE 15TH ROUND OF THE 2016 FIRST YEAR PLAYER DRAFT, SIGNED ON JUNE 13, 2016 | SIGNED BY RYAN WARDINSKY (MARLINS)

YEAR	TEAM	AVG	G	AB	R	H	2B	3B	HR	RBI	BB	SO	SB	CS	OBP	SLG	OPS	E
2016	GCL Marlins	.284	43	162	26	46	10	0	1	24	14	30	7	3	.344	.364	.709	12
2017	Greensboro	.309	102	395	41	122	31	3	7	59	26	106	6	2	.354	.456	.810	19
	MilB Totals	.302	145	557	67	168	41	3	8	83	40	136	13	5	.351	.429	.780	31

NEUBECK, TRAVIS**RHP**

HEIGHT 6-2 | WEIGHT 180 | BATS LEFT | THROWS RIGHT

BORN MARCH 13, 1995 IN MAPLEWOOD, MN | SCHOOL INDIAN HILLS CC (IA)

ACQUIRED SELECTED IN THE SEVENTH ROUND OF THE 2015 FIRST-YEAR PLAYER DRAFT; SIGNED ON JUNE 11, 2015 | SIGNED BY NICK ZUMSANDE (MARLINS)

YEAR	TEAM	W-L	ERA	G	GS	CG	SHO	SV	IP	H	R	ER	HR	HB	BB	SO	WP	BK	AVG
2015	Batavia	1-3	4.03	10	3	0	0	0	29.0	33	19	13	2	2	10	14	3	0	.282
2016	Batavia	2-5	3.78	16	10	0	0	0	47.2	48	32	20	0	3	18	29	5	1	.264
2017	Greensboro	0-1	12.86	3	3	0	0	0	7.0	15	11	10	1	4	3	9	0	0	.429
	Batavia	0-2	5.40	18	0	0	0	1	25.0	32	17	15	2	1	8	17	1	0	.308
	MilB Totals	3-11	4.80	47	13	0	0	1	108.2	128	79	58	5	10	39	69	9	1	.292

NEWELL, RYAN**RHP**

HEIGHT 6-2 | WEIGHT 215 | BATS RIGHT | THROWS RIGHT

BORN JUNE 18, 1991 IN FAIRFAX, VA | SCHOOL SHORTER UNIVERSITY (GA)

ACQUIRED SELECTED IN THE SEVENTH ROUND OF THE 2012 FIRST-YEAR PLAYER DRAFT; SIGNED ON JUNE 7, 2012 | SIGNED BY CARMEN CARCONE (MARLINS)

YEAR	TEAM	W-L	ERA	G	GS	CG	SHO	SV	IP	H	R	ER	HR	HB	BB	SO	WP	BK	AVG
2012	GCL Marlins	0-3	2.70	5	4	0	0	0	10.0	8	7	3	0	2	7	11	1	0	.222
	Jamestown	2-2	5.29	10	3	0	0	0	17.0	14	10	10	1	3	16	16	2	0	.233
2013	Batavia	5-4	2.09	14	14	0	0	0	82.0	60	30	19	1	2	21	75	13	0	.203
2014	Greensboro	8-7	3.36	19	19	1	1	0	109.2	110	48	41	8	2	21	94	13	1	.263
2015	GCL Marlins	0-0	0.00	3	3	0	0	0	11.0	3	0	0	0	0	2	11	0	0	.086
	Jupiter	3-1	2.27	10	10	0	0	0	39.2	35	15	10	0	1	17	38	4	0	.248
2016	Jacksonville	0-0	9.39	2	2	0	0	0	7.2	12	8	8	3	0	3	3	1	0	.343
	GCL Marlins	0-0	0.00	6	4	0	0	0	9.0	5	3	0	0	0	4	11	2	0	.161
	Greensboro	0-2	3.60	2	2	0	0	0	5.0	5	2	2	1	0	1	4	0	0	.263
2017	Jupiter	2-0	1.42	5	0	0	0	0	12.2	5	2	2	0	1	2	15	0	0	.119
	MilB Totals	20-19	2.82	76	61	1	1	0	303.2	257	125	95	14	11	94	278	36	1	.231



NORWOOD, JOHN

OF

HEIGHT 6-1 | WEIGHT 185 | BATS RIGHT | THROWS RIGHT

BORN SEPTEMBER 24, 1992 IN PEAPACK, NJ | SCHOOL VANDERBILT UNIVERSITY (TN)

ACQUIRED SIGNED AS A NON-DRAFTED FREE AGENT ON AUGUST 5, 2014 | SIGNED BY MARK WILLOUGHBY (MARLINS)

YEAR TEAM	AVG	G	AB	R	H	2B	3B	HR	RBI	BB	SO	SB	CS	OBP	SLG	OPS	F
2014 Batavia	.256	20	78	4	20	1	1	0	6	3	25	0	0	.284	.295	.579	1
2015 Greensboro	.233	120	446	53	104	19	2	16	55	42	113	34	14	.304	.392	.696	1
2016 Jupiter	.271	127	469	68	127	24	4	9	50	49	116	14	12	.347	.397	.744	8
2017 Jacksonville	.285	135	473	68	135	17	4	19	62	59	134	4	4	.367	.459	.826	6
MILB Totals	.262	402	1466	193	386	61	11	44	173	153	388	52	30	.338	.410	.748	16

NUÑEZ, GERARDO

OF

HEIGHT 6-1 | WEIGHT 180 | BATS RIGHT | THROWS RIGHT

BORN FEBRUARY 6, 1998 IN SÁNCHEZ, DOM | SCHOOL NO SCHOOL

ACQUIRED SIGNED AS AN INTERNATIONAL FREE AGENT ON SEPTEMBER 10, 2015 | SIGNED BY ALBERT GONZÁLEZ (MARLINS)

YEAR TEAM	AVG	G	AB	R	H	2B	3B	HR	RBI	BB	SO	SB	CS	OBP	SLG	OPS	F
2016 DSL Marlins	.250	7	24	1	6	0	0	0	2	2	7	1	2	.308	.250	.558	4
2017 GCL Marlins	.287	37	136	19	39	5	1	0	14	9	32	16	3	.342	.338	.681	7
MILB Totals	.281	44	160	20	45	5	1	0	16	11	39	17	5	.337	.325	.662	11

OLIS, WALKER

OF

HEIGHT 6-0 | WEIGHT 190 | BATS RIGHT | THROWS RIGHT

BORN MAY 4, 1994 IN EVERETT, WA | SCHOOL UNIVERSITY OF THE PACIFIC (CA)

ACQUIRED SELECTED IN THE 29TH ROUND OF THE 2016 FIRST-YEAR PLAYER DRAFT; SIGNED ON JUNE 16, 2016 | SIGNED BY GABE SANDY (MARLINS)

YEAR TEAM	AVG	G	AB	R	H	2B	3B	HR	RBI	BB	SO	SB	CS	OBP	SLG	OPS	F
2016 GCL Marlins	.245	28	102	17	25	3	2	0	11	15	13	9	2	.361	.314	.675	0
Batavia	.247	26	97	11	24	3	2	0	5	10	22	9	2	.327	.320	.647	4
2017 Greensboro	.191	66	220	26	42	9	1	4	15	19	62	4	2	.257	.295	.553	1
MILB Totals	.217	120	419	54	91	15	5	4	31	44	97	22	6	.300	.305	.606	5

OSBORNE, J.D.

C

HEIGHT 6-1 | WEIGHT 215 | BATS RIGHT | THROWS RIGHT

BORN JULY 13, 1995 IN WHITBY, ONTARIO, CAN | SCHOOL UNIVERSITY OF TAMPA

ACQUIRED SELECTED IN THE 22ND ROUND OF THE 2017 FIRST-YEAR PLAYER DRAFT; SIGNED ON JULY 1, 2017 | SIGNED BY DONOVAN O'DOWD (MARLINS)

YEAR TEAM	AVG	G	AB	R	H	2B	3B	HR	RBI	BB	SO	SB	CS	OBP	SLG	OPS	F
2017 GCL Marlins	.226	26	84	12	19	4	0	0	10	12	13	0	0	.330	.274	.604	3

OSORIO, JHONAIKER

C

HEIGHT 6-0 | WEIGHT 160 | BATS LEFT | THROWS RIGHT

BORN SEPTEMBER 2, 2000 IN MIRANDA, VEN | SCHOOL NO SCHOOL

ACQUIRED SIGNED AS AN INTERNATIONAL FREE AGENT ON JULY 3, 2017 | SIGNED BY WILMER CASTILLO AND ALBERT GONZÁLEZ (MARLINS)

YEAR TEAM	AVG	G	AB	R	H	2B	3B	HR	RBI	BB	SO	SB	CS	OBP	SLG	OPS	F
2018 WILL BE HIS FIRST PROFESSIONAL SEASON																	

OVALLE, JEREMY

RHP

HEIGHT 6-3 | WEIGHT 185 | BATS RIGHT | THROWS RIGHT

BORN JANUARY 17, 1997 IN SANTO DOMINGO OESTE, DOM | SCHOOL NO SCHOOL

ACQUIRED SIGNED AS AN INTERNATIONAL FREE AGENT ON JULY 23, 2013 | SIGNED BY ALBERT GONZÁLEZ, SANDY NIN AND DOMINGO ORTEGA (MARLINS)

YEAR TEAM	W-L	ERA	G	GS	CG	SHO	SV	IP	H	R	ER	HR	HB	BB	SO	WP	BK	AVG
2014 DSL Marlins	6-2	3.04	16	9	0	0	0	77.0	80	38	26	1	6	24	52	10	0	.270
2015 GCL Marlins	0-0	5.40	1	1	0	0	0	1.2	1	1	1	0	1	0	1	0	0	.167
2016 GCL Marlins	1-0	1.27	11	2	0	0	2	28.1	18	5	4	1	1	9	19	6	0	.194
2017 Batavia	1-0	4.44	16	0	0	0	0	24.1	28	14	12	2	3	12	27	3	0	.280
MILB Totals	8-2	.295	44	12	0	0	2	131.1	127	58	43	4	11	45	99	19	0	.257

OZORIA, ELVIN

INF

HEIGHT 6-0 | WEIGHT 180 | BATS RIGHT | THROWS RIGHT

BORN JULY 16, 2001 IN SAN PEDRO DE MACORIS, DOM | SCHOOL NO SCHOOL

ACQUIRED SIGNED AS AN INTERNATIONAL FREE AGENT ON JULY 17, 2017 | SIGNED BY ALBERT GONZÁLEZ, SANDY NIN AND DOMINGO ORTEGA (MARLINS)

YEAR TEAM	AVG	G	AB	R	H	2B	3B	HR	RBI	BB	SO	SB	CS	OBP	SLG	OPS	F
2018 WILL BE HIS FIRST PROFESSIONAL SEASON																	

FRONT OFFICE

FIELD AND CLUBHOUSE STAFF

PLAYERS

2017 IN REVIEW

CLUB HISTORY

POSTSEASON HISTORY

PLAYER DEVELOPMENT

2018 OPPONENTS

GENERAL INFORMATION



PALACIOS, LUIS**LHP**

HEIGHT 5-10 | WEIGHT 162 | BATS LEFT | THROWS LEFT

BORN JULY 7, 1989 IN ANZOATEGUI, VEN | SCHOOL NO SCHOOL

ACQUIRED SIGNED AS AN INTERNATIONALE FREE AGENT ON JULY 2, 2016 | SIGNED BY WILMER CASTILLO AND ALBERT GONZÁLEZ (MARLINS)

YEAR TEAM	W-L	ERA	G	GS	CG	SHO	SV	IP	H	R	ER	HR	HB	BB	SO	WP	BK	AVG
2017 DSL Marlins	4-0	2.70	15	4	0	0	0	46.2	38	21	14	1	3	15	43	4	0	.215

PAULINO, DANIEL**OF**

HEIGHT 6-1 | WEIGHT 155 | BATS RIGHT | THROWS RIGHT

BORN NOVEMBER 23, 1998 IN NIZAO, DOM | SCHOOL NO SCHOOL

ACQUIRED SIGNED AS AN INTERNATIONAL FREE AGENT ON OCTOBER 8, 2016 | SIGNED BY ALBERT GONZÁLEZ AND SANDY NIN (MARLINS)

YEAR TEAM	AVG	G	AB	R	H	2B	3B	HR	RBI	BB	SO	SB	CS	OBP	SLG	OPS	E
2017 DSL Marlins	.319	64	226	39	72	8	6	0	37	34	43	16	9	.420	.407	.827	5

PAULINO, JANDEL**OF**

HEIGHT 6-1 | WEIGHT 175 | BATS RIGHT | THROWS RIGHT

BORN NOVEMBER 3, 2000 IN PERAVIA, DOM | SCHOOL NO SCHOOL

ACQUIRED SIGNED AS AN INTERNATIONAL FREE AGENT ON JULY 3, 2017 | SIGNED BY ALBERT GONZÁLEZ, SANDY NIN AND DOMINGO ORTEGA (MARLINS)

YEAR TEAM	AVG	G	AB	R	H	2B	3B	HR	RBI	BB	SO	SB	CS	OBP	SLG	OPS	E
2018 WILL BE HIS FIRST PROFESSIONAL SEASON																	

PEACE, RJ**RHP**

HEIGHT 6-2 | WEIGHT 175 | BATS RIGHT | THROWS RIGHT

BORN JUNE 24, 1997 IN SAN DIEGO, CA | SCHOOL SERRANO HS (CA)

ACQUIRED SELECTED IN THE 13TH ROUND OF THE 2015 FIRST-YEAR PLAYER DRAFT; SIGNED ON JUNE 13, 2015 | SIGNED BY JOHN HUGHES (MARLINS)

YEAR TEAM	W-L	ERA	G	GS	CG	SHO	SV	IP	H	R	ER	HR	HB	BB	SO	WP	BK	AVG
2015 GCL Marlins	2-1	2.64	9	6	1	0	0	30.2	33	10	9	0	2	11	19	2	0	.270
2016 GCL Marlins	0-2	2.60	11	0	0	0	1	27.2	22	10	8	4	2	6	17	1	0	.216
2016 Batavia	1-0	6.00	2	0	0	0	0	3.0	4	2	2	1	1	0	3	2	0	.333
2017 Batavia	0-1	2.84	14	0	0	0	2	31.2	23	11	10	0	6	13	34	4	1	.207
Greensboro	0-0	54.00	1	0	0	0	0	0.2	4	4	1	0	2	0	0	1	0	.800
MiLB Totals	3-4	3.17	37	6	1	0	3	93.2	86	37	33	6	11	32	73	9	2	.244

PEÑA, JOSE**RHP**

HEIGHT 6-0 | WEIGHT 160 | BATS RIGHT | THROWS RIGHT

BORN MARCH 22, 1991 IN GUAYUBIN, DOM | SCHOOL NO SCHOOL

ACQUIRED SIGNED AS A MINOR LEAGUE FREE AGENT ON NOVEMBER 17, 2017 | SIGNED BY (YANKEES)

YEAR TEAM	W-L	ERA	G	GS	CG	SHO	SV	IP	H	R	ER	HR	HB	BB	SO	WP	BK	AVG
2009 DSL Yankees2	2-0	1.42	5	0	0	0	1	12.2	6	2	2	0	0	4	11	1	0	.143
2010 DSL Yankees1	6-2	2.64	14	13	0	0	0	61.1	48	25	18	3	4	14	63	1	1	.213
2011 DSL Yankees1	4-4	3.68	11	4	0	0	1	36.2	38	21	15	2	5	6	42	4	0	.260
2012 DSL Yankees1	2-1	0.99	16	0	0	0	8	27.1	20	3	3	0	1	2	32	1	0	.208
2013 GCL Yankees2	1-1	4.01	21	0	0	0	10	24.2	22	11	11	0	1	9	36	3	0	.244
2014 Staten Island	1-1	2.89	5	0	0	0	1	9.1	4	3	3	0	1	4	14	3	0	.133
Tampa	0-0	0.00	2	0	0	0	0	5.0	0	0	0	0	0	2	3	0	0	.000
GCL Yankees2	4-0	0.00	13	0	0	0	2	19.1	4	1	0	0	2	3	25	1	0	.068
2016 GCL Yankees E.	0-0	0.00	1	0	0	0	0	1.0	1	1	0	0	0	2	0	0	0	.250
GCL Yankees W.	0-0	2.16	6	0	0	0	0	8.1	5	2	2	1	0	2	11	0	0	.167
Pulaski	0-0	0.00	2	0	0	0	0	2.1	0	0	0	0	1	3	4	1	0	.000
2017 Trenton	0-0	1.50	2	0	0	0	0	6.0	2	1	1	1	0	0	6	0	0	.100
Tampa	3-2	2.47	27	0	0	0	1	51.0	35	14	14	5	3	27	64	1	2	.191
Scranton/Wilkes-B.	0-1	9.95	3	1	0	0	0	6.1	8	7	7	2	1	5	6	0	1	.320
MiLB Totals	23-12	2.52	128	18	0	0	24	271.1	193	91	76	14	19	81	319	16	4	.199

PEÑA, MIGUEL**C**

HEIGHT 6-0 | WEIGHT 175 | BATS RIGHT | THROWS RIGHT

BORN JANUARY 14, 1998 IN CARTAGENA, COL | SCHOOL NO SCHOOL

ACQUIRED SIGNED AS AN INTERNATIONAL FREE AGENT ON SEPTEMBER 22, 2016 | SIGNED BY ALBERT GONZÁLEZ (MARLINS)

YEAR TEAM	AVG	G	AB	R	H	2B	3B	HR	RBI	BB	SO	SB	CS	OBP	SLG	OPS	E
2017 DSL Marlins	.293	56	188	27	55	4	0	0	36	13	20	2	7	.348	.314	.662	14



PÉREZ, SAMUEL**RHP**

HEIGHT 6-3 | WEIGHT 210 | BATS RIGHT | THROWS RIGHT

BORN AUGUST 17, 1994 IN TURLOCK, CA | SCHOOL MISSOURI STATE UNIVERSITY

ACQUIRED SELECTED IN THE FIFTH ROUND OF THE 2016 FIRST-YEAR PLAYER DRAFT; SIGNED ON JUNE 10, 2016 | SIGNED BY BRIAN KRAFT (MARLINS)

YEAR TEAM	W-L	ERA	G	GS	CG	SHO	SV	IP	H	R	ER	HR	HB	BB	SO	WP	BK	AVG
2016 Batavia	1-1	3.54	16	8	0	0	0	48.1	41	20	19	4	5	15	36	2	0	.234
2017 Greensboro	2-1	6.21	17	0	0	0	2	33.1	35	26	23	7	4	6	39	2	1	.267
Batavia	4-2	2.21	14	14	0	0	0	77.1	69	20	19	3	3	13	53	4	1	.241
MILB Totals	7-4	3.45	47	22	0	0	2	159.0	145	66	61	14	12	34	119	8	2	.245

PINEDA, BRYAN**OF**

HEIGHT 6-3 | WEIGHT 165 | BATS RIGHT | THROWS RIGHT

BORN FEBRUARY 28, 2000 IN SANTO DOMINGO, DOM | SCHOOL NO SCHOOL

ACQUIRED SIGNED AS AN INTERNATIONAL FREE AGENT ON JULY 2, 2016 | SIGNED BY ALBERT GONZÁLEZ AND SANDY NIN (MARLINS)

YEAR TEAM	AVG	G	AB	R	H	2B	3B	HR	RBI	BB	SO	SB	CS	OBP	SLG	OPS	E
2017 DSL Marlins	.203	18	59	6	12	1	0	0	8	5	14	1	1	.288	.220	.508	0

PINTOR, LUIS**INF**

HEIGHT 5-9 | WEIGHT 170 | BATS RIGHT | THROWS RIGHT

BORN JUNE 6, 1995 IN YABUCOA, PUR | SCHOOL NEW MEXICO JC

ACQUIRED SELECTED IN THE 21ST ROUND OF THE 2016 FIRST-YEAR PLAYER DRAFT; SIGNED ON JUNE 14, 2016 | SIGNED BY SCOTT STANLEY (MARLINS)

YEAR TEAM	AVG	G	AB	R	H	2B	3B	HR	RBI	BB	SO	SB	CS	OBP	SLG	OPS	E
2016 GCL Marlins	.257	31	109	11	28	5	0	0	12	13	19	7	1	.344	.303	.647	3
2017 Greensboro	.236	119	386	60	91	14	2	4	43	64	9	5	5	.325	.313	.639	17
MILB Totals	.240	150	495	71	119	19	2	4	55	56	83	16	6	.329	.311	.640	20

POLLMAN, GUNNER**C**

HEIGHT 6-2 | WEIGHT 210 | BATS RIGHT | THROWS RIGHT

BORN FEBRUARY 3, 1995 IN WEST LINN, OR | SCHOOL SACRAMENTO STATE UNIVERSITY

ACQUIRED SELECTED IN THE 26TH ROUND OF THE 2016 FIRST-YEAR PLAYER DRAFT; SIGNED ON JUNE 14, 2016 | SIGNED BY JOHN HUGHES (MARLINS)

YEAR TEAM	AVG	G	AB	R	H	2B	3B	HR	RBI	BB	SO	SB	CS	OBP	SLG	OPS	E
2016 GCL Marlins	.250	14	32	4	8	1	0	0	7	6	10	0	0	.400	.281	.681	0
Greensboro	.114	12	35	1	4	0	0	1	3	0	20	0	0	.139	.200	.339	1
2017 Greensboro	.229	11	35	4	8	2	0	1	5	1	13	0	0	.243	.371	.615	0
Jupiter	.183	32	109	8	20	5	0	1	10	8	49	0	0	.256	.257	.513	1
MILB Totals	.190	69	211	17	40	8	0	3	25	15	92	0	0	.261	.270	.531	2

POTEET, CODY**RHP**

HEIGHT 6-1 | WEIGHT 190 | BATS RIGHT | THROWS RIGHT

BORN JULY 30, 1994 IN SAN DIEGO CA | SCHOOL UNIVERSITY OF CALIFORNIA - LOS ANGELES

ACQUIRED SELECTED IN THE FOURTH ROUND OF THE 2015 FIRST-YEAR PLAYER DRAFT; SIGNED ON JUNE 10, 2015 | SIGNED BY ROBBY CORSARO (MARLINS)

YEAR TEAM	W-L	ERA	G	GS	CG	SHO	SV	IP	H	R	ER	HR	HB	BB	SO	WP	BK	AVG
2015 Batavia	0-1	2.13	5	4	0	0	0	12.2	9	6	3	1	0	2	12	1	0	.188
2016 Greensboro	4-9	2.91	24	24	0	0	0	117.1	108	53	38	5	12	44	106	9	3	.246
2017 Jupiter	3-7	4.16	16	14	0	0	0	80.0	84	42	37	2	8	23	40	5	0	.282
GCL Marlins	0-1	3.21	4	4	0	0	0	14.0	11	5	5	0	1	2	12	0	0	.200
MILB Totals	7-18	3.33	49	46	0	0	0	224.0	212	106	83	8	21	71	170	15	3	.252

PUCKETT, BRADY**RHP**

HEIGHT 6-8 | WEIGHT 220 | BATS RIGHT | THROWS RIGHT

BORN JULY 31, 1995 IN MURFREESBORO, TN | SCHOOL LIPSCOMB UNIVERSITY (TN)

ACQUIRED SELECTED IN THE 15TH ROUND OF THE 2017 FIRST-YEAR PLAYER DRAFT; SIGNED ON JUNE 21 | SIGNED BY ERIC BROCK (MARLINS)

YEAR TEAM	W-L	ERA	G	GS	CG	SHO	SV	IP	H	R	ER	HR	HB	BB	SO	WP	BK	AVG
2017 GCL Marlins	4-1	2.85	12	5	0	0	0	47.1	52	19	15	2	1	9	32	4	0	.281
Batavia	0-0	4.50	1	0	0	0	0	2.0	2	1	1	1	0	0	3	0	0	.250
MILB Totals	4-1	2.92	13	5	0	0	0	49.1	54	20	16	3	1	9	35	4	0	.280

PUESTES, ZAQUIEL**RHP**

HEIGHT 6-1 | WEIGHT 160 | BATS RIGHT | THROWS RIGHT

BORN DECEMBER 30, 2000 IN MARACAIBO, ZULIA, VEN | SCHOOL NO SCHOOL

ACQUIRED SIGNED AS AN INTERNATIONAL FREE AGENT ON JULY 2, 2017 | SIGNED BY WILMER CASTILLO AND ALBERT GONZÁLEZ (MARLINS)

YEAR TEAM	W-L	ERA	G	GS	CG	SHO	SV	IP	H	R	ER	HR	HB	BB	SO	WP	BK	AVG
2018 WILL BE HIS FIRST PROFESSIONAL SEASON																		

FRONT OFFICE

FIELD AND
CLUBHOUSE STAFF

PLAYERS

2017 IN REVIEW

CLUB HISTORY

POSTSEASON HISTORY

PLAYER DEVELOPMENT

2018 OPPONENTS

GENERAL INFORMATION



QUIJADA, JOSÉ

LHP

HEIGHT 6-0 | WEIGHT 175 | BATS LEFT | THROWS LEFT

BORN NOVEMBER 9, 1995 IN MATORIN, MONAGAS, VEN | SCHOOL NO SCHOOL

ACQUIRED SIGNED AS AN INTERNATIONAL FREE AGENT ON SEPTEMBER 9, 2013 | SIGNED BY WILMER CASTILLO, ALBERT GONZÁLEZ AND ROBIN ORDOÑEZ (MARLINS)

YEAR	TEAM	W-L	ERA	G	GS	CG	SHO	SV	IP	H	R	ER	HR	HB	BB	SO	WP	BK	AVG
2014	DSL Marlins	5-5	2.91	16	8	0	0	1	74.1	69	30	24	2	3	23	66	9	0	.245
2015	GCL Marlins	0-0	0.00	8	1	0	0	3	8.0	1	0	0	0	0	1	7	0	0	.038
2016	Greensboro Jupiter	3-0 2-2	1.32 4.41	19 9	0 0	0 0	0 0	2	34.0 16.1	17 13	5 8	5 1	1 0	2 3	7 25	44 0	0 1	0 0	.148 .220
2017	Jupiter Jacksonville	5-1 0-0	2.27 9.00	32 7	0 0	0 0	0 0	1	47.2 8.0	40 12	15 8	12 8	3 2	0 2	13 7	53 6	3 0	0 0	.225 .333
MiLB Totals		15-8	2.72	91	9	0	0	7	188.1	152	66	57	9	7	54	201	12	1	.218

QUINONEZ, YOILAN

RHP

HEIGHT 6-4 | WEIGHT 200 | BATS RIGHT | THROWS RIGHT

BORN AUGUST 11, 1999 IN YARACUY, VEN | SCHOOL NO SCHOOL

ACQUIRED SIGNED AS AN INTERNATIONAL FREE AGENT ON MAY 3, 2017 | SIGNED BY WILMER CASTILLO AND ALBERT GONZÁLEZ (MARLINS)

YEAR	TEAM	W-L	ERA	G	GS	CG	SHO	SV	IP	H	R	ER	HR	HB	BB	SO	WP	BK	AVG
2017	DSL Marlins	0-2	4.35	9	6	0	0	0	20.2	16	12	10	0	3	10	13	7	0	.208

RASQUIN, WIKLERMAN

OF

HEIGHT 5-9 | WEIGHT 145 | BATS LEFT | THROWS LEFT

BORN DECEMBER 5, 1998 IN CAUCAGUA, MIRANDA, VEN | SCHOOL NO SCHOOL

ACQUIRED SIGNED AS AN INTERNATIONAL FREE AGENT ON JULY 2, 2015

SIGNED BY CARLOS AVILA, WILMER CASTILLO, EDGARLUIS FUENTES, ALBERT GONZÁLEZ AND ROBIN ORDOÑEZ (MARLINS)

YEAR	TEAM	AVG	G	AB	R	H	2B	3B	HR	RBI	BB	SO	SB	CS	OBP	SLG	OPS	E
2016	DSL Marlins	.183	44	142	13	26	7	2	0	6	17	36	4	3	.273	.261	.534	1
2017	DSL Marlins	.250	56	192	24	48	11	2	0	33	14	23	10	6	.302	.328	.630	1
MiLB Totals		.222	100	334	37	74	18	4	0	39	31	59	14	9	.290	.299	.589	2

REED, REMEY

RHP

HEIGHT 6-5 | WEIGHT 230 | BATS RIGHT | THROWS RIGHT

BORN MAY 5, 1995 IN PLANO, TX | SCHOOL OKLAHOMA STATE UNIVERSITY

ACQUIRED SELECTED IN THE SIXTH ROUND OF THE 2016 FIRST-YEAR PLAYER DRAFT; SIGNED ON JUNE 28, 2016 | SIGNED BY BRIAN KRAFT (MARLINS)

YEAR	TEAM	W-L	ERA	G	GS	CG	SHO	SV	IP	H	R	ER	HR	HB	BB	SO	WP	BK	AVG
2016	GCL Marlins	1-0	5.79	3	0	0	0	0	4.2	7	3	3	1	0	1	2	0	0	.350
	Batavia	0-0	0.00	1	0	0	0	0	1.1	0	0	0	0	0	1	2	0	0	.000
2017	Batavia	3-4	4.44	15	11	1	0	0	50.2	48	28	25	5	3	17	47	4	0	.246
MiLB Totals		4-4	4.45	19	11	1	0	0	56.2	55	31	28	6	3	19	51	4	0	.251

REYES, ANGEL

INF

HEIGHT 5-11 | WEIGHT 165 | BATS RIGHT | THROWS RIGHT

BORN MAY 6, 1995 IN BARCELONA, VEN | SCHOOL UE INSTITUTO AYACUCHO (VEN)

ACQUIRED SIGNED AS AN INTERNATIONAL FREE AGENT ON JULY 28, 2011 | SIGNED BY WILMER CASTILLO AND ALBERT GONZÁLEZ (MARLINS)

YEAR	TEAM	AVG	G	AB	R	H	2B	3B	HR	RBI	BB	SO	SB	CS	OBP	SLG	OPS	E
2012	DSL Marlins	.221	29	86	11	19	4	1	0	6	9	19	1	0	.316	.291	.607	7
2013	DSL Marlins	.224	56	201	18	45	13	1	1	21	22	53	2	3	.303	.313	.616	13
2014	GCL Marlins	.203	26	79	13	16	6	1	1	9	10	24	1	0	.300	.342	.642	3
2015	GCL Marlins	.244	23	90	12	22	2	2	2	13	4	16	1	0	.274	.378	.652	3
	Batavia	.265	25	83	11	22	5	3	2	14	6	19	0	0	.311	.470	.781	4
2016	Greensboro	.252	122	445	51	112	22	2	6	55	36	97	1	2	.310	.351	.661	8
2017	Jupiter	.233	96	360	33	84	12	1	2	27	37	89	5	3	.314	.289	.603	23
MiLB Totals		.238	377	1344	149	320	64	11	14	145	124	317	11	8	.308	.333	.641	61

REYES, JUAN

LHP

HEIGHT 6-4 | WEIGHT 170 | BATS RIGHT | THROWS LEFT

BORN JULY 24, 2000 IN PERAVIA, DOM | SCHOOL NO SCHOOL

ACQUIRED SIGNED AS AN INTERNATIONAL FREE AGENT ON FEBRUARY 28, 2017 | SIGNED BY ALBERT GONZÁLEZ, SANDY NIN AND DOMINGO ORTEGA (MARLINS)

YEAR	TEAM	W-L	ERA	G	GS	CG	SHO	SV	IP	H	R	ER	HR	HB	BB	SO	WP	BK	AVG
2017	DSL Marlins	0-1	4.66	11	10	0	0	0	29.0	26	16	15	0	3	15	33	7	0	.230



REYNA, ROSANDEL

INF

HEIGHT 5-10 | WEIGHT 165 | BATS SWITCH | THROWS RIGHT

BORN JUNE 5, 1997 IN EL SEIBO, DOM | SCHOOL NO SCHOOL

ACQUIRED SIGNED AS AN INTERNATIONAL FREE AGENT ON MAY 19, 2016 | SIGNED BY ALBERT GONZÁLEZ, ALIX MARTINEZ AND SANDY NIN (MARLINS)

YEAR TEAM	AVG	G	AB	R	H	2B	3B	HR	RBI	BB	SO	SB	CS	OBP	SLG	OPS	E
2016 DSL Marlins	.323	26	96	15	31	2	5	0	11	12	19	6	7	.402	.448	.850	8
2017 GCL Marlins	.159	26	82	10	13	3	0	0	9	17	5	2	253	.195	.448	2	
MiLB Totals	.247	52	178	25	44	5	5	0	20	21	36	11	9	.333	.331	.665	10

REYNOLDS, SEAN

INF/OF

HEIGHT 6-7 | WEIGHT 205 | BATS LEFT | THROWS RIGHT

BORN APRIL 19, 1998 IN REDONDO BEACH, CA | SCHOOL REDONDO UNION (CA) HS

ACQUIRED SELECTED IN THE FOURTH ROUND OF THE 2016 FIRST-YEAR PLAYER DRAFT; SIGNED ON JUNE 18, 2016 | SIGNED BY TIM McDONNELL (MARLINS)

YEAR TEAM	AVG	G	AB	R	H	2B	3B	HR	RBI	BB	SO	SB	CS	OBP	SLG	OPS	E
2016 GCL Marlins	.155	42	148	17	23	2	2	0	11	22	64	3	3	.262	.196	.458	1
2017 GCL Marlins	.214	31	103	19	22	5	1	1	14	14	44	1	1	.303	.311	.613	2
Batavia	.176	20	74	11	13	3	1	4	10	4	41	2	0	.218	.405	.623	5
MiLB Totals	.178	93	325	47	58	10	4	5	35	40	149	6	4	.266	.280	.546	8

REYNOSO, RONAL

INF

HEIGHT 6-1 | WEIGHT 165 | BATS LEFT | THROWS RIGHT

BORN MARCH 23, 1998 IN BANI, DOM | SCHOOL NO SCHOOL

ACQUIRED SIGNED AS AN INTERNATIONAL FREE AGENT ON JULY 4, 2014 | SIGNED BY ALBERT GONZÁLEZ, SANDY NIN AND DOMINGO ORTEGA (MARLINS)

YEAR TEAM	AVG	G	AB	R	H	2B	3B	HR	RBI	BB	SO	SB	CS	OBP	SLG	OPS	E
2015 DSL Marlins	.197	55	183	21	36	3	2	0	6	17	83	12	9	.277	.235	.512	21
2016 DSL Marlins	.189	55	175	26	33	5	1	0	8	31	67	5	5	.314	.229	.543	32
2017 GCL Marlins	.161	32	118	12	19	2	2	0	8	9	40	3	1	.219	.212	.431	13
MiLB Totals	.185	142	476	59	88	10	5	0	22	57	190	20	15	.277	.227	.504	66

RINDFLEISCH, JARETT

C

HEIGHT 6-1 | WEIGHT 215 | BATS RIGHT | THROWS RIGHT

BORN SEPTEMBER 4, 1995 IN REASTON, VA | SCHOOL BALL STATE UNIVERSITY

ACQUIRED SELECTED IN THE NINTH ROUND OF THE 2016 FIRST-YEAR PLAYER DRAFT; SIGNED ON JUNE 13, 2016 | SIGNED BY ERICK BROCK (MARLINS)

YEAR TEAM	AVG	G	AB	R	H	2B	3B	HR	RBI	BB	SO	SB	CS	OBP	SLG	OPS	E
2016 GCL Marlins	.313	5	16	3	5	2	0	0	2	3	3	1	0	.421	.438	.859	2
Batavia	.219	24	73	9	16	7	0	1	9	11	12	0	0	.367	.356	.723	1
2017 Greensboro	.243	89	288	39	70	13	1	6	45	32	83	2	1	.359	.358	.717	2
MiLB Totals	.241	118	377	51	91	22	1	7	56	46	98	3	1	.363	.361	.724	5

RIVERA, MARCOS

C

HEIGHT 6-1 | WEIGHT 160 | BATS RIGHT | THROWS RIGHT

BORN MAY 13, 1995 IN BANI, DOM | SCHOOL NO SCHOOL

ACQUIRED SIGNED AS AN INTERNATIONAL FREE AGENT ON AUGUST 7, 2014 | SIGNED BY ALBERT GONZÁLEZ AND SANDY NIN (MARLINS)

YEAR TEAM	AVG	G	AB	R	H	2B	3B	HR	RBI	BB	SO	SB	CS	OBP	SLG	OPS	E
2015 DSL Marlins	.224	64	241	41	54	15	3	1	24	31	64	10	1	.319	.324	.643	22
2016 GCL Marlins	.203	43	123	17	25	3	1	0	7	19	41	2	1	.315	.244	.559	9
2017 Batavia	.225	63	213	25	48	16	2	3	22	19	78	5	1	.295	.362	.657	12
MiLB Totals	.220	170	577	83	127	34	6	4	53	69	183	17	3	.310	.321	.630	33

ROBERSON, JOSH

RHP

HEIGHT 6-3 | WEIGHT 175 | BATS RIGHT | THROWS RIGHT

BORN MAY 12, 1996 IN WINSTON-SALEM, NC | SCHOOL UNIVERSITY OF NORTH CAROLINA - WILMINGTON

ACQUIRED SELECTED IN THE 12TH ROUND OF THE 2017 FIRST-YEAR PLAYER DRAFT; SIGNED ON JUNE 26, 2017 | SIGNED BY BLAKE NEWSOME (MARLINS)

YEAR TEAM	W-L	ERA	G	GS	CG	SHO	SV	IP	H	R	ER	HR	HB	BB	SO	WP	BK	AVG
2018 WILL BE HIS FIRST PROFESSIONAL SEASON																		

RODRIGUEZ, CHRISTOPHER

INF

HEIGHT 6-2 | WEIGHT 190 | BATS RIGHT | THROWS RIGHT

BORN DECEMBER 22, 1999 IN LA ROMANA, DOM | SCHOOL NO SCHOOL

ACQUIRED SIGNED AS AN INTERNATIONAL FREE AGENT ON JULY 2, 2016 | SIGNED BY ALBERT GONZÁLEZ AND SANDY NIN (MARLINS)

YEAR TEAM	AVG	G	AB	R	H	2B	3B	HR	RBI	BB	SO	SB	CS	OBP	SLG	OPS	E
2017 DSL Marlins	.278	51	162	19	45	9	0	2	26	30	36	1	0	.405	.370	.775	12

FRONT OFFICE | FIELD AND CLUBHOUSE STAFF | PLAYERS | 2017 IN REVIEW | CLUB HISTORY | POSTSEASON HISTORY | PLAYER DEVELOPMENT | 2018 OPPONENTS | GENERAL INFORMATION

RODRIGUEZ, ELIEZER

LHP

HEIGHT 6-1 | WEIGHT 160 | BATS LEFT | THROWS LEFT

BORN FEBRUARY 17, 1999 IN SANTO DOMINGO, DOM | SCHOOL NO SCHOOL

ACQUIRED SIGNED AS AN INTERNATIONAL FREE AGENT ON NOVEMBER 4, 2016 | SIGNED BY ALBERT GONZÁLEZ AND SANDY NIN (MARLINS)

YEAR TEAM	W-L	ERA	G	GS	CG	SHO	SV	IP	H	R	ER	HR	HB	BB	SO	WP	BK	AVG
2017 DSL Marlins	1-2	3.57	14	14	0	0	0	45.1	33	19	18	0	3	21	39	8	0	.212

RODRIGUEZ, ENMANUEL

INF

HEIGHT 6-1 | WEIGHT 170 | BATS RIGHT | THROWS RIGHT

BORN SEPTEMBER 23, 1998 IN SANTIAGO RODRIGUEZ, DOM | SCHOOL NO SCHOOL

ACQUIRED SIGNED AS AN INTERNATIONAL FREE AGENT ON JULY 2, 2015 | SIGNED BY ALBERT GONZÁLEZ, SANDY NIN AND DOMINGO ORTEGA (MARLINS)

YEAR TEAM	AVG	G	AB	R	H	2B	3B	HR	RBI	BB	SO	SB	CS	OBP	SLG	OPS	E
2016 DSL Marlins	.165	37	103	6	17	3	0	0	9	11	38	0	0	.252	.194	.446	7
2017	--DID NOT PLAY--																
MLB Totals	.165	37	103	6	17	3	0	0	9	11	38	0	0	.252	.194	.446	7

RODRIGUEZ, MANUEL

LHP

HEIGHT 6-2 | WEIGHT 160 | BATS LEFT | THROWS LEFT

BORN DECEMBER 23, 1996 IN EL TIGRE, ANZOATEGUI, VEN | SCHOOL NO SCHOOL

ACQUIRED SIGNED AS AN INTERNATIONAL FREE AGENT ON SEPTEMBER 9, 2013

SIGNED BY WILMER CASTILLO, EDGARLUIS FUENTES AND ALBERT GONZÁLEZ (MARLINS)

YEAR TEAM	W-L	ERA	G	GS	CG	SHO	SV	IP	H	R	ER	HR	HB	BB	SO	WP	BK	AVG
2014 DSL Marlins	1-2	5.23	11	1	0	0	0	20.2	28	18	12	1	1	11	14	3	2	.318
2015 DSL Marlins	6-5	2.86	16	10	0	0	1	72.1	71	30	23	0	2	18	50	9	4	.256
2016 GCL Marlins	1-2	5.80	12	4	0	0	1	35.2	42	24	23	0	1	13	23	1	3	.294
2017 Batavia	1-2	9.00	9	3	0	0	0	17.0	23	19	17	2	1	8	18	2	1	.319
GCL Marlins	3-0	2.61	7	3	0	0	0	20.2	25	7	6	0	0	3	15	4	0	.305
MLB Totals	12-11	4.38	55	21	0	0	2	166.1	189	98	81	3	5	53	120	19	10	.285

ROGERS, TREVOR

LHP

HEIGHT 6-2 | WEIGHT 160 | BATS LEFT | THROWS LEFT

BORN NOVEMBER 13, 1997 IN CARLSBAD, NM | SCHOOL CARLSBAD HS (NM)

ACQUIRED SELECTED IN THE FIRST ROUND OF THE 2017 FIRST-YEAR PLAYER DRAFT; SIGNED ON JUNE 23, 2017 | SIGNED BY SCOTT STANLEY (MARLINS)

YEAR TEAM	W-L	ERA	G	GS	CG	SHO	SV	IP	H	R	ER	HR	HB	BB	SO	WP	BK	AVG
2017	-- DID NOT PITCH --																	

ROSARIO, DALVY

INF

HEIGHT 6-0 | WEIGHT 160 | BATS RIGHT | THROWS RIGHT

BORN JULY 22, 2000 IN PERAVIA, DOM | SCHOOL NO SCHOOL

ACQUIRED SIGNED AS AN INTERNATIONAL FREE AGENT ON JULY 23, 2016 | SIGNED BY ALBERT GONZÁLEZ AND SANDY NIN (MARLINS)

YEAR TEAM	AVG	G	AB	R	H	2B	3B	HR	RBI	BB	SO	SB	CS	OBP	SLG	OPS	E
2017	-- DID NOT PLAY --																

ROSARIO, JESUS

LHP

HEIGHT 6-1 | WEIGHT 180 | BATS RIGHT | THROWS RIGHT

BORN OCTOBER 25, 1999 IN SANTO DOMINGO, DOM | SCHOOL NO SCHOOL

ACQUIRED SIGNED AS AN INTERNATIONAL FREE AGENT ON FEBRUARY 16, 2017 | SIGNED BY ALBERT GONZÁLEZ AND SANDY NIN (MARLINS)

YEAR TEAM	W-L	ERA	G	GS	CG	SHO	SV	IP	H	R	ER	HR	HB	BB	SO	WP	BK	AVG
2017 DSL Marlins	1-2	8.62	9	0	0	0	0	15.2	22	23	15	0	3	12	13	3	0	.328

SÁNCHEZ, EDGAR

RHP

HEIGHT 6-1 | WEIGHT 190 | BATS RIGHT | THROWS RIGHT

BORN AUGUST 2, 2000 IN SANTO DOMINGO, DOM | SCHOOL NO SCHOOL

ACQUIRED SIGNED AS AN INTERNATIONAL FREE AGENT ON FEBRUARY 10, 2017 | SIGNED BY ALBERT GONZÁLEZ, SANDY NIN AND DOMINGO ORTEGA (MARLINS)

YEAR TEAM	W-L	ERA	G	GS	CG	SHO	SV	IP	H	R	ER	HR	HB	BB	SO	WP	BK	AVG
--DID NOT PLAY - INJURED--																		

SÁNCHEZ, JESUS

RHP

HEIGHT 5-11 | WEIGHT 150 | BATS RIGHT | THROWS RIGHT

BORN APRIL 8, 1999 IN PANAMA, PAN | SCHOOL NO SCHOOL

ACQUIRED SIGNED AS AN INTERNATIONAL FREE AGENT ON JULY 17, 2015 | SIGNED BY LUIS CORDOBA AND ALBERT GONZÁLEZ (MARLINS)

YEAR TEAM	W-L	ERA	G	GS	CG	SHO	SV	IP	H	R	ER	HR	HB	BB	SO	WP	BK	AVG
2016 DSL Marlins	0-0	23.40	4	1	0	0	0	5.0	14	13	0	0	6	2	1	0	.538	
2017 DSL Marlins	3-2	4.76	12	1	0	0	1	22.2	22	15	12	0	4	17	14	8	0	.259
MLB Totals	3-2	8.13	16	2	0	0	1	27.2	36	29	25	0	4	23	16	9	0	.324



SANTOS, JHONNY

OF

HEIGHT **6-0** | WEIGHT **160** | BATS **RIGHT** | THROWS **RIGHT**
 BORN **OCTOBER 2, 1996** IN **PUERTO ARMUELLES, CHIRIQUI, PAN** | SCHOOL **NO SCHOOL**

ACQUIRED **SIGNED AS AN INTERNATIONAL FREE AGENT ON JULY 2, 2013** | SIGNED BY **LUIS CORDOBA AND ALBERT GONZÁLEZ (MARLINS)**

YEAR	TEAM	AVG	G	AB	R	H	2B	3B	HR	RBI	BB	SO	SB	CS	OBP	SLG	OPS	E
2014	DSL Marlins	.223	65	264	36	59	9	4	0	19	21	35	10	5	.286	.288	.574	2
2015	GCL Marlins	.301	53	186	24	56	6	0	1	21	14	16	6	4	.355	.349	.704	2
2016	Greensboro	.125	7	24	1	3	0	0	0	1	3	5	1	0	.222	.125	.347	0
	Batavia	.203	52	192	23	39	8	0	2	9	19	43	6	1	.276	.276	.552	3
2017	Batavia	.276	30	123	18	34	11	0	1	10	6	21	8	0	.313	.390	.703	0
	Greensboro	.192	31	104	11	20	3	1	0	10	11	21	6	1	.267	.240	.508	2
MiLB Totals		.236	238	893	113	211	37	5	4	70	74	141	37	11	.298	.302	.600	9

SAWCZAK, SHANE

LHP

HEIGHT **6-0** | WEIGHT **188** | BATS **LEFT** | THROWS **LEFT**
 BORN **NOVEMBER 20, 1996** IN **WELLINGTON, FL** | SCHOOL **PALM BEACH STATE JUNIOR COLLEGE**

ACQUIRED **SELECTED IN THE 19TH ROUND OF THE 2016 FIRST-YEAR PLAYER DRAFT; SIGNED ON JUNE 11, 2016** | SIGNED BY **ADRIAN PUIG (MARLINS)**

YEAR	TEAM	W-L	FRA	G	GS	CG	SHO	SV	IP	H	R	ER	HR	HB	BB	SO	WP	BK	AVG
2016	Greensboro	0-1	22.5	2	0	0	0	0	2.0	6	5	5	0	0	4	1	0	0	.500
	Batavia	1-1	1.93	17	1	0	0	0	32.2	23	7	7	3	4	13	26	3	0	.213
2017	Batavia	3-1	3.25	17	0	0	0	0	27.2	22	11	10	1	1	21	30	2	0	.224
MiLB Totals		4-3	3.18	36	1	0	0	0	62.1	51	23	22	4	5	38	57	5	0	.234

SCHALES, BRIAN

INF

HEIGHT **6-1** | WEIGHT **180** | BATS **RIGHT** | THROWS **RIGHT**
 BORN **FEBRUARY 13, 1996** IN **HUNTINGTON BEACH, CA** | SCHOOL **EDISON (CA) HS**

ACQUIRED **SELECTED IN THE FOURTH ROUND OF THE 2014 FIRST-YEAR PLAYER DRAFT; SIGNED ON JUNE 15, 2014** | SIGNED BY **ROBBY CORSARO (MARLINS)**

YEAR	TEAM	AVG	G	AB	R	H	2B	3B	HR	RBI	BB	SO	SB	CS	OBP	SLG	OPS	E
2014	GCL Marlins	.243	49	173	24	42	8	0	1	23	16	28	2	5	.318	.306	.624	12
2015	Greensboro	.260	122	443	59	115	21	3	4	45	38	76	3	2	.330	.348	.678	26
2016	Jupiter	.194	109	371	38	72	9	1	0	16	40	77	3	1	.284	.224	.508	10
2017	Jupiter	.251	111	367	41	92	13	3	6	42	39	95	0	4	.329	.351	.681	15
MiLB Totals		.237	391	1354	162	321	51	7	11	126	133	276	8	12	.316	.309	.625	63

SCHIRALDI, LUKAS

RHP

HEIGHT **6-6** | WEIGHT **210** | BATS **RIGHT** | THROWS **RIGHT**
 BORN **JULY 25, 1993** IN **AUSTIN, TX** | SCHOOL **UNIVERSITY OF TEXAS**

ACQUIRED **FROM MARINERS ALONGSIDE BRANDON MILLER, BRAYAN HERNANDEZ AND PABLO LOPEZ IN EXCHANGE FOR DAVID PHELPS IN JULY 20, 2017**
 SIGNED BY **BEN COLLMAN (MARINERS)**

YEAR	TEAM	W-L	FRA	G	GS	CG	SHO	SV	IP	H	R	ER	HR	HB	BB	SO	WP	BK	AVG
2014	Everett	1-2	5.18	8	8	0	0	0	24.1	25	15	14	3	1	10	29	9	0	.263
2015	Clinton	4-13	5.19	26	2	0	0	0	126.2	117	83	73	5	12	71	99	25	2	.249
2016	Clinton	6-4	2.68	28	9	0	0	2	74.0	52	27	22	1	5	49	98	22	1	.197
	Bakersfield	0-3	7.77	7	5	0	0	0	22.0	29	19	19	0	3	24	27	9	0	.309
2017	Modesto	2-1	4.58	28	0	0	0	3	37.1	29	21	19	1	4	27	63	14	0	.213
	Jupiter	0-2	4.30	11	0	0	0	0	14.2	13	8	7	1	1	6	17	1	0	.245
MiLB Totals		13-25	4.64	108	48	2	0	5	299.0	265	173	154	11	26	187	333	80	3	.239

SILVA, GERAL

RHP

HEIGHT **6-0** | WEIGHT **165** | BATS **RIGHT** | THROWS **RIGHT**
 BORN **OCTOBER 29, 1994** IN **MARACAY, VEN** | SCHOOL **UED CRISTOBAL ROJAS (VEN)**

ACQUIRED **SIGNED AS AN INTERNATIONAL FREE AGENT ON OCTOBER 21, 2011** | SIGNED BY **WILMER CASTILLO AND ALBERT GONZÁLEZ (MARLINS)**

YEAR	TEAM	W-L	ERA	G	GS	CG	SHO	SV	IP	H	R	ER	HR	HB	BB	SO	WP	BK	AVG
2015	DSL Marlins	1-2	2.39	13	7	0	0	1	52.2	52	23	14	0	3	10	45	2	0	.265
2016	GCL Marlins	2-1	1.96	12	0	0	0	0	18.1	9	5	4	0	3	2	15	6	0	.148
	Batavia	0-0	24.00	3	0	0	0	0	3.0	8	8	8	2	1	3	2	0	0	.471
2017	GCL Marlins	0-0	--	1	0	0	0	0	0.0	0	0	0	0	0	0	0	0	0	--
MiLB Totals		3-3	3.16	29	7	0	0	1	74.0	69	36	26	2	7	15	62	8	0	.252

YEAR	TEAM	AVG	G	AB	R	H	2B	3B	HR	RBI	BB	SO	SB	CS	OBP	SLG	OPS	E	
2012	DSL Marlins	.123	21	57	4	7	0	0	0	4	6	21	3	0	.206	.123	.329	6	
2013	DSL Marlins	.246	51	167	19	41	2	0	0	12	18	31	10	5	.330	.257	.587	19	
2014																			-- DID NOT PLAY - INJURED --
MiLB Totals		.214	72	224	23	48	2	0	0	16	24	52	13	5	.299	.223	.522	25	

FRONT OFFICE
 FIELD AND CLUBHOUSE STAFF
 PLANNERS
 2017 IN REVIEW
 CLUB HISTORY
 POSTSEASON HISTORY
 PLAYER DEVELOPMENT
 2018 OPPONENTS
 GENERAL INFORMATION



SILVIANO, JOHN

C

HEIGHT 5-11 | WEIGHT 190 | BATS LEFT | THROWS RIGHT

BORN JULY 11, 1994 IN HYPOLUXO, FL | SCHOOL SUMMIT CHRISTIAN SCHOOL

ACQUIRED SIGNED AS A NON-DRAFTED FREE AGENT ON JUNE 16, 2016 | SIGNED BY MATT O'BRIEN (BLUE JAYS)

YEAR	TEAM	AVG	G	AB	R	H	2B	3B	HR	RBI	BB	SO	SB	CS	OBP	SLG	OPS	E
2012	GCL Blue Jays	.164	39	116	11	19	4	2	2	17	22	21	0	3	.298	.284	.582	1
2013	Bluefield	.141	34	78	5	11	2	0	3	10	10	34	0	0	.239	.282	.521	0
2014	GCL Blue Jays	.154	7	26	2	4	0	0	0	1	2	10	0	0	.214	.154	.368	1
2015	-- DID NOT PLAY --																	
2016	Greensboro	.212	44	156	17	33	13	0	8	19	13	57	0	0	.281	.449	.730	7
2017	Jupiter	.245	103	384	48	94	17	5	13	55	37	127	4	0	.311	.417	.728	2
MilB Totals		.212	227	760	83	161	36	7	26	102	84	249	4	0	.292	.380	.673	11

SIMS, DEMETRIUS

INF

HEIGHT 6-2 | WEIGHT 200 | BATS RIGHT | THROWS RIGHT

BORN JULY 14, 1995 IN ANN ARBOR, MI | SCHOOL BETHUNE-COOKMAN UNIVERSITY (FL)

ACQUIRED SELECTED IN THE 14TH ROUND OF THE 2017 FIRST-YEAR PLAYER DRAFT; SIGNED ON JUNE 21, 2017 | SIGNED BY DONOVAN O'DOWD (MARLINS)

YEAR	TEAM	AVG	G	AB	R	H	2B	3B	HR	RBI	BB	SO	SB	CS	OBP	SLG	OPS	E
2017	GCL Marlins	.290	20	69	12	20	1	0	0	8	11	12	3	1	.417	.304	.721	6
	Batavia	.186	17	59	5	11	1	1	0	6	4	19	0	1	.262	.237	.499	5
MilB Totals		.242	37	128	17	31	2	1	0	14	15	31	3	2	.349	.273	.622	11

SMITH, CHAD

RHP

HEIGHT 6-4 | WEIGHT 200 | BATS RIGHT | THROWS RIGHT

BORN JUNE 8, 1995 IN MCCALLA, AL | SCHOOL UNIVERSITY OF MISSISSIPPI

ACQUIRED SELECTED IN THE 11TH ROUND OF THE 2016 FIRST-YEAR PLAYER DRAFT; SIGNED ON JUNE 12, 2016 | SIGNED BY MARK WILLOUGHBY (MARLINS)

YEAR	TEAM	W-L	ERA	G	GS	CG	SHO	SV	IP	H	R	ER	HR	HB	BB	SO	WP	BK	AVG
2016	GCL Marlins	0-0	7.71	3	0	0	0	0	2.1	3	4	2	0	2	0	3	0	0	.250
	Batavia	1-2	8.25	15	0	0	0	0	24.0	41	32	22	3	3	12	20	2	0	.360
2017	Greensboro	3-2	2.93	34	0	0	0	7	46.0	42	20	15	3	0	14	52	3	0	.236
MilB Totals		4-4	4.85	52	0	0	0	7	72.1	86	56	39	6	5	26	75	5	0	.283

SORIANO, GEORGE

RHP

HEIGHT 6-2 | WEIGHT 170 | BATS RIGHT | THROWS RIGHT

BORN MARCH 24, 1999 IN SAN PEDRO DE MACORIS, DOM | SCHOOL NO SCHOOL

ACQUIRED SIGNED AS INTERNATIONAL FREE AGENT ON AUGUST 19, 2015 | SIGNED BY ALBERT GONZÁLEZ, ALEX MARTINEZ AND SANDY NIN (MARLINS)

YEAR	TEAM	W-L	ERA	G	GS	CG	SHO	SV	IP	H	R	ER	HR	HB	BB	SO	WP	BK	AVG
2016	DSL Marlins	1-6	3.56	17	9	0	0	2	55.2	49	33	22	3	9	28	56	19	2	.232
2017	-- DID NOT PLAY - INJURED --																		
MilB Totals		1-6	3.56	17	9	0	0	2	55.2	49	33	22	3	9	28	56	19	2	.232

SOSA, MAICOL

RHP

HEIGHT 6-2 | WEIGHT 185 | BATS RIGHT | THROWS RIGHT

BORN FEBRUARY 9, 1999 IN SAN PEDRO DE MACORIS, DOM | SCHOOL NO SCHOOL

ACQUIRED SIGNED AS AN INTERNATIONAL FREE AGENT ON OCTOBER 8, 2016 | SIGNED BY ALBERT GONZÁLEZ, ALIX MARTINEZ AND SANDY NIN (MARLINS)

YEAR	TEAM	AVG	G	AB	R	H	2B	3B	HR	RBI	BB	SO	SB	CS	OBP	SLG	OPS	E
2017	DSL Marlins	.200	21	55	6	11	1	0	0	1	3	12	1	2	.241	.218	.460	0

SOTO, ISRAEL

OF

HEIGHT 6-0 | WEIGHT 190 | BATS LEFT | THROWS LEFT

BORN NOVEMBER 2, 1996 IN BANI, PERAVIA, DOM | SCHOOL NO SCHOOL

ACQUIRED SIGNED AS AN INTERNATIONAL FREE AGENT ON JULY 19, 2013 | SIGNED BY ALBERT GONZÁLEZ, SANDY NIN AND DOMINGO ORTEGA (MARLINS)

YEAR	TEAM	AVG	G	AB	R	H	2B	3B	HR	RBI	BB	SO	SB	CS	OBP	SLG	OPS	E	
2014	GCL Marlins	.251	50	183	26	46	9	1	7	23	10	47	1	2	.302	.426	.728	2	
2015	Greensboro	.125	17	64	2	8	1	0	0	1	3	27	0	0	.164	.141	.305	1	
	GCL Marlins	.346	7	26	3	9	2	1	1	5	5	6	0	1	.438	.615	1.053	0	
	Batavia	.095	5	21	1	2	0	0	0	0	1	10	0	0	.136	.095	.231	2	
2016	Greensboro	.247	113	401	51	99	24	5	9	38	43	115	3	0	.320	.399	.719	5	
2017	-- DID NOT PLAY INJURED --																		
MilB Totals		.236	192	695	83	164	36	7	17	67	62	205	4	3	.301	.381	.682	10	



SQUIER, SCOTT

LHP

HEIGHT **6-5** | WEIGHT **190** | BATS **RIGHT** | THROWS **LEFT**
 BORN **SEPTEMBER 17, 1992** IN PHOENIX, AZ | SCHOOL **UNIVERSITY OF HAWAII**

ACQUIRED **SELECTED IN THE 16TH ROUND OF THE 2014 FIRST-YEAR PLAYER DRAFT; SIGNED ON JUNE 18, 2014** | SIGNED BY **ROBBY CORSARO (MARLINS)**

YEAR	TEAM	W-L	ERA	G	GS	CG	SHO	SV	IP	H	R	ER	HR	HB	BB	SO	WP	BK	AVG
2014	Batavia	4-2	3.17	13	6	0	0	0	48.1	43	20	17	1	1	18	40	5	0	.239
2015	Greensboro	5-3	7.50	15	5	0	0	0	42.0	58	37	35	7	3	19	33	1	1	.331
	Batavia	6-2	3.55	15	8	0	0	0	66.0	69	32	26	2	5	15	64	10	0	.267
2016	Greensboro	1-1	2.12	14	0	0	0	5	29.2	23	9	7	1	0	8	28	1	1	.215
	Jupiter	5-1	3.64	18	7	0	0	0	59.1	63	25	24	2	4	13	41	3	0	.273
2017	Jupiter	5-9	3.82	28	26	1	0	0	132.0	143	65	56	15	14	26	102	3	0	.280
MiLB Totals		26-18	3.94	103	52	1	0	5	377.1	399	188	165	28	27	99	308	23	2	.273

SULLIVAN, ZACH

OF

HEIGHT **6-3** | WEIGHT **180** | BATS **RIGHT** | THROWS **RIGHT**
 BORN **NOVEMBER 26, 1995** IN ELMIRA, NY | SCHOOL **CORNING EAST (NY) HS**

ACQUIRED **SELECTED IN THE 14TH ROUND OF THE 2014 FIRST-YEAR PLAYER DRAFT; SIGNED ON JUNE 15, 2014** | SIGNED BY **ROBBY CORSARO (MARLINS)**

YEAR	TEAM	AVG	G	AB	R	H	2B	3B	HR	RBI	BB	SO	SB	CS	OBP	SLG	OPS	E
2014	GCL Marlins	.280	30	93	12	26	3	1	2	11	16	19	9	1	.389	.398	.787	1
2015	Greensboro	.192	116	370	42	71	7	3	0	21	19	106	13	4	.235	.227	.462	6
2016	Greensboro	.226	111	381	38	86	21	3	3	37	25	117	9	10	.280	.320	.600	4
2017	Jupiter	.178	85	269	26	48	11	3	4	28	18	106	7	1	.239	.286	.525	3
MiLB Totals		.208	342	1113	118	231	42	10	9	97	78	348	38	16	.265	.288	.553	14

SURIEL, EDISON

LHP

HEIGHT **5-10** | WEIGHT **160** | BATS **LEFT** | THROWS **LEFT**
 BORN **OCTOBER 24, 1998** IN SANTO DOMINGO, DOM | SCHOOL **NO SCHOOL**

ACQUIRED **SIGNED AS INTERNATIONAL FREE AGENT ON JULY 9, 2015** | SIGNED BY **ALBERT GONZÁLEZ AND SANDY NIN (MARLINS)**

YEAR	TEAM	W-L	ERA	G	GS	CG	SHO	SV	IP	H	R	ER	HR	HB	BB	SO	WP	BK	AVG
2016	DSL Marlins	1-8	3.50	14	8	0	0	0	46.1	39	27	18	1	3	36	47	18	4	.232
2017	DSL Marlins	4-1	1.59	17	0	0	0	1	39.2	21	12	7	0	5	14	56	11	0	.146
MiLB Totals		5-9	2.62	31	8	0	0	1	86.0	60	39	25	1	8	50	103	29	4	.192

TORRES, CHRIS

INF

HEIGHT **5-11** | WEIGHT **170** | BATS **SWITCH** | THROWS **RIGHT**
 BORN **FEBRUARY 6, 1998** IN SANTIAGO DE LOS CABALLEROS, SANTIAGO, DOM | SCHOOL **NO SCHOOL**

ACQUIRED **FROM SEATTLE ALONG WITH ROBERT DUGGER AND NICK NEIDERT IN EXCHANGE FOR DEE GORDON ON DECEMBER 7, 2017**
 SIGNED BY **TIM MISSNER, EDDY TOLEDO AND KELVIN DOMINGUEZ (MARINERS)**

YEAR	TEAM	AVG	G	AB	R	H	2B	3B	HR	RBI	BB	SO	SB	CS	OBP	SLG	OPS	E
2015	DSL Mariners2	.251	64	215	40	54	8	3	2	30	51	56	20	9	.399	.344	.743	30
2016	AZL Mariners	.257	44	167	31	43	9	4	0	17	19	44	12	4	.337	.359	.696	14
2017	AZL Mariners	.222	4	9	1	2	0	2	0	1	3	5	1	0	.417	.667	1.084	1
	Everett	.238	48	193	44	46	8	6	6	22	25	64	13	3	.324	.435	.759	20
MiLB Totals		.248	160	584	116	145	25	15	8	70	98	169	46	16	.358	.384	.742	65

TOWEY, CAL

OF

HEIGHT **6-1** | WEIGHT **215** | BATS **LEFT** | THROWS **RIGHT**
 BORN **FEBRUARY 6, 1990** IN KIRKLAND, WA | SCHOOL **BAYLOR UNIVERSITY**

ACQUIRED **SELECTED IN TRIPLE-A PHASE OF RULE 5 DRAFT ON DECEMBER 8, 2016** | SIGNED BY **RUDY VASQUEZ (ANGELS)**

YEAR	TEAM	AVG	G	AB	R	H	2B	3B	HR	RBI	BB	SO	SB	CS	OBP	SLG	OPS	E
2013	Orem	.317	70	230	69	73	16	6	8	53	67	59	13	3	.492	.543	1.035	17
2014	Inland Empire	.279	128	477	72	133	24	6	10	63	51	137	21	15	.364	.417	.781	18
2015	AZL Angels	.222	3	9	2	2	0	0	0	0	5	3	0	0	.500	.222	.722	0
	Arkansas	.215	98	316	39	68	16	3	2	49	56	110	11	3	.340	.304	.644	6
2016	Arkansas	.292	57	192	28	56	11	5	4	17	34	51	5	6	.402	.464	.866	1
	Salt Lake	.244	78	258	37	63	9	4	9	32	42	94	9	5	.357	.415	.772	4
2017	Jacksonville	.177	26	79	9	14	5	0	1	11	13	37	0	0	.305	.278	.584	0
	New Orleans	.237	76	236	29	56	14	2	4	24	42	73	2	1	.367	.364	.732	8
MiLB Totals		.259	536	1797	285	465	95	26	38	249	310	564	61	33	.380	.404	.784	54



FRONT OFFICE | FIELD AND CLUBHOUSE STAFF | PLANNERS | 2017 IN REVIEW | CLUB HISTORY | POSTSEASON HISTORY | PLAYER DEVELOPMENT | 2018 OPPONENTS | GENERAL INFORMATION

TWINE, JUSTIN**INF**

HEIGHT 5-11 | WEIGHT 205 | BATS RIGHT | THROWS RIGHT

BORN OCTOBER 7, 1995 IN FALL CITY, TX | SCHOOL FALLS CITY (TX) HS

ACQUIRED SELECTED IN SECOND ROUND OF 2014 FIRST-YEAR PLAYER DRAFT; SIGNED ON JUNE 14, 2014 | SIGNED BY RYAN WARDINSKY (MARLINS)

YEAR TEAM	AVG	G	AB	R	H	2B	3B	HR	RBI	BB	SO	SB	CS	OBP	SLG	OPS	E
2014 GCL Marlins	.229	44	166	19	38	8	5	1	16	6	52	5	1	.285	.355	.640	11
2015 Greensboro	.206	117	451	44	93	20	3	7	39	6	108	8	4	.235	.310	.545	29
2016 Greensboro	.249	99	353	42	88	17	2	3	33	19	116	8	6	.308	.334	.642	7
2017 Greensboro	.185	66	248	29	46	6	5	3	31	18	76	3	2	.251	.286	.537	5
Jupiter	.242	32	120	14	29	6	1	1	4	3	30	4	1	.278	.333	.611	3
MLB Totals	.220	358	1338	148	294	57	16	15	123	52	382	28	14	.268	.320	.587	55

UREÑA, JUAN**INF**

HEIGHT 6-2 | WEIGHT 180 | BATS RIGHT | THROWS RIGHT

BORN DECEMBER 10, 1998 IN PUERTO PLATA, DOM | SCHOOL NO SCHOOL

ACQUIRED SIGNED AS AN INTERNATIONAL FREE AGENT ON JULY 2, 2015 | SIGNED BY ALBERT GONZÁLEZ, ALIX MARTINEZ AND SANDY NIN (MARLINS)

YEAR TEAM	AVG	G	AB	R	H	2B	3B	HR	RBI	BB	SO	SB	CS	OBP	SLG	OPS	E
2016	-- DID NOT PLAY - INJURED --																
2017 DSL Marlins	.215	34	93	17	20	5	1	0	16	16	33	3	0	.360	.290	.650	10

VALENCIO, HENRY**RHP**

HEIGHT 6-1 | WEIGHT 170 | BATS RIGHT | THROWS RIGHT

BORN MAY 11, 1999 IN SAN PEDRO DE MACORIS, DOM | SCHOOL NO SCHOOL

ACQUIRED SIGNED AS INTERNATIONAL FREE AGENT ON OCTOBER 8, 2016 | SIGNED BY ALBERT GONZÁLEZ, ALIX MARTINEZ AND SANDY NIN (MARLINS)

YEAR TEAM	W-L	ERA	G	GS	CG	SHO	SV	IP	H	R	ER	HR	HB	BB	SO	WP	BK	AVG
2017 DSL Marlins	1-1	7.20	5	0	0	0	0	5.0	6	6	4	0	0	3	3	1	0	.300

VALERA, FRANK**RHP**

HEIGHT 6-3 | WEIGHT 210 | BATS RIGHT | THROWS RIGHT

BORN OCTOBER 2, 1999 IN SAN PEDRO DE MACORIS, DOM | SCHOOL NO SCHOOL

ACQUIRED SIGNED AS INTERNATIONAL FREE AGENT ON JULY 3, 2017 | SIGNED BY ALBERT GONZÁLEZ, SANDY NIN AND DOMINGO ORTEGA (MARLINS)

YEAR TEAM	W-L	ERA	G	GS	CG	SHO	SV	IP	H	R	ER	HR	HB	BB	SO	WP	BK	AVG
2018 WILL BE HIS FIRST PROFESSIONAL SEASON																		

VAZQUEZ, BOO**INF**

HEIGHT 6-4 | WEIGHT 220 | BATS LEFT | THROWS RIGHT

BORN APRIL 4, 1993 IN YOUNGSTOWN, OH | SCHOOL UNIVERSITY OF PITTSBURGH

ACQUIRED SIGNED AS A MINOR LEAGUE FREE AGENT ON JANUARY 11, 2017 | SIGNED BY (ROYALS)

YEAR TEAM	AVG	G	AB	R	H	2B	3B	HR	RBI	BB	SO	SB	CS	OBP	SLG	OPS	E
2015	-- PLAYED IN INDEPENDENT LEAGUE --																
2016 Burlington	.255	44	161	26	41	11	5	2	29	13	43	1	0	.317	.422	.739	1
2017 Greensboro	.281	67	242	31	68	16	3	6	32	27	72	0	5	.362	.446	.809	1
Jupiter	.270	41	152	12	41	10	2	1	18	9	37	1	1	.313	.382	.694	0
MLB Totals	.270	152	555	69	150	37	10	9	79	49	152	2	6	.336	.422	.758	2

VERA, ANDERSON**RHP**

HEIGHT 6-3 | WEIGHT 185 | BATS RIGHT | THROWS RIGHT

BORN OCTOBER 14, 1997 IN MARACAY, VEN | SCHOOL NO SCHOOL

ACQUIRED SIGNED AS AN INTERNATIONAL FREE AGENT ON JULY 3, 2014 | SIGNED BY WILMER CASTILLO AND ALBERT GONZÁLEZ (MARLINS)

YEAR TEAM	W-L	ERA	G	GS	CG	SHO	SV	IP	H	R	ER	HR	HB	BB	SO	WP	BK	AVG
2015 DSL Marlins	2-2	4.91	17	3	0	0	0	36.2	36	26	20	3	4	15	24	4	0	.261
2016 DSL Marlins	1-4	4.70	11	5	0	0	0	44.0	47	29	23	3	0	13	33	5	0	.272
2017 DSL Marlins	1-0	3.41	18	0	0	0	5	31.2	33	19	12	0	0	12	27	2	0	.270
MLB Totals	4-6	4.41	46	8	0	0	5	112.1	116	74	55	6	4	40	84	11	0	.268

VILLALOBOS, JONAIKER**LHP**

HEIGHT 6-0 | WEIGHT 160 | BATS LEFT | THROWS LEFT

BORN JULY 11, 1999 IN EL PARAISO, VEN | SCHOOL NO SCHOOL

ACQUIRED SIGNED AS AN INTERNATIONAL FREE AGENT ON JULY 11, 2015 | SIGNED BY WILMER CASTILLO AND ALBERT GONZÁLEZ (MARLINS)

YEAR TEAM	W-L	ERA	G	GS	CG	SHO	SV	IP	H	R	ER	HR	HB	BB	SO	WP	BK	AVG
2016 DSL Marlins	1-2	4.76	16	1	0	0	0	39.2	46	26	21	1	1	13	32	6	0	.288
2017 DSL Marlins	4-1	1.13	15	0	0	0	2	40.0	26	10	5	1	1	12	24	1	0	.187
MLB Totals	5-3	2.94	31	1	0	0	2	79.2	72	36	26	2	2	25	56	7	0	.241



WEAVER, CHUCK**RHP**

HEIGHT 6-4 | WEIGHT 200 | BATS RIGHT | THROWS RIGHT

BORN JANUARY 4, 1991 IN FORT WAYNE, IN | SCHOOL UNIVERSITY OF INDIANA-PURDUE AT FORT WAYNE

ACQUIRED SIGNED AS NON-DRAFTED FREE AGENT ON AUGUST 20, 2015 | SIGNED BY BRETT WEST (MARLINS)

YEAR	TEAM	W-L	ERA	G	GS	CG	SHO	SV	IP	H	R	ER	HR	HB	BB	SO	WP	BK	AVG
2015	Batavia	0-2	2.42	4	3	0	0	0	22.1	28	12	6	0	1	3	19	1	0	.298
2016	Greensboro	9-5	3.02	17	14	0	0	0	83.1	77	37	28	7	7	10	72	3	0	.242
2017									-- DID NOT PLAY -- INJURED --										
MiLB Totals		9-7	2.90	21	17	0	0	0	105.2	105	49	34	7	8	13	91	4	0	.255

WELLS, HUNTER**RHP**

HEIGHT 6-2 | WEIGHT 170 | BATS RIGHT | THROWS RIGHT

BORN MAY 22, 1995 IN SPOKANE, WA | SCHOOL GONZAGA UNIVERSITY

ACQUIRED SELECTED IN 23RD ROUND OF 2016 FIRST-YEAR PLAYER DRAFT; SIGNED ON JULY 8, 2016 | SIGNED BY GABE SANDY (MARLINS)

YEAR	TEAM	W-L	ERA	G	GS	CG	SHO	SV	IP	H	R	ER	HR	HB	BB	SO	WP	BK	AVG
2016	GCL Marlins	0-0	0.00	4	0	0	0	0	4.0	2	0	0	0	0	2	0	0	0	.167
	Batavia	2-0	6.30	6	0	0	1	1	10.0	13	7	7	0	0	5	5	3	0	.317
2017	Batavia	0-2	2.35	2	2	0	0	0	7.2	9	5	2	1	1	7	0	0	0	.273
MiLB Totals		2-2	3.74	12	2	0	0	1	21.2	24	12	9	1	1	6	14	3	0	.279

WHEAT, DALTON**OF**

HEIGHT 6-2 | WEIGHT 185 | BATS LEFT | THROWS RIGHT

BORN NOVEMBER 27, 1993 IN WICHITA, KS | SCHOOL EMPORIA STATE UNIVERSITY (KS)

ACQUIRED SIGNED AS A MINOR LEAGUE FREE AGENT ON OCTOBER 17, 2016 | SIGNED BY DAVID ESPINOSA (MARLINS)

YEAR	TEAM	AVG	G	AB	R	H	2B	3B	HR	RBI	BB	SO	SB	CS	OBP	SLG	OPS	E
2016									-- PLAYED IN INDEPENDENT LEAGUE --									
2017	Greensboro	.242	36	124	21	30	6	1	16	11	27	3	0		.329	.331	.659	0
	Jupiter	.205	13	44	5	9	1	1	0	4	2	10	2	2	.239	.273	.512	0
MiLB Totals		.232	49	168	26	39	7	2	1	20	13	37	5	2	.306	.315	.622	0

WHEATLEY, BRENT**RHP**

HEIGHT 6-4 | WEIGHT 210 | BATS RIGHT | THROWS RIGHT

BORN AUGUST 31, 1993 IN VILLA PARK, CA | SCHOOL UNIVERSITY OF SOUTHERN CALIFORNIA

ACQUIRED SELECTED IN 17TH ROUND OF 2016 FIRST-YEAR PLAYER DRAFT; SIGNED ON JUNE 16, 2016 | SIGNED BY ROBBY CORSARO (MARLINS)

YEAR	TEAM	W-L	ERA	G	GS	CG	SHO	SV	IP	H	R	ER	HR	HB	BB	SO	WP	BK	AVG
2016	Batavia	0-3	8.59	15	0	0	0	1	22.0	31	25	21	1	3	11	14	2	0	.333
	GCL Marlins	0-0	0.00	2	0	0	0	0	3.0	1	0	0	0	0	1	5	0	0	.143
2017	Batavia	2-1	4.44	16	0	0	0	5	24.1	19	14	12	1	4	15	25	3	0	.213
MiLB Totals		2-4	6.02	33	0	0	0	6	49.1	51	39	33	2	7	27	44	5	0	.270

WHITE, HARRISON**of**

HEIGHT 5-11 | WEIGHT 175 | BATS LEFT | THROWS RIGHT

BORN NOVEMBER 18, 1994 IN LAGUNA NIGUEL, CA | SCHOOL YALE UNIVERSITY

ACQUIRED SELECTED IN THE 31ST ROUND OF THE 2017 FIRST-YEAR PLAYER DRAFT; SIGNED ON JUNE 20, 2017 | SIGNED BY STEVE PAYNE (MARLINS)

YEAR	TEAM	AVG	G	AB	R	H	2B	3B	HR	RBI	BB	SO	SB	CS	OBP	SLG	OPS	E
2017	Batavia	.280	38	132	15	37	6	0	1	12	21	32	1	1	.379	.348	.728	4

YARBROUGH, ALEX**INF**

HEIGHT 6-0 | WEIGHT 200 | BATS SWITCH | THROWS RIGHT

BORN AUGUST 3, 1991 IN ALLEN, TX | SCHOOL UNIVERSITY OF MISSISSIPPI

ACQUIRED SELECTED IN MINOR LEAGUE PHASE OF RULE 5 DRAFT ON DECEMBER 8, 2016 | SIGNED BY JT ZINK (ANGELS)

YEAR	TEAM	AVG	G	AB	R	H	2B	3B	HR	RBI	BB	SO	SB	CS	OBP	SLG	OPS	E
2012	Cedar Rapids	.287	58	244	35	70	12	9	0	27	10	20	9	2	.320	.410	.730	5
	Arkansas	.111	5	18	1	2	1	0	0	0	0	3	0	0	.111	.167	.278	2
2013	Inland Empire	.313	136	582	77	182	32	10	11	80	27	106	14	4	.341	.459	.800	10
2014	Arkansas	.285	136	544	66	155	38	4	5	77	33	124	6	6	.321	.397	.718	10
2015	Salt Lake	.236	128	500	56	118	29	3	4	48	26	136	1	1	.274	.324	.598	14
2016	Salt Lake	.214	4	14	0	3	1	1	0	3	0	1	0	0	.200	.429	.629	1
	Arkansas	.267	131	510	48	136	32	3	4	52	32	128	11	7	.307	.365	.672	3
2017	Jacksonville	.231	111	364	32	84	14	5	4	30	32	105	4	0	.294	.330	.623	15
MiLB Totals		.270	709	2776	315	750	159	35	27	317	160	623	45	20	.309	.382	.690	6

FRONT OFFICE

FIELD AND
CLUBHOUSE STAFF

PLAYERS

2017 IN REVIEW

CLUB HISTORY

POSTSEASON HISTORY

PLAYER DEVELOPMENT

2018 OPPONENTS

GENERAL INFORMATION





OPPONENTS



ARIZONA DIAMONDBACKS

NL WEST | 2017 FINISH: 93-69 (2nd)

CHASE FIELD - 401 E. JEFFERSON STREET - OPENED 1998 (48,618)
602-462-6500 (OFFICE)

Executive VP & General Manager: Mike Hazen
 Senior VP & Asst. General Manager: Amiel Sawdaye
 Senior VP & Asst. General Manager: Jared Porter
 Senior VP, Content & Communications: Josh Rawitch
 Senior Director, Player & Media Relations: Casey Wilcox
 Team Twitter: @Dbacks/@LosDbacks



Torey Lovullo

2018 FIELD STAFF

Manager: Torey Lovullo
 2nd Season w/ARI (93-69/574)
 2nd Career Season
 Bench: Jerry Narron
 Hitting: Dave Magadan
 Assistant Hitting: Tim Laker
 Pitching: Mike Butcher
 Bullpen: Mike Fetters
 1st Base: Dave McKay
 3rd Base: Tony Perezchica

SERIES INFORMATION

Largest Margin of Victory: 9 (4x) - last, August 20, 2012 at ARI (12-3)
Largest Margin of Defeat: 11 (2x) - last, May 30, 2011 at ARI (15-4)
Most Runs Scored: 14 (2x) - last, July 9, 2009 at ARI (14-7)
Most Runs Allowed: 15 (2x) - last, May 30, 2011 at ARI (15-4)
Longest Winning Streak: 6 (2x), last, July 21, 2015-June 10, 2016
Longest Losing Streak: 8, May 20, 1998-Aug. 26, 1999
Last Two-Game Sweep By Marlins in Miami: None
By Marlins in Phoenix: None
By Arizona in Miami: May 20-21, 1998
By Arizona in Phoenix: None
Last Three-Game Sweep By Marlins in Miami: May 3-5, 2016
By Marlins in Phoenix: None
By Arizona in Miami: Aug. 24-26, 1999
By Arizona in Phoenix: Aug. 9-11, 2002
Last Four-Game Sweep By Marlins in Miami: None
By Marlins in Phoenix: None
By Arizona in Miami: May 18-21, 2015
By Arizona in Phoenix: July 23-26, 2007
Largest Home Crowd: 40,819 - May 23, 2004
Largest Away Crowd: 47,720 - Aug. 10, 2002

SERIES HISTORY

YEAR	HOME	ROAD	TOTAL	YEAR	HOME	ROAD	TOTAL	YEAR	HOME	ROAD	TOTAL
1998	1-3	1-3	2-6	2005	2-1	2-1	4-2	2012	1-3	2-2	3-5
1999	0-3	1-5	1-8	2006	2-1	2-1	4-2	2013	1-2	1-2	2-4
2000	3-3	2-1	5-4	2007	1-2	0-4	1-6	2014	3-1	1-2	4-3
2001	2-1	0-3	2-4	2008	5-1	2-1	7-2	2015	0-4	2-1	2-5
2002	1-2	0-3	1-5	2009	1-3	2-2	3-5	2016	4-3	1-2	3-0
2003	3-0	2-2	5-2	2010	1-1	2-2	3-3	2017	3-1	1-2	4-3
2004	3-1	1-2	4-3	2011	1-3	1-2	2-5	Total	37-36	26-43	63-79

2017 RESULTS

DATE	SITE	RESULT	WIN	LOSS	SAVE	TIME	ATT
6/1	MIA	L,2-3	Greinke	Barracough	Rodney	3:00	16,433
6/2	MIA	W,7-5	McGowan	Corbin	Ramos	3:00	17,413
6/3	MIA	W,3-0	Volquez	Delgado	---	2:31	21,548
6/4	MIA	W,6-5	Wittgren	De La Rosa	Ramos	3:32	20,387
9/22	ARI	L,11-13	Hoover	McGowan	Rodney	3:54	34,588
9/23	ARI	W,12-6	Ellington	Walker	---	3:51	39,259
9/24	ARI	L,2-3	Rodney	Nicolino	---	3:10	31,539

*Roof & windows open

2018 SCHEDULE

DAY	DATE	SITE	TIME
Fri.	6/1	ARI	9:40
Sat.	6/2	ARI	10:10
Sun.	6/3	ARI	4:10
Mon.	6/25	MIA	7:10
Tues.	6/26	MIA	7:10
Wed.	6/27	MIA	7:10
Thurs.	6/28	MIA	12:10

* All time Eastern; subject to change

NOTABLE MOMENTS IN SERIES HISTORY

- On September 6, 2006, Anibal Sanchez, making just his 13th career start, threw the fourth no-hitter in Marlins' history in a 2-0 win over Arizona at Sun Life Stadium.
- It was the 233rd no-hitter in Major League history (127th in NL), the 19th by a rookie, and the second by a Venezuelan pitcher.




ATLANTA BRAVES

NL EAST | 2017 FINISH: 72-90 (3rd)

SUNTRUST PARK - 755 BATTERY AVENUE SE - OPENED 2017 (41,149)
404-614-1463 (PRESS BOX)

Executive Vice President/General Manager: Alex Anthopoulos
Vice President of Baseball Operations/Assistant GM: Perry Minasian
Director of Team Travel: Jim Lovell
Sr. Director of Media Relations: Brad Hainje
Team Twitter: @Braves



Brian Snitker

2018 FIELD STAFF

Manager: Brian Snitker
3rd Season w/ATL (131-155/ 458)
3rd Career Season
Bench: Walt Weiss
Hitting: Kevin Seitzer
Assistant Hitting: Jose Castro
Pitching: Chuck Hernandez
Bullpen: Marty Reed
1st Base: Eric Young
3rd Base: Ron Washington

SERIES INFORMATION

Largest Margin of Victory:	19 - July 1, 2003 at FLA (20-1)
Largest Margin of Defeat:	18 - October 3, 1999 at ATL (18-0)
Most Runs Scored:	20 - July 1, 2003 at FLA (20-1)
Most Runs Allowed:	20 - Oct. 5, 2001 at ATL (20-5)
Longest Winning Streak:	7 - August 9-September 27, 2015
Longest Losing Streak:	11 - July 15, 1994-Aug. 15, 1995
Last Two-Game Sweep By Marlins in Miami:	None
By Marlins in Atlanta:	May 13-14, 1997
By Atlanta in Miami:	May 17-17, 2015
By Atlanta in Atlanta:	July 17-18, 2002
Last Three-Game Sweep By Marlins in Miami:	Sept. 25-27, 2015
By Marlins in Atlanta:	Aug. 31-Sept. 2, 2015
By Atlanta in Miami:	April 15-17, 2016
By Atlanta in Atlanta:	Sept. 25-27, 2012
Last Four-Game Sweep By Marlins in Miami:	None
By Marlins in Atlanta:	None
By Atlanta in Miami:	None
By Atlanta in Atlanta:	May 15-18, 2006
Largest Home Crowd:	57,405 - April 5, 2005 (Opening Day)
Largest Away Crowd:	51,775 - Sept. 24, 2005

SERIES HISTORY

YEAR	HOME	ROAD	TOTAL	YEAR	HOME	ROAD	TOTAL	YEAR	HOME	ROAD	TOTAL
1993	2-4	3-3	5-7	2002	5-5	3-6	8-11	2011	2-7	4-5	6-12
1994	2-4	2-4	4-8	2003	6-3	4-6	10-9	2012	2-7	2-7	4-14
1995	2-5	1-5	3-10	2004	4-5	1-9	5-14	2013	2-8	4-5	6-13
1996	5-1	2-5	7-6	2005	6-4	2-6	8-10	2014	5-4	5-5	10-9
1997	4-2	4-2	8-4	2006	5-4	3-7	8-11	2015	3-6	6-4	9-10
1998	3-3	2-4	5-7	2007	4-5	4-5	8-10	2016	2-6	5-5	7-11
1999	2-4	2-5	4-9	2008	5-4	3-6	8-10	2017	5-4	3-7	8-11
2000	4-2	2-4	6-6	2009	4-5	6-3	10-8	Total	94-110	80-130	174-240
2001	5-4	5-5	10-9	2010	5-4	2-7	7-11				

At Fulton County Stadium: 8-17
At Turner Field: 68-106

At Fort Bragg Field: 1-0
At SunTrust Park: 3-7

2017 RESULTS

DATE	SITE	RESULT	WIN	LOSS	SAVE	TIME	ATT
4/11	MIA	W,8-4	Straily	Colon	---	2:54	36,519
4/12	MIA	L,4-5	Vizcaino	Ramos	Johnson	2:51	16,808
5/12	MIA	L,4-8	Foltynewicz	Ureña	---	3:11	20,052
5/13	MIA	L,1-3	Teheran	Volquez	Johnson	2:49	26,692
5/14	MIA	W,3-1	Barraclough	Dickey	Ramos	2:27	17,277
6/16	ATL	W,5-0	Straily	Newcomb	---	2:44	38,123
6/17	ATL	L,7-8 (10)	Vizcaino	Ramos	---	3:48	38,661
6/18	ATL	L,4-5	Johnson	Steckenrider	---	2:53	36,912
8/4	ATL	L,3-5	Dickey	Conley	Vizcaino	2:40	35,914
8/5	ATL	L,2-7	Foltynewicz	Straily	Vizcaino	2:58	40,731
8/6	ATL	W,4-1	Ureña	Sims	Ziegler	2:29	29,651
9/7	ATL	L,5-6	Brothers	Ziegler	---	3:23	23,561
9/8	ATL	W,7-1	Ureña	Foltynewicz	---	3:16	30,056
9/9	ATL	L,5-6	Vizcaino	Barraclough	---	3:21	34,043
9/10	ATL	L,8-10 (11)	Vizcaino	Worley	---	3:47	34,974
9/28	MIA	W,7-1	Peters	Teheran	---	3:06	17,305
9/29	MIA	W,6-5	Conley	Winkler	Ziegler	3:08	19,527
9/30	MIA	W,10-2	Despaigne	Sims	---	2:59	25,264
10/1	MIA	L,5-8	Winkler	Tazawa	Vizcaino	3:19	25,222

2018 SCHEDULE

DAY	DATE	SITE	TIME
Thurs.	5/10	MIA	7:10
Fri.	5/11	MIA	7:10
Sat.	5/12	MIA	9:10
Sun.	5/13	MIA	1:10
Fri.	5/18	ATL	7:35
Sat.	5/19	ATL	7:10
Sun.	5/20	ATL	1:35
Mon.	7/23	MIA	7:10
Tues.	7/24	MIA	12:10
Mon.	7/30	ATL	7:35
Tues.	7/31	ATL	7:35
Wed.	8/1	ATL	7:35
Mon.	8/13	ATL	7:35
Tues.	8/14	ATL	7:35
Wed.	8/15	ATL	7:35
Fri.	8/23	MIA	7:10
Fri.	8/24	MIA	7:10
Sat.	8/25	MIA	7:10
Sun.	8/26	MIA	1:10

* All time Eastern; subject to change

FRONT OFFICE
FIELD AND CLUBHOUSE STAFF
PLANNERS
2017 IN REVIEW
CLUB HISTORY
POSTSEASON HISTORY
PLAYER DEVELOPMENT

2018 OPPONENTS

GENERAL INFORMATION



CHICAGO CUBS

NL CENTRAL | 2017 FINISH: 92-70 (1st)

WRIGLEY FIELD - 1060 W. ADDISON STREET - OPENED 1914 (41,160)
 773-404-4191 (OFFICE) - 773-404-4209 (PRESS BOX)

President, Baseball Operations: Theo Epstein
Executive VP & General Manager: Jed Hoyer
Traveling Secretary: Vijay Tekchandani
Director of Media Relations: Peter Chase
Asst. Director of Media Relations: Jason Carr
Team Twitter: @Cubs



Joe Maddon

2018 FIELD STAFF

Manager: Joe Maddon
 4th Season w/ CHC (292-193/ 602)
 15th Career Season (1073-922/ 538)
Hitting: Brandon Hyde
Assistant Hitting: Chli Davis
 Andy Haines
Pitching: Jim Hickey
Bullpen: Lester Strode
1st Base: Will Venable
3rd Base: Brian Butterfield

SERIES INFORMATION

Largest Margin of Victory:	11 - August 26, 1997 at CHC (11-0)
Largest Margin of Defeat:	14 (2x) - last, June 14, 2005 at CHC (14-0)
Most Runs Scored:	15 - June 15, 2005 at CHC
Most Runs Allowed:	16 - July 20, 2003 at FLA
Longest Winning Streak:	10 - April 26, 2006-September 27, 2007
Longest Losing Streak:	6 (2x) - last, May 12, 2010-May 19, 2011
Last Two-Game Sweep By Marlins in Miami:	Aug. 19-20, 1997
By Marlins in Chicago:	April 8-10, 1997
By Chicago in Miami:	May 18-19, 2011
By Chicago in Chicago:	None
Last Three-Game Sweep By Marlins in Miami:	April 17-19, 2012
By Marlins in Chicago:	May 28-30, 2007
By Chicago in Miami:	Sept. 17-19, 2010
By Chicago in Chicago:	Aug. 1-3, 2016
Last Four-Game Sweep By Marlins in Miami:	None
By Marlins in Chicago:	None
By Chicago in Miami:	None
By Chicago in Chicago:	None
Largest Home Crowd:	44,075 - May 22, 1993
Largest Away Crowd:	41,630 - May 28, 2007

SERIES HISTORY

YEAR	HOME	ROAD	TOTAL	YEAR	HOME	ROAD	TOTAL	YEAR	HOME	ROAD	TOTAL
1993	5-2	2-4	7-6	2002	2-1	0-3	2-4	2011	0-2	3-1	3-3
1994	0-2	5-2	5-4	2003	1-2	1-2	2-4	2012	3-0	1-2	4-2
1995	2-4	2-4	4-8	2004	1-1	2-2	3-3	2013	1-3	2-1	3-4
1996	3-3	3-3	6-6	2005	0-3	4-2	4-5	2014	1-2	1-2	2-4
1997	5-0	4-2	9-2	2006	3-0	1-2	4-2	2015	2-1	1-2	3-3
1998	2-4	0-3	2-7	2007	3-0	3-0	6-0	2016	3-1	0-3	3-4
1999	1-5	2-1	3-6	2008	1-2	2-2	3-4	2017	2-2	1-2	3-4
2000	3-0	3-1	6-1	2009	2-1	1-3	3-4	Total	48-45	47-52	95-97
2001	2-1	1-2	3-3	2010	0-3	2-1	2-4				

2017 RESULTS

DATE	SITE	RESULT	WIN	LOSS	SAVE	TIME	ATT
6/5	CHC	L,1-3	Butler	Straily	Montgomery	2:16	34,037
6/6	CHC	L,2-10	Arrieta	Locke	---	3:01	34,082
6/7	CHC	W,6-5	Ureña	Lackey	Ramos	3:06	37,294
6/22	MIA	L,1-11	Arrieta	Locke	---	2:54	23,472
6/23	MIA	W,2-0	Ureña	Lackey	Ramos	2:30	24,684
6/24	MIA	L,3-5	Lester	Wittgren	Davis	2:55	25,448
6/25	MIA	W,4-2	Volquez	Montgomery	Ramos	2:51	25,110

2018 SCHEDULE

DAY	DATE	SITE	TIME
Thurs.	3/29	MIA	12:40
Fri.	3/30	MIA	7:10
Sat.	3/31	MIA	7:10
Sun.	4/1	MIA	1:10
Mon.	5/7	CHC	8:05
Tues.	5/8	CHC	8:05
Wed.	5/9	CHC	2:20

* All Time Eastern; subject to change

NOTABLE MOMENTS IN SERIES HISTORY

- The Marlins have more wins against the Cubs (95) than any other National League Central team.
- In 2003, the Cubs (13) and Marlins (10) combined for 23 home runs in the National League Championship Series, setting a new record for the series.



CINCINNATI REDS

NL CENTRAL | 2017 FINISH: 68-94 (5th)

GREAT AMERICAN BALL PARK - 100 JOE NUXHALL WAY
OPENED 2003 (42,271)
513-765-7800 (OFFICE) - 513-765-7350/7160 (PRESS BOX/VISITING PR)

President of Baseball Ops. & GM: Dick Williams
Vice President/Assistant GM: Sam Grossman
Vice President/Assistant GM: Nick Krall
Sr. Director, Team Travel: Gary Wahoff
Vice President of Media Relations: Rob Butcher
Team Twitter: @reds



Bryan Price


2018 FIELD STAFF

Manager: Bryan Price
 5th Season w/ CIN (276-372/ 426)
 5th Career Season

Bench: Jim Rogleman
Hitting: Don Long
Assistant Hitting: Tony Jaramillo
Pitching: Mack Jenkins
Assistant Pitching: Ted Power
1st Base: Freddie Benavides
3rd Base: Billy Hatcher

SERIES INFORMATION

Largest Margin of Victory:	12 - June 23, 1995 at CIN (16-4)
Largest Margin of Defeat:	14 - August 31, 1996 at CIN (22-8)
Most Runs Scored:	16 - June 23, 1995 at CIN (16-4)
Most Runs Allowed:	22 - Aug. 31, 1996 at CIN (22-8)
Longest Winning Streak:	6 - July 11, 2015-Aug. 15, 2016
Longest Losing Streak:	9 - May 13-Aug. 30, 1998
Last Two-Game Sweep By Marlins in Miami:	May 27-28, 1996
By Marlins in Cincinnati:	None
By Cincinnati in Miami:	None
By Cincinnati in Cincinnati:	May 13-14, 1998
Last Three-Game Sweep By Marlins in Miami:	July 8-10, 2016
By Marlins in Cincinnati:	May 23-25, 2003
By Cincinnati in Miami:	May 14-16, 2013
By Cincinnati in Cincinnati:	Aug. 13-15, 2010
Last Four-Game Sweep By Marlins in Miami:	None
By Marlins in Cincinnati:	None
By Cincinnati in Miami:	None
By Cincinnati in Cincinnati:	September 10-13, 1999
Largest Home Crowd:	44,363 - July 24, 1993
Largest Away Crowd:	42,006 - July 17, 1993



SERIES HISTORY

YEAR	HOME	ROAD	TOTAL	YEAR	HOME	ROAD	TOTAL	YEAR	HOME	ROAD	TOTAL
1993	3-3	2-4	5-7	2002	0-3	1-2	1-5	2011	1-2	2-1	3-3
1994	3-3	2-4	5-7	2003	1-2	3-0	4-2	2012	2-1	1-2	3-3
1995	3-3	3-3	6-6	2004	0-3	2-1	2-4	2013	0-3	1-3	1-6
1996	5-1	4-2	9-3	2005	2-1	2-1	4-2	2014	1-3	2-1	3-4
1997	4-2	2-3	6-5	2006	1-2	1-2	2-4	2015	3-1	1-2	4-3
1998	0-3	0-6	0-9	2007	3-1	0-3	3-4	2016	3-0	1-3	4-3
1999	1-2	0-4	1-6	2008	2-2	0-4	2-6	2017	3-1	2-1	5-2
2000	1-2	5-1	6-3	2009	1-1	2-2	3-3	Total	47-48	39-61	86-109
2001	2-1	0-3	2-4	2010	2-2	0-3	2-5				

At Riverfront Stadium: 19-32

At GABP: 20-29

2017 RESULTS

DATE	SITE	RESULT	WIN	LOSS	SAVE	TIME	ATT
7/21	CIN	W,3-1	Ureña	Bailey	Ramos	2:57	21,851
7/22	CIN	W,5-4	Wittgren	Stephenson	Ramos	3:12	24,099
7/23	CIN	L,3-6	Romano	Koehler	Iglesias	2:58	20,526
7/27	MIA	W,4-1	O'Grady	Stephenson	Ramos	3:18	19,986
7/28	MIA	W,7-4	McGowan	Peralta	---	2:54	17,440
7/29	MIA	W,7-3	Conley	Adleman	---	2:32	20,297
7/30	MIA	L,4-6	Castillo	Straily	---	3:04	19,747

2018 SCHEDULE

DAY	DATE	SITE	TIME
Fri.	5/4	CIN	7:10
Sat.	5/5	CIN	7:10
Sun.	5/6	CIN	4:10
Thurs.	9/20	MIA	7:10
Fri.	9/21	MIA	7:10
Sat.	9/22	MIA	7:10
Sun.	9/23	MIA	1:10

* All time Eastern; subject to change

NOTABLE MOMENTS IN SERIES HISTORY

- On September 27, 2006 Anibal Sanchez improved to 10-3 on the year in Florida's 7-2 victory over the Reds. With that win, the Marlins became the first team in MLB history to have four rookies with 10-plus wins, as Sanchez joined Scott Olsen, Josh Johnson, and Ricky Nolasco in reaching the plateau.
- On July 11, 2015 the Marlins set a new Club record for consecutive hits with nine during an eight-run seventh inning in a 14-3 win at Marlins Park. The Marlins totaled 10 hits in the frame, tying a Club record.



COLORADO ROCKIES

NL WEST | 2017 FINISH: 87-75 (3rd)

COORS FIELD - 2001 BLAKE ST. - OPENED 1995 (50,144)
303-312-2325 (OFFICE)

Senior Vice President & General Manager: Jeff Bridich
Assistant General Manager, Baseball Operations: Zack Rosenthal
Vice President, Communications & Marketing: Jill Campbell
Senior Director, Communications: Warren Miller
Team Twitter: @Rockies



Bud Black

2018 FIELD STAFF

Manager: Bud Black
2nd Season w/ COL (87-75/537)
10th Career Season (736-788/483)
Bench: Mike Redmond
Hitting: Duane Espy
Assistant Hitting: Jeff Salazar
Pitching: Steve Foster
Bulpen: Darren Holmes
1st Base: Tony Diaz
3rd Base: Stu Cole

SERIES INFORMATION

Largest Margin of Victory:	17 - September 17, 1995 at COL (17-0)
Largest Margin of Defeat:	13 - Sept. 16, 2007 at COL (13-0)
Most Runs Scored:	17 (2x) - last, July 4, 2008 at COL (17-18)
Most Runs Allowed:	18 - July 4, 2008 at COL (17-18)
Longest Winning Streak:	7 - April 28, 2004-May 7, 2005
Longest Losing Streak:	8 - April 28, 1998-June 20, 1999
Last Two-Game Sweep By Marlins in Miami:	April 27-28, 1994
By Marlins in Denver:	None
By Colorado in Miami:	None
By Colorado in Denver:	August 8, 2005
Last Three-Game Sweep By Marlins in Miami:	Aug. 11-13, 2017
By Marlins in Denver:	June 2-4, 2006
By Colorado in Miami:	April 28-30, 2006
By Colorado in Denver:	Aug. 19-21, 2003
Last Four-Game Sweep By Marlins in Miami:	May 9-12, 1996
By Marlins in Denver:	None
By Colorado in Miami:	None
By Colorado in Denver:	Sept. 7-10, 1998
Largest Home Crowd:	43,583 - May 1, 1993
Largest Away Crowd:	71,192 - April 25, 1993

SERIES HISTORY

YEAR	HOME	ROAD	TOTAL	YEAR	HOME	ROAD	TOTAL	YEAR	HOME	ROAD	TOTAL
1993	3-3	2-4	5-7	2001	2-1	0-3	2-4	2009	2-1	2-1	4-2
1994	5-1	4-2	9-3	2002	1-2	1-3	2-5	2010	3-1	1-2	4-3
1995	4-2	3-3	7-5	2003	2-1	0-3	2-4	2011	2-1	1-2	3-3
1996	7-0	1-5	8-5	2004	3-0	2-1	5-1	2012	2-1	2-2	4-3
1997	2-4	2-3	4-7	2005	2-1	1-2	3-3	2013	1-2	3-1	4-3
1998	2-1	1-5	3-6	2006	0-3	3-0	3-3	2014	3-1	1-2	4-3
1999	4-2	0-3	4-5	2007	1-2	2-1	3-3	2015	3-1	2-1	5-2
2000	2-1	3-3	5-4	2008	2-2	1-3	3-5	2016	3-1	2-1	5-2
2009	2-1	2-1	4-2	2009	2-1	2-1	4-2	2017	3-0	1-2	4-2
At Mile High Stadium: 6-6				At Coors Field: 35-52				Total	64-35	41-58	105-93

2017 RESULTS

DATE	SITE	RESULT	WIN	LOSS	SAVE	TIME	ATT
8/11	MIA	W,6-3	Tazawa	McGee	Ziegler	3:24	20,096
8/12	MIA	W,4-3	Nicolino	Hoffman	Ziegler	3:07	20,399
8/13	MIA	W,5-3	Guerra	Marquez	Despaigne	3:06	20,769
9/25	COL	W,5-4	Despaigne	Chatwood	Barracloough	3:30	24,685
9/26	COL	L,0-6	Anderson	Ureña	---	2:39	30,409
9/27	COL	L,9-15	Gray	Conley	---	3:27	27,497

2018 SCHEDULE

DAY	DATE	SITE	TIME
Fri.	4/27	MIA	7:10
Sat.	4/28	MIA	7:10
Sun.	4/29	MIA	1:10
Fri.	6/22	COL	8:40
Sat.	6/23	COL	3:10
Sun.	6/24	COL	3:10

* All time Eastern; subject to change

NOTABLE MOMENTS IN SERIES HISTORY

- On May 11, 1996 Al Leiter threw the first no-hitter in Marlins franchise history, in an 11-0 win over Colorado.
- The Marlins and Rockies put on a fireworks show on July 4, 2008, combining for 35 runs, 43 hits, and 21 extra-base hits in an 18-17 win for Colorado at Coors Field. All three combined totals are a Club records for a single game. The Marlins had 22 hits and nine extra-base hits (7 doubles, 2 home runs), while the Rockies had 21 hits and 12 extra-base hits (6 doubles, 6 home runs).
- The Marlins have won more games against the Rockies (105) than against any other National League West team.




LOS ANGELES DODGERS

NL WEST | 2017 FINISH: 104-58 (1st)

DODGER STADIUM - 1000 VIN SCULLY AVE. - OPENED 1962 (56,000)
323-224-1301 (OFFICE) - 323-224-1425 (PRESS BOX)

President of Baseball Operations: Andrew Friedman
Senior Vice President, Baseball Operations: Josh Byrnes
General Manager: Farhan Zaidi
Director, Team Travel: Scott Akasaki
Senior Director, Public Relations: Joe Jareck
Team Twitter: @dodgers



Dave Roberts

2018 FIELD STAFF

Manager: Dave Roberts
3rd Season w/LAD (195-129/ 602)
4th Career Season (195-130/ 600)
Bench: Bob Geren
Hitting: Turner Ward
Assistant Hitting: Brant Brown
Assistant Hitting: Luis Ortiz
Pitching: Rick Honeycutt
Bullpen: Mark Prior
1st Base: George Lombard
3rd Base: Chris Woodward

SERIES INFORMATION

Largest Margin of Victory: 11 - August 16, 2006 at LAD (15-4)
Largest Margin of Defeat: 12 - April 30, 2008 at FLA (13-1)
Most Runs Scored: 15 - Aug. 16, 2006 at LAD (15-4)
Most Runs Allowed: 14 - May 17, 2005 at LAD (14-5)
Longest Winning Streak: 5 - April 25-September 9, 2016
Longest Losing Streak: 6 (2x) - last, Aug. 21, 2002-Aug. 11, 2003
Last Two-Game Sweep By Marlins in Miami: July 16-17, 1997
By Marlins in Los Angeles: None
By Los Angeles in Miami: Aug. 20-21, 1998
By Los Angeles in Los Angeles: None
Last Three-Game Sweep By Marlins in Miami: September 6-8, 1999
By Marlins in Los Angeles: None
By Los Angeles in Miami: July 14-16, 2017
By Los Angeles in Los Angeles: May 16-18, 2003
Last Four-Game Sweep By Marlins in Miami: None
By Marlins in Los Angeles: April 25-28, 2016
By Los Angeles in Miami: None
By Los Angeles in Los Angeles: None
Largest Home Crowd: 44,427 - Sept. 4, 1993
Largest Away Crowd: 55,220 - July 12, 2008

SERIES HISTORY

YEAR	HOME	ROAD	TOTAL	YEAR	HOME	ROAD	TOTAL	YEAR	HOME	ROAD	TOTAL
1993	2-4	3-3	5-7	2002	2-1	1-2	3-3	2011	2-1	1-2	3-3
1994	2-1	1-2	3-3	2003	2-2	0-3	2-5	2012	1-2	1-2	2-4
1995	1-5	2-2	3-7	2004	1-2	2-1	3-3	2013	1-3	1-2	2-5
1996	4-2	2-5	6-7	2005	3-1	2-1	5-2	2014	2-1	1-2	3-3
1997	5-0	2-4	7-4	2006	0-3	1-2	1-5	2015	1-2	1-2	2-4
1998	2-4	2-1	4-5	2007	2-2	2-1	4-3	2016	2-1	4-0	6-1
1999	3-0	4-2	7-2	2008	0-3	3-1	3-4	2017	0-3	1-3	1-6
2000	2-4	0-3	2-7	2009	1-2	2-1	3-3	Total	44-52	42-51	86-103
2001	1-2	1-3	2-5	2010	2-1	2-1	4-2				

2017 RESULTS

DATE	SITE	RESULT	WIN	LOSS	SAVE	TIME	ATT
5/18	LAD	L, 2-7	Ryu	Volquez	Jansen	3:16	41,717
5/19	LAD	L, 2-7	Wood	Nicolino	---	2:58	45,034
5/20	LAD	W, 10-6	Straily	Urias	---	3:27	52,850
5/21	LAD	L, 3-6	McCarthy	Worley	---	2:46	44,646
7/14	MIA	L, 4-6	Fields	Ramos	Jansen	3:00	21,858
7/15	MIA	L, 1-7	Wood	Ureña	---	3:19	22,609
7/16	MIA	L, 2-3	Hill	O'Grady	Jansen	3:18	22,119

2018 SCHEDULE

DAY	DATE	SITE	TIME
Mon.	4/23	LAD	10:10
Tues.	4/24	LAD	10:10
Wed.	4/25	LAD	7:35
Tues.	5/15	MIA	7:10
Wed.	5/16	MIA	7:10
Thurs.	5/17	MIA	12:10

* All time Eastern; subject to change

NOTABLE MOMENTS IN SERIES HISTORY

- On April 5, 1993 the Marlins defeated Orel Hershiser and the Los Angeles Dodgers 6-3 to win their inaugural game before a sellout crowd of 42,334 at Joe Robbie Stadium.



MILWAUKEE BREWERS

NL CENTRAL | 2017 FINISH: 86-76 (2nd)

MILLER PARK - ONE BREWERS WAY - OPENED 2001 (41,900)
414-902-4500 (OFFICE)

General Manager:.....David Stearns
Vice President & Assistant GM:.....Matt Arnold
Sr. Director, Team Travel & Clubhouse Ops.:.....Dan Larrea
Sr. Director, Media Relations:.....Mike Vassallo
Team Twitter:.....@Brewers



Craig Counsell

2018 FIELD STAFF

Manager:.....Craig Counsell
4th season w/ MIL (220-241/477)
4th Career Season
Bench:.....Pat Murphy
Hitting:.....Darnell Coles
Pitching:.....Derek Johnson
Bullpen:.....Lee Tunnel
1st Base/Infield:.....Carlos Subero
3rd Base:.....Ed Sedar

SERIES INFORMATION

Largest Margin of Victory:	10 - August 14, 2004 at MIL (11-1)
Largest Margin of Defeat:	9 (3x) - last, May 1, 2016 at MIL (14-5)
Most Runs Scored:	14 - May 14, 1999 at MIL (14-6)
Most Runs Allowed:	14 - May 1, 2016 at MIL (14-5)
Longest Winning Streak:	9 - Aug. 25, 2005-April 9, 2007
Longest Losing Streak:	12 - April 3, 1998-May 5, 1999
Last Two-Game Sweep By Marlins in Miami:	None
By Marlins in Milwaukee:	None
By Milwaukee in Miami:	July 20-21, 1998
By Milwaukee in Milwaukee:	None
Last Three-Game Sweep By Marlins in Miami:	May 6-8, 2008
By Marlins in Milwaukee:	September 1-3, 2006
By Milwaukee in Miami:	May 3-5, 1999
By Milwaukee in Milwaukee:	July 19-21, 2013
Last Four-Game Sweep By Marlins in Miami:	Aug. 25-28, 2006
By Marlins in Milwaukee:	None
By Milwaukee in Miami:	June 3-6, 2011
By Milwaukee in Milwaukee:	None
Largest Home Crowd:	33,897 - July 7, 2005
Largest Away Crowd:	53,509 - April 10, 2000

SERIES HISTORY

YEAR	HOME	ROAD	TOTAL	YEAR	HOME	ROAD	TOTAL	YEAR	HOME	ROAD	TOTAL
1998	0-6	0-3	0-9	2005	2-2	1-2	3-4	2012	2-2	2-2	4-4
1999	3-3	2-1	5-4	2006	4-0	3-0	7-0	2013	1-2	0-3	1-5
2000	2-2	1-2	3-4	2007	1-2	1-3	2-5	2014	1-2	2-2	3-4
2001	2-1	2-1	4-2	2008	3-0	2-1	5-1	2015	2-1	2-1	4-2
2002	2-1	2-1	4-2	2009	3-1	0-3	3-4	2016	2-1	2-1	4-2
2003	3-0	4-2	7-2	2010	3-1	1-3	4-4	2017	---	2-4	2-4
2004	2-1	2-1	4-2	2011	0-4	0-3	0-7	Total	38-32	31-39	69-71

At County Stadium: 3-6

At Miller Park: 28-33

2017 RESULTS

DATE	SITE	RESULT	WIN	LOSS	SAVE	TIME	ATT
6/30	MIL	L,2-3	Torres	Phelps	Knebel	3:14	35,549
7/1	MIL	L,4-8	Davies	Koehler	---	3:01	30,712
7/2	MIL	W,10-3	Straily	Guerra	---	3:43	33,834
9/15	MIL	L,2-10	Hughes	Ellington	---	3:23	19,369
9/16	MIL	W,7-4	Conley	Davies	---	3:03	25,079
9/17	MIL	L,3-10	Woodruff	Peters	---	3:11	24,535

2018 SCHEDULE

DAY	DATE	SITE	TIME
Thurs.	4/19	MIL	8:10
Fri.	4/20	MIL	8:10
Sat.	4/21	MIL	7:10
Sun.	4/22	MIL	2:10
Mon.	7/9	MIA	7:10
Tues.	7/10	MIA	7:10
Wed.	7/11	MIA	7:10

* All Time Eastern; subject to change

NOTABLE MOMENTS IN SERIES HISTORY

- The Marlins' pitching staff set a club record with 22 strikeouts in a 12-inning, 5-4 win over the Brewers on July 6, 2005. A.J. Burnett recorded 14 strikeouts in the game, tying his own then-team record for a single game.
- With a 10-3 win over the Brewers on September 3, 2006, the Marlins, who were 11-31 through May 21, improve to 73-72 on the year, making them the first team in MLB history to go over .500 after being 20-or-more games below .500 in the same season.
- On August 18, 2015 the Marlins scored all nine of their runs of a 9-6 win at Milwaukee with two outs, setting a Club record for runs scored with two outs in a single game.



FRONT OFFICE
FIELD AND CLUBHOUSE STAFF
PLAYERS
2017 IN REVIEW
CLUB HISTORY
POSTSEASON HISTORY
PLAYER DEVELOPMENT
2018 OPPONENTS
GENERAL INFORMATION

NEW YORK METS

NL EAST | 2017 FINISH: 70-92 (4th)

CITI FIELD - 123-01 ROOSEVELT AVE. - OPENED 2009 (41,922)
718-565-4330 (OFFICE)

General Manager:.....Sandy Alderson
Senior Vice President & Assistant GM:.....John Ricco
Director of Team Travel:.....Brian Small
Vice President, Media Relations:.....Jay Horwitz
Team Twitter:.....@Mets/LosMets



Mickey Callaway

2018 FIELD STAFF

Manager:.....Mickey Callaway
 1st Career Season
Bench:.....Gary DiSarcina
Hitting:.....Pat Roessler
Assistant Hitting:.....Tom Slater
Pitching:.....Dave Eiland
Bullpen:.....Ricky Bones
1st Base:.....Ruben Amaro Jr.
3rd Base:.....Glenn Sherlock

SERIES INFORMATION

Largest Margin of Victory:	13 - August 8, 2012 at NYM (13-0)
Largest Margin of Defeat:	14 - July 8, 2006 at NYM (7-3)
Most Runs Scored:	16 - September 11, 2006 at FLA (16-5)
Most Runs Allowed:	17 - July 8, 2006 at NYM (17-3)
Longest Winning Streak:	10 - July 10-Sept. 8, 2004
Longest Losing Streak:	7 - Aug. 9-Sept. 23, 2012
Last Two-Game Sweep By Marlins in Miami:	Sept. 21-22, 2010
By Marlins in New York:	June 8-9, 2013
By New York in Miami:	April 18-19, 2007
By New York in New York:	April 7-9, 2006
Last Three-Game Sweep By Marlins in Miami:	Sept. 18-20, 2017
By Marlins in New York:	Sept. 8-10, 2009
By New York in Miami:	Aug. 3-5, 2015
By New York in New York:	July 11-13, 2014
Last Four-Game Sweep By Marlins in Miami:	May 13-16, 2010
By Marlins in New York:	Aug. 30-Sept. 2, 2004
By New York in Miami:	None
By New York in New York:	April 16-19, 2015
Largest Home Crowd:	45,900 - October 3, 1993
Largest Away Crowd:	56,059 - Sept. 28, 2008

SERIES HISTORY

YEAR	HOME	ROAD	TOTAL	YEAR	HOME	ROAD	TOTAL	YEAR	HOME	ROAD	TOTAL
1993	1-5	3-4	4-9	2002	5-4	3-7	8-11	2011	4-5	5-4	9-9
1994	2-2	4-2	6-4	2003	6-4	6-3	12-7	2012	4-5	2-7	6-12
1995	4-2	3-4	7-6	2004	7-2	8-2	15-4	2013	7-3	4-5	11-8
1996	5-2	2-4	7-6	2005	4-5	4-5	8-10	2014	5-5	3-6	8-11
1997	2-4	2-4	4-8	2006	4-5	4-6	8-11	2015	4-5	4-6	8-11
1998	2-4	3-3	5-7	2007	1-8	6-3	7-11	2016	3-6	4-6	7-12
1999	2-5	1-5	3-10	2008	4-5	4-5	8-10	2017	7-3	5-4	12-7
2000	4-2	2-4	6-6	2009	5-4	6-3	11-7	Total	104-102	95-113	199-215
2001	4-6	3-6	7-12	2010	8-1	4-5	12-6				

At Shea Stadium: 58-67

At Bithorn Stadium (P.R.): 2-1*

At Citi Field: 37-46

*Home team

2017 RESULTS

DATE	SITE	RESULT	WIN	LOSS	SAVE	TIME	ATT
4/7	NYM	W,7-2	Chen	Wheeler	---	3:06	27,891
4/8	NYM	W,8-1	Conley	Gsellman	---	3:25	33,936
4/9	NYM	L,2-5	Syndergaard	Volquez	Reed	2:44	27,420
4/13	MIA	L,8-9 (16)	Robles	Conley	---	5:38	23,192
4/14	MIA	W,3-2	Ramos	Edgin	---	3:26	24,194
4/15	MIA	W,5-4	Tazawa	Salas	Ramos	2:30	25,157
4/16	MIA	W,4-2	Phelps	Reed	---	2:58	20,028
5/5	NYM	L,7-8	Blevins	Ziegler	Familia	3:14	25,618
5/6	NYM	L,3-11	Gsellman	Despaigne	---	2:48	33,339
5/7	NYM	W,7-0	Ureña	Wilk	---	2:40	39,197
6/27	MIA	W,6-3	Barraclough	Ramirez	Ramos	3:03	20,804
6/28	MIA	L,0-8	Matz	Locke	---	2:57	18,743
6/29	MIA	L,3-6	Lugo	Ureña	Reed	2:43	21,350
8/18	NYM	W,3-1	Nicolino	Flexen	Ziegler	2:53	25,958
8/19	NYM	L,1-8	Montero	Worley	---	2:48	30,171
8/20	NYM	W,6-4	Conley	deGrom	Ziegler	2:53	26,464
9/18	MIA	W,13-1	Straily	Harvey	Worley	3:22	16,385
9/19	MIA	W,5-4 (10)	Barraclough	Sewald	---	3:22	16,405
9/20	MIA	W,9-2	Ureña	Montero	---	2:42	16,033

2018 SCHEDULE

DAY	DATE	SITE	TIME
Mon.	4/9	MIA	7:10
Tues.	4/10	MIA	7:10
Wed.	4/11	MIA	7:10
Mon.	5/21	NYM	7:10
Tues.	5/22	NYM	7:10
Wed.	5/23	NYM	7:10
Fri.	6/29	MIA	7:10
Sat.	6/30	MIA	4:10
Sun.	7/1	MIA	1:10
Fri.	8/10	MIA	7:10
Sat.	8/11	MIA	7:10
Sun.	8/12	MIA	1:10
Mon.	9/10	NYM	7:10
Tues.	9/11	NYM	7:10
Wed.	9/12	NYM	7:10
Thurs.	9/13	NYM	7:10
Fri.	9/28	NYM	7:10
Sat.	9/29	NYM	7:10
Sun.	9/30	NYM	3:10

* All time Eastern; subject to change



PHILADELPHIA PHILLIES

NL EAST | 2017 FINISH: 66-96 (5th)

CITIZENS BANK PARK - ONE CITIZENS BANK WAY - OPENED 2004 (43,651)
215-463-6000 (OFFICE) - 215-218-5264 (PRESS BOX)

Vice President & General Manager: Matt Klentak
Assistant GM: Bryan Minniti
Assistant GM: Scott Proefrock
Assistant GM: Ned Rice
Coordinator, Team Travel: Jameson Hall
Director, Baseball Communications: Greg Casterioto
Team Twitter: @phillies



Gabe Kapler

2018 FIELD STAFF

Manager: Gabe Kapler
 1st Career Season
Bench: Rob Thomson
Hitting: John Mallee
Assistant Hitting: Pedro Guerrero
Pitching: Rick Kranitz
Assistant Pitching: Chris Young
Bullpen: Jim Gott
1st Base: Jose David Flores
3rd Base: Dusty Wathan

SERIES INFORMATION

Largest Margin of Victory: 13 - July 31, 2006 at PHI (15-2)
Largest Margin of Defeat: 14 (2x) - last, September 16, 2003 at PHI (14-0)
Most Runs Scored: 15 - July 31, 2006 at PHI (15-2)
Most Runs Allowed: 17 - April 16, 1999 at PHI (17-3)
Longest Winning Streak: 9 - Sept. 23, 2003-April 22, 2004
Longest Losing Streak: 7 (3x) - last, May 21-Sept. 17, 2013
Last Two-Game Sweep By Marlins in Miami: April 15-16, 1998
By Marlins in Philadelphia: June 4-5, 2002
By Philadelphia in Miami: May 1-2, 2006
By Philadelphia in Philadelphia: Sept. 15, 2011
Last Three-Game Sweep By Marlins in Miami: May 29-31, 2017
By Marlins in Philadelphia: August 7-9, 2009
By Philadelphia in Miami: Sept. 13-15, 2010
By Philadelphia in Philadelphia: Sept. 12-14, 2017
Last Four-Game Sweep By Marlins in Miami: July 26-29, 2004
By Marlins in Philadelphia: None
By Philadelphia in Miami: None
By Philadelphia in Philadelphia: June 14-16, 2011
Largest Home Crowd: 45,725 - April 10, 2004
Largest Away Crowd: 58,508 - June 20, 1993

SERIES HISTORY

YEAR	HOME	ROAD	TOTAL	YEAR	HOME	ROAD	TOTAL	YEAR	HOME	ROAD	TOTAL
1993	3-3	1-6	4-9	2002	5-5	5-4	10-9	2011	4-5	2-7	6-12
1994	3-4	1-2	4-6	2003	7-2	6-4	13-6	2012	5-4	3-6	8-10
1995	3-3	3-4	6-7	2004	7-3	5-4	12-7	2013	4-5	3-7	7-12
1996	4-3	2-4	6-7	2005	5-4	4-6	9-10	2014	6-3	3-7	9-10
1997	4-2	2-4	6-6	2006	3-6	3-7	6-13	2015	5-5	4-5	9-10
1998	5-1	1-5	6-6	2007	6-3	3-6	9-9	2016	4-5	5-5	9-10
1999	1-5	1-6	2-11	2008	5-4	5-4	10-8	2017	5-5	3-6	8-11
2000	6-1	3-3	9-4	2009	2-7	7-2	9-9	Total	107-101	80-128	187-229
2001	4-5	1-9	5-14	2010	1-8	4-5	5-13				

At Veterans Stadium: 26-51

At Citizens Bank Park: 54-77

2017 RESULTS

DATE	SITE	RESULT	WIN	LOSS	SAVE	TIME	ATT
4/26	PHI	L, 4-7	Velasquez	Chen	---	2:41	26,191
4/27	PHI	L, 2-3	Hellickson	Volquez	Neris	3:15	22,180
5/29	MIA	W, 4-1	Volquez	Hellickson	Ramos	2:37	17,032
5/30	MIA	W, 7-2	McGowan	Velasquez	---	3:07	16,241
5/31	MIA	W, 10-2	Straily	Nola	---	3:16	15,197
7/17	MIA	W, 6-5 (10)	Steckenrider	Leiter	---	3:41	17,146
7/18	MIA	L, 2-5	Neshek	McGowan	Neris	2:41	18,176
7/19	MIA	L, 3-10	Pivetta	Straily	---	3:04	31,854
8/22 (1)	PHI	W, 12-8	Straily	Nola	---	3:06	0
8/22 (2)	PHI	W, 7-4	Ureña	Pivetta	Ziegler	3:22	20,761
8/23	PHI	L, 0-8	Leiter	Nicolino	---	2:50	19,161
8/24	PHI	W, 9-8	Garcia	Garcia	Ziegler	3:14	18,083
8/31	MIA	L, 2-3	Lively	Despaigne	Neris	3:09	17,013
9/1	MIA	L, 1-2	Nicasio	Ziegler	Neris	2:44	17,998
9/2	MIA	W, 10-9	Straily	Nola	Steckenrider	3:37	18,262
9/3	MIA	L, 1-3 (12)	Morgan	Tazawa	Neris	3:46	19,404
9/12	PHI	L, 8-9 (15)	Ramos	Guerra	---	4:57	16,439
9/13	PHI	L, 1-8	Nola	Straily	---	2:25	16,745
9/14	PHI	L, 0-10	Thompson	Worley	---	3:06	16,302

2018 SCHEDULE

DAY	DATE	SITE	TIME
Thurs.	4/5	PHI	3:05
Sat.	4/7	PHI	6:05
Sun.	4/8	PHI	1:35
Mon.	4/30	MIA	7:10
Tues.	5/1	MIA	7:10
Wed.	5/2	MIA	7:10
Fri.	7/13	MIA	7:10
Sat.	7/14	MIA	4:10
Sun.	7/15	MIA	1:10
Thurs.	8/2	PHI	7:05
Fri.	8/3	PHI	7:05
Sat.	8/4	PHI	7:05
Sun.	8/5	PHI	1:35
Mon.	9/3	MIA	1:10
Tues.	9/4	MIA	7:10
Wed.	9/5	MIA	7:10
Fri.	9/14	PHI	7:05
Sat.	9/15	PHI	7:05
Sun.	9/16	PHI	1:35

* All time Eastern; subject to change




PITTSBURGH PIRATES

NL CENTRAL | 2017 FINISH: 75-87 (4th)

PNC PARK - 115 FEDERAL ST. - OPENED 2001 (38,747)
412-323-5000 (OFFICE) - 412-325-4622/4623 (PRESS BOX)

Executive Vice President/General Manager: Neal Huntington
Traveling Secretary: Greg Johnson
Director, Baseball Communications: Jim Trdinich
Director, Media Relations: Dan Hart
Team Twitter: @Pirates



Clint Hurdle

2018 FIELD STAFF

Manager: Clint Hurdle
8th season w/ PIT (584-549/515)
16th Career Season (118-1174/488)
Bench: Tom Prince
Hitting: Jeff Branson
Assistant Hitting: Jeff Livesey
Pitching: Ray Seearge
Bullpen: Euclides Rojas
1st Base: Kimera Bartee
3rd Base: Joey Cora

SERIES INFORMATION

Largest Margin of Victory:	10 (2x) - last, September 8, 2002 at PIT (11-1)
Largest Margin of Defeat:	11 - Sept. 6, 2002 at PIT (11-0)
Most Runs Scored:	13 - Sept. 9, 2011 at PIT (13-4)
Most Runs Allowed:	13 (2x) - last, August 18, 1995 at PIT (13-7)
Longest Winning Streak:	8 - October 2, 2010-Sept. 11, 2011
Longest Losing Streak:	7(2x) - last, July 7, 2004-June 1, 2005
Last Two-Game Sweep By Marlins in Miami:	Sept. 4-6, 1995
By Marlins in Pittsburgh:	None
By Pittsburgh in Miami:	None
By Pittsburgh in Pittsburgh:	July 22-23, 1998
Last Three-Game Sweep By Marlins in Miami:	April 19-21, 2011
By Marlins in Pittsburgh:	Aug. 19-21, 2016
By Pittsburgh in Miami:	Sept. 14-16, 1993
By Pittsburgh in Pittsburgh:	May 25-27, 2015
Last Four-Game Sweep By Marlins in Miami:	June 10-13, 1993
By Marlins in Pittsburgh:	None
By Pittsburgh in Miami:	None
By Pittsburgh in Pittsburgh:	June 9-12, 1994

* Pirates swept a five-game series in Pittsburgh from Aug. 18-21, 1995

Largest Home Crowd:	43,294 - June 12, 1993
Largest Away Crowd:	39,411 - July 21, 2012

SERIES HISTORY

YEAR	HOME	ROAD	TOTAL	YEAR	HOME	ROAD	TOTAL	YEAR	HOME	ROAD	TOTAL
1993	4-3	2-4	6-7	2002	3-0	1-2	4-2	2011	3-0	3-0	6-0
1994	1-2	0-4	1-6	2003	2-1	0-3	2-4	2012	1-1	0-3	1-4
1995	4-2	1-6	5-8	2004	1-2	0-3	1-5	2013	2-1	0-3	2-4
1996	2-4	3-3	5-7	2005	2-1	1-3	3-4	2014	1-2	1-2	2-4
1997	3-3	4-1	7-4	2006	3-1	2-1	5-2	2015	1-3	0-3	1-6
1998	2-1	1-5	3-6	2007	1-2	2-2	3-4	2016	3-1	3-0	6-1
1999	2-2	1-2	3-4	2008	2-1	1-1	3-2	2017	1-2	2-2	3-4
2000	2-1	3-3	5-4	2009	2-1	0-3	2-4	Total	53-39	36-61	89-100
2001	2-1	2-1	4-2	2010	3-1	3-1	6-2				

At Three Rivers Stadium: 15-28

At PNC Park: 21-33

2017 RESULTS

DATE	SITE	RESULT	WIN	LOSS	SAVE	TIME	ATT
4/28	PIT	L, 2-12	Tailion	Conley	---	3:31	19,690
4/29	PIT	L, 0-4	Nova	Straily	---	2:31	33,152
4/30	PIT	W, 10-3	McGowan	Williams	---	3:36	26,245
6/8	MIA	W, 7-1	Volquez	Cole	---	3:06	21,744
6/9	MIA	W, 12-7	McGowan	Glasnow	---	3:25	23,590
6/10	MIA	L, 6-7	Hudson	Phelps	Rivero	3:11	27,275
6/11	MIA	L, 1-3	Nova	Locke	Rivero	2:32	22,925

2018 SCHEDULE

DAY	DATE	SITE	TIME
Fri.	4/13	MIA	7:10
Sat.	4/14	MIA	7:10
Sun.	4/15	MIA	1:10
Fri.	9/7	PIT	7:05
Sat.	9/8	PIT	7:05
Sun.	9/9	PIT	1:35

* All Time Eastern; subject to change

NOTABLE MOMENTS IN SERIES HISTORY

- The Marlins' franchise record for the most doubles in a single game is eight, which happened four times, most recently against the Pirates on April 21, 2008.
- On August 25, 2015 Dee Gordon tied a career high and Club record with four stolen bases in a 5-2 win over the Pirates at Marlins Park.



ST. LOUIS CARDINALS

NL CENTRAL | 2017 FINISH: 83-79 (2nd)

BUSCH STADIUM - 700 CLARK ST. - OPENED 2006 (44,494)
 314-345-9600 (OFFICE)

President of Baseball Operations:..... John Mozeliak
Vice President/General Manager:..... Michael Girsch
Assistant General Manager:..... Moises Rodriguez
Traveling Secretary:..... C.J. Cherre
Director, Communications:..... Brian Bartow
Team Twitter:..... @Cardinals



Mike Matheny

2018 FIELD STAFF

Manager:..... Mike Matheny
 7th season w/ STL (544-428/560)
 7th Career Season
Bench:..... Mike Shildt
Hitting:..... John Mabry
Assistant Hitting:..... Bill Mueller
Pitching:..... Mike Maddux
Bullpen:..... Bryan Eversgard
1st Base:..... Oliver Marmol
3rd Base:..... Jose Quendro

SERIES INFORMATION

Largest Margin of Victory:	11 - July 30, 2016 at MIA (11-0)
Largest Margin of Defeat:	10 (3x) - last, September 2, 1998 at FLA (14-4)
Most Runs Scored:	13 - June 15, 1994 at STL (13-3)
Most Runs Allowed:	16 - August 5, 1993 at STL (16-6)
Longest Winning Streak:	6 - July 9, 1995-May 14, 1996
Longest Losing Streak:	8 - May 5, 2011-June 26, 2012
Last Two-Game Sweep By Marlins in Miami:	None
By Marlins in St. Louis:	Aug. 25-26, 1998
By St. Louis in Miami:	None
By St. Louis in St. Louis:	April 30-May 1, 1997
Last Three-Game Sweep By Marlins in Miami:	July 28-30, 1995
By Marlins in St. Louis:	Aug. 27-29, 1996
By St. Louis in Miami:	May 8-10, 2017
By St. Louis in St. Louis:	July 5-7, 2013
Last Four-Game Sweep By Marlins in Miami:	None
By Marlins in St. Louis:	None
By St. Louis in Miami:	Aug. 4-7, 2011
By St. Louis in St. Louis:	None
Largest Home Crowd:	45,170 - Sept. 2, 1998
Largest Away Crowd:	51,809 - May 14, 1993

SERIES HISTORY

YEAR	HOME	ROAD	TOTAL	YEAR	HOME	ROAD	TOTAL	YEAR	HOME	ROAD	TOTAL
1993	2-4	2-5	4-9	2002	2-1	2-1	4-2	2011	0-4	2-2	2-6
1994	1-6	2-1	3-7	2003	1-2	2-1	3-3	2012	1-3	1-2	2-5
1995	3-0	1-3	4-3	2004	1-2	1-2	2-4	2013	2-1	0-3	2-4
1996	3-3	3-3	6-6	2005	1-2	2-2	3-4	2014	2-1	2-1	4-2
1997	4-2	1-4	5-6	2006	0-3	1-2	1-5	2015	0-3	1-2	1-5
1998	0-3	4-2	4-5	2007	1-2	1-2	2-4	2016	2-2	2-1	4-3
1999	2-2	1-2	3-4	2008	1-3	1-2	2-5	2017	0-3	2-2	2-5
2000	1-2	2-4	3-6	2009	1-2	2-1	3-3	Total	34-58	41-53	75-111
2001	1-1	2-2	3-3	2010	2-1	1-1	3-2				

At Busch Stadium (Old): 25-32

At Busch Stadium (New): 16-21

2017 RESULTS

DATE	SITE	RESULT	WIN	LOSS	SAVE	TIME	ATT
5/8	MIA	L,4-9	Martinez	Conley	Socolovich	2:47	16,750
5/9	MIA	L,5-6	Rosenthal	Ramos	Oh	2:56	17,166
5/10	MIA	L,5-7	Tuivailala	Garcia	Oh	3:46	18,614
7/3	STL	L,6-14	Wainwright	Locke	---	3:17	42,694
7/4	STL	W,5-2	Ureña	Lynn	Ramos	3:04	38,497
7/5	STL	W,9-6	McGowan	Leake	Ramos	3:19	40,204
7/6	STL	L,3-4	Wacha	Koehler	Oh	3:11	37,780

2018 SCHEDULE

DAY	DATE	SITE	TIME
Tues.	6/5	STL	8:15
Wed.	6/6	STL	8:15
Thurs.	6/7	STL	1:15
Mon.	8/6	MIA	7:10
Tues.	8/7	MIA	7:10
Wed.	8/8	MIA	7:10

*All time Eastern; subject to change

NOTABLE MOMENTS IN SERIES HISTORY

- On April 4, 2012, the Marlins played their first regular-season game at Marlins Park against the St. Louis Cardinals.
- In the first inning of a contest on May 15, 1998, the Marlins set a then-club record with eight consecutive hits, and a club record with 11 consecutive batters reaching base (9 hits, 2 walks) in an 8-7 win at Busch Stadium.
- After allowing five runs in the eighth inning on August 28, 1998 at Busch Stadium, Miami hit four home runs in the ninth and scored six times to force extra innings in an eventual 7-6 loss (10 innings). The four home runs is a Club record for one inning.
- The Marlins set a club record by playing a 20-inning game on April 27, 2003 vs. St. Louis. The Fish also set a club record by drawing 16 walks.



SAN DIEGO PADRES

NL WEST | 2017 FINISH: 71-91 (4th)

PETCO PARK - 100 PARK BLVD. - OPENED 2004 (40,209)
619-795-5000 (OFFICE) - 619-795-5267/5269 (PRESS BOX/VISITING PR)

Executive Vice President & General Manager: A.J. Preller
Vice President, Assistant General Manager: Fred Uhlman Jr.
Director of Player and Staff Services: TJ Lasita
Director, Communications: Craig Hughner
Team Twitter: @padres



Andy Green

2018 FIELD STAFF

Manager: Andy Green
3rd Season w/SD (139-185/ 429)
3rd Career Season
Bench: Mark McGwire
Hitting: Matt Stairs
Assistant Hitting: Johnny Washington
Pitching: Darren Balsey
Bullpen: Doug Bachtler
1st Base: Skis Schumaker
3rd Base: Glenn Hoffman
Major League Coach: Edwin Rodriguez

SERIES INFORMATION

Largest Margin of Victory:.....	14 - April 9, 1994 at SD (15-1)
Largest Margin of Defeat:.....	16 - August 23, 2002 at SD (18-2)
Most Runs Scored:.....	15 - April 9, 1994 at SD (15-1)
Most Runs Allowed:.....	20 - July 27, 1996 at FLA (20-12)
Longest Winning Streak:.....	7 - April 9, 1994-July 4, 1995
Longest Losing Streak:.....	8 - Aug. 1, 2010-Aug. 21, 2011
Last Two-Game Sweep By Marlins in Miami:.....	April 28-29, 1997
By Marlins in San Diego:.....	None
By San Diego in Miami:.....	April 22-23, 1996
By San Diego in San Diego:.....	September 9-10, 1997
Last Three-Game Sweep By Marlins in Miami:.....	Aug. 25-27, 2017
By Marlins in San Diego:.....	May 4-6, 2012
By San Diego in Miami:.....	July 19-21, 2011
By San Diego in San Diego:.....	May 6-8, 2013
Last Four-Game Sweep By Marlins in Miami:.....	None
By Marlins in San Diego:.....	None
By San Diego in Miami:.....	None
By San Diego in San Diego:.....	Aug. 18-21, 2011
Largest Home Crowd:.....	43,021 - April 10, 1993
Largest Away Crowd:.....	61,355 - Aug. 14, 1999

SERIES HISTORY

YEAR	HOME	ROAD	TOTAL	YEAR	HOME	ROAD	TOTAL	YEAR	HOME	ROAD	TOTAL
1993	3-3	4-2	7-5	2002	3-0	2-1	5-1	2011	0-3	0-4	0-7
1994	3-0	2-1	5-1	2003	3-0	2-1	5-1	2012	2-1	3-0	5-1
1995	3-2	0-0	3-2	2004	2-1	2-1	4-2	2013	3-1	0-3	3-4
1996	1-5	2-4	3-9	2005	2-1	0-3	2-4	2014	2-1	1-3	3-4
1997	3-3	2-3	5-6	2006	1-2	2-1	3-3	2015	1-2	1-3	2-5
1998	3-3	1-2	4-5	2007	1-2	2-2	3-4	2016	1-2	2-1	3-3
1999	1-2	2-4	3-6	2008	2-1	2-1	4-2	2017	3-0	2-1	5-1
2000	1-5	1-2	2-7	2009	1-2	3-0	4-2	Total	47-50	40-45	89-95
2001	1-3	2-1	3-4	2010	1-5	2-1	3-6				

At Qualcomm Stadium: 20-21

At PETCO Park: 22-24

2017 RESULTS

DATE	SITE	RESULT	WIN	LOSS	SAVE	TIME	ATT
4/21	SD	L, 3-5	Cahill	Phelps	---	2:28	30,413
4/22	SD	W, 6-3 (11)	Ziegler	Torres	Ramos	3:13	39,319
4/23	SD	W, 7-3	Koehler	Stammen	---	2:42	26,070
8/25	MIA	W, 8-6	McGowan	Yates	Ziegler	2:53	22,489
8/26	MIA	W, 2-1 (11)	Tazawa	Torres	---	3:53	19,913
8/27	MIA	W, 6-2	Barracrough	Richard	---	2:31	23,725

2018 SCHEDULE

DAY	DATE	SITE	TIME
Mon.	5/28	SD	4:10
Tues.	5/29	SD	10:10
Wed.	5/30	SD	10:10
Thurs.	5/31	SD	9:10
Fri.	6/8	MIA	7:10
Sat.	6/9	MIA	4:10
Sun.	6/10	MIA	1:10

* All time Eastern; subject to change

NOTABLE MOMENTS IN SERIES HISTORY

- On May 12, 2001, A.J. Burnett threw a no-hitter in a 3-0 win over San Diego at Qualcomm Stadium.
- On April 4, 2014, Giancarlo Stanton hit the longest home run in Marlins Park history with a 484-foot shot off of Eric Stults. Stanton tied that mark on June 23, 2015 vs. St. Louis.



FRONT OFFICE
FIELD AND CLUBHOUSE STAFF
PLAYERS
2017 IN REVIEW
CLUB HISTORY
POSTSEASON HISTORY
PLAYER DEVELOPMENT
2018 OPPONENTS
GENERAL INFORMATION

SAN FRANCISCO GIANTS

NL WEST | 2017 FINISH: 64-98 (5th)

AT&T PARK - 24 WILLIE MAYS PLAZA - OPENED 2000 (41,915)
415-972-2445 (OFFICE) - 415-972-2450/2451 (PRESS BOX)

Executive Vice President of Baseball Operations:.....Brian Sabean
Sr. Vice President & GM:.....Bobby Evans
Traveling Secretary:.....Bret Alexander
Senior Director, Media Relations:.....Matt Chisholm
Senior Manager, Hispanic Communications and Marketing:.....Erwin Higueros
Team Twitter:.....@sfgiants



Bruce Bochy

2018 FIELD STAFF

Manager:.....Bruce Bochy
12th Season w/ SF (902-880/506)
24th Career Season (1853-1855/500)
Bench:.....Hensley Meulens
Hitting:.....Alonzo Powell
Assistant Hitting:.....Rick Schu
Pitching:.....Curt Young
Bullpen:.....Matt Herges
1st Base:.....Jose Alguacil
3rd Base:.....Ron Wotus

SERIES INFORMATION

Largest Margin of Victory:12 - July 23, 2005 at SF (16-4)
Largest Margin of Defeat:12 - June 5, 2006 at SF (14-2)
Most Runs Scored:16 - July 23, 2005 at SF (16-4)
Most Runs Allowed:14 (4x) - last, August 16, 2013 at MIA (14-10)
Longest Winning Streak:5 - July 29, 2010-Aug. 12, 2011
Longest Losing Streak:10 - May 4, 1998-April 19, 1999
Last Two-Game Sweep By Marlins in Miami:None
By Marlins in San Francisco:None
By San Francisco in Miami:April 25-26, 2000
By San Francisco in San Francisco:None
Last Three-Game Sweep By Marlins in Miami:June 30-July 2, 2015
By Marlins in San Francisco:July 7-9, 2017
By San Francisco in Miami:May 4-6, 2010
By San Francisco in San Francisco:Aug. 14-16, 2001
Last Four-Game Sweep By Marlins in Miami:None
By Marlins in San Francisco:None
By San Francisco in Miami:Aug. 17-20, 2007
By San Francisco in San Francisco:None
Largest Home Crowd:45,796 - Aug. 27, 1993
Largest Away Crowd:56,689 - April 12, 1993

SERIES HISTORY

YEAR	HOME	ROAD	TOTAL	YEAR	HOME	ROAD	TOTAL	YEAR	HOME	ROAD	TOTAL
1993	2-4	2-4	4-8	2002	3-1	1-2	4-3	2011	1-2	3-0	4-2
1994	1-2	1-2	2-4	2003	0-3	1-2	1-5	2012	2-2	3-0	5-2
1995	1-1	4-2	5-3	2004	1-2	1-3	2-5	2013	1-2	3-1	4-3
1996	4-2	1-5	5-7	2005	2-1	2-1	4-2	2014	1-2	2-2	3-4
1997	3-2	2-4	5-6	2006	2-1	1-2	3-3	2015	3-0	2-2	5-2
1998	0-6	0-3	0-9	2007	0-4	1-2	1-6	2016	1-2	1-2	2-4
1999	3-0	1-5	4-5	2008	2-1	1-2	3-3	2017	2-1	3-0	5-1
2000	2-4	1-2	3-6	2009	2-2	1-2	3-4	Total	41-51	40-55	81-106
2001	2-1	0-3	2-4	2010	0-3	2-2	2-5				

At 3Com Park: 11-25

At AT&T Park: 29-30

2017 RESULTS

DATE	SITE	RESULT	WIN	LOSS	SAVE	TIME	ATT
7/7	SF	W,6-1	Straily	Moore	---	2:40	41,510
7/8	SF	W,5-4	O'Grady	Samardzija	Ramos	3:01	41,480
7/9	SF	W,10-8 (11)	Wittgren	Kontos	Ramos	4:10	41,516
8/14	MIA	W,8-3	Conley	Blach	---	2:44	17,096
8/15	MIA	L,4-9	Bumgarner	Tazawa	---	3:13	21,694
8/16	MIA	W,8-1	Ureña	Cain	---	2:49	17,102

2018 SCHEDULE

DAY	DATE	SITE	TIME
Mon.	6/11	MIA	7:10
Tues.	6/12	MIA	7:10
Wed.	6/13	MIA	7:10
Thurs.	6/14	MIA	12:10
Mon.	6/18	SF	10:15
Tues.	6/19	SF	10:15
Wed.	6/20	SF	3:45

* All time Eastern; subject to change

NOTABLE MOMENTS IN SERIES HISTORY

- On June 10, 1997 Kevin Brown became the second Marlin to throw a no hitter in a 9-0 win over the Giants.
- On June 30, 2015 Dee Gordon hit the first inside-the-park home run in Marlins Park history in the second inning of a 5-3 victory against the Giants.
- A three-run home run by Justin Bour to beat the Giants 6-5 on July 1, 2015 marked the first time in Club history the Marlins had walked off on a three-run homer with no outs when they entered the bottom of the ninth or later down by two runs.




WASHINGTON NATIONALS

NL EAST | 2017 FINISH: 97-65 (1st)

NATIONALS PARK - 1500 SOUTH CAPITAL ST., SE
 OPENED 2008 (41,313)
 202-640-7000 (OFFICE) - 202-640-8229 (PRESS BOX)

President of Baseball Operations & General Manager: Mike Rizzo
 VP, Clubhouse Operations & Team Travel: Rob McDonald
 Vice President, Communications: Jennifer Giglio
 Executive Director, Communications: Elizabeth Alexander
 Team Twitter: @Nationals



Dave Martinez

2018 FIELD STAFF

Manager: Dave Martinez
 1st Career Season
 Bench: Chip Hale
 Hitting: Kevin Long
 Assistant Hitting: Joe Dillon
 Pitching: Derek Lilliquist
 Bullpen: Henry Blanco
 1st Base: Tim Bogar
 3rd Base: Bob Henley

SERIES INFORMATION

Largest Margin of Victory:	11 (2x) - last, May 10, 2008 at WSH (11-0)
Largest Margin of Defeat:	10 (5x) - last, September 20, 2015 at WSH (3-13)
Most Runs Scored:	18 - July 5, 2006 at WSH (18-9)
Most Runs Allowed:	17 - July 22, 2000 at FLA (17-7)
Longest Winning Streak:	10 - Sept. 24 2008-July 1, 2009
Longest Losing Streak:	9 - August 9-Sept. 6, 2017 (active entering 2018)
Last Two-Game Sweep By Marlins in Miami:	July 21-22, 2003
By Marlins in Washington:	May 26 & 28, 2014
By Washington in Miami:	July 30-31, 2004
By Washington in Washington:	April 20-21, 2012
Last Three-Game Sweep By Marlins in Miami:	April 24-26, 2015
By Marlins in Washington:	July 26-28, 2011
By Washington in Miami:	Sept. 4-6, 2017
By Washington in Washington:	Aug. 28-30, 2017
Last Four-Game Sweep By Marlins in Miami:	Aug. 29-Sept. 1, 2003
By Marlins in Washington:	None
By Washington in Miami:	September 18-21, 2014
By Washington in Washington:	None
Largest Home Crowd:	55,315 - April 6, 2004
Largest Away Crowd:	40,995 - June 5, 2005

SERIES HISTORY

YEAR	HOME	ROAD	TOTAL	YEAR	HOME	ROAD	TOTAL	YEAR	HOME	ROAD	TOTAL
1993	3-4	2-4	5-8	2002	4-5	6-4	10-9	2011	4-5	7-2	11-7
1994	1-5	1-2	2-7	2003	9-1	4-5	13-6	2012	6-3	3-6	9-9
1995	2-4	4-3	6-7	2004	5-5	6-3	11-8	2013	4-5	1-9	5-14
1996	3-3	2-5	5-8	2005	4-5	5-4	9-9	2014	3-7	3-6	6-13
1997	3-3	4-2	7-5	2006	6-3	5-4	11-7	2015	6-3	3-7	9-10
1998	2-4	3-3	5-7	2007	6-3	2-7	8-10	2016	5-5	4-5	9-10
1999	5-1	3-3	8-4	2008	7-2	7-1	14-3	2017	4-5	2-8	6-13
2000	3-3	4-3	7-6	2009	7-2	5-4	12-6	Total	115-92	98-106	213-198
2001	7-3	5-4	12-7	2010	6-3	7-2	13-5				

At Olympic Stadium: 39-40
 At Bithorn Stadium (P.R.): 5-1

At RFK Stadium: 12-15
 At U.S. Cellular Field: 2-0*

At Nationals Park: 42-50

*Home team

2017 RESULTS

DATE	SITE	RESULT	WIN	LOSS	SAVE	TIME	ATT
4/3	WAS	L,2-4	Strasburg	Phelps	Treinen	2:01	42,744
4/5	WAS	L,4-11	Roark	Straily	Treinen	3:06	22,715
4/6	WAS	W,4-3 (10)	Phelps	Blanton	Ramos	3:26	19,418
6/19	MIA	W,8-7	Ramos	Romero	---	3:31	20,224
6/20	MIA	L,3-12	Gonzalez	Volquez	---	3:02	20,868
6/21	MIA	W,2-1	Barracough	Scherzer	Ramos	2:39	22,659
7/31	MIA	L,0-1	Gonzalez	Ureña	Doolittle	2:12	18,962
8/1	MIA	W,7-6	McGowan	Albers	Ziegler	3:05	17,742
8/2	MIA	W,7-0	Worley	Cole	---	2:54	17,890
8/7	WAS	L,2-3	Kintzler	Garcia	Doolittle	2:58	21,799
8/8	WAS	W,7-3	Worley	Cole	---	3:07	25,406
8/9	WAS	L,1-10	Gonzalez	Conley	---	3:02	25,951
8/10	WAS	L,2-3	Madson	Tazawa	Doolittle	2:51	23,904
8/28	WAS	L,2-11	Scherzer	Ureña	---	3:06	20,838
8/29	WAS	L,3-8	Jackson	Worley	---	3:11	25,924
8/30	WAS	L,0-4	Strasburg	Conley	---	2:36	25,019
9/4	MIA	L,2-7	Cole	Conley	---	3:10	17,349
9/5	MIA	L,2-1	Strasburg	Despaigne	Doolittle	2:50	15,364
9/6	MIA	L,1-8	Gonzalez	Peters	---	3:02	14,390

2018 SCHEDULE

DAY	DATE	SITE	TIME
Fri.	5/25	MIA	7:10
Sat.	5/26	MIA	4:10
Sun.	5/27	MIA	1:10
Thurs.	7/5	WAS	7:05
Fri.	7/6	WAS	7:05
Sat.	7/7	WAS	7:15
Sun.	7/8	WAS	1:35
Thurs.	7/26	MIA	7:10
Fri.	7/27	MIA	7:10
Sat.	7/28	MIA	7:10
Sun.	7/29	MIA	1:10
Fri.	8/17	WAS	7:05
Sat.	8/18	WAS	7:05
Sun.	8/19	WAS	1:35
Mon.	9/17	MIA	7:10
Tues.	9/18	MIA	7:10
Mon.	9/24	WAS	7:05
Tues.	9/25	WAS	7:05
Wed.	9/26	WAS	4:05

* All Time Eastern; subject to change

FRONT OFFICE

FIELD AND CLUBHOUSE STAFF

PLAYERS

2017 IN REVIEW

CLUB HISTORY

POSTSEASON HISTORY

PLAYER DEVELOPMENT

2018 OPPONENTS

GENERAL INFORMATION



BALTIMORE ORIOLES

AL EAST | 2017 FINISH: 75-87 (5th)

ORIOLE PARK AT CAMDEN YARDS - 333 WEST CAMDEN STREET - OPENED 1992 (45,971)
410-547-6150 (PR OFFICE) - 410-547-6257 (PRESS BOX)

Executive Vice President, Baseball Operations:..... Dan Duquette
Vice President, Baseball Operations:..... Brady Anderson
Director, Public Relations:..... Kristen Hudak
Director, Team Travel:..... Kevin Buck
Team Twitter:..... @Orioles



Buck Showalter

2018 FIELD STAFF

Manager:..... Buck Showalter
..... 9th Season w/BAL (622-569/522)
..... 20th Career Season (1504-1402/518)
Bench:..... John Russell
Hitting:..... Scott Coolbaugh
Assistant Hitting:..... Howie Clark
Pitching:..... Roger McDowell
Bullpen:..... Alan Mills
1st Base:..... Wayne Kirby
3rd Base:..... Bobby Dickerson

SERIES INFORMATION

Largest Margin of Victory:	8 - June 25, 2009 at FLA (11-3)
Largest Margin of Defeat:	6 - June 24, 2010 at BAL (11-5)
Most Runs Scored:	11 - June 25, 2009 at FLA (11-3)
Most Runs Allowed:	11 - June 24, 2010 at BAL (11-5)
Longest Winning Streak:	6 - June 22, 2006-June 23, 2010
Longest Losing Streak:	3 - June 9, 1999-July 17, 2000
Last Two-Game Sweep By Marlins in Miami:	Have not played
By Marlins in Baltimore:	Have not played
By Baltimore in Miami:	Have not played
By Baltimore in Baltimore:	Have not played
Last Three-Game Sweep By Marlins in Miami:	June 23-25, 2009
By Marlins in Baltimore:	None
By Baltimore in Miami:	None
By Baltimore in Baltimore:	None
Last Four-Game Sweep By Marlins in Miami:	Have not played
By Marlins in Baltimore:	Have not played
By Baltimore in Miami:	Have not played
By Baltimore in Baltimore:	Have not played
Largest Home Crowd:	42,446 - September 1, 1997
Largest Away Crowd:	46,006 - July 2, 1998

SERIES HISTORY

YEAR	HOME	ROAD	TOTAL
1997	3-0	-	3-0
1998	-	2-1	2-1
1999	2-1	-	2-1
2000	-	1-2	1-2
2001	3-0	-	3-0
2006	-	2-1	2-1
2009	3-0	-	3-0
2010	-	2-1	2-1
2015	2-1	-	2-1
Total	13-2	7-5	20-7

2015 RESULTS

DATE	SITE	RESULT	WIN	LOSS	SAVE	TIME	ATT
5/22	MIA	L, 5-8	Wilson	Alvarez	Britton	3:22	19,977
5/23	MIA	W, 1-0 (13)	Capps	McFarland	---	3:51	21,356
5/24	MIA	W, 5-2	Koehler	Gonzalez	Ramos	3:00	23,834

2018 SCHEDULE

DAY	DATE	SITE	TIME
Fri.	6/15	BAL	7:05
Sat.	6/16	BAL	4:05
Sun.	6/17	BAL	1:05

* All time Eastern; subject to change

NOTABLE MOMENTS IN SERIES HISTORY

- Miami's .741 winning percentage (20-7) all-time against Baltimore is its best against an Interleague opponent.
- The Marlins had a series-best six-game winning streak from June 22, 2006 through June 23, 2010. They also had two five-game winning streaks against the Orioles: September 1, 1997 through July 1, 1998 and July 18, 2000 through June 20, 2006.
- Miami has produced 10+ hits in 17 of 27 games in the all-time series, with a high of 17 in an 11-3 win at home on June 25, 2009.
- On June 22, 2006, Miami scored four runs in the top of the ninth at Baltimore to tie the contest, 5-5, and then pushed three runs across in the 10th to earn an 8-5 win. Miguel Cabrera started the go-ahead rally with an RBI single during an attempted intentional walk.



FRONT OFFICE
 FIELD AND CLUBHOUSE STAFF
 PLAYERS
 2017 IN REVIEW
 CLUB HISTORY
 POSTSEASON HISTORY
 PLAYER DEVELOPMENT
 2018 OPPONENTS
 GENERAL INFORMATION

BOSTON RED SOX

AL EAST | 2017 FINISH: 93-69 (1ST)

FENWAY PARK - 4 YAWKEY WAY - OPENED 1912 (37,755 NIGHT - 37,305 DAY)
617-226-6613 (PR OFFICE) - 617-226-6732 (PRESS BOX)

President of Baseball Operations:..... Dave Dombrowski
Senior Vice President & Assistant General Manager:..... Brian O'Halloran
Senior Vice President & Assistant General Manager:..... Eddie Romero
Senior Director, Team Travel:..... Jack McCormick
Senior Director, Media Relations:..... Kevin Gregg
Team Twitter:..... @RedSox



Alex Cora

2018 FIELD STAFF

Manager:..... Alex Cora
 1st Career Season
Bench:..... Ron Roenicke
Hitting:..... Tim Lincecum
Assistant Hitting:..... Andy Barkett
Pitching:..... Dana LeVangie
Assistant Pitching:..... Brian Bannister
Bullpen:..... Craig Bjornson
1st Base:..... Tom Goodwin
3rd Base:..... Carlos Febles

SERIES INFORMATION

Largest Margin of Victory:	8 - August 12, 2015 at MIA (14-6)
Largest Margin of Defeat:	17 - June 27, 2003 at BOS (25-8)
Most Runs Scored:	14 - August 12, 2015 at MIA (14-6)
Most Runs Allowed:	25 - June 27, 2003 at BOS (25-8)
Longest Winning Streak:	2 (2x) - last, August 11-12, 2015 (active entering 2018)
Longest Losing Streak:	7 - June 12, 2012-July 8, 2015
Last Two-Game Sweep By Marlins in Miami:	August 11-12, 2015
By Marlins in Boston:.....	None
By Boston in Miami:.....	None
By Boston in Boston:.....	July 7-8, 2015
Last Three-Game Sweep By Marlins in Miami:	None
By Marlins in Boston:.....	None
By Boston in Miami:.....	None
By Boston in Boston:.....	June 19-21, 2012
Last Four-Game Sweep By Marlins in Miami:	Have not played
By Marlins in Boston:.....	Have not played
By Boston in Miami:.....	Have not played
By Boston in Boston:.....	Have not played
Largest Home Crowd:	38,014 - July 1, 2006
Largest Away Crowd:	38,196 - June 17, 2009

SERIES HISTORY

YEAR	HOME	ROAD	TOTAL
1997	-	2-1	2-1
1998	1-2	-	1-2
1999	-	1-2	1-2
2000	1-2	-	1-2
2001	-	1-2	1-2
2003	-	1-2	1-2
2006	1-2	-	1-2
2009	-	1-2	1-2
2012	1-2	0-3	1-5
2015	2-0	0-2	2-2
Total	6-8	6-14	12-22

2015 RESULTS

DATE	SITE	RESULT	WIN	LOSS	SAVE	TIME	ATT
7/7	BOS	L,3-4	Tazawa	Cishek	Uehara	2:44	36,863
7/8	BOS	L,3-6	Porcello	Koehler	Uehara	2:41	37,009
8/11	MIA	W,5-4 (10)	Morris	Breslow	---	3:30	31,951
8/12	MIA	W,14-6	Barraclough	Rodriguez	---	3:07	26,041

2018 SCHEDULE

DAY	DATE	SITE	TIME
Mon.	4/2	MIA	7:10
Tues.	4/3	MIA	6:10
Tues.	8/28	BOS	7:10
Wed.	8/29	BOS	6:35

* All time Eastern; subject to change

NOTABLE MOMENTS IN SERIES HISTORY

- The Marlins last faced the Red Sox on August 11-12, 2015 at Marlins Park. The Fish swept the series, out-scoring Boston, 19-10.
- In the series finale, Miami topped the Sox, 14-6, which tied the Club record for largest margin of victory over Boston.
- The Red Sox handed the Fish a 25-8 loss at Fenway Park on June 27, 2003 after scoring 14 runs in the first inning. Florida rebounded to win the next evening, 10-9.




NEW YORK YANKEES

AL EAST | 2017 FINISH: 91-71 (2nd)

YANKEE STADIUM - ONE EAST 161st STREET - OPENED 2009 (47,422)
718-579-4460 (PR OFFICE)

Senior Vice President/General Manager: Brian Cashman
Assistant General Manager: Michael Fishman
Vice President, Communications & Media Relations: Jason Zillo
Director, Team Travel and Player Services: Ben Tuliebitz
Team Twitter: @Yankees



Aaron Boone

2018 FIELD STAFF

Manager: Aaron Boone
1st Career Season: Daniel Bard
Bench: Daniel Bard
Hitting: Marcus Thames
Pitching: P.J. Pilittere
Bullpen: Larry Rothschild
1st Base: Reggie Willits
3rd Base: Phil Nevin

SERIES INFORMATION

Largest Margin of Victory: 10 (2x) - last, June 16, 2015 at MIA (12-2)
Largest Margin of Defeat: 5 - June 18, 2015 at NY (9-4)
Most Runs Scored: 12 - June 16, 2015 at MIA (12-2)
Most Runs Allowed: 9 (2x) - last, June 18, 2015 at NY
Longest Winning Streak: 4 - June 20, 2009-June 16, 2015
Longest Losing Streak: 5 - June 5, 1998-June 12, 1999
Last Two-Game Sweep By Marlins in Miami: June 15-16, 2015
By Marlins in New York: None
By New York in Miami: None
By New York in New York: June 17-18, 2015
Last Three-Game Sweep By Marlins in Miami: None
By Marlins in New York: None
By New York in Miami: June 5-7, 1998
By New York in New York: None
Last Four-Game Sweep By Marlins in Miami: Have not played
By Marlins in New York: Have not played
By New York in Miami: Have not played
By New York in New York: Have not played
Largest Home Crowd: 21,917 - June 29, 2014
Largest Away Crowd: 22,461 - June 22, 2008

SERIES HISTORY

YEAR	HOME	ROAD	TOTAL
1997	2-1	-	2-1
1998	-	0-3	0-3
1999	1-2	-	1-2
2000	-	1-1	1-1
2001	2-1	-	2-1
2006	-	1-2	1-2
2009	2-1	-	2-1
2015	2-0	0-2	2-2
Total	9-5	2-8	11-13

2015 RESULTS

DATE	SITE	RESULT	WIN	LOSS	SAVE	TIME	ATT
6/15	MIA	W,2-1	Koehler	Tanaka	Ramos	2:41	33,961
6/16	MIA	W,12-2	Phelps	Eovaldi	---	3:09	33,083
6/17	NY	L,1-2	Pineda	Urena	Betances	2:50	43,048
6/18	NY	L,4-9	Shreve	Dunn	---	3:26	38,239

2018 SCHEDULE

DAY	DATE	SITE	TIME
Mon.	4/16	NY	6:35
Tues.	4/17	NY	6:35
Tues.	8/21	MIA	7:10
Wed.	8/22	MIA	7:10

* All time Eastern; subject to change

NOTABLE MOMENTS IN SERIES HISTORY

- The Yankees were swept in a two-game set the last time they visited Marlins Park (June 15-16, 2015).
- The Marlins topped New York, 12-2, in the meeting on June 16, which tied the franchise mark for largest margin of victory against the Yankees.
- The Marlins defeated the Yankees in the 2003 World Series and became the most recent World Series champion to be out-scored by its opponent. The Marlins were out-scored, 21-17, but managed to take the series in six games.



TAMPA BAY RAYS

AL EAST | 2017 FINISH: 80-82 (3rd)

TROPICANA FIELD - ONE TROPICANA DRIVE - OPENED 1990 (31,042)
727-825-3242 (OFFICE)

Sr. Vice President, Baseball Operations & GM: Erik Neander
Sr. Vice President, Baseball Operations: Chaim Bloom
Vice President, Baseball Operations: James Click
Director, Team Travel & Logistics: Chris Westmoreland
Sr. Director, Communications: Dave Haller
Team Twitter: @RaysBaseball



Kevin Cash

2018 FIELD STAFF

Manager: Kevin Cash
 4th Season w/ TB (228-258/ 469)
 4th Career Season
Bench: Charlie Montoyo
Hitting: Chad Mottola
Pitching: Kyle Snyder
Bullpen: Stan Boroski
1st Base: Ozzie Timmons
3rd Base: Matt Quatraro

SERIES INFORMATION

Largest Margin of Victory:	11 - June 16, 2001 at FLA (11-0)
Largest Margin of Defeat:	13 - May 22, 2009 at FLA (15-2)
Most Runs Scored:	14 (2x) - last, June 11, 2010 at TB (14-9)
Most Runs Allowed:	15 (2x) - last, May 22, 2009 at FLA (15-2)
Longest Winning Streak:	7 - July 4, 2004-June 26, 2005
Longest Losing Streak:	8 - May 22, 2011-June 15, 2012
Last Two-Game Sweep By Marlins in Miami:	June 2-3, 2014
By Marlins in Tampa Bay:	May 25-26, 2016
By Tampa Bay in Miami:	May 1-2, 2017
By Tampa Bay in Tampa Bay:	May 27-28, 2013
Last Three-Game Sweep By Marlins in Miami:	May 20-22, 2005
By Marlins in Tampa Bay:	May 18-20, 2007
By Tampa Bay in Miami:	June 8-10, 2012
By Tampa Bay in Tampa Bay:	September 29-October 1, 2015
Last Four-Game Sweep By Marlins in Miami:	None
By Marlins in Tampa Bay:	None
By Tampa Bay in Miami:	None
By Tampa Bay in Tampa Bay:	None
Largest Home Crowd:	31,111 - June 10, 2012
Largest Away Crowd:	42,823 - June 10, 2000

SERIES HISTORY

YEAR	HOME	ROAD	TOTAL	YEAR	HOME	ROAD	TOTAL	YEAR	HOME	ROAD	TOTAL
1998	2-0	1-1	3-1	2006	2-1	0-3	2-4	2014	2-0	2-0	4-0
1999	2-1	3-0	5-1	2007	1-2	3-0	4-2	2015	1-2	0-3	1-5
2000	2-1	1-2	3-3	2008	0-3	1-2	1-5	2016	1-1	2-0	3-1
2001	3-0	1-2	4-2	2009	1-2	0-3	1-5	2017	0-2	1-1	1-3
2002	1-2	1-2	2-4	2010	2-1	2-1	4-2	Total	29-26	23-29	52-55
2003	3-0	0-0	3-0	2011	2-1	0-3	2-4				
2004	1-2	1-2	2-4	2012	0-3	1-2	1-5				
2005	3-0	3-0	6-0	2013	0-2	0-2	0-4				

2017 RESULTS

DATE	SITE	RESULT	WIN	LOSS	SAVE	TIME	ATT
5/1	MIA	L, 2-4	Farquhar	Ziegler	Colome	3:14	16,096
5/2	MIA	L, 1-3	Cobb	Volquez	Colome	3:22	16,011
5/3	TB	W, 10-6	Conley	Pruitt	---	3:33	12,285
5/4	TB	L, 1-5	Andriese	Straily	Colome	3:22	10,118

2018 SCHEDULE

DAY	DATE	SITE	TIME
Mon.	7/2	MIA	7:10
Tues.	7/3	MIA	7:10
Wed.	7/4	MIA	1:10
Fri.	7/20	TB	7:10
Sat.	7/21	TB	6:10
Sun.	7/22	TB	1:10

* All time Eastern; subject to change

THE CITRUS SERIES

- The Marlins and Rays will square off in the Citrus Series for the 21st time this season. The Rays won the season series 3-1 in 2017, after completing a two-game sweep at Marlins Park on May 1 & 2 and splitting a series at the Trop on May 3 & 4. The Marlins are 52-55 (.486) in the intrastate Interleague traditional rivalry. The Rays lead the season series tally by a count of 10-9-1.
- The Miami-Tampa Bay rivalry is one of seven active intrastate interleague traditional rivalries and the most closely contested. The .514 winning percentage for the Rays is the slimmest by a series leader. Oakland's .518 (59-55) record against San Francisco and the White Sox' .518 (58-54) record against the Cubs are tied for the second-closest margin. The most dominant intrastate rivals are the Yankees, who have a 66-46 (.589) advantage over the Mets, followed by the Cardinals with a 55-39 (.585) record against the Royals. The Angels are third with a 63-51 (.553) lead over the Dodgers, and the Indians are fourth, leading the Reds 56-47 (.544) in their all-time series.



TORONTO BLUE JAYS

AL EAST | 2017 FINISH: 76-86 (4th)

TORONTO BLUE JAYS



John Gibbons

2018 FIELD STAFF

Manager: John Gibbons
 1st Season w/TOR (720-700/507)
 11th Career Season

Bench: DeMarlo Hale

Hitting: Brook Jacoby

Pitching: Pete Walker

Bullpen: Dane Johnson

1st Base: Tim Lelper

3rd Base: Luis Rivera

Executive Vice President, Baseball Operations & GM: Ross Atkins

Vice President, Baseball Operations & Assistant GM: Tony Lacava

Vice President, Baseball Operations: Ben Cherington

Director of Team Travel & Clubhouse: Michael Shaw

Vice President, Baseball Media: Jay Stenhouse

Team Twitter: @BlueJays

SERIES INFORMATION

Largest Margin of Victory: 9 - June 24, 2012 at MIA (9-0)

Largest Margin of Defeat: 8 - June 8, 2015 at TOR (11-3)

Most Runs Scored: 11 (2x) - last, June 14, 2009 (11-3)

Most Runs Allowed: 12 - June 22, 2012 at MIA (12-5)

Longest Winning Streak: 8 - June 9, 2001-June 14, 2009

Longest Losing Streak: 3 - June 8-10, 2015 (active entering 2018)

Last Two-Game Sweep By Marlins in Miami: Have not played

By Marlins in Toronto: Have not played

By Toronto in Miami: Have not played

By Toronto in Toronto: Have not played

Last Three-Game Sweep By Marlins in Miami: June 16-18, 2006

By Marlins in Toronto: June 12-14, 2009

By Toronto in Miami: None

By Toronto in Toronto: June 8-10, 2015

Last Four-Game Sweep By Marlins in Miami: Have not played

By Marlins in Toronto: Have not played

By Toronto in Miami: Have not played

By Toronto in Toronto: Have not played

Largest Home Crowd: 27,888 - June 24, 2012

Largest Away Crowd: 44,106 - June 10, 2015

SERIES HISTORY

YEAR	HOME	ROAD	TOTAL
1997	-	3-0	3-0
1998	2-1	-	2-1
1999	-	2-1	2-1
2000	2-1	-	2-1
2001	-	2-1	2-1
2006	3-0	-	3-0
2009	-	3-0	3-0
2012	1-2	-	1-2
2015	-	0-3	0-3
Total	8-4	10-5	18-9

2015 RESULTS

DATE	SITE	RESULT	WIN	LOSS	SAVE	TIME	ATT
6/8	TOR	L,3-11	Estrada	Hand	---	2:47	17,582
6/9	TOR	L,3-4	Hendriks	Ramos	---	2:16	20,558
6/10	TOR	L,2-7	Copeland	Koehler	---	2:08	44,106

2018 SCHEDULE

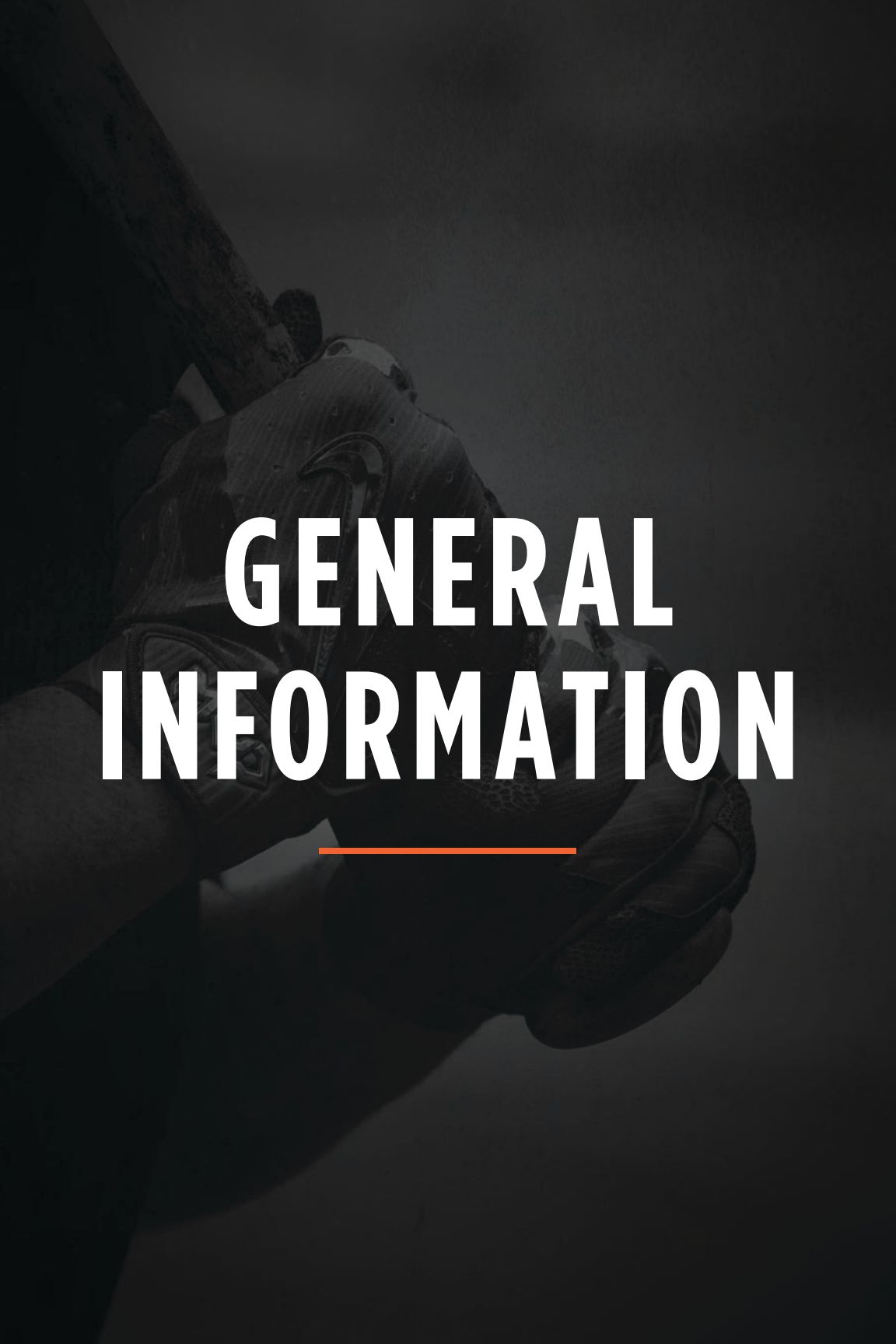
DAY	DATE	SITE	TIME
Fri.	8/31	MIA	7:10
Sat.	9/1	MIA	7:10
Sun.	9/2	MIA	1:10

* All Time Eastern; subject to change

NOTABLE MOMENTS IN SERIES HISTORY

- Miami's .667 winning percentage (18-9) against the Blue Jays is its second highest against any Interleague opponent, behind a .741 mark (20-7) against Baltimore.
- Marlins catcher Ronny Paulino had the only multi-homer game of his career when he belted two in an 11-3 win for the Fish on June 14, 2009 in Toronto. Eight of Florida's starting nine had a multi-hit game that day, the exception being the DH, as Jeremy Hermida went 0x4.
- The last time the Blue Jays visited South Florida, Miami picked up a 9-0 win on June 24, 2012, the largest margin of victory for either club in series history. The Marlins have shut out Toronto twice in series history, the other being in their inaugural meeting on August 29, 1997 (8-0 win for Florida). Toronto has never shut out the Marlins.





GENERAL INFORMATION

MEDIA INFORMATION

CREDENTIAL APPLICATIONS: The Marlins are using Major League Baseball's online credentialing system for the 2018 season. Media credential applications are ONLY available online at credentials.mlb.com. Credentials should be requested at least 24 hours in advance of the game or event requested.

CREDENTIALS: Credentials to any Miami Marlins game or Marlins Park event will be issued only to legitimate news gathering organizations. Credentials will be issued only to members of the working press 18 years of age and older. No spouses, guests or children of members of the press will be issued credentials. Press passes are not transferable. Credentialed members of the media are prohibited from obtaining autographs, personal photographs or equipment on the playing field, in the dugout or clubhouse. Any violation of these guidelines will result in immediate revocation of credential and future access. Only credentials issued by the Miami Marlins, Major League Baseball or the BBWAA will be honored. Credentials must be visible at all times.

PHOTO CREDENTIALS: Credentials will be issued to those photographers on assignment for legitimate news gathering organizations and those representatives of companies licensed by Major League Baseball. Priority in all areas will be granted to news organizations on nightly deadlines. No freelance photographers will be granted credentials and all photographs taken are to be used for news gathering purposes or officially licensed products. Any other use of photographs taken will be considered a violation of the conditions under which the credential is issued and result in no further credentials being issued.

CLUBHOUSE ACCESS: Access to the Miami Marlins clubhouse both before and after games will be limited to those organizations who are filing stories on a daily deadline. Clubhouse access will be granted to media, as determined by the Marlins Communications Department. The clubhouse is open to all media with proper credentials 3 1/2 hours before game time and closes at the beginning of batting practice. It re-opens no later than 10 minutes after each game. Policies regarding access between games of doubleheaders and during rain delays will be determined by the Marlins Field Manager. Access to the visiting clubhouse is subject to the visiting club's guidelines.

CLUBHOUSE GUIDELINES: While in the Marlins clubhouse, media are not permitted to use cellular phones, laptops, Web-based portable video cameras, texting devices, PDAs or similar portable devices at any time. Still-photography of any type is prohibited in the clubhouse at all times. Broadcast television cameras are allowed only to conduct player interviews in front of a player's locker, with the player's permission. All footage must be shot facing into the player's locker. No B-roll footage is allowed at any time.

FIELD ACCESS: All credentialed members of the media will be given access to the playing field prior to each game. Media can access the field from the Dugout Club tunnels, located down the third-base and first-base lines. Media are not allowed to use the Ricoh Diamond Club entrances located behind home plate. All non-uniformed personnel must clear the field at the conclusion of visitors batting practice unless that individual has credentials expressly for in-game field privileges (photo passes, pregame ceremonies, etc.). Live shots are permitted on the field until 35 minutes prior to the first pitch.

LIVE TRANSMISSIONS: Television and radio stations not holding broadcast rights for Marlins games will be allowed to transmit live reports prior to and after Marlins games. All live television shots will be done on the field. No live shots will be permitted from the clubhouses. No live transmissions inside the stadium by non-rightsholders will be permitted while the rightsholder is on the air or the game is in progress. Radio stations will be permitted to provide "scene setters" and score updates between innings but these reports may not continue once an inning is underway. Any violations of these policies will result in revocation of credentials.

ROVING CAMERAS: Roving cameras must obtain prior approval from the Marlins Communications Department. While roving, all photographers must not block any aisles or the views of any fans. Failure to adhere to these guidelines will result in the revocation of roving privileges for both the individual photographer and for the news organization that photographer represents.

ADMISSION TO MARLINS PARK: All media covering Marlins baseball may enter Marlins Park through the Media Entrance, which opens four hours prior to game time and is located on the West Plaza. At that time media may pick up any requested credentials. Credentials will be available for pick up until one hour after scheduled start time, after which credentials may be picked up by calling the press box. All other media who require their credentials prior to the opening of the Media Entrance should contact the Marlins Communications department.

PRESS BOX AND PRESS LOUNGE: Admission to the Marlins Park press box will be limited to those individuals with appropriate credentials. These include: Marlins' season credentials, Marlins daily credentials, BBWAA cards, Major League Baseball Working Press, Radio and Photographer passes. Those individuals with the proper credentials will be able to purchase food in the Press Lounge (located directly behind the Press Box) from 2 1/2 hours before game time through the end of the third inning of each game. The Press Lounge area is considered a part of the working press area and only individuals with proper working credentials will be admitted at all times. No guests will be permitted.

AUTOGRAPH REQUESTS: As noted earlier, no members of the media may use their access to solicit autographs, personal photographs or equipment from players or staff of either participating team. Any autograph needs should be directed to the Miami Marlins Community Outreach Department in writing. Failure to do so will result in revocation of credential privileges and forfeiture of any items obtained.

DRESS CODE: Media covering games are expected to dress in an appropriate and professional manner that reflects their respect for their colleagues, the teams and the players they are covering. Media are expected to adhere to a business casual dress code in all working areas and should follow Major League Baseball's dress code guidelines.

For further information, contact the Communications office at:

Miami Marlins

Marlins Park

501 Marlins Way, Miami FL 33125

Email: credentials@marlins.com

PHONE: (305) 480-1391

FAX: (305) 480-3013

IMPORTANT MEDIA NUMBERS

Taxi Services

Miami: 305-444-4444

Fort Lauderdale: 954-777-7777

Rental Car Information

Alamo: 305-633-6076

Budget: 305-871-2722

Hertz: 954-760-4719

Dollar: 305-887-6000

Airline Information

American: 800-433-7300

Airtran: 800-247-8726

Delta: 800-221-1212

Jet Blue: 800-538-2583

Southwest: 800-435-9792

United: 800-523-3273

US Airways: 800-428-4322

Phone Company

AT&T: 800-945-6500

Airports

Miami International: 305-876-7000

– 5 miles from Marlins Park

Fort Lauderdale: 866-435-9355

– 24.5 miles from Marlins Park



SOLICITUD DE CREDENCIALES: Los Marlins están utilizando el sistema de internet de las Grandes Ligas de Béisbol para solicitar las credenciales para los Medios de prensa de la temporada del 2018. Las solicitudes de credenciales para los Medios de prensa están disponibles SOLAMENTE yendo a la página credentials.mlb.com. Las credenciales deben ser solicitadas por lo menos 24 horas antes del inicio de los partidos en referencia.

CREDENCIALES: Las credenciales a los juegos de los Miami Marlins ó eventos en el Marlins Park serán otorgadas exclusivamente a organizaciones periodísticas legítimas. Las credenciales serán otorgadas solamente a los periodistas mayores de 18 años de edad. No serán otorgadas a los esposos, hijos, familiares, ó invitados de los miembros de la prensa. Estos pases no son transferibles. Está absolutamente prohibido a los miembros de la prensa con credenciales pedir autógrafos ó recuerdos del equipo a los jugadores en el terreno, banco o los vestidores. Cualquier violación de estas regulaciones conllevará a la cancelación de la credencial y el futuro acceso al estadio. Solamente las credenciales otorgadas por los Miami Marlins, las Grandes Ligas de Béisbol ó la BBWAA serán aceptadas. Las credenciales deberán ser visibles en todo momento.

CREDENCIALES PARA FOTÓGRAFOS: Las credenciales serán emitidas a aquellos fotógrafos con asignaciones para organizaciones legítimas de noticias y aquellos representantes de compañías con licencias emitidas por las Grandes Ligas de Béisbol. Prioridad en ciertas áreas se le dará a los fotógrafos de medios que tengan hora límite de cierre. Ningún fotógrafo independiente recibirá credenciales y todas las fotos obtenidas deberán ser utilizadas en función de noticias ó para productos con licencias oficiales. Cualquier otro uso de las fotos será considerado como una violación de las condiciones bajo las cuales se entregaron las credenciales y como consecuencia, no serán emitidas ningunas credenciales adicionales.

ACCESO A LOS VESTIDORES: El acceso a los vestidores de los Miami Marlins, antes y después de los juegos, será limitado para aquellas organizaciones periodísticas que escriban artículos noticiosos para ser entregadas antes de la fecha límite del día. El acceso al cuarto de vestir de los jugadores será autorizado conforme lo determine el Departamento de Comunicaciones de los Marlins. El vestidor de los Marlins está abierto para todos los miembros de la prensa con las debidas credenciales 3 1/2 horas antes de cada juego, y cerrará al inicio de la práctica de bateo. Diez minutos después de terminar cada juego, los vestidores estarán abiertos de nuevo. En cuanto a las regulaciones en el intermedio de un doble partido, y demoras debido a la lluvia, las decisiones serán determinadas por el responsable del terreno de juego de los Marlins. El acceso al cuarto de vestir del equipo visitante será regulado por la dirección del respectivo Club visitante.

REGLAMENTOS DE LOS VESTIDORES: Durante la estadia de los miembros de la prensa en los vestidores de los Marlins, no será permitido utilizar teléfonos celulares, computadoras portátiles, cámaras de video portátiles ligadas al internet, aparatos de comunicación vía texto, aparatos PDA ó aparatos similares. Toda forma de fotografía será prohibida. Cámaras de televisión en vivo serán permitidas solamente para entrevistar a jugadores frente a sus armarios, con permiso de los jugadores. Toda filmación será efectuada con vista del armario del jugador. Filmaciones para recaudar video general, "B-roll", no serán permitidas en ningún momento.

ACCESO AL TERRENO DE JUEGO: Todos los miembros de la prensa debidamente acreditados, tendrán acceso al terreno antes de cada juego. Los miembros de la prensa pueden acceder al terreno de juego por los túneles del Dougout Club ubicados por la primera y tercera base. Los miembros de la prensa no están permitidos usar las entradas del Ricoh Diamond Club ubicadas detrás del home plate. Todo personal que no vista uniforme y esté en el terreno, deberá abandonarlo cuando el equipo visitante termine su práctica de bateo, a menos que posea una credencial especial que le permita estar en el terreno (credencial para fotos, ceremonias anteriores del juego, etc.). Transmisiones desde el terreno serán permitidas hasta 35 minutos antes del primer lanzamiento.

TRANSMISIONES EN VIVO: Las estaciones de televisión y radio que no posean los derechos de transmisión de los juegos de los Marlins, tendrán permiso para hacer reportes en vivo antes ó después de los juegos. Todas las tomas de cámara en vivo serán hechas desde el terreno. No serán permitidas las tomas de cámara en vivo desde los vestidores. No serán permitidas transmisiones desde el estadio, mientras los poseedores de los derechos están en el aire ó el juego está en pleno desarrollo. Estas emisoras de radio tendrán permiso para transmitir entre entradas avances del juego y actualizar la anotación, pero tan pronto como comience la entrada no podrán continuar sus reportes. Cualquier violación de estas regulaciones conllevará la suspensión de las credenciales.

CÁMARAS AMBULANTES: Todo uso de cámaras ambulantes en el estadio tendrá que ser previamente aprobado por el Departamento de Comunicaciones de los Miami Marlins. Ninguna cámara ambulante podrá obstruir la vista ni la comodidad de los fanáticos. De no cumplirse estos reglamentos, el propietario de la cámara y la entidad informativa a la que pertenece, perderá todos los derechos que la credencial y el permiso previamente otorgados le conceden.

ENTRADA AL MARLINS PARK: Todos los miembros de la prensa que cubran los juegos de los Miami Marlins deberán entrar al estadio por la puerta de la Prensa, la cual abre cuatro horas antes de cada partido y está ubicada en la Plaza Oeste. Será entonces cuando los miembros de la prensa podrán recoger las credenciales solicitadas. Las credenciales estarán disponibles para ser recogidas hasta una hora después del comienzo de cada partido. Luego, podrán ser retiradas comunicándose con la sala de prensa directamente. Todos aquellos miembros de la prensa que necesiten acceso al estadio antes de la apertura de la ventanilla de credenciales, deberán comunicarse con el Departamento de Comunicaciones de los Marlins.

ZONA DE PRENSA Y COMEDOR DE PRENSA: El acceso a la zona de prensa del Marlins Park será limitado a aquellos miembros de la prensa previamente acreditados debidamente. Estas incluyen: aquellos con credenciales de temporada y credenciales diarias de los Marlins, miembros de la BBWA, credenciales de Las Grandes Ligas y miembros con pases de la Radio y fotógrafos. Aquellos miembros de la prensa con credenciales oficiales previamente mencionadas podrán acceder al comedor (ubicado directamente detrás de la zona de prensa) dos horas y media antes del comienzo del partido y hasta la tercera entrada del partido. La zona de comedor es considerada como área de trabajo y sólo aquellos miembros de la prensa con credenciales oficiales tendrán acceso. No se permiten invitados o personas sin credenciales oficiales.

PETICIÓN DE AUTÓGRAFOS: Ningún miembro de la prensa debe usar su acceso al estadio para solicitar autógrafos, fotografías personales ó parte del equipo de juego de los jugadores, ó de los miembros de la organización, de los equipos participantes. Cualquier solicitud de autógrafos debe ser hecha por escrito a través del Departamento de Relaciones Comunitarias. La violación de estas regulaciones dará lugar a la cancelación de la credencial y la confiscación de los artículos obtenidos.

CÓDIGO DE VESTIMENTA: Los miembros de la Prensa cubriendo los juegos deberán vestir apropiada y profesionalmente, reflejando el respeto a sus colegas y los jugadores de los equipos a quienes están cubriendo. Los miembros de la Prensa deberán adherirse a este código profesional de vestimenta en todas las zonas de trabajo y deberán seguir el código de vestimenta de Las Grandes Ligas.

Para más información puede dirigirse a la oficina de Comunicaciones:

Miami Marlins
Marlins Park
501 Marlins Way, Miami, FL 33125

Correo electrónico: credentials@marlins.com

TELÉFONO: (305) 480-1391 **FAX:** (305) 480-3013





Put yourself in the game.

Stop by the Ford Display in Section 14 and snap a pic of you and your friends in the Ford/Marlins Dugout.



BuyFordNow.com



Go Further

MARLINS COMMUNICATIONS STAFF



**JASON
LATIMER**

VICE PRESIDENT, COMMUNICATIONS & OUTREACH



**MARTY
SEWELL**

DIRECTOR, PUBLICATIONS & BASEBALL INFORMATION



**JON ERIK
ALVAREZ**

MANAGER, COMMUNICATIONS & SPANISH MEDIA LIAISON



**JOE
VIEIRA**

MANAGER, BASEBALL INFORMATION



**MARIA
ARMELLA**

COORDINATOR, COMMUNICATIONS

MARLINS TRANSLATORS



KOJI TANAKA
JAPANESE



LOUIS CHAO
MANDARIN



JON ERIK ALVAREZ
SPANISH

FRONT OFFICE

FIELD AND
CLUBHOUSE STAFF

PLAYERS

2017 IN REVIEW

CLUB HISTORY

POSTSEASON HISTORY

PLAYER DEVELOPMENT

2018 OPPONENTS

GENERAL INFORMATION



WATCH ON



FLORIDA

MARLINS BROADCASTING INFORMATION

FOX Sports Florida/Sun Sports enters its 22nd season partnered with the team. In 2018, on top of six spring training games, all 162 Marlins regular season games (all in HD) and pre and postseason shows will be televised statewide in Florida. Owned and managed by FOX, both FOX Sports Florida and sister network Sun Sports are each available statewide in more than six million cable and satellite homes.



500 E. Broward Blvd. Suite 105
Fort Lauderdale, FL 33394
954-375-3501
www.foxsportsflorida.com

Paul Severino will be joined by Todd Hollandsworth, who will provide the analysis in 2018. Craig Minervini returns for his 17th season as in-game reporter and host of MARLINS LIVE, the network's pre/postgame show. Jessica Blaylock enters her fourth season as an in-game reporter and host of the network's pre/postgame show as well. For the 16th consecutive year, FOX Sports Florida/Sun Sports will offer Spanish language game audio coverage via SAP for Marlins' home games.

MARLINS ORIGINAL PROGRAMMING



INSIDE THE MARLINS

This innovative original series gives fans a unique, behind-the-scenes perspective of the lives of Marlins players/personnel, as well as unique aspects of the team's operations. Seven half-hour HD episodes are planned for 2018 and will air throughout the season on FOX Sports Florida. Each show will turn the spotlight on a different baseball theme, Marlins player or coach. These episodes are a must-watch for Marlins fans as they focus on their favorite players and coaches lives outside of baseball with personal stories and comments shared by family, friends and teammates.

MARLINS CLUBHOUSE

"Marlins Clubhouse" is a magazine style television series aimed at showcasing stories in and around Marlins baseball. Hosted by FOX Sports Florida's Kelly Saco, "Marlins Clubhouse" will premiere new episodes on the first Friday of every month before the start of the Marlins LIVE pregame show on the network. "Marlins Clubhouse" will target and engage young baseball viewers, with an emphasis on kids ages 13 to 18. Be sure to tune in on FOX Sports Florida all year long for must-watch episodes of "Marlins Clubhouse."



FRONT OFFICE

FIELD AND
CLUBHOUSE STAFF

PLAYERS

2017 IN REVIEW

CLUB HISTORY

POSTSEASON HISTORY

PLAYER DEVELOPMENT

2018 OPPONENTS

GENERAL INFORMATION





PAUL SEVERINO
PLAY-BY-PLAY ANNOUNCER

Paul Severino has joined the FOX Sports Florida on-air talent roster for the 2018 season. In his new role, Severino will serve as play-by-play announcer, alongside color analyst Todd Hollandsworth. Severino came to FOX Sports Florida from MLB Network, where he served as play-by-play announcer for MLB Network game telecasts, including MLB Network Showcase and the World Baseball Classic. Since 2011, he's hosted every studio show in MLB Network's lineup, highlighted by the Emmy Award-winning "MLB Tonight" and the daily "The Rundown."

Severino's broadcast experience extends beyond the diamond having most recently served as play-by-play announcer for 2018 IIHF World Junior Hockey tournament in Buffalo, New York. Severino also spent time as a studio host on NHL Network and as a host on sports talk radio shows on TuneIn Radio. Prior to MLB Network, Severino served as an anchor and host across ESPN's programming. His roles included anchoring ESPNNews and "SportsCenter," as well as hosting "Fantasy Focus" on ESPN.com and halftime shows for college football games on ESPN3.com.

He is a Bristol, Connecticut native and proud graduate of Endicott College in Beverly, Massachusetts.



TODD HOLLANDSWORTH
COLOR ANALYST

Todd Hollandsworth returns in 2018 as color analyst for FOX Sports Florida television broadcasts. Hollandsworth, a member of the 2003 World Series Champion Florida Marlins, came to FOX Sports Florida from Comcast SportsNet Chicago, where he spent seven seasons as a television analyst covering the Cubs. Since 2014, he's also served as co-host on MLB Network Radio's The Leadoff Spot show on SiriusXM. During the 2008 season, Hollandsworth filled in as Comcast SportsNet's Cubs studio analyst on numerous occasions, in addition to making regular appearances on CSN's weeknight sports discussion program, Chicago Tribune Live.

Hollandsworth played 12 seasons in the Major Leagues and was drafted by the Los Angeles Dodgers in the third round of the 1991 MLB Draft. In his first full season with the Dodgers in 1996, Hollandsworth was named the National League Rookie of the Year when he hit .291 with 12 home runs and 59 RBI in 149 games. That season, he led all NL rookies in hits, doubles, home runs, RBI and stolen bases. His 12-year MLB career included stints with the Dodgers, Colorado Rockies, Texas Rangers, Marlins, Chicago Cubs, Atlanta Braves, Cleveland Indians and Cincinnati Reds.



JESSICA BLAYLOCK
PRE/POSTGAME HOST & IN-GAME REPORTER

Jessica Blaylock enters her fourth season covering Marlins baseball for Fox Sports Florida. Blaylock will serve as the in-game reporter on Marlins' television broadcasts this season, as well as host of select "Inside the Marlins" episodes.

Prior to joining Marlins coverage, Blaylock served as a radio host and reporter for 1010XL in Jacksonville. She was the Jaguars beat reporter, and an active contributor on the Frank Frangie Show with Rick Ballou, as well as hosting her own evening show. She also covered the Players Championship and other various sporting events in the Jacksonville area.

From 2006 to 2011, she worked for ESPN as an operations producer for college football, college basketball and NASCAR. Blaylock originally joined FOX Sports Florida in 2010, covering five seasons of Orlando Magic basketball, as well as high school football and basketball. She has also contributed both Jaguars and high school football features for CSS.

A Jacksonville, Fla. native, Blaylock attended the University of Florida where she received a B.A. in Telecommunications and a B.A. in history.

FRONT OFFICE
FIELD AND CLUBHOUSE STAFF
PLAYERS
2017 IN REVIEW
CLUB HISTORY
POSTSEASON HISTORY
PLAYER DEVELOPMENT
2018 OPPONENTS
GENERAL INFORMATION





CRAIG MINERVINI

PRE/POSTGAME HOST & IN-GAME REPORTER

Craig Minervini is a 3-time Emmy Award winner, now in his 17th season as pre/postgame host and in-game reporter for Marlins games on FOX Sports Florida. He has handled play-by-play for select Marlins games on TV/radio as well.

A baseball and hockey buff, Craig is also pre/postgame host for Florida Panthers (NHL) games, finishing his 11th season on FS Florida in 2017-18. He also fills in as TV Host on Miami Heat (NBA) games. In 2010, Craig was the national play-by-play voice for the United Football League (UFL) games on Versus.

Before joining FOX Sports Florida, Minervini spent seven years with WTVJ-NBC 6 in Miami as a sports anchor/reporter. He anchored sports on WNBC-TV (NY) in 2004.

Minervini's extensive television broadcasting experience includes a wide variety of assignments such as play-by-play voice for NBC Sports (Notre Dame football), CBS Sports Spectacular, ESPN (college football, baseball and Roller Hockey International), Major League Soccer, XFL Football, boxing and mixed martial arts' events.

Minervini's latest Hollywood stint includes a special appearance in Kevin James' blockbuster movie "Here Comes the Boom".

Early in his career, his first entrance on the national stage came as a TV broadcaster for World Wrestling Federation (WWF) events, as "Craig DeGeorge".

Minervini earned a broadcast journalism degree from Syracuse University where he called Orange football, basketball, lacrosse and soccer while handling AAA Syracuse Chiefs baseball.

A native of Huntington, Long Island (NY), Minervini has two sons, Chase and Maxwell, and a daughter, Spencer.



JEFF NELSON

PRE/POSTGAME ANALYST

Jeff Nelson returns for his third season with FOX Sports Florida as a studio analyst on select Marlins LIVE pregame and postgame shows after joining FOX Sports Florida on June 14, 2016. In addition to Marlins coverage, Nelson serves as an analyst on MLB.com and as a host on SiriusXM's MLB Network Radio.

A 15-year MLB veteran, Nelson was drafted by the Los Angeles Dodgers in 1984 and made his Major League debut with the Seattle Mariners in 1992. Throughout his career, he played for the Mariners, 1992-95, 2001-03 and 2005; New York Yankees, 1996-2000, and 2003; Texas Rangers, 2004; and Chicago White Sox, 2006. He won four World Series rings with the Yankees and was named an American League All-Star in 2001. Over his career, he racked up 829 strikeouts and sported a lifetime ERA of 3.41.

Jeff and his wife Sheri reside in Jupiter, Florida.

FRONT OFFICE

FIELD AND CLUBHOUSE STAFF

PLAYERS

2017 IN REVIEW

CLUB HISTORY

POSTSEASON HISTORY

PLAYER DEVELOPMENT

2018 OPPONENTS

GENERAL INFORMATION



MARLINS BROADCASTING INFORMATION

MARLINS ENGLISH BROADCAST HISTORY

YEAR	TELEVISION	RADIO
1993	Jay Randolph, Gary Carter	Joe Angel, Dave O' Brien
1994	Jay Randolph, Gary Carter	Joe Angel, Dave O' Brien
1995	Jay Randolph, Gary Carter	Joe Angel, Dave O' Brien
1996	Jay Randolph, Gary Carter	Joe Angel, Dave O' Brien
1997	Jay Randolph, Tommy Hutton, Joe Angel, Dave O' Brien	Joe Angel, Dave O' Brien
1998	Jay Randolph, Tommy Hutton, Joe Angel, Dave O' Brien	Joe Angel, Dave O' Brien
1999	Jay Randolph, Tommy Hutton, Joe Angel, Dave O' Brien	Joe Angel, Dave O' Brien, Jon "Boog" Sciambi
2000	Jay Randolph, Tommy Hutton, Joe Angel, Dave O' Brien	Joe Angel, Dave O' Brien, Jon "Boog" Sciambi
2001	Dave O' Brien, Tommy Hutton	Dave Van Horne, Jon "Boog" Sciambi
2002	Len Kasper, Tommy Hutton	Dave Van Horne, Jon "Boog" Sciambi
2003	Len Kasper, Tommy Hutton	Dave Van Horne, Jon "Boog" Sciambi
2004	Len Kasper, Tommy Hutton	Dave Van Horne, Jon "Boog" Sciambi
2005	Rich Waltz, Tommy Hutton	Dave Van Horne, Allen "Roxy" Bernstein
2006	Rich Waltz, Tommy Hutton	Dave Van Horne, Allen "Roxy" Bernstein
2007	Rich Waltz, Tommy Hutton	Dave Van Horne, Allen "Roxy" Bernstein
2008	Rich Waltz, Tommy Hutton	Dave Van Horne, Glenn Geffner
2009	Rich Waltz, Tommy Hutton	Dave Van Horne, Glenn Geffner
2010	Rich Waltz, Tommy Hutton	Dave Van Horne, Glenn Geffner
2011	Rich Waltz, Tommy Hutton	Dave Van Horne, Glenn Geffner
2012	Rich Waltz, Tommy Hutton	Dave Van Horne, Glenn Geffner
2013	Rich Waltz, Tommy Hutton	Dave Van Horne, Glenn Geffner
2014	Rich Waltz, Tommy Hutton	Dave Van Horne, Glenn Geffner
2015	Rich Waltz, Tommy Hutton	Dave Van Horne, Glenn Geffner
2016	Rich Waltz, Al Leiter, Eduardo Perez, Preston Wilson	Dave Van Horne, Glenn Geffner
2017	Rich Waltz, Todd Hollandsworth	Dave Van Horne, Glenn Geffner

MARLINS SPANISH BROADCAST HISTORY

YEAR	TELEVISION (SAP)	RADIO
1993	None	Felo Ramírez, Manolo Álvarez
1994	None	Felo Ramírez, Manolo Álvarez
1995	None	Felo Ramírez, Manolo Álvarez
1996	None	Felo Ramírez, Manolo Álvarez
1997	None	Felo Ramírez, Manolo Álvarez
1998	None	Felo Ramírez, Manolo Álvarez
1999	None	Felo Ramírez, Jesus "Chu" Diaz
2000	None	Felo Ramírez, Angel "Tito" Rodríguez
2001	None	Felo Ramírez, Angel "Tito" Rodríguez
2002	None	Felo Ramírez, Luis "Yiky" Quintana
2003	Cookie Rojas, Raul Striker, Jr.	Felo Ramírez, Luis "Yiky" Quintana
2004	Cookie Rojas, Raul Striker, Jr.	Felo Ramírez, Luis "Yiky" Quintana
2005	Cookie Rojas, Raul Striker, Jr.	Felo Ramírez, Luis "Yiky" Quintana
2006	Cookie Rojas, Raul Striker, Jr.	Felo Ramírez, Luis "Yiky" Quintana
2007	Cookie Rojas, Raul Striker, Jr.	Felo Ramírez, Luis "Yiky" Quintana
2008	Cookie Rojas, Raul Striker, Jr.	Felo Ramírez, Luis "Yiky" Quintana
2009	Cookie Rojas, Raul Striker, Jr.	Felo Ramírez, Luis "Yiky" Quintana
2010	Cookie Rojas, Raul Striker, Jr.	Felo Ramírez, Luis "Yiky" Quintana
2011	Cookie Rojas, Raul Striker, Jr.	Felo Ramírez, Luis "Yiky" Quintana
2012	Cookie Rojas, Raul Striker, Jr.	Felo Ramírez, Luis "Yiky" Quintana
2013	Cookie Rojas, Raul Striker, Jr.	Felo Ramírez, Luis "Yiky" Quintana
2014	Raul Striker, Jr.	Felo Ramírez, Luis "Yiky" Quintana
2015	Raul Striker, Jr.	Felo Ramírez, Luis "Yiky" Quintana
2016	Raul Striker, Jr.	Felo Ramírez, Luis "Yiky" Quintana
2017	None	Felo Ramírez, Luis "Yiky" Quintana, Jose Luis Napoles



A graphic of a baseball's stitching, with red laces on a white background, framing the central text.

940 AM
WINZ
MIAMI SPORTS

LISTEN TO EVERY
MIAMI MARLINS
GAME ON 940**WINZ**

MARLINS BROADCASTING INFORMATION

940 WINZ AM Miami Sports and 94.9 HD2 enters its fifth season as the Marlins Flagship Station. WINZ and the Marlins Radio Network team up in 2018 to broadcast all 162 regular season and 15 spring training games in addition to 16 MLB.com online only broadcasts during the spring.

Catch all the action on our English Radio flagship plus a 30-minute pre and postgame show. In addition, 940 AM will feature special Miami Marlins programming throughout the season.

Listen live on Miami/Ft. Lauderdale WINZ 940 AM/94.9 HD2, West Palm Beach WBZT 1230 AM, Key West WKWF 1600 AM, Port St. Lucie WSTU 1450 AM, Orlando WHOO 1080 AM, and Melbourne-Cocoa WIXC 1060 AM.



7601 Riviera Blvd.
Miramar, FL 33023
(954) 862-2000
www.940winz.com

MARLINS HOT STOVE RADIO SHOW

Marlins broadcaster Kyle Sielaff hosts the Marlins Hot Stove Show Tuesday nights during the offseason at 7:00 p.m. ET on 940 WINZ AM. Get the latest Marlins news and updates with Kyle including exclusive interviews with players, our front office team and guests from the local and national media.



DAVE VAN HORNE

HALL OF FAME PLAY-BY-PLAY ANNOUNCER

Dave Van Horne enters his 53rd year broadcasting professional baseball, his 50th at the Major League level and his 18th year with the Marlins. In 2011, he was honored by the National Baseball Hall of Fame with the Ford C. Frick Award in ceremonies at Cooperstown.

His baseball broadcast career began in the International League where he broadcast Richmond Braves games. In 1969, he was named to serve as the lead play-by-play broadcaster for the Montreal Expos games on the English radio network. He spent 32 years as the primary Expos voice on the teams radio and television broadcasts.

During Dave's Major League broadcast career, he's been behind the mic for 14 no hitters, including three perfect games. He also had the opportunity to call the 3000th hits for Willie Mays and Tony Gwynn, also Pete Rose's 1,500th, 3000th and 4,000th hits. He called record breaking strikeouts by Nolan Ryan and Steve Carlton. When Andre Dawson hit two home runs in one inning, twice, Dave was behind the microphone. Other career highlights include the Marlins exciting 2003 season, capped by the World Series Championship.

During his years spent in Virginia, he broadcast football, basketball and baseball, becoming a two-time winner of the Virginia Sportscaster of the Year Award.

In 1996, he was honored with the Jack Graney Award, presented by the Canadian Baseball Hall of Fame for contributions to baseball through broadcasting.

Dave was also the recipient in 2011 of the Career Achievement Award from Sports Media Canada.

In June 2012, he was inducted into the Wilson High School Hall of Fame in his hometown of Easton, PA.

He received the Sonny Hirsch Excellence in Sports Broadcasting Award in March 2013 at the Eric Reid and Tony Fiorentino charity dinner in Miami.

Dave was inducted into the Canadian Baseball Hall of Fame in June 2014 in ceremonies in St. Mary's, Ontario.

His broadcast partners over the years have included Don Drysdale, Pee Wee Reese, Duke Snider, Tom Cheek, Buck Martinez, Ken Singleton, Gary Carter, Tommy Hutton and Jon Sciambi. His current partner on Marlins Radio broadcasts is Glenn Geffner.

Dave was born and raised in Easton Pennsylvania. He has been a resident of South Florida since 1982 and currently lives in Palm Beach Gardens with his wife Josee and their daughter Madison, a student at the University of Tampa. He also has 5 sons and many wonderful grandchildren.





**GLENN
GEFFNER**
PLAY-BY-PLAY ANNOUNCER

2018 marks Miami native Glenn Geffner's 11th season as a member of the Marlins radio broadcast team, his 22nd season in the Major Leagues and his 27th year in professional baseball as a broadcaster and front office executive.

Geffner, who called games for the Boston Red Sox and the San Diego Padres prior to his 2008 return to South Florida, owns the rare distinction of having done baseball play-by-play at every level—from college, to Single-A, Double-A, Triple-A, and the Major Leagues.

He's broadcast the World Series; 6 no-hitters, including Roy Halladay's 2010 perfect game; Rookie of the Year and MVP seasons; and various significant Major League milestones, including Ichiro Suzuki's 3,000th hit in 2016.

Over the years, he has shared the booth with a pair of Baseball Hall of Fame broadcasters, 2011 Ford C. Frick Award winner Dave Van Horn and the Marlins and 2005 honoree Jerry Coleman with the Padres. In Boston, Glenn worked alongside Frick Award finalist and Red Sox Hall of Famer Joe Castiglione.

Geffner began his baseball career as the voice of the Rochester Red Wings of the Triple-A International League. His television work includes handling the play-by-play for the New England Sports Network's coverage of Red Sox Minor League baseball during his time in Boston as well as serving as host and reporter for a variety of Red Sox and Padres programming during his 11 seasons with those clubs.

He has two World Series championship rings (Boston, 2004 and 2007) and a National League championship ring (San Diego, 1998).

Geffner is a graduate of Northwestern University's Medill School of Journalism. It was at Northwestern where he began his broadcasting career, calling Big Ten baseball, football and basketball for the Wildcats.

He is regularly invited to speak to high school and college journalism and broadcasting students and serves as an active mentor to dozens of broadcasters either still in school or in the early stages of their careers.

Glenn and his wife Christine reside in Weston with their 3 children: Corey, Gregg and Caroline.



- Courtesy: Denis Bancroft 2012

FRONT OFFICE

FIELD AND CLUBHOUSE STAFF

PLAYERS

2017 IN REVIEW

CLUB HISTORY

POSTSEASON HISTORY

PLAYER DEVELOPMENT

2018 OPPONENTS

GENERAL INFORMATION





**RADIO
MAMBÍ**
710 AM

La voz de los

MARLINS™



MARLINS BROADCASTING INFORMATION

Radio Mambi (WAQI 710 AM) enters its 10th season as the Marlins Spanish-language radio home of the Marlins. The Spanish flagship will carry all 162 regular season games and 10 Spring Training contests during the 2018 season. Luis "Yiky" Quintana returns for his 17th season, and will be joined alongside José Luis Nápoles to bring all the live action of the two-time World Champion Marlins.

As the official Spanish radio home of the Marlins, Radio Mambi will host "Desayuno con los Marlins" every Thursday morning from 10 a.m. to 11 a.m. broadcasting live from various locations around South Florida as well as weekly Saturday afternoon show "Hablando con los Marlins" two hours prior to the game throughout the 2018 season. In addition, "Cafecito con los Marlins" will air on sister station WQBA 1140 AM every Friday at 10 a.m.



800 Douglas Rd.
Annex Building, Suite 111
Coral Gables, FL 33134
(305)447-1140



LUIS 'YIKY' QUINTANA

SPANISH PLAY-BY-PLAY ANNOUNCER

Yiky Quintana returns for his 17th full season as the Marlins' Spanish play-by-play announcer. Besides radio, Quintana serves as the main sports anchor/producer for WJAN41 América Teve in Miami.

With more than 30 years of broadcasting experience, Quintana began his career as a journalist writing for several Cuban national sports magazines and newspapers. Over the airwaves, Quintana served as a commentator and play-by-play announcer for the providence of Las Villas' radio network.

Quintana worked for TV Cubana (1980-1993) as a sports commentator and play-by-play announcer for several national and international championships including baseball, volleyball, basketball, and boxing, among other sports.

After acquiring political asylum from the Venezuelan Republic, Quintana worked as sports analyst and play-by-play announcer for Cadena Super Suave as well as serving as the official play-by-play announcer for the "Tigres de Aragua", of the Venezuelan Professional Baseball League.

Quintana was selected by fans as the Most Popular Sports Commentator as well as one of the 10 Most Popular Artists in Cuba. He is also a member of the National Cuban Hall of Fame (Class of 2007) for his contributions to the sports journalism field and was named the Miami Life Awards Sports Broadcaster of the Year in 2008 & 2009. He was awarded the Premio Revista Carteles XXVIII edition as the "Best Sports Announcer in 2016.

Quintana received his bachelor's degree in Physical Education and Sports, with a specialization in baseball from Instituto Superior de Cultura Física. Quintana also served as pitching coach for several baseball national championships in Cuba.

Yiky and his wife, Lizet, reside in Miami, Fla.



JOSE LUIS NAPALES

SPANISH PLAY-BY-PLAY ANNOUNCER

José Luis Nápoles enters his second season as a radio voice for WAQI. In addition to his radio duties, he is the lead sports anchor for WLTV, Univision of South Florida. José Luis began his career at Univision 23 in 2006.

Born in Villa Clara, Cuba, he began studying and developing his professional life in radio and television. In different stages of his life he has practiced intensely different sports disciplines. When he finished his pre-university studies, José Luis began studying at the physical culture branch of the city of Santa Clara, where he graduated with a degree in Sports and Physical Culture, in 1996. After that, he began to venture into the field of broadcasting, animation and sports narration. He completed several training courses in techniques of voice over, sports narration, and social communication. In 2004, José Luis began working as a sports commentator and news anchor in Miami.

José Luis has a true passion for live sports, and loves reporting on the players and the games. He is a fan of soccer and baseball. He had the opportunity to cover the Miami HEAT championships in 2012 and also in 2013.

Jose Luis lives in Miami with his wife.

FRONT OFFICE

FIELD AND
CLUBHOUSE STAFF

PLAYERS

2017 IN REVIEW

CLUB HISTORY

POSTSEASON HISTORY

PLAYER DEVELOPMENT

2018 OPPONENTS

GENERAL INFORMATION



MAJOR LEAGUE BASEBALL IMPORTANT DATES

JANUARY

- 12 - Salary arbitration exchange date
- 29 - Through Feb. 16 - Salary Arbitration Hearings

FEBRUARY

- 14 - The voluntary date on which all pitchers, catchers and injured players on a Major League roster may be invited to attend Spring Training workouts
First date Players may be placed on the 60-Day Disabled List
- 15 - All Outright Waivers in effect expire at 5:00 pm ET
- 16 - New waiver period begins
- 17 - First date weekend waivers will be processed; continues through end of season
- 19 - The voluntary date on which all players on a Major League roster may be invited to attend Spring Training workouts
- 23 - Anticipated start of Spring Training games among Major League Clubs
- 24 - The mandatory date all players must report to Spring Training

MARCH

- 2 - First date to renew Major League contracts
- 4 - First date Clubs may ask waivers on selected Rule 5 or draft-excluded players
- 9 - First date Clubs may assign selected Rule 5 or draft-excluded players
- 11 - Last date to renew Major League contracts
Last date to request UR Waivers and owe 30 days' termination pay (before 2:00 pm ET)
- 12 - UR Waivers requested today (until 2 pm ET on March 26) Club will owe player 45 days' termination pay
- 13 - Last date to assign an injured player to a Minor League club, if permissible
- 19 - Last date a XX(B) player signed to a Minor League contract qualifies for a Retention Bonus
- 24 - Last date to select or release a XX(B) "Retention Bonus" player before a bonus obligation
- 26 - Last date to request UR Waivers and owe 45 days' termination pay (before 2:00 pm ET)
The earliest date that a Club may backdate a placement on the 10-day Disabled List
- 29 - Official opening of 2018 season - rosters reduced to 25

APRIL

- 5 - First date 10-day Disabled List players may be reinstated, if permissible
- 8 - First date optioned players may be recalled, if permissible
- 27 - Waivers secured on or after February 16th expire at 5:00 pm ET
- 28 - New waiver period begins

MAY

- 15 - International player registration deadline
Earliest date Clubs may re-sign Major League players released after August 31, 2017
- 28 - First date that players on the 60-day disabled list may be reinstated, if permissible
Start of Closed Period - First-Year Player Draft

JUNE

- 1 - XX(B) "Retention Bonus" player may require release if not added to 25-man roster
- 4-6 - 2018 First-Year Player Draft
- 15 - End of 2017-2018 international signing period
- 16 - First date Clubs may trade a XX(B) player without his consent
- 21 - Release of the 2018-2019 signing period registration list

JULY

- 2 - Beginning of 2018-2019 international signing period
- 6 - Signing deadline for Rule 4 drafted players - 5:00 pm ET
- 11 - Forfeited Pick Lottery, if necessary

- 17 - All-Star Game at Nationals Park, Washington DC
- 31 - Trade deadline - 4:00pm ET
Waivers secured on or after April 28, 2018 expire at 5:00 pm ET

AUGUST

- 1 - New waiver period begins - Trade Waivers now required
- 15 - Last date to select player to avoid draft-excluded status
- 29 - Unconditional Release Waivers must be requested by 2:00 pm ET to avoid May 15, 2019 signing restriction
- 31 - Postseason eligibility lists are established at 11:59 pm ET
Secured Outright Waivers expire at 11:59 pm ET

SEPTEMBER

- 1 - Active Major League player limit increased from 25 to 40
New Outright Waiver period - secured waivers are good for seven days
- 23 - Last date to trade any player until end of championship season - Noon ET
- 30 - Last scheduled day of the 2018 Championship season
Last weekend date waivers will be processed until next Spring Training

OCTOBER

- 1 - All players on optional assignments must be recalled
All players on the 7-day and the 10-day Disabled Lists must be reinstated
First date players may be traded between Major League Clubs without waivers
Injured players now may be assigned to Minor Leagues until November 20, 2018, if permissible
(unless play-in game necessary)
- 1-15 - Article XX(D) Free Agency Period
(DATES BASED ON END OF WORLD SERIES)

- 1st Day After** - Eligible XX(B) players become free agents at 9 am ET
- 4th Day After** - Last date to request waivers on draft-excluded players until next spring
- 5th Day After** - Last date to reinstate players from the 60-day Disabled List
Last date to outright potential Minor League free agent without Major League contract, if permissible (before 5:00 pm ET)
Last date for former Club to tender qualifying offer to XX(B) players
Minor League players become free agents at 5 pm ET, if applicable
XX(B) and Minor League free agents may sign any Club at 5:00 pm ET
- 15th Day After** - Last date for XX(B) players to accept qualifying offer from former Club

NOVEMBER

- 10 - Outright Waivers secured on or after September 1 expire at 5:00 pm ET
- 11 - New waiver period begins
- 16 - Last date to ask Outright Waivers on an injured player, if permissible
- 20 - Last date to outright an injured player to the Minor Leagues, per Article XIX(C)
Reserve lists for all Major and Minor League levels filed, by 8:00 pm ET
- 20 - Last date to prior to tender deadline to ask outright waivers on a player without a 2019 Major League contract
- 30 - Tender deadline

DECEMBER

- 2 - First date that assignable draft selections may be traded
- 6 - Last date to request Outright Waivers to assign player prior to Rule 5 Draft
- 10 - Last date to outright a player prior to the Rule 5 Draft
- 13 - Major League Rule 5 Draft - Winter Meetings, Las Vegas, NV

NOTE: THESE DATES WILL BE USED UNLESS OTHERWISE NOTIFIED



HOW TO FIGURE...

BATTING AVERAGE (AVG.): Divide the number of hits by the number of at bats.

EARNED RUN AVERAGE (ERA): Multiply the number of earned runs by nine and then divide that number by the number of innings pitched.

FIELDING AVERAGE (PCT.): Divide the total putouts and assists by the total of putouts, assists and errors.

MAGIC NUMBERS: Determine the number of games yet to be played, add one, then subtract the number of games ahead in the loss column of the standings from the closest opponent.

ON-BASE PERCENTAGE (OBP.): Add the total of hits, walks, hit by pitches and divide by the total of at-bats, walks, hit-by-pitches and sacrifice flies.

SLUGGING AVERAGE (SLG.): Divide the total bases of all safe hits by the total times at-bat (at-bats do not include walks, sacrifices, hit-by-pitch, or times awarded first base because of interference or obstruction).

WINNING PERCENTAGE: Divide the number of games won by the total games won and lost.

QUALIFICATIONS FOR BATTING CHAMPIONSHIP: Highest batting average based on a minimum of 502 plate appearances, the equivalent of 3.1 appearances for each of the 162 scheduled games, which may include walks, sacrifices, hit by pitch, etc.

QUALIFICATIONS FOR PITCHING (ERA) CHAMPIONSHIP: Lowest earned run average with a minimum of 162 innings pitched.

QUALIFICATIONS FOR A FIELDING CHAMPIONSHIP: The fielders with the highest fielding average at each position, provided:

(1) A catcher participates as a catcher in at least one-half the number of games scheduled for each club in his league that season.

(2) An infielder or outfielder must have participated at his position in at least two-thirds of the number of games scheduled for each club in his league that season.

(3) A pitcher must have pitched at least as many innings as the number of games scheduled for each Club in his league that season. EXCEPTION: if another pitcher has a fielding average as high or higher, and has handled more total chances in a lesser number of innings, he shall be the fielding champion.

NOTE: These figures DO NOT determine Rawlings Gold Glove winners at the end of the season. Those are selected by a vote of managers and coaches.

QUALIFICATIONS FOR A ROOKIE: A player with no more than 130 at-bats or 50.0 innings pitched in the Major Leagues during the previous season or seasons, nor more than 45 days on a Major League roster during the 25-man player limit (excluding time in military service).

PINCH HITTING: A player shall be considered a pinch-hitter only if he enters the game as a substitute batter and then only on his first time at-bat, which must be before he becomes a fielder. If the team bats around in the inning and a pinch-hitter comes up a second time, he will not be considered a pinch-hitter the second time.

CONSECUTIVE HITTING STREAKS: A consecutive hitting streak shall not be terminated if the plate appearance results in a base on balls, hit batsman, defensive interference or a sacrifice bunt. A sacrifice fly shall terminate the streak.

CONSECUTIVE-GAME HITTING STREAKS: A consecutive-game hitting streak shall not be terminated if all the player's plate appearances (one or more) result in a base on balls, hit batsman, defensive

interference or a sacrifice bunt. The streak shall terminate if the player has a sacrifice fly and no hit. The player's individual consecutive-game hitting streak shall be determined by the consecutive games in which the player appears and is not determined by his club's games.

CONSECUTIVE-GAME PLAYING STREAK: A consecutive-game playing streak shall be extended if the player plays one-half inning on defense, or if he completes a time at-bat by reaching base or being put out. A pinch-running appearance only shall not extend the streak. If a player is ejected from a game by an umpire before he can comply with the requirements of this rule, his streak shall continue.

ITEMS OF INTEREST

BLOWN SAVE DEFINITION: When a relief pitcher enters a game in a save situation and departs with the save situation no longer in effect because he has given up the lead, he is charged with a blown save. If the save opportunity still exists when he leaves the game, he is not charged with a save opportunity. If the pitcher has not given up the lead when he leaves the game, though the save opportunity may no longer exist, he is not charged with a save opportunity. This method has been a part of the Roloids formula since 1988.

DISABLED LISTS:

10-Day: The player must remain off the active roster for a minimum of 10 calendar days, starting on the day following the player's last game.

60-Day: Same rules apply, however, this may only be used when the team's 40-man roster is full. Any player placed on the 60-day disabled list after August 1 may not play for the remainder of the season, including any postseason game.

EMERGENCY: Maximum number of players on list at one time- no limit. Minimum period of inactivity is 60 calendar days. Players placed on this list after August 1 shall remain there for the balance of the season. This list may only be used when a Club is at the maximum limit of 40 players.

FREE AGENCY (RE-ENTRY): The 1985 collective bargaining agreement brought about changes in the free agency process. Following is the appropriate information:

--Six years of Major League Service continues to be required to be eligible for free agency.

--The Re-Entry Draft has been abolished.

--A player has 15 days from the first day following the World Series to file for free agency.

--By December 1, former Club must offer to arbitrate or become eligible to sign player. By December 7, player must accept or reject the offer. Should the Club fail to tender or renew the contract, the player shall become a free agent without any restrictions or qualifications. The player will be eligible to sign with all Clubs including the Club which did not offer arbitration.

--If Club and player proceed to arbitration, maximum salary cut rules do not apply.

--Player who accepts former Club's offer to arbitrate is not subject to repeater rights limitations.

NIGHT GAME: A night game shall be any game with the official starting times fixed after 5 p.m. All games, with official starting times fixed for 5 p.m., prevailing time, or earlier, shall be "day games."

PLAYER LIMITS: A Major League roster consists of 40 players until Opening Day, when the number must be reduced to 25 until September 1, when it again becomes 40.



REGULATION GAME: A regulation game consists of nine innings unless extended because of a tie score or shortened because (1) the home team needs none of its half of the ninth or only part of it; or (2) because the umpire-in-chief calls the game after five completed innings. A regulation game may be less than five innings if the home team is ahead after the first of the fifth, or takes the lead or ties the score while at bat in the fifth.

TIE GAME: A regulation game that is called by the umpire-in-chief when both teams have the same number of runs is a tie game. Individual player performances are official and are entered in the records, but the game does not count in the League standings and may be re-scheduled at a later date.

SUSPENDED GAME RULE:

Rule 4.12 SUSPENDED GAMES

(a) A league shall adopt the following rules providing for completion at a future date of games terminated for any of the following reasons:

- (1) A curfew imposed by law;
- (2) A time limit permissible under league rules;
- (3) Light failure or malfunction of a mechanical field device under control of the home club.

(Mechanical field device shall include automatic tarpaulin or water removal equipment.);

(4) Darkness because of any law, the lights may not be turned on;

(5) Weather, if the game is called while an inning is in progress and before it is completed, and one of the following situations prevails:

- (i) The visiting team has scored one or more runs to tie the score, and the home team has not scored.
- (ii) The visiting team has scored one or more runs to take the lead, and the home team has not tied the score or retaken the lead.

(b) Such games shall be known as suspended games. No game called because of a curfew, weather, or a time limit shall be a suspended game unless it has progressed far enough to have been a regulation game under the provisions of Rule 4.10. A game called under the provisions of 4.12(a)(3) or (4) shall be a suspended game at any time after it starts.

(c) By amending NOTE to read as follows:

NOTE: Weather and similar conditions--4.12(a) (1 through 5)--shall take precedence in determining whether a called game shall be a suspended game. A game can only be considered a suspended game if stopped for any of the five (5) reasons specified in Section (a).

(a) Any legal game called due to weather with the score tied (unless situation outlined in 4.12(a)(5)(i) prevails) is a tied game and must be replayed in its entirety.

(d) A suspended game shall be resumed and completed as follows:

- (1) Immediately preceding the next scheduled single game between the two Clubs on the same grounds; or
- (2) Immediately preceding the next scheduled double-header between the two Clubs on the same grounds, if no single game remains on the schedule, or
- (3) If suspended on the last scheduled date between the two clubs in the city, transferred and played on the grounds of the opposing Club, if possible;
 - (i) Immediately preceding the next scheduled single game, or
 - (ii) Immediately preceding the next scheduled double-header, if no single game remains on the schedule.

(4) If a suspended game has not been resumed and completed on the last date scheduled for the two Clubs, it shall be a called game.

(e) A suspended game shall be resumed at the exact point of suspension of the original game. The completion of a suspended game is a continuation of the original game. The lineup and batting order of both teams shall be exactly the same as the lineup and batting order at the moment of suspension, subject to the rules governing substitution. Any player may be replaced by a player who had not been in the game prior to the suspension. No player removed before the suspension may be returned to the lineup. A player who was not with the Club when the game was suspended may be used as a substitute, even if he has taken the place of a player no longer with the Club who would not have been eligible because he had been removed from the lineup before the game was suspended.

SALARY ARBITRATION: Beginning in 1987, three years of Major League Service required for eligibility. Beginning in 1987, maximum cut rules do not apply if in immediately preceding year player won arbitration increase of more than 50%. Three-man panels will be scheduled to hear cases instead of single arbitrators in 50 percent of the cases in 1998, 75 percent in 1999 and 100 percent in 2000 and 2001. Beginning in 1987, arbitrator is officially instructed to give particular attention for purposes of comparison to salaries of players with Major League Service no more than one annual service group higher than player who is arbitrating. Beginning in 1991, a player with at least 2 but less than 3 years of Major League Service shall be eligible for salary arbitration if: a) he has accumulated at least 86 days of service during the immediately preceding season or b) he ranks in the top 17 percent in total service in the class of players who have at least 2 but less than 3 years of ML service, however accumulated, but with at least 86 days of service accumulated during the immediately preceding season.

SAVE RULE: Credit a pitcher with a save when he meets all three of the following conditions:

- 1) He is the finishing pitcher in a game won by his Club;
- 2) He is not the winning pitcher; and
- 3) He qualified under one of the following conditions: he enters the game with a lead of no more than three runs and pitches for at least one inning; or he enters that game, regardless of the count, with the potential tying run either on base, at bat or no deck (that is, the potential tying run is either already on base or is one of the first two batsmen he faces); or he pitches effectively for at least three innings.

TRADING REGULATIONS: The trading deadline is July 31. Trades may be made with any other Major League Club in the period from the end of the championship season through July 31 (4:00 p.m. ET) without waivers. Waivers are required, however:

- 1) If the assignment is to another Major League Club: From August 1 and ending at 5 p.m. ET the day after the end of the season.
- 2) If assignment is to a Minor League Club, with right of recall, at any time after three years from the date the player first reported to a Major League Club during a championship season.
- 3) If assigned to a Minor League Club without right of recall, after acquiring three years of service: at any time during the year.
- 4) If assigned to a Minor League Club, without right of recall, at any time prior to acquiring three years of service, special waivers are required between September 1 and the opening of the following season. If player is claimed, request may be withdrawn. If no claims are made, Club has 7-day period in which to make assignment to minor leagues.

WAIVER PERIOD: Major League waivers must be secured for all Major League trades from August 1 until the day after the regular season concludes. NO WAIVERS are required to trade a Major League player at any other time.



REPLAY REVIEW REGULATIONS

I. Overview

Video replay review in Major League Baseball (hereafter, "Replay Review") is designed to provide timely review of certain disputed calls in all Championship Season, All-Star and Post-Season games played in the 30 Major League ballparks (and, beginning in 2015, in any ballpark at which a Major League Championship Season game is played). A "call" as described in these Regulations means a judgment by one or more umpires or by the entire crew after conferring with one another (hereafter, the "Umpires") on a specific play, which may consist of an oral pronouncement or physical gesture (or may not, in the case of a "non-call"). Replay Review may be used to reverse or confirm the Umpires' call on the field subject to and in accordance with the terms and conditions described below. Subject to its obligations under its respective Basic Agreements and other agreements with the Major League Baseball Players Association and the World Umpires Association, the Office of the Commissioner reserves the right to rule on any point with respect to Replay Review that is not covered by these Regulations.

II. Challenging and Reviewing Calls Pursuant to Replay Review

A. Responsibilities.

Each Club's Manager is responsible for invoking challenges under the circumstances described in these Regulations. Crew Chiefs are responsible for determining whether a Manager Challenge is properly and timely made and, in accordance with Section II.C below, determining whether to review a potential home run call (as defined in Section V.A below) or determining another reviewable play or call on their own initiative. Moreover, prior to the initiation of a Replay Review, the Umpires may confer among themselves at any time and change any call (whether or not the call is reviewable) in accordance with Official Baseball Rule 8.02 (formerly Rule 9.02). If a reviewable call is changed in this fashion, the new call shall be subject to Replay Review as provided in these Regulations.

B. Manager Challenges.

1. Each Club will receive: (a) two (2) Manager Challenges to start each All-Star Game, postseason game and Divisional or Wild Card tie-breaker game; and (b) one (1) Manager Challenge to start every other game. A Manager may challenge as many reviewable calls within a single play as he desires using one challenge. If the Replay Official overturns any call challenged by a Club (even if he upholds other challenged calls), the Club retains its Manager Challenge. If the Replay Official does not overturn any of the calls challenged by a Club, the Club will lose its Manager Challenge. Once a Club has exhausted its available Manager Challenge(s), it will no longer have the ability to challenge any additional play or call in the game.

2. A Club's Manager is the only person authorized and permitted to request or initiate Replay Review on behalf of the Club during a game, unless the Manager cannot perform his Replay Review responsibilities due to injury, illness, ejection, removal or other legitimate reasons, in which case the coach designated to assume the Manager's responsibilities shall have the sole right to request or initiate Replay Review. As used in these Regulations, the term "Manager" refers to a Club's Field Manager or such other person who assumes his duties as described above.

3. Upon being prompted by the Umpire, a Manager must immediately inform the Umpire whether he wishes to use his Manager Challenge to invoke Replay Review. If, upon such prompting, the Manager does not immediately respond that he is using his Manager Challenge, then the Umpire shall revoke the Manager's right to challenge any call relating to that play, and the Club shall retain its Manager Challenge.

C. Crew Chief Reviews.

At any time during a game, a Crew Chief may, in his sole discretion, initiate a Replay Review of a potential home run call (as defined in Section V.A below). With respect to other reviewable calls, beginning in the seventh inning (unless permitted earlier in accordance with Section VI.C.2(b) below), a Crew Chief may, in his sole discretion, conduct Replay Review upon his own initiative or upon the request of a Manager who has no remaining Manager Challenges. These Replay Reviews are subject to the following:

1. A Club that has exhausted its Manager Challenges may request but cannot insist that the Crew Chief invoke his right to initiate Replay Review.

2. Except in the case of potential home run calls, the Crew Chief shall not initiate Replay Review of any play or call if the requesting Manager has a Manager Challenge remaining.

D. Timing of Manager Challenges and Crew Chief Reviews.

1. Except as otherwise set forth in Sections II.D.2, 3 and 5 below, to be timely, a Manager must exercise his challenge (by verbal communication and/or hand signal to an Umpire), or the Crew Chief must initiate Replay Review (if applicable pursuant to Section II.C above) before the commencement of the next play or pitch. Such challenge or request will be considered timely only if the Umpire acknowledges that communication within the time period specified above. For purposes of these Regulations, the next "play" shall commence when the pitcher is on the rubber preparing to start his delivery and the batter has entered the batter's box (unless the defensive team initiates an appeal play in which case any call made during the play prior to the appeal still may be subject to Replay Review). A challenge to a play that ends the game must be invoked immediately upon the conclusion of the play, and both Clubs shall remain in their dugouts until the Replay Official issues his decision. No substitutions or pitching changes may take place while the Umpires are in the process of invoking Replay Review.

2. In the case of a pitching change after the conclusion of a play but before the conclusion of the inning: (a) the defensive manager must exercise his challenge before signaling for a pitching change; and (b) the offensive Manager must exercise his challenge, or the Crew Chief (if applicable pursuant to Section II.C above) must initiate Replay Review, before the relief pitcher steps onto the warning track or, in the case on on-field bullpen areas, crosses the foul line. Notwithstanding the foregoing, the Crew Chief shall have the discretion to permit a challenge by the offensive Manager if the Crew Chief determines that the defensive Manager called for a relief pitcher in an accelerated fashion for the sole purpose of preventing the offensive Manager from having a reasonable opportunity to exercise his challenge. The Field Timing Coordinator shall inform the broadcasters that the mid-inning pitching change break for that game has commenced by starting the visible ballpark timer (see Section II.E below). If the Crew Chief exercises his discretion to permit a challenge by the offensive Manager during a mid-inning pitching change after the Field Timing Coordinator already has started the ballpark timer to commence a commercial break, the Field Timing Coordinator will inform the Crew Chief to delay announcing the results of Replay Review until after the normal inning break has elapsed.

3. In the case of a play that results in a third-out call, a Manager must immediately run onto the field to notify an Umpire that the Club is contemplating challenging the play (and in all circumstances must be on the field in less than ten (10) seconds from the Umpire's third-out call), and in such cases the Crew Chief shall hold the defensive players on the field. The Manager will have no more than thirty (30) seconds after entering the field to notify an Umpire that he



REPLAY REVIEW REGULATIONS

is invoking a challenge. In the case of a play that results in a third-out call and is subject to review at the discretion of the Crew Chief, the Crew Chief must either immediately initiate a Replay Review or signal for an Umpire conference to discuss the play while holding the defensive players on the field. If a Manager who is out of challenges desires to request that the Crew Chief review the play at his discretion, the Manager must immediately run on the field to make such a request.

4. If a Manager wishes to invoke a Manager Challenge with respect to a play or call that does not result in the third out of an inning, he may approach an Umpire on the field to do so, but is encouraged instead to indicate his desire to challenge the call verbally and/or by pointing to the headset technician from the top step of the dugout. It is always the Manager's responsibility to ensure that an Umpire (either verbally or with a reciprocal hand gesture) has acknowledged his request to initiate a Manager Challenge and to communicate the call being challenged with the required level of specificity (see Section II.I below).

5. In the case of a play that results in a Crew Chief review, a Manager who seeks to exercise a challenge with respect to another call from that play which is not otherwise part of the Crew Chief review must invoke his challenge before the Crew Chief makes communication contact with the Replay Official.

6. If the Crew Chief determines that a Club's invocation of a Manager's Challenge is untimely, the play shall not be reviewed, the Umpire's call shall stand, and the Club shall not be charged with a challenge. The Crew Chief shall have the final authority to determine whether a Manager's Challenge is timely. The judgment of the Crew Chief regarding the timeliness of a Manager's Challenge shall be final and binding on both Clubs, and shall not be reviewable by Replay Review or otherwise.

E. Inning-Break Mechanics

1. MLB will hire and assign to each MLB game a Field Timing Coordinator. The Field Timing Coordinator shall be responsible for working with on-field personnel and broadcasters to manage breaks throughout the game by operating the visible ballpark timers that will be used to time inning breaks and pitching changes. The umpires on the field shall remain solely responsible for managing the game, including managing all inning breaks consistent with past practices, provided that they shall coordinate with the Field Timing Coordinators to ensure that the broadcasters shall be afforded the applicable allotted time for inning breaks following close plays involving third outs (whether or not replay review is initiated). No broadcaster should break for commercial until the Field Timing Coordinator starts the ballpark timer to commence the inning break. The broadcasters shall be afforded the applicable allotted time for all inning breaks for that game. The Field Timing Coordinator shall start the ballpark timer to commence the inning break as soon as he determines that the third-out call is not subject to challenge, except in the case of a special inning-break activity or event approved by the Commissioner's Office (e.g., "God Bless America") in which case the inning-break will commence at the conclusion of the activity or event. On routine outs, and calls not subject to Replay Review (e.g., strikeouts), the Field Timing Coordinator start the ballpark timer to commence the inning break immediately upon the third-out call. With respect to close plays involving third outs:

a) Upon observing: (a) the Manager run onto the field; (b) the Crew Chief invoke Replay Review; or (c) the Crew Chief signal to convene a crew conference, the Field Timing Coordinator will delay the commencement of the inning break until the Manager or Crew Chief decides whether to invoke Replay Review.

b) If a Replay Review is initiated after a third-out call, the broadcasters may not break for commercials until

the completion of the review (at the earliest). If the third-out call is reversed, play on the field will continue without a commercial break until the inning is completed. If the third-out call is upheld, the Field Timing Coordinator will notify the broadcasters, Umpires and on-field personnel that the normal inning break has commenced by starting the ballpark timer.

c) If broadcasters adhere to the requirements contained in these Regulations, but Replay Review is invoked during a commercial break, the Field Timing Coordinator will inform the broadcasters via his headset that Replay Review has been invoked, and also will inform the Crew Chief to delay announcing the results of Replay Review until after the normal inning break has elapsed. Under these circumstances, if the call on the field is upheld (meaning that the inning is over), normal inning break timings will not be kept; rather, players promptly shall change sides, the defense will engage in normal warm-up activities, and play will resume immediately upon the players and umpires being ready.

2. Broadcasters should cut to commercial upon the last out of the inning or during pitching changes only when the Field Timing Coordinator commences the break by starting the ballpark timer. For pitching change breaks, the Field Timing Coordinator will start the ballpark timer and commence the break when the relief pitcher steps onto the warning track or crosses the foul line after exiting the bullpen. If the Field Timing Coordinator starts the ballpark timer for an inning change prior to observing a pitching change, he shall restart the ballpark timer when the relief pitcher steps onto the warning track or crosses the foul line after exiting the bullpen.

F. Delay of Game.

1. On-field personnel may not intentionally delay the game in order to provide their Club with additional time to challenge a play. In this regard, access to video in the clubhouse shall not be used by a Manager to delay an appropriate challenge. Moreover, following a close or controversial play, all on-field personnel are expected to promptly take their positions for the next play, and obey the directives of the Umpires.

2. If an Umpire believes that a Manager, coach or player is intentionally delaying the start of the next play in order to provide his Club with additional time to invoke a challenge, the Umpire may require the Manager to immediately make a decision on the challenge, and issue a warning to the Manager. After issuing a warning, the Crew Chief shall have the discretion to rescind a Club's challenge if the Club again intentionally delays the commencement of play. The Commissioner may impose off-field sanctions on Clubs that violate this provision.

G. Challenge of a Reviewable Play by Both Managers.

1. Both Managers may challenge different reviewable calls within the same reviewable play. These challenges may be in the form of a Manager's Challenge or a request for a Crew Chief review, to the extent available.

2. The Replay Official shall review all challenges properly initiated, and shall review the challenged calls in the order in which the calls occurred during the game. If the decision of the Replay Official on an earlier reviewable call renders moot a later reviewable call, the Replay Official shall not review the subsequent call. If a call challenged by a Club is not reviewed by the Replay Official by operation of the foregoing rule, that Manager's Challenge shall be deemed rescinded and the Club shall not be charged with the challenge.

3. If Manager Challenges by both Clubs are not invoked simultaneously, the second Club must invoke its challenge before the Crew Chief makes communication contact with the Replay Official; provided, however, that any Club adversely affected by a Replay



REPLAY REVIEW REGULATIONS

Official's decision to change a call has the right to use a Manager's Challenge or request that a Crew Chief review another reviewable call in the same play, provided that (a) the Manager of the adversely affected Club makes the Manager's Challenge or requests the Crew Chief review immediately after the announcement of the Replay Official's decision, (b) the change of the initial call affects the relevance of the subsequent call to the outcome of the play, and (c) the Club adversely affected by the change in the initial call had no incentive to seek Replay Review of the subsequent call until after the Replay Official reversed the initial call.

Example 1. With two outs and no one on base, the Umpires call a line drive hit to the outfield a trap, but calls the batter-runner out when trying to advance to second base. The defensive Club had no incentive to challenge the trap call because the batter-runner was called out at second base to end the inning. However, if the offensive Club challenges the tag call at second base, and the Replay Official overturns the call, the defensive Club will be afforded the opportunity to challenge or request review of the trap call in the outfield by informing the Crew Chief of the challenge or request immediately after learning of the Replay Official's decision.

Example 2. With one out and a runner on second, the batter hits a long fly ball to center field that is caught. The runner on second, who had rounded third base at the time of the catch, fails to retouch third base on his way back to second base. He is tagged out at second base. The defensive Club had no incentive to appeal or otherwise challenge the runner's failure to retouch third base because the runner was called out at second base to end the inning. However, if the offensive Club challenges the tag call at second base, and the Replay Official overturns the call, the defensive Club will be afforded the opportunity to challenge the runner's failure to retouch third base. Because that play is an appeal play within the meaning of the Official Baseball Rules, the defensive Club must first appeal the play. If the Umpire calls the runner safe at third on such appeal, the defensive Club then will be afforded the opportunity to challenge the appeal play by informing the Crew Chief of the challenge immediately after the safe call.

4. If any of the conditions set forth in Section II.G.3 above is met and an additional call within a single play is subject to its own subsequent Replay Review and the decision by the Replay Official renders irrelevant a Manager's Challenge previously used by the opposing Manager on that play, then the opposing Manager's previous challenge shall be deemed rescinded and the Club shall not be charged with such challenge.

Example. With two outs and a runner on first, the batter hits a fly ball the outfield that is ruled "no catch," and the runner is called "out" trying to reach third base, which results in the third out of the inning. The offensive Manager challenges the call at third base, and the Replay Official determines that the runner was safe. The defensive Manager then challenges the "no catch" call on the batted ball to the outfield, and the Replay Official overturns the call to a "catch," which results in the third out of the inning. The offensive Manager's challenge of the call on the runner at third base is irrelevant because the batter is out by virtue of the fly ball being caught in the outfield, and therefore such previous challenge on the play would be deemed rescinded.

H. Effect of Replay Review Result on Post-Play Decision by Manager.

If a call is overturned on Replay Review, any decision made by a Manager after the play and influenced by the incorrect call shall be nullified. Such Manager shall be permitted to reaffirm or change his strategic decision based on the result of the play as determined by the Replay Official.

Example 1. The defensive Manager signals for a pitching change after a play and, subsequently, the offensive Manager timely initiates a challenge or the Crew Chief initiates Replay Review. The Replay Review results in an overturned call. Any pitching change, or attempted pitching change, made by the defensive Manager shall be nullified unless reaffirmed by him after the Replay Official's decision is announced.

Example 2. With no outs and a runner on third base, the batter's bat hits the catcher's glove as he swings at a pitch and catcher's interference is called. On the swing, a fly ball is hit to left field and caught. The runner on third base tags up and scores on a close play at the plate. Pursuant to Official Baseball Rule 5.05(b)(3) (formerly Rule 6.08(c)), because of the catcher's interference, the offensive Manager may elect either the interference penalty (i.e., batter awarded first base and runner returns to third base) or the result of the play (i.e., batter is out and runner scores). The offensive Manager elects to accept the result of the play. The defensive Manager then challenges the call at home plate, and the Replay Official overturns the call and rules the runner out at home plate. Knowing the final result of the play as determined by the Replay Official, the offensive Manager's decision to accept the result of the play shall be nullified unless reaffirmed by him after the Replay Official's decision is announced.

I. Specificity of the Challenge.

When invoking a Manager's Challenge or otherwise requesting a Crew Chief review, it is the Manager's responsibility to ensure that the Umpire knows the specific calls for which he is seeking Replay Review, but the Manager need not state the reason for his belief that the call was incorrect. (For example, in order to challenge an "out" call on a force play at first base, the Manager need not state that the throw pulled the fielder off the bag, the runner reached first base before the ball was caught, etc.) Moreover, the Replay Official shall have no authority to review any calls other than those included in a Manager's Challenge or those accepted for review by the Crew Chief.

Example 1. A runner is called safe in a rundown because the Umpire rules that the fielder missed a tag. The defensive Club challenges the tag call with a Manager's Challenge. During Replay Review, the Replay Official confirms that the tag was missed, but observes that the runner who was called safe was passed by a preceding runner in violation of Official Baseball Rule 5.09(b)(9) (formerly Rule 7.08(h)). The Replay Official cannot correct the Umpires' non-call regarding the passed runner because the Manager only challenged the tag call.

Example 2. With nobody on base, a batter-runner is called out on a close, but routine, force play at first base. It is sufficient for the Manager to communicate that he is challenging the call without any further specificity.

J. Communicating with the Replay Official and the Public.

1. The Crew Chief shall signal that a play is under Replay Review pursuant to a Manager's Challenge or Crew Chief discretion by pointing in the direction of the headset technician and walking toward him. The Crew Chief and another Umpire (either the calling Umpire or another Umpire if the Crew Chief is the calling umpire) shall move immediately towards the designated communication location where they will have access to headsets or other appropriate equipment to communicate with the Replay Official, the home public address announcer and the television broadcasters.

2. The Crew Chief shall communicate with the Replay Official (on a two-way line) regarding the calls subject to the Replay Review, and provide each other with any information as the Crew Chief or Replay Official may deem relevant to Replay Review. About the same time, the Umpire accompanying the Crew Chief also shall



REPLAY REVIEW REGULATIONS

communicate with the home Club's public address announcer (on a two-way line) regarding the calls subject to Replay Review simply for the purpose of identifying, in general terms, the call(s) under review. (The television broadcasters of the game will be able to listen to the communication between this Umpire and the public address announcer on a one-way line.) After speaking with the public address announcer, the Umpire accompanying the Crew Chief will be placed in direct communication with the Replay Official and the Crew Chief.

3. The Replay Official will review the calls subject to the Replay Review in accordance with these Regulations, and inform the Crew Chief of his decision either to change the call on the field, confirm the call on the field or let stand the call on the field due to the lack of clear and convincing evidence to change it. If a call is changed by Replay Review, the Replay Official also shall inform the Crew Chief of any placement of runners or such other actions as may be necessary in the Replay Official's judgment to place both Clubs in the same position that they would have been in had the changed call been correct in the first instance.

4. Upon receipt of the decision by the Replay Official, the Crew Chief will, by signal or otherwise, announce the Replay Official's decision to the Clubs, including the placement of runners or such other actions. (Prior to this time, it shall be permissible for the pitcher to throw warm-up pitches and for position players to engage in other warm-up activities.) If the Crew Chief believes that the decision of the Replay Official warrants it, the Crew Chief or other Umpire involved in the Replay Review may personally inform one or both Managers of the decision before play on the field is resumed. After the Replay Official communicates his decision to the Crew Chief, the BAM technician (with the advice and assistance of the Replay Official, if requested) shall communicate the Replay Official's decision to the home Club's public address announcer (on a two-way line), and television broadcasters of the game will be able to listen to such communication on a one-way line.

5. If there is specific video that allows a Replay Official to definitively conclude that the call should be overturned or confirmed (as opposed to letting the call stand in the absence of video that provides clear and convincing evidence to overturn it), the definitive video used by the Replay Official in making his decision will be sent to the ballpark (to be accessible by the television broadcasters and scoreboard operator). Otherwise, no further video from the challenged play may be shown at the ballpark after the Replay Review decision has been announced.

6. The Crew Chief may communicate with the Replay Official at any time during a game for purposes of: (a) record-keeping (i.e., to review the ball-strike count to a batter, the number of outs in an inning, and the score of the game); (b) determining whether a player or players properly were substituted for during a game pursuant to Official Baseball Rules 5.10(a), (d)-(j) and/or 5.04(a)(2) (formerly Rules 3.03, 3.04, 3.05, 3.08, and/or 4.04); (c) determining, after appeal, whether a batter fails to bat in his proper turn, and another batter completes a time at bat in his place, in violation of Official Baseball Rule 6.03(b) (formerly Rule 6.07); or (d) confirming that an Umpire's decision on the field was consistent with the Official Baseball Rules under circumstances in which the misapplication of the rule(s) being checked could result in a protest of the game pursuant to Official Baseball Rule 7.04 (formerly Rule 4.19). If the Crew Chief approaches the headset technician without pointing in his direction to signal the start of Replay Review, the Official Scorer may presume that Replay Review is not being sought, and instead that the Umpire is seeking a record-keeping, illegal substitution, batting out of order or rules check as set forth above. Any communication with the Replay Official pursuant to this paragraph shall be in the sole discretion of the Crew Chief. A Manager may not direct, require or argue with the

Crew Chief to communicate with the Replay Official for such purposes, and such conduct will subject the Manager to ejection from the game. Any communication regarding a video review of the facts underlying the Umpire's decision must be consistent with the limitations on challenges and reviewable calls consistent with these Regulations. Unless otherwise provided for by these Regulations, no Replay Review shall ever be permitted on judgment decisions by the Umpire.

K. Irrevocable and Final.

1. Once a Manager informs an Umpire that he wishes to exercise a Manager's Challenge, it may not be rescinded. A Manager should not point to the headset technician unless he is sure that he wants to initiate a challenge.

2. The decision of the Replay Official to either uphold or change one or more calls subject to Replay Review, and any decisions as to the placement of runners or other necessary actions to be taken, shall be final and binding on both Clubs and is not subject to further review or revision.

3. Once Replay Review is initiated, no uninformed personnel from either Club shall be permitted to further argue the contested calls or the decision of the Replay Official. On-field personnel who violate this provision shall be ejected.

4. Official Baseball Rule 7.04 (formerly Rule 4.19) shall have no applicability to these Replay Regulations. No protest shall ever be permitted on judgment decisions by the Replay Official. Moreover, a violation of any rule or procedure set forth herein shall not constitute a basis for protesting a game.

5. In circumstances in which Replay Review is not available (e.g., the call is not reviewable, no Manager Challenge or Crew Chief review is available or, after the seventh inning, the Crew Chief has communicated that he has declined to initiate Replay Review), if a manager, coach, or player makes reference to having observed a video replay that purportedly contradicts the call under dispute, such person is subject to immediate ejection from the game.

III. Standard for Changing a Call

To change a reviewable call, the Replay Official must determine that there is clear and convincing evidence to change the original call that was made on the field of play. In other words, the original decision of the Umpire shall stand unchanged unless the evidence obtained by the Replay Official leads him to definitively conclude that the call on the field was incorrect.

IV. Correcting an Incorrect Call

Consistent with Official Baseball Rule 8.02(c) (formerly Rule 9.02(c)), if Replay Review results in a change to a call that had been made on the field, the Replay Official, to the extent feasible, shall exercise his discretion to place both Clubs in the same position they would have been in had the call on the field been correct. This shall include placing runners where he thinks those runners would have been at the conclusion of the reviewed play if the reviewed call had been correctly made in the first instance, disregarding interference or obstruction that may have occurred on the play, failures of runners to tag up based upon the initial call on the field, runners passing other runners, missing bases, etc.

A. Placement of Runners.

1. **Replay Official's Responsibility.** All decisions regarding the placement of base runners resulting from a call that is overturned pursuant to these Regulations shall be made by the Replay Official in accordance with the standard set forth in the Official Baseball Rules.



REPLAY REVIEW REGULATIONS

2. Book Awards & Discretion. Unless directed otherwise by the Official Baseball Rules (for example, Official Baseball Rules 5.05(a)(5)-(9), 5.06(b)(3)(C) Comment, and 5.06(b)(4)(F) (formerly Rules 6.09(d)-(h), 7.04(c) Comment, and 7.05(f)), respectively), the Replay Official shall place the base runners on the bases he believes they would have reached had the reviewed call been made correctly. (For example, Official Baseball Rule 6.01(e) Comment (formerly Rule 3.16 Comment) states: "Batter and runners shall be placed where in the umpire's judgment they would have been had the interference not occurred." Rule 6.01(h)(1) (formerly Rule 7.06(a)) states: "[A]ll runners shall advance, without liability to be put out, to the bases they would have reached, in the umpire's judgment, if there had been no obstruction.") Any doubt regarding the placement of runners should be resolved in favor of the last base legally touched at the time of the challenged call. More than one base should not be awarded unless it is obvious to the Replay Official that a runner would have safely advanced beyond one base had the call been made correctly, or the Official Baseball Rules otherwise require such advancement.

3. Factors to Consider. The Replay Official should consider several factors when placing the runners, including: (a) the depth of fly balls; (b) the speed of runners; (c) the location of runners on the field when the play occurred; (d) the number of outs at the time of the play; and (e) whether the incorrect call affected the subsequent behavior or conduct of the offensive or defensive players.

4. Subsequent Calls and Outs. If the Replay Official determines that an incorrect call on the field had no effect on the subsequent behavior or conduct of the offensive or defensive players, the Replay Official shall change the incorrect call but let stand the on-field calls made on the runner(s) unaffected by the incorrect call. No runner may be declared out by the Replay Official if no play was attempted on, or call made regarding, that runner (e.g., umpire cannot assume that a fielder would have thrown a runner out).

5. Scoring. The Replay Official shall determine whether base runners would have scored had the call been made correctly, and award or nullify runs scored by a Club where appropriate.

6. Final and Binding. The decision of the Replay Official regarding the placement of runners, or runners being declared out, shall be final and binding on both Clubs. On-field personnel shall be ejected if they argue or otherwise challenge the placement of runners.

V. Reviewable Calls

The only calls eligible for Replay Review are set forth in this Section V. Calls not identified below may not be reviewed at any time, but nothing contained herein shall limit the Umpires in their ability to convene the crew on the field to further discuss any play consistent with Official Baseball Rule 8.02 (formerly Rule 9.02). (Attached to these Regulations is a non-exhaustive list of calls that are not subject to video replay review).

If a Manager challenges a call that is not eligible for review, the Crew Chief will inform him that the call is not reviewable, and the Club shall not be charged with a challenge. To the extent the Crew Chief is unsure of whether a call challenged by a Manager is eligible for review, he may consult with the Replay Official prior to making the determination. If either the Club or Crew Chief invokes Replay Review of a call that the Replay Official determines is not subject to Replay Review, he will inform the Crew Chief that the play is not reviewable and the Club will not be charged with a challenge. To the extent that the Official Baseball Rules require the defensive Club to appeal a play eligible for replay review (e.g., a runner missing a base), Replay Review may not be initiated until the Umpires rule on the appeal.

A. Potential Home Run Calls. The Umpires' decision to call or not call a home run may be reviewed if there is a question as to whether the ball left the playing field or struck an object; whether the ball struck the top of a fence, hit a railing or otherwise stayed within the field of play; whether the ball was interfered with by a fan reaching over the fence; or whether the ball was fair or foul.

B. Non-Home Run Boundary Calls. Calls involving a decision regarding whether a live ball (1) bounces out of the field of play; (2) strikes the top of a fence or hits a railing or other obstacle in the ballpark; (3) is interfered with by a fan reaching over the fence; (4) is successfully caught by a fielder proximate to a stadium boundary (e.g., while falling into the stands); or (5) leaves the field of play and becomes a dead ball.

C. Specified Fair/Foul Ball Calls. Calls involving a decision regarding whether a batted ball was "A FOUL BALL," within the meaning of the Official Baseball Rule's Definition of Terms (formerly Rule 2.00) but only with respect to balls that first land at or beyond the set positions of the first or third base Umpire. (In the case of a three-man crew, the home plate Umpire has the discretion to determine where the first or third base Umpire would have been set for the purpose of determining whether a fair/foul ball call is reviewable.) Line drives fielded by a defensive player in the infield and balls that first land in front of the set positions of the first or third base Umpire shall not be subject to review. The Umpire shall determine whether a purported foul ball landed in front of his position and thus is not subject to review. Such a determination by the Umpire is not reviewable.

D. Force/Tag Play Calls. Calls involving a defensive player's attempt to put out a runner or batter-runner by tagging the runner or batter-runner or touching a base, and/or whether or not the runner acquired the base. When reviewing such calls, the Replay Official shall determine that a fielder has caught the ball, consistent with the Official Baseball Rule's Definition of Terms (formerly Rule 2.00), at the point in time that the ball touches the fielder's hand or glove (so long as the fielder maintains possession of the ball from the point of contact and thereafter). Notwithstanding the foregoing, the following calls will not be subject to review:

1. The Umpire's judgment that a runner is clearly out on a force play at second base under circumstances in which the defensive player may or may not have touched second base in his attempt to complete a double play and avoid a collision with the runner. All other elements of the call shall be subject to review, including whether the fielder caught the ball, had control of the ball, was drawn off the bag, or tagged the runner. In this regard, a determination as to whether the fielder made a catch before dropping the ball while in the act of making a throw following the catch shall be reviewable.

2. The Umpire's judgment on whether a base runner rounded first base in an attempt to advance to second base.

3. The Umpire's judgment on whether a base runner abandoned his effort to advance in accordance with Official Baseball Rule 5.09(b)(2) (formerly Rule 7.08(a)(2)).

E. Catch Plays In The Outfield.

An Umpire's decision whether a fielder caught a fly ball or line drive in flight in the outfield before it hit the ground (or an object other than the fielder.) See Official Baseball Rule Definition of Terms (formerly Rule 2.00) of "A CATCH"; and "IN FLIGHT". Fly balls or line drives fielded by a defensive player in the infield shall not be eligible for review. Any outfielder who stations himself in the infield on the play shall be considered an infielder for the purpose of this Regulation. A fly ball (but not a line drive) touched by an infielder (other than the



REPLAY REVIEW REGULATIONS

pitcher or catcher) in an area behind the original positioning of the nearest infielder (other than the pitcher or catcher) shall be considered a fly ball or line drive in the outfield subject to review. The Umpire shall determine whether a call is reviewable under this provision. Such a determination by the Umpire is not reviewable.

F. Base Running.

The following base running calls are reviewable:

1. Calls involving whether a base runner passes a preceding runner before such runner is out in violation of Rule 5.09(b)(9) (formerly Rule 7.08(h));

2. Determinations of whether a base runner scored ahead of a third out (see Rule 5.08(a) (formerly Rule 4.09(a))); and

3. Upon an appropriate appeal by the defensive Club, whether a base runner touched a base (see Rule 5.09(c)(2) and Comment (formerly Rule 7.10(b) and Comment)). [NOTE: In circumstances in which the Replay Official is reviewing whether a runner re-touched a base, the Replay Official also shall review whether the runner's re-touching of the base was necessary.]

Notwithstanding anything to the contrary in this Section F or elsewhere in these Regulations, in accordance with Official Baseball Rule 8.02(c) (formerly Rule 9.02(c)), when reviewing a play at home plate, if the Replay Official determines both that the runner did not touch home plate and that the fielder did not tag the runner (or, in the case of a force play, did not touch home plate), the Replay Official shall rule the runner "safe" at home plate unless the defensive Manager appeals the failure of the runner to touch home plate prior to the Crew Chief making contact with the Replay Official.

Example. A runner attempts to score on a play at the plate. The catcher misses the tag on the runner, and the runner fails to touch home plate, but the umpire calls a tag and the runner "out." The offensive manager challenges the call, and the Replay Official determines that the catcher missed the tag. The Replay Official shall disregard the failure of the runner to touch home plate, declare the runner "safe" and score the run.

G. Hit By Pitch.

Those plays for which there is a possibility that a pitched ball touches a batter, or his clothing. See, e.g., Rules 5.06(c) and 5.05(b) (2) (formerly Rules 5.09(a) and 6.08(b), respectively). Any doubt as to whether a pitched ball hit the bat (as opposed to the batter or his clothing) should be resolved by the Home Plate Umpire at that moment as hitting the bat and not the batter, and the Umpire should declare a fair or foul ball under the circumstances. Notwithstanding the foregoing, whether the ball was in the strike zone when it touched the batter, and whether the batter made any attempt to avoid being touched by the ball, shall not be reviewable. See Rule 5.05(b)(2) (formerly Rule 6.08(b)).

Example 1. A pitch strikes the batter, but the Umpire erroneously rules that the pitch struck the bat instead and rules "foul ball." The Manager on offense appropriately invokes replay and the Replay Official reverses the call. The Crew Chief shall declare the ball dead at the moment it struck the batter and rule accordingly.

Example 2. A pitch strikes the bat, but the Umpire erroneously rules "hit batter – dead ball." The Manager on defense appropriately invokes replay and the Replay Official reverses the call. If the ball lands foul, the Replay Official shall call the ball "foul." If the ball lands fair, the Replay Official may take into consideration whether

the defensive team attempts to retire the batter-runner, whether the batter-runner attempts to take a base, the batter-runner's attempt to deceive the defensive team and the Umpires on the field, and other relevant factors, in placing the batter-runner, calling him out (consistent with Section IV.A.4 above), or calling the ball "foul" (if a "foul ball" ruling would result in a third strike, the pitch would be replayed).

H. Collisions At Home Plate.

An Umpire's decision to call or not call a violation of Official Baseball Rule 6.01(i) (formerly Rule 7.13).

Example 1. A runner collides with a catcher and touches home plate on a close play at home plate, but the home plate Umpire calls the runner out for having violated Official Baseball Rule 6.01(i). The Crew Chief exercises his discretion to initiate a Replay Review. If the Replay Official overturns the call that Rule 6.01(i) was violated, then he also shall determine whether the runner was tagged out before touching home plate.

Example 2. A runner collides with a catcher and is called safe at home plate. The Manager on defense requests that the Crew Chief initiate Replay Review in order to determine whether the runner should have been ruled out for violating Official Baseball Rule 6.01(i), and the Crew Chief declines to do so. The Manager on defense shall be permitted to exercise an available challenge regarding the call as to whether the runner was tagged out before touching home plate.

NOTE: Whenever Replay Review of a call involving the application of Official Baseball Rule 6.01(i) is initiated, the Replay Official also shall review any other reviewable call on the runner at home plate on that play (e.g., whether the runner was tagged out at home plate even if Rule 6.01(i) was not violated).

I. Tag-Ups.

An Umpire's decision whether a runner failed to retouch his base after a fair or foul ball is legally caught before he, or his base, is tagged by a fielder. See Official Baseball Rule 5.09(b)(5) (formerly Rule 7.08(d)).

Regulations are as of February 25, 2016 and are subject to change by Major League Baseball.



NATIONAL BASEBALL HALL OF FAME INFORMATION



NATIONAL BASEBALL HALL OF FAME AND MUSEUM

25 Main Street, Cooperstown, New York 13326

Phone: (607) 547-7200 **Fax:** (607) 547-2044

Public Relations: (607) 547-0215

e-mail address: info@baseballhall.org

Website: baseballhall.org

Summer Hours: Memorial Day Weekend - Labor Day Weekend: 9 a.m. to 9 p.m.

Regular Hours: 9 a.m. to 5 p.m.

Holiday Closings: Thanksgiving Day, Christmas Day, and New Year's Day.

DIRECTORY: Jane Forbes Clark (Chairman), Joe Morgan (Vice Chairman), Jeff Idelson (President), Jeff Jones (Senior Vice President of Finance and Administration), Sean Gahagan (Vice President, Retail Merchandising & Licensing), Erik Strohl (Vice President, Exhibitions and Collections), Ken Meifert (Vice President, Sponsorship & Development)

RESEARCH AND LIBRARY CONTACTS: Jim Gates (Librarian)

PR CONTACTS: Jon Shestakofsky (Vice President, Communications & Education) and Craig Muder (Communications Director)

HALL OF FAME WEEKEND 2018: July 27-30

Inductees: Vladimir Guerrero, Trevor Hoffman, Chipper Jones, Jack Morris, Jim Thome, Alan Trammell

Awards: Saturday, July 28, 4:30 p.m. ET, Doubleday Field

Induction: Sunday, July 29, 1:30 p.m. ET, Clark Sports Center

HALL OF FAME CLASSIC 2018: May 25-27

Legends Game and Special Events

Game: Saturday, May 26, Doubleday Field;


For more information, visit baseballhall.org

MARLINS IN THE HALL OF FAME

2018 electee Trevor Hoffman began his career with the Marlins in 1993, while 2017 electees Tim Lincecum (2002) and Ivan Rodriguez (2003) both played with the Marlins, with Rodriguez leading the team to the World Series title, 2016 Hall of Fame electee Mike Piazza played with the Marlins in 1998, while 2010 Inductee Andre Dawson spent the last two years of his career with the team before moving into the front office. The other Hall of Famer with ties to the organization is Tony Perez, who spent the 2001 season as manager. For more information, visit the Hall of Famer team pages at www.baseballhall.org.

NOTABLE MARLINS ARTIFACTS IN COOPERSTOWN

- Bat used by Giancarlo Stanton when he homered in his sixth straight game on Aug. 5, 2017.
- Jersey, spikes, batting gloves, wrist bands, elbow guard and socks used by Ichiro Suzuki when he recorded his 3,000th MLB hit on Aug. 7, 2016.
- Spikes from Henderson Alvarez and Giancarlo Stanton from Sept. 29, 2013 when Stanton's run in the bottom of the ninth inning clinched Alvarez's no-hitter against the Detroit Tigers.
- The spikes worn by Juan Pierre on May 2, 2013 when he notched his 600th steal.
- Batting helmet worn by Giancarlo Stanton from the franchise's last game as the "Florida" Marlins on Sept. 28, 2011.
- Bats from the final month of the 2008 season from Jorge Cantu, Mike Jacobs, Hanley Ramirez and Dan Uggla, who became the first infielder in history to feature four members with 25-or-more home runs each.
- Game ball from Anibal Sanchez's no-hitter on Sept. 6, 2006.
- Cap worn by manager Jack McKeon during Game 6 of the 2003 World Series, when he became the oldest manager to win a Fall Classic.
- Bat used by Ivan Rodriguez during the 2003 World Series.
- Bat used by Alex Gonzalez to hit the game-winning home run in Game 4 of the 2003 World Series.
- Bat used by Luis Castillo in the final game of 35-game hitting streak in 2002.
- Jersey worn by 1997 World Series MVP Livan Hernandez, and a ball signed by the 1997 team.
- Spikes worn by Craig Counsell in Game 7 of 1997 World Series to score series-winning run in 11th inning.



Ball signed by 1997 World Champion Marlins.

A LOOK AHEAD TO 2019

Ballots for the 2019 Hall of Fame/BBWAA election will be distributed following the 2018 season with results from the voting scheduled to be announced in January 2019. A partial list of first-year candidates for election includes: Roy Halladay, Todd Helton, Andy Pettitte and Mariano Rivera. Historical information on past BBWAA elections and the election process can be accessed at www.baseballhall.org or by contacting the Hall of Fame Communications department.

CONNECT TO COOPERSTOWN

- For up-to-the-minute news from Cooperstown, visit at www.baseballhall.org. Stay up-to-date on all the activity at the Hall of Fame's official site and through social networking on Facebook, Instagram, Twitter and YouTube.
- If you would like to receive interesting stories and timely news items direct from the Hall of Fame and get the inside track on the latest happenings in Cooperstown, sign up for Inside Pitch. There's no cost to receive our weekly electronic newsletter in your e-mail box at home or work and it's easy to enroll: Just log on to www.baseballhall.org/support.
- If you have an interest in receiving Around The Horn, the Hall's monthly media newsletter, please send an e-mail to info@baseballhall.org. Be sure to include your name, name of organization and e-mail address. Or visit www.baseballhall.org/media-info.

RESEARCH ASSISTANCE

The Hall of Fame is pleased to provide assistance in baseball research and members of the media are encouraged to utilize this valuable baseball resource whenever necessary by calling the Public Relations department at (607) 547-0215, or the Library Reference desk at (607) 547-0330.

FRONT OFFICE

FIELD AND
CLUBHOUSE STAFF

PLATERS

2017 IN REVIEW

CLUB HISTORY

POSTSEASON HISTORY

PLAYER DEVELOPMENT

2018 OPPONENTS

GENERAL INFORMATION



KEEPING MIAMI IN PLAY



Dr. Lee Kaplan, now entering his tenth season as the Medical Director and Head Team Physician for the Miami Marlins, is the Petra and Stephen Levin Endowed Chair in Sports Medicine and Director of the University of Miami Sports Medicine Institute – the official sports medicine provider for the Miami Marlins.





Dr. Kaplan leads the Institute's team of nationally-recognized, multidisciplinary experts in orthopaedic surgery, physical medicine, rehabilitation, and concussion management.

As South Florida's only academic-based sports medicine program, the Institute delivers effective and leading-edge treatment for all athletes and active individuals.



From left: Stephen Henry, D.O., Julianne Munoz, M.D., Michael Baraga, M.D., Lee Kaplan, M.D., Clifton Page, M.D., Carolyn Kienstra, M.D., Thomas Best, M.D., Ph.D.



OFFICIAL SPORTS MEDICINE PROVIDER FOR
THE MIAMI MARLINS AND MIAMI HURRICANES
UHealthSportsMedicine.com    

UHealth | **SPORTS MEDICINE**
UNIVERSITY OF MIAMI HEALTH SYSTEM | **INSTITUTE**

RECOVER YOUR GAME.™

MULTICULTURAL MARKETING

SPANISH-LANGUAGE AND MULTICULTURAL CULTURAL EVENTS

Béisbol is a passion played out on grassy fields and dirt plains throughout Latin America and the Caribbean. The Marlins aim to bring this same passion to the diverse community of Miami. It is the goal of our Multicultural Marketing efforts to take a proactive approach in bringing Los Marlins to our fans in the community.

Hablando con los Marlins

"Hablando con los Marlins" is a weekly radio show on Spanish flagship station WAQI 710AM. The show is hosted by Jose Luis Nápoles and broadcast live one hour prior to each Saturday home game during the season from Marlins Park and from different locations in the Hispanic community when the team is on the road. The show consists of a recap of the week's games, player interviews, and live calls from our fans.

Cafecito con los Marlins

Every Friday during the season, the Marlins, in conjunction with Univision Deportes Radio 1140 AM, host "Cafecitos con los Marlins." The event is a live broadcast with host Eduardo Gonzalez-Rubio along with sports commentator Jose Luis Napoles from Univision 23 Sports and Marlins Events and Promotions Director Juan Martinez each week from 9 a.m. to 10 a.m. The show originates from a different location in the Hispanic community each week and fans are invited to come by and have a complimentary cup of Cuban coffee and spin the wheel to win assorted Marlins prizes and game tickets. Fans in attendance can also have their picture taken with Billy the Marlin and members of the Marlins Mermaids.

Desayuno con los Marlins

Every Thursday during the season, the Marlins, in conjunction with Univision Radio Spanish flagship station Radio Mambi 710AM, host "Desayunos con los Marlins." The event is a live broadcast with host Jose Luis Nápoles along with Roberto Torres, Ulysses Calzado and Marlins Director of Events and Promotions, Juan Martinez, each week from 10 a.m. to 11 a.m. The show originates from a different WellMax Medical Center in the Hispanic community each week and fans are invited to come by and have pastelitos and a complimentary cup of Cuban coffee and spin the wheel to win assorted Marlins prizes and game tickets. Fans in attendance can also have their picture taken with Billy the Marlin and members of the Marlins Mermaids.

Heritage Nights

Once a month during the season, the Marlins will celebrate the music and culture of various countries that have contributed to baseball's history. Cuba, Dominican Republic, Mexico, Nicaragua, Puerto Rico, and Venezuela have all greatly influenced the sport and will be represented during the 2018 season. Each of the Heritage Nights will offer a special event ticket package that includes a special Heritage jersey in honor of the country being celebrated that date. To celebrate the beginning of Hispanic Heritage Month, the Marlins will present one of their players with the Roberto Clemente Award. This award recognizes a player's philanthropic and humanitarian efforts in the community.

For more information, please call 1-877-MARLINS or visit marlins.com

MERCADO HISPANO DE LOS MIAMI MARLINS

EVENTOS MULTICULTURALES Y EN ESPAÑOL

El béisbol es una pasión que se juega en los campos verdes y la tierra polvorosa de Latinoamérica y el Caribe. Los Marlins tienen como propósito llevar esa misma pasión a la diversa comunidad hispana de Miami. El objetivo de nuestra iniciativa de Mercadeo Multicultural es llevar a los Marlins a nuestros admiradores en sus respectivas comunidades.

Hablando con los Marlins

"Hablando con los Marlins" es un programa radial semanal a cargo de Jose Luis Nápoles y Juan Martínez, que se transmite por la emisora oficial de habla hispana, Radio Mambi 710AM. El programa se transmite en vivo durante toda la temporada una hora antes de cada juego sabatino de los Marlins en casa desde Marlins Park, y desde diferentes sitios en la comunidad cuando el equipo está fuera de Miami. El programa consiste de un recuento de los juegos de esa semana, entrevistas a los jugadores, y llamadas en vivo de los fanáticos de los Marlins.

Cafecito con los Marlins

Todos los viernes, durante la temporada, los Marlins juntos a la emisora Univision Deportes Radio 1140AM, llevan a cabo los "Cafecitos con los Marlins". El evento consiste de una transmisión en vivo con el presentador Eduardo González-Rubio, el comentarista deportivo Jose Luis Napoles, y el Director de Eventos y Promociones de los Marlins, Juan Martinez, todas las semanas, de 9 a.m. a 10 a.m. El programa se transmite desde diferentes lugares de la comunidad hispana, y los fanáticos de los Marlins están invitados a disfrutar de una tacita de café cubano, y darle vueltas a la ruleta de la fortuna para ganar diversos premios y boletos a los juegos de los Marlins. Los fanáticos también tendrán la oportunidad de tomarse fotos con Billy The Marlin y las Sirenitass.

Desayuno con los Marlins

Todos los jueves, durante la temporada, los Marlins juntos a la emisora oficial en español, Radio Mambi 710AM llevan a cabo los "Desayunos con los Marlins". El evento consiste de una transmisión en vivo a cargo de Jose Luis Nápoles con Roberto Torres, Ulysses Calzado, y el Director de Eventos y Promociones de los Marlins, Juan Martinez, todas las semanas, de 10 a.m. a 11 a.m. El programa se transmite desde diferentes centros médicos WellMax en la comunidad hispana, y los fanáticos de los Marlins están invitados a disfrutar de pastelitos y una tacita de café cubano, y darle vueltas a la ruleta de la fortuna para ganar diversos premios y boletos de entrada a los juegos de los Marlins. Los fanáticos también tendrán la oportunidad de tomarse fotos con Billy the Marlin y las Sirenitass.

Noches de Herencia

Una vez al mes durante la temporada, los Marlins celebraran la música y cultura de varios países que han contribuido a la historia del béisbol. Países como Cuba, Mexico, Nicaragua, Puerto Rico, Republica Dominicana, y Venezuela han influenciado el deporte y serán representados durante la temporada 2018. En cada noche de Herencia, Habra un paquete de boleto especial que incluye una franela celebrando la herencia del país que estamos honrando. Para celebrar el comienzo del mes de la Herencia Hispana, los Marlins le presentaran a uno de sus peloteros el premio Roberto Clemente. Este premio reconoce los esfuerzos filantrópicos y humanitarios en la comunidad de uno de los peloteros en los Marlins.

Para obtener más información, llame al 1-877-MARLINS o visite a marlinsbeisbol.com.



SPRING TRAINING INFORMATION



ROGER DEAN CHEVROLET STADIUM

4751 Main Street
Jupiter, FL 33458
(561)775-1818

The Miami Marlins enter their 16th Spring Training at Jupiter's Roger Dean Chevrolet Stadium, approximately one and a half hours north of the Club's regular season home of Marlins Park. The complex is located on approximately 110 acres within the Abacoa Community. Abacoa is located on Donald Ross Road, approximately 1/4 mile east of Interstate 95. The Marlins share the Palm Beach County facility with the St. Louis Cardinals, one of only two multiple-team Spring Training sites in the Grapefruit League.

Roger Dean Chevrolet Stadium was named the Professional Baseball Field of the Year by the Sports Turf Managers Association in 2011.

In 2003, Baseball America recognized Roger Dean Chevrolet Stadium as baseball's fifth-best spring training facility.

The Marlins begin their 26th Spring Training on Friday, February 23, when they open their Grapefruit League slate as host to the St. Louis Cardinals, the first of seven games between the cohabitants. Miami will play 18 total games at the Dean, including a 7:05 p.m. contest against the Washington Nationals on March 23. The Marlins spent their inaugural Spring Training at the Cocoa Expo Center in Cocoa Beach and played nine years (1994-2002) at Space Coast Stadium in Viera (Melbourne).

The \$28 million state-of-the-art complex opened on February 28, 1998 and accommodates 6,839 fans with luxury suite seats, reserved box seats, bleachers and bullpen seating area in right field. The facility has undergone a series of upgrades in recent seasons, beginning with a new high-definition video board in 2012, reconfigured seats and new sound system in 2015, the addition of the Bullpen Club in 2016 and shade panels installed prior to the 2017 Spring season. Fans will have the opportunity to sit in the Bullpen Club, a 135-seat area that includes table-top seating for a community feel next to the visitor's bullpen. The six air-conditioned luxury suites provide 320 square feet of interior entertainment, including a wet bar, refrigerator, sink, ice maker, color television with DVD, sofa, bar stools and additional seats. Each suite has seating for 12 (outdoors) and is available with a private entrance and elevator access. Prior to the 2018 Spring Training season, all suites at Roger Dean Chevrolet Stadium underwent a modernization by local design company V-Starr.

Following Spring Training, the complex is the home of the Single-A Jupiter Hammerheads (Miami affiliate) and the Palm Beach Cardinals (St. Louis affiliate) of the Florida State League.

Offices for the Marlins Communications Department and the media workroom are located in the Marlins executive offices, beyond the left field wall at Roger Dean Chevrolet Stadium. The Press Dining area is located in the main press box area. Admission to all Marlins Spring Training games requires either a Major League Baseball Spring Training credential, a BBWAA card, or a Marlins season or daily Spring Training credential.

PREGAME TIMING

1:05 P.M. GAME

11:10-12:10	Visiting Batting Practice
12:10-12:20	Marlins Infield
12:20-12:30	Visiting Infield
12:30-1:00	Grounds Crew

7:05 P.M. GAME

5:10-6:10	Visiting Batting Practice
6:10-6:20	Marlins Infield
6:20-6:30	Visiting Infield
6:30-7:00	Grounds Crew

ROGER DEAN CHEVROLET STADIUM OPERATIONS

FRONT OFFICE

General Manager, RDCS.....	Mike Bauer
Assistant GM and Director of Partnerships.....	Jamie Toole
Assistant GM and Director of Ticketing.....	Andrew Seymour
Executive Assistant.....	Lynn Besaw
Director of Accounting.....	Pam Sartory
Stadium Assistant.....	Dianne Detling

SALES AND MARKETING

Marketing & Promotions Manager.....	Sarah Campbell
Account Executives.....	Kaitlyn Kilcoyne, Lauren Verbinnen and Regine Hill
Ticket Office Manager.....	Leighton Foster
Asst. Ticket Office Manager.....	Louis Reyes

STADIUM OPERATIONS

Director of Grounds & Facilities.....	Jordan Treadway
Head Groundskeeper.....	Drew Wolcott
Building Manager.....	Walter Herrera
Event Services Coordinator.....	Dan Knapniski

MERCHANDISE

Merchandise Manager.....	Taryn Taylor
--------------------------	--------------

FOOD SERVICE

General Manager/SPORTSERVICE.....	Geoff Zimmer
Assistant Manager/SPORTSERVICE.....	Dan Benozich



2018 SPRING TRAINING SCHEDULE

DAY	DATE	OPPONENT	SITE	TIME
Friday	2/23	ST. LOUIS	JUPITER	1:05 p.m.
Saturday	2/24	WASHINGTON	JUPITER	1:05 p.m.
Sunday	2/25	New York Mets	at Port St. Lucie	
Monday	2/26	HOUSTON	JUPITER	1:05 p.m.
Tuesday	3/27	OFF DAY		
Wednesday	2/28	WASHINGTON	JUPITER	1:05 p.m.
Thursday	3/1	New York Mets	at Port St. Lucie	
Friday	3/2	Detroit	at Lakeland	
Saturday	3/3	NEW YORK METS	JUPITER	1:05 p.m.
Sunday	3/4	Atlanta	at Orlando	
Monday	3/5	Houston	at West Palm Beach	
Tuesday	3/6	ST. LOUIS	JUPITER	1:05 p.m.
Wednesday	3/7	Houston	at West Palm Beach	
Thursday	3/8	St. Louis	at Jupiter	
Friday	3/9	BOSTON	JUPITER	1:05 p.m.
Saturday	3/10	St. Louis	at Jupiter	
Sunday	3/11	NEW YORK YANKEES	JUPITER	1:05 p.m.
Monday	3/12	OFF DAY		
Tuesday	3/13	ST. LOUIS	JUPITER	1:05 p.m.
Wednesday	3/14	NEW YORK METS	JUPITER	1:05 p.m.
Thursday	3/15	New York Mets	at Port St. Lucie	
Friday	3/16	St. Louis	at Jupiter	
Saturday	3/17	HOUSTON	JUPITER	1:05 p.m.
Sunday	3/18	New York Yankees	at Tampa	
Monday	3/19	WASHINGTON	JUPITER	1:05 p.m.
Tuesday	3/20	Washington	at West Palm Beach	
Wednesday	3/21	ST. LOUIS	JUPITER	1:05 p.m.
Thursday	3/22	Houston	at West Palm Beach	
Friday	3/23	WASHINGTON	JUPITER	7:05 p.m.
Saturday	3/24	Washington	at West Palm Beach	
Sunday	3/25	HOUSTON (SS) @ New York Mets (SS)	JUPITER at Port St. Lucie	1:05 p.m. 1:05 p.m.
Monday	3/26	OFF DAY		
Tuesday	3/27	UNIVERSITY OF MIAMI+	MARLINS PARK	3:05 p.m.
Wednesday	3/28	OFF DAY		
Thursday	3/29	CHICAGO CUBS	MARLINS PARK	12:40 p.m.

HOME GAMES IN BOLD
WINZ - 940 AM

+ Exhibition Game
WAQI - 710 AM (Spanish)

(SS)-Split Squad
FSFL - FOX Sports Florida

All times are ET and subject to change
MLB.com - Web only

2017 SPRING TRAINING RESULTS

DATE	OPPONENT	RESULT	RECORD	WINNER	LOSER	SAVE	ATTENDANCE
2/25	ST. LOUIS	W,8-7	1-0	Copeland (1-0)	Gant	Cunniff (1)	3,783 (3,783)
2/26	@St. Louis	L,4-7	1-1	Mayers	Conley (0-1)	Bowman	4,679
2/27	@Minnesota	L,6-9	1-2	Santana	Ureña (0-1)	Boshers	4,294
2/28	NEW YORK METS	L,1-3	1-3	Lugo	Ramos (0-1)	Smoker	2,743 (6,526)
3/1	@Houston	W,9-5	2-3	Koehler (1-0)	Devenski	---	1,987
3/2	@New York Mets	L, 6-11	2-4	Familia	Straily (0-1)	---	3,953
3/3	WASHINGTON	L, 4-8	2-5	Voth	Steckenrider (0-1)	---	2,092 (8,618)
3/4	@Atlanta	W,8-6	3-5	González (1-0)	Dickey	Cervenka (1)	5,549
3/5	HOUSTON	T,7-7	3-5-1	-	-	-	3,483 (12,101)
3/6	NEW YORK METS	L,2-8	3-6-1	Bradford	Maronde (0-1)	-	3,399 (15,000)
3/7	@St. Louis	L,2-9	3-7-1	Wainwright	Koehler (1-1)	-	5,118
3/8		OFF-DAY					
3/9	@Washington	T,2-2	3-7-2	-	-	-	4,004
3/10	MINNESOTA	L,2-8	3-8-2	Duffey	Chen (0-1)	-	2,551 (17,551)
3/11	@Houston	W,4-2	4-8-2	Copeland (2-0)	Martes	Cervenka (2)	3,436
3/12	ST. LOUIS	T,9-9	4-8-3	-	-	-	5,084 (22,635)
3/13	@New York Mets	L,4-6	4-9-3	Gsellman	Lobstein (0-1)	Bradford	6,031
3/14	DETROIT	L,1-7	4-10-3	Boyd	Conley (0-2)	-	2,884 (25,519)
3/15	NEW YORK METS	W,6-2	5-10-3	Nicolino (1-0)	Harvey	Peters (1)	4,413 (29,932)
3/16		OFF-DAY					
3/17	WASHINGTON	T, 5-5	5-10-4	-	-	-	3,606 (33,538)
3/18	@Detroit	L,4-5	5-11-4	Cuevas	Marte (0-1)	-	6,503
3/19	WASHINGTON (SS)	L,4-10	5-12-4	Strasburg	Conley (0-3)	-	3,438 (36,976)
	@New York Mets (SS)	W,7-5	6-12-4	Ureña (1-1)	deGrom	Cunniff (2)	6,530
3/20	@Atlanta	W,9-3	7-12-4	Fife (1-0)	Dickey	-	5,171
3/21	HOUSTON	L,1-2	7-13-4	Fiers	Chen (0-2)	Peacock	2,775 (39,751)
3/22	@New York Mets	W,15-9	8-13-4	Guerra (1-0)	Wheeler	Wittgren (1)	5,597
3/23	@St. Louis	L,3-5	8-14-4	Bowman	Volquez (0-1)	Siegrist	5,948
3/24	WASHINGTON	W,3-0	9-14-4	Ureña (2-1)	Turner	Cervenka (3)	3,689 (43,440)
3/25	ST. LOUIS	W,1-0	10-14-4	Nicolino (2-0)	Mayers	Guerra (1)	5,081 (48,521)
3/26	@St. Louis	L,0-3	10-15-4	Leake	Chen (0-3)	Bowman	6,170
3/27	NEW YORK METS	L,0-5	10-16-4	Wheeler	Koehler (1-2)	-	3,207 (48,728)
3/28	HOUSTON (SS)	L,3-7	10-17-4	Gustave	Ziegler (0-1)	-	1,996 (50,724)
	@Washington (SS)	W,4-2	11-17-4	Copeland (3-0)	Turner	Guerra (2)	4,499
3/29	@Houston	T,5-5	11-17-5	-	-	-	2,544
3/30		OFF-DAY					
3/31	DETROIT	W,7-1	12-17-5	Conley (1-3)	Zimmermann	-	4,178 (54,902)
4/1	DETROIT	W,3-2	13-17-5	Koehler (2-2)	Ecker	Guerra (3)	3,547 (58,449)

FRONT OFFICE

FIELD AND
CLUBHOUSE STAFF

PLAYERS

2017 IN REVIEW

CLUB HISTORY

POSTSEASON HISTORY

PLAYER DEVELOPMENT

2018 OPPONENTS

GENERAL INFORMATION



2017 SPRING TRAINING STATISTICS

PLAYER	AVG	SLG	OBP	G	AB	R	H	2B	3B	HR	RBI	BB	SO	SB	CS
Alfonzo	.667	.667	.667	3	3	0	2	0	0	0	1	0	0	0	0
Anderson	.349	.605	.391	23	43	9	15	6	1	1	7	3	9	0	0
Ard	.000	.000	.000	3	2	0	0	0	0	0	0	0	0	0	0
Barnes	.145	.236	.190	28	55	7	8	0	2	0	1	4	2	18	1
Barett	.000	.000	.500	2	1	2	0	0	0	0	0	1	1	0	0
Berry	.000	.000	.333	2	2	1	0	0	0	0	0	1	0	0	0
Bird	---	---	---	1	0	0	0	0	0	0	0	0	0	0	0
Bohn	.333	.333	.333	5	6	2	2	2	0	0	0	0	2	0	0
Bour	.182	.303	.289	26	66	4	12	2	0	2	4	1	17	0	0
Ra. Cabrera	.265	.353	.286	20	34	4	9	0	0	1	4	1	3	0	0
Ra. Cabrera	---	---	---	0	0	0	0	0	0	0	0	0	0	0	0
Cordova	.000	.000	.000	4	4	0	0	0	0	0	0	0	1	0	0
Dean	.000	.000	.333	5	4	2	0	0	0	0	0	2	1	0	0
den Dekker	.281	.596	.306	30	57	12	16	4	1	4	14	3	16	4	1
Dietrich	.255	.436	.400	25	55	11	14	7	0	1	6	11	17	0	1
Ellis	.300	.300	.417	4	10	2	3	0	0	0	2	2	2	0	0
Galloway	.222	.333	.276	18	27	1	6	0	0	0	1	4	2	8	0
Geiger	.250	.250	.250	3	4	0	1	0	0	0	1	0	0	0	0
Glenn	.000	.000	.000	4	4	0	0	0	0	0	0	3	0	0	0
Gould	---	---	---	1	0	0	0	0	0	0	0	0	0	0	0
Hechavarria	.270	.381	.281	23	63	8	17	2	1	1	6	1	6	1	0
Hoo	.000	.000	.333	2	2	0	0	0	0	0	0	0	1	0	0
Hoed	.283	.478	.346	23	46	9	3	0	0	0	9	5	12	0	0
Jackson	.283	.370	.340	28	46	6	13	2	1	0	2	4	9	0	0
Juengel	.300	.367	.400	21	30	2	9	2	0	0	0	4	8	2	0
Kjerstad	.000	.000	.000	2	2	0	0	0	0	0	0	0	0	0	0
Knapp	.000	.000	.000	1	1	0	0	0	0	0	0	1	0	0	0
Maron	.200	.200	.333	3	5	0	1	0	0	0	1	1	0	0	0
Mooney	.333	.500	.429	6	6	0	2	0	0	0	1	1	0	0	0
Moore	.308	.673	.357	27	52	11	16	4	0	5	8	3	15	0	0
Nola	.267	.267	.389	10	15	3	4	0	0	0	1	2	1	1	0
Norwood	.250	.500	.250	3	4	0	1	1	0	0	1	0	1	0	0
Ozuna	.274	.548	.319	24	62	9	17	5	0	4	10	5	14	0	2
Paulino	.154	.231	.185	17	26	0	4	2	0	0	3	1	3	0	0
Perez	.083	.125	.185	17	24	1	2	0	0	0	2	3	8	0	0
Pineda	.500	.500	.500	2	2	0	1	0	0	0	0	2	0	1	0
Prado	.412	.588	.500	7	17	2	7	3	0	0	3	3	2	0	0
Realmuto	.281	.421	.364	22	57	7	16	5	0	1	6	8	9	0	1
Ridale	.269	.462	.345	15	26	3	7	3	1	0	3	3	4	0	0
Rojas	.395	.581	.400	20	43	5	17	5	0	1	10	1	4	2	0
Romero	.000	.000	.000	2	1	0	0	0	0	0	0	0	0	0	0
Santos	.000	.000	.000	1	1	0	0	0	0	0	0	0	0	0	0
Schales	.000	.000	.000	2	2	0	0	0	0	0	0	1	0	0	0
Serna	.000	.000	.667	3	1	2	0	0	0	0	0	2	1	1	0
Sierra	.405	.568	.450	24	37	3	15	3	0	1	5	3	9	0	0
Stanton	.250	.594	.368	13	32	3	8	2	0	3	5	6	7	0	0
Gordon	.237	.352	.297	21	59	9	8	2	0	0	5	4	11	3	1
Sullivan	.333	.667	.333	6	6	1	2	0	1	0	2	0	2	1	0
Suzuki	.311	.356	.333	17	45	7	14	2	0	0	2	2	5	1	0
Telis	.308	.423	.379	15	26	4	8	1	1	0	4	1	3	0	0
Twine	.000	.000	.000	2	2	1	0	0	0	0	0	1	0	2	0
Vazquez	.500	.500	.500	2	2	1	0	0	0	0	1	0	1	0	0
Vidal	.000	.000	.111	6	6	8	0	0	0	0	0	1	1	0	0
Vigil	.000	.000	.000	2	3	0	0	0	0	0	0	0	1	0	0
Washington	.250	.250	.400	5	4	1	1	0	0	0	0	1	2	0	0
Yarbrough	.500	.500	.500	3	2	1	1	0	0	0	0	1	0	0	0
Yelich	.345	.690	.394	11	29	5	10	4	0	2	7	3	5	0	0
TEAM	.262	.419	.326	35	1193	160	313	80	7	31	174	105	260	18	7
OPPONENTS	.433	.349	.35	1203	185	325	60	60	11	38	146	132	228	35	9
PITCHER	W-L	ERA	G	GS	SV	IP	H	R	ER	HR	HB	BB	SO	WP	
Adkins	0-0	0.00	3	0	0	3.1	3	0	0	0	0	1	0	0	
Barracrough	0-0	3.86	7	0	0	7.0	4	3	3	0	1	7	4	1	
Beckman	0-0	0.00	1	0	0	0.2	1	0	0	0	0	1	0	0	
Beltre	0-0	2.70	4	0	0	3.1	4	2	1	0	0	3	2	0	
Bremer	0-0	0.00	3	0	0	2.0	4	0	0	0	0	1	0	0	
Cervenka	0-0	4.66	10	0	3	9.2	9	5	5	1	0	5	10	0	
Chen	0-3	3.32	6	6	0	19.0	19	8	7	6	0	3	14	0	
Conley	1-3	5.17	6	4	0	15.2	20	12	9	0	0	5	10	1	
Copeland	3-0	7.98	6	4	0	14.2	18	13	13	3	0	7	6	0	
Cunniff	0-0	0.00	3	0	2	2.2	4	0	0	0	0	2	7	4	
Despaigne	0-0	3.86	2	0	0	2.1	3	1	1	0	0	0	3	0	
Ellington	0-0	4.35	9	0	0	10.1	10	5	5	1	1	11	11	1	
Esch	0-0	13.50	3	0	0	2.2	5	7	4	1	0	3	1	1	
Fife	1-0	1.50	5	1	0	12.0	11	3	2	1	0	3	6	0	
Garcia	0-0	0.00	4	0	0	5.0	3	0	0	0	0	1	7	0	
Gonzalez	1-0	3.55	7	2	0	12.2	11	6	5	4	1	5	6	0	
Guerra	1-0	4.50	6	0	3	10.0	7	5	5	2	0	3	9	1	
Guerrero	0-0	0.00	3	0	0	2.2	2	0	0	0	0	6	4	0	
Higgins	0-0	8.31	4	0	0	4.1	5	4	4	1	0	3	2	0	
Holmes	0-0	0.00	1	0	0	1.0	2	0	0	0	0	1	2	0	
Kickham	0-0	0.00	1	0	0	2.0	1	0	0	0	0	0	5	0	
Kinley	0-0	16.20	4	0	0	1.2	2	5	3	0	1	1	2	0	
Koehler	-2-2	4.67	6	4	0	17.1	18	14	9	1	3	9	18	1	
Lobstein	0-1	9.95	4	0	0	6.1	15	7	7	1	2	0	3	0	
Maronde	0-1	33.75	3	0	0	1.1	6	7	5	1	1	3	0	2	
Marte	0-1	2.70	10	0	0	13.1	11	6	4	0	1	2	4	0	
Mazza	0-0	0.00	1	0	0	0.2	0	0	0	0	0	0	0	0	
McGowan	0-0	7.20	5	0	0	5.0	5	4	4	2	0	1	5	0	
Nappo	0-0	0.00	2	0	0	2.2	1	0	0	0	1	2	1	0	
Nicolino	2-0	3.86	6	3	0	16.1	17	9	7	1	1	3	6	0	
Payano	0-0	0.00	1	0	0	0.1	0	0	0	0	0	0	0	0	
Peters	0-0	2.00	4	1	1	9.0	4	2	2	0	0	4	4	0	
Phelps	0-0	1.50	5	0	0	6.0	5	1	1	0	0	0	4	0	
Ramos	0-1	7.50	7	0	0	6.0	7	5	5	2	0	4	6	2	
Steckenrider	0-1	9.00	5	0	0	4.0	4	5	4	0	1	4	2	0	
Straily	0-1	4.58	5	4	0	17.2	21	9	9	3	0	1	17	0	
Tazawa	0-0	0.00	7	0	0	7.0	4	0	0	0	0	4	7	0	
Thielbar	0-0	27.00	3	0	0	1.2	8	5	5	0	0	1	3	0	
Tomshaw	0-0	22.50	3	0	0	4.0	10	10	10	2	0	4	1	0	
Ureña	2-1	5.41	5	3	0	14.0	17	8	8	2	0	6	15	1	
Volquez	0-1	3.77	5	3	0	14.1	14	7	6	2	1	7	6	1	
Wittgren	0-0	3.48	9	0	1	10.1	7	5	4	1	0	5	15	1	
Ziegler	0-1	3.60	5	0	0	5.0	3	2	2	0	0	1	3	0	
TEAM	13-17	4.63	35	35	10	307.0	325	185	158	38	17	132	228	13	
OPPONENTS	17-13	4.11	35	35	7	309.0	313	160	141	31	12	105	260	16	

FRONT OFFICE

FIELD AND CLUBHOUSE STAFF

PLAYERS

2017 IN REVIEW

CLUB HISTORY

POSTSEASON HISTORY

PLAYER DEVELOPMENT

2018 OPPONENTS

GENERAL INFORMATION

MARLINS SPRING TRAINING HISTORY AND RECORDS

BATTING

GAMES			RUNS			HITS			DOUBLES		
30	Matt den Dekker	2017	18	Juan Pierre	2003	28	Hanley Ramirez	2008	11	Miguel Cabrera	2004
28	Brandon Barnes	2017	18	Abraham Nuñez	2004	27	Scott Pose	1993	10	Hanley Ramirez	2010
28	Ryan Jackson	2017	18	Luis Castillo	1997	26	Jorge Cantu	2008	10	Jorge Cantu	2008
28	Eric Reed	2006	16	Jeremy Hermida	2009	26	Eric Owens	2002	9	Mike Lowell	2002
27	Tyler Moore	2017	16	Mike Jacobs	2006	26	Edgar Renteria	1997	8	Mike Jacobs	2006
27	Chris Valaika	2013	16	Hanley Ramirez	2006	25	Abraham Nuñez	2004	8	Derrek Lee	1998
27	A. De Azu	2007	16	Ivan Rodriguez	2003	25	Juan Pierre	2003	7	Seven Players Tied	
27	Wes Helms	2006	16	Gary Sheffield	1997	24	Seven Players Tied				
27	Hee-Sop Choi	2004	15	Four Players Tied							
26	Eight Players Tied										

TRIPLES			HOME RUNS			RUNS BATTED IN			STOLEN BASES		
4	Jordany Valdespin	2015	10	Abraham Nuñez	2004	23	Gary Sheffield	1997	12	Luis Castillo	1997
4	Hanley Ramirez	2006	7	Bobby Bonilla	1997	21	Abraham Nuñez	2004	10	Eric Reed	2006
3	Dee Gordon	2016	6	Ramon Castro	2004	18	Ivan Rodriguez	2003	8	Juan Pierre	2003
3	Chris Coghlan	2010	6	Cliff Floyd	2001	18	Kevin Millar	2002	7	Dee Gordon	2015
3	Emilio Bonifacio	2009	5	Eight Players Tied		18	Josh Booty	1998	7	Juan Pierre	2004
3	Jeff Conine	1997				17	Michael Morse	2015	6	Hanley Ramirez	2007
2	14 Players Tied					17	R. Abercrombie	2006	6	Eric Owens	2002
						17	Hee-Sop Choi	2004	6	Mark Kotsay	1998
						16	Three Players Tied		6	Devon White	1996
									5	Seven Players Tied	

PITCHING

GAMES			WINS			LOSSES			SAVES		
14	Matt Perisho	2004	4	Brad Penny	2004	4	Scott Olsen	2007	6	Joe Nelson	2008
13	Guillermo Mota	2005	3	16 Players Tied		4	A.J. Burnett	2005	3	Hunter Cervenka	2017
13	Nate Bump	2004				4	Josh Beckett	2004	3	Javy Guerra	2017
12	Seven Players Tied					4	Livan Hernandez	1998	3	Guillermo Mota	2005
						3	17 Players Tied		3	Oscar Henriquez	1998
									3	Dennis Cook	1997
									2	16 Players Tied	

HITS			RUNS			EARNED RUNS			STRIKEOUTS		
47	Anibal Sanchez	2009	30	Jesus Sanchez	2001	28	Jesus Sanchez	2001	32	A.J. Burnett	2002
42	Josh Beckett	2004	23	A.J. Burnett	2005	19	A.J. Burnett	2005	30	John Burkett	1996
38	John Burkett	1996	20	Felix Heredia	1998	19	Felix Heredia	1998	29	Josh Johnson	2009
37	A.J. Burnett	2005	19	Anibal Sanchez	2009	18	Josh Beckett	2004	26	Josh Beckett	2004
37	Jesus Sanchez	2001	19	Livan Hernandez	1999	17	Anibal Sanchez	2010	25	Dontrelle Willis	2005
36	Josh Johnson	2009	18	Seven Players Tied		17	Livan Hernandez	1999	24	José Fernández	2016
34	Chris Hammond	1994				17	Chris Hammond	1994	24	Josh Johnson	2012
33	Ryan Bowen	1994				16	Four Players Tied		24	Josh Beckett	2005
33	Mike Myers	1993							23	A.J. Burnett	2005

TEAM RECORDS

WINS		LOSSES		TIES		WINNING PERCENTAGE	
26	1997	22	1996	5	2017	.839	1997
19	2008	22	1995	4	2012	.613	2006
19	2006	20	2005	4	2002	.576	2008
18	2014	19	2009	3	2008	.571	2001
16	2004	19	2000	3	2007	.563	2014
16	2001	18	2002	3	2006	.519	2015
14	Four Times	18	1999	2	Three Times	.500	2010
						.500	2004

HOME WINS		HOME LOSSES		ROAD WINS		ROAD LOSSES	
13	1997	12	2009	13	1997	13	1995
9	2015	11	1996	12	2008	11	2000
9	2006	10	2005	11	2014	11	1996
9	2004	10	2002	10	2006	11	1993
9	2001	10	1999	8	Four Times		
9	1993	10	1994				

FRONT OFFICE

FIELD AND CLUBHOUSE STAFF

PLAYERS

2017 IN REVIEW

CLUB HISTORY

POSTSEASON HISTORY

PLAYER DEVELOPMENT

2018 OPPONENTS

GENERAL INFORMATION



SPRING TRAINING ATTENDANCE

MARLINS ALL-TIME SPRING TRAINING RESULTS

YEAR	W-L	HOME	ROAD	HOME	AVG.	ROAD	AVG.
1993#	14-17-0	9-6-0	5-11-0	94,867	6,324	85,105	5,319
1994	13-18-0	6-10-0	7-8-0	113,239	7,549	82,267	5,484
1995	13-22-1	8-9-0	5-13-1	61,483	3,617	33,856	1,782
1996	9-22-1	5-11-0	4-11-1	108,329	6,771	67,296	4,206
1997	26-5-0	13-2-0	13-3-0	103,254	6,884	78,272	5,856
1998	11-17-0	5-9-0	6-8-0	84,046	6,146	91,322	6,523
1999	11-18-1	3-10-1	8-8-0	75,050	5,361	59,894	3,743
2000	11-19-0	7-8-0	4-11-0	93,672	6,245	74,630	4,975
2001	16-12-0	9-5-0	7-7-0	76,945	5,496	59,983	4,285
2002	10-18-4	5-10-2	5-8-2	69,395	4,082	68,233	4,549
2003	14-16-0	6-8-0	8-8-0	54,248	3,875	64,037	4,002
2004	16-13-3	9-5-2	7-8-1	83,966	5,598	81,800	5,843
2005	11-20-1	4-10-1	7-10-0	86,374	5,758	102,484	6,028
2006	19-9-3*	9-4-2	10-5-1	70,015	5,001	105,384	6,199
2007	13-17-3	5-9-2	8-8-1	78,306	4,894	90,720	5,670
2008	19-11-3	7-9-2	12-2-1	126,586	7,033	79,717	5,314
2009	12-19-2	4-12-1	8-7-1	71,076	4,181	83,022	5,189
2010	14-14-1	8-6-1	6-8-0	72,568	4,838	72,085	5,149
2011	15-15-1	8-8-0	7-7-1	70,450	4,403	85,059	5,671
2012	11-14-4	6-9-1	5-5-3	126,961	7,935	79,913	6,147
2013	13-16-2	8-8-0	5-8-2	70,232	4,390	79,982	5,332
2014	18-12-2	7-6-1	11-6-1	82,300	5,487	124,222	7,307
2015	14-12-1	9-4-1	5-8-0	70,982	5,070	81,824	6,294
2016	11-14-1	5-9-0	6-5-1	88,531	6,234	81,872	6,823
2017	13-17-5	6-9-3	7-8-2	58,449	3,247	82,049	4,826
ALL-TIME	347-387-39	171-186-20	176-191-19	1,947,680	5,166	1,839,921	4,767

#Cocoa Expo

*Grapefruit League Champions

Note: Florida played two spring games at Dolphin Stadium. The Marlins hosted the Chicago White Sox on March 20, 1994 and lost, 5-4, in front of 33,263 spectators and defeated the Toronto Blue Jays, 1-0, on March 10, 1996 in front of 16,955. Florida played two games in Mexico City vs. the Houston Astros on March 13-14, 2004, drawing 15,068 and 11,270, respectively.



- Courtesy Denis Bancroft 2016



NOTES

FRONT OFFICE

FIELD AND
CLUBHOUSE STAFF

PLAYERS

2017 IN REVIEW

CLUB HISTORY

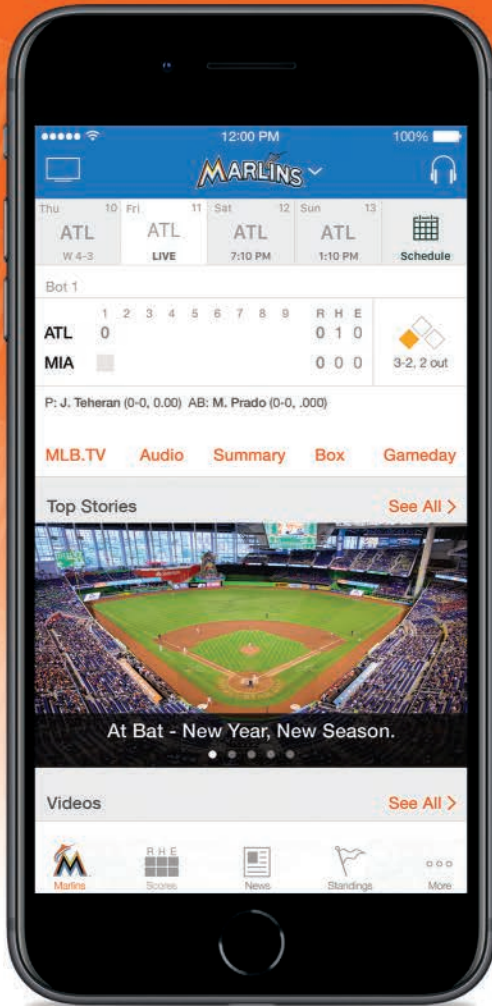
POSTSEASON HISTORY

PLAYER DEVELOPMENT

2018 OPPONENTS

GENERAL INFORMATION





The #1 App for Live Marlins Baseball



At Bat®



2018 ©MLB Advanced Media, L.P. All Major League Baseball trademarks, service marks and copyrights used herein are the property of the applicable MLB entity. Visit MLB.com. All other marks used herein are trademarks of their respective owners.



2018 SCHEDULE

MARCH / APRIL

SUN	MON	TUE	WED	THU	FRI	SAT
				29 CHC 12:40PM	30 CHC 7:10PM	31 CHC 7:10PM
1 CHC 1:10PM	2 BOS 7:10PM	3 BOS 6:10PM	4	5 PHI 3:05PM	6	7 PHI 6:05PM
8 PHI 1:35PM	9 NYM 7:10PM	10 NYM 7:10PM	11 NYM 7:10PM	12	13 PIT 7:10PM	14 PIT 7:10PM
15 PIT 1:10PM	16 NYY 6:35PM	17 NYY 6:35PM	18	19 MIL 8:10PM	20 MIL 8:10PM	21 MIL 7:10PM
22 MIL 2:10PM	23 LAD 10:10PM	24 LAD 10:10PM	25 LAD 7:35PM	26	27 COL 7:10PM	28 COL 7:10PM
29 COL 1:10PM	30 PHI 7:10PM					

MAY

SUN	MON	TUE	WED	THUR	FRI	SAT
		1 PHI 7:10PM	2 PHI 7:10PM	3	4 CIN 7:10PM	5 CIN 7:10PM
6 CIN 4:10PM	7 CHC 8:05PM	8 CHC 8:05PM	9 CHC 2:20PM	10 ATL 7:10PM	11 ATL 7:10PM	12 ATL 7:10PM
13 ATL 1:10PM	14	15 LAD 7:10PM	16 LAD 7:10PM	17 LAD 12:10PM	18 ATL 7:35PM	19 ATL 7:10PM
20 ATL 1:35PM	21 NYM 7:10PM	22 NYM 7:10PM	23 NYM 7:10PM	24	25 WSH 7:10PM	26 WSH 4:10PM
27 WSH 1:10PM	28 SD 4:10PM	29 SD 10:10PM	30 SD 10:10PM	31 SD 10:10PM		

JUNE

SUN	MON	TUE	WED	THUR	FRI	SAT
					1 ARI 9:40PM	2 ARI 10:10PM
3 ARI 4:10PM	4	5 STL 8:15PM	6 STL 8:15PM	7 STL 1:15PM	8 SD 7:10PM	9 SD 4:10PM
10 SD 1:10PM	11 SF 7:10PM	12 SF 7:10PM	13 SF 7:10PM	14 SF 12:10PM	15 BAL 7:05PM	16 BAL 4:05PM
17 BAL 1:05PM	18 SF 10:15PM	19 SF 10:15PM	20 SF 3:45PM	21	22 COL 8:40PM	23 COL 3:10PM
24 COL 3:10PM	25 ARI 7:10PM	26 ARI 7:10PM	27 ARI 7:10PM	28 ARI 12:10PM	29 NYM 7:10PM	30 NYM 4:10PM

JULY

SUN	MON	TUE	WED	THUR	FRI	SAT
1 NYM 1:10PM	2 TB 7:10PM	3 TB 7:10PM	4 TB 1:10PM	5 WSH 7:05PM	6 WSH 7:05PM	7 WSH 7:15PM
8 WSH 1:35PM	9 MIL 7:10PM	10 MIL 7:10PM	11 MIL 7:10PM	12	13 PHI 7:10PM	14 PHI 4:10PM
15 PHI 1:10PM	16-18 MLB All-Star Game			19	20 TB 7:10PM	21 TB 6:10PM
22 TB 1:10PM	23 ATL 7:10PM	24 ATL 12:10PM	25	26 WSH 7:10PM	27 WSH 7:10PM	28 WSH 7:10PM
29 WSH 1:10PM	30 ATL 7:35PM	31 ATL 7:35PM				

AUGUST

SUN	MON	TUE	WED	THUR	FRI	SAT
		1 ATL 7:35PM	2 PHI 7:05PM	3 PHI 7:05PM	4 PHI 7:05PM	
5 PHI 1:35PM	6 STL 7:10PM	7 STL 7:10PM	8 STL 7:10PM	9	10 NYM 7:10PM	11 NYM 7:10PM
12 NYM 1:10PM	13 ATL 7:35PM	14 ATL 7:35PM	15 ATL 7:35PM	16	17 WSH 7:05PM	18 WSH 7:05PM
19 WSH 1:35PM	20	21 NYY 7:10PM	22 NYY 7:10PM	23 ATL 7:10PM	24 ATL 7:10PM	25 ATL 7:10PM
26 ATL 1:10PM	27	28 BOS 7:10PM	29 BOS 6:35PM	30	31 TOR 7:10PM	

SEPTEMBER

SUN	MON	TUE	WED	THUR	FRI	SAT
						1 TOR 7:10PM
2 TOR 1:10PM	3 PHI 1:10PM	4 PHI 7:10PM	5 PHI 7:10PM	6	7 PIT 7:05PM	8 PIT 7:05PM
9 PIT 1:35PM	10 NYM 7:10PM	11 NYM 7:10PM	12 NYM 7:10PM	13 NYM 7:10PM	14 PHI 7:05PM	15 PHI 7:05PM
16 PHI 1:35PM	17 WSH 7:10PM	18 WSH 7:10PM	19	20 CIN 7:10PM	21 CIN 7:10PM	22 CIN 7:10PM
23 CIN 1:10PM	24 WSH 7:05PM	25 WSH 7:05PM	26 WSH 4:05PM	27	28 NYM 7:10PM	29 NYM 7:10PM
30 NYM 3:10PM						

■ HOME GAME ■ AWAY GAME

*ALL DATES, TIMES AND OPPONENTS ARE SUBJECT TO CHANGE