



**BYRON BUXTON**  
AL PLATINUM GLOVE  
AL GOLD GLOVE

**PAUL MOLITOR**  
AL MANAGER OF THE YEAR

**BRIAN DOZIER**  
AL GOLD GLOVE

**2018 MINNESOTA TWINS MEDIA GUIDE**



**TWINS**

**2018 MEDIA GUIDE**



# TABLE OF CONTENTS

All-Star Game					
Boxscores, '65, '85, '14	409-411				
Future's Game, Twins	408				
Home Run Derby, Twins	408				
Players, Twins	412				
American League Leaders, Twins	243				
Anniversary Teams					
25th Season	430				
40th Season	430				
All-Metrodome Team	431				
50 Greatest Twins	432				
Attendance Data					
Annual, Home/Road	193				
Consecutive Strains	193				
Crowds of 50,000-plus	194				
Hammond Stadium, All-Time	444				
Home Highs	194				
Opponents' Highs in Minnesota	253				
Target Field Top Attendance Figures	194				
Misc. Attendance Facts & Figures	193				
Awards					
Robert O. Fishel Award	439				
John Gordon Award	434				
Killebrew Community Service Award	393				
Twins Annual	238-240				
Twins Individual and Organization	241-242				
Twins Tradition	5				
BBWAA, Twin Cities Chairmen and Chapter	439				
Batting Data					
Annual Team Figures	190				
Average, 300	204				
Career, Twins	210				
Cycle Performances	94				
4-Plus Hit Games, Twins	213				
Hits, 200 in Season	198				
Hitting Streaks	209				
Hitting Streaks	212				
Pitchers	280				
Rookies, Top Ten	205				
Top Ten, Season & Career	200-202				
Yearly Leaders, Twins	212				
Bios					
Communications, Twins	440				
Operations/Clubhouse/Performance Staff	25-29				
Coaches, 2018 Twins	14-24				
Front Office	2-12				
Molitor, Paul	14				
Players, 2018 Twins	32-153				
Pohlad, Jim	5				
St. Peter, Dave	6				
Falvey, Derek	8				
Levine, Thad	10				
Broadcast					
Broadcasters, 2018	435-437				
Radio Affiliates	434				
Radio Production Crew	435				
Spanish Language Radio Broadcast	436				
Television Production Crew	436				
Treasure Island Baseball Network	434				
Teams, Year-by-Year	433				
Community, Twins	414-415				
Draft Picks, Twins First Round	340				
Draft, Twins 2017	341				
Fielding Data					
Annual Team Figures	192				
Triple Plays	192				
Front Office Directory	2-4				
Hall of Fame					
National Baseball Info	447				
Twins	418-424				
Home Run Data					
By Position, 2017	163				
Grand Slams, Twins	216-217				
Grand Slam Records, Twins	217				
Home & Road, Annual	214				
In First Game as Twins	80				
Individual Breakdown, 2017	163				
Inning, 3-or-more	218				
Inside-the-Park	215				
Last by Twins Pitcher	258				
Leadoff Homers, Twins Career	214				
Longest, Twins	170				
Three, Game	170				
Two, Game	215				
Two, Inning	218				
Logos	426				
Interleague History, Twins	188				
Major League Baseball Directory	172				
Media Policies					
Regular Season	438				
Spring Training	442				
Metrodome	429				
Metropolitan Stadium	428				
Minor Leagues					
Affiliate History	329				
Affiliates and Statistics	322-334				
Awards, Twins, 2017	337-338				
Bios, Minor League Coordinators	320-321				
Bios, Players	342-393				
Dominican Academy	335				
Organization Information	318				
Recap, 2017	319				
Records, Annual	331				
Scouting & Minor League Directors	325				
Schedules, 2018	336				
Stadiums and Attendance	318				
Trainers	326				
Opening Day					
Information	253				
Lineups	254-256				
Starters, Opening Day	256				
Starts, Opening Day	256				
Pinch-Hitting Data					
All-Time, Twins	169				
Twins, 2017	169				
Yearly Leaders, Twins	190				
Pitching Data					
Annual Team Figures	191				
Career, Twins	211				
Low-Hit Games	220				
Position Players	196				
Rookies, Top Ten	206				
Scoreless Innings Streak, Twins Starters	197				
Shutout Information	221-222				
Top Ten, Season & Career	203-204				
20-Game Winners, Twins	221				
200 Innings Pitched, Twins	219				
Yearly Leaders	219				
Postseason					
Boxscores	292-310				
Clinching Dates	299				
Records	311-314				
Leaders, Batting/Pitching	315				
Records					
Date, Record By, 1961-17	208				
Franchise, 1901-2017	244-249				
Home & Road, Annual	209				
Monthly, All-Time	207				
Twins Individual, Game	195				
Twins Individual, Season	198				
Twins Team, Game	196-197				
Twins Team, Season	199				
Retired Numbers, Twins	416-417				
Roster					
All-Time, Twins	223-227				
Built, 2018 Roster	108				
40-Man Spring, 2018	448-449				
Invites, 2018	450				
Rules					
Earned Runs	58				
Player Limits	10				
Qualifying Numbers	70				
Rookie Qualifications	67				
Saves	20				
Trading Regulations	102				
Schedule					
2018 Regular Season	Inside Back Cover				
Target Field Workout	438				
Scouting Staff	339				
Spring Training Information	441-446				
CenturyLink Sports Complex	441				
Standings					
Major League, 2017	168				
Yearly, Twins	252				
Statistics, Twins, 1961-17	257-290				
Target Field					
Accolades	401-402				
Concerts	398				
Information	396				
Firsts	399				
Non-Baseball Events	398				
Renovations	405				
Seating Diagram	400				
Statuses	403				
Target Field Station	404				
Trades, Twins 1961-2017	233-237				
Last Trade With, Twins	237				
Uniforms					
History of Uniforms	425-426				
Sleeve Patches	427				
Uniform Numbers, All-Time Twins	228-232				
Year in Review, 2017					
Extra-Inning Games	158				
Day-By-Day	160-162				
Designated Hitters, Twins	169				
Final Stats	156-157				
At a Glance, Twins	170				
Highs & Lows	164				
Pacesetters, Twins	170				
Transactions, Twins	165-167				
Vs. Left-handers	158				
Vs. Right-handers	159				
<b>AREAS OF INTEREST</b>					
20 HR/20 SB, Twins	91				
30 2B/30 HR, Twins	84				
Air Miles Traveled, 2018	7				
All Central History	167				
Arizona Fall League, Twins	65				
Baseball America Top 10 Prospects	147				
Biggest Innings, Twins	85				
Birthdays, Twins	42				
Calculating Baseball Statistics	92				
Clinching Dates, Twins	299				
Coaches, 1961-18	16				
Come From Behind Wins, Twins	138				
Entire Career With Twins	211				
Home Runs, Both Sides Of Plate	207				
Longest Games By Inning, Twins	63				
Longest Games By Time, Twins	151				
Lossing Streaks, Twins	191				
Magic Number	286				
Managers, 1961-18, Twins	16				
Milestone Wins, Twins	109				
Minnesota Natives, Twins	164				
Miscellaneous Baseball Terminology	290				
MLB Team Batting Ranks Since 1961	23				
Most Games By Position, Twins	33				
Most Years By Position, Twins	240				
Opposition, Top Hitters/Pitchers	187				
Pronunciation Guide, Twins	153				
RBI, 100-Plus Seasons	283				
Record by Decade, Franchise	74				
Roberto Clemente Award	115				
Rookie of the Year, Twins	60				
Runs, Most Scored in a Game, Twins	80				
Spanish, Baseball Terminology	39				
Straight Steal of Home, Twins	145				
Ten-or-More Years with Twins	276				
Twins Leadership History	8				
Winning Streaks	264				
Wins, Consecutive vs. Opponent	284				
<b>MEDIA GUIDE SECTIONS</b>					
Front Office Directory/Bios	2-12				
Coaches and Staff	13-30				
Player Bios	31-154				
2017 Year In Review	155-170				
Opponents	171-188				
History and Records	189-250				
Year to Year	251-290				
Twins In Postseason	291-316				
Minor Leagues and Scouting	317-394				
Target Field	395-406				
All-Star Game	407-412				
Miscellaneous	413-450				

The 2018 Minnesota Twins Media Guide was researched, written and edited by Dustin Morse, Mitch Hestad, Mike Kennedy, Brace Hemmelgarn, Cori Frankenberg, Elvis Mastabel, Alex Knyal, Jen Rogers, Erik Bremer and DuKes Knutson and is based on information available through February 26, 2018. All statistics were provided by Major League Baseball and are considered unofficial. Images courtesy of Brace Hemmelgarn, Wayne Kryduba, Mike Jones, Bruce Kluckhohn, Steve Woltmann, Getty Images, MLB Photos, Mortenson Construction and Populous. The information contained is copyrighted and prepared for the use of members of the media. Those wishing to use any of the enclosed material for commercial purposes should contact the Minnesota Twins Communications department.



# MINNESOTA TWINS BASEBALL CLUB

## TARGET FIELD

1 Twins Way  
 Minneapolis, MN 55403  
 Telephone (612) 659-3400  
 Ticket Information: (612) 33-TWINS or 1-800-33-TWINS  
 @Twins • facebook.com/twins • www.twinsbaseball.com

### EXECUTIVE BOARD

BILL POHLAD                      JIM POHLAD                      BOB POHLAD                      DAVE ST. PETER

### ADMINISTRATION

Executive Chair .....	Jim Pohlad
President & Chief Executive Officer .....	Dave St. Peter
Executive Vice President, Chief Business Officer .....	Laura Day
Executive Vice President, Chief Administrative Officer/Chief Financial Officer .....	Kip Elliott
Executive Vice President, Chief Baseball Officer .....	Derek Falvey
Senior Vice President, Ticket Sales and Service .....	Mike Clough
Senior Vice President, General Counsel .....	Mary Giesler
Senior Vice President, Operations .....	Matt Hoy
Senior Vice President, General Manager .....	Thad Levine
Vice President, Assistant General Manager .....	Rob Antony
Vice President, Technology .....	John Avenson
Vice President, Human Resources/Diversity .....	Raenell Dorn
Vice President, Ticket Operations .....	Paul Froehle
Vice President, Brand Marketing .....	Nancy O'Brien
Vice President, Player Personnel .....	Mike Radcliff
Senior Director, Ballpark Development and Planning .....	Dan Starkey
Specialist, Legal Operations .....	Dana Henderson
Executive Assistants .....	Danielle Berg, Jordan Cue
Special Assistants .....	Bert Blyleven, Rod Carew, Kent Hrbek, Jim Kaat, Tom Kelly, Jack Morris, Tony Oliva

### BASEBALL OPERATIONS

Special Assistants to Baseball Operations .....	Michael Cuddyer, LaTroy Hawkins, Torii Hunter, Justin Morneau
Director, Professional Scouting .....	Brad Steil
Senior Advisors, Scouting .....	Larry Corrigan, Deron Johnson
Director, Amateur Scouting .....	Sean Johnson
Director, Latin America Scouting and U.S. Integration .....	Fred Guerrero
Director, Baseball Technology and Video .....	Sean Harlin
Director, Team Travel .....	Mike Herman
Minor League Field Coordinator .....	Edgar Varela
Senior Advisors, Player Development .....	Joel Lepel, Bob McClure
Director, Baseball Operations .....	Daniel Adler
Director, Minor League Operations .....	Jeremy Zoll
Assistant Director, Minor League Operations .....	Alex Hassan
Assistant Director, Amateur Scouting .....	Tim O'Neil
Assistant Director, Baseball Operations .....	Nick Beauchamp
Pro Scouting Coordinator .....	Vern Followell
Senior Manager, Baseball Administration .....	Kate Townley
Senior Manager, International Administration & Education .....	Amanda Daley
Senior Manager, Minor League Operations .....	Brian Maloney
Coordinator, Amateur Scouting .....	Brit Minder
Senior Analyst, Baseball Research & Development .....	Josh Kaik
Coordinator, Major League Video .....	David Jeffrey
Manager, Florida Operations .....	Victor Gonzalez
Assistant, Florida Operations .....	Brad McKenney
Assistant, Florida & Latin American Operations .....	Rafael Yanez
Analyst, Baseball Research .....	Zane MacPhee
Assistant, Advance Scouting & Baseball Operations .....	Frankie Padulo
Assistant, Baseball Operations .....	Ezra Wise
Major League Advance Scout .....	Jeremy Hefner

### COMMUNICATIONS

Senior Director, Communications .....	Dustin Morse
Senior Manager, Communications .....	Mitch Hestad
Manager, Communications and Publications .....	Mike Kennedy
Coordinator, Communications .....	Cori Frankenberg
Assistant, Communications/Translator .....	Elvis Martinez
Team Photographer .....	Brace Hemmelgarn
Team Curator .....	Clyde Doepner

### COMMUNITY RELATIONS

Senior Director, Community Relations .....	Bryan Donaldson
Director, Diversity & Inclusion Strategy .....	Miguel Ramos
Senior Manager, Community Relations .....	Stephanie Johnson



**COMMUNITY RELATIONS, CONTINUED**

Senior Manager, Community Engagement/Events .....	Julie Vavruska
Manager, Community Programs .....	Josh Ortiz
Mascot Supervisor .....	Greg Wilfahrt
Senior Coordinator, Community Relations .....	Sondra Ciesielski

**BROADCAST**

Manager, Broadcast .....	Andrew Halverson
Radio Network Executive Producer .....	Mark Genosky
Radio Network Play-by-Play .....	Cory Provus
Radio Network Play-by-Play/Analyst .....	Dan Gladden
Radio Network Studio Host/Play-by-Play .....	Kris Atteberry
Radio Network/Television Analyst .....	Jack Morris
Radio Engineer .....	Kyle Hammer
Television Play-by-Play .....	Dick Bremer
Television Analysts .....	Bert Blyleven, LaTroy Hawkins, Torii Hunter, Justin Morneau, Roy Smalley
Spanish Radio Play-by-Play .....	Alfonso Fernandez
Spanish Radio Analyst .....	Tony Oliva

**CORPORATE PARTNERSHIPS**

Senior Director, Corporate Partnerships .....	Jeff Jurgella
Director, Partnership Strategy & Development .....	Jordan Woodcroft
Managers, Corporate Partner Sales .....	Doug Beck, Karen Cleary, Chad Jackson
Senior Manager, Client Activation .....	Amelia Johnson
Project Manager .....	Joe Morin
Manager, Broadcast Traffic & Administration .....	Amy Johnson
Specialist, Partner Activation .....	Brittany Kennedy
Coordinator, Partnership Activation .....	Kevin Nelson

**MARKETING**

Senior Director, Marketing and Content .....	Chris Iles
Director, Twins Productions .....	Sam Henschen
Creative Director .....	Rodd Isberto
Senior Manager, Advertising .....	Will Delaney
Manager, Marketing Communications .....	Beth Vail Palm
Manager, Video .....	Jim Diehl
Manager, Digital Content .....	Brea Hinegardner
Manager, Marketing and Promotions .....	Mitch Retelny
Senior Motion Graphics Producer .....	Matt Semke
Graphic Designer .....	Rachel Haselhorst
Senior Video Producer .....	Peter Nelson
Multimedia Producer .....	Michael Richmond
Public Address Announcer .....	Adam Abrams

**BUSINESS STRATEGY AND ANALYTICS**

Senior Director, Business Strategy and Analytics .....	Brandon Johnson
Senior Manager, Business Strategy and Analytics .....	David Kingery
Coordinator, Business Strategy & Analytics .....	Jeffrey Yang
Coordinator, CRM and Ticketing Sales Analytics .....	Jack Hogan

**TICKET SALES AND SERVICE**

Senior Director, Ticket Sales and Service .....	Eric Hudson
Senior Director, Group Ticket Sales and Service .....	Rob Malec
Senior Director, Suite and Premium Sales .....	Scott O'Connell
Senior Manager, New Business Development and Service .....	Craig Gumz
Senior Manager, Season Business Retention and Service .....	P.J. Williams
Senior Manager, Group Sales and Service Executive .....	Phil McMullen
Senior Season Ticket Sales and Service Executive .....	Andrea Kray
Senior Group Sales and Service Executives .....	Landon Oldenburger, Andrew Reichert
Senior Suite and Premium Sales Executives .....	Todd Krulwich, Dan Strong
Premium Sales and Service Executives .....	Alex Hover, Cory Johnson
Season Ticket Sales and Service Executives .....	Katelyn Munson, Nick Sarnicki, Bryan Sowieja
Group Ticket Sales and Service Executives .....	Brian Bessler, Luis Breazeale, Jake Langer
New Business Development Representatives .....	Tyler Flakne, Peter Farley
Ticket Sales Coordinators .....	Jack Heruth, Josh Landrum, Brooks Miller, Peter Mock
Inside Sales and Service Executives .....	Emily Goerd, Lauren Schmitz
.....	Luke Distad, Ben Gorman, Phil Greene, Alyssa Klostermann, Luke Phifer, John Wiederin

**TARGET FIELD EVENTS**

Senior Director, Target Field Events and Tours .....	David Christie
Manager, Target Field Events .....	Quinn Handahl
Coordinator, Ballpark and Educational Tours .....	Forrest Brandt
Coordinator, Target Field Events .....	Lauren Landry



## HUMAN RESOURCES

Senior Director, Human Resources.....	Leticia Silva
Director, Payroll.....	Lori Beasley
Human Resources Generalist.....	Holly Corbin
Coordinator, Payroll and Benefits.....	Alison Dancs
Coordinator, Human Resources.....	Maria Salazar

## FINANCE & PROCUREMENT

Senior Director, Finance.....	Andy Weinstein
Senior Manager, Accounting.....	Lori Windschitl
Senior Manager, Financial Planning and Analysis.....	Mike Kramer
Senior Manager, Ticket Accounting.....	Jerry McLaughlin
Senior Coordinator, Accounts Payable.....	Amy Fong-Christianson
Senior Accountant.....	Lyndsey Taylor
Senior Director, Procurement.....	Bud Hanley
Manager, Procurement.....	Mike Sather

## TECHNOLOGY

Senior Director, Event Technology.....	Wade Navratil
Senior Manager, Technology Infrastructure.....	Tony Persio
Senior Manager, Technology Projects.....	Jason Meszaros
Administrator, Infrastructure Systems.....	Brent Hildebrandt
Broadcast Technology Services Engineer.....	Ryan Schmit
Manager, Business Systems.....	Shelley Andrew
Developer, Business Systems.....	Noah Spannbaauer
Manager, Baseball Systems.....	Jeremy Raadt
Developers, Baseball Systems.....	Jerad Parish, Nick Rogers
Senior Data Engineer.....	Jason Neubauer
Technology Operations Specialist.....	Bilal Ghandour

## BALLPARK OPERATIONS

Senior Director, Ballpark Operations.....	Dave Horsman
Senior Director, Facilities.....	Gary Glawe
Senior Director, Guest Experience.....	Patrick Forsland
Head Groundskeeper.....	Larry DiVito
Manager, Field Maintenance.....	Jared Alley
Manager, Grounds.....	Al Kuehner
Supervisor, Grounds Crew.....	Tyler Carter
Senior Manager, Ballpark Maintenance.....	Dana Minion
Maintenance Mechanics.....	Dan Deephouse, Aaron Goldenstein, Sean Grady, Taylor McCabe, Ryan Rikkola
Maintenance Mechanic/Master Electrician.....	Jason Bifulk
Maintenance Mechanic/Painter.....	Matthew Saros
Senior Manager, Guest Services.....	Katie Rock
Manager, Authentics and Retail Sales.....	Venika Streeter
Manager, Building Security.....	Jeff Reardon
Manager, Event Security.....	Scott Larson
Manager, Ballpark Operations.....	Jase Miller
Coordinator, Office Services.....	Josh Fallin
Ballpark Operations Assistant.....	Chelsey Falzone
Assistant, Front Office.....	Tina Flowers

## TICKET OPERATIONS

Senior Director, Box Office.....	Mike Stiles
Manager, Box Office.....	Ashley Geldert
Manager, Call Center.....	Mark Engstrom
Supervisor, Box Office.....	Colleen Seeker
Coordinator, Call Center Operations.....	Chris Frogge
Coordinator, Ticket Operations/Special Events.....	Kelton Splett
Coordinator, Ticket Operations.....	Colin Sheehan
Manager, Florida Business Operations.....	Mark Weber

## CLUBHOUSE

Equipment Manager.....	Rod McCormick
Assistant Manager, Home Clubhouse.....	Tim Burke
Assistant, Home Clubhouse.....	Frank Hanzlik
Visiting Clubhouse Manager.....	Marcus McKenzie
Head Chef.....	Kyle McCleary

## MEDICAL STAFF

Director, Medical Services.....	Dr. John A. Steubs
Orthopedic Physicians.....	Dr. Diane Dahm, Dr. Pearce McCarty
Internal Medicine Physicians.....	Dr. Vijay Eyunni, Dr. Tom Jetzer, Dr. Amy Beacom
Peak Performance Director.....	Dr. Rick Aberman
Head Athletic Trainer.....	Tony Leo
Assistant Athletic Trainers.....	Masamichi Abe, Matt Biancuzzo
Rehab Assistant/Physical Therapist.....	Tim Vidale
Major League Strength and Conditioning Coordinator.....	Perry Castellano
Assistant, Major League Strength Coach.....	Erik Beiser





## JIM POHLAD

### EXECUTIVE CHAIR

2018 marks Jim Pohlad's 35th season with the Minnesota Twins. Jim provides leadership to the Minnesota Twins on behalf of the Pohlad family. The Pohlad family has owned the Minnesota Twins since 1984.

In addition to his position with the Minnesota Twins, Jim currently holds various leadership roles throughout the Pohlad Companies, including Twins Sports Inc., Go: A Modern Creation Company, United Properties and the Pohlad Family Investment Group. He also serves on several committees for Major League Baseball.

Jim's civic engagements include work on behalf of organizations and programs that support the well-being and interests of children and families in the Twin Cities and surrounding communities. He currently serves on the board of the Pohlad Family

Foundation. In past years, he has supported and provided leadership to the Greater Twins Cities United Way, Minneapolis Institute of Arts, the Greater Minneapolis Chamber of Commerce, The Minneapolis Foundation and Park Nicollet Health Services and Melrose Center.

Jim resides with his family in Minneapolis. He holds a degree in Business Administration from the University of Southern California.



## ★ THE TWINS TRADITION ★

### PASSION

From our team to our front office to everyone in our organization, we are an accountable, hardworking group that is dedicated to success, attention to detail and getting better every day. We take great pride in being part of the Twins family and all that it represents.

### HUSTLE

Every day, on and off the field, we bring it – effort, pure and simple. It's the Twins trademark. It's part of our character. We thrive on respect for the game and each other while focusing on an organization-wide commitment to innovation, collaboration and responsiveness to our partners and the millions of fans who come through our turnstiles every season.

### HEART

We are loyal, invested in our community and NEVER give up. That's why we play all nine innings and are committed to going above and beyond to be responsible, philanthropic and steadfast in our efforts to enhance the lives of everybody in Twins Territory.

### FUN

We love the game, we love our fans, we love our ballpark and we love to entertain. From families to corporations and everyone in between, we strive to offer world-class service, unmatched amenities, and fun and excitement for everyone.



## TWINS TRADITION AWARD

Given annually to a Twins employee who best exemplifies the four pillars of the Twins Tradition.

- 2012 – Jim Rantz, Senior Director of Minor League Operations
- 2013 – Lori Beasley, Director of Payroll
- 2014 – Patrick Forsland, Director of Guest Services
- 2015 – Mike Stiles, Director of Box Office
- 2016 – Beth Vail Palm, Manager of Marketing Communications
- 2017 – Larry DiVito, Head Groundskeeper





## DAVE ST. PETER

PRESIDENT AND CHIEF EXECUTIVE OFFICER

Dave St. Peter was named the fourth president in Minnesota Twins history on November 26, 2002. St. Peter also assumed the Chief Executive Officer title on December 21, 2016 and continues to oversee the team's day-to-day operations, strategic planning and interaction with Major League Baseball.

St. Peter played a central role in the approval, design, construction and opening of Target Field, which was named 2011 Sports Facility of the Year by the Sports Business Journal/Sports Business Daily. He also recently has played leadership roles in construction of a new player-development Academy in the Dominican Republic; hosting the 2014 Major League Baseball All-Star Game; expansion of the CenturyLink Sports Complex in Fort Myers, FL – named Ballpark Digest's 2015 Major Ballpark Renovation of the Year;


as well as the team's partnership with Hennepin County on the design and programming of Minnesota's award-winning intermodal transit hub - Target Field Station.

At age 51, St. Peter begins his 29th year with the Twins. He joined the organization as an intern in 1990 and over his first decade with the franchise held a variety of positions including Pro Shop Manager, Communications Manager, Vice President of Corporate Communications and Senior Vice President of Business Affairs. As the club president, the Twins established a new single season franchise attendance record in 2010 by attracting more than 3.2 million fans to Target Field while the team was recognized by ESPN as having the best stadium experience in all of professional sports. St. Peter's leadership has been integral in the team's growing corporate partnership base; development of the "Magic Moments" customer service initiative; the "Go Twins, Go Green" environmental stewardship platform; expansion of the Treasure Island Baseball Network; aggressive community outreach; and enhanced alumni involvement -- including creation of the Twins Hall of Fame.

St. Peter has been part of a leadership team helping the franchise advance to postseason play seven times since 2002. During St. Peter's leadership tenure, the Twins have twice been named "Organization of the Year" by Baseball America (2002 and 04). In 2006, the entire Twins organization was recognized as the Minneapolis Star Tribune's "Sports Person of the Year." The franchise received the Atlanta Sports Council's Horizon Award (2002) as the Professional Sports Organization of the Year while the Twins Community Fund was a 2000 recipient of the Greater Minneapolis Chamber of Commerce's Quality of Life Award and a 2006 recipient of a Project Evergreen Award. The State of Minnesota named the Twins organization a Yellow Ribbon Company in 2014. Seven of the past eight years (2010, 2012-2017) the Twins have been honored by the Star Tribune as one of the "Top 100" workplaces in Minnesota. In 2011, the Twins were the recipient of the Minneapolis Park and Recreation Board's "Living the Dream" Award. In 2016, the Minneapolis Regional Chamber of Commerce presented the Twins with an "Honored Company" Award in recognition of outstanding community service. Individually, St. Peter has been named to the Street and Smith's Sports Business Journal and Minneapolis-St. Paul Business Journal's "Forty under 40" lists.

At the league level, St. Peter serves as a Trustee on the MLB-MLBPA Player Pension Committee. In the community, St. Peter serves on the boards of the YMCA of the Twin Cities and 2020 Partners. He also serves on the National Advisory Council for Pitch In for Baseball.

St. Peter was born in Bismarck, North Dakota, and graduated Magna Cum Laude from the University of North Dakota in 1989. Dave, son Jack and twin sons Eric and Ben make their home in Chanhassen, MN.







## Laura Day

### EXECUTIVE VICE PRESIDENT, CHIEF BUSINESS OFFICER

Laura Day is in her 23rd season with the Twins. She was named Executive Vice President, Chief Business Officer on December 21, 2016 and oversees the Twins revenue generating efforts including ticket sales and service, premium seating, corporate partnerships and Target Field events. She is also responsible for the club's marketing, broadcast, game presentation, community relations and emerging markets effort. She plays a key role in shaping the team's strategic business plan, and has oversight of the Twins customer retention and loyalty programs.

Day got her start in sports working for the Twins from 1991-99 and 2003-04 where she held a variety of posts including Vice President of Sales and Marketing and Director of Corporate Marketing. She also served as Vice President of Sales for Victory Sports One (the Twins former Regional Sports Network). She rejoined the Twins in August, 2006, as SVP, Business Development, and played a central role in the planning, development, sales and marketing of Target Field's launch in 2010. That year, the Twins established a franchise attendance record by attracting more than 3.2 million fans and the club was recognized by ESPN as having the best stadium experience in all of professional sports. She was named EVP, Business Development for the Twins in January, 2012.

Prior to rejoining the Twins, Day was one of the first Minnesota Wild employees, helping launch the Xcel Energy Center as Vice President of Corporate Partnerships from 1999-2002. During her tenure with the Wild, she led the sales strategy and development teams, launched the Twin Cities first premium seating program and spearheaded the acquisition of naming rights and building founding partners.

In 2007, Day was named to the Minneapolis-St. Paul Business Journal's "Women to Watch" list. She was a recipient of the Sports Business Journal's "Game Changer" award, which recognizes women who have a major impact on the sports business, in 2015. In the community, she currently serves on the Minnesota State University/Sports Management Program Advisory Board, the Board of Directors for Greater Twin Cities United Way, and is an Executive Committee member and Board member of the Minneapolis Downtown Council. She is also a board member of the Minnesota Women's Economic Roundtable. She previously served as a Board member for Cornerstone and was an active member of the Executive Leadership Team for the Start! Heart Walk benefiting the American Heart Association.

The Stillwater, MN native attended Lakewood Community College and splits her time between residences in Minneapolis, and their home in Hudson, WI, with her husband Mike.



## Kip Elliott

### EXECUTIVE VICE PRESIDENT, CHIEF ADMINISTRATIVE OFFICER / CHIEF FINANCIAL OFFICER

Kip Elliott enters his 27th year with the Twins in 2018 and was named to his current title on December 21, 2016. He previously served as Executive Vice President, Business Administration and Chief Financial Officer since January of 2012, after serving as Chief Financial Officer since January of 1999.

Elliott joined the Twins in May of 1992 as Accounting Manager and held the position of Controller from 1995-98. He was named Senior Vice President on August 28, 2006. He was employed by the public accounting firm of Coopers and Lybrand from 1989-92.

Elliott, who was named the "CFO of the Year" by the Minneapolis/St. Paul Business Journal in 2010, is responsible for overseeing the accounting, human resources, procurement, technology, ticket operations and ballpark operations departments, including management of the annual financial reporting for the organization and the financial relationship with Major League Baseball. As part of the senior management team, he also plays a key role in the structuring and implementation of the club's strategic plan, as well as the ongoing facility planning for Target Field, Century Link Sports Complex, and the Dominican Republic.

Elliott serves on the Board of Directors for Sports Minneapolis. Additionally, he is a member of the University of Northern Iowa Accounting Advisory Council as well as on the Finance Committee of the Hudson Hockey Association.

Elliott, a certified public accountant, was raised in rural Fredericksburg, IA, and graduated summa cum laude from the University of Northern Iowa in 1989. Kip, wife, Jodi, and children, Carter, Maxwell and Maree, make their home in Hudson, WI.

## DID YOU Know?

...that the Twins will travel 28,790 total air miles on 36 flights in 2018, covering 77 hours. Their longest flight will take place on April 15th, when they fly 2,404 air miles from MSP (Minneapolis) to SJU (San Juan, PR).





## DEREK FALVEY

EXECUTIVE VICE PRESIDENT, CHIEF BASEBALL OFFICER

Derek Falvey was hired as Executive Vice President, Chief Baseball Officer in October of 2016 after spending nine seasons as a member of the Cleveland Indians organization. He was appointed as Indians Assistant General Manager on October 6, 2015 after spending the previous four seasons as Director of Baseball Operations after being named to the position in December of 2011.

As the EVP/Chief Baseball Officer, Falvey is responsible for establishing the vision and related strategies for the club's baseball operation. Specifically, overseeing all aspects of the department including: major league team, coaches, and support staff, contract negotiations, player development, scouting, research and development, medical and communications. Falvey is the sixth head of the Twins baseball operations department, joining Calvin Griffith (1961-84), Howard Fox (1985-86), Andy MacPhail (1986-94), Bill Smith (2007-11) and Terry Ryan (1994-2007, 2011-16). He was named to Twin Cities Business Journal's 100 people to know in 2018.

During his time as Assistant General Manager for the Indians, Derek assisted President of Baseball Operations Chris Antonetti and General Manager Mike Chernoff in all areas of baseball operations, including financial, statistical, and contractual dealings, and contributed to all aspects of professional and amateur player procurement and development. He also oversaw the Advance Scouting process and worked closely with Manager Terry Francona and the Major League Coaching Staff to assist in the day-to-day management of Major League operations.

Falvey's career in baseball started with the Indians in November 2007 when he began an internship in Baseball Operations. In his first three years in Cleveland, Derek assisted both the Amateur and International Scouting Departments before spending the 2011 season as Assistant Director of Baseball Operations.

Derek played baseball at Trinity College in Hartford, CT where he earned a degree in economics in June 2005. After graduating, Falvey returned home to the Boston, MA area where he worked until joining the Indians in the fall of 2007.

Derek resides in Edina with his wife, Meghan, and their son, Jack.



### TWINS LEADERSHIP HISTORY

#### OWNERSHIP

Carl R. Pohlad Family, 1984-present  
Calvin R. Griffith Family, 1961-84

#### PRESIDENTS

Dave St. Peter, 2002-present  
Jerry Bell, 1987-2002  
Howard Fox, 1984-87  
Calvin Griffith, 1961-84

#### CHIEF BASEBALL OFFICERS

Derek Falvey, 2016-present

#### GENERAL MANAGERS

Thad Levine, 2016-present  
Terry Ryan, 1994-2007, 2011-16  
Bill Smith, 2007-11  
Andy MacPhail, 1986-94  
Howard Fox, 1985-86  
Calvin Griffith, 1961-84





## MIKE CLOUGH

### SENIOR VICE PRESIDENT, TICKET SALES & SERVICE

Mike Clough, who enters his 10th season with the Twins was named Senior Vice President, Ticket Sales and Service in December of 2016. Clough joined the organization in 2009 serving in the roles of Senior Director, Ticket Sales & Service from 2009 to 2013 and Vice President, Ticket Sales & Service from 2014 to 2016.

In his current role, Clough is responsible for the team's ticket sales and service efforts, which includes management of the Twins season, premium, group and single-game ticket holder relationships. Clough played a critical role in developing and launching the Twins season ticket holder Sweet Spot benefit program. Prior to joining the Twins, Clough served in a leadership role with the NHL's Tampa Bay Lightning from 2003-09, and a five-year sales-focused stint with the New York Islanders from 1998-2003. He is on the Board of

Directors for the Positive Coaching Alliance and is a youth soccer coach with the Maplebrook Soccer Association. Clough is also a 2015 Twins Cities Finest honoree as recognized by the Cystic Fibrosis Foundation.

A native of Long Island, NY, Clough graduated with a degree in sports management from Robert Morris University where he was also a member of the men's soccer team.

Mike and his family reside in Maple Grove, MN.



## MARY GIESLER

### SENIOR VICE PRESIDENT, GENERAL COUNSEL

Mary Giesler joined the Twins organization as its first General Counsel on March 24, 2014. She was promoted to Senior Vice President, General Counsel in December of 2016. In her role as the organization's chief legal officer, Giesler provides legal counsel and oversight on all business-related matters, serves as the team's liaison with Major League Baseball's legal department, and manages outside-counsel relationships.

Since joining the Twins, Giesler led the legal effort for the Twins' in the public-private development of Target Field Station, a unique transit hub with public gathering spaces immediately adjacent to Target Field, and in the construction of a new player development academy in the Dominican Republic, which opened in January 2017.

Prior to joining the Twins organization, Giesler was a long-time partner at the Minneapolis-based law firm of Kaplan, Strangis and Kaplan (KSK) where she served a variety of clients in the areas of public-private partnerships, corporate governance, mergers and acquisitions, and securities law matters. Through her work at KSK, Giesler played a key role in the negotiation and preparation of many agreements that were integral to the approval, design, construction and opening of Target Field. Prior to joining KSK, Giesler spent eight years at the Minneapolis firm of Lindquist & Vennum. In 2014, she was named an Attorney of the Year by Minnesota Lawyer.

Giesler received her law degree from William Mitchell College of Law and her BA from Gustavus Adolphus.

A native of Aitkin, MN, she and her fiancé Loren make their home in Woodbury, MN.



## MATT HOY

### SENIOR VICE PRESIDENT, OPERATIONS

Matt Hoy, begins his 33rd year with the Twins in 2018, was named Senior Vice President of Operations on January 18, 2012.

Hoy joined the Twins in January, 1986 as a member of the sales staff and has held positions as Director of Novelty Operations and Director of Sales. He was the Director of Operations before his promotion to Vice President in April of 1992.

His responsibilities include overseeing ballpark operations, guest and premium services, security, office services, grounds, maintenance, concessions and merchandise sales. He is the Twins liaison to the Minnesota Ballpark Authority and serves as the Chair of the JDRF Walk to Cure Diabetes, which is held in February at the Mall of America and is one of the largest fundraising events in the Twin Cities area. He also serves on the Board of

Directors for the Warehouse District Business Association and the Board of Meet Minneapolis.

Hoy was born in St. Paul and attended Blake School in Hopkins, MN. He resides in Mound, MN.





## THAD LEVINE

SENIOR VICE PRESIDENT, GENERAL MANAGER

Thad Levine was hired as Twins Senior Vice President, General Manager in November of 2016. Thad partners with Chief Baseball Officer, Derek Falvey, to lead all facets of the Twins' baseball operations including Major League operations, scouting, player development and player procurement. He was named to Twin Cities Business Journal's 100 people to know in 2018.

Levine spent 11 seasons as Assistant General Manager for the Texas Rangers, a position he held since October of 2005. While working as Assistant General Manager for the Rangers, he assisted President of Baseball Operations/General Manager Jon Daniels in all major league operations responsibilities, including player acquisitions, roster composition, contract negotiations, statistical and financial analyses and oversaw Texas' international scouting department. Prior to his time with the Rangers, Levine spent six seasons as Senior Director, Baseball Operations for the Colorado Rockies and prior to that was Colorado's Director of Baseball Administration (2002-04) and the team's Assistant Director of Baseball Administration (1999-2002).

Thad went to the Rockies from Los Angeles, where he worked one season for the Dodgers (business development) and earned an MBA from UCLA in 1999. He has marketing experience with Coca-Cola, the Rockport Company and Reebok, Ltd. Thad has served on the Board of Directors for several non-profit entities.

Born in Alexandria, Virginia, Thad earned a bachelor's degree in 1994 from Haverford (Pa.) College, where he played baseball. Thad fulfilled some of his graduate work for his MBA from UCLA abroad in Cape Town, South Africa.

Thad and his wife, Claudette, reside in Edina with their three children Greta, Tess, and Quinn.



### PLAYER LIMITS

Major League rosters are limited to 25 active players from Opening Day through August 31, with the exception of any split or regular doubleheaders that aren't contained in the original schedule or created to reschedule games, in which case, teams can temporarily add a 26th player. Teams may expand their active rosters to as many as 40 players on September 1. During the course of the season, a team may place as many players as it wants on the 10-day disabled list, during which they must remain inactive for a minimum of 10 days (no maximum). Teams may also place as many players as they need to on the 60-day emergency disabled list, where they must remain for a minimum of 60 days, but only when the club is at the maximum of 40 players. Players carried on this list are not counted in 40-man roster limit. If placed or transferred there after 60 days prior to the final game of the season, the player must remain there through the postseason.





## ROB ANTONY

### VICE PRESIDENT, ASSISTANT GENERAL MANAGER

Rob Antony begins his 31st season in the Twins organization and his 11th as Assistant General Manager, after being named to that role on September 13, 2007. He assumed the role of interim General Manager from July 18-October 3, 2016 before transferring back to his current role. He was promoted to Vice President in mid-December, 2013. He is responsible for major league contracts, including arbitration and evaluating major and minor league players.

Prior to his current position, he was Director of Baseball Operations for 12 seasons and was responsible for various duties in the minor league and scouting departments, including the spring training operation and free agent draft preparations. He was also responsible for establishing and overseeing the budget for the minor league, major league draft and scouting departments. He worked closely with the scouting department and scouted players eligible for the free agent draft, as well as amateurs in Australia and Latin America.

Antony was hired as Assistant Director of Media Relations in 1988 after graduating from the University of Minnesota. In June, 1991, he was promoted to Director of Media Relations and held that post until December, 1995, when he was promoted to Director of Baseball Operations.

Rob and his wife, Lynn, have two children, Tyler and Emily, and reside in Plymouth, MN.



## JOHN AVENSON

### VICE PRESIDENT, TECHNOLOGY

John Avenson, begins his 25th season with the Twins, was named Vice President of Technology on December 22, 2006. Prior to being named to his current position, Avenson served as Director of Baseball IS/Network.

Avenson oversees and manages the purpose of technology for all disciplines of the organization. Maintaining a close relationship with the Baseball Department, he wrote the application the team uses for Scouting and Player Development. Avenson also wrote the fan-based "Twingo" application that has been widely adopted by many other major and minor league teams. He continues to play an integral part in the planning and implementation of innovative technology at Target Field, Century Link Sports Complex and the Twins Dominican Academy.

He was named 2013 Chief Information Officer (CIO) of the Year by the Minneapolis-St. Paul Business Journal. In February of 2018, he was named a finalist for 2018 Twin Cities CIO of the Year ORBIE Award.

Prior to joining the Twins, Avenson served with the United States Marine Corps where he maintained aircraft information for RF-4B and F/A-18 squadrons.

A graduate of the University of Minnesota with a degree in Computer Science, Avenson and his wife Katie, reside in Minnetonka, MN, along with their children Perry, Simon, Lucy and Sidney.



## RAENELL DORN

### VICE PRESIDENT, HUMAN RESOURCES/DIVERSITY

Raenell Dorn begins her 45th season with the Twins in 2018, her 20th since being promoted to Vice President of Human Resources and Diversity in January 1999 which focuses on diversity and inclusion, recruitment, training and development. She heads the diversity efforts within the organization including the joint Minnesota Twins/Major League Program which was established to ensure that opportunities for diverse candidates and is a member of the Major League Baseball Diverse Partners Task Force. She also serves on, the Major League Baseball's Quality Control Council, and is on the board of Crescent Cove.

She established a Sports Career Fair held toward the end of the season which offers participants access to many sports teams and sports divisions of our media partners. Dorn is the liaison to the Twins Wives Organization and leads the group's efforts in both

fundraising and in-kind giving.

Dorn was named Industry Leader and received the Women in Business award in 2008 by the Minneapolis/St. Paul Business journal.

She was born in New Prague, MN and graduated from Metropolitan State University with a degree in Business Administration. She resides in Eden Prairie, MN with her husband Harvey. They have two grown children, Bryan and Christopher.





## PAUL FROEHLE

### VICE PRESIDENT, TICKET OPERATIONS

---

Paul Froehle, who is in his 33rd season with the Twins, was promoted to Vice President of Ticket Operations on December 18, 2013. Froehle joined the Twins in November of 1985 as Ticket Manager for the club. He was promoted to Director of Ticket Operations in 1999. Prior to being named to his current position, he served as Senior Director of Ticket Operations since 2010.

He oversees all ticket related events hosted at Target Field and Hammond Stadium during Spring Training. His responsibilities include distribution, processing, design layout and reporting of all tickets associated with Twins Baseball and Target Field. He has been an active member of INTIX – International Ticketing Association, a nonprofit membership organization committed to leading the forum for the entertainment ticketing industry.

He is also a local member of TSG Ticket Services Group Upper Midwest, which promotes the common interests of ticket service professionals through the sharing of ideas, information, knowledge and experiences. Prior to joining the Twins, he was the Assistant Ticket Manager with the Minnesota North Stars. In 2003, Froehle was voted Ticketing Professional of the Year by the INTIX Association.

The Hibbing, MN, native graduated from Fridley High School and attended North Hennepin Community College and graduated from Metropolitan State University. Froehle resides in Minneapolis, MN.



## NANCY O'BRIEN

### VICE PRESIDENT, BRAND MARKETING

---

Nancy O'Brien, who is in her 18th season with the Twins, was named Vice President, Brand Marketing in December 2013. Prior to being named to her current position, O'Brien served as Senior Director, Brand Marketing for the organization. She held a similar position with the Oakland Athletics as their Director of Advertising and Premium Seating until she returned home to the Twins Cities and joined the Twins.

O'Brien leads the club's branding process from strategy development to creative direction and execution through overseeing the club's promotions, special events, marketing communications, social media and creative initiatives. During her tenure, she helped launch the popular "Get to Know 'Em" and "Twins Territory" marketing campaigns, which have been recognized with many creative honors.

Nancy received her Bachelor's degree in Economics from St. Olaf College and her MBA in marketing from the University of Minnesota, Carlson School of Business.

O'Brien along with husband, John, and children, Danny, Shea and Joey, reside in Plymouth, MN.



## MIKE RADCLIFF

### VICE PRESIDENT, PLAYER PERSONNEL

---

Mike Radcliff, a member of the Twins organization since 1987, was named Vice President, Player Personnel in September of 2007. He was named 2011 Scout of the Year in the Midwest by his peers in Major League Baseball and inducted into the Professional Scouts Hall of Fame in July of 2014. In addition, Radcliff was the 2016 recipient of the George Genovese Lifetime Achievement Award. In his current role, he is involved in all evaluation processes—Major League, minor league and amateur—and helps to oversee all of the scouting staffs including Pro, amateur and International.

Radcliff, who was named the Director of Scouting in 1993, was the longest tenured scouting director in Major League Baseball. As Scouting Director, Radcliff managed 27 full-time and 34 part-time scouts and coordinated the annual amateur draft as well as

the international scouting staff.

Radcliff is a 1979 graduate of the University of Missouri and began his scouting career as an area scout with the Major League Scouting Bureau in 1983. He was hired as an area scout by the Twins in 1987 and promoted to Midwest Supervisor in 1988.

Mike and his wife, Sherry, have two grown children and reside in Overland Park, KS.





# COACHES





# 4 PAUL MOLITOR

## MANAGER

NAMED MANAGER ON NOVEMBER 4, 2014

SIGNED CONTRACT EXTENSION, 10/9/17

B/T: R/R  
Born: 8/22/1956 in St. Paul, MN

Resides: Edina, MN  
School: University of Minnesota

**PERSONAL:** Paul Leo Molitor...nickname "Mollie"...wife, Destini...daughters, Blaire and Julia, and sons, Joshua and Ben...1974 graduate of Cretin High School in St. Paul, where he played soccer and was All-State in baseball and basketball...one of 10 players from Cretin High School to be drafted by MLB team, a list that includes Joe Mauer (1st round by Minnesota in 2001), and Chris Weinke (22nd round by Toronto in 1990)...played in the International Games in Montreal in summer of 1975...attended University of Minnesota 1975-77...participates annually in Twins Winter Caravan.

**PLAYING CAREER HIGHLIGHTS:** Inducted in the National Baseball Hall of Fame in 2004 (first ballot)...is one of only seven players in MLB history (Ty Cobb, Honus Wagner, Eddie Collins, Lou Brock, Rickey Henderson and Ichiro Suzuki) to amass at least 3,000 hits, 500 stolen bases and a .300 average-or-higher...ranks ninth on baseball's all-time list in hits (3,319), 12th in doubles (605), 14th in at-bats (10,835), 19th in runs (1,782), 33rd in games (2,683) and 38th in stolen bases (504).

**MANAGERIAL CAREER:** **2017:** Suffered fifth career ejection April 20 vs. Cleveland, arguing balls and strikes...earned 200th managerial win August 11 at Detroit in a 9-4 victory...suffered sixth career ejection September 3 vs. Kansas City, arguing a check swing by Royals batter...helped lead club to AL Wild Card berth but lost in one-game playoff at New York by a score of 8-4...led club to 85-77 record after 59-103 the previous season, becoming the first team in baseball history to make the postseason after losing 100 games the prior season...the 59 to 85 wins from 2016-17 also biggest win increase in club history (26 win improvement)...given three-year contract extension October 9...named AL Manager of the Year, becoming the third manager in Twins history to earn the award, joining Tom Kelly (1991) and Ron Gardenhire (2010); received 112 voting points, including 18 first place votes, six second place votes and four third place votes...one of two people to ever in the Hall of Fame and win a Manager of the Year Award, the other being Frank Robinson (1989)...**2016:** Suffered fourth career ejection May 4 at Houston, arguing balls and strikes...earned 100th managerial win June 7 vs. Miami in a Twins 6-4 victory...went 17-for-28 in managerial challenges...**2015:** Earned first managerial win in a Twins 6-0 victory April 10 at Chicago-AL...ejected three times on the season: June 10 vs. Kansas City (balls and strikes), July 25 vs. New York-AL (balls and strikes) and August 23 at Baltimore (balls and strikes)...went 26-for-42 in managerial challenges...named third best manager in AL by *Baseball America's* annual tools survey, behind Baltimore's Buck Showalter and Cleveland's Terry Francona...named AL Manager of the Year by *The Sporting News*, an award voted on by his peers...finished third in the AL Manager of the Year voting with 33 voting points (2 first place votes, 3 second place votes and 14 third place votes), behind Texas' Jeff Bannister (112 points) and Houston's A.J. Hinch (82 points).

**COACHING CAREER HIGHLIGHTS:** 2018 marks fourth season as Twins Manager and 18th season either managing or coaching at the professional level...named Twins coach October 22, 2013 under Ron Gardenhire, overseeing baserunning, bunting, infield instruction and positioning, plus assisting with in-game strategy...served as part-time Twins scout and special assistant in 2002...began professional coaching career as Twins bench coach under Tom Kelly in 2000.

**PLAYING CAREER:** Played 21 major league seasons with Milwaukee (1978-92), Toronto (1993-95) and Minnesota (1996-98)...played mostly second base and third base for Milwaukee, mostly designated hitter for Toronto and first base/designated hitter for Minnesota...was nicknamed "The Ignitor."

### PROFESSIONAL TIMELINE

2015-PRESENT	MINNESOTA MANAGER
2014	MINNESOTA ASSISTANT COACH
2005-13	Twins Minor League Baserunning/IF Coordinator
2004	SEATTLE HITTING COACH
2003	Twins Minor League Baserunning/IF Coordinator
2000-01	TWINS BENCH COACH

- Began career with Milwaukee in 1978 after spending one season in minor leagues with Single-A Burlington.
- Began rookie season as shortstop, but moved to second base upon Robin Yount's return from injury.
- Made major league debut April 7 vs. Baltimore and singled off Mike Flanagan for first major league hit...finished second in the AL Rookie of the Year voting, behind Detroit's Lou Whitaker...named AL Rookie of the Year by *The Sporting News* and *Baseball Digest* in 1978.
- Made transition from second base to centerfield in 1981.
- Made transition to third base in 1982.
- Finished 12th in AL MVP voting in 1982, hitting .302 (201-for-666), leading the AL in runs scored (136) and at-bats.
- Played in first career World Series, setting a World Series record for hits (5) in a single World Series game (Game 1 October 12, 1982 at St. Louis).
- Set career-high with 39-game hitting streak July 16-August 25, 1987...the streak was stopped by John Farrell August 26; fifth-longest streak in modern major league history.
- Finished fifth in AL MVP voting in 1987, hitting a career-high .353 (164-for-465), leading the AL in doubles (41) and runs scored (114).
- Led the AL in 1991 in hits (216), triples (13) and runs scored (133).
- Finished second in AL MVP voting in 1993, hitting .332 (211-for-636), leading the AL in hits.
- Received AL Outstanding Designated Hitter Award and Bart Giamatti Award in 1993 after hitting career-high 22 home runs.
- Member of 1993 World Series Champion Toronto Blue Jays, earning World Series MVP honors with homers in Games 3 and 6 against Philadelphia.



- Signed with Twins December 5, 1995 and made Twins debut April 1, 1996 vs. Detroit, becoming 22nd native Minnesotan to play for the Twins.
- Posted second-highest average of career in 1996 at .341 (225-for-660), leading the AL in hits.
- Recorded 3,000th career hit, tripling off Jose Rosada in the fifth inning September 16, 1996 at Kansas City (21st player at the time, first on a triple).
- Recorded 500th stolen base August 8, 1998 vs. Baltimore.
- Won Branch Rickey Award and Players Choice Man of the Year Award in 1998.
- Seven-time American League All-Star: 1980, '85, '88, '91, '92, '93 and '94.
- Four-time Louisville Silver Slugger Award winner: 1987, '88, '93 and '96.

**COLLEGIATE CAREER:** Attended University of Minnesota 1975-77, playing shortstop exclusively, where he was All-Conference in his final two seasons, 1976 and '77...hit .376 (70-for-186) with seven doubles, three triples, 10 home runs, 40 RBI and 47 runs scored in 49 games as a sophomore in 1976, and .325 (54-for-166) with nine doubles, two triples, six home runs, 37 RBI, 35 runs scored and 20 stolen bases in 50 games as a junior in 1977...hit .350 (159-for-454) with 19 doubles, 11 triples, 18 home runs, 99 RBI, 112 runs scored, 52 stolen bases (53 chances), 44 walks and just 32 strikeouts in 130 career games at the U of M...ranks fourth on the Golden Gophers all-time list in career triples and eighth in stolen bases...is one of 156 Gophers to ever be drafted by MLB team, one of 30 to play Major League Baseball and one of two in the National Baseball Hall of Fame (Dave Winfield).

**PROFESSIONAL:** Selected by Milwaukee in first round (3rd overall) of 1977 First-Year Player Draft; signed by scout Dee Fondy...originally drafted by St. Louis in the 28th round of the 1974 First-Year Player Draft, but did not sign.

MOLITOR'S RECORD AS MANAGER						
YEAR	CLUB	LEAGUE	POSITION	WON	LOST	PCT.
2015	Minnesota	American League	2nd (Central Division)	83	79	.512
2016	Minnesota	American League	5th (Central Division)	59	103	.364
2017	Minnesota	American League	2nd (Central Division)	85	77	.525
<b>Major League Totals</b>				<b>227</b>	<b>259</b>	<b>.467</b>

MOLITOR'S POSTSEASON MANAGERIAL RECORD						
YEAR	CLUB	OPPONENT	WON	LOST	PCT.	
2017	Minnesota	New York-AL (Wild Card Game)	0	1	.000	
<b>Postseason Totals</b>			<b>0</b>	<b>1</b>	<b>.000</b>	

MOLITOR'S PLAYING RECORD																					
YEAR	CLUB	AVG	G	AB	R	H	2B	3B	HR	RBI	SH	SF	HB	BB	SO	SB	CS	E	OBP		
1977	Burlington	.346	64	228	52	79	12	0	8	50	4	4	3	47	25	14	2	28	.457		
1978	MILWAUKEE	.273	125	521	73	142	26	4	6	45	7	5	4	19	54	30	12	22	.301		
1979	MILWAUKEE	.322	140	584	88	188	27	16	9	62	6	5	2	48	48	33	13	16	.372		
1980	MILWAUKEE	.304	111	450	81	137	29	2	9	37	6	5	3	48	48	34	7	20	.372		
1981	MILWAUKEE	.267	64	251	45	67	11	0	2	19	5	0	3	25	29	10	6	3	.341		
1982	MILWAUKEE	.302	160	666	136	201	26	8	19	71	10	5	1	69	93	41	9	32	.366		
1983	MILWAUKEE	.270	152	608	95	164	28	6	15	47	7	6	2	59	74	41	8	16	.333		
1984	MILWAUKEE	.217	13	46	3	10	1	0	0	6	0	1	0	2	8	1	0	2	.245		
1985	MILWAUKEE	.297	140	576	93	171	28	3	10	48	7	4	1	54	80	21	7	19	.356		
1986	MILWAUKEE	.281	105	437	62	123	24	6	9	55	2	3	0	40	81	20	5	15	.340		
1987	MILWAUKEE	.353	118	465	114	164	41	5	16	75	5	1	2	69	67	45	10	5	.438		
1988	MILWAUKEE	.312	154	609	115	190	34	6	13	60	5	3	2	71	54	41	10	17	.384		
1989	MILWAUKEE	.315	155	615	84	194	35	4	11	56	4	9	4	64	67	27	11	18	.379		
1990	MILWAUKEE	.285	103	418	64	119	27	6	12	45	0	2	1	37	51	18	3	10	.343		
	Beloit	.500	1	4	1	2	0	0	1	1	0	0	0	0	0	0	0	0	.500		
1991	MILWAUKEE	.325	158	665	133	216	32	13	17	75	0	1	6	77	62	19	8	6	.399		
1992	MILWAUKEE	.320	158	609	89	195	36	7	12	89	4	11	3	73	66	31	6	2	.389		
1993	TORONTO	.332	160	636	121	211	37	5	22	111	1	8	3	77	71	22	4	3	.402		
1994	TORONTO	.341	115	454	86	155	30	4	14	75	0	5	1	55	48	20	0	0	.410		
1995	TORONTO	.270	130	525	63	142	31	2	15	60	3	4	5	61	57	12	0	0	.350		
1996	MINNESOTA	.341	161	660	99	225	41	8	9	113	0	9	3	56	72	18	6	1	.390		
1997	MINNESOTA	.305	135	538	63	164	32	4	10	89	2	12	0	45	73	11	4	1	.351		
1998	Salt Lake	.500	2	10	0	5	1	0	0	0	0	0	0	0	0	0	0	0	.500		
	MINNESOTA	.281	126	502	75	141	29	5	4	69	1	10	1	45	41	9	2	0	.335		
<b>Minor League Totals</b>		<b>.355</b>	<b>67</b>	<b>242</b>	<b>53</b>	<b>86</b>	<b>13</b>	<b>0</b>	<b>9</b>	<b>51</b>	<b>4</b>	<b>4</b>	<b>3</b>	<b>47</b>	<b>25</b>	<b>14</b>	<b>2</b>	<b>28</b>	<b>.459</b>		
<b>Major League Totals</b>				<b>.306</b>	<b>2683</b>	<b>10835</b>	<b>1782</b>	<b>3319</b>	<b>605</b>	<b>114</b>	<b>234</b>	<b>1307</b>	<b>75</b>	<b>109</b>	<b>47</b>	<b>1094</b>	<b>1244</b>	<b>504</b>	<b>131</b>	<b>208</b>	<b>.369</b>



### MOLITOR'S DIVISION SERIES RECORD

YEAR	OPPONENT	AVG	G	AB	R	H	2B	3B	HR	RBI	SH	SF	HB	BB	SO	SB	CS	E	OBP
1981	New York-AL	.250	5	20	2	5	0	0	1	1	1	0	0	2	5	0	0	0	.318

### MOLITOR'S LEAGUE CHAMPIONSHIP SERIES RECORD

YEAR	OPPONENT	AVG	G	AB	R	H	2B	3B	HR	RBI	SH	SF	HB	BB	SO	SB	CS	E	OBP
1982	California	.316	5	19	4	6	1	0	2	5	0	0	0	2	3	1	1	0	.381
1993	Chicago-AL	.391	6	23	7	9	2	1	1	5	0	0	1	3	3	0	0	0	.481
<b>League Championship Totals</b>		<b>.357</b>	<b>11</b>	<b>42</b>	<b>11</b>	<b>15</b>	<b>3</b>	<b>1</b>	<b>3</b>	<b>10</b>	<b>0</b>	<b>0</b>	<b>1</b>	<b>5</b>	<b>6</b>	<b>1</b>	<b>1</b>	<b>0</b>	<b>.438</b>

### MOLITOR'S WORLD SERIES RECORD

YEAR	OPPONENT	AVG	G	AB	R	H	2B	3B	HR	RBI	SH	SF	HB	BB	SO	SB	CS	E	OBP
1982	St. Louis	.355	7	31	5	11	0	0	0	3	0	0	0	2	4	1	1	0	.394
1993	Philadelphia	.500	6	24	10	12	2	2	2	8	0	0	1	3	0	1	0	0	.571
<b>World Series Totals</b>		<b>.418</b>	<b>13</b>	<b>55</b>	<b>15</b>	<b>23</b>	<b>2</b>	<b>2</b>	<b>2</b>	<b>11</b>	<b>0</b>	<b>0</b>	<b>1</b>	<b>5</b>	<b>4</b>	<b>2</b>	<b>1</b>	<b>0</b>	<b>.475</b>

### MOLITOR'S ALL-STAR GAME RECORD

YEAR	HOST	AVG	G	AB	R	H	2B	3B	HR	RBI	SH	SF	HB	BB	SO	SB	CS	E	OBP
1980	Los Angeles-NL	DID NOT PLAY																	
1985	Minnesota	.000	1	1	0	0	0	0	0	0	0	0	0	0	1	0	0	0	.000
1988	Cincinnati	.000	1	3	0	0	0	0	0	0	0	0	0	0	1	0	0	0	.000
1991	Toronto	.000	1	0	0	0	0	0	0	0	0	0	0	0	0	0	0	0	.000
1992	San Diego	.500	1	2	0	1	0	0	0	0	0	0	0	0	1	0	0	1	.500
1993	Baltimore	.000	1	1	0	0	0	0	0	0	0	0	0	1	0	0	0	0	.500
1994	Pittsburgh	.000	1	1	0	0	0	0	0	0	0	0	0	0	0	0	0	0	.000
<b>All-Star Game Totals</b>		<b>.125</b>	<b>6</b>	<b>8</b>	<b>0</b>	<b>1</b>	<b>0</b>	<b>0</b>	<b>0</b>	<b>0</b>	<b>0</b>	<b>0</b>	<b>0</b>	<b>1</b>	<b>3</b>	<b>0</b>	<b>0</b>	<b>1</b>	<b>.222</b>

### TWINS MANAGERS

MANAGERS	SEASONS	FINISHES	WON	LOST	PCT.
Cookie Lavagetto*	1961	9th	.25	.41	.379
Sam Mele*	1961-67	7th-2nd-3rd-6th-1st-2nd-6th	.522	.431	.548
Cal Ermer*	1967-68	2nd-7th	.145	.129	.529
Billy Martin*	1969	1st	.97	.65	.599
Bill Rigney*	1970-72	1st-5th-3rd	.208	.184	.531
Frank Quilici	1972-75	3rd-3rd-3rd-4th	.280	.287	.494
Gene Mauch*	1976-80	3rd-4th-4th-4th-4th	.378	.394	.490
Johnny Goryl	1980-81	3rd-6th	.34	.38	.472
Billy Gardner	1981-85	(7th-4th)-7th-5th-2nd-6th	.268	.353	.432
Ray Miller	1985-86	4th-7th	.109	.130	.456
Tom Kelly	1986-2001	6th-1st-2nd-5th-7th-1st-2nd-5th-4th-5th-4th-4th-4th-5th-2nd	.1140	.1244	.478
Ron Gardenhire	2002-14	1st-1st-1st-3rd-1st-3rd-2nd-1st-1st-5th-5th-4th-5th	.1068	.1039	.507
Paul Molitor	2015-17	2nd-5th-2nd	.227	.259	.467


\* - Deceased







# 41 GARVIN ALSTON



## PITCHING COACH

NAMED PITCHING COACH ON OCTOBER 26, 2017

B/T: R/R  
Born: 12/8/1971 in Mount Vernon, NY

Resides: Phoenix, AZ  
School: Mercy College/FL INTL University

**PERSONAL:** Garvin James Alston (pronounced ALL-stin)...wife, Natasha...son, Garvin Jr., and daughter, Jayla...Garvin Jr. is a left-handed pitcher at Arizona State University...attended Mercy College and Florida International University...graduated from Mount Vernon (NY) High School...cousin, Dell Alston, played four major league seasons with the Yankees (1977-78), As (1978) and Indians (1979-80).

**COACHING CAREER HIGHLIGHTS:** 2018 marks his 14th season coaching at the professional level and third at major league level...split 2017 between San Diego's organization and Oakland...was Arizona's bullpen coach in 2016 under Manager Chip Hale...spent majority of career in Oakland's organization.

**PLAYING CAREER:** Made six relief appearances for Colorado in 1996...made major league debut June 6 at Houston...earned lone major league win July 11 vs. Houston, pitching 0.2 scoreless innings...played eight minor league seasons between Colorado (1992-98), Los Angeles-NL (1999-2000) and Kansas City (2000)...pitched with Montreal in the Independent Canadian Baseball League in 2003.

**PROFESSIONAL:** Selected by Colorado in 10th round of 1992 First-Year Player Draft.

### PROFESSIONAL TIMELINE

2018-PRESENT	MINNESOTA PITCHING COACH
2017	OAKLAND BULLPEN COACH
2017	San Diego Pitching Rehab Coordinator
2016	ARIZONA BULLPEN COACH
2015	Oakland Minor League Pitching Coordinator
2009-14	Oakland Minor League Rehab Pitching Coordinator
2007-08	Single-A Stockton Pitching Coach
2005-06	Single-A Kane County Pitching Coach

### ALSTON'S PITCHING RECORD

YEAR	CLUB	W-L	ERA	G	GS	CG	SH	SV	IP	H	R	ER	HR	HB	BB	SO	WP	BK	BAA
1992	Bend	5-4	3.95	14	12	0	0	0	73.0	71	40	32	1	9	29	73	7	8	--
1993	Central Valley	5-9	5.46	25	24	1	0	0	117.0	124	81	71	11	8	70	90	10	2	--
1994	New Haven	0-0	12.46	4	0	0	0	1	4.1	5	6	6	1	0	3	8	0	0	--
	Central Valley	5-9	3.62	37	13	0	0	8	87.0	91	51	35	9	6	42	83	5	2	--
1995	New Haven	4-4	2.84	47	0	0	0	6	66.2	47	24	21	1	3	26	73	4	0	--
1996	COLORADO	1-0	9.00	6	0	0	0	0	6.0	9	6	6	1	1	3	5	1	0	.375
	Colorado Springs	1-4	5.77	35	0	0	0	14	34.1	47	23	22	3	1	27	36	2	0	--
1998	Colorado Springs	2-4	6.45	44	0	0	0	5	67.0	85	53	48	12	1	32	69	2	2	--
1999	Albuquerque	1-2	5.06	5	0	0	0	0	10.2	12	6	6	1	1	4	5	1	0	--
2000	Albuquerque	2-0	3.96	10	0	0	0	0	25.0	23	12	11	2	2	12	19	3	0	--
	Wichita	3-2	6.46	18	0	0	0	0	30.2	30	23	22	5	5	9	24	3	0	--
2003	Montreal	0-3	3.07	8	6	0	0	0	29.1	29	21	10	3	0	10	24	2	1	--
<b>Minor League Totals</b>		<b>28-38</b>	<b>4.78</b>	<b>239</b>	<b>49</b>	<b>1</b>	<b>0</b>	<b>34</b>	<b>515.2</b>	<b>535</b>	<b>319</b>	<b>274</b>	<b>46</b>	<b>36</b>	<b>254</b>	<b>480</b>	<b>37</b>	<b>14</b>	<b>--</b>
<b>Major League Totals</b>		<b>29-41</b>	<b>9.00</b>	<b>6</b>	<b>0</b>	<b>0</b>	<b>0</b>	<b>0</b>	<b>6.0</b>	<b>9</b>	<b>6</b>	<b>6</b>	<b>1</b>	<b>1</b>	<b>3</b>	<b>5</b>	<b>1</b>	<b>0</b>	<b>.375</b>

### TWINS 2018 TOP PROSPECTS

#### BASEBALL AMERICA

- Royce Lewis
- Wander Javier
- Alex Kirilloff
- Stephen Gonsalves
- Brusdar Graterol
- Fernando Romero
- Brent Rooker
- Nick Gordon
- Blayne Enlow
- Tyler Jay

#### MLB.COM

- Royce Lewis
- Nick Gordon
- Stephen Gonsalves
- Fernando Romero
- Wander Javier
- Alex Kirilloff
- Felix Jorge
- Tyler Jay
- Kohl Stewart
- Lewin Diaz

#### BASEBALL PROSPECTUS

- Royce Lewis
- Nick Gordon
- Fernando Romero
- Stephen Gonsalves
- Wander Javier
- Brusdar Graterol
- Akil Baddoo
- LaMonte Wade
- Brent Rooker
- Blayne Enlow





# 13 GENE GLYNN



## THIRD BASE COACH

NAMED THIRD BASE COACH ON NOVEMBER 12, 2014

B/T: R/R  
Born: 9/22/1956 in Waseca, MN

Resides: Waseca, MN  
School: Minnesota State University-Mankato

**PERSONAL:** Eugene Patrick Glynn...wife Julie, sons Gino and Christopher...graduated from Waseca (MN) High School in 1975 where he was an All-American in both basketball and baseball and was named the first ever "Mr. Basketball" in the state of Minnesota...attended Minnesota State University-Mankato from 1975-79 where he played baseball and basketball...participates annually in Twins Winter Caravan.

**COACHING CAREER HIGHLIGHTS:** 2018 marks 26th season as professional coach... named Twins third base coach November 12, 2014...made major league coaching debut as Rockies first base coach in 1994...won division title as manager for Single-A South Bend in 1992...named Northwest League Manager of the Year in 1990 with Single-A Spokane after team went 49-27 and won a league championship...made coaching debut in Montreal system as a player/coach for Triple-A Indianapolis.

**PLAYING CAREER:** Played seven seasons in the minor leagues from 1979-85 in Montreal's system, hitting .230 (308-for-1340) with 48 doubles, 11 triples, seven home runs, 137 RBI and 244 runs scored in 525 games...played third base, second base and shortstop.

**PROFESSIONAL:** Signed by Montreal as an undrafted free agent in 1979.

### PROFESSIONAL TIMELINE

2015-PRESENT	MINNESOTA THIRD BASE COACH
2012-14	Triple-A Rochester Manager
2007-11	Pro Scout for Tampa Bay Rays
2003-06	SAN FRANCISCO THIRD BASE COACH
2000-02	CHICAGO-NL FIRST BASE COACH
1999	MONTREAL FIRST BASE COACH
1996-98	COLORADO THIRD BASE COACH
1995	Colorado Minor League Field Coordinator
1994	COLORADO FIRST BASE COACH
1993	Colorado Minor League Field Coordinator
1992	Single-A South Bend Manager
1990-91	Single-A Spokane Manager
1985-89	Coach/Mgr in Montreal system at various levels


### GLYNN'S PLAYING RECORD

YEAR	CLUB	AVG	G	AB	R	H	2B	3B	HR	RBI	SH	SF	HB	BB	SO	SB	CS	E	OBP
1979	Jamestown	.293	64	208	71	61	16	3	2	36	0	5	4	70	34	26	1	4	.470
1980	West Palm Beach	.216	109	291	50	63	10	1	1	23	3	2	2	64	49	17	12	28	.359
1981	Memphis	.210	113	276	46	58	3	2	2	23	2	2	0	45	36	11	9	27	.319
1982	Memphis	.240	96	300	50	72	12	2	2	25	15	1	4	45	36	16	10	27	.346
	Wichita	.263	10	19	4	5	0	1	0	3	0	0	0	1	4	0	0	1	.300
1983	Memphis	.125	7	24	0	3	0	0	0	1	0	0	0	3	2	0	2	0	.222
	Wichita	.198	61	111	14	22	3	2	0	17	2	1	1	11	11	5	0	5	.274
1984	Jacksonville	.000	6	2	0	0	0	0	0	1	0	0	0	2	0	0	0	0	.500
	Indianapolis	.212	56	104	9	22	4	0	0	8	5	0	0	13	14	0	4	6	.299
1985	Indianapolis	.400	3	5	0	2	0	0	0	0	0	0	0	1	0	0	0	0	.400
<b>Minor League Totals</b>		<b>.230</b>	<b>525</b>	<b>1340</b>	<b>244</b>	<b>308</b>	<b>48</b>	<b>11</b>	<b>7</b>	<b>137</b>	<b>27</b>	<b>11</b>	<b>11</b>	<b>254</b>	<b>187</b>	<b>75</b>	<b>38</b>	<b>98</b>	<b>.355</b>

### GLYNN'S RECORD AS MANAGER

YEAR	CLUB	LEAGUE	POSITION	WON	LOST	PCT.
1986	Jacksonville	New York-Penn	4th	30	46	.395
1987	Jacksonville	New York-Penn	2nd	44	33	.571
1990	Spokane	Northwest	1st Northwest League Champions	49	27	.645
1991	Spokane	Northwest	4th	24	52	.316
1992	Bend	Northwest	1st Northwest League Champions	43	33	.566
2012	Rochester	International	4th	72	72	.500
2013	Rochester	International	2nd	77	67	.535
2014	Rochester	International	4th	77	67	.535
<b>Minor League Totals</b>				<b>416</b>	<b>397</b>	<b>.512</b>





# 18 EDDIE GUARDADO

NAMED BULLPEN COACH ON NOVEMBER 25, 2014

## BULLPEN COACH

B/T: R/L  
Born: 10/2/1970 in Stockton, CA

Resides: Tusin, CA  
School: San Joaquin Delta College

**PERSONAL:** Edward Adrian Guardado...nicknamed "Everyday Eddie" during playing days...wife, Lisa (Limbaugh)...sons, Niko (12/24/96) and Jakob (2/26/02), and daughter, Ava Rose (5/17/05)...1989 graduate of Franklin (CA) High School, where he played baseball and football...as a senior was all-area and Most Valuable Player of his league in baseball and MVP of the football team...attended San Joaquin Delta (CA) Junior College...brother Danny was an infielder at Lewis & Clark College...was the MVP of his Babe Ruth team in 1985 and American Legion team in 1989...hosts an annual Stars & Strikes celebrity bowling tournament near his home in southern California to benefit autistic children and their families.

**COACHING CAREER:** 2018 marks fourth season as a major league coach, all as Twins bullpen coach after being hired to that role in November of 2014...spent time previously as special instructor at Twins spring training.

**PLAYING CAREER:** Played 17 seasons with Minnesota, Seattle, Cincinnati and Texas...inducted into Twins Hall of Fame in 2013...named one of "50 Greatest Twins" in 2010...played 12 seasons for Twins from 1993-2003 and again in 2008, going 37-48, 4.53 ERA (704.2 IP, 355 ER) in 648 career games, the most in club history...ranks fourth on Twins all-time list in saves (116)...Twins all-time leader in relief innings (579.0)...led AL in appearances (83) in 1996 and led AL in saves (45) in 2002...named to AL All-Star team in 2002 and '03...ranks 23rd on baseball's all-time list in games (908)...his 83 appearances in 1996 rank second on Twins all-time single-season list and 79 appearances in 1998 are tied for fourth.

**PROFESSIONAL:** Selected by Twins in 21st round of 1990 First-Year Player Draft; signed by scout Kevin Murphy.

### GUARDADO'S PLAYING RECORD

YEAR	CLUB	W-L	ERA	G	GS	CG	SH	SV	IP	H	R	ER	HR	HB	BB	SO	WP	BK	BAA	
1991	Elizabethton	8-4	1.86	14	13	3	1	0	92.0	67	30	19	5	2	31	106	6	2	.199	
1992	Kenosha	5-10	4.37	18	18	2	1	0	101.0	106	57	49	5	4	30	103	2	7	.274	
	Visalia	7-0	1.64	7	7	1	1	0	49.1	47	13	9	1	0	10	39	0	1	.258	
1993	Nashville	4-0	1.24	10	10	2	2	0	65.1	53	10	9	1	2	10	57	2	0	.221	
	MINNESOTA	3-8	6.18	19	16	0	0	0	94.2	123	68	65	13	1	36	46	0	0	.319	
1994	Salt Lake	12-7	4.83	24	24	2	0	0	151.0	171	90	81	23	2	51	87	3	1	.290	
	MINNESOTA	0-2	8.47	4	4	0	0	0	17.0	26	16	16	3	0	4	8	0	0	.351	
1995	MINNESOTA	4-9	5.12	51	5	0	0	2	91.1	99	54	52	13	0	45	71	5	1	.280	
1996	MINNESOTA	6-5	5.25	83	0	0	0	4	73.2	61	45	43	12	3	33	74	3	0	.228	
1997	MINNESOTA	0-4	3.91	69	0	0	0	1	46.0	45	23	20	7	2	17	54	2	0	.251	
1998	MINNESOTA	3-1	4.52	79	0	0	0	0	65.2	66	34	33	10	0	28	53	2	0	.265	
1999	MINNESOTA	2-5	4.50	63	0	0	0	2	48.0	37	24	24	6	2	25	50	0	0	.222	
	New Britain	0-0	1.93	3	0	0	0	0	4.2	3	1	1	0	0	0	5	0	0	.176	
2000	MINNESOTA	7-4	3.94	70	0	0	0	9	61.2	55	27	27	14	1	25	52	1	1	.238	
2001	MINNESOTA	7-1	3.51	67	0	0	0	12	66.2	47	27	26	5	1	23	67	4	0	.197	
2002	MINNESOTA	1-3	2.93	68	0	0	0	45	67.2	53	22	22	9	1	18	70	0	0	.215	
2003	MINNESOTA	3-5	2.89	66	0	0	0	41	65.1	50	22	21	7	0	14	60	5	0	.207	
2004	SEATTLE	2-2	2.78	41	0	0	0	18	45.1	31	14	14	8	1	14	45	0	0	.194	
2005	SEATTLE	2-3	2.72	58	0	0	0	36	56.1	52	23	17	7	0	15	48	1	0	.239	
2006	SEATTLE	1-3	5.48	28	0	0	0	5	23.0	29	14	14	8	0	11	22	0	0	.309	
	CINCINNATI	0-0	1.29	15	0	0	0	8	14.0	15	5	2	2	1	2	17	0	0	.278	
2007	Dayton	0-0	0.00	3	0	0	0	1	3.0	2	0	0	0	0	0	3	0	0	.182	
	Louisville	0-0	4.50	9	0	0	0	0	8.0	11	4	4	2	0	4	3	0	0	.335	
	CINCINNATI	0-0	7.24	15	0	0	0	0	13.2	16	11	11	2	1	4	8	0	0	.286	
2008	TEXAS	3-3	3.65	55	0	0	0	4	49.1	38	20	20	3	0	17	28	1	0	.220	
	MINNESOTA	1-1	7.71	9	0	0	0	0	7.0	12	6	6	1	0	2	5	0	0	.387	
2009	TEXAS	1-2	4.46	48	0	0	0	0	38.1	39	21	19	8	2	15	20	1	0	.267	
	Minor League Totals	36-21	3.26	88	72	10	5	1	474.1	460	205	172	37	10	136	403	13	11	.256	
	American League Totals	46-61	4.31	223	878	25	0	179	917.0	864	460	439	134	14	342	773	25	2	.250	
	National League Totals	0-0	4.23	30	0	0	0	0	8	27.2	31	16	13	4	2	6	25	0	0	.282
	Major League Totals	46-61	4.31	908	25	0	0	187	944.2	894	476	452	138	16	348	798	25	2	.251	





# 63 RUDY HERNANDEZ

## ASST. HITTING COACH

NAMED ASSISTANT HITTING COACH ON NOVEMBER 12, 2014

B/T: R/R  
Born: 4/9/1965 in Turmero, Aragua, VZ

Resides: Maracay, VZ

**PERSONAL:** Rodolfo Jesus Hernandez...wife, Andrea...son, Bryan...resides in Maracay, VZ.

**COACHING CAREER HIGHLIGHTS:** 2018 marks his 18th season in Twins organization...in 2017, the club scored 815 runs, the fourth most in club history; they hit 206 home runs, the third most in club history...in 2017, Twins hitters ranked third in the AL in walks (593) and fourth in runs scored (815) and on-base percentage (.334)...named Twins assistant hitting coach November 12, 2014...named Appalachian League Manager of the Year after 41-22 first place finish in 2001...managed San Joaquin in Venezuelan Summer League in 2000...managed Aragua in Venezuelan Winter League in 1999 and 2000...has career minor league managerial record of 139-102 (.577).

**PLAYING CAREER:** Played five seasons in New York Mets system (1987-91), hitting .250 (410-for-1637) with 55 doubles, 14 triples, three home runs and 156 RBI in 493 games...played second base and third base...played three years of summer ball in Venezuela, 1993-96...played in Mexican League in 1992.

**PROFESSIONAL:** Signed by New York-NL as an undrafted free agent in 1986.

### PROFESSIONAL TIMELINE

2015-PRESENT.....	MINNESOTA ASSISTANT HITTING COACH
2013-14.....	GCL Twins Coach
2012.....	Double-A New Britain Coach
2011.....	GCL Twins Coach
2010.....	Double-A New Britain Coach
2009.....	GCL Twins Coach
2005-08.....	Single-A Beloit Coach
2004.....	Single-A Quad City Coach
2002-03.....	GCL Twins Manager
2001.....	Rookie-Elizabethton Manager
1996-2000.....	Instructor at Twins Venezuelan Academy

### HERNANDEZ'S PLAYING RECORD

YEAR	CLUB	AVG	G	AB	R	H	2B	3B	HR	RBI	SH	SF	HB	BB	SO	SB	CS	E	OBP
1987	Kingsport	.264	66	216	33	57	10	1	2	27	4	2	1	31	41	8	3	22	.356
1988	Kingsport	.296	72	284	52	84	14	3	1	54	3	0	2	44	38	15	7	18	.394
1989	St. Lucie	.250	115	348	49	87	8	5	0	23	11	2	2	22	50	14	10	16	.297
1990	Jackson	.242	123	443	63	107	14	5	0	30	7	4	3	41	61	32	16	13	.308
1991	Williamsport	.217	117	346	38	75	9	0	0	22	6	2	0	67	69	25	14	21	.342
<b>Minor League Totals</b>		<b>.250</b>	<b>493</b>	<b>1637</b>	<b>235</b>	<b>410</b>	<b>55</b>	<b>14</b>	<b>3</b>	<b>156</b>	<b>31</b>	<b>10</b>	<b>8</b>	<b>205</b>	<b>259</b>	<b>94</b>	<b>50</b>	<b>90</b>	<b>.335</b>

### HERNANDEZ'S RECORD AS MANAGER

YEAR	CLUB	LEAGUE	POSITION	WON	LOST	PCT.
2000	San Joaquin	Venezuelan Summer	2nd in division	35	24	.593
2001	Elizabethton	Appalachian	1st in division	41	22	.651
2002	GCL Twins	Gulf Coast	2nd in division	35	25	.583
2003	GCL Twins	Gulf Coast	3rd in division	28	31	.475
<b>Minor League Totals</b>				<b>139</b>	<b>102</b>	<b>.577</b>

### SAVES RULE

**Credit a pitcher with a save when he meets all three of the following conditions:**

- (1) He is the finishing pitcher in a game won by his club; and
- (2) He is not the winning pitcher; and
- (3) He qualifies under one of the following conditions:
  - (a) He enters the game with a lead of no more than three runs and pitches for at least one inning; or
  - (b) He enters the game with the potential tying run either on base, at bat or on deck; or
  - (c) He pitches effectively for at least three innings.

No more than one save may be credited in each game.

It is considered a "blown save" when a pitcher who has entered a game in a save situation departs with the save situation no longer in effect because he has given up the lead. If the save situation still exists when he leaves the game, he is not charged with a save opportunity. And, if he has not given up the lead when he leaves the game, even though the save situation may no longer exist, he is not charged with a save opportunity.





# 31 JEFF PICKLER



**ML COACH / COORD. OF ML DEVELOPMENT**

**NAMED MAJOR LEAGUE COACH / COORDINATOR OF MAJOR LEAGUE DEVELOPMENT ON 12/21/16**

**B/T:** L/R  
**Born:** 1/6/1976 in Garden Grove, CA

**Resides:** Chandler, AZ  
**School:** University of Tennessee

**PERSONAL:** Jeff Blaine Pickler...wife, Erica...1994 graduate of Foothill High School (CA)...attended the University of Tennessee from 1995-98, earning his Bachelor of Science degree in Business Administration with an emphasis in Marketing; graduated magna cum laude and was named Scholar Athlete of the Year in 1998...attended National University from 2006-08, earning a Master's degree in Teaching and Learning.

**COACHING CAREER HIGHLIGHTS:** 2018 marks second season coaching at the professional level...as Major League Coach and Coordinator of Major League Development, he oversees outfield instruction, advises all coaches and players on game preparation and strategy, and coordinates communication between the major leagues and player development.

**PLAYING CAREER:** Played eight seasons in the minor leagues; played in Brewers (1998-2001), Rangers (2002-04) and Rockies (2005) organizations...hit .299 (1023-for-3421) with 165 doubles, 23 triples, 15 home runs, 361 RBI and 525 runs scored in 904 career minor league games.

**PROFESSIONAL:** Selected by Milwaukee in 11th round of the 1998 First-Year Player Draft.

## PROFESSIONAL TIMELINE

**2017-PRESENT**.....MINNESOTA MAJOR LEAGUE COACH  
**2015-16**.... Los Angeles-NL Special Assistant, Player Development  
**2010, 2012-14**...San Diego Pro Scout/Special Assignment Scout  
**2011**.....Los Angeles-AL Minor League Infield Coordinator  
**2009**.....University of Arizona Assistant Coach  
**2006-08**..... Arizona Advance Scout and Special Assistant

## PICKLER'S PLAYING RECORD

YEAR	CLUB	AVG	G	AB	R	H	2B	3B	HR	RBI	SH	SF	HB	BB	SO	SB	CS	OBP	OPS
1998	Ogden	.364	71	280	55	102	22	0	4	49	4	2	2	39	25	20	8	443	.928
1999	Stockton	.338	80	311	40	105	14	3	1	42	1	1	0	23	29	7	6	382	.794
	Huntsville	.279	51	183	20	51	8	1	1	23	2	2	0	15	25	9	4	330	.680
2000	Huntsville	.303	71	254	34	77	11	0	0	26	4	2	1	30	28	15	12	376	.723
	Indianapolis	.307	56	189	34	58	6	1	1	20	1	0	1	24	27	14	3	388	.753
2001	Huntsville	.287	134	523	74	150	17	2	0	32	6	2	1	60	51	34	14	360	.687
2002	Tulsa	.167	6	24	2	4	0	0	0	0	0	0	0	2	3	1	0	231	.397
	Oklahoma	.299	96	394	62	118	19	0	0	32	5	2	1	54	44	17	8	384	.731
2003	Oklahoma	.222	125	486	68	108	20	5	2	36	10	3	3	64	74	32	5	315	.611
2004	Oklahoma	.311	86	354	64	110	22	5	1	51	1	2	0	34	49	15	3	369	.779
2005	Colorado Springs	.331	128	423	72	140	26	6	5	50	6	4	1	41	46	16	6	388	.844
<b>Minor League Totals</b>		<b>.299</b>	<b>904</b>	<b>3421</b>	<b>525</b>	<b>1023</b>	<b>165</b>	<b>23</b>	<b>15</b>	<b>361</b>	<b>40</b>	<b>20</b>	<b>10</b>	<b>386</b>	<b>401</b>	<b>180</b>	<b>69</b>	<b>.370</b>	<b>.744</b>







# 33 JAMES ROWSON



## HITTING COACH

NAMED HITTING COACH ON DECEMBER 2, 2016

B/T: R/R  
Born: 9/12/1976 in Mount Vernon, NY

Resides: Spring Hill, FL  
School: Mount St. Michael High School (Bronx, NY)

**PERSONAL:** James Frank Rowson...wife, Maria...children, Katoria, Kiana and Gabriella...1994 graduate of Mount St. Michael High School (Bronx, NY).

**COACHING CAREER HIGHLIGHTS:** 2018 marks his 17th season coaching at the professional level...under his first year as Twins hitting coach, the club scored 815 runs, the fourth most in club history; they hit 206 home runs, the third most in club history...in 2017, Twins hitters ranked third in the AL in walks (593) and fourth in runs scored (815) and on-base percentage (.334)...hired as Twins hitting coach December 2, 2016.

**PLAYING CAREER:** Spent three minor league seasons in the Seattle (1995-96) and New York-AL (1997) organizations before playing for Cook County in the Independent Heartland League in 1998...hit .204 (111-for-544) with 26 doubles, seven triples, nine home runs, 60 RBI, 73 runs scored and 23 stolen bases in 178 career professional games.

**PROFESSIONAL:** Selected by Seattle in ninth round of 1994 First-Year Player Draft.

### PROFESSIONAL TIMELINE

2017-PRESENT	MINNESOTA HITTING COACH
2014-16	New York-AL Minor League Hitting Coordinator
2012-13	CHICAGO-NL HITTING COACH
2012	Chicago-NL Minor League Hitting Coordinator
2008-11	New York-AL Minor League Hitting Coordinator
2006-07	Single-A Tampa Hitting Coach
2004-05	Single-A Rancho Cucamonga Hitting Coach
2003	Single-A Cedar Rapids Hitting Coach
2002	Rookie-Provo Hitting Coach

### ROWSON'S PLAYING RECORD

YEAR	CLUB	AVG	G	AB	R	H	2B	3B	HR	RBI	SH	SF	HB	BB	SO	SB	CS	OBP	OPS
1995	AZL Mariners	.189	30	106	9	20	6	1	0	9	1	1	3	6	38	9	2	.250	.514
1996	Everett	.221	53	181	30	40	9	2	4	24	0	1	3	26	68	4	2	.327	.686
1997	Oneonta	.195	12	41	8	8	2	2	0	4	0	0	0	4	17	1	0	.267	.608
	Greensboro	.286	8	21	1	6	1	0	0	2	1	0	0	5	8	0	0	.423	.756
	Tampa	.060	25	50	2	3	2	0	0	4	1	0	1	4	29	2	1	.145	.245
1998	Cook County (Ind.)	.234	50	145	23	34	6	2	5	17	0	2	0	11	41	7	2	.285	.692
	Independent League Totals	.234	50	145	23	34	6	2	5	17	0	2	0	11	41	7	2	.285	.692
	Minor League Totals	.193	128	399	50	77	20	5	4	43	3	2	7	45	160	16	5	.285	.583

### TWINS COACHES

Allen, Neil.....2015-17	Liddle, Steve.....2002-12	Rodgers, Bob.....1970-74
<b>Alston, Garvin.....2018</b>	*Lopat, Ed.....1961	*Rowe, Ralph.....1972-75
Anderson, Rick.....2002-14	*Lyons, Eddie.....1976	<b>Rowson, James.....2017-18</b>
*Baker, Floyd.....1961-64	*Maltzberger, Gordon.....1962-64	*Sain, John.....1965-66
Brunansky, Tom.....2013-16	*Martin, Billy.....1965-68	Shellenback, Jim.....1983
*Case, George.....1968	*McCullough, Clyde.....1961	<b>Shelton, Derek.....2018</b>
*Crossetti, Frank.....1970-71	*McMahon, Don.....1976-77	Silvera, Charlie.....1969
Crowley, Terry.....1991-98	*Mele, Sam.....1961	Stange, Lee.....1975
Cuellar, Bobby.....2013-14	Molitor, Paul.....2000-01, 14	Steinbach, Terry.....2013-14
Davis, Butch.....2015-16	*Morgan, Vern.....1969-75	Stelmaszek, Rick.....1981-2012
Fitzgerald, Ed.....1962-64	Naragon, Hal.....1963-66	*Strickland, George.....1962
*Fowler, Art.....1969	Newman, Al.....2002-05	<b>Smith, Jeff.....2017-18</b>
Gardenhire, Ron.....1991-2001	Nossek, Joe.....1976	Such, Dick.....1985-2001
Gardner, Billy.....1981	Oldis, Bob.....1968	Tenwilliger, Wayne.....1986-94
<b>Glynn, Gene.....2015-18</b>	Oliva, Tony.....1976-78, 85-91	Ullger, Scott.....1995-2014
Goryl, John.....1968-69, 79-80	Pascual, Camilo.....1978-80	Vavra, Joe.....2006-17
*Grisson, Marv.....1970-71	<b>Pickler, Jeff.....2017-18</b>	White, Jerry.....1989, 95, 99-2012
<b>Guardado, Eddie.....2015-18</b>	*Podres, Johnny.....1981-85	Worthington, Al.....1972-73
<b>Hernandez, Rudy.....2015-18</b>	Quilici, Frank.....1971-72	*Wynn, Early.....1967-69
Kelly, Tom.....1983-86	Randall, Bobby.....1980	*Zimmerman, Jerry.....1967, 76-80
*Kuehl, Karl.....1977-82	Renick, Rick.....1987-90	(* - deceased)
*Lemon, Jim.....1965-67, 81-84	*Robertson, Sherry.....1970	





# 9 DEREK SHELTON

## BENCH COACH

NAMED BENCH COACH ON NOVEMBER 6, 2017

B/T: R/R  
Born: 7/30/1970 in Carbondale, IL

Resides: St. Pete Beach, FL  
School: Southern Illinois University

**PERSONAL:** Derek Lee Shelton...wife, Alison...three children, Jackson, Isabella and Gianna...father, Ron, was a left-handed pitcher for Bluefield (Baltimore) in Appalachian League from 1966-67...attended Warren Township High School; his number 8 is currently retired...graduated from Southern Illinois University with a degree in criminal justice...caught four seasons from 1989-92...as a junior, led the Missouri Valley Conference by throwing out 43% of opposing base stealers...named to All-Missouri Valley Conference Academic Team as junior in 1991...serves as a spokesman for Speed Hitter, a batting practice aid for players of all ages...along with wife Alison, ran a mystery ball event while with the Rays and raised over \$200,000 for Johns Hopkins All Children's Hospital in St. Petersburg, FL.

**COACHING CAREER HIGHLIGHTS:** 2018 marks 14th season as a coach in some capacity at the major league level, first as Twins bench coach...remains longest tenured hitting coach in Tampa Bay's history, having spent seven seasons as hitting coach under Joe Maddon...replaced Hall of Famer Eddie Murray as Cleveland's hitting coach in 2005...in first full season with Indians in 2006, the club finished second in baseball in runs scored (860)...over his five-year tenure with Cleveland, they ranked fifth in baseball in runs scored, third in OBP and sixth in SLG...served as hitting coach for MLB All-Star team that played in five games against Chinese Taipei national team in Taiwan in November of 2011.

**PLAYING CAREER:** Played two seasons as a catcher in New York-AL's organization from 1992-93, combining to hit .341 in 46 games, including a .382 batting average for Rookie-Oneonta in 1992...underwent elbow surgery after 1993 season, ending playing career.

### PROFESSIONAL TIMELINE

2018-PRESENT	MINNESOTA BENCH COACH
2017	TORONTO QUALITY CONTROL COACH
2010-16	TAMPA BAY HITTING COACH
2005-09	CLEVELAND HITTING COACH
2003-05	Cleveland Minor League Hitting Coordinator
2002	Single-A Staten Island Manager
2000-01	GCL Yankees Manager
1999	Double-A Norwich Coach
1998	Single-A Tampa Coach
1997	GCL Yankees Coach

### SHELTON'S PLAYING RECORD

YEAR	CLUB	AVG	G	AB	R	H	2B	3B	HR	RBI	SH	SF	HB	BB	SO	SB	CS	E	OBP
1992	Oneonta	.382	23	68	4	26	4	0	0	13	3	1	1	13	15	0	0	1	.482
1993	Greensboro	.291	23	55	7	16	4	0	1	6	1	1	0	6	4	0	0	2	.355
<b>Minor League Totals</b>		<b>.341</b>	<b>46</b>	<b>123</b>	<b>11</b>	<b>42</b>	<b>8</b>	<b>0</b>	<b>1</b>	<b>19</b>	<b>4</b>	<b>2</b>	<b>1</b>	<b>19</b>	<b>19</b>	<b>0</b>	<b>0</b>	<b>3</b>	<b>.428</b>

### SHELTON'S RECORD AS MANAGER

YEAR	CLUB	LEAGUE	POSITION	WON	LOST	PCT.
2000	GCL Yankees	Gulf Coast League	1st	38	22	.633
2001	GCL Yankees	Gulf Coast League	1st	35	25	.583
2002	Staten Island	New York Penn	1st	48	26	.649
<b>Minor League Totals</b>				<b>121</b>	<b>73</b>	<b>.624</b>

### MAJOR LEAGUE ALL-TIME TEAM BATTING LEADERS

#### MAJOR LEAGUE BASEBALL HITTING RANKS SINCE THE MINNESOTA TWINS 1961 INCEPTION

#### AVERAGE

1. Colorado Rockies..... .275
2. Boston Red Sox..... .269
3. Kansas City Royals..... .265
4. **Minnesota Twins..... .264**
5. New York Yankees..... .264

#### HITS

1. Boston Red Sox..... 84,288
2. **Minnesota Twins..... 82,492**
3. New York Yankees..... 82,102
4. St. Louis Cardinals..... 81,888
5. Cleveland Indians..... 81,198

#### RUNS

1. Boston Red Sox..... 43,859
2. New York Yankees..... 43,036
3. Detroit Tigers..... 41,489
4. **Minnesota Twins..... 41,029**
5. Texas Rangers..... 40,943

#### DOUBLES

1. Boston Red Sox..... 16,622
2. **Minnesota Twins..... 14,947**
3. Cincinnati Reds..... 14,875
4. St. Louis Cardinals..... 14,644
5. Pittsburgh Pirates..... 14,632

#### ON-BASE PERCENTAGE

1. Colorado Rockies..... .340
2. Boston Red Sox..... .339
3. New York Yankees..... .335
4. **Minnesota Twins..... .329**
5. St. Louis Cardinals..... .329

#### TRIPLES

1. Pittsburgh Pirates..... 2,380
2. St. Louis Cardinals..... 2,250
3. Philadelphia Phillies..... 2,222
4. **Minnesota Twins..... 2,125**
5. Detroit Tigers..... 2,096





# 37 JEFF SMITH



## FIRST BASE COACH

NAMED FIRST BASE COACH ON DECEMBER 12, 2016

B/T: L/R  
Born: 6/17/1974 in Akron, OH

Resides: Naples, FL  
School: Stetson University

**PERSONAL:** Jeff Harold Smith...wife, Ronna...sons, Cooper and Cutter...makes off-season home in Naples, FL...1992 graduate of Naples (FL) High School...attended Stetson University from 1993-95.

**COACHING CAREER HIGHLIGHTS:** 2018 marks his 14th season coaching or managing at the professional level and second in the major leagues...hired as Twins first base coach December 21, 2016; also oversees catching instruction and baserunning...named FSL Manager of the Year in 2009 leading the Miracle to a record of 80-58.

**PLAYING CAREER:** Played nine seasons in the Twins (1996-2002), Texas (2003-04) and Boston (2003) organizations...played 503 career minor league games at catcher, 14 at first base and two in the outfield...hit .282 (600-for-2130) with 115 doubles, three triples, 44 home runs, 285 RBI and 242 runs scored in 658 career minor league games...playing career ended prior to 2005 season after a major left knee injury.

**PROFESSIONAL:** Selected by Minnesota in 20th round of 1994 First-Year Player Draft.

### PROFESSIONAL TIMELINE

2017-PRESENT.....	MINNESOTA FIRST BASE COACH
2015-16.....	Single-A Ft. Myers Manager
2010-14.....	Double-A New Britain Manager
2008-09.....	Single-A Ft. Myers Manager
2006-07.....	Single-A Beloit Manager
2005.....	GCL Twins Hitting Coach

### SMITH'S PLAYING RECORD

YEAR	CLUB	AVG	G	AB	R	H	2B	3B	HR	RBI	SH	SF	HB	BB	SO	SB	CS	E	OBP
1996	Ft. Wayne	.236	63	208	20	49	6	0	2	26	1	2	0	22	32	2	1	306	.599
1997	Ft. Myers	.281	49	121	17	34	5	0	4	26	0	6	0	12	18	0	2	331	.752
	New Britain	.222	5	18	1	4	1	0	0	3	0	0	0	2	4	0	0	300	.578
	Salt Lake	.250	7	12	2	3	2	0	0	2	0	0	0	1	3	0	0	308	.724
1998	Ft. Myers	.348	6	23	4	8	2	0	0	1	0	0	1	1	2	1	0	400	.835
	New Britain	.274	27	84	11	23	11	0	1	12	1	2	1	5	21	0	0	315	.756
	Salt Lake	.254	23	67	9	17	3	0	0	2	2	0	0	4	13	0	0	296	.594
1999	New Britain	.253	79	265	25	67	13	0	6	31	3	4	3	23	40	1	0	315	.685
	Salt Lake	.389	5	18	5	7	3	0	1	3	0	0	0	0	1	0	0	389	1.111
2000	New Britain	.386	37	140	23	54	13	1	5	30	0	0	0	7	17	1	1	415	1.015
	Salt Lake	.286	25	84	10	24	4	0	2	9	0	0	1	2	20	1	0	310	.715
2001	New Britain	.285	102	351	38	100	15	1	7	42	2	2	4	15	57	0	0	320	.713
2002	New Britain	.296	90	297	40	88	15	0	11	48	4	5	5	21	47	1	2	348	.805
	Edmonton	.074	10	27	0	2	1	0	0	2	2	0	0	3	8	0	0	167	.278
2003	Red Sox	.182	7	22	2	4	0	0	0	2	0	0	0	2	2	0	0	250	.432
	Frisco	.255	31	102	5	26	2	1	1	10	1	0	3	6	14	1	0	315	.639
	Portland	.286	10	35	4	10	2	0	1	5	0	0	0	1	8	0	0	306	.734
2004	Frisco	.330	69	221	23	73	15	0	3	28	1	1	2	20	32	0	0	389	.828
	Oklahoma	.200	13	35	3	7	2	0	0	3	1	0	1	4	4	0	0	300	.557
<b>Minor League Totals</b>		<b>.282</b>	<b>658</b>	<b>2130</b>	<b>242</b>	<b>600</b>	<b>115</b>	<b>3</b>	<b>44</b>	<b>285</b>	<b>18</b>	<b>22</b>	<b>21</b>	<b>151</b>	<b>343</b>	<b>8</b>	<b>6</b>	<b>332</b>	<b>.733</b>

### SMITH'S RECORD AS MANAGER

YEAR	CLUB	LEAGUE	POSITION	WON	LOST	PCT.
2006	Beloit	Midwest	4th	74	64	.536
2007	Beloit	Midwest	2nd	79	61	.584
2008	Ft. Myers	Florida State	1st	77	59	.566
2009	Ft. Myers	Florida State	1st	80	58	.580
2010	New Britain	Eastern	12th	44	98	.310
2011	New Britain	Eastern	7th	72	70	.507
2012	New Britain	Eastern	5th	75	67	.528
2013	New Britain	Eastern	10th	66	76	.465
2014	New Britain	Eastern	4th	73	69	.514
2015	Ft. Myers	Florida State	3rd	76	63	.547
2016	Ft. Myers	Florida State	3rd	78	61	.561
<b>Minor League Totals</b>				<b>794</b>	<b>746</b>	<b>.516</b>



# BASEBALL OPERATIONS STAFF



**DANIEL ADLER**  
DIRECTOR, BASEBALL OPERATIONS

Daniel Adler begins his first season with the Twins as Director of Baseball Operations. He is responsible for heading up the Baseball Research and Development efforts and is involved in all facets of Baseball Operations including arbitration, roster construction, athletic performance, player acquisition and player development.

Adler began his career in baseball interning with the Labor Relations Department of Major League Baseball during the summers of 2009 and 2011. After his experiences with MLB, Daniel worked for Boston Consulting Group, focusing on assessing the firm's internal analytic capabilities. In March of 2012, he was hired by the Jacksonville Jaguars of the NFL to launch and direct a newly created football Research and Development department, one of the first of its kind in the NFL.

Adler, a native of Cleveland, OH, earned his Bachelor of Arts in Economics, J.D. and MBA from Harvard University. Daniel lives in Minneapolis, MN.



**SEAN HARLIN**  
DIRECTOR, BASEBALL VIDEO AND TECHNOLOGY

Sean Harlin begins his 27th year with the Twins and fifth in his current role, a position he was named to in December of 2012. Harlin attended St. John's University in Collegeville, MN, where he received his BA in English.

In his role as Director of Major League Video, Harlin is responsible for selecting video and baseball data for coaching and scouting purposes for the major leagues as well as overseeing the Twins minor league video coaching program.

Harlin began his career with the Twins in 1992 as an office services assistant until joining the Twins media relations department, where he served as Manager of Media Relations from 1995-2005.

Sean, his wife, Andrea, and their son, Tadhg, reside in Eagan, MN.



**MIKE HERMAN**  
DIRECTOR, TEAM TRAVEL

Mike Herman begins his 20th season with the Twins and seventh as Director of Team Travel. He is responsible for planning and implementing the club's travel needs, including charter aircraft, ground transportation and hotel accommodations for the entire traveling party during spring training, the regular season and postseason.

Herman began his career with the Twins as a Media Relations Intern in 1999 before being hired full-time as a Media Relations Assistant at the start of the 2000 season. He also held the positions of Assistant Manager of Media Relations (2001-03) and Manager of Media and Player Relations (2004-06). He was named Director of Baseball Communications in 2007 and served in that role until being named to his current position in June of 2012.

After graduating from Hopkins High School, Herman attended St. Olaf College, where he played baseball and graduated in 1998 with a degree in Communications.

Mike, his wife, Brittany, and their sons, Cole and Chase, reside in Plymouth, MN.



**SEAN JOHNSON**  
DIRECTOR, AMATEUR SCOUTING

Johnson joined the Twins as an area scout in 2002, originally scouting Arizona, New Mexico, Utah, Wyoming and Colorado. In 2007, Sean was promoted to West Coast Supervisor, overseeing the amateur scouts on the west coast for the June First-Year Player Draft. In his role, Sean establishes the Minnesota Twins Amateur Scouting philosophies. Sean will be responsible for the strategic preparation of the Amateur Draft, and he will be charged with developing the 27-man amateur scouting staff.

Johnson was a catcher at Wichita State University from 1996-98 and received his BA in Exercise Science and Sport Administration in 1999. Following his playing career, he worked as the Director of Baseball Operations at Wichita State from 2000-01.



**BRAD STEIL**  
DIRECTOR, PROFESSIONAL SCOUTING

Brad Steil begins his 17th year in the Twins organization, and first as Director of Pro Scouting. He spent five seasons as Twins Director of Minor League Operations, after spending the previous five seasons as Director of Baseball Operations. Steil's duties include management of professional scouting staff, coordination of scouting philosophies, and assistance to Falvey and Levine with personnel decisions.

Steil was hired as the Administrative Assistant for Scouting in 2001 and was promoted to Baseball Operations Assistant in July of 2003. He was named Assistant Director of Baseball Operations in January of 2006 and was eventually promoted to Director of Baseball Operations in September of 2007.

Steil is a native of Litchfield, MN, and graduated magna cum laude from Concordia College (Moorhead) in 1999. He also attended the St. Thomas Graduate School of Business (1999-2000).

Brad and his wife, Megan, reside in Ham Lake, MN.



# BASEBALL OPERATIONS STAFF



**JEREMY ZOLL**  
DIRECTOR, MINOR LEAGUE OPERATIONS

Jeremy Zoll begins his first season with the Twins as Director of Minor League Operations. Zoll's professional experience began with a summer internship with the Reds in 2011, which was followed by a video internship in 2012 for Toronto's minor league affiliate in Vancouver. In 2013, he started working for the Los Angeles Angels of Anaheim, in which he coordinated the organization's efforts in advance scouting.

After working for the Angels for three years, Zoll began working for the Los Angeles Dodgers, serving as their Assistant Director of Player Development for two seasons. While with the Dodgers, he worked on a variety of organizational initiatives ranging from developmental player plans to experimental programs with the Research and Development department.

Zoll grew up in Ridgewood, NJ and earned his Bachelor of Arts in East Asian Studies with a minor in Economics from Haverford College while also catching and serving as a captain in his senior season for the Fords baseball team.



**MICHAEL CUDDYER**  
SPECIAL ASSISTANT, BASEBALL OPERATIONS

Michael Cuddyer joined the Twins front office on November 28. Cuddyer, 38, was drafted by the Twins in the first round of the 1997 First-Year Player Draft and played 15 seasons in the major leagues, including 11 seasons with the Twins from 2001-11. He also played three seasons in Colorado and one with New York-NL, winning the NL batting title for the Rockies with a .331 batting average in 2013.

Cuddyer's responsibilities include, but not are limited to, helping position player development by focusing on transition programs and teaching an understanding of major league expectations, environment, and culture. He also is involved in the amateur draft process and throughout the year as a resource for player acquisitions.

The former outfielder played a key role on six different Twins AL Central Division championship teams. The two-time All-Star (2011 with Twins and 2013 with Rockies) played 1,139 career games in a Twins uniform, hitting 141 home runs with 580 RBI. He ranks ninth on the Twins all-time list in doubles (239), 11th in RBI (580) and 12th in hits (1,106).



**LATROY HAWKINS**  
SPECIAL ASSISTANT, BASEBALL OPERATIONS

LaTroy Hawkins joined the Twins front office on November 28. Hawkins, 45, was drafted by the Twins in the seventh round of the 1991 First-Year Player Draft and played 21 seasons in the major leagues with 11 different teams.

Hawkins' responsibilities include, but are not limited to, contributing to the development of the organizational pitching philosophies used in the selection and development of all players. He contributes to the amateur scouting process and trade deadline preparation meetings. Additionally, Hawkins occasionally serves as analyst for Twins television broadcasts.

He pitched nine seasons in Minnesota from 1995-2003, appearing in 366 games. The Gary, Indiana native ranks 10th on baseball's all-time list in games, appearing in 1,042 over his 21-year career. He is one of 13 relievers in baseball history to record at least one save against all 30 teams and appeared in 60-plus games in 10 different seasons. He was a set-up man on two straight Twins AL Central Division Championship teams in 2002 and 2003, posting an ERA OF 2.13 in 65 games in '02 and 1.86 in 74 games in '03. In January of 2018, he was inducted into the Indiana High School Baseball Coaches Association Hall of Fame.



**TORII HUNTER**  
SPECIAL ASSISTANT, BASEBALL OPERATIONS

Torii Hunter joined the Twins front office on November 28. Hunter, 42, was drafted by the Twins in the first round of the 1993 First-Year Player Draft and played 19 seasons in the major leagues, including 12 for Minnesota from 1997-2007 and again in 2015. Additionally, he played five seasons in Los Angeles-AL and two in Detroit.

Hunter's responsibilities include, but are not limited to, emphasizing heavy focus on organizational culture and major league environment, and spending time with the major league team and baseball operations decision making staff. He also is involved with the amateur draft process, scouting, minor leagues and trade deadline preparation. Additionally,

Hunter occasionally serves as analyst for Twins television broadcasts.

He helped lead the Twins to three consecutive AL Central division titles in 2002, '03 and '04, then again in '06. In 2002, Hunter became the first Twin since Kirby Puckett (1995) to start an All-Star Game. He finished his Twins career playing in 1,373 games with 1,343 hits, 281 doubles, 26 triples, 214 home runs, 792 RBI, 739 runs scored, 354 walks and 128 stolen bases.

Hunter was a five-time All-Star with the Twins, Angels and Tigers, won nine Rawlings Gold Glove Awards and won two Louisville Slugger Silver Slugger Awards over his 19-year career. He completed his Twins career ranking fifth on the Twins all-time list in home runs, sixth in RBI and extra-base hits (521), and seventh in games, hits, doubles, runs and total bases (2,318). Additionally, he was named one of the "50 Greatest Twins" in 2010 and named to the "All-Metrodome" Team in 2009.



# BASEBALL OPERATIONS STAFF



**JUSTIN MORNEAU**  
SPECIAL ASSISTANT, BASEBALL OPERATIONS

Justin Morneau joined the Twins front office on January 17, 2018. Morneau, 36, was drafted by the Twins in the third round of the 1999 First-Year Player Draft and played 14 seasons in the major leagues, including 11 seasons with the Twins from 2003-13. He also played for Pittsburgh, Colorado and Chicago-AL from 2013-16.

The former first baseman played a key role on three different AL Central Division championship teams and won the American League Most Valuable Player Award in 2006. The four-time All-Star played 1,278 games in a Twins uniform, hitting .278 with 221 home runs and 860 RBI.

Morneau's responsibilities will include, but not are limited to, helping position player development by focusing on transition programs and teaching an understanding of major league expectations, environment, and culture. He will also be involved in the amateur draft process and throughout the year as a resource for player acquisitions. Additionally, Morneau occasionally serves as analyst for Twins television broadcasts.

Additionally, he will ultimately be responsible for serving as a resource for players and coaches in the mental and fundamental aspects of the game. In his role as Special Assistant, he will join Michael Cuddyer, Torii Hunter and LaTroy Hawkins by participating in Spring Training, instructional programs, and visit all minor league affiliates throughout the season. He will work alongside the Baseball Operations staff and uniform personnel to ensure development in player understanding of culture, talent evaluation and organizational vision. In addition, Morneau will play a part in supporting the Twins community efforts, being involved in charities and community work throughout Twins Territory.



**DERON JOHNSON**  
SENIOR ADVISOR, SCOUTING

Deron Johnson has been a member of the Twins organization since January of 1994. While working as the Northern California Area Scout, Johnson was promoted to West Coast Supervisor in October of 1998 and September 13, 2007 he was promoted to Director of Scouting for the Twins. In December of 2016, he was promoted to his current role of Senior Advisor of the Scouting department. In this position Deron scouts the best talent in the domestic and international, amateur markets. In addition, he will assist the Professional Scouting Department by undertaking targeted minor and major league scouting assignments.

Johnson was born and raised in Vallejo, CA, and graduated from St. Mary's College in Moraga, CA, with a BA in Liberal Arts in 1991. Prior to joining the Twins, Johnson played three minor league seasons as an outfielder in the Pittsburgh Pirates organization from 1988-1990. He served as the assistant baseball coach and recruiting coordinator for the University of San Francisco from 1992-1993. In addition, Johnson has provided coverage of minor league and major league teams and has been part of the Twins Advance Scouting team for the postseason over the past seven years.

Deron and his wife, Alecia, have four children, Ashley, Alexis, Deron Jr. and Dominique, and reside in Sacramento, CA.



**JOEL LEPEL**  
SENIOR ADVISOR, PLAYER DEVELOPMENT

Joel Lepel enters his 29th season in the Twins organization and first as Senior Advisor of Player Development, after spending the previous 12 as Minor League Field Coordinator. Lepel spent five seasons (2001-05) as the Twins Midwest Scouting Supervisor. Prior to that, he spent eight years as an area scout, covering North and South Dakota, Nebraska, Iowa, Wisconsin and Minnesota.

A native of Plato, MN, Lepel was signed as an 18th round draft choice by the Montreal Expos out of Mankato State University in 1980. He spent three seasons as a player in the Expos system before coaching at Western Kentucky University and Clemson University from 1983-88. Lepel came to the Twins organization in 1989, managing the Sarasota Twins (Rookie, Gulf Coast League) for two seasons and the Kenosha Twins (Single-A, Midwest League) in 1991, before becoming an area scout.

Joel and his wife, Elynn, reside in Ft. Myers, FL.



**BOB MCCLURE**  
SENIOR ADVISOR, PLAYER DEVELOPMENT

Bob McClure enters his first season with the Twins as Senior Advisor of Player Development after spending the previous five as pitching coach for the Philadelphia Phillies. 2018 will mark his 20th season working in professional baseball in some capacity. He served as a minor league pitching coach in the Colorado Rockies system from 1999-2005. Prior to his time with Philadelphia, he was a special assignment scout/instructor in the Red Sox organization before assuming Boston's pitching coach duties in 2012.

An Oakland, CA native, McClure was drafted by Kansas City in the third round of the secondary phase of the 1973 First-Year Player Draft out of College of San Mateo (CA). Pitched for parts of 19 seasons in the major leagues from 1975-93.

Bob and his wife, Shirley, reside in Stuart, FL and have four sons: Jake, Adam and twins Teddy and Brock.



# TWINS SUPPORT STAFF




## ROD MCCORMICK

### EQUIPMENT MANAGER

Rod McCormick begins his 25th season with the Twins, and 12th as the club's Equipment Manager. McCormick joined the Twins as a ball boy in 1994, and became the Home Clubhouse Assistant in 1998. He was named home Clubhouse Manager in April 2007.

A graduate of Minnetonka High School, McCormick attended the University of Minnesota from 1993-96. He oversees all the upkeep of team and personal player equipment and the movement of equipment on all road trips and spring training.

Rod, wife, Kristen, and twin sons, Charlie and Parker, reside in Minnetonka, MN.



## MARCUS MCKENZIE

### VISITING CLUBHOUSE MANAGER

Marcus McKenzie enters his eighth season with the Twins, and first as Visiting Clubhouse Manager. McKenzie joined the Twins as a clubhouse attendant in 2011 and became the Visiting Clubhouse Assistant in 2012. He was named the Visiting Clubhouse Manager in January of 2018.

A graduate of Minnetonka High School in 2003, McKenzie attended the University of New Orleans in 2004 to play baseball under former Twins outfielder Randy Bush. After one season, McKenzie transferred to the University of Minnesota to continue his baseball career and graduated in 2007 with a degree in Communications. After graduation McKenzie played four seasons of Independent Baseball before joining the Twins Organization in 2011. In 2012 McKenzie received his Master's Degree, in Organizational Management, from Concordia University in St. Paul where he had been helping his father run the baseball program. In 2017, McKenzie was named Associate Head Baseball Coach at Concordia St. Paul. McKenzie has also worked in the Visiting Clubhouse for the Minnesota Vikings since September of 2000. He oversees all the upkeep of visiting team needs and the movement of equipment in and out of Target Field.

Marcus and his wife, Katie, reside in Minnetonka, MN.



## NATE DAMMANN

### BULLPEN CATCHER

Nate Dammann begins his 12th season as bullpen catcher for the Twins. His responsibilities include preparing the field for batting practice, as well as catching pitchers in the bullpen prior to and during games. In addition, he assists Twins minor league coaches during Instructional League and has traveled to the Twins Academy in the Dominican Republic to coach minor league players each of the past four off-seasons.

Dammann is a 2004 graduate of Hamline University in St. Paul, with a degree in Secondary Education. He played four years of baseball for the Pipers and also played quarterback on their football team.

Nate, wife, Kate, and daughters, Ada and Avery, reside in St. Paul, MN.





# TWINS PERFORMANCE STAFF



## TONY LEO HEAD ATHLETIC TRAINER

Tony Leo begins his 22nd season with the Twins organization and first as Head Athletic Trainer, serving the previous his seven as Assistant Athletic Trainer. Leo attended Bowling Green State University, where he received his B.S. in Sports Management with an Athletic Training emphasis.

A native of Salem, OH, he began his career in 1997 with the GCL Twins. Leo was hired full time in 1998 and served as the Trainer for Rookie Elizabethton. He was promoted to Single-A Quad Cities, where he spent the 2000-01 seasons.

Leo was the Trainer for Double-A New Britain from 2002-04, and was named the 2003 Eastern League All-Star Trainer. In 2005, Leo was promoted to Triple-A Rochester and selected by MLB to work the Arizona Fall League. He served as the Triple-A Trainer from 2005-10 and selected as the Triple-A All-Star Game Trainer in 2009. Leo is also a Fellow of Applied Functional Science (FAFS) through the Gray Institute.

Tony, his wife, Jennifer, and their daughter, Olivia, live in Schaumburg, IL.



## MASAMICHI ABE ASSISTANT ATHLETIC TRAINER

Masamichi Abe begins his first season in the Twins organization as Assistant Athletic Trainer. Abe attended the University of Arkansas, where he received his M.S. in Biomechanics and his B.S. in Exercise Science.

He spent his previous seven seasons as an athletic trainer at some capacity in the Arizona Diamondbacks organization, spending 2016-17 with Triple-A Reno, 2014-15 with Double-A Mobile, 2013 with High-A Visalia, 2012 with Rookie-Missoula, and 2011 with the AZL Diamondbacks.

He also trained for the Japanese Team during the World Baseball Classic in 2017 and in the Arizona Fall League in 2013 and '14. He was named 2017 Pacific Coast League Athletic Trainer of the Year, a 2013 Professional Baseball Athletic Training Society Scholar and 2012 Athletic Trainer of the Year. Masa is from Nagoya, Japan.



## MATT BIANCUZZO ASSISTANT ATHLETIC TRAINER

Matt Biancuzzo begins his first season in the Twins organization as Assistant Athletic Trainer. Biancuzzo earned a Master's Degree in Sports Administration from Florida State University and a B.S. in Health Sciences and Athletic Training in 2010 from the University of Central Florida.

Biancuzzo came to the Twins with 12 years of experience in athletic training, most recently as a performance medicine therapist/athletic trainer for Cirque du Soleil from 2010-17. Prior to that, Biancuzzo served as an assistant athletic trainer for Georgia Southern University from 2008-10 and as a graduate assistant athletic trainer for Florida State University from 2006-08. In addition to his training experience, he also served as a strength and conditioning intern in 2009 for Cressey Performance and Jungle MMA and Fitness.

Matt resides in Las Vegas, NV.



## PERRY CASTELLANO STRENGTH AND CONDITIONING COORDINATOR

Perry Castellano begins his 19th season as a strength coach in professional baseball. 2018 marks his 12th season as the Director of Strength and Conditioning for the Twins. He spent five years as the Minor League Strength and Conditioning Coordinator for the Twins and two years with the Texas Rangers. His responsibilities include day-to-day instruction for the major league club, as well as developing and designing various programs throughout the entire organization.

Castellano, 58, was the 2010 recipient of the Nolan Ryan Award, given to the MLB Strength Coach of the year and was selected as the American League Strength and Conditioning Coach for the 2014 MLB All-Star Game at Target Field. Perry received a B.Sc. degree in Kinesiology from Pepperdine University and an M.A. degree in Management from National University in San Diego.

Perry, wife, Lori, and sons, Cory and Brady, reside in Cape Coral, FL.



## ERIK BEISER STRENGTH AND CONDITIONING ASSISTANT

Erik Beiser begins his ninth season in the Twins organization and first with the Twins as strength and conditioning assistant. Beiser earned his Master's Degree in Kinesiology with a concentration in Sports Performance from Louisiana Tech. He also earned his B.S. in Exercise Science and Health Promotion from Florida Atlantic University.

He previously served as strength and conditioning coach for Triple-A Rochester in 2012, Single-A Ft. Myers in 2011 and Rookie-Elizabethton in 2010. Prior to joining the Twins organization, he served in that same role for the

GCL Cardinals in 2009.

Erik, wife, Nicole, son Brody, and daughter, Brielle, reside in Ft. Myers, FL.





*Jack*  
**MORRIS**

**CLASS OF 2018**



*Jim*  
**THOME**






**PLAYERS**





# 16 EHIRE ADRIANZA



**INFIELDER**

H/W: 6-1/195      B/T: S/R  
 Opening Day Age: 28  
 Born: 8/21/1989 in Guarenas, Miranda, VZ  
 Resides: Guarenas, Miranda, VZ

Acquired: Claimed off waivers from MIL, 2/6/17  
 M.L. Service: 3 years, 131 days  
 Options Used: 3 of 3  
 Contract Status: Signed thru 2018

**PERSONAL:** Ehire Enrique Adrianza Palma (pronounced AY-ray ah-dree-AHN-zuh)...married his childhood sweetheart, Wielimar, in 2011...they have one daughter.

**2017:**

- ✦ Designated for assignment by San Francisco and claimed off waivers by Milwaukee January 31; designated by Milwaukee February 2 and claimed by Minnesota February 6.
- ✦ Began season on 10-day disabled list with a right oblique strain.
- ✦ Returned from rehab assignment and recalled from Triple-A Rochester May 5.
- ✦ Stole career-high three bases June 21 vs. Chicago-AL; most for Twins since Darin Mastroianni (3) July 5, 2012 at Detroit.
- ✦ Placed on 10-day disabled list with abdominal issues June 22; reinstated July 3.
- ✦ Tied career-high with three hits August 30 vs. Chicago-AL, including two triples and a career-high four RBI.
- ✦ Tied career-high with seven-game hitting streak June 21-July 21, hitting .409 (9-for-22) with six RBI during the streak.
- ✦ Hit .321 (18-for-56) as a right-handed hitter and .236 (25-for-106) as left-handed hitter.
- ✦ Played 29 games (23 starts) at shortstop, 17 games (9 starts) in leftfield, nine games (6 starts) at third base, nine games (3 starts) at second base and four games (1 start) at first base.
- ✦ Set single-season career-highs in games (70), hits (43), runs (30), doubles (9), triples (2), RBI (24) and walks (16).

**2016:** Placed on the 15-day disabled list April 15 with a fractured left foot...suffered the injury after fouling a ball off his back foot in the eighth inning on April 14 at Colorado...a second set of diagnostic tests revealed the fracture...transferred to the 60-day disabled list April 22, allowing the team to add Conor Gillaspie to the 40-man roster...reinstated from the 60-day disabled list August 2 after missing 95 games...went 5-for-18 (.278) with a double, four RBI and one walk as a pinch-hitter...made 10 starts for San Francisco (6 at shortstop, 3 at second base and 1 at third base).

**2015:** Split season between Triple-A Sacramento and San Francisco...hit .316 with 10 extra base hits and 15 RBI in 44 games with the River Cats...hit .186 in 52 games (31 starts) with the Giants...designated for assignment by the Giants April 5...cleared waivers and was outrighted to Triple-A April 11...spent first three months at Triple-A before having contract purchased June...stuck with Giants the rest of the season from June 30-Oct. 4, starting 31 games (13 at second, 16 at short, 1 at first, 1 at third)...played first base for the first time in his career on September 22 at San Diego...hit in the face with a groundball and stayed in the game, but was dizzy afterward; was diagnosed with a concussion the next day and missed the final 12 games of the season.

**2014:** Made first career Opening Day roster...missed most of the season with a right hamstring strain, which placed him on the disabled list on two different occasions, first from June 23-July 10 and then again from July 25-through the end of the season...on July 22 at Philadelphia he had seven at-bats in a game in which he didn't even start, which matched an all-time Giants franchise record with Art Fletcher, who didn't start but had seven at-bats on July 26, 1909 (Elias)...Adrianza entered the game at second base in the bottom of the second inning in place of Joe Panik, who suffered a sprained right ankle in the first inning; the game lasted 14 innings.

**2013:** Spent majority of season at Double-A Richmond...made major league debut September 8 vs. Arizona, becoming the 300th Venezuelan to play in the big leagues...entered the game as a pinch runner in the 11th and scored the game-winning run.

**2012:** Spent seventh professional season with Double-A Richmond, hitting .220 (99-for-451) with three home runs and 32 RBI in 127 games...placed on disabled list June 16 with a left thumb injury; reinstated June 28...had a season-high 12-game hitting streak from August 3-16, hitting .313 (15-for-48)...drove in the game-winning run with a walk-off RBI-single August 30 vs. Harrisburg.

**2011:** Split season between Single-A Augusta and Single-A San Jose, hitting .273 (102-for-373) with 34 doubles, six home runs and 44 RBI...did not make his season debut until May 14 after suffering a left thumb sprain to begin the season.

**2010:** Spent season at Single-A San Jose hitting .256 (114-for-445) with 22 doubles, five triples, three home runs and 35 RBI in 114 games...ranked third on team in games (124), fourth in runs (70) and triples (5)...named Defense Player of Year for San Jose and rated by *Baseball America* as best defensive infielder in San Francisco's farm system...named Single-A Defensive Player of the Year.

**2009:** Spent entire season at Single-A Augusta, hitting .258 (100-for-388) with 54 runs, 15 doubles, three triples, two home runs and 46 RBI in 117 games...hit safely in season-long 13-straight games from June 30-July 14, hitting .487 (19-for-39).

**CAREER HIGHS**

Hits: 3, 2x, last 8/30/17 vs. CWS  
 RBI: 4, 8/30/17 vs. CWS  
 HR: 1, 5x, last 9/6/17 at TB  
 GS: - -  
 SB: 3, 6/21/17 vs. CWS  
 Hit-Streak: 7, 2x, last 6/21-7/21/17

**WALK-OFF HITS**

None

**MULTI-HR GAMES**

None





**2008:** Split the season between AZL Giants, Single-A Salem-Keizer and Triple-A Fresno, however, missed most of season with a broken foot...began the season in San Francisco's extended spring training...combined to hit .288 (19-for-66) with five doubles, one home run and six RBI in just 18 games.

**2007:** Hit .241 (60-for-249) with 17 doubles, two triples and 30 RBI in 66 games with DSL-Giants.

**2006:** Spent first professional season with DSL Giants, hitting .156 (19-for-122) in 44 games.

**PROFESSIONAL:** Signed by San Francisco as minor league free agent April 26, 2006.

### ADRIANZA'S PLAYING RECORD

YEAR	CLUB	AVG	G	AB	R	H	2B	3B	HR	RBI	SH	SF	HBP	BB	SO	SB	CS	OBP	OPS
2006	DSL Giants	.156	44	122	17	19	2	1	0	7	4	1	4	24	31	3	2	.311	.500
2007	DSL Giants	.241	66	249	44	60	17	2	0	30	3	5	4	41	31	23	6	.351	.676
2008	Fresno	.500	2	6	2	3	1	0	0	0	0	0	0	2	1	0	0	.625	1.292
	AZL Giants	.255	15	55	13	14	4	0	1	6	0	0	1	7	4	0	1	.349	.731
	Salem-Keizer	.400	1	5	3	2	0	0	0	0	0	0	0	1	0	0	0	.400	.800
2009	Augusta	.258	117	388	54	100	15	3	2	46	6	7	5	42	66	7	1	.333	.660
2010	San Jose	.256	124	445	70	114	22	5	3	35	10	1	5	47	87	33	15	.333	.681
2011	Augusta	.231	38	143	18	33	10	1	3	17	6	1	0	18	32	3	2	.315	.693
	San Jose	.300	56	230	34	69	24	3	3	27	1	2	6	23	46	5	1	.375	.845
2012	Richmond	.220	127	451	52	99	22	5	3	32	13	3	4	41	90	16	4	.289	.599
2013	Richmond	.240	73	250	31	60	12	0	2	23	4	2	4	31	45	11	6	.331	.643
	Fresno	.310	45	145	23	45	7	6	0	12	6	1	2	23	31	6	2	.409	.850
	<b>SAN FRANCISCO</b>	<b>.222</b>	<b>9</b>	<b>18</b>	<b>3</b>	<b>4</b>	<b>1</b>	<b>0</b>	<b>1</b>	<b>3</b>	<b>1</b>	<b>0</b>	<b>0</b>	<b>1</b>	<b>5</b>	<b>0</b>	<b>0</b>	<b>.263</b>	<b>.707</b>
2014	Fresno	.316	6	19	6	6	0	0	1	1	1	0	0	2	4	0	0	.381	.855
	<b>SAN FRANCISCO</b>	<b>.237</b>	<b>53</b>	<b>97</b>	<b>10</b>	<b>23</b>	<b>6</b>	<b>0</b>	<b>0</b>	<b>5</b>	<b>2</b>	<b>1</b>	<b>1</b>	<b>5</b>	<b>22</b>	<b>1</b>	<b>1</b>	<b>.279</b>	<b>.578</b>
2015	Sacramento	.316	44	171	16	54	6	1	3	15	5	0	2	17	37	6	1	.384	.799
	<b>SAN FRANCISCO</b>	<b>.186</b>	<b>52</b>	<b>113</b>	<b>11</b>	<b>21</b>	<b>7</b>	<b>1</b>	<b>0</b>	<b>11</b>	<b>2</b>	<b>0</b>	<b>4</b>	<b>15</b>	<b>20</b>	<b>3</b>	<b>2</b>	<b>.303</b>	<b>.568</b>
2016	San Jose	.333	9	33	8	11	3	0	5	11	0	1	0	2	4	0	0	.361	1.240
	Sacramento	.257	8	35	6	9	2	0	1	3	0	0	0	2	4	1	3	.297	.697
	<b>SAN FRANCISCO</b>	<b>.254</b>	<b>40</b>	<b>63</b>	<b>3</b>	<b>16</b>	<b>2</b>	<b>0</b>	<b>2</b>	<b>7</b>	<b>4</b>	<b>0</b>	<b>2</b>	<b>13</b>	<b>0</b>	<b>1</b>	<b>.299</b>	<b>.680</b>	
2017	Ft. Myers	.400	3	15	5	6	2	0	0	1	0	0	0	0	1	0	0	.400	.933
	Rochester	.216	10	37	1	8	0	0	0	3	1	0	0	6	11	0	1	.326	.542
	<b>MINNESOTA</b>	<b>.265</b>	<b>70</b>	<b>162</b>	<b>30</b>	<b>43</b>	<b>9</b>	<b>2</b>	<b>2</b>	<b>24</b>	<b>6</b>	<b>1</b>	<b>1</b>	<b>16</b>	<b>25</b>	<b>8</b>	<b>1</b>	<b>.324</b>	<b>.707</b>
	Minor League Totals	.254	788	2799	403	712	149	27	27	269	60	24	37	328	525	115	45	.338	.694
	National League Totals	.220	154	291	27	64	16	1	3	26	9	1	7	23	60	4	4	.292	.605
	American League Totals	.265	70	162	30	43	9	2	2	24	6	1	1	16	25	8	1	.324	.707
	Major League Totals	.236	224	453	57	107	25	3	5	50	10	7	8	39	85	12	5	.304	.641

PLAYERS

### ADRIANZA'S CAREER FIELDING RECORD

POSITION	PCT	G	PO	A	E	TC	DP	PB
Shortstop	.976	75	67	180	6	253	34	—
Second Base	.972	61	66	108	5	179	23	—
Third Base	1.000	20	5	26	0	31	1	—
Outfield	1.000	17	28	1	0	29	0	—
First Base	1.000	5	18	1	0	19	1	—
Totals	.978	178	184	316	11	511	59	—

### ADRIANZA'S WILD CARD GAME RECORD

YEAR	OPPONENT	AVG	G	AB	R	H	2B	3B	HR	RBI	SH	SF	HBP	BB	SO	SB	CS	OBP	OPS
2017	New York-AL	.000	1	1	0	0	0	0	0	0	0	0	0	0	1	0	0	.000	.000

### TWINS ALL-TIME LEADERS IN GAMES BY POSITION

POS	PLAYER	GAMES	NEXT
P	Eddie Guardado (1993-03, 08)	648	Rick Aguilera (1989-99), 490
C	Joe Mauer (2004-13)	920	Earl Battey (1961-67), 831
1B	Kent Hrbek (1981-94)	1,609	Justin Morneau (2003-13), 1,124
2B	Rod Carew (1967-78)	1,128	Chuck Knoblauch (1991-97), 999
SS	Greg Gagne (1983-92)	1,112	Zoilo Versalles (1961-67), 1,062
3B	Gary Gaetti (1981-90)	1,311	Rich Rollins (1961-68), 771
LF	Dan Gladden (1987-91)	621	Bob Allison (1962-70), 519
CF	Kirby Puckett (1984-95)	1,433	Torii Hunter (1998-2007, '15), 1,172
RF	Tony Oliva (1962-72)	1,137	Tom Brunansky (1982-88), 795
DH	Paul Molitor (1996-98)	380	Randy Bush (1982-93), 347





# 78 WILLIAMS ASTUDILLO

NON-ROSTER  
INVITE

CATCHER

H/W: 5-9/225 B/T: R/R  
Opening Day Age: 26  
Born: 10/14/91 in Barcelona Anzoategui, VZ  
Resides: Barcelona Anzoategui, VZ

Acquired: Signed as minor league free agent. 11/25/17  
M.L. Service: None  
Options Used: 0 of 3  
Contract Status: Signed thru 2018

**PERSONAL:** Williams Jose Astudillo...originally signed by Philadelphia as minor league free agent December 15, 2008.

**2017:**

- Signed minor league contract with Arizona organization in off-season.
- Played in just 36 games for Triple-A Reno.
- Had two separate stints on disabled list: July 4-13 with a left hamstring strain and August 5-end of season with a left hamate fracture.
- Hit .393 (11-for-28) in eight August games and .365 (17-for-47) in 12 July games.
- Hit .364 (36-for-99) against right-handed pitching and .238 (5-for-21) against left-handed pitching.
- Played for Caribes de Anzoategui in Venezuelan Winter League, hitting .319 (65-for-204) with 11 doubles, six home runs and 37 RBI in 55 games.

**2016:** Signed minor league contract with Braves organization in off-season and spent season with Double-A Mississippi...named Southern League Midseason All-Star...hit .328 (21-for-64) against left-handed pitching and .252 (65-for-258) against right-handed pitching...played for Caribes de Anzoategui in Venezuelan Winter League.

**2015:** Spent entire season with Single-A Clearwater (Philadelphia)...hit over .300 for the fifth consecutive season as he posted a .314 (121-for-385) batting average...won Florida State League batting title...struck out just 10 times in 418 plate appearances...recorded same number of walks (10) as strikeouts (10)...played in 39 games at first base, 33 games at catcher, two games at third base and one game each in left field and right field...committed just six errors in 583 total chances.

**2014:** Spent entire season with Single-A Lakewood (Philadelphia)...named both South Atlantic League Midseason and Postseason All-Star...his .333 batting average ranked as the second-best in team history (Mike Spidale batted .345 in 2006)...struck out just 20 times in 465 plate appearances for an average of once every 23.25 plate appearances.

**2013:** Missed entire season with a left knee injury.

**2012:** Spent the full season with GCL Phillies and finished second in GCL in doubles (15)...named Phillies Minor League Player of the Week July 30 after hitting .381 with 10 RBI in six games.

**2011:** Spent third consecutive season with VSL Phillies, playing in 52 games, hitting .361 (70-for-194) with 11 stolen bases and a .424 on-base percentage...played 41 games at third base, five at shortstop, four at second base, three at catcher and one in left field.

**2010:** Spent second consecutive season with VSL Phillies, playing in 56 games, hitting .312 (58-for-186) with a .380 on-base percentage...played 39 games at third base, 13 at catcher and seven at second base.

**2009:** Began professional career with VSL Phillies, playing in 58 games, hitting .250 (47-for-188) with a .306 on-base percentage.

**PROFESSIONAL:** Originally signed by Philadelphia as minor league free agent December 15, 2008; signed by Norman Anciani.

**ASTUDILLO'S PLAYING RECORD**

YEAR	CLUB	AVG	G	AB	R	H	2B	3B	HR	RBI	SH	SF	HBP	BB	SO	SB	CS	OBP	OPS
2009	VSL Phillies	.250	58	188	20	47	5	2	1	21	0	4	9	8	10	7	2	.306	.620
2010	VSL Phillies	.312	56	186	24	58	14	1	0	24	6	4	10	13	4	9	1	.380	.778
2011	VSL Phillies	.361	52	194	31	70	8	3	1	25	3	1	7	15	2	11	5	.424	.872
2012	GCL Phillies	.318	45	148	15	47	15	0	0	21	0	2	2	1	5	2	0	.327	.746
DID NOT PLAY - INJURED																			
2014	Lakewood	.333	117	436	41	145	30	1	4	61	0	4	6	19	20	2	3	.366	.799
2015	Clearwater	.314	107	385	32	121	18	0	3	49	4	6	13	10	10	1	1	.348	.732
2016	Mississippi	.267	89	322	24	86	9	0	4	30	1	5	9	5	11	1	1	.293	.625
2017	Reno	.342	36	120	22	41	14	0	4	22	1	1	2	4	5	0	1	.370	.928
<b>Minor League Totals</b>		<b>.311</b>	<b>560</b>	<b>1979</b>	<b>209</b>	<b>615</b>	<b>113</b>	<b>7</b>	<b>17</b>	<b>253</b>	<b>15</b>	<b>27</b>	<b>58</b>	<b>75</b>	<b>67</b>	<b>33</b>	<b>14</b>	<b>.350</b>	<b>.750</b>





# ERICK AYBAR

NON-ROSTER INVITE

**INFIELDER**

H/W: 5-10/195 B/T: S/R  
 Opening Day Age: 34  
 Born: 1/4/1984 in Bani, DR  
 Resides: Bani, DR

Acquired: Signed as minor league free agent, 2/21/18  
 M.L. Service: 11 years, 86 days  
 Options Used: 1 of 3  
 Contract Status: Signed thru 2018

**PERSONAL:** Erick Johan Aybar...he and his wife, Nhachari have two daughters, Nhaieri and Eriahna, and one son, Eiren...brother of former major league infielder Willy Aybar.

**CAREER HIGHLIGHTS:** Twins are fifth organization (LAA, ATL, DET, SD)...2014 AL All-Star...2011 AL Rawlings Gold Glove Award winner...member of Dominican Republic championship team in 2013 WBC...recorded 30-or-more doubles in five straight seasons from 2011-15...first on Angels all-time list for SS's in doubles (222), second in hits (1,223) and RBI (417).

**2017:**

- Signed by the San Diego Padres as a minor league free agent February 7...made Padres Opening Day roster.
- Placed on 15-day disabled list July 22 with left foot contusion; returned from rehab and reinstated Sept. 1.
- Hit safely in season-high eight-game, hitting .323 (10-for-31) with a .382 on-base percentage April 23-
- Ranked third in the club in stolen bases (11).
- Would be second Twin to ever wear uniform number 0, the other being catcher Junior Ortiz from 1990-91.

**2016:** Began the season with Atlanta before being traded mid-season to Detroit, hitting a combined .243 (101-for-415) in 126 games with 34 RBI and 34 runs scored...acquired by the Detroit Tigers in exchange for Mike Aviles and Kade Szcwicque, August 16...missed some time with Atlanta while on the 15-day disabled list from 5/28-6/12 with a right foot contusion.

**2015:** Played final season with Los Angeles-AL, batting .270 (161-for-597) with 30 doubles, 44 RBI and 74 runs scored in career-high tying 156 games...traded to Atlanta in November in exchange Chris Ellis, Sean Newcombe and cash for Jose Briceno and Andrelton Simmons.

**2014:** Recorded a career-long 17-game hitting streak from 8/16-9/2...rated as the Best Bunter and Best Hit and Run Artist in the American League by *Baseball America*...named to first AL All-Star game at Target Field.

**2013:** Rated as the Best Hit and Run Artist in the American League by *Baseball America*...spent some time on the 15-day disabled list due to a bruised left heel from 4/13-30.

**2012:** Tabbed as the Best Bunter in the American League by *Baseball America*...missed some time while on the 15-day disabled list from 7/27-8/6 with a fractured right toe.

**2011:** Named American League Co-Player of the Week for the stretch of 9/12-18...missed some time while on the 15-day disabled list from 4/3-4/20 with a strained left oblique...reached base safely in a career-long 36 consecutive games...earned the Rawlings Gold Glove Award at shortstop for the American League.

**2010:** Spent the entire season with Los Angeles -AL...recorded a season-long 10-game hitting streak from 6/27 - 7/7, hitting .372 (16-for-43) in that time.

**2009:** Played the entire campaign with Los Angeles-AL, batting a career-high .312 (157-for-504) in 137 games with 37 extra-base hits, 58 RBI, 70 runs scored and 14 stolen bases...his nine triples on the year were a career high...appeared in nine postseason games, helping LAA take the American League Division Series over Boston before falling to New York (AL) in the Championship Series.

**2008:** Spent most of the season with Los Angeles-AL, appearing in 98 games while batting .279 (96-for-346) with 39 RBI and 53 runs scored... missed some time while on the 15-day disabled list with a dislocated right pinkie finger from 5/21-6/18.

**2007:** Recorded his first career Major League home run on 9/25 at TEX, a solo shot off of A.J. Murray... Missed some time while on the 15-day disabled list for a right hand contusion from 7/2 - 8/6 and a strained left hamstring from 8/20 - 9/5.

**2006:** Made his Major League debut with LAA on 5/16 vs. TOR...first career Major League hit 5/20 at LAD, a single off Brett Tomko...ranked as the third-best prospect in the Angels system for the third-straight year and the Best Hitter for Average...Best Defensive Infielder and Best Infield Arm by *Baseball America*... named as the No. 15 prospect and Best Infield Arm in the Pacific Coast League...following the season, was ranked as the *Baseball America* No. 61 prospect.

**2005:** Rated as the third-best prospect in the Angels system for the second-straight year...named the second-best prospect in the Texas League and *Baseball America*'s No. 46 prospect following the season...rated as the Best Defensive Infielder and Best Infield Arm in the Angels farm system for a second consecutive year...tabbed as the Most Exciting Player in the Texas League...earned Mid-Season and Post-Season All-Star honors and was a *Baseball America*...Double-A All-Star for the Arkansas Travelers.

**2004:** Set minor league career highs in games played (136), hits (189), home runs (14), RBI (65), runs (102) and stolen bases (51)...ranked as the third-best prospect, Best Defensive Infielder and Best Infield Arm in the Angels system...rated as the third-best prospect in the California League and the No. 39 prospect by *Baseball America*...named as the Best Defensive Short-Stop and Most Exciting Player in the California League...earned California League Rookie of the Year for Rancho Cucamonga after leading the California League in hits (189) and stolen bases (51)...named to the California League Post-Season All-Star Team for Rancho Cucamonga.

**CAREER HIGHS**

Hits: 5, 7/13/15 at TEX  
 RBI: 4, 4x, last 9/2/13 vs. TB  
 HR: 1, 9/18/11 at BAL  
 GS: - -  
 SB: 2, 11x, last 9/20/17 vs. ARI  
 Hit-Streak: 17, 8/16-9/2/14

**WALK-OFF HITS**

6/24/07 vs. PIT (1B)  
 9/8/09 vs. SEA (1B)  
 7/4/13 vs. STL (1B)

**MULTI-HR GAMES**

9/18/11 at BAL





**2003:** Tabbed as the eighth-best prospect in the Angels organization after the season and the 15th-best prospect in the Midwest League...following the season, was rated as the Best Defensive Infielder in the Angels organization.

**2002:** Ranked by *Baseball America* as the Angels No. 21 prospect after the season and as the No. 12 prospect in the Pioneer League.

**PROFESSIONAL:** Originally signed by Los Angeles-AL February 4, 2002; signed by scout Leo Perez.

### AYBAR'S PLAYING RECORD

YEAR	CLUB	AVG	G	AB	R	H	2B	3B	HR	RBI	SH	SF	HB	BB	SO	SB	CS	OBP	OPS
2002	Provo	.326	67	273	64	89	15	6	4	29	2	1	11	21	43	15	10	.395	.864
2003	Cedar Rapids	.308	125	496	83	153	30	10	6	57	6	3	13	17	54	32	9	.346	.792
2004	Rancho Cucamonga	.330	136	573	102	189	25	11	14	65	10	5	13	26	66	51	36	.370	.855
2005	Arkansas	.303	134	535	101	162	29	10	9	54	4	8	14	29	51	49	23	.350	.795
2006	Salt Lake	.283	81	339	63	96	20	3	6	45	1	4	3	21	36	32	18	.327	.740
	<b>LOS ANGELES-AL</b>	<b>.250</b>	<b>34</b>	<b>40</b>	<b>5</b>	<b>10</b>	<b>1</b>	<b>1</b>	<b>0</b>	<b>2</b>	<b>0</b>	<b>0</b>	<b>0</b>	<b>0</b>	<b>8</b>	<b>1</b>	<b>0</b>	<b>.250</b>	<b>.575</b>
2007	Salt Lake	.333	3	12	2	4	0	0	0	0	2	0	0	0	2	2	1	.333	.667
	Rancho Cucamonga	.400	2	5	3	2	0	0	0	0	0	0	0	1	1	3	1	.500	.900
	<b>LOS ANGELES-AL</b>	<b>.237</b>	<b>79</b>	<b>194</b>	<b>18</b>	<b>46</b>	<b>5</b>	<b>1</b>	<b>1</b>	<b>19</b>	<b>3</b>	<b>2</b>	<b>2</b>	<b>10</b>	<b>32</b>	<b>4</b>	<b>4</b>	<b>.279</b>	<b>.568</b>
2008	Rancho Cucamonga	.400	3	10	2	4	1	0	0	3	0	0	0	0	2	0	0	.400	.900
	<b>LOS ANGELES-AL</b>	<b>.277</b>	<b>98</b>	<b>346</b>	<b>53</b>	<b>96</b>	<b>18</b>	<b>5</b>	<b>3</b>	<b>39</b>	<b>9</b>	<b>1</b>	<b>5</b>	<b>14</b>	<b>45</b>	<b>7</b>	<b>2</b>	<b>.314</b>	<b>.699</b>
2009	<b>LOS ANGELES-AL</b>	<b>.312</b>	<b>137</b>	<b>504</b>	<b>70</b>	<b>157</b>	<b>23</b>	<b>9</b>	<b>5</b>	<b>58</b>	<b>12</b>	<b>5</b>	<b>5</b>	<b>30</b>	<b>54</b>	<b>14</b>	<b>7</b>	<b>.353</b>	<b>.776</b>
2010	<b>LOS ANGELES-AL</b>	<b>.253</b>	<b>138</b>	<b>534</b>	<b>69</b>	<b>135</b>	<b>18</b>	<b>4</b>	<b>5</b>	<b>29</b>	<b>11</b>	<b>2</b>	<b>7</b>	<b>35</b>	<b>81</b>	<b>22</b>	<b>8</b>	<b>.306</b>	<b>.636</b>
2011	Salt Lake	.250	1	4	1	1	0	0	0	0	0	0	0	0	1	0	0	.250	.500
	<b>LOS ANGELES-AL</b>	<b>.279</b>	<b>143</b>	<b>556</b>	<b>71</b>	<b>155</b>	<b>33</b>	<b>8</b>	<b>10</b>	<b>59</b>	<b>9</b>	<b>3</b>	<b>6</b>	<b>31</b>	<b>68</b>	<b>30</b>	<b>6</b>	<b>.322</b>	<b>.743</b>
2012	<b>LOS ANGELES-AL</b>	<b>.290</b>	<b>141</b>	<b>517</b>	<b>67</b>	<b>150</b>	<b>31</b>	<b>5</b>	<b>8</b>	<b>45</b>	<b>7</b>	<b>2</b>	<b>5</b>	<b>22</b>	<b>61</b>	<b>20</b>	<b>4</b>	<b>.324</b>	<b>.740</b>
2013	Salt Lake	.400	1	5	1	2	1	0	1	2	0	0	0	0	0	0	0	.400	1.600
	<b>LOS ANGELES-AL</b>	<b>.271</b>	<b>138</b>	<b>550</b>	<b>68</b>	<b>149</b>	<b>33</b>	<b>5</b>	<b>6</b>	<b>54</b>	<b>8</b>	<b>5</b>	<b>3</b>	<b>23</b>	<b>59</b>	<b>12</b>	<b>7</b>	<b>.301</b>	<b>.683</b>
2014	<b>LOS ANGELES-AL</b>	<b>.278</b>	<b>156</b>	<b>589</b>	<b>77</b>	<b>164</b>	<b>30</b>	<b>4</b>	<b>7</b>	<b>68</b>	<b>3</b>	<b>8</b>	<b>5</b>	<b>36</b>	<b>62</b>	<b>16</b>	<b>9</b>	<b>.321</b>	<b>.700</b>
2015	<b>LOS ANGELES-AL</b>	<b>.270</b>	<b>156</b>	<b>597</b>	<b>74</b>	<b>161</b>	<b>30</b>	<b>1</b>	<b>3</b>	<b>44</b>	<b>7</b>	<b>5</b>	<b>4</b>	<b>25</b>	<b>73</b>	<b>15</b>	<b>6</b>	<b>.301</b>	<b>.639</b>
2016	Gwinnett	.172	7	29	3	5	1	0	0	2	0	0	0	2	2	2	0	.226	.433
	<b>ATLANTA</b>	<b>.242</b>	<b>97</b>	<b>335</b>	<b>27</b>	<b>81</b>	<b>14</b>	<b>2</b>	<b>2</b>	<b>26</b>	<b>3</b>	<b>4</b>	<b>6</b>	<b>20</b>	<b>59</b>	<b>3</b>	<b>5</b>	<b>.293</b>	<b>.607</b>
	<b>DETROIT</b>	<b>.250</b>	<b>29</b>	<b>80</b>	<b>7</b>	<b>20</b>	<b>5</b>	<b>0</b>	<b>1</b>	<b>8</b>	<b>0</b>	<b>0</b>	<b>0</b>	<b>11</b>	<b>11</b>	<b>0</b>	<b>0</b>	<b>.341</b>	<b>.691</b>
2017	AZL Padres	.200	2	5	0	1	1	0	0	1	0	0	0	2	0	0	0	.429	.829
	<b>SAN DIEGO</b>	<b>.234</b>	<b>108</b>	<b>333</b>	<b>37</b>	<b>78</b>	<b>15</b>	<b>1</b>	<b>7</b>	<b>22</b>	<b>3</b>	<b>2</b>	<b>4</b>	<b>28</b>	<b>57</b>	<b>11</b>	<b>4</b>	<b>.300</b>	<b>.648</b>
	<b>Minor League Totals</b>	<b>.310</b>	<b>562</b>	<b>2286</b>	<b>425</b>	<b>708</b>	<b>123</b>	<b>40</b>	<b>40</b>	<b>260</b>	<b>23</b>	<b>21</b>	<b>54</b>	<b>119</b>	<b>256</b>	<b>188</b>	<b>98</b>	<b>.355</b>	<b>.806</b>
	<b>National League Totals</b>	<b>.238</b>	<b>205</b>	<b>668</b>	<b>64</b>	<b>159</b>	<b>29</b>	<b>3</b>	<b>9</b>	<b>48</b>	<b>6</b>	<b>6</b>	<b>10</b>	<b>48</b>	<b>116</b>	<b>14</b>	<b>9</b>	<b>.296</b>	<b>.627</b>
	<b>American League Totals</b>	<b>.276</b>	<b>1249</b>	<b>4507</b>	<b>579</b>	<b>1243</b>	<b>227</b>	<b>43</b>	<b>49</b>	<b>425</b>	<b>69</b>	<b>33</b>	<b>42</b>	<b>237</b>	<b>554</b>	<b>141</b>	<b>53</b>	<b>.316</b>	<b>.694</b>
	<b>Major League Totals</b>	<b>.271</b>	<b>1454</b>	<b>5175</b>	<b>643</b>	<b>1402</b>	<b>256</b>	<b>46</b>	<b>58</b>	<b>473</b>	<b>75</b>	<b>39</b>	<b>52</b>	<b>285</b>	<b>670</b>	<b>155</b>	<b>62</b>	<b>.313</b>	<b>.685</b>

### AYBAR'S CAREER FIELDING RECORD

POSITION	PCT	G	PO	A	E	TC	DP	PB
Shortstop	.973	1337	1975	3393	149	5517	758	—
Second Base	.978	55	63	118	4	185	27	—
Third Base	1.000	13	4	11	—	15	1	—
Outfield	1.000	8	5	0	0	5	0	—
<b>Totals</b>	<b>.973</b>	<b>1413</b>	<b>2047</b>	<b>3522</b>	<b>153</b>	<b>5722</b>	<b>786</b>	<b>—</b>

### AYBAR'S DIVISION SERIES RECORD

YEAR	OPPONENT	AVG	G	AB	R	H	2B	3B	HR	RBI	SH	SF	HBP	BB	SO	SB	CS	OBP	OPS
2007	Boston	.000	1	1	0	0	0	0	0	0	0	0	0	0	0	0	0	.000	.000
2008	Boston	.111	4	18	0	2	0	0	0	1	0	0	0	0	2	0	0	.111	.222
2009	Boston	.364	3	11	2	4	1	1	0	2	0	0	0	0	1	0	0	.364	1.000
2014	Kansas City	.455	3	11	0	5	1	0	0	0	2	0	0	0	1	1	0	.455	1.000
	<b>Division Series Totals</b>	<b>.268</b>	<b>11</b>	<b>41</b>	<b>2</b>	<b>11</b>	<b>2</b>	<b>1</b>	<b>0</b>	<b>3</b>	<b>2</b>	<b>0</b>	<b>0</b>	<b>0</b>	<b>4</b>	<b>1</b>	<b>0</b>	<b>.268</b>	<b>.634</b>

### AYBAR'S LEAGUE CHAMPIONSHIP GAME RECORD

YEAR	OPPONENT	AVG	G	AB	R	H	2B	3B	HR	RBI	SH	SF	HBP	BB	SO	SB	CS	OBP	OPS
2009	New York-AL	.250	6	20	2	5	1	0	0	1	2	0	0	1	1	3	0	.286	.586

### AYBAR'S ALL-STAR GAME RECORD

YEAR	HOST	AVG	G	AB	R	H	2B	3B	HR	RBI	SH	SF	HBP	BB	SO	SB	CS	OBP	OPS
2014	Minnesota																		

DEFENSIVE REPLACEMENT

### AYBAR'S WORLD BASEBALL CLASSIC RECORD

YEAR	CLUB	AVG	G	AB	R	H	2B	3B	HR	RBI	SH	SF	HBP	BB	SO	SB	CS	OBP	OPS
2013	Dominican Republic	.333	6	21	6	7	1	0	0	2	0	0	0	0	2	1	0	.333	.714





# 17 JOSÉ BERRÍOS



## RIGHT-HANDED PITCHER

H/W: 6-0/205 B/T: R/R  
Opening Day Age: 23  
Born: 5/27/1994 in Bayamon, PR  
Resides: Bayamon, PR

Acquired: 1st RD (32nd overall), 2012 MLB Draft  
M.L. Service: 1 year, 44 days  
Options Used: 2 of 3  
Contract Status: Signed thru 2018

**PERSONAL:** José Orlando Berrios (pronounced beh-REE-ohs)...Twitter: @JOLaMaKina...wife, Jannieliz... daughter, Valentina (5/15/14)...sons, Sebastian (8/8/16) and Diego José (9/15/17)...2012 graduate of Papa Juan XXIII High School, one of four players from that high school to be drafted...named 2011 Underclass High Honorable Mention and 2012 Rawlings Second-Team All-American...participated in 2017 Twins Winter Caravan...if he wasn't a baseball player, he would be a teacher.

**CAREER HIGHLIGHTS:** Made major league debut April 27, 2016 at 21 years, 336 days old, becoming the youngest Twin to debut as starter since Pat Mahomes (21 years, 247 days) in 1992...named International League All-Star in 2016...named Twins second-best prospect entering 2016, as well as best curveball, best changeup and best control in Twins system by *Baseball America*...started for the World Team in the SiriusXM Futures Game in consecutive seasons, 2014 at Target Field and 2015 at Great American Ball Park in Cincinnati, pitching 1.0 scoreless inning in each...given 2014 and 2015 Jim Rantz Award for Twins minor league Pitcher of the Year, the first ever back-to-back winner of the award...led all of Minor League Baseball in strikeouts (175) in 2015...named third-best prospect and best control in Twins organization by *Baseball America* entering 2015...also best pitching prospect, best breaking pitch and best changeup in Florida State League by *Baseball America*...named 32nd-best prospect in baseball by MLB.com entering 2015...named Midseason All-Star each of last three minor league seasons: 2015 with Double-A Chattanooga, 2014 with Single-A Ft. Myers and 2013 with Single-A Cedar Rapids.

### 2017:

- Pitched for Puerto Rico in the World Baseball Classic, going 1-0, 8.10 ERA (6.2 IP, 6 ER) with two walks and 10 strikeouts in two games (1 start).
- Was in Twins spring training for third time in career; optioned to Triple-A Rochester March 25.
- Went 3-0, 1.13 ERA (39.2 IP, 5 ER) with eight walks and 39 strikeouts in six starts for the Red Wings and was recalled by Minnesota May 12.
- Pitched into the eighth inning in each of first two starts with the Twins, 7.2 innings May 13 at Cleveland and 7.2 innings May 18 vs. Colorado...according to *Elias*, became the third Twins pitcher in last 30 years to pitch into the eighth and win each of first two starts (Brad Radke in 2001 and Andrew Albers in 2013).
- Set major league career high with 11 strikeouts May 18 vs. Colorado (Game 2), pitching 7.2 scoreless innings...tied with 11 strikeouts again August 30 vs. Chicago-AL (7.0 IP).
- Pitched back-to-back 8.0-inning outings on June 15 vs. Seattle and June 21 vs. Chicago-AL.
- Won six of first seven decisions May 13-June 21; according to *Elias*, became the second Twins pitcher since 1980 to win at least six of his first seven appearances in one season (Brad Radke in 2001)...became the first pitcher in franchise history (1901-present) to win six games that early in the calendar year after not pitching in the majors in April.
- Held opponents to a .192 batting average with 37 strikeouts in six August starts, fourth-lowest BAA in the AL.
- Made first career relief appearance September 29 vs. Detroit, pitching 1.1 scoreless innings, in preparation for potential relief appearance in AL Wild card game.
- Went 9-1, 2.41 ERA (67.1 IP, 18 ER) in 11 home games (10 starts) and 5-7, 5.17 ERA (78.1 IP, 45 ER) in 15 road starts.
- Held right-handed hitters to a .222 batting average and left-handers to a .260 average.
- Ranked second on Twins staff in wins (14) and strikeouts (139), and third in starts (25) and innings pitched (145.2).
- Pitched in relief in AL Wild Card game October 3 at New York-AL, allowing three runs on five hits in 3.0 innings pitched and was dealt the loss.

**2016:** Was Twins spring training invite for second time in career...reassigned to minor league camp March 18 and began season with Triple-A Rochester...went 2-0, 1.06 ERA (17.0 IP, 2 ER) in three starts and had contract purchased by Minnesota April 26 after Kyle Gibson and Ervin Santana were both placed on 15-day disabled list...made major league debut in a start April 27 vs. Cleveland, allowing five runs on six hits in 4.0 innings pitched and was dealt the loss...at 21 years, 336 days, he became the youngest Twins pitcher to debut as a starter since Pat Mahomes (21 years,

### CAREER HIGHS

IP: 8.0, 2x, last 6/21/17 vs. CWS  
Walks: 5, 2x, last 8/25/16 vs. DET  
SO: 11, 2x, last 8/30/17 vs. CWS  
CG: --  
Low-Hit CG: --  
Win-Streak: 4, 6/4-21/17



### AL LEADERS

#### WINS AMONG RHP IN 2017

1. Carlos Carrasco, CLE.....	18
Corey Kluber, CLE.....	18
3. Trevor Bauer, CLE.....	17
4. Ervin Santana, MIN.....	16
5. Justin Verlander, DET-HOU.....	15
6. José Berrios, MIN.....	14
Charlie Morton, HOU.....	14
Luis Severino, NYY.....	14



247 days) April 12, 1992 against Texas...earned first major league win May 2 at Houston, allowing two runs on three hits in 5.1 innings pitched, with five walks and eight strikeouts...optioned to Rochester May 17 after making four starts for the Twins, posting a 10.20 ERA...set season-high at Rochester with 11 strikeouts June 6 vs. Buffalo (8.0 IP)...named Twins minor league Player of the Week June 26, making one start at Columbus pitching 8.0 shutout innings with three hits allowed, two walks and nine strikeouts...named Twins minor league Pitcher of the Month in June, going 4-1, 2.02 ERA (35.2 IP, 8 ER) with 10 walks and 38 strikeouts in five starts for Rochester...pitched fourth career complete game for Rochester, July 3 at Syracuse...named International League Pitcher of the Week...named to International League All-Star team and pitched 1.0 scoreless inning with one hit and one strikeout July 13 in Charlotte...recalled by Minnesota August 1 and made five starts before being optioned again August 25...made one start for the Red Wings, August 31 vs. Syracuse, pitching 8.0 innings and setting a career-high with 14 strikeouts...recalled for final time September 5...combined to go 13-12, 4.40 ERA (169.2 IP, 83 ER) with 71 walks and 174 strikeouts in 31 starts between Rochester and Minnesota.

**2015:** Was Twins spring training invite for first time in career; was reassigned to minor league camp March 15 and began season at Double-A Chattanooga...named Southern League Pitcher of the Week May 18, making one start at Birmingham, pitching 9.0 shutout innings, allowing two hits with eight strikeouts...named Southern League Midseason All-Star while pitching for Chattanooga...started for the World Team in the SiriusXM Futures Game for the second straight season, July 12 at Great American Ball Park, pitching 1.0 shutout inning with one walk allowed...named Twins minor league Player of the Week August 28, pitching 7.0 shutout innings with three hits allowed, one walk and a season-high 12 strikeouts for the Red Wings...named Twins minor league Pitcher of the Month for August, going 3-2, 2.03 ERA (40.0 IP, 9 ER) with just three walks and 48 strikeouts in six starts for the Red Wings...combined to go 14-5, 2.87 ERA (166.1 IP, 53 ER) with 38 walks and 175 strikeouts in 27 starts between Chattanooga and Rochester...led all of minor league baseball in strikeouts and tied for ninth in wins...named Triple-A All-Star and Minor League All-Star by *Baseball America*...recipient of the Jim Rantz Award as Twins minor league Pitcher of the Year for the second straight season, becoming the first back-to-back winner of the award...named right-handed starting pitcher on MiLB.com Twins organizational All-Star team...named ninth best prospect in both the International League and Southern League by *Baseball America*...ranked second best prospect, best curveball, best changeup and best control in Twins system in *Baseball America*, entering 2016.

**2014:** Named Florida State League Pitcher of the Week June 2...named Florida State League Pitcher of the Week for second time June 23, making one start, tossing 7.0 shutout innings, allowing one hit, two walks and nine strikeouts, earning the win...named Twins minor league Pitcher of the Month in June, going 4-1, 1.54 ERA (41.0 IP, 7 ER) with 53 strikeouts, five walks and one complete game in six starts...named Florida State League Mid- and Postseason All-Star...started for the World Team in the SiriusXM Futures Game July 13 at Target Field, pitching 1.0 perfect inning...left a start July 29 with right shoulder tightness and was placed on 7-day disabled list with right shoulder strain August 2; reinstated August 10...combined to go 12-8, 2.76 ERA (140.0 IP, 43 ER) with 140 strikeouts and 38 walks in 25 starts between all three stops...140 strikeouts were third-most in the organization behind Phil Hughes (186) and Alex Meyer (153), while his 38 walks were tied 11th fewest in the organization...2.76 ERA was the third lowest among Twins minor leaguers and his 12 wins were second most...named right-handed starter on Twins MiLB.com organizational All-Star team...named Perfect Game minor league Second-Team All-Star...recipient of the Jim Rantz Award as Twins minor league Pitcher of the Year...named third best prospect and best control in Twins organization by *Baseball America* entering 2015...also best pitching prospect, best breaking pitch and best changeup in Florida State League by *Baseball America*...named to Florida State League All-Star team, High Class-A All-Star and Second-Team All-Minor Leagues by *Baseball America*...named 32nd best prospect in baseball by MLB.com entering 2015.

**2013:** Played for Puerto Rico in the World Baseball Classic and made two appearances, going 0-1, 18.00 ERA (2.0 IP, 4 ER) with five hits allowed, one walk and one strikeout in two games...named Midwest League Midseason All-Star...named Midwest League Pitcher of the Week August 12, going 1-0, 0.68 ERA (13.1 IP, 1 ER) in two starts...named fifth best prospect in Twins organization by *Baseball America* entering 2014...named 90th best prospect in baseball by MLB.com and 75th best by BaseballProspectus.com entering 2014.

**2012:** Named Twins minor league Pitcher of the Month for August, going 3-0, 0.90 ERA (20.0 IP, 2 ER) with 29 strikeouts and nine hits allowed in four starts...named Twins minor league Player of the Week August 31, tossing 6.0 shutout innings with one hit allowed and six strikeouts in a win...ranked sixth best prospect in Twins organization by *Baseball America* entering 2013 season.

**PROFESSIONAL:** Selected by Twins in first compensation round (32nd overall) of 2013 First-Year Player Draft; signed by scout Hector Otero.

### BERRIOS' PITCHING RECORD

YEAR	CLUB	W-L	ERA	G	GS	CG	SH	SV	IP	H	R	ER	HR	HB	BB	SO	WP	K/9	BAA
2012	GCL Twins	1-0	1.08	8	1	0	0	4	16.2	7	2	2	0	0	3	27	0	14.6	.121
	Elizabethton	2-0	1.29	3	3	0	0	0	14.0	8	2	2	1	1	1	22	1	14.1	.163
2013	Cedar Rapids	7-7	3.99	19	19	0	0	0	103.2	105	58	46	6	9	40	100	13	8.7	.262
2014	Ft. Myers	9-3	1.96	16	16	1	1	0	96.1	78	29	21	4	4	23	109	5	10.2	.218
	New Britain	3-4	3.54	8	8	1	0	0	40.2	33	17	16	2	2	12	28	1	6.2	.226
2015	Rochester	0-1	18.00	1	1	0	0	0	3.0	7	6	6	0	0	3	3	0	9.0	.438
	Chattanooga	8-3	3.08	15	15	1	1	0	90.2	77	32	31	6	5	24	92	0	9.1	.232
2016	Rochester	6-2	2.62	12	12	0	0	0	75.2	59	24	22	6	6	14	83	4	9.9	.212
	MINNESOTA	3-7	8.02	14	14	0	0	0	58.1	74	56	52	12	5	35	49	1	7.6	.310
	Rochester	3-0	1.13	6	6	0	0	0	39.2	24	8	5	2	0	8	39	0	8.8	.169
	MINNESOTA	14-8	3.89	26	25	0	0	0	145.2	131	71	63	15	13	48	139	7	8.6	.239
	Minor League Totals	49-25	2.77	105	98	4	2	4	591.2	472	217	182	35	30	164	628	27	9.6	.218
	Major League Totals	17-15	5.07	40	39	0	0	0	204.0	205	127	115	27	18	83	188	8	8.3	.260

### BERRIOS' CAREER FIELDING RECORD

POSITION	PCT	G	PO	A	E	TC	DP	PB
Pitcher	.944	40	9	25	2	36	2	—



### BERRIOS' BATTING RECORD

BATTING	AVG	AB	R	H	2B	3B	HR	RBI	SH	SF	HBP	BB	SO	SB	OBP	OPS
Career	.333	6	0	2	0	0	0	0	0	0	0	0	2	0	.333	.667

### BERRIOS' WILD CARD GAME RECORD

YEAR	OPPONENT	W-L	ERA	G	GS	CG	SH	SV	IP	H	R	ER	HR	HB	BB	SO	WP	K/9	BAA
2017	New York-AL	0-1	9.00	1	0	0	0	0	3.0	5	3	3	1	0	0	4	0	12.0	.357

### BERRIOS' WORLD BASEBALL CLASSIC RECORD

YEAR	CLUB	W-L	ERA	G	GS	CG	SH	SV	IP	H	R	ER	HR	HB	BB	SO	WP	K/9	BAA
2013	Puerto Rico	0-1	18.00	2	0	0	0	0	2.0	5	4	4	0	0	1	1	0	4.5	--
2017	Puerto Rico	1-0	8.10	2	1	0	0	0	6.2	3	6	6	2	1	2	10	0	13.5	.130
<b>TOTALS</b>		<b>1-1</b>	<b>10.39</b>	<b>4</b>	<b>1</b>	<b>0</b>	<b>0</b>	<b>0</b>	<b>8.2</b>	<b>8</b>	<b>10</b>	<b>10</b>	<b>2</b>	<b>1</b>	<b>3</b>	<b>11</b>	<b>0</b>	<b>11.4</b>	<b>--</b>



### BASEBALL TERMINOLOGY IN SPANISH

Batting Average .....	Promedio de bateo	Leftfielder .....	Jardinero Izquierdo
Ball .....	Bola	Mound .....	Monticulo
Catcher .....	Receptor	Pitcher .....	Lanzador
Centerfielder .....	Jardinero Central	RBI .....	Carrera Empujada
Changeup .....	Cambio	Rightfielder .....	Jardinero Derecho
Curveball .....	Curva	Runs Scored .....	Carreras Anotadas
Designated Hitter .....	Bateador Designado	Save .....	Salvados
Disabled List .....	Lista de Lesionados	Second Baseman .....	Intermedista
Double .....	Doble	Shortstop .....	Campo Corto
Earned Run Average .....	Promedio de Carreras Permitidas	Single .....	Sencillo
Fastball .....	Recta	Slider .....	Slider
First Baseman .....	Inicialista	Stolen Bases .....	Bases Robadas
Hit .....	Imparable	Strikeouts .....	Ponches
Home Run .....	Cuadrangular	Third Baseman .....	Antesalista
Innings Pitched .....	Entradas Lanzadas	Wins .....	Ganados
Knuckleball .....	Bola de Nudillos		





# 67 ALAN BUSENITZ

**RIGHT-HANDED PITCHER**

H/W: 6-1/190      B/T: R/R  
 Opening Day Age: 27  
 Born: 8/22/1990 in Watkinsonville, GA  
 Resides: Madison, GA

Acquired: Trade with LAA, 8/1/16  
 M.L. Service: 86 days  
 Options Used: 1 of 3  
 Contract Status: Signed thru 2018

**PERSONAL:** Alan Paul Busenitz (pronounced BOOZ-nitz)...Twitter: @abooze32...attended Athens Christian High School in Athens, GA, Georgia Perimeter College in Atlanta, GA and Kennesaw State University in Kennesaw, GA...works with his father in the off-season, building septic tanks...participated in 2017-18 Twins Winter Caravan.

**2017:**

- Began season at Triple-A Rochester and went 2-0, 2.08 ERA (30.1 IP, 7 ER) before having contract selected by Twins on June 17.
- Made major league debut in game two of Minnesota's doubleheader against Cleveland on June 17, allowing one run on two hits in 2.0 innings in a 6-2 loss.
- Optioned back to Triple-A Rochester: July 1 and July 7, tossing 6.0 scoreless innings across five relief outings for Red Wings.
- Recalled July 24 and spent the remainder of the season with the Twins, throwing 12.2 consecutive scoreless innings from August 10 to August 31.
- Earned first major league win August 10 at Milwaukee, pitching 2.2 scoreless innings.
- 18 of 20 final appearances were scoreless, since August 10; posted a 1.29 ERA (21.0 IP, 3 ER) in that span.
- Posted a .157 opponent batting average from August 1 through the end of the season, the eighth best in the AL in that span.
- Held right-handed hitters to a .194 batting average and left-handers to a .225 average.
- Combined to go 4-1, 1.88 ERA (67.0 IP, 14 ER) with 19 walks and 62 strikeouts in 28 games between Rochester and Minnesota.

**2016:** Began season Double-A Arkansas (Los Angeles-AL)...transferred to Triple-A Salt Lake City June 26...acquired by Minnesota along with LHP Hector Santiago in exchange for RHP Ricky Nolasco and Alex Meyer August 1...reported to Double-A Chattanooga where he made five relief appearances...transferred to Triple-A Rochester August 21 and finished the season in the Red Wings bullpen.

**2015:** Split season between Double-A Arkansas and Single-A Inland Empire...only career starts came in eight starts with Arkansas; went 1-4, 6.28 ERA (38.2 IP, 27 ER) in those eight starts.

**2014:** Spent entire season with Single-A Burlington, making 49 appearances out of the bullpen.

**2013:** Began career with the Rookie-Level Orem Owlz of the Pioneer League.

**PROFESSIONAL:** Selected by Los Angeles-AL in 25th round of 2013 First-Year Player Draft.

**BUSENITZ'S PITCHING RECORD**

YEAR	CLUB	W-L	ERA	G	GS	CG	SH	SV	IP	H	R	ER	HR	HB	BB	SO	WP	K/9	BAA
2013	Orem	5-2	2.33	21	0	0	0	1	38.2	37	13	10	3	1	4	27	2	6.3	.253
2014	Burlington	4-5	1.94	49	0	0	0	17	69.2	55	18	15	2	1	21	62	8	8.0	.217
2015	Arkansas	1-5	6.75	16	8	1	0	0	53.1	80	43	40	7	1	16	38	7	6.4	.357
	Inland Empire	0-2	3.30	21	0	0	0	2	46.1	49	17	17	2	4	16	44	6	8.5	.278
2016	Arkansas	0-1	1.93	24	0	0	0	3	32.2	29	7	7	2	2	5	32	1	8.8	.244
	Salt Lake	0-1	7.62	10	0	0	0	0	13.0	16	13	11	1	2	5	13	1	9.0	.308
	Chattanooga	0-0	3.52	5	0	0	0	0	7.2	9	3	3	0	2	1	5	0	5.9	.310
	Rochester	2-0	3.52	6	0	0	0	1	7.2	8	3	3	0	0	4	5	0	5.9	.267
2017	Rochester	3-0	1.78	24	0	0	0	2	35.1	19	7	7	0	2	10	39	6	9.9	.161
	MINNESOTA	1-1	1.99	28	0	0	0	0	31.2	22	9	7	4	0	9	23	2	6.5	.206
	Minor League Totals	15-16	3.34	176	8	1	0	26	304.1	302	124	113	17	15	82	265	31	7.8	.263
	Major League Totals	1-1	1.99	28	0	0	0	0	31.2	22	9	7	4	0	9	23	2	6.5	.206

**BUSENITZ'S CAREER FIELDING RECORD**

POSITION	PCT	G	PO	A	E	TC	DP	PB
Pitcher	.667	28	0	2	1	3	0	—

**BUSENITZ'S WILD CARD GAME RECORD**

YEAR	OPPONENT	W-L	ERA	G	GS	CG	SH	SV	IP	H	R	ER	HR	HB	BB	SO	WP	K/9	BAA
2017	New York-AL	0-0	0.00	1	0	0	0	0	0.1	0	0	0	0	0	1	0	0	0.0	.000

**CAREER HIGHS**

IP: 2.2, 2x, last 8/10/17 at MIL  
 SO: 3, 9/16/17 vs. TOR  
 Walks: 1, 9x, last 9/26/17 at CLE  
 CG: --  
 Low-Hit CG: --  
 Win-Streak: 1, 8/10/17 at MIL







# 64 NICK BUSS

NON-ROSTER  
INVITE



## OUTFIELDER

H/W: 6-2/190      B/T: L/R  
Opening Day Age: 31  
Born: 12/15/1986 in Southfield, MI  
Resides: Costa Mesa, CA

Acquired: Signed as minor league free agent, 1/3/18  
M.L. Service: 67 days  
Options Used: 1 of 3  
Contract Status: Signed thru 2018

**PERSONAL:** Nicholas Gregory Buss...nicknamed "Chili"...graduated from De La Salle (MI) Collegiate High School in 2004...earned Division I All-State First-Team honors his senior season...played three seasons on the golf team...attended San Diego Mesa Community College in 2006 and earned All-Southern California and All-Pacific Coast Conference First-Team honors...played two seasons (2007-08) at the University of Southern California (USC) becoming the 109th Trojan all-time to reach the big leagues.

### 2017:

- Spent entire season with Triple-A El Paso (San Diego) after signing as a minor league free agent with an invite to spring training.
- Named Pacific Coast League Midseason All-Star.
- Hit .464 (13-for-28) in April, .350 (28-for-80) in May, .394 (26-for-66) in June and .355 (33-for-93) in July.
- Hit .351 (94-for-268) with 27 extra-base hits (17 doubles, 10 home runs) against right-handed pitching and .341 (29-for-85) against left-handed pitching.
- Named San Diego MiLB.com organizational All-Star.
- Won Pacific Coast League batting title with a .348 batting average...also ranked seventh in the PCL in on-base percentage (.396)...his .348 average ranked third among all of minor league baseball.

**2016:** Started season with Triple-A Salt Lake (Los Angeles-AL)...placed on the 7-day disabled list on May 25 with a left oblique strain...recalled by Angels on August 13 where he finished the season...recorded first major league home run August 23 at Toronto, a two-run go-ahead shot off R.A. Dickey.

**2015:** Spent entire season with Triple-A Reno (Arizona), hitting .297 (41-for-138) with three doubles, five home runs, 17 RBI and 23 runs scored in 92 games...placed on 7-day disabled list April 8 with right pinky finger fracture...hit over .295 for the fourth time in five seasons...played in 27 games for Culiacan of the Mexican Winter League, batting .263 (26-for-99) with two doubles, a home run and eight RBI...signed by Los Angeles-AL as a minor league free agent December 3.

**2014:** Split the season between Triple-A Albuquerque (Los Angeles-NL) and Triple-A Sacramento (Oakland), combining to hit .299 (162-for-545) with 20 doubles, five home runs and 68 RBI in 136 games...started the season in Albuquerque and claimed off waivers by Oakland May 4 and finished the season at Sacramento, hitting .307 (138-for-450) with 17 doubles, two triples, four home runs, 52 RBI and 79 runs scored in 110 games...ranked second in the Pacific Coast League in hits (162) and third in runs (91)...played 37 games with Culiacan in the Mexican Winter League, hitting .297 (41-for-138) with five home runs and 17 RBI...signed with Arizona as minor league free agent November 20.

**2013:** Spent the majority of the season with Triple-A Albuquerque before being recalled by Los Angeles-AL September 14...first major league hit September 14 vs. San Francisco, singling off Tim Lincecum...hit .303 (139-for-459) with 29 doubles, 11 triples, 17 home runs and 100 RBI in 131 games with Albuquerque before recall...named a Pacific Coast League Midseason and Post-Season All-Star...also named a Topps' Triple-A All-Star...ranked among Pacific Coast League leaders in RBI (1st), triples (2nd), slugging percentage (4th, .525), OPS (5th, .888), runs scored (6th, 84) and hits (T-10th, 139)...played 23 games for Lara of the Venezuelan Winter League, hitting .301 (28-for-93) with three doubles, three triples, three home runs and 22 RBI.

**2012:** Spent entire season with Double-A Chattanooga (Los Angeles-NL) hitting .272 (134-for-492) with 24 doubles, 10 triples, eight home runs, 57 RBI and 70 runs scored in 132 games...tied for third in the Southern League in triples (10) and ranked seventh in hits (134), eighth in total bases (202) and tied for ninth in runs scored (70)...led the league with 19 sacrifice bunts.

**2011:** Spent season with Single-A Rancho Cucamonga (Los Angeles-NL), hitting .328 (157-for-479) with 30 doubles, eight triples, 14 home runs, 55 RBI and 28 stolen bases in 115 games...ranked among California League leaders in average (5th, .328), triples (7th, 8), slugging percentage (8th, .511), hits (8th, 157) and stolen bases (T-9th, 28).

**2010:** Split season between Single-A Inland Empire and Single-A Great Lakes (Los Angeles-NL), combining to hit .264 with 19 doubles, eight triples, one home run and 48 RBI in 126 games...finished season by hitting .285 (69-for-242) with nine doubles, two triples, one home run, 23 RBI and 42 runs scored in 61 games with Great Lakes.

**2009:** Spent entire season with Single-A Great Lakes (Los Angeles-NL), hitting .260 (108-for-416) with 12 doubles, five triples, 10 home runs, 63 RBI and 55 runs scored in 110 games.

**2008:** Made professional debut with Advanced Rookie-Level Odgen (Los Angeles-NL)...hit .279 (39-for-140) with 11 doubles, four triples, four home runs, 19 RBI and 32 runs scored in 36 games.

**PROFESSIONAL:** Originally drafted by Los Angeles-NL twice: 35th round of the 2006 First-Year Player Draft and eighth round of 2008 First Year Player Draft; signed by scout Bobby Darwin.

### CAREER HIGHS

Hits: 2, 4x, last 8/23/16 at TOR  
RBI: 2, 3x, last 9/23/16 at HOU  
HR: 1, 8/23/16 at TOR  
GS: --  
SB: 1, 2x, last 9/16/16 vs. TOR  
Hit-Streak: 2, 4x, last 8/27-28/16

### WALK-OFF HITS

None

### MULTI-HR GAMES

None





### BUSS' PLAYING RECORD

YEAR	CLUB	AVG	G	AB	R	H	2B	3B	HR	RBI	SH	SF	HBP	BB	SO	SB	CS	OBP	OPS
2008	Ogden	.279	36	140	32	39	11	4	4	19	4	0	4	17	20	2	2	.373	.873
2009	Great Lakes	.260	110	416	55	108	15	5	10	63	5	6	4	21	75	14	3	.298	.690
2010	Inland Empire	.243	65	247	32	60	10	6	0	25	7	3	1	13	33	6	3	.280	.612
	Great Lakes	.285	61	242	42	69	9	2	1	23	4	3	5	24	30	20	5	.358	.709
2011	Rancho Cucamonga	.328	115	479	86	157	30	8	14	55	15	3	7	27	63	28	10	.369	.880
2012	Chattanooga	.272	132	492	70	134	24	10	8	57	19	4	6	38	71	19	13	.328	.739
2013	Albuquerque	.303	131	459	84	139	29	11	17	100	3	8	8	41	90	21	2	.363	.888
	LOS ANGELES-NL	.105	8	19	0	2	0	0	0	0	0	0	0	1	1	0	0	.150	.255
2014	Albuquerque	.261	26	92	12	24	3	3	1	16	1	1	2	8	12	0	2	.330	.721
	Sacramento	.307	110	450	79	138	17	2	4	52	2	5	4	45	75	14	4	.371	.751
2015	Reno	.296	92	284	43	84	14	3	4	33	2	6	4	24	35	10	4	.351	.760
2016	Salt Lake	.290	87	331	49	96	23	8	6	46	7	4	0	30	66	8	5	.345	.807
	LOS ANGELES-AL	.198	36	81	7	16	7	1	1	8	1	2	0	6	24	2	1	.247	.593
2017	El Paso	.348	114	353	53	123	19	8	11	55	0	6	4	27	54	9	2	.395	.936
<b>Minor League Totals</b>		<b>.294</b>	<b>1079</b>	<b>3985</b>	<b>637</b>	<b>1171</b>	<b>204</b>	<b>70</b>	<b>80</b>	<b>544</b>	<b>69</b>	<b>49</b>	<b>46</b>	<b>315</b>	<b>624</b>	<b>151</b>	<b>55</b>	<b>.349</b>	<b>.789</b>
<b>Major League Totals</b>		<b>.180</b>	<b>44</b>	<b>100</b>	<b>7</b>	<b>18</b>	<b>7</b>	<b>1</b>	<b>1</b>	<b>8</b>	<b>1</b>	<b>2</b>	<b>0</b>	<b>7</b>	<b>25</b>	<b>2</b>	<b>1</b>	<b>.229</b>	<b>.529</b>

### BUSS' CAREER FIELDING RECORD

POSITION	PCT	G	PO	A	E	TC	DP	PB
Outfield	1.000	24	31	1	0	32	0	—

### TWINS BIRTHDAYS

#### JANUARY

January 1, 1994  
January 2, 1994  
January 5, 1989  
January 9, 1995  
January 14, 1984  
January 15, 1991  
January 18, 1989  
January 31, 1991

#### PLAYER (OPENING DAY AGE)

LaMonte Wade (24)  
Felix Jorge (24)  
Eduardo Escobar (29)  
Gabriel Moya (23)  
Erick Aybar (34)  
Mitch Garver (27)  
Michael Pineda (29)  
Tyler Kinley (27)

#### FEBRUARY

February 10, 1993  
February 27, 1984

Max Kepler (25)  
Anibal Sanchez (34)

#### MARCH

March 18, 1977  
March 27, 1990

Fernando Rodney (41)  
Jake Odorizzi (27)

#### APRIL

April 5, 1993  
April 8, 1983  
April 19, 1983  
April 19, 1983

John Curtiss (24)  
Bobby Wilson (34)  
Zach Duke (34)  
Joe Mauer (34)

#### MAY

May 11, 1993  
May 15, 1987  
May 16, 1991  
May 27, 1994

Miguel Sanó (24)  
Brian Dozier (30)  
Dietrich Enns (26)  
José Berrios (23)

#### JUNE

June 18, 1987  
June 20, 1993  
June 24, 1986  
June 26, 1996

Jason Castro (30)  
Adalberto Mejia (24)  
Phil Hughes (31)  
Michael Kohn (31)

#### JULY

July 5, 1993  
July 8, 1994

Jorge Polanco (24)  
Stephen Gonsalves (23)

#### AUGUST

August 1, 1990  
August 7, 1989  
August 21, 1989  
August 22, 1990  
August 25, 1987

#### PLAYER (OPENING DAY AGE)

Kennys Vargas (27)  
Brock Stassi (28)  
Ehire Adrianza (28)  
Alan Buseinitz (27)  
Logan Morrison (30)

#### SEPTEMBER

September 4, 1992  
September 16, 1989  
September 17, 1992  
September 23, 1989  
September 28, 1991  
September 29, 1992

Aaron Slegers (25)  
Robbie Grossman (28)  
Zack Granite (25)  
Trevor May (28)  
Eddie Rosario (26)  
Jake Reed (25)

#### OCTOBER

October 5, 1995  
October 8, 1989  
October 14, 1991  
October 23, 1987  
October 24, 1995

Zack Littell (22)  
Taylor Featherston (28)  
Williams Astudillo (26)  
Kyle Gibson (30)  
Nick Gordon (22)

#### NOVEMBER

November 21, 1988  
November 23, 1995

Ryan LaMarre (29)  
Lewis Thorpe (22)

#### DECEMBER

December 10, 1984  
December 12, 1991  
December 12, 1982  
December 14, 1984  
December 15, 1988  
December 15, 1990  
December 15, 1986  
December 17, 1990  
December 18, 1993  
December 24, 1994  
December 27, 1990  
December 27, 1988  
December 29, 1991

Gregorio Petit (33)  
Myles Jaye (26)  
Ervin Santana (35)  
Chris Heisey (33)  
Ryan Pressly (29)  
Trevor Hildenberger (27)  
Nick Buss (31)  
Taylor Rogers (27)  
Byron Buxton (24)  
Fernando Romero (23)  
Tyler Duffey (27)  
Addison Reed (29)  
Brian Navarreto (23)

List includes non-roster invites





# 25 BYRON BUXTON



## OUTFIELDER

H/W: 6-2/189 B/T: R/R  
Opening Day Age: 24  
Born: 12/18/1993 in Baxley, GA  
Resides: Baxley, GA

Acquired: 1st RD (2nd overall), 2012 MLB Draft  
M.L. Service: 2 years, 64 days  
Options Used: 1 of 3  
Contract Status: Signed thru 2018

**PERSONAL:** Byron Keion Buxton...son, Brixton Scott (12/6/13)...Twitter: @OfficialBuck103...2012 graduate of Appling County (GA) High School...in 2012, ranked top high school prospect in the country at the time of the MLB First-Year Player Draft by *Baseball America*...named 2011-12 Gatorade Georgia Player of the Year, leading Appling County High School to the Georgia Class AA State Championship in 2012...named First-Team Rawlings Preseason All-American after hitting .513 with 17 doubles, three home runs, 35 RBI and 38 stolen bases during senior season; as a pitcher, went 10-1 with five saves and 154 strikeouts in 81.0 innings pitched...struck out 18 batters in 7.0 innings pitched in the deciding game of the Georgia Class AA State Championship Series...selected to play in the Under Armour All-American Game in 2011...played football and was an All-State defensive back and receiver as a senior and All-Region as a quarterback as a junior...participated in Twins Winter Caravan in 2016 and '17.

**CAREER HIGHLIGHTS:** Earned first career Rawlings AL Gold Award® and AL Platinum Glove in 2017... hit three home runs August 27 at Toronto, becoming the eighth player in club history with a three-homer game, joining Bob Allison, Harmon Killebrew, Tony Oliva, Justin Morneau, Max Kepler, Brian Dozier, and Eddie Rosario...given 2016 and 2017 Jim Kaat Award for Twins Defensive Player of the Year and 2017 Bill Boni Award as Most Improved Twin, both voted on by the Twin Cities Chapter of the BBWAA...named Twins top prospect entering 2016, as well as best hitter for average, fastest baserunner, best athlete, best defensive outfielder and best outfield arm in Twins system by *Baseball America*...named Twins top prospect entering 2015, as well as best hitter for average, fastest baserunner, best athlete, best defensive outfielder and best outfield arm in the Twins system by *Baseball America*...named top prospect in baseball by MLB.com entering 2015...named 2013 Most Valuable Player and Prospect of the Year in the Midwest League by *Baseball America*...awarded with 54th annual J.G. Taylor Spink Award as Topps/Minor League Baseball's Player of the Year in 2013...named 2013 Minor League Player of the Year by *Baseball America*...given 2013 Sherry Robertson Award as Twins minor league Player of the Year...named top prospect, best hitter for average, fastest baserunner, best athlete, best defensive outfielder and best outfield arm in Twins system by *Baseball America* entering 2014...selected to play for the U.S. in the 2013 SiriusXM All-Star Futures Game at Citi Field.

### 2017:

- Made Twins Opening Day roster for second time in career and was Opening Day centerfielder April 3 vs. Kansas City, batting third.
- Began the season hitting .195 (46-for-236) in first 78 games to July 3, but hit .314 (71-for-226) in final 62 games.
- Placed on 10-day disabled list with left groin strain July 15; reinstated August 1.
- Named Twins representative for the Heart and Hustle Award.
- Hit safely in career-high 12 straight August 10-21, hitting .400 (18-for-45) with two doubles, two triples, four home runs and 12 RBI.
- Hit .387 (12-for-31) in 10 July games and .324 (34-for-105) in 29 August games.
- Hit second career inside-the-park homer August 18 vs. Arizona; added a double and a triple, becoming just the fifth player in baseball in 70-plus years since the end of World War II, and the first in 41 years, to have those three types of hits in the same game. Jerry Snyder (1956), Roger Maris (1958), George Altman (1961), and Al Bumbry (1976).
- Hit three home runs August 27 at Toronto, becoming the eighth player in club history with a three-homer game, joining Bob Allison (May 17, 1963 at Cleveland), Harmon Killebrew (September 21, 1963 at Boston), Tony Oliva (July 3, 1973 at Kansas City), Justin Morneau (July 6, 2007 at Chicago-AL), Max Kepler (August 1, 2016 at Cleveland), Brian Dozier (September 5, 2016 vs. Kansas City), and Eddie Rosario (June 13, 2017 vs. Seattle); also set single-game career-highs in hits (4) and RBI (5); also stole a base in the game, becoming just the fifth player in AL history to steal a base and hit three homers, joining Carl Reynolds (1930), Leroy Stanton (1973), Joe Carter (1989) and Alex Rodriguez (2010).
- Named the AL Player of the Week for the period ending August 27th, hitting .333 (11-for-33) with nine runs scored, a double, five home runs, 10 RBI and two stolen bases in eight games; among AL players, finished first in home runs; tied for first in total bases (27); tied for second in extra-base hits (6) and RBI; fourth in slugging percentage (.818); and tied for fourth in hits and stolen bases.
- Missed one game on August 30 after hurting his hamate bone on left hand.
- Stole 24 consecutive bases May 24 through the end of the season, setting a Twins record for consecutive steals.

### CAREER HIGHS

Hits: 4, 8/27/17 at TOR  
RBI: 5, 8/27/17 at TOR  
HR: 3, 8/27/17 at TOR  
GS: 1, 9/4/16 vs. CWS  
SB: 2, 6/14/17 vs. SEA  
Hit-Strike: 12, 8/10-21/17

### WALK-OFF HITS

9/14/17 vs. TOR (HR)

### MULTI-HR GAMES

8/27/17 at TOR (3)



### MLB LEADERS

#### DEFENSIVE RUNS SAVED IN 2017

1. Andrelton Simmons, SS, LAA.....32
2. Mookie Betts, OF, BOS.....31
3. **Byron Buxton, OF, MIN.....24**
4. Tucker Barnhart, C, CIN.....21
5. Nolan Arenado, 3B, COL.....20



- Set single-season career-highs in games (140), runs (69), hits (117), home runs (16), RBI (51), walks (38) and stolen bases (29).
- Went 29-for-30 in stolen base attempts for a 96.7% success rate, the highest in baseball and a Twins record; highest in baseball since Alcides Escobar in 2013 (100.0%)
- Ranked third in baseball in defensive runs saved (24), second among outfielders (Andrelton Simmons - 32 and Mookie Betts - 31).
- Posted a .951 Zone Rating, the fourth-best for a centerfielder in baseball history and best since Gabe Kapler in 1999 (.953).
- Played 137 games (131 starts) in centerfield, fourth-most in the AL; most for a Twin since Denard Span played 153 games in 2010.
- Given 2017 Wilson® Defensive Player of the Year Award as well as their award for Best Defensive Centerfielder.
- Given 2017 Jim Kaat Award for Twins Defensive Player of the Year and Charles O. Johnson Award for Most Improved Twin, both awards voted on by the Twin Cities Chapter of the BBWAA.
- Given 2017 Rawlings Gold Glove Award®, becoming fourth different outfielder in club history, joining Tony Oliva (1x, 1966), Kirby Puckett (6x, 1986-89 & 1991-92) and Torii Hunter (7x, 2001-07)...also earned the AL Platinum Glove Award (Colorado's Nolan Arenado won NL).

**2016:** Made Twins Opening Day roster for first time in career and was Opening Day centerfielder April 4 at Baltimore, batting ninth...hit .156 (7-for-45) in 17 games and was optioned to Triple-A Rochester April 25...named International League Player of the Week May 29, hitting .478 (11-for-23) with three doubles, three home runs, five RBI, eight runs scored and three walks in six games...recalled by Minnesota May 31 (Danny Santana, disabled list)...recorded first career three-hit game with Twins June 5 vs. Tampa Bay...hit .204 (31-for-152) in 46 games for the Twins in second stint and was optioned to Triple-A Rochester August 8...named International League Player of the Week for second time August 28, hitting .353 (12-for-35) with one double, four home runs, eight RBI and eight runs scored in seven games...recalled by Minnesota for final time September 1...hit first career grand slam September 4 vs. Chicago-AL, off Anthony Ranaudo...was part of a stretch in which he hit five home runs with 12 RBI in an eight-game span for the Twins September 1-9...hit inside-the-park home run October 2 at Chicago-AL, off Chris Sale, which was also his first career leadoff homer (first time hitting out of leadoff position all season)...also marked his 10th home run, becoming the 11th different Twin to reach double-digit home run totals, tying an MLB record (Detroit - 2004 and Houston - 2015)...hit .287 (29-for-101) with six doubles, two triples, nine home runs, 22 RBI, 24 runs scored and 10 walks in 29 September/October games; 24 runs scored led the AL, nine home runs were tied for seventh, and 22 RBI ranked 10th...combined to hit .256 (125-for-488) with 30 doubles, nine triples, 21 home runs, 62 RBI, 85 runs scored and 17 stolen bases in 141 games between Rochester and Minnesota...given 2016 Jim Kaat Award for Twins Defensive Player of the Year as voted on by the Twin Cities Chapter of the BBWAA.

**2015:** Was an invite to Twins spring training for second straight season and was reassigned to minor league camp March 15...named Twins minor league Player of the Week May 3, hitting .423 (11-for-26) with one double, one home run, six RBI, nine runs scored, six walks and four stolen bases...hit second professional grand slam May 19 vs. Montgomery...had his contract selected by Minnesota June 14...named Southern League All-Star, but did not play in game due to promotion to Minnesota...made major league debut June 14 at Texas, starting in centerfield and batting ninth, going 0-for-4 with a run scored, the game-winning run in the ninth inning in a 4-3 Twins win...recorded first major league hit, June 15 at St. Louis, tripling off John Lackey; became the fourth Twin to ever triple for first major league hit, joining Jorge Polanco (June 27, 2014), Jimmie Hall (April 16, 1963) and Bernie Allen (April 10, 1962)...recorded first career stolen base June 21 vs. Chicago-NL...placed on 15-day disabled list June 26 with a left thumb sprain, an injury he suffered on June 23 vs. Chicago-AL, attempting to steal second base...named International League Player of the Week August 10-16, hitting .400 (14-for-35) with one triple, one home run, four RBI and seven runs scored in eight games...recalled by Minnesota August 20 when the Twins placed Aaron Hicks on the disabled list...recorded first career RBI August 22 at Baltimore, singling in Torii Hunter...hit first career home run September 27 at Detroit, a solo shot off Jose Valdez...named an outfielder on MiLB.com Twins organizational All-Star team...named second best prospect in the Southern League by *Baseball America* (teammate Miguel Sano ranked first)...ranked top prospect, best hitter for average, fastest baserunner, best athlete, best defensive outfielder and best outfield arm in Twins system by *Baseball America*, entering 2016.

**2014:** Played in first career Twins spring training and was reassigned to minor league camp March 9, reporting to Single-A Ft. Myers...began season on 7-day disabled list with a sprained left wrist after diving for a fly ball in a minor league spring training game March 16; reinstated May 4...played in just five regular season games for the Miracle and was placed back on DL May 9 after re-aggravating his wrist diving for a fly ball; reinstated July 6...played one game for the Rock Cats in centerfield August 13 vs. Bowie; in that game collided with rightfielder Mike Kvasnicka, both diving for a ball, and Buxton suffered a concussion...placed on 7-day disabled list August 14, ending his season...played for Salt River in Arizona Fall League, hitting .263 (15-for-57) in 13 games; dove for a ball October 27 and fractured left middle finger ending his AFL season...named an outfielder on the AFL Top Prospect Team...named Twins top prospect, best hitter for average, fastest baserunner, best athlete, best defensive outfielder and best outfield arm in the Twins system by *Baseball America* entering 2015...named top prospect in baseball by MLB.com entering 2015.

**2013:** Named Twins minor league Player of the Month for April, hitting .392 (31-for-79) with five doubles, three triples, four home runs, 21 RBI, 25 runs scored and nine stolen bases in 22 games...hit first professional grand slam May 16 vs. Burlington...named Twins minor league Player of the Week June 14, hitting .406 (13-for-32) with three doubles, nine RBI and six runs scored in seven games...named a Midwest League Midseason All-Star...ranked top prospect in baseball at midseason by *Baseball America* and MLB.com...selected to play for the U.S. in the SiriusXM All-Star Futures Game at Citi Field in New York, going 0-for-2 with two strikeouts off the bench...named Florida State League Player of the Week July 29, hitting .333 (10-for-30) with three triples, three home runs, six RBI, eight runs scored and six walks in seven games for the Miracle...named Twins minor league Player of the Month for August, hitting .402 (35-for-87) with 20 walks, 16 stolen bases, 21 runs scored and a .523 on-base percentage in 26 games...also named August Player of the Month by Topps...combined to hit .334 (163-for-488) with 19 doubles, 18 triples, 12 home runs, 77 RBI, 109 runs scored and 55 stolen bases in 125 games between both levels...led all minor league full-season players in triples (18), second in runs scored (109), tied for sixth in OPS (.944), 10th in hits (163) and 12th in stolen bases (55)...named Postseason All-Star, Most Valuable Player and Prospect of the Year in the Midwest League by *Baseball America*...awarded with 54th annual J.G. Taylor Spink Award as Topps/Minor League Baseball's Player of the Year; at 19-years-old, he joined Mike Trout (2010), Delmon Young (2005) and Andrew Jones (1996) as only players to win the award as teenager...named to Topps/Minor League Baseball's Class-A All-Star Team...named Minor League Player of the Year by *Baseball America* after being named Minor League All-Star, High Class-A All-Star, Low-Class A Player of the Year and Low Class-A All-Star by same publication...was given the Sherry Robertson Award as Twins minor league Player of the Year...played in 12 games in the Arizona Fall League with Glendale Desert Dogs, hitting .212 (11-for-52) with one double, three home runs, eight RBI and 10 runs scored before being shutdown with a right shoulder strain...named to West Division Fall Stars Team...ranked number one on the Top 20 AFL Prospect List by *Baseball America*...named to AFL Top Prospects Team...named an outfielder on MiLB.com Twins organizational All-Star team...named top prospect, best hitter for average, fastest baserunner, best athlete, best defensive outfielder and best outfield arm in Twins system by *Baseball America* entering 2014.



**2012:** Ranked top prospect in Gulf Coast League by *Baseball America*...ranked 10th best prospect in Appalachian League by *Baseball America*...ranked second best prospect in Twins organization by *Baseball America* entering 2013...ranked 19th best prospect in baseball by MLB.com and 10th best by *Baseball America* entering 2013.

**PROFESSIONAL:** Selected by Twins second overall in first round of 2012 First-Year Player Draft, the highest Twins draft pick since selecting Joe Mauer with the number one pick in the 2001 draft...was just the third second overall pick in Twins history, previous two being right-handed pitcher Adam Johnson in 2000 and first baseman Travis Lee in 1996...signed by scout Jack Powell.

### BUXTON'S PLAYING RECORD

YEAR	CLUB	AVG	G	AB	R	H	2B	3B	HR	RBI	SH	SF	HBP	BB	SO	SB	CS	OBP	OPS
2012	GCL Twins	.216	27	88	17	19	4	3	4	14	0	0	3	11	26	4	3	.324	.790
	Elizabethton	.286	21	77	16	22	6	1	1	6	0	0	2	8	15	7	0	.368	.797
2013	Cedar Rapids	.341	68	270	68	92	15	10	8	55	3	3	1	44	56	32	11	.431	.990
	Ft. Myers	.326	57	218	41	71	4	8	4	22	0	1	2	32	49	23	8	.415	.887
2014	Ft. Myers	.240	30	121	19	29	4	2	4	16	0	0	3	10	33	6	2	.313	.718
	New Britain	.000	1	3	0	0	0	0	0	0	0	0	0	3	0	0	0	.000	.000
2015	Chattanooga	.283	59	237	44	67	7	12	6	37	0	4	1	26	51	20	2	.351	.840
	Rochester	.400	13	55	11	22	3	1	1	8	0	0	0	4	12	2	1	.441	.986
	<b>MINNESOTA</b>	<b>.209</b>	<b>46</b>	<b>129</b>	<b>16</b>	<b>27</b>	<b>7</b>	<b>1</b>	<b>2</b>	<b>6</b>	<b>2</b>	<b>0</b>	<b>1</b>	<b>6</b>	<b>44</b>	<b>2</b>	<b>2</b>	<b>.250</b>	<b>.576</b>
2016	Rochester	.305	49	190	41	58	11	3	11	24	0	2	3	14	58	7	0	.359	.927
	<b>MINNESOTA</b>	<b>.225</b>	<b>92</b>	<b>298</b>	<b>44</b>	<b>67</b>	<b>19</b>	<b>6</b>	<b>10</b>	<b>38</b>	<b>4</b>	<b>3</b>	<b>3</b>	<b>23</b>	<b>118</b>	<b>10</b>	<b>2</b>	<b>.284</b>	<b>.714</b>
2017	Rochester	.417	3	12	3	5	0	0	2	3	0	0	0	1	3	0	0	.462	1.378
	<b>MINNESOTA</b>	<b>.253</b>	<b>140</b>	<b>462</b>	<b>69</b>	<b>117</b>	<b>14</b>	<b>6</b>	<b>16</b>	<b>51</b>	<b>5</b>	<b>2</b>	<b>4</b>	<b>38</b>	<b>150</b>	<b>29</b>	<b>1</b>	<b>.314</b>	<b>.728</b>
<b>Minor League Totals</b>		<b>.303</b>	<b>328</b>	<b>1271</b>	<b>260</b>	<b>385</b>	<b>54</b>	<b>40</b>	<b>41</b>	<b>185</b>	<b>3</b>	<b>10</b>	<b>15</b>	<b>150</b>	<b>306</b>	<b>101</b>	<b>27</b>	<b>.380</b>	<b>.885</b>
<b>Major League Totals</b>		<b>.237</b>	<b>278</b>	<b>889</b>	<b>129</b>	<b>211</b>	<b>40</b>	<b>13</b>	<b>28</b>	<b>95</b>	<b>11</b>	<b>5</b>	<b>8</b>	<b>67</b>	<b>312</b>	<b>41</b>	<b>5</b>	<b>.295</b>	<b>.701</b>

### BUXTON'S CAREER FIELDING RECORD

POSITION	PCT	G	PO	A	E	TC	DP	PB
Outfield	.988	273	747	10	9	766	1	—

### BUXTON'S WILD CARD GAME RECORD

YEAR	OPPONENT	AVG	G	AB	R	H	2B	3B	HR	RBI	SH	SF	HBP	BB	SO	SB	CS	OBP	OPS
2017	New York-AL	.000	1	2	0	0	0	0	0	1	0	0	0	0	1	1	0	.000	.000







# 15 JASON CASTRO



## CATCHER

H/W: 6-3/212      B/T: L/R  
Opening Day Age: 30  
Born: 6/18/1987 in Castro Valley, CA  
Resides: Houston, TX

Acquired: Signed as free agent. 11/30/16  
M.L. Service: 7 years, 104 days  
Options Used: 0 of 3  
Contract Status: Signed thru 2019

**PERSONAL:** Jason Michael Castro...Twitter: @J\_Castro15...wife, Maris...son, Brady...2005 graduate of Castro Valley (CA) High School...attended Stanford University from 2006-08...Jason and his wife began the charity program Castro's Kids in 2013, which has donated more than 60,000 books to the Houston Independent School District...he and Maris have also been active in supporting Friends for Life, a no-kill animal shelter based in Houston, and the Astros Foundation's cornerstone programs - the Community Leaders program, the Astros Urban Youth Academy and the Astros RBI program.

**CAREER HIGHLIGHTS:** Twins mark second organization (Houston, 2008-15)...switched uniform number from 21 to 15 in off-season of 2017-18 after Glen Perkins' retirement...in 2015, named finalist for AL Gold Glove Award as catcher...appeared in postseason with Houston in 2015 and Minnesota in 2017...named Astros nominee for 2014 Roberto Clemente Award...in 2013, was an American League All-Star, a two-time AL Player of the Week and was named the Astros Team MVP by the Houston Chapter of the BBWAA...in 2012, named Astros Darryl Kile "Good Guy" Award as voted on by the Houston Chapter of the BBWAA...ranks fourth in games caught (572) on Houston's all-time list and ranks second on same list in home runs (59), trailing Alan Ashby (69)...ranked number one prospect and the best defensive catcher in Houston system following the 2008 and 2009 seasons by *Baseball America*.

### 2017:

- Was Twins Opening Day catcher April 3 vs. Kansas City, batting sixth...was sixth consecutive Opening Day roster, first with the Twins...went 2-for-3 with a walk and two RBI.
- Walked nine times and drove in seven runs in first eight games as Twin, including his first career four-walk game April 5 vs. Kansas City.
- Hit safely in season-high 11 straight May 22-June 9.
- Tied single-game career-highs with four hits and four RBI June 13 vs. Seattle; his fourth hit was the 26th of the game for the Twins, which passed the single-game club record of 25 set in 2002 (Twins finished with 28 hits).
- Recorded fourth career multi-homer game September 12, 2017 vs. San Diego; tied career high with four RBI.
- Hit 10th home run on final day of season October 1, reaching double digits in homers for the fifth consecutive season.
- Hit .263 against left-handed pitching and .234 against right-handers.
- Finished with a .242 batting average and .333 on-base percentage, both highs since 2013.
- Caught 108 games (104 starts), most on the team and fourth-most in the AL; also ranked fourth in innings caught (908.1).

### CAREER HIGHS

Hits: 4, 2x, last 6/13/17 vs. SEA  
RBI: 4, 7x, last 9/12/17 vs. SD  
HR: 2, 4x, last 9/12/17 vs. SD  
GS: 3, last 8/3/15 at TEX  
SB: 1, 5x, last 6/8/16 at TEX  
Hit-Strike: 12, 7/31-8/14/13

### WALK-OFF HITS

6/27/14 vs. DET (HR)  
7/30/15 vs. LAA (HR)  
8/23/15 vs. LAD (HR)

### MULTI-HR GAMES

9/28/12 at MIL  
5/25/13 vs. OAK  
8/24/13 vs. TOR  
9/12/17 vs. SD



### AL LEADERS

#### GAMES CAUGHT SINCE 2013

1. Salvador Perez	665
2. Jason Castro	534
3. Yan Gomes	478
4. Mike Zunino	464
5. Brian McCann	421

**2016:** Played fifth season with Houston, spending entire season with Astros for third straight year...made fifth consecutive Opening Day roster; made fifth consecutive Opening Day start April 5 at New York-AL...missed three games while on the Paternity List May 10-12...recorded two triples April 11 and April 13, both against Kansas City...became second catcher since 2000 to record two triples within his club's first nine games of a season (J.P. Arencibia in 2011 with Toronto)...made first career appearance at first base July 26 vs. New York-AL; his first career appearance at any position other than catcher...also played first base on July 29 and July 30, both at Detroit...finished the season first among AL catchers in triples (3), second in walks (43), fifth in on-base percentage (.309) and tied for hit in doubles (16)...reached 100 catcher caught stealings in his career in final game September 30 at Los Angeles-AL...became one of just four catchers in Astros franchise history to reach the mark, joining Alan Ashby (251), Brad Ausmus (209) and Craig Biggio (104)...started 102 games at catcher, the fifth most in the AL...caught 22.4 percent of attempting base stealers (13-of-58)...stole two bases, tying a career-high, previously accomplished in 2013.

**2015:** Made fourth consecutive Opening Day start for Houston...placed on the 15-day disabled list with strained right quad August 29; reinstated September 17...named one of three finalists for the 2015 AL Gold Glove Award at catcher...made 102 starts at catcher with Houston going 60-42 (.588) in his starts...threw out 24-of-66 runners attempting to steal (32.3%), marking the best caught stealing percentage by a Houston catcher since Brad Ausmus threw out 40% of runners attempting to steal (30-for-75) in 2001...ranked fifth among AL catchers in caught stealing percentage, and second in fielding percentage (.999, 840 total chances, 1 error)...was AL's second-best pitch framer, behind only Tyler Flowers of the White Sox, according to Baseball Prospectus; added 12.6 runs with his framing, behind Flowers' mark of 17.5...caught first no-hitter of career on August 21 vs. Los Angeles-NL (Mike Fiers)...started at catcher in all six of Houston's postseason games, hitting .063 (1-for-16)...in the Wild Card Game at New York-AL, became first Houston catcher to catch a shutout in the postseason since Brad Ausmus in Game 5 of the 2004 NLCS vs. St. Louis...recorded first career postseason hit and RBI in Game 3 of ALDS, giving Houston the lead with a two-run single in the fifth inning.



**2014:** Made third consecutive Opening Day roster and remained with Houston for entire season...named Astros nominee for the 2014 Roberto Clemente Award...played a career-high 126 games, making a career-high 121 starts (110 at catcher, 11 at designated hitter)...ranked tied for sixth in homers (14) among AL catchers and tied for fifth in doubles (21)...threw out a career-high 21 runners attempting to steal (21-of-102, 20.6%)...saved nine runs above an average MLB catcher with his pitch framing, according to StatCorner.com...ranked 11th among all MLB catchers in Baseball Prospectus' pitch framing metric.

**2013:** Was Astros Opening Day catcher for second time in career...named AL Player of the Week, hitting .579 with three home runs, five RBI and a .636 OBP for the week of May 20-26...named AL Player of the Week again August 26 after hitting .529 with six extra-base hits (2 doubles, 1 triple, 3 homers), five RBI and a 1.913 OPS...named to AL All-Star team as reserve but did not appear...placed on the 15-day disabled list September 17 with right knee discomfort...had cyst on right knee drained September 3 and had a minor arthroscopic procedure done September 19...named Astros Team MVP by the Houston Chapter of the BBWAA...finished by setting single-season Astros records by a catcher in doubles (35), homers (18), runs scored (63), extra-base hits (54), SLG (.485), multi-hit games (33) and OPS (.835)...led AL catchers in slugging (min. 450 plate appearances) and finished second in OPS (.835), third in runs (63) and OBP (.350), tied for third in doubles (35), fourth in homers (18) and tied for sixth in hits (120)...finished second among AL catchers in WAR (4.5) behind Joe Mauer (5.4).

**2012:** Returned to game action in Astros spring training after missing 2011 with a right knee injury...made first career Opening Day start April 6 vs. Colorado...led Houston catchers with a 4.34 catcher's ERA (646.2 IP, 312 ER) in 79 games (73 starts)...caught 12 of 69 attempting base stealers on the season (17%)...named Astros 2012 Darryl Kile "Good Guy" Award as voted on by the Houston Chapter of the BBWAA.

**2011:** Missed entire season recovering from a right knee injury...sustained the injury while trying to avoid a tag at first base on March 2 against Detroit in Lakeland, FL in the club's third game of spring training...underwent surgery March 4 at Houston Methodist Hospital, which repaired a large tear of the medial meniscus and reconstructed his anterior cruciate ligament (ACL)...spent season rehabbing before returning to baseball activities in September...participated in the Astros Instructional League in October before joining the Arizona Fall League...played in 12 games for Salt River, hitting .289 (11-for-38) with one double, four RBI and a .404 on-base percentage.

**2010:** Spent most of spring training with the Astros as non-roster invitee; was youngest player invited to major league spring training...began season with Triple-A Round Rock; had contract selected June 22...recorded first major league hit in first major league plate appearance June 22 against San Francisco, singling off Tim Lincecum...also threw out two base stealers in his MLB debut.

**2009:** Played for seven different teams during the 2009 calendar year, including the 2009 spring training Astros, Single-A Lancaster, Double-A Corpus Christi Hooks, the US squad in the XM All-Star Futures Game, the US team in the IBAF World Cup, the Peoria Saguaros in the Arizona Fall League and the West squad in the AFL Rising Stars Game...began season as a non-roster invitee to Astros Spring Training; was youngest player invited to spring training at the age of 21...earned Lancaster Defensive Player of the Month for April and May...invited to play in the All-Star Futures Game held in St. Louis on July 12; hit a three-run home run in the fifth inning for the U.S. Futures off Blue Jays left-handed pitching prospect Luis Perez...following the season, was one of two catchers selected to represent the United States in the 2009 IBAF World Cup, where the US captured the gold medal after going 14-1 in pool play...after the international tournament, Castro returned to the States and was assigned to the Peoria Saguaros of the Arizona Fall League...played his final game of the season on November 5, as the starting catcher of the West squad in the Rising Stars Game of the AFL...named Houston's number one prospect and Best Defensive Catcher in system by *Baseball America*, entering 2010; named 41st best prospect in baseball by same publication.

**2008:** Spent first professional season with Single-A Tri-City...made his professional debut July 14...named Defensive Player of the Month for August...played in the Hawaiian Winter League following the season, and earned Postseason All-Star honors...named Houston's number one prospect and Best Defensive Catcher in system by *Baseball America*, entering 2009; named top prospect in New York-Penn League by same publication.

**AMATEUR CAREER:** Attended Stanford University from 2006-08...in 2008, his junior year at Stanford, hit a team-leading .376 with 14 home runs and 73 RBI en route to being named to the All Pac-10 team...helped Stanford to the College World Series in 2008 and was named the team's MVP...graduated from Stanford in the fall of 2013, after taking classes in consecutive off-seasons...received a degree in sociology with a concentration in business organizations.

**PROFESSIONAL:** Selected by Houston in the first round (10th overall) of the 2008 First-Year Player Draft; scout Joe Graham...originally selected by Boston in the 43rd round of the 2005 First-Year Player Draft but elected to attend Stanford University (2006-08).

### CASTRO'S PLAYING RECORD

YEAR	CLUB	AVG	G	AB	R	H	2B	3B	HR	RBI	SH	SF	HBP	BB	SO	SB	CS	OBP	OPS
2008	Tri-City	.275	39	138	10	38	9	0	2	12	0	0	2	22	32	0	2	.383	.767
2009	Lancaster	.309	56	207	27	64	20	1	7	44	0	3	3	30	41	1	1	.399	.916
	Corpus Christi	.293	63	239	38	70	11	1	3	29	0	2	2	25	35	2	1	.362	.747
2010	Round Rock	.265	57	211	31	56	7	0	4	26	0	0	1	32	34	1	1	.365	.720
	HOUSTON	.205	67	195	26	40	8	1	2	8	0	0	0	22	41	0	0	.286	.573
2012	Corpus Christi	.800	3	5	1	4	2	0	0	0	0	0	0	2	0	0	0	.857	2.057
	Oklahoma City	.462	4	13	1	6	1	0	1	2	0	0	0	2	1	0	0	.533	1.302
	HOUSTON	.257	87	257	29	66	15	2	6	29	2	4	1	31	61	0	0	.334	.735
2013	HOUSTON	.276	120	435	63	120	35	1	18	56	0	4	2	50	130	2	1	.350	.835
2014	HOUSTON	.222	126	465	43	103	21	2	14	56	1	3	9	34	151	1	0	.286	.652
2015	HOUSTON	.211	104	337	38	71	19	0	11	31	0	3	2	33	115	0	0	.283	.648
2016	HOUSTON	.210	113	329	41	69	16	3	11	32	1	0	1	45	123	2	1	.307	.684
2017	MINNESOTA	.242	110	356	49	86	22	0	10	47	1	1	4	45	108	0	0	.333	.720
	Minor League Totals	.293	222	813	108	238	50	2	17	113	0	5	8	113	143	4	5	.382	.804
	Major League Totals	.234	727	2374	289	555	136	9	72	259	5	15	19	260	729	5	2	.313	.702



### CASTRO'S CAREER FIELDING RECORD

POSITION	PCT	G	PO	A	E	TC	DP	PB
Catcher	.995	680	4720	322	25	5067	40	60
First Base	1.000	3	7	1	0	8	0	—
<b>Totals</b>	<b>.995</b>	<b>683</b>	<b>4727</b>	<b>323</b>	<b>25</b>	<b>5074</b>	<b>40</b>	<b>60</b>

### CASTRO'S WILD CARD GAME RECORD

YEAR	OPPONENT	AVG	G	AB	R	H	2B	3B	HR	RBI	SH	SF	HBP	BB	SO	SB	CS	OBP	OPS
2015	New York-AL	.000	1	2	0	0	0	0	0	0	0	0	0	1	1	0	0	.333	.333
2017	New York-AL	.000	1	3	0	0	0	0	0	0	0	0	0	0	3	0	0	.000	.000
<b>Wild Card Totals</b>		<b>.000</b>	<b>2</b>	<b>5</b>	<b>0</b>	<b>0</b>	<b>0</b>	<b>0</b>	<b>0</b>	<b>0</b>	<b>0</b>	<b>0</b>	<b>0</b>	<b>1</b>	<b>4</b>	<b>0</b>	<b>0</b>	<b>.167</b>	<b>.167</b>

### CASTRO'S DIVISION SERIES RECORD

YEAR	OPPONENT	AVG	G	AB	R	H	2B	3B	HR	RBI	SH	SF	HBP	BB	SO	SB	CS	OBP	OPS
2015	Kansas City	.071	5	14	1	1	0	0	0	2	0	0	0	1	7	0	0	.133	.205

### CASTRO'S ALL-STAR GAME RECORD

YEAR	HOST	AVG	G	AB	R	H	2B	3B	HR	RBI	SH	SF	HBP	BB	SO	SB	CS	OBP	OPS
2013	New York-NL	DID NOT PLAY																	







# 27 JOHN CURTISS

**RIGHT-HANDED PITCHER**

H/W: 6-5/215      B/T: R/R  
Opening Day Age: 24  
Born: 4/5/1993 in Dallas, TX  
Resides: Southlake, TX

Acquired: 6th RD, 2014 MLB Draft  
M.L. Service: 40 days  
Options Used: 0 of 3  
Contract Status: Signed thru 2018

**PERSONAL:** John Pickens Curtiss...@JohnCurtiss43...made 23 appearances (1 start) for the University of Texas as a redshirt sophomore in 2014, going 2-3 with nine saves, a 2.28 ERA (43.1 IP, 11 ER), 33 strikeouts and 15 walks as the Longhorn closer...underwent "Tommy John" and thoracic outlet surgery in 2012 and 2013...in 56 career appearances (5 starts) with Texas he went 4-6 with 11 saves, a 3.01 ERA (107.2 IP, 36 ER), 81 strikeouts and 40 walks...was originally selected by the Rockies in the 30th round of the 2011 Draft...was a double-major (History and English), and was named to the Capital One Academic All-America First-Team (named by CoSIDA) in 2014 as well as named to the Big 12 Commissioner's Honor Roll...lettered twice at Southlake (TX) High School...was team captain his senior year...won the Team Hustle Award as a junior...was a USA Today Second-Team All-American as a senior...also a Rawlings Preseason Second-Team All-American...compiled a 9-0 record through 72.2 innings pitched with a 0.96 ERA and 101 strikeouts as a senior...also played for Logan Stout and the Dallas Patriots in the AABC Summer League...participated in 2017-18 Twins Winter Caravan.

## CAREER HIGHS

IP: 1.2, 9/30/17 vs. DET  
SO: 2, 2x, last 9/30/17 vs. DET  
Walks: 2, 8/26/17 at TOR  
CG: --  
Low-Hit CG: --  
Win-Streak: --



### 2017:

- Began the season with Double-A Chattanooga and went 2-0, 0.72 ERA (25.0 IP, 2 ER) with 35 strikeouts and 13 saves before promotion to Triple-A Rochester on June 23.
- Named Twins minor league Player of the Week May 27, pitching 3.0 scoreless innings with one hit, one walk, six strikeouts and three saves in three games.
- Appeared in 18 games for the Red Wings with a 1.85 ERA (24.1 IP, 5 ER); contract selected by the Twins on August 23.
- Made major league debut on August 25 at Toronto, striking out Steve Pearce in a perfect ninth inning as the Twins won 6-1.
- Named relief pitcher on the Twins Organizational All-Star team by MiLB.com.

**2016:** Began the season with Single-A Cedar Rapids...made six appearances, tossing 8.0 scoreless innings and going 2-for-2 in save opportunities before being transferred to Single-A Ft. Myers...made 23 second-half relief appearances for the Miracle, posting a 1.80 ERA (30.0 IP, 6 ER) in that span.

**2015:** Began the season with Single-A Cedar Rapids in the starting rotation, making seven starts...placed on the disabled list May 26 with a concussion...went on rehab assignment with the GCL Twins and made five relief appearances...reinstated from the disabled list August 5 and moved to the Kernels bullpen for the remainder of the season.

**2014:** Spent first professional season with Rookie Elizabethton...made three straight relief appearances and ended the season making six straight starts.

**PROFESSIONAL:** Selected by the Twins in the sixth round of the 2014 First-Year Player Draft...signed by scout Marty Esposito.

## CURTISS' PITCHING RECORD

YEAR	CLUB	W-L	ERA	G	GS	CG	SH	SV	IP	H	R	ER	HR	HB	BB	SO	WP	K/9	BAA
2014	Elizabethton	2-1	2.30	9	6	0	0	0	31.1	33	8	8	1	0	7	41	3	11.8	.273
2015	GCL Twins	1-0	1.13	5	0	0	0	0	8.0	7	2	1	0	1	4	7	1	7.9	.233
	Cedar Rapids	3-3	6.07	16	7	0	0	2	46.0	62	33	31	10	3	10	44	3	8.6	.323
2016	Cedar Rapids	0-0	0.00	6	0	0	0	2	8.0	2	0	0	0	1	2	17	2	19.1	.077
	Ft. Myers	0-2	3.06	38	0	0	0	3	53.0	42	20	18	0	2	23	68	5	11.5	.220
2017	Chattanooga	2-0	0.72	21	0	0	0	13	25.0	12	3	2	0	0	12	35	3	12.6	.140
	Rochester	0-0	1.85	18	0	0	0	6	24.1	11	5	5	0	0	10	33	3	12.2	.131
	MINNESOTA	0-0	8.31	9	0	0	0	0	8.2	9	8	8	2	1	2	10	2	10.4	.257
	Minor League Totals	8-6	2.99	113	13	0	0	26	195.2	169	71	65	11	7	68	245	20	11.3	.232
	Major League Totals	0-0	8.31	9	0	0	0	0	8.2	9	8	8	2	1	2	10	2	10.4	.257

## CURTISS' CAREER FIELDING RECORD

POSITION	PCT	G	PO	A	E	TC	DP	PB
Pitcher	1.000	9	1	2	0	3	0	—





# 2 BRIAN DOZIER



## SECOND BASEMAN

H/W: 5-11/198      B/T: R/R  
Opening Day Age: 30  
Born: 5/15/1987 in Fulton, MS  
Resides: Hattiesburg, MS

Acquired: 8th RD, 2009 MLB Draft  
M.L. Service: 5 years, 100 days  
Options Used: 1 of 3  
Contract Status: Signed thru 2018

**PERSONAL:** James Brian Dozier (pronounced DOE-zher)...Twitter: @BrianDozier...wife, Renee (Hrapmann)...2005 graduate of Itawamba Agricultural (MS) High School, where he also earned three letters in football, two in golf and one in basketball...was four-year starter while there...was two-time All-State selection and four-time All-Area and All-Division selection in baseball as well as "Player of the Year" in north Mississippi...attended the University of Southern Mississippi from 2006-09, hitting .355 (307-for-864) with 55 doubles, seven triples, 16 home runs, 152 RBI and 185 runs scored in 224 career games...named Second-Team All-C-USA as junior, NCAA All-Oxford Regional Team as sophomore and Louisville Slugger Freshman All-American and C-USA All Freshman Team...participates annually in Twins Winter Caravan...also goes on annual mission trips to Central America with his wife, Renee, to build schools and dig ditches to houses for clean water systems for an organization called Amigos for Christ...created Dozier's Heroes, which purchases tickets for and visits with recently returning military members and their families...hosts the annual Celebrity Waiter Event which benefits the Boys & Girls Clubs of the Twin Cities.

**CAREER HIGHLIGHTS:** Earned 2017 Rawlings AL Gold Glove Award®...leads Twins in games (620), hits (624), runs scored (423), home runs (127) and walks (289) since 2014...has led Twins in home runs in each of last five seasons (18 in 2013, 23 in '14, 28 in '15, 42 in '16 & 34 in '17)...is club's all-time leader in home runs at second base (143)...hit 42 home runs in 2016, second Twin to ever reach 40, joining Harmon Killebrew; hit 40 as a second baseman, setting an AL record at the position...recorded an extra-base hit in 11 straight games June 18-30, 2016, setting a Twins record and marking the longest streak in baseball since Alex Rodriguez had an 11-game streak from the end of 2006 to the 2007 season...hit three home runs September 5, 2016 vs. Kansas City, becoming sixth player in club history with a three-homer game, joining Bob Allison, Harmon Killebrew, Tony Oliva, Justin Morneau and Max Kepler...has scored 100-plus runs in four consecutive seasons (112 in '14, 101 in '15, 104 in '16 & 106 in '17), only player in club history to do so...2016 and 2017 winner of Calvin R. Griffith Award for Most Valuable Twin, 2016 winner of Charles O. Johnson Award for Most Improved Twin and 2016 and 2017 winner of Bob Allison Award for Twins Leadership...has 27 career leadoff home runs, most in club history...named to 2015 AL All-Star team as reserve...entered the game as pinch hitter in the eighth inning and homered off Pittsburgh's Mark Melancon...became 16th player to ever homer in his first All-Star Game at-bat and third Twin to ever homer in an All-Star Game, joining Kirby Puckett (1993) and Harmon Killebrew (1961, '65, '71)...represented the Twins as a finalist for the 2015 Hank Aaron Award...given 2015 Carl R. Pohlad Award for Twins Outstanding Community Service...was a finalist among AL second basemen in the 2015 Rawlings Gold Glove Award...participated in the 2014 Gillette Home Run Derby at Target Field with his brother Clay pitching to him; hit two home runs in the first round and did not advance...given 2014 Twins Heart and Hustle Award, voted on by the MLB Players Alumni Association...given 2014 Jim Kaat Award for Twins Defensive Player of the Year as voted on by the Twin Cities Chapter of the BBWAA...given 2013 Charles O. Johnson Award as Twins Most Improved Player and the Mike Augustin "Media Good Guy" Award, both voted on by the Twin Cities Chapter of the BBWAA...played primarily as shortstop through Twins system but made permanent move to second base prior to 2013 season.

### 2017:

- Was Twins Opening Day second baseman and leadoff hitter April 3 vs. Kansas City; was the 700th game of his career.
- Hit first home run of the season April 12 at Detroit off Michael Fulmer, the 20th leadoff home run of career, tying Jacque Jones for most in Twins history; passed Jones with 21st on July 14 at Houston; finished with eight leadoff homers, hitting six more: July 15 at Houston, July 30 at Oakland, August 4 vs. Texas, August 13 at Detroit, September 6 at Tampa Bay, September 12 vs. San Diego.
- Hit first career inside the park home run April 16 vs. Chicago-AL off James Shields, the 52nd in Twins history.
- Recorded two multi-homer games: May 2 vs. Oakland and August 4 vs. Texas.
- Hit safely in season-high 10 straight May 19-29, hitting .311 (14-for-45) with four doubles and eight RBI in that span.
- Hit career home runs 135 and 136 August 4 vs. Texas; the home runs tied and passed Joe Mauer (135 at the time) to move into sole possession of 11th on the Twins all-time list.
- Hit 20th home run August 6 vs. Texas, becoming the ninth different Twin with 20-plus home runs in four straight seasons.
- Hit first career grand slam August 8 vs. Milwaukee and set single-game career high with five RBI.
- Hit 141st career home run August 18 vs. Arizona, tying Michael Cuddyer for 10th on Twins all-time list; hit 142nd August 20 vs. Arizona, passing Cuddyer and moving into sole possession of 10th.

### CAREER HIGHS

Hits: 4, 2x, last 8/30/17 vs. CWS  
RBI: 5, 8/8/17 vs. MIL  
HR: 3, 9/5/16 vs. KC  
GS: 1, 8/8/17 vs. MIL  
SB: 2, 10x, last 4/5/17 vs. KC  
Hit-Strike: 24, 8/27-9/22/16

### WALK-OFF HITS

8/2/13 vs. HOU (1B)  
6/20/14 vs. CWS (1B)  
7/6/15 vs. BAL (HR)  
7/10/15 vs. DET (HR)  
6/7/16 vs. MIA (HR)

### MULTI-HR GAMES

7/13/14 at COL  
5/24/15 at CWS  
6/28/16 at CWS  
7/31/16 vs. CWS  
9/5/16 vs. KC (3)  
5/2/17 vs. OAK  
8/4/17 vs. TEX



### MLB LEADERS

#### LEADOFF HOMERS AMONG ACTIVES

1. Ian Kinsler .....	46
2. Curtis Granderson .....	45
3. Ichiro Suzuki .....	37
4. Charlie Blackmon .....	28
5. Brian Dozier .....	27



- Hit .319 (37-for-116) with nine home runs, 22 RBI, 18 walks and a .419 on-base percentage in 29 August games...ranked fifth in the AL in walks.
- Scored 500th career run September 1 vs. Kansas City.
- Hit 30th home run September 12 vs. San Diego, becoming the fifth Twin to homer 30-plus times in consecutive seasons (42 in 2016), joining Harmon Killebrew (1961-64), Bob Allison (1963-64), Gary Gaetti (1986-87), and Justin Morneau (2006-07); became fifth second baseman to do it, joining Dan Uggla (5x, 2007-11), Ryne Sandberg (1989-90), Alfonso Soriano (2002-03) and Chase Utley (2008-09).
- Stole 90th career base September 22 at Detroit, passing Nick Punto (89) and tying Denard Span for 10th on Twins all-time list.
- 150th homer was a three-run go-ahead shot in the eighth inning September 26 at Cleveland, helping reduce Minnesota's magic number to 1.
- Committed just five errors on the season, the fewest of his career and fewest by any second baseman in baseball to play at least 1000.0 innings.
- Hit .331 (48-for-145) with 11 homers off left-handed pitching and .250 (118-for-472) with 23 homers off right-handed pitching.
- Led Twins in runs (106), hits (167), home runs (34), RBI (93) and walks (78); set career high with .269 (166-for-617) batting average.
- Finished tied for 10th in AL in home runs.
- Named Twins representative for Hank Aaron Award.
- Given 2017 Calvin R. Griffith Award for Most Valuable Twin and Bob Allison Award for Twins Leadership, both voted on by the Twin Cities Chapter of the BBWAA.
- Given 2017 Rawlings Gold Glove Award®, becoming second second baseman in Twins history to earn the award, joining Chuck Knoblauch in 1997.
- Made postseason debut in AL Wild Card game October 3 at New York-AL, going 2-for-4 with a walk and a leadoff home run (off Luis Severino)... first postseason leadoff homer in club history and third in baseball history, joining Baltimore's Brady Anderson October 1, 1996 and Chicago-NL's Bob Dernier October 2, 1984...also first time in baseball history to have an entire MLB postseason's slate of games started with a home run...one of four players in club history to homer in first career postseason at-bat, joining Tom Mincher (Game 1 of World Series in 1965 vs. Los Angeles-NL), Gary Gaetti (Game 1 of 1987 ALCS vs. Detroit), and Eddie Rosario, who did it three batters after Dozier.

**2016:** Was Twins Opening Day second baseman and leadoff hitter April 4 at Baltimore, his fourth straight season as club's Opening Day second baseman... did not commit an error in 41 straight games April 19-June 8, second longest streak of career (49, May 20-July 13, 2013)...had third career two-homer game June 28 at Chicago-AL; second career two-homer game at U.S. Cellular Field...hit .369 (38-for-103) with nine doubles, two triples, eight home runs and 21 RBI in 27 June games...for the month, tied for second in the AL in doubles, tied for fourth in hits, tied for sixth in home runs, seventh in batting average and tied for ninth in RBI...reached base safely in 25 straight games June 7-July 3...also reached safely via hit, walk or hit-by-pitch in 36 of 37 games from May 24-July 3...recorded an extra-base hit in 11 straight games June 18-30, setting a Twins record...it marked the longest streak in baseball since Alex Rodriguez had an 11-game streak from the end of 2006 to the 2007 season; it marked the longest in baseball by a middle infielder since Rogers Hornsby hit an extra-base hit in 12 consecutive games in 1928...according to Elias, he hit 20 hits, which included six homers, over the 11 games made him one of five Twins to ever produce those totals over an 11-game span, joining Joe Mauer (2009), David Ortiz (2002), Dave Winfield (1993) and Kirby Puckett (1987)...hit fourth career two-homer game July 31 vs. Chicago-AL, second of season...hit 20th home run August 2 at Cleveland, becoming first Twin since Jason Kubel (2008-10) to hit 20-plus homers in three straight seasons...tied career-high with 28th home run August 18 at Kansas City; set career-high with 29th August 19 at Kansas City...28th was 15th career leadoff home run which tied Chuck Knoblauch for second on Twins all-time list; passed Knoblauch with 16th August 30 at Cleveland...hit .302 (38-for-126) with nine doubles, two triples, 13 home runs, 27 RBI, 27 runs scored and 11 walks in 29 August games...led baseball in home runs...ranked first among AL players in extra-base hits (24) and total bases (90), and tied for first in RBI (27)...13 home runs were second most in club history for a single month, trailing Harmon Killebrew's June 1964 total of 14...hit three home runs September 5 vs. Kansas City, becoming sixth player in club history with a three-homer game, joining Bob Allison (May 17, 1963 at Cleveland), Harmon Killebrew (September 21, 1963 at Boston), Tony Oliva (July 3, 1973 at Kansas City), Justin Morneau (July 6, 2007 at Chicago-AL) and Max Kepler (August 1, 2016 at Cleveland)... hit leadoff homers in consecutive games September 5-6 vs. Kansas City, becoming the first Twin to do so since Jaeger Jones did it August 19-20, 2002 against Chicago-AL...homered in five straight games September 2-6, tying a club record, previously held by Harmon Killebrew (3 times - 1964, 1970 and 1970) and Marty Cordova (1995)...hit 40th home run September 12 at Detroit, off Daniel Norris, joining Harmon Killebrew as the only Twins to ever reach the 40-homer mark...hit 42nd home run September 22 vs. Detroit; was 40th as a second baseman, passing Alfonso Soriano (2002) and setting a new AL record...also scored 100th run, becoming the second player in club history to score 100-plus in three straight seasons, joining Chuck Knoblauch who did it from 1995-97 (107, 140 and 117)...hit safely in career-high 24 straight games August 27-September 22 (Game 1), tied with Lenny Green (1961) for third longest streak in club history, trailing Ken Landreaux (31 in 1980) and Brian Harper (25 in 1990)...hit .351 (35-for-101) with six doubles, 12 home runs, 23 RBI and 20 runs scored during the streak...fourth longest streak in baseball for the season...hit six leadoff home runs on the season, finishing with 19 for career, second most in club history, trailing Jaeger Jones (20)...finished with 40 home runs as second baseman (2 as designated hitter), tied with Ryne Sandberg (1990) for third most in baseball history at the position, trailing Davey Johnson (1973) and Rogers Hornsby (1922), who each hit 42...according to Elias, broke the AL record for homers by a second baseman after the break with 28; previous mark held by Joe Gordon (1940), when he hit 21 with the Yankees...led baseball in home runs (28) post-All-Star break, also led in total bases (195) and extra-base hits (49), fourth in runs scored (57) and hitting percentage (.646), and fifth in RBI (56)...hit 11 home runs against Kansas City, the most for a player against one team since Alex Rodriguez hit 11 against Los Angeles-AL in 2003...finished tied for third in baseball in home runs (42) with Kris Davis and Edwin Encarnacion, trailing Mark Trumbo (47) and Nelson Cruz (43); became just the second Twin to ever finish among top three in any season (Killebrew, 6 times: 1961-64, '66 and '69)...additionally, he ranked 12th in the AL in runs scored (104)...finished seventh on Twins all-time list in home runs for a single-season; finished with second-most extra-base hits (82), trailing only Tony Oliva's 1964 total of 84...only player in baseball with 40-plus home runs, 100-plus runs and 15-plus stolen bases and only player in club history to do so...first player in baseball since Curtis Granderson in 2011 to reach those levels...finished as one of six players in baseball with 35-plus homers, 100-plus runs and 90-plus RBI, joining Nolan Arenado, Kris Bryant, Robinson Cano, Josh Donaldson and Manny Machado...hit .282 (40-for-142) with 11 home runs against left-handed pitching and .264 (125-for-473) with 31 home runs against right-handed pitching...finished 13th in the AL MVP voting, tallying nine voting points...given 2016 Calvin R. Griffith Award for Most Valuable Twin, Charles O. Johnson Award for Most Improved Twin and Bob Allison Award for Twins Leadership, all voted on by the Twin Cities Chapter of the BBWAA.

**2015:** Was Twins Opening Day second baseman and number two hitter, his third straight season as club's Opening Day second baseman...had second career two-homer game May 24 at Chicago-AL...recorded 20 extra-base hits in May, tying the Twins record for the most extra-base hits in May (Zoilo Versalles - 1965, Kirby Puckett - 1990)...stole 50th career base June 22 vs. Chicago-AL, along with his 61 career home runs at the time, he became the 16th Twin to ever reach 50 career steals and 50 career home runs...hit first career walk-off home run July 6 vs. Baltimore, a two-run shot off Tommy Hunter in the bottom of the 10th, giving the Twins the 4-2 win...hit second career walk-off home run July 10 vs. Detroit, a three run shot off Joakim Soria in the bottom of the ninth, giving the Twins the 8-6 win, capping a six-run comeback and seven-run ninth...he became the second player



in Twins/Senators franchise history to record multiple walk-off homers in a single homestand...Roy Sievers achieved that feat for the Washington Senators in 1958, having hit game-ending homers against the Indians on July 16 and the White Sox on July 20...finished pre-All-Star break with 48 extra-base hits, the most in Twins/Senators franchise history...was on AL's final vote ballot but was not elected...eventually named to AL All-Star team as a reserve, replacing Toronto's Jose Bautista...entered the game as pinch hitter in the eighth inning and homered off Pittsburgh's Mark Melancon...became 16th player to ever homer in his first All-Star Game at-bat and third Twin to ever homer in an All-Star Game, joining Kirby Puckett (1993) and Harmon Killebrew (1961, '65, '71)...named Twins winner of the Heart and Hustle Award near end of July, for the second straight season...hit 23rd home run August 2 vs. Seattle, tying his single-season career-high, done in 2014; set new season-high with 24th August 7 at Cleveland...recorded 63rd extra-base hit with a triple August 30 vs. Houston, setting a Twins single-season record for extra-base hits by a second baseman, passing Chuck Knoblauch's 1996 total of 62...set new single-season career-high with 34th double September 1 vs. Chicago-AL...scored 100th run September 26 at Detroit, becoming the third Twin to score 100 runs in consecutive seasons (Knoblauch, 1995-97 and Tony Oliva, 1964-65)...also scored 73rd RBI, setting Twins record for most RBI by second baseman in single season (Knoblauch, 72 in 1996)...led the club in home runs (28), doubles (39) and runs scored (101) and ranked second in hits (148) and walks (61)...finished tied for fifth in the AL in runs scored (101) and tied for ninth most in baseball...played 1,383.0 innings at second base, the second most in club history, trailing Bernie Allen's 1962 total of 1,410.1...ranked fourth among AL second basemen with a .990 fielding percentage (minimum 1,000.0 innings played) and led all of baseball in innings played at the position (1383.0)...represented the Twins as a finalist for the Hank Aaron Award...given Carl R. Pohlad Award for Twins Outstanding Community Service.

**2014:** Made Twins Opening Day roster for second straight season and was Opening Day second baseman and leadoff hitter March 31 at Chicago-AL...led baseball in April in runs scored (25), fourth in AL in walks (19) and tied for fourth in AL in home runs (7)...25 runs in April set a club record for the month, passing Paul Molitor's 1996 total of 24...hit 15th home run June 14 at Detroit and stole 15th base two days later on June 16 at Boston, marking the 15th time in club history and 12th different player to hit 15 homers and steal 15 bases in one season...according to Elias Sports Bureau, since 1914, Dozier and Larry Hise (21 homers and 15 steals in 1977) are the only Twins in franchise history to hit 15 home runs and steal 15 bases in a first half of a season...had first career two-homer game July 13 at Colorado, one of two for the Twins in 2014 (Arcia the other)...led AL and ranked second in baseball in runs scored pre-All-Star break (69)...hit 18 home runs pre-All-Star break and was selected by AL Captain, Toronto's Jose Bautista, to participate in the Gillette Home Run Derby at Target Field; hit two home runs in the first round and did not advance...had brother Clay pitch to him...became the sixth different Twin to participate in the Home Run Derby (Tom Brunansky - 1985, Gary Gaetti - 1989, Torii Hunter - 2002, Justin Morneau - 2007 and 08, and Joe Mauer - 2009)...became 17th player from host team to participate and second in club history, joining Brunansky...sixth player ever to not be named to an All-Star team to participate (Rafael Palmeiro - 2004, Hee-Seop Choi - 2005, Ryan Howard - 2007, Yoenis Cespedes - 2013, Justin Morneau - 2014)...recorded 20th stolen base August 20 vs. Cleveland, becoming the sixth different player (7th time) in club history to hit 20 homers and steal 20 bases, the first since Torii Hunter in 2004...scored 100th run September 3 vs. Chicago-AL (Game 2), becoming the 13th different Twin (20th time) to reach 100 runs and first since Michael Cuddyer scored 102 times in 2006...finished with 112 runs scored, the most by a Twin since Chuck Knoblauch scored 117 in 1997 and seventh most by a Twin all-time...led Twins in hits (145), home runs (23), walks (89), runs (112), stolen bases (21), games (156), at-bats (598) and ranked second in RBI (71)...ranked second in the AL and third in baseball in runs scored (112), ranked third in the AL in walks, tied for eighth in times on base (243)...among all second basemen in baseball, he ranked first in runs and walks, tied for first in home runs, third in times on base (243), fourth in total bases (249), and tied for seventh in doubles (33)...ranked fifth among second basemen in baseball in double plays (98)...was only player in baseball with over 100 runs, 30 doubles, 20 home runs, 80 walks and 20 stolen bases; only player in Twins history also...given the Twins Heart and Hustle Award, voted on by the MLB Players Alumni Association...given the Jim Kaat Award for Twins Defensive Player of the Year voted on by the Twin Cities Chapter of the BBWAA.

**2013:** Made first career Opening Day roster and started Opening Day at second base April 1 vs. Detroit...hit 30th double September 1 at Texas, becoming the fourth second baseman in club history to reach 30 doubles, and first since 1999 when Todd Walker hit 37...hit 14th home run August 29 vs. Kansas City, tying Tim Lincecum's 1984 total for most ever by a Twins second baseman...passed Teufel with his 15th August 31 at Texas...led all MLB second basemen in assists (461) and was involved in 110 double plays, second most among MLB second basemen...led the Twins in home runs (18); was second in doubles (33), hits (136) and RBI (66), and third in walks (51)...ranked second in home runs among AL second basemen; third in extra-base hits (55) and fifth in doubles...finished as the Twins all-time leader in home runs by a second baseman, also finished second in RBI, fifth in slugging percentage (.414), tied for fifth in total bases (231), and sixth in doubles...committed six errors, tying him with three others for fewest ever by a Twins second baseman: Luis Castillo (2006), Chuck Knoblauch (1992) and Steve Lombardozzi (1986)...given the Charles O. Johnson Award as Twins Most Improved Player and the Mike Augustin "Media Good Guy" Award, both voted on by the Twin Cities Chapter of the BBWAA.

**2012:** Was an invite to Twins spring training and started the season with Triple-A Rochester...named Twins minor league Player of the Week April 13, batting .391 (9-for-23) with three doubles, one home run and four RBI in six games...had contract selected by Minnesota May 7 as the Twins placed Justin Morneau on 15-day disabled list...made major league debut May 7 vs. Los Angeles-AL, going 1-for-4 with his first major league hit, singling off David Carpenter, came around to score first major league run...recorded first career RBI in next game May 8 vs. Los Angeles-AL...hit first career double May 12 vs. Toronto...had first career home run the next day, a solo shot off Ricky Romero May 13 vs. Toronto...had first career stolen base June 4 at Kansas City.

**2011:** Named Twins minor league Player of the Week May 21, batting .433 (13-for-30) with two doubles, two triples, seven RBI, three runs scored and two walks in seven games...named Twins minor league Player of the Month for May after batting .337 (33-for-98) with seven doubles, three triples, 11 RBI, 14 runs scored, 14 walks and seven stolen bases...named Florida State League Midseason All-Star, but did not play in the game due to promotion...placed on 7-day disabled list with left cheekbone fracture June 10; reinstated June 19...named Eastern League Player of the Week August 8 after batting .520 (13-for-25) with four doubles and four RBI in six games...given the Sherry Robertson Award as the Twins minor league Player of the Year, voted on by the Twin Cities Chapter of the BBWAA...combined to bat .320 (157-for-491) with 33 doubles, 12 triples, nine home runs, 56 RBI, 92 runs scored and 24 stolen bases in 127 games at both levels combined...led the Twins organization in runs scored and triples, was third in hits (157), stolen bases and total bases (241), sixth in doubles, and eighth in walks (55)...named shortstop on MiLB.com's 2011 Twins organizational All-Star team...played for Mesa Solar Sox in Arizona Fall League, batting .296 (32-for-108) with 27 runs, eight doubles, three home runs and 22 RBI in 26 games...earned roster spot in AFL Rising Stars Game representing the East division as the starting second baseman; went 1-for-2 in the game with a solo home run...ranked 10th best prospect in the Twins minor league system, best strike zone discipline and best defensive infielder by *Baseball America* entering the 2012 season.

**2010:** Named Twins minor league Player of the Week June 25 after batting .412 with 14 hits, one double, one home run, five RBI and six runs scored in eight games...ranked 30th best prospect in Twins organization by *Baseball America* entering 2011 season.

**2009:** Named Appalachian League Player of the Week August 10...finished second in Appalachian League in batting average (.353), hits (77) and on-base percentage (.417)...named Appalachian League Postseason All-Star.

**AMATEUR CAREER:** Attended the University of Southern Mississippi where he was named a Louisville Slugger Freshman All-American and to Conference USA All-Freshman team in 2006...named Second-Team All-Conference USA as a junior...led team in at-bats (269), hits (92), total bases (128), RBI (tied with 46) and doubles (17) as a junior...started 64 games at shortstop in 2008, missing just two innings the entire year.

**PROFESSIONAL:** Selected by Twins in eighth round of 2009 First-Year Player Draft; signed by scout Earl Winn.



## DOZIER'S BATTING RECORD

YEAR	CLUB	AVG	G	AB	R	H	2B	3B	HR	RBI	SH	SF	HBP	BB	SO	SB	CS	OBP	OPS
2009	GCL Twins	.286	5	14	1	4	0	0	0	0	0	0	0	2	1	0	0	.375	.661
	Elizabethton	.353	53	218	38	77	17	0	0	14	1	3	3	23	26	3	0	.417	.848
2010	Beloit	.278	39	151	24	42	7	1	0	17	3	0	0	16	16	6	1	.347	.685
	Ft. Myers	.274	93	350	44	96	11	1	5	42	9	6	1	44	41	10	4	.352	.706
2011	Ft. Myers	.322	49	180	32	58	11	5	2	22	3	2	6	27	20	13	4	.423	.895
	New Britain	.318	78	311	60	99	22	7	7	34	7	0	5	28	46	11	7	.384	.886
2012	MINNESOTA	.234	84	316	33	74	11	1	6	33	4	3	1	16	58	9	2	.271	.603
	Rochester	.232	48	181	15	42	11	1	2	17	1	3	1	14	34	3	2	.286	.623
2013	MINNESOTA	.244	147	558	72	136	33	4	18	66	3	4	6	51	120	14	7	.312	.726
2014	MINNESOTA	.242	156	598	112	145	33	1	23	71	3	8	9	89	129	21	7	.345	.761
2015	MINNESOTA	.236	157	628	101	148	39	4	28	77	0	8	7	61	148	12	4	.307	.751
2016	MINNESOTA	.268	155	615	104	165	35	5	42	99	2	5	8	61	138	18	2	.340	.886
2017	MINNESOTA	.269	152	617	106	167	30	4	34	93	0	2	8	78	141	16	7	.357	.853
Minor League Totals		.298	365	1405	214	418	79	15	16	146	24	14	16	154	184	46	18	.370	.779
Major League Totals		.251	851	3332	528	835	181	19	151	439	12	30	39	356	734	90	29	.327	.780

## DOZIER'S CAREER FIELDING RECORD

POSITION	PCT	G	PO	A	E	TC	DP	PB
Second Base	.988	762	1381	2216	42	3639	546	—
Shortstop	.964	83	111	287	15	413	70	—
Totals	.986	845	1492	2503	57	4052	616	—

## DOZIER'S WILD CARD GAME RECORD

YEAR	OPPONENT	AVG	G	AB	R	H	2B	3B	HR	RBI	SH	SF	HBP	BB	SO	SB	CS	OBP	OPS
2017	New York-AL	.500	1	4	1	2	0	0	1	1	0	0	0	1	2	0	0	.600	1.850

## DOZIER'S ALL-STAR GAME RECORD

YEAR	HOST	AVG	G	AB	R	H	2B	3B	HR	RBI	SH	SF	HBP	BB	SO	SB	CS	OBP	OPS
2015	Cincinnati	1.000	1	1	1	1	0	0	1	1	0	0	0	0	0	0	0	1.000	4.000



## DOZIER'S CAREER LEADOFF HOME RUNS

<b>2013 (3)</b>	August 6 at KC off Shields August 12 vs. CLE off Salazar August 31 at TEX off Garza	<b>2016 (6)</b>	August 18 at KC off Gee August 30 at CLE off Tomlin September 3 vs. CWS off Shields September 5 vs. KC off Kennedy September 6 vs. KC off Gee September 22 (1) vs. DET off Sanchez
<b>2014 (4)</b>	April 5 at CLE off Carrasco April 12 vs. KC off Shields April 17 (2) vs. TOR off McGowan July 4 vs. NYY off Whitley	<b>2017 (8*)</b>	April 12 at DET off Fulmer July 14 at HOU off Morton July 15 at HOU off Musgrove July 30 at OAK off Cotton August 4 vs. TEX off Perez August 13 at DET off Boyd September 16 at TB off Snell September 12 vs. SD off Wood *October 3 at NYY off Severino (postseason)
<b>2015 (6)</b>	May 10 at CLE off Salazar May 24 at CWS off Quintana June 14 at Texas off Martinez June 26 at MIL off Lohse July 17 at OAK off Gray July 30 vs. SEA off Happ		





# 21 TYLER DUFFEY



## RIGHT-HANDED PITCHER

H/W: 6-3/222      B/T: R/R  
Opening Day Age: 27  
Born: 12/27/1990 in Houston, TX  
Resides: Houston, TX

Acquired: 5th RD, 2012 MLB Draft  
M.L. Service: 2 years, 42 days  
Options Used: 1 of 3  
Contract Status: Signed thru 2018

**PERSONAL:** Tyler Blinn Duffey (pronounced DUFF-ee)...Twitter: @TheDoof13...switched uniform number from 56 to 21 in off-season of 2017-18 after Twins signed Fernando Rodney...2009 graduate of Bellaire (TX) High School...attended Rice University from 2010-12, where he went 11-5, 3.06 ERA (153.0 IP, 52 ER) with 55 walks and 189 strikeouts in 92 career games (1 start)...named MVP of the 2011 Conference USA championship...finished third in the league with 30 appearances and eighth with 76 strikeouts in 2011...led Rice with four saves as a freshman in 2010...participated in 2016 Twins Winter Caravan.

### 2017:

- Made Twins Opening Day roster for first time in career and spent entire season in Twins bullpen.
- Recorded first career save August 21 at Chicago-AL, allowing one run on one hit in 3.0 innings pitched.
- Posted a 8.49 strikeouts-per-9.0 innings pitched ratio, the best of his career.
- Struck out multiple batters in 20 of 56 games; pitched more than 1.0 inning in 25 of 56 games.
- Ranked fourth on Twins in games (56) and set a single-season career high.
- Held left-handed hitters to a .243 average and right-handed hitters to a .294 average.

**2016:** Optioned from Twins spring training March 29 and began season with Triple-A Rochester...made just three starts for the Red Wings, posting a 1.72 ERA (15.2 IP, 3 ER) and was recalled April 23...went 1-2, 1.85 ERA (24.1 IP, 5 ER) in first four starts for Twins, including a career-high nine strikeouts May 8 at Chicago-AL (7.0 IP); struck out four batters in one inning (7th) in that start...tied season and career-high with nine strikeouts July 7 at Texas (6.0 IP)...optioned to Triple-A Rochester August 25...made two starts for the Red Wings and was recalled by Minnesota September 6...struck out six-plus batters 11 times for the Twins...held left-handed hitters to a .266 (74-for-278) batting average with the Twins while right-handers hit .337 (93-for-276)...led Twins in wins (9) and losses (12), second in strikeouts (114) and third in innings pitched (133.0)...had 6.16 run support average, the highest on the Twins staff and seventh in the AL (minimum 125.0 IP).

**2015:** Was Twins spring training invite and attended first career Twins spring training; reassigned to minor league camp March 15...began season with Double-A Chattanooga with 16.2 scoreless inning streak over first three starts, including 10 strikeouts (6.2 IP) in first start April 9 at Montgomery...named Southern League Pitcher of the Week and Twins minor league Player of the Week April 19, after making one start April 15 vs. Birmingham, pitching 7.0 shutout innings with two hits allowed, one walk and eight strikeouts...set minor league career-high with 12 strikeouts (7.0 IP) May 17 vs. Montgomery...went 2-2, 2.56 ERA (52.2 IP, 15 ER) with 12 walks and 54 strikeouts in eight starts and was promoted to Triple-A Rochester May 22; led Southern League in innings pitched and was second in strikeouts at time of promotion...named International League Pitcher of the Week June 30, making two starts for the Red Wings, going 2-0, 0.00 ERA (14.1 IP) with two walks and 10 strikeouts, including a 7.0-inning complete game June 28 vs. Charlotte...posted 33.2-inning scoreless streak June 17-July 9...contract selected by Minnesota August 3...made major league debut in a start August 5 at Toronto, allowing six runs on five hits in 2.0 innings pitched and was issued the loss...optioned back to Rochester August 6, then recalled August 14 when the Twins placed Phil Hughes on the disabled list...earned first major league win August 15 vs. Cleveland, pitching 6.0 shutout innings with one hit, five walks and seven strikeouts; carried a no-hitter into the sixth inning...went 3-0, 2.35 ERA (30.2 IP, 8 ER) with eight walks and 27 strikeouts in five September starts...tied for second most wins among AL rookies during the month...posted opponent batting averages of .157 (13-for-83) first time through the lineup, .257 (19-for-74) second time through and .368 (21-for-57) third time through...after first start, went 5-0, 2.25 ERA (56.0 IP, 14 ER) with 18 walks and 52 strikeouts in final nine starts...combined to go 12-9, 2.71 ERA (196.0 IP, 59 ER) with 50 walks and 175 strikeouts in 32 starts between all three levels.

**2014:** Split season between Single-A Ft. Myers, Double-A New Britain and Triple-A Rochester...named Eastern League Pitcher of the Week July 28, going 2-0, 1.29 ERA (14.0 IP, 2 ER) with no walks and 16 strikeouts in two starts...placed on 7-day disabled list August 25 with an oblique injury, ending his season...combined to go 13-3, 3.67 ERA (149.2 IP, 61 ER) with 30 walks and 113 strikeouts in 25 starts between three levels combined...named 16th best prospect in Twins system by *Baseball America* entering 2015.

**2013:** Split season between Single-A Cedar Rapids and Single-A Ft. Myers...named Twins minor league Player of the Week April 12, going 1-0, 0.00 ERA (7.0 IP) with no walks and seven strikeouts in one start...named Midwest League Midseason All-Star...placed on 7-day disabled list August 16 with a right foot sprain; reinstated August 28...combined to post a 3.64 ERA (121.0 IP, 49 ER), 10th lowest in the Twins minor league system.

**2012:** Spent first professional season with Rookie Elizabethton and began season on 7-day disabled list with right shoulder impingement syndrome; reinstated July 6...struck out 27 and walked just two in 19.0 innings pitched.

**PROFESSIONAL:** Selected by Twins in fifth round of 2012 First-Year Player Draft; signed by scout Greg Runser.

### CAREER HIGHS

IP: 8.0, 6/26/16 at NY Yankees  
SO: 9, 2x, last 7/7/16 at TEX  
Walks: 5, 8/15/15 vs. CLE  
CG: --  
Low-Hit CG: --  
Win-Streak: 5, 8/15-26/15





### DUFFEY'S PITCHING RECORD

YEAR	CLUB	W-L	ERA	G	GS	CG	SH	SV	IP	H	R	ER	HR	HB	BB	SO	WP	K/9	BAA
2012	Elizabethton	2-0	1.42	12	0	0	0	2	19.0	10	3	3	1	0	2	27	1	12.8	.154
2013	Cedar Rapids	3-2	2.78	9	9	0	0	0	58.1	49	19	18	5	1	6	47	0	7.3	.221
	Ft. Myers	4-5	4.45	15	9	0	0	0	62.2	67	37	31	3	4	17	44	4	6.3	.272
2014	Ft. Myers	3-0	2.82	4	4	0	0	0	22.1	22	8	7	0	0	5	13	0	5.2	.244
	New Britain	8-3	3.80	18	18	0	0	0	111.1	104	52	47	14	5	19	84	4	6.8	.248
	Rochester	2-0	3.94	3	3	0	0	0	16.0	16	7	7	3	1	6	16	0	9.0	.258
2015	Chattanooga	2-2	2.56	8	8	0	0	0	52.2	46	19	15	0	1	12	54	1	9.2	.236
	Rochester	5-6	2.53	14	14	1	1	0	85.1	73	32	24	1	1	18	68	3	7.2	.224
	MINNESOTA	5-1	3.10	10	10	0	0	0	58.0	56	20	20	4	0	20	53	1	8.2	.256
2016	Rochester	1-1	2.93	5	5	1	0	0	30.2	24	10	10	4	0	12	25	0	7.3	.212
	MINNESOTA	9-12	6.43	26	26	0	0	0	133.0	167	103	95	25	6	32	114	9	7.7	.301
2017	MINNESOTA	2-3	4.94	56	0	0	0	1	71.0	79	41	39	9	1	18	67	4	8.5	.275
	Minor League Totals	30-19	3.18	88	70	2	1	2	458.1	411	187	162	31	13	97	378	13	7.4	.236
	Major League Totals	16-16	5.29	92	36	0	0	1	262.0	302	164	154	38	7	70	234	14	8.0	.285

### DUFFEY'S CAREER FIELDING RECORD

POSITION	PCT	G	PO	A	E	TC	DP	PB
Pitcher	.940	92	19	28	3	50	1	—

### DUFFEY'S CAREER BATTING RECORD

BATTING	AVG	AB	R	H	2B	3B	HR	RBI	SH	SF	HBP	BB	SO	SB	OBP	OPS
Career	.000	1	0	0	0	0	0	0	0	1	0	0	0	1	0	.000







# 32 ZACH DUKE



## LEFT-HANDED PITCHER

H/W: 6-2/210      B/T: L/L  
Opening Day Age: 34  
Born: 4/19/83 in Clifton, TX  
Resides: Gallatin, TX

Acquired: Signed as free agent. 12/28/17  
ML Service: 11 years. 54 days  
Options Used: 0 of 3  
Contract Status: Signed thru 2018

**PERSONAL:** Zachary T Duke...Twitter: @zach\_duke...wife, Kristin, and their three children Madison (6), Weston (3) and Ella (2)...2001 graduated of Midway (Texas) High School...as a member of the White Sox in 2015, participated in a "My MaryCate: Meet and Greet" event at U.S. Cellular Field to raise funds to battle Apert Syndrome...in 2009 in Pittsburgh, he and his wife Kristin invited kids from the Pittsburgh Project (a Northside-based, non-profit community development organization serving the city's most vulnerable residents) to join them at PNC Park for baseball games...co-hosted the annual Players 4 Kids gala benefitting the Pittsburgh Kids Foundation in 2009.

**CAREER HIGHLIGHTS:** Missed most of 2017 while recovering from off-season "Tommy John" surgery...began career as a starting pitcher in 2005, but converted to a relief pitcher at the end of 2012...is one of three active pitchers (Oliver Perez and Joe Blanton) in MLB with 150 career starts and 150 career relief appearances...named 2009 NL All-Star with Pittsburgh...selected to play in the 2005 Futures Game for the USA Team in Detroit, but did not participate due to call-up...named 2005 International League Pitcher of the Year...named Pirates Minor League Pitcher of the Year and Carolina League Pitcher of the Year in 2004...selected to minor league All-Star Teams in the International League (2005 & 2012), California-Carolina League (2004), South Atlantic League (2003)...finished fifth in the 2005 National League Rookie of the Year voting.

### 2017:

- Missed most of first four months after undergoing offseason "Tommy John" surgery on left elbow October 6, 2016...activated from 60-day disabled list July 21.
- Made 27 appearances and held opponents scoreless in 22 of his 27 appearances for Cardinals.
- Held left-handed hitters to .231 average (9-for-39) and right-handed hitters to .148 (4-for-27).
- Recorded six holds, tied for 11th among NL left-handed relievers since being activated.

**2016:** Began season with Chicago-AL...made 400th career appearance June 30 vs. Minnesota...acquired by St. Louis via trade from Chicago-AL July 31 in exchange for minor league outfielder Charlie Tilson...appeared in a career-high 81 games, ranking second in baseball (Brad Hand, 82) including 28 with St. Louis after the trade; 67 of his 81 appearances were scoreless outings...allowed five runs in his 28 games (23.1 IP) after joining St. Louis (1.93 ERA).

**2015:** Spent first season with Chicago-AL...earned first save with the White Sox, and the second of his career with a four-out rescue May 15 at Oakland...ranked second among AL relief pitchers in doubleplays induced (10), fifth in holds (26), fifth in inherited runners scored percentage (18.9), and eighth in appearances (71)...appeared in 71 games, the most by a Sox reliever since Matt Thornton (74) in 2012...set a career-high with 26 holds...held left-handed batters to a .181 average (15-for-83), his lowest since his rookie season in 2005 (.146).

**2014:** Made Brewers Opening Day roster after coming to Spring Training as a non-roster invite...named Milwaukee's Pitcher of the Month for July after posting a 0.00 ERA (11.2 IP) in 13 outings...ranked tied for seventh in NL in games (74), while his 11.35 strikeouts-per-9.0 IP ranked 11th...ranked 10th in the NL with a 19.5 inherited runners scored percentage (41-for-49)...among NL left-handed relievers, ranked third in strikeout-to-walk ratio (4.35), third in walks-per-9.0 IP (2.61), fourth in ERA (2.45), fourth in WHIP (1.13), and tied for fourth in games (74)...limited opponents to a .223 (49-220) average, including a 1.98 (19-96) mark with 37 strikeouts vs. left-handed batters.

### MLB LEADERS

#### GAMES AMONG LHP SINCE 2013

1. Tony Watson.....	296
2. Marc Rzepczynski.....	279
3. Justin Wilson.....	275
4. Mike Dunn.....	266
5. Andrew Miller.....	260
6. Brett Cecil.....	256
7. <b>Zach Duke.....</b>	<b>253</b>
8. Oliver Perez.....	252
9. Zach Britton.....	242
10. Dan Jennings.....	241

**2013:** Began season with Washington, going 1-1, 8.71 ERA (20.2 IP, 20 ER) in 12 games...signed by Cincinnati to a minor league contract June 14...went 2-0, 1.30 ERA (27.2 IP, 4 ER) and 34 strikeouts in 26 relief appearances with Triple-A Louisville...had contract purchased by the Reds August 30...posted a 0.84 ERA (10.2 IP, 1 ER) over 14 relief appearances with the Reds.

**2012:** Began season in Triple-A Syracuse, signing with the Nationals March 29 after pitching with Houston during Spring Training...went 15-5 with a 3.51 ERA (164.1 IP, 64 ER) and two complete games in 26 starts with Syracuse...led International League with 15 wins and ranked fourth in innings pitched...selected to International League All-Star Team, pitching one inning allowing one run on two hits...contract purchased by the Nationals September 3...did not make the postseason roster but traveled with the team.

**2011:** Began season with Triple-A Reno (Arizona) before joining the Diamondbacks rotation in late May...went 2-4, 5.47 ERA (51.0 IP, 31 ER) in nine starts before moving to the bullpen in the second half...posted a 3.86 ERA (25.2 IP, 11 ER) in 12 relief appearances...earned first career save July 24

vs. Colorado with 4.0 scoreless innings...hit first two home runs of MLB career, a three-run shot off Bud Norris May 28 at Houston and a two-run shot off Ricky Nolasco June 13 vs. Florida.

### CAREER HIGHS

IP: 9.0, 4x, last 4/13/09 vs. HOU  
SO: 9, 7/2/05 at MIL  
Walks: 6, 5/19/06 at CLE  
CG: 6, last 7/10/09 at PHI  
Low-Hit CG: 4, 4/13/09 vs. HOU  
Win-Streak: 3, 7/7-21/05





**2010:** Was the Pirates Opening Day starter for the second time in his career (also in 2007)...placed on disabled list June 17-July 13 with ulnar flexor strain in his left elbow...ranked second on the Pirates with eight wins, 29 games started and 159.0 IP...ranked second in the NL with 15 losses and led the league with a .321 opponents batting average.

**2009:** Named to the NL All-Star Team, the first of his career...pitched a four-hit shutout in the Pirates home opener April 13 vs. Houston; was the first Pirates complete game shutout in a home opener since John Candelaria vs. Chicago-NL (4/7/1978)...tied for third in the NL with three complete games, the most by a Pirates pitcher since Jeff Suppan in 2003...ranked seventh in NL in fewest walks-per-9.0-IP (2.07) and 12th with 213.0 IP...led the NL with 16 losses and ranked second in hits allowed (231) behind Atlanta's Derek Lowe (232).

**2008:** Spent entire season with Pittsburgh...tied for the team lead with 31 starts and ranked second in innings pitched (185.0 IP)...lost career-high nine straight decisions June 25-August 27, the longest losing streak by a Pirates pitcher since Jose DeLeon (11) in 1985...recorded a six-hit shutout September 5 at San Francisco ending the nine-game losing streak.

**2007:** Was Pirates Opening Day starter April 2 at Houston, allowing two runs in 7.0 innings pitched in a no decision...recorded first win and snapped a personal 10-game road losing streak April 8 at Cincinnati...placed on disabled list June 29-September 10 with irritation of the ulnar collateral ligament in his left elbow...made first professional relief appearance September 15 at Houston (3.0 IP).

**2006:** Spent first full season with Pittsburgh...tied for sixth in NL in starts (34) and 12th in innings pitched (215.1)...his 215.1 IP were the most by a Pirates pitcher since Kris Benson (217.2 in 2000) and most by a Pirates left-hander since Zane Smith (228.0 in 1991)...lasted at least 6.0 innings in 26 of 34 starts, including each of his final 12...went 9-4 in 17 starts at home, 1-11 in 17 road starts...recorded first career complete game and shutout May 2 at Chicago-NL...posted 2.30 ERA (43.0 IP, 11 ER) in his final six starts, sixth-best ERA in NL during the final month.

**2005:** Split season between Pittsburgh and Triple-A Indianapolis, going 20-5, 2.43 ERA (192.2 IP, 52 ER) in 30 combined starts...named Player of the Month for May at Indy...had contract purchased by Pirates July 1...named to the IL Midseason All-Star Team and was scheduled to participate in the MLB Futures Game in Detroit July 10, but missed both due to call-up...made major league debut July 2 at Milwaukee, striking out what would become his career-high nine batters (7.0 IP)...earned first major league win July 7 vs. Philadelphia with 7.0 scoreless innings...threw 8.0-scoreless innings July 16 at Chicago-NL...named NL Rookie of the Month for July...with a 0.92 ERA (39.1 IP, 4 ER) through his first six starts, joined the Dodgers' Fernando Valenzuela (0.33 ERA in 1981), the Red Sox's Boo Ferriss (0.50 ERA in 1945) and Expos' Steve Rodgers (0.88 ERA in 1973) as the only pitchers during the "live ball era" to record a sub-1.00 ERA in his first six starts...earned his second straight NL Rookie of the Month award in August...placed on disabled list August 24-September 15 with a sprained left ankle...finished fifth in BBWAA voting for NL Rookie of the Year after...led all NL rookies in ERA (1.81) and tied for third in wins (8)...named International League Most Valuable Pitcher and was selected to the IL Postseason All-Star Team...named 34th best prospect in baseball by *Baseball America* prior to the season.

**2004:** Split season between Single-A Lynchburg (Pittsburgh) and Double-A Altoona, going 15-6, 1.46 ERA (148.1 IP, 24 ER) in 26 combined starts...led all minor league pitchers in ERA and tied for third in wins...named Pirates minor league Pitcher of the Year and Carolina League Pitcher of the Year...struck out the side in his lone inning of work in the Carolina-California League All-Star Game June 28 at San Bernardino...named sixth best prospect in Eastern League and fourth best in Carolina League by *Baseball America* following the season.

**2003:** Spent season with Single-A Hickory (Pittsburgh)...tied for third among Pirates minor leaguers with 26 starts...named to the South Atlantic League Midseason All-Star Team.

**2002:** Led the Gulf Coast League in wins (8) and ranked third in opponent batting average (.185).

**PROFESSIONAL:** Originally selected by Pittsburgh in 20th round of 2001 First-Year Player Draft.





### DUKE'S PITCHING RECORD

YEAR	CLUB	W-L	ERA	G	GS	CG	SH	SV	IP	H	R	ER	HR	HB	BB	SO	WP	K/9	BAA
2002	GCL Pirates	8-1	1.95	11	11	1	1	0	60.0	38	15	13	2	4	18	48	1	7.2	.185
2003	Hickory	8-7	3.11	26	26	1	1	0	141.2	124	66	49	7	5	46	113	2	7.2	.237
2004	Altoona	5-1	1.58	9	9	0	0	0	51.1	41	11	9	2	1	10	36	1	6.3	.236
	Lynchburg	10-5	1.39	17	17	1	0	0	97.0	73	24	15	3	5	20	106	1	9.8	.210
2005	Indianapolis	12-3	2.92	16	16	1	0	0	108.0	108	39	35	8	2	23	66	1	5.5	.267
	<b>PITTSBURGH</b>	<b>8-2</b>	<b>1.81</b>	<b>14</b>	<b>14</b>	<b>0</b>	<b>0</b>	<b>0</b>	<b>84.2</b>	<b>79</b>	<b>20</b>	<b>17</b>	<b>3</b>	<b>2</b>	<b>23</b>	<b>58</b>	<b>1</b>	<b>6.2</b>	<b>.253</b>
2006	<b>PITTSBURGH</b>	<b>10-15</b>	<b>4.47</b>	<b>34</b>	<b>34</b>	<b>2</b>	<b>1</b>	<b>0</b>	<b>215.1</b>	<b>255</b>	<b>116</b>	<b>107</b>	<b>17</b>	<b>7</b>	<b>68</b>	<b>117</b>	<b>8</b>	<b>4.9</b>	<b>.302</b>
2007	GCL Pirates	0-0	1.35	2	2	0	0	0	6.2	5	1	1	0	0	2	3	0	4.1	.217
	Indianapolis	0-1	4.91	1	1	0	0	0	3.2	7	2	2	0	0	2	1	0	2.5	.438
	State College	1-0	1.59	1	1	0	0	0	5.2	3	1	1	0	1	2	3	0	4.8	.150
	<b>PITTSBURGH</b>	<b>3-8</b>	<b>5.53</b>	<b>20</b>	<b>19</b>	<b>0</b>	<b>0</b>	<b>0</b>	<b>107.1</b>	<b>161</b>	<b>74</b>	<b>66</b>	<b>14</b>	<b>3</b>	<b>25</b>	<b>41</b>	<b>0</b>	<b>3.4</b>	<b>.359</b>
2008	<b>PITTSBURGH</b>	<b>5-14</b>	<b>4.82</b>	<b>31</b>	<b>31</b>	<b>1</b>	<b>1</b>	<b>0</b>	<b>185.0</b>	<b>230</b>	<b>111</b>	<b>99</b>	<b>19</b>	<b>7</b>	<b>47</b>	<b>87</b>	<b>2</b>	<b>4.2</b>	<b>.304</b>
2009	<b>PITTSBURGH</b>	<b>11-16</b>	<b>4.06</b>	<b>32</b>	<b>32</b>	<b>3</b>	<b>1</b>	<b>0</b>	<b>213.0</b>	<b>231</b>	<b>101</b>	<b>96</b>	<b>23</b>	<b>3</b>	<b>49</b>	<b>106</b>	<b>2</b>	<b>4.5</b>	<b>.285</b>
2010	Altoona	0-0	2.57	2	2	0	0	0	7.0	5	2	2	1	0	1	1	0	1.3	.217
	<b>PITTSBURGH</b>	<b>8-15</b>	<b>5.72</b>	<b>29</b>	<b>29</b>	<b>0</b>	<b>0</b>	<b>0</b>	<b>159.0</b>	<b>212</b>	<b>115</b>	<b>101</b>	<b>25</b>	<b>4</b>	<b>51</b>	<b>96</b>	<b>4</b>	<b>5.4</b>	<b>.321</b>
2011	Visalia	1-0	1.80	1	1	0	0	0	5.0	5	1	1	0	0	4	0	7.2	.263	
	Reno	1-0	8.44	1	1	0	0	0	5.1	7	5	5	2	0	1	2	0	3.4	.304
	<b>ARIZONA</b>	<b>3-4</b>	<b>4.93</b>	<b>21</b>	<b>9</b>	<b>0</b>	<b>0</b>	<b>1</b>	<b>76.2</b>	<b>101</b>	<b>42</b>	<b>42</b>	<b>6</b>	<b>1</b>	<b>19</b>	<b>32</b>	<b>1</b>	<b>3.8</b>	<b>.324</b>
2012	Syracuse	15-5	3.51	26	26	2	1	0	164.1	178	69	64	16	1	39	91	1	5.0	.276
	<b>WASHINGTON</b>	<b>1-0</b>	<b>1.32</b>	<b>8</b>	<b>0</b>	<b>0</b>	<b>0</b>	<b>0</b>	<b>13.2</b>	<b>11</b>	<b>2</b>	<b>2</b>	<b>0</b>	<b>0</b>	<b>4</b>	<b>10</b>	<b>0</b>	<b>6.6</b>	<b>.212</b>
2013	<b>WASHINGTON</b>	<b>1-1</b>	<b>8.71</b>	<b>12</b>	<b>1</b>	<b>0</b>	<b>0</b>	<b>0</b>	<b>20.2</b>	<b>31</b>	<b>22</b>	<b>20</b>	<b>2</b>	<b>1</b>	<b>8</b>	<b>11</b>	<b>1</b>	<b>4.8</b>	<b>.352</b>
	Louisville	2-0	1.30	26	0	0	0	2	27.2	19	4	4	2	1	5	34	0	11.1	.196
	<b>CINCINNATI</b>	<b>0-1</b>	<b>0.84</b>	<b>14</b>	<b>0</b>	<b>0</b>	<b>0</b>	<b>0</b>	<b>10.2</b>	<b>8</b>	<b>1</b>	<b>1</b>	<b>1</b>	<b>0</b>	<b>2</b>	<b>7</b>	<b>1</b>	<b>5.9</b>	<b>.205</b>
2014	<b>MILWAUKEE</b>	<b>5-1</b>	<b>2.45</b>	<b>74</b>	<b>0</b>	<b>0</b>	<b>0</b>	<b>0</b>	<b>58.2</b>	<b>49</b>	<b>19</b>	<b>16</b>	<b>3</b>	<b>0</b>	<b>17</b>	<b>74</b>	<b>3</b>	<b>11.4</b>	<b>.223</b>
2015	<b>CHICAGO-AL</b>	<b>3-6</b>	<b>3.41</b>	<b>71</b>	<b>0</b>	<b>0</b>	<b>0</b>	<b>1</b>	<b>60.2</b>	<b>47</b>	<b>26</b>	<b>23</b>	<b>9</b>	<b>3</b>	<b>32</b>	<b>66</b>	<b>0</b>	<b>9.8</b>	<b>.218</b>
2016	<b>CHICAGO-AL</b>	<b>2-0</b>	<b>2.63</b>	<b>53</b>	<b>0</b>	<b>0</b>	<b>0</b>	<b>1</b>	<b>37.2</b>	<b>31</b>	<b>11</b>	<b>11</b>	<b>2</b>	<b>2</b>	<b>16</b>	<b>42</b>	<b>2</b>	<b>10.0</b>	<b>.225</b>
	<b>ST. LOUIS</b>	<b>0-1</b>	<b>1.93</b>	<b>28</b>	<b>0</b>	<b>0</b>	<b>0</b>	<b>1</b>	<b>23.1</b>	<b>17</b>	<b>5</b>	<b>5</b>	<b>0</b>	<b>2</b>	<b>13</b>	<b>26</b>	<b>2</b>	<b>10.0</b>	<b>.205</b>
2017	GCL Cardinals	0-0	0.00	2	2	0	0	0	2.0	1	0	0	0	0	3	0	13.5	.143	
	Palm Beach	0-0	0.00	1	0	0	0	0	1.0	1	0	0	0	1	0	1	0	9.0	.250
	Memphis	0-0	0.00	6	0	0	0	0	6.0	2	0	0	0	1	6	0	9.0	.100	
	<b>ST. LOUIS</b>	<b>1-1</b>	<b>3.93</b>	<b>27</b>	<b>0</b>	<b>0</b>	<b>0</b>	<b>0</b>	<b>18.1</b>	<b>13</b>	<b>8</b>	<b>8</b>	<b>3</b>	<b>2</b>	<b>6</b>	<b>12</b>	<b>2</b>	<b>5.9</b>	<b>.197</b>
	<b>Minor League Totals</b>	<b>63-23</b>	<b>2.61</b>	<b>148</b>	<b>115</b>	<b>6</b>	<b>3</b>	<b>2</b>	<b>692.1</b>	<b>617</b>	<b>240</b>	<b>201</b>	<b>43</b>	<b>21</b>	<b>170</b>	<b>518</b>	<b>7</b>	<b>6.7</b>	<b>.242</b>
	<b>American League Totals</b>	<b>5-6</b>	<b>3.11</b>	<b>124</b>	<b>0</b>	<b>0</b>	<b>0</b>	<b>2</b>	<b>98.7</b>	<b>78</b>	<b>37</b>	<b>34</b>	<b>11</b>	<b>5</b>	<b>48</b>	<b>108</b>	<b>2</b>	<b>9.9</b>	<b>.220</b>
	<b>National League Totals</b>	<b>56-79</b>	<b>4.40</b>	<b>344</b>	<b>169</b>	<b>6</b>	<b>3</b>	<b>2</b>	<b>1186.1</b>	<b>1398</b>	<b>636</b>	<b>580</b>	<b>116</b>	<b>32</b>	<b>332</b>	<b>677</b>	<b>27</b>	<b>5.1</b>	<b>.298</b>
	<b>Major League Totals</b>	<b>61-85</b>	<b>4.30</b>	<b>468</b>	<b>169</b>	<b>6</b>	<b>3</b>	<b>4</b>	<b>1284.2</b>	<b>1476</b>	<b>673</b>	<b>614</b>	<b>127</b>	<b>37</b>	<b>380</b>	<b>785</b>	<b>29</b>	<b>5.5</b>	<b>.293</b>

### DUKE'S CAREER FIELDING RECORD

POSITION	PCT	G	PO	A	E	TC	DP	PB
Pitcher	.978	468	72	236	7	315	19	—

### DUKE'S BATTING RECORD

BATTING	AVG	AB	R	H	2B	3B	HR	RBI	SH	SF	HBP	BB	SO	SB	OBP	DPS
Career	.180	317	17	57	7	0	2	23	43	2	0	12	117	0	.208	.429

### EARNED RUNS RULE

**The determination of earned-runs is as follows:**

An earned-run is a run for which the pitcher is held accountable. In determining earned-runs, the inning should be reconstructed without the errors and passed balls, and the benefit of the doubt should always be given to the pitcher in determining which bases would have been reached with errorless play.

Until 1969, a reliever could not be charged with an earned-run if he entered the game after the side could have been retired but for an error, no matter how many runs he subsequently gave up in that inning. Now, runs scored by batters who reach base off the reliever are charged as earned on that pitcher's record. They are not, however, charged as earned against the team as a whole. Therefore, a discrepancy may occur between the total earned-runs charged against a team and the sum total of the earned-runs charged against the individual pitchers of that team.





# 47 DIETRICH ENNS



## LEFT-HANDED PITCHER

H/W: 6-1/210      B/T: L/L  
Opening Day Age: 26  
Born: 5/16/1991 in Frankfort, IL  
Resides: Frankfort, IL

Acquired: Trade with NYY, 7/30/17  
M.L. Service: 27 days  
Options Used: 1 of 3  
Contract Status: Signed thru 2018

**PERSONAL:** Twitter: @DietrichEnns...grew up in Frankfort, IL, where he attended Lincoln-Way East High School...played three seasons at Central Michigan (2010-12)...as a freshman in 2010, earned Louisville Slugger Freshman All-America and First-Team All-MAC, and was named MAC Freshman of the Year after going 7-0 with a 2.12 ERA (59.1 IP, 34 H, 25 R, 14 ER, 27 BB, 64 K) in 20 appearances (2 starts)...was named to the 2011 Cape Cod League All-Star Team.

### 2017:

- Attended first career spring training with New York-AL; optioned to Triple-A Scranton/Wilkes-Barre March 15.
- Began season making two starts with S/W-B allowing two runs in 11.0 IP.
- Missed two months with a right shoulder strain; made one rehab start with GCL Yankees; reinstated July 1 and made five starts with S/W-B posting a 2.54 ERA (28.1 IP, 8 ER).
- Acquired by Twins from New York-AL on July 30, along with Zack Littell, in exchange for left-handed pitcher Jaime Garcia.
- Made one start for Triple-A Rochester after being acquired, allowing two runs in 6.0 innings; recalled August 10.
- Made major league debut August 10 at Milwaukee, allowing two runs (1 earned) on five hits in 2.1 innings pitched and did not factor into the decision; recorded first career hit, an infield single off Zach Davies in the third inning.
- Placed on 10-day disabled list August 17 with a left shoulder strain, ending his season.

**2016:** Began the season with Trenton (New York-AL) and went 7-2 with a 1.93 ERA (70.0 IP, 55 H, 15 ER, 30 BB, 74 K, 3 HR) en route to being selected to the Eastern League Midseason All-Star Team...was named EL Player of the Month for April after going 3-0 and tossing 23.2 scoreless innings, over four starts to set a Thunder record for a season-opening scoreless streak (23.2 IP)...on April 22 vs. Akron, recorded a career-high 11 strikeouts over 6.0 scoreless innings (1 H, 3 BB), as his no-hit bid was broken up in the sixth inning by a Clint Frazier double...moved to the bullpen following his August 15 start and logged a 1-0 record, one save and a 3.86 ERA (7.0 IP, 3 ER) in four relief appearances...also recorded a save and tossed 3.1 scoreless innings in two postseason relief appearances...was added to the Yankees 40-man roster on November 11, 2016.

**2015:** Began the season with the GCL Yankees 2 and did not allow an earned run in three starts (1-0, 11.1 IP, 6 H, 2R, 6 BB, 15 K)...transferred to Single-A Tampa on July 12 and went 1-1 with a 0.76 ERA (47.1 IP, 4ER) in 10 games (9 starts)...combined with the GCL Yankees 2 and Tampa to go 2-1 with a 0.61 ERA (58.2 IP, 33 H, 12 R, 4 ER, 20 BB, 55 K) in 13 games (12 starts)...posted an 8.44 K/9.0IP ratio...had the lowest ERA among minor leaguers who threw at least 50.0 IP.

**2014:** Spent the entire season with Single-A Tampa, going 3-2 with a 1.42 ERA (25.1 IP, 16 H, 4 ER, 10 BB, 26K) in 13 games (1 start)...held opponents to a .184 (16-for-87) batting average.

**2013:** Combined at Single-A Charleston and Single-A Tampa to go 4-6 with one save and a 2.94 ERA (82.2 IP, 59 H, 39 R, 27 ER, 35 BB, 112 K) in 28 appearances (8 starts)...promoted to Tampa on June 17 and went 0-5 with a 5.63 ERA (38.1 IP, 24 ER) in nine games (7 starts)...selected to the South Atlantic League Midseason All-Star Team...named SAL Pitcher of the Week for the period from May 20-26, going 2-0 in two games (6.0 IP, 3 H, 0 R, 0 BB, 11K).

**2012:** Made his professional debut, going 2-0 with a 2.11 ERA (42.2 IP, 34 H, 10 ER, 15 BB, 33K) in 22 relief appearances with short-season Single-A Staten Island...held opponents to a .218 (34-for-156) batting average.

**PROFESSIONAL:** Selected by New York-AL in 19th round of the 2012 First-Year Player Draft out of Central Michigan University.

### CAREER HIGHS

IP: 2.1, 8/10/17 at MIL  
SO: 2, 8/15/17 vs. CLE  
Walks: 1, 8/10/17 at MIL  
CG: --  
Low-Hit CG: --  
Win-Streak: --





### ENNS' PITCHING RECORD

YEAR	CLUB	W-L	ERA	G	GS	CG	SH	SV	IP	R	ER	HR	HB	BB	SO	WP	K/9	BAA	
2012	Staten Island	2-0	2.11	22	0	0	0	0	42.2	34	10	10	0	15	33	0	7.0	.218	
2013	Charleston	4-1	0.61	19	1	0	0	1	44.1	23	5	3	0	3	14	69	0	14.0	.151
	Tampa	0-5	5.63	9	7	0	0	0	38.1	36	34	24	4	2	21	41	0	10.1	.248
2014	Tampa	3-2	1.42	13	1	0	0	0	25.1	16	4	4	1	1	10	26	1	9.2	.184
2015	GCL Yankees 2	1-0	0.00	3	3	0	0	21	11.1	6	2	0	0	0	6	15	0	11.9	.150
	Tampa	1-1	0.76	10	9	0	0	0	47.1	27	10	4	0	1	14	40	4	7.6	.163
2016	Trenton	7-2	1.93	12	12	1	0	0	70.0	55	15	3	1	30	74	0	9.5	.221	
	Scranton/WB	7-2	1.52	14	10	0	0	0	65.0	47	13	11	3	2	26	50	1	6.9	.208
2017	Yankees East	1-0	0.00	1	0	0	0	0	6.0	2	0	0	0	0	10	1	15.0	.095	
	Scranton/WB	1-1	2.29	7	7	0	0	0	39.1	30	11	10	1	2	10	37	0	8.5	.207
	Rochester	0-1	2.31	3	1	1	0	1	11.2	13	3	3	2	0	4	9	0	6.9	.289
	<b>MINNESOTA</b>	<b>0-0</b>	<b>6.75</b>	<b>2</b>	<b>1</b>	<b>0</b>	<b>0</b>	<b>0</b>	<b>4.0</b>	<b>7</b>	<b>4</b>	<b>3</b>	<b>2</b>	<b>0</b>	<b>1</b>	<b>2</b>	<b>0</b>	<b>4.5</b>	<b>.350</b>
<b>Minor League Totals</b>		<b>27-15</b>	<b>1.88</b>	<b>113</b>	<b>51</b>	<b>2</b>	<b>0</b>	<b>3</b>	<b>401.1</b>	<b>289</b>	<b>107</b>	<b>84</b>	<b>14</b>	<b>12</b>	<b>150</b>	<b>406</b>	<b>8</b>	<b>9.1</b>	<b>.202</b>
<b>Major League Totals</b>		<b>0-0</b>	<b>6.75</b>	<b>2</b>	<b>1</b>	<b>0</b>	<b>0</b>	<b>0</b>	<b>4.0</b>	<b>7</b>	<b>4</b>	<b>3</b>	<b>2</b>	<b>0</b>	<b>1</b>	<b>2</b>	<b>0</b>	<b>4.5</b>	<b>.350</b>

### ENNS' CAREER FIELDING RECORD

POSITION	PCT	G	PO	A	E	TC	DP	PB
Pitcher	.000	2	0	0	1	1	0	—

### ENNS' BATTING RECORD

BATTING	AVG	AB	R	H	2B	3B	HR	RBI	SH	SF	HBP	BB	SO	SB	OBP	OPS
Career	.500	2	0	1	0	0	0	0	0	0	0	0	1	0	.500	1.000


### TWINS MOST RUNS SCORED IN A GAME

RUNS	DATE/OPPONENT	RUNS	DATE/OPPONENT	RUNS	DATE/OPPONENT
24	4/24/96 at Detroit	17	5/25/65 at Boston	15	5/14/64 vs. Chicago-AL
23	6/4/02 vs. Cleveland		7/24/76 at Chicago-AL		7/2/64 at Boston
21	5/20/94 vs. Boston		7/25/83 vs. Milwaukee		5/15/76 at California
	6/4/94 at Detroit		5/29/92 vs. Detroit		7/10/77 vs. Seattle
20	4/27/80 vs. Oakland		8/10/94 vs. Boston		5/7/78 at Baltimore
	7/6/07 at Chicago-AL		7/2/16 vs. Texas		9/9/80 vs. Milwaukee
	5/21/09 at Chicago-AL		9/2/17 vs. Kansas City		5/22/88 at Texas
	8/22/14 vs. Detroit	16	9/7/69 at Oakland		5/24/92 at Detroit
	6/13/17 vs. Seattle		5/8/79 vs. Toronto		6/4/92 vs. Texas
19	6/26/77 vs. Chicago-AL		6/30/79 vs. Chicago-AL		9/19/00 vs. Texas
	5/20/89 at Texas		5/18/83 vs. Oakland		6/12/03 vs. Colorado
	7/26/10 at Kansas City		4/24/90 vs. Detroit		5/9/06 at Texas
	7/16/12 vs. Baltimore		5/25/90 vs. Boston		7/31/06 vs. Texas
18	9/5/76 vs. Chicago-AL		4/3/96 vs. Detroit		5/21/10 vs. Milwaukee
	9/10/76 vs. Kansas City		4/30/96 vs. Kansas City		5/8/13 at Boston
	4/15/79 at Seattle		7/15/96 vs. Chicago-AL		8/20/15 at Baltimore
	5/16/03 vs. Chicago-AL		7/25/96 vs. Boston		7/10/16 at Texas
	9/4/12 at Chicago-AL		6/19/03 at Kansas City		
			6/1/04 vs. Tampa Bay		
			5/20/06 at Milwaukee		
			5/13/07 vs. Detroit		
			8/3/14 at Chicago-AL		





# 5 EDUARDO ESCOBAR



**INFIELDER**

H/W: 5-10/185 B/T: 5/R  
Opening Day Age: 29  
Born: 1/5/1989 in La Pica, Palo Negro, VZ  
Resides: Miami, FL

Acquired: Trade with CWS, 7/28/12  
M.L. Service: 5 years, 128 days  
Options Used: 3 of 3  
Contract Status: Signed thru 2018

**PERSONAL:** Eduardo Jose Escobar...Twitter: @escobarmaracay...wife Eucaris (Alvarez)...four sons; Eduardo Jr., Raul, Jose Emmanuel and Diego; one daughter Isadora...listens to American music to help improve his English...named winner of Gold Glove at shortstop in Venezuelan Winter League in 2014 while playing for Tigres de Aragua...purchases game tickets for, and visits with, local Spanish-speaking students...visits local schools to share his story of perseverance and hard work with Spanish-speaking students...given 2016 Carl R. Pohlad for Outstanding Community Service...named one of six finalists for the 2017 Marvin Miller Man of the Year award, representing the Twins and the AL Central...participated in 2016, '17 & '18 Twins Winter Caravan.

**CAREER HIGHLIGHTS:** Recorded consecutive 30-double seasons with 35 in 2014 and 31 in 2015, becoming the first switch hitter in Twins history to reach 30 doubles in consecutive seasons, 35 being the most in a single season for switch hitters...scored a run in 12 straight games August 20-September 3, 2015, tied for third longest streak in Twins history with Rich Rollins (1964), and trailing only Kirby Puckett's 14 (1986) and Orlando Cabrera's 13 (2009)...given 2013 Charles O. Johnson Award for Twins Most Improved Player as voted on by the Twin Cities Chapter of the BBWAA...acquired by Minnesota July 28, 2012 in exchange for left-handed pitcher Francisco Liriano.

## 2017:

- Made Twins Opening Day roster for fifth consecutive season and sixth of major league career (Chicago-AL, 2012).
- Tied career-high with five hits (6 at-bats) in a Twins 20-7 win over Seattle June 13.
- Hit safely in career-high nine straight games June 13-22, hitting .472 (17-for-36) with four doubles, two home runs and six RBI during the streak.
- Made first career appearance as catcher June 6 at Seattle; caught catcher Chris Gimenez, who was making one of his six appearances on the mound.
- Hit .354 (29-for-82) with four doubles, four home runs and 10 RBI in 24 August games; ranked seventh in the AL in average.
- Recorded 100th career double August 17 vs. Cleveland (Game 2).
- Recorded second career multi-homer game September 2 vs. Kansas City; the first home run was his 13th, setting a single-season career high; tied single-game career high with six RBI.
- Tied for third in the AL in RBI from August 17 through the end of the season.
- Named one of six finalists for the 2017 Marvin Miller Man of the Year award representing the Twins.
- Became Twins primary third basemen in Miguel Sano's absence (DL) from late August through end of season.
- Hit .255 (41-for-161) with seven home runs as right-handed hitter and .253 (75-for-296) with 14 home runs as left-handed hitter.
- Played 79 games (77 starts) at third base, 16 games (12 starts) at shortstop, nine games (7 starts) at second base, two games (0 starts) in left field and one at catcher.
- Set career highs in RBI (73), home runs (21), runs (62), triples (5), walks (33) and stolen bases (5).
- Made postseason debut in AL Wild Card game October 3 at New York-AL, going 2-for-4.

**2016:** Made Twins Opening Day roster for fourth consecutive season...placed on 15-day disabled list May 7 with a left groin strain; reinstated May 23...hit safely in season-high seven straight games June 17-24, hitting .440 (11-for-25) with one double, two triples, two home runs and nine RBI during the streak...homered in back-to-back games for the second time in career June 17 and 18 vs. New York-AL...hit .306 (11-for-36) with three doubles, two home runs and six RBI in 11 July games...made first career pitching appearance August 11 vs. Houston (Game 1), pitching 1.0 scoreless inning with one hit allowed; 12th time in club history for position player to pitch and ninth different player...hit .249 (60-for-241) as left-handed hitter and .207 (23-for-111) as right-handed hitter...played 71 games at shortstop (66 starts), 23 at third base (20 starts), six at second base (2 starts) and two in leftfield (0 starts)...given 2016 Carl R. Pohlad for Outstanding Community Service.

**2015:** Made Twins Opening Day roster for third consecutive season and fourth of his major league career...recorded third career walk-off hit and second of career as a Twin August 11 vs. Texas off Spencer Patton, hitting an RBI-double with two outs in the ninth inning in a Twins 3-2 win...recorded first career two-homer game August 26 at Tampa Bay, both as a left-handed batter...scored a run in 12 straight games August 20-September 3, tied for third longest streak in Twins history with Rich Rollins (1964), trailing only Kirby Puckett's 14 (1986) and Orlando Cabrera's 13 (2009)...the streak was tied with Colorado's Nolan Arenado for longest in baseball in 2015...hit 30th double September 22 vs. Cleveland, giving

## CAREER HIGHS

Hits: 5, 2x, last 6/13/17 vs. SEA  
RBI: 6, 2x, last 9/2/17 vs. KC  
HR: 2, 2x, last 9/2/17 vs. KC  
GS: --  
SB: 1, 12x, last 9/17/17 vs. TOR  
Hit-Streak: 9, 6/13-22/17

## WALK-OFF HITS

6/24/12 vs. MIL (1B)  
6/24/12 vs. MIL (1B)  
8/11/15 vs. TEX (2B)

## MULTI-HR GAMES

8/26/15 at TB  
9/2/17 vs. KC





him consecutive 30-plus double seasons...ranked fourth in batting average (.286) among AL shortstops from July 31 until end of season; also ranked first in doubles (18), second in slugging percentage (.524), tied for third in home runs (8) and tied for fourth in runs (31)...became everyday shortstop at end of August and hit .287 (39-for-136) with 12 doubles, one triple, seven home runs, 23 RBI and 23 runs scored in final 38 games of season...hit .277 (36-for-130) with seven home runs as right-handed batter and .254 (71-for-279) with five home runs as left-handed batter... set single-season career-highs in home runs (12), triples (4), RBI (58) and walks (28)...played 71 games at shortstop (all starts), 35 in leftfield (27 starts), 11 games at second (4 starts), five at third (all starts) and one in rightfield.

AL LEADERS	
XBH FOR SWITCH-HITTERS SINCE 2014	
1. Carlos Santana.....	233
2. Melky Cabrera.....	214
3. Kendrys Morales.....	200
4. Carlos Beltran.....	197
5. José Ramírez.....	188
6. Victor Martínez.....	171
7. Francisco Lindor.....	167
8. Eduardo Escobar.....	154
9. Marwin Gonzalez.....	152
10. Justin Smoak.....	147

**2014:** Made Twins Opening Day roster for second consecutive season and third of his career (Chicago-AL in 2012)...became Twins primary shortstop in early May when Twins optioned Pedro Florimon...hit .322 (29-for-90) in 27 May games with 13 doubles — tied with Ian Kinsler (May) and Denard Span (June) for most doubles in any month among all major leaguers...recorded career-high five hits August 22 vs. Detroit, falling a double short of the cycle...according to Elias Sports Bureau, he became the first player to collect five hits, including a home run, in a game from either the eighth or ninth slot in the lineup since Detroit's Carlos Peña had six hits, including a pair of homers, at Kansas City in 2004... became second Twin on the season to get hits off five different pitchers in the same game — Danny Santana did it against the Chicago-AL on August 3...ranked second on the Twins in doubles (35) and tied for 10th in the AL...given the Charles O. Johnson Award for Twins Most Improved Player as voted on by the Twin Cities Chapter of the BBWAA.

**2013:** Made Twins Opening Day roster, marking his second time on a major league Opening Day roster (Chicago-AL in 2012)...hit walk-off two-run double April 3 vs. Detroit, giving the Twins the 3-2 victory and his second career walk-off hit...hit first career home run April 9 at Kansas City, a solo shot off

Jeremy Guthrie...named International League Player of the Week September 3 after leading the IL with 12 hits, three home runs, nine RBI, seven runs scored and a .867 slugging percentage in the season's final eight games.

**2012:** Made White Sox Opening Day roster, the first of his career...entered season ranked 10th best prospect and best defensive infielder in White Sox organization for third straight season by *Baseball America*...acquired from Chicago-AL in exchange for Francisco Liriano July 28, 2012; spent entire season on White Sox 25-man roster prior to being traded to Twins...added to Twins 40-man roster and assigned to Triple-A Rochester...made Twins debut, going 2-for-4 with three RBI and two runs scored September 4 at Chicago-AL.

**2011:** Spent majority of season with Triple-A Charlotte (Chicago-AL)...recalled September 3 and made major league debut that night at Detroit...entered game as defensive replacement at shortstop and picked up first major league hit, a single off Justin Verlander...hit .255 (47-for-184) with one home run and 19 RBI in 53 games with La Guaira in Venezuelan Winter League...entered season ranked by *Baseball America* as best defensive infielder and fifth best prospect in White Sox organization.

**2010:** Named to Mid- and Postseason Carolina League All-Star teams...named best defensive shortstop in CL by *Baseball America*...ranked among White Sox organizational leaders in triples (2nd, 11), runs scored (T-2nd, 158) and total bases (T-6th, 224)...appeared in 28 games with Peoria Saguaros in Arizona Fall League, hitting .300 (33-for-110) with four home runs, 15 RBI and 22 runs scored...ranked among AFL leaders in total bases (1st, 59), triples (T-1st, 5), runs scored (2nd), home runs (T-3rd) and hits (T-3rd)...named to AFL West Division Rising Stars team...entered season ranked as best defensive infielder in the White Sox organization by *Baseball America*...played six games with La Guaira in Venezuelan Winter League.

**2009:** Spent season at Single-A Kannapolis (Chicago-AL)...led team in runs scored (64) and stolen bases (20)...hit .269 (7-for-26) in 26 games with La Guaira in Venezuelan Winter League.

**2008:** Began season with Rookie Great Falls before being promoted to Single-A Kannapolis, batting .281 (75-for-267) in 66 combined games.

**2007:** Spent entire season with the Dominican Summer League White Sox.

**2006:** Made professional debut with Venezuelan Summer League White Sox.

**PROFESSIONAL:** Signed by Chicago-AL as undrafted free agent January 28, 2006.

		ESCOBAR'S PLAYING RECORD																		
YEAR	CLUB	AVG	G	AB	R	H	2B	3B	HR	RBI	SB	SF	HBP	BB	SO	SB	CS	OBP	OPS	
2006	VSL O's/White Sox	.236	46	123	21	29	3	1	0	17	6	1	1	14	25	7	6	.317	.593	
2007	DSL White Sox2	.291	64	247	56	72	5	4	0	18	6	2	5	22	45	19	14	.359	.703	
2008	Great Falls	.417	6	24	6	10	2	1	1	4	0	1	1	2	3	1	1	.464	1.172	
	Kannapolis	.267	60	243	37	65	6	1	0	22	8	2	0	13	65	4	3	.302	.602	
2009	Kannapolis	.256	128	464	64	119	10	7	3	41	17	3	1	29	91	20	6	.300	.628	
2010	Winston-Salem	.285	87	368	57	105	18	8	3	39	11	4	2	23	76	8	5	.327	.729	
	Birmingham	.262	49	202	22	53	8	3	3	22	5	0	0	9	35	3	0	.294	.670	
2011	Charlotte	.266	137	489	55	130	23	4	4	49	15	4	1	27	104	13	8	.303	.657	
	CHICAGO-AL	.286	9	7	0	2	0	0	0	0	0	0	0	0	1	0	0	.286	.572	
2012	CHICAGO-AL	.207	36	87	14	18	4	1	0	3	1	0	0	9	23	2	0	.281	.557	
	Rochester	.217	35	138	19	30	3	3	1	9	4	1	0	8	26	3	1	.259	.563	
	MINNESOTA	.227	14	44	4	10	0	0	0	6	1	1	1	2	8	1	0	.271	.498	
2013	Rochester	.307	43	166	22	51	16	2	4	27	1	1	3	17	37	6	2	.380	.880	
	MINNESOTA	.236	66	165	23	39	5	2	3	10	2	1	0	11	34	0	2	.282	.627	
2014	MINNESOTA	.275	133	433	52	119	35	2	6	37	4	2	2	24	93	1	1	.315	.721	
2015	MINNESOTA	.262	127	409	48	107	31	4	12	58	2	5	2	28	86	2	3	.309	.754	
2016	Ft. Myers	.364	3	11	1	4	1	1	0	0	0	0	0	1	0	0	0	.417	1.053	
	MINNESOTA	.236	105	352	32	83	14	2	6	37	2	1	1	21	72	1	3	.280	.618	
2017	MINNESOTA	.254	129	457	62	116	16	5	21	73	1	3	5	33	98	5	1	.449	.758	
	Minor League Totals	.270	658	2475	360	668	95	35	19	248	73	19	14	165	508	84	46	.317	.676	
	Major League Totals	.253	619	1954	235	494	105	16	48	224	13	13	11	128	415	12	10	.301	.697	




## ESCOBAR'S CAREER FIELDING RECORD

POSITION	PCT	G	PO	A	E	TC	DP	PB
Shortstop	.979	307	365	744	24	1133	181	—
Third Base	.959	180	67	257	14	338	33	—
Second Base	.995	58	72	111	1	185	28	—
Outfield	.986	45	67	6	1	74	1	—
Catcher	--	1	0	0	0	0	0	—
Pitcher	--	1	0	0	0	0	0	—
<b>Totals</b>	<b>.977</b>	<b>592</b>	<b>572</b>	<b>1118</b>	<b>40</b>	<b>1730</b>	<b>243</b>	<b>—</b>

## ESCOBAR'S WILD CARD GAME RECORD

YEAR	OPPONENT	AVG	G	AB	R	H	2B	3B	HR	RBI	SH	SF	HBP	BB	SO	SB	CS	OBP	OPS
2017	New York-AL	.500	1	4	0	2	0	0	0	0	0	0	0	0	0	0	0	.500	1.000



## TWINS LONGEST GAMES BY INNING

DATE	OPPONENT	INN	TIME	SCORE	WINNER	LOSER
8-31-93	Cleveland	22	6:17	5-4	Merriman	Grimsley
5-12-72	Milwaukee	22	5:47	3-4	Colborn	Blyleven
8-9-67	Washington	20	5:40	7-9	Baldwin	Roland
8-25-76	at New York-AL	19	5:27	4-5	Jackson	Burgmeier
7-26-67	at New York-AL	18	4:35	3-2	Worthington	Tillotson
7-19-69	at Seattle	18	5:41	11-7	Perry	Gelnar
9-6-69	at Oakland	18	5:17	8-6	Kaat	Lauzerique
8-8-04	Oakland	18	4:57	5-6	Hammond	Mulholland
4-9-69	at Kansas City	17	4:32	3-4	Burgmeier	Miller
8-28-76	at Cleveland	17	4:55	3-4	Buskey	Hughes
9-17-77	at Texas	17	5:12	4-5	Barker	Carrithers
5-7-95	at Cleveland	17	6:36	9-10	Poole	Guthrie
7-25-69	at Cleveland	16	4:26	4-2	Perranoski	Paul
7-12-75	at New York-AL	16	5:11	7-8	Martinez	Burgmeier
4-20-82	at Oakland	16	5:03	3-4	Beard	Castillo
6-11-86	Texas	16	4:32	2-6	Williams	Jackson
5-4-04	at Seattle	16	4:48	3-4	Villone	Greisinger
8-15-05	at Chicago-AL	16	5:09	9-4	Romero	Adams
7-3-09	Detroit	16	5:07	9-11	Dolsi	Dickey
4-24-16	at Washington	16	5:56	5-6	Perez	Tonkin





# 38 TAYLOR FEATHERSTON

NON-ROSTER  
INVITE

**INFIELDER**

H/W: 6-1/185      B/T: R/R  
Opening Day Age: 28  
Born: 10/8/1989 in Houston, TX  
Resides: Houston, TX

Acquired: Signed as minor league free agent, 12/14/17  
M.L. Service: 1 year, 67 days  
Options Used: 2 of 3  
Contract Status: Signed thru 2018

**PERSONAL:** Taylor Joseph Featherston...Twitter: @TFeath12...2008 graduate of Taylor High School (TX), where he played baseball and basketball...attended Texas Christian University...named to the 2011 First-Team All-Mountain West Conference team, 2010 College World Series All-Tournament Team and MVP of the 2010 NCAA Forth Worth Regional...hobbies: hunting and playing golf.

**2017:**

- Began season with Triple-A Lehigh Valley (Philadelphia), posting a .370 on-base percentage in 46 games.
- Acquired by Tampa Bay via trade in exchange for cash considerations June 9.
- Played 16 games for the Rays and was optioned July 15.
- Recalled July 31 and played one game before being optioned to Triple-A Durham.
- Combined to hit .232 (68-for-293) with 14 doubles, nine home runs, 41 RBI and 33 walks in 94 games between Tampa Bay, Durham and Lehigh Valley.

**2016:** Spent most of season with Triple-A Lehigh Valley (Philadelphia)...made 94 starts for IronPigs: 50 at third base, 27 at second base and 17 at shortstop...hit safely in 13 straight April 12-23...homered in back-to-back games twice, May 19-20 and July 9-10...recalled by Phillies July 25 and appeared in 19 games before being optioned back to Lehigh Valley August 19...designated for assignment on September 10.

**2015:** Made Opening Day roster for first time in career with Los Angeles-AL...made major league debut April 12 vs. Kansas City, going 0-for-3 with a strikeout...recorded first major league hit April 30 at Oakland, singling off Jesse Chavez...placed on 15-day disabled list from August 16-31 with a right back strain; included a 7-game rehab assignment at Triple-A Salt Lake.

**2014:** Spent season with Double-A Tulsa (Colorado)...named a Midseason and Postseason Texas League All-Star...finished third in the TL in doubles (33) and fifth in home runs (16)...played for Salt River in the Arizona Fall League, hitting .294 (20-for-68) with a .355 on-base percentage in 19 games.

**2013:** Spent season at Single-A Modesto (Colorado)...had two separate disabled list stints: April 4-18 (right oblique muscle strain) and May 25-31 (left elbow hyperextension)...played 109 games (106 starts) at second base...led team in hits (137), runs (87), triples (10) and RBI (81).

**2012:** Spent entire season with Single-A Asheville (Colorado)...placed on disabled list April 8 with a left thumb contusion; reinstated May 8...hit .315 (106-for-337) over final 91 games after hitting just .171 (7-for-41) over his first 14 games of the season.

**2011:** Began professional career with Single-A Tri-City (Colorado), playing in 49 games, hitting .231 (39-for-169) with a .312 on-base percentage.

**PROFESSIONAL:** Originally selected by Colorado in fifth round of 2011 First-Year Player Draft; signed by scout Dar Cox.

**CAREER HIGHS**

Hits: 3, 2x, 9/17/15 at MIN  
RBI: 2, 3x, last 6/25/17 vs. BAL  
HR: 1, 4x, last 6/21/17 vs. CIN  
GS: - -  
SB: 1, 7x, last 6/20/17 vs. CIN  
Hit-Streak: 3, 6/13-16/17

**WALK-OFF HITS**

None

**MULTI-HR GAMES**

None



**FEATHERSTON'S BATTING RECORD**

YEAR	CLUB	AVG	G	AB	R	H	2B	3B	HR	RBI	SH	SF	HBP	BB	SO	SB	CS	OBP	OPS
2011	Tri-City	.231	49	169	19	39	8	3	2	20	3	0	3	17	38	3	1	.312	.661
2012	Asheville	.299	105	378	75	113	30	4	12	53	1	4	8	53	87	15	4	.393	.888
2013	Modesto	.292	116	469	87	137	31	10	13	81	2	6	9	30	110	17	4	.342	.826
2014	Tulsa	.260	127	497	69	129	33	4	16	57	3	3	9	38	114	14	6	.322	.761
2015	Salt Lake	.172	7	29	4	5	1	1	0	1	0	1	0	2	8	0	0	.219	.495
	<b>LOS ANGELES-AL</b>	<b>.162</b>	<b>101</b>	<b>154</b>	<b>23</b>	<b>25</b>	<b>5</b>	<b>1</b>	<b>2</b>	<b>9</b>	<b>4</b>	<b>1</b>	<b>3</b>	<b>7</b>	<b>46</b>	<b>4</b>	<b>2</b>	<b>.212</b>	<b>.459</b>
2016	<b>PHILADELPHIA</b>	<b>.115</b>	<b>19</b>	<b>26</b>	<b>2</b>	<b>3</b>	<b>1</b>	<b>0</b>	<b>0</b>	<b>1</b>	<b>0</b>	<b>0</b>	<b>0</b>	<b>2</b>	<b>11</b>	<b>2</b>	<b>0</b>	<b>.179</b>	<b>.333</b>
	Lehigh Valley	.254	99	402	56	102	23	4	13	37	1	2	9	25	98	6	3	.311	.739
2017	Lehigh Valley	.270	46	137	22	37	8	0	3	20	0	2	2	21	34	6	0	.370	.764
	<b>TAMPA BAY</b>	<b>.179</b>	<b>17</b>	<b>39</b>	<b>6</b>	<b>7</b>	<b>1</b>	<b>0</b>	<b>2</b>	<b>6</b>	<b>0</b>	<b>2</b>	<b>1</b>	<b>5</b>	<b>15</b>	<b>1</b>	<b>0</b>	<b>.277</b>	<b>.636</b>
	Durham	.200	31	120	12	24	5	0	4	15	0	1	1	7	58	2	0	.248	.590
	<b>Minor League Totals</b>	<b>.266</b>	<b>580</b>	<b>2201</b>	<b>344</b>	<b>586</b>	<b>139</b>	<b>26</b>	<b>63</b>	<b>284</b>	<b>10</b>	<b>19</b>	<b>41</b>	<b>193</b>	<b>547</b>	<b>63</b>	<b>18</b>	<b>.334</b>	<b>.773</b>
	<b>American League Totals</b>	<b>.166</b>	<b>118</b>	<b>193</b>	<b>29</b>	<b>32</b>	<b>6</b>	<b>1</b>	<b>4</b>	<b>15</b>	<b>3</b>	<b>4</b>	<b>4</b>	<b>12</b>	<b>61</b>	<b>5</b>	<b>2</b>	<b>.226</b>	<b>.496</b>
	<b>National League Totals</b>	<b>.115</b>	<b>19</b>	<b>26</b>	<b>2</b>	<b>3</b>	<b>1</b>	<b>0</b>	<b>0</b>	<b>1</b>	<b>0</b>	<b>0</b>	<b>0</b>	<b>2</b>	<b>11</b>	<b>2</b>	<b>0</b>	<b>.179</b>	<b>.332</b>
	<b>Major League Totals</b>	<b>.160</b>	<b>137</b>	<b>219</b>	<b>31</b>	<b>35</b>	<b>7</b>	<b>1</b>	<b>4</b>	<b>16</b>	<b>4</b>	<b>3</b>	<b>4</b>	<b>14</b>	<b>72</b>	<b>7</b>	<b>2</b>	<b>.221</b>	<b>.477</b>



## FEATHERSTON'S CAREER FIELDING RECORD

POSITION	PCT	G	PO	A	E	TC	DP	PB
Second Base	.974	48	67	84	4	155	18	—
Third Base	1.000	41	9	33	0	42	3	—
Shortstop	.934	25	22	35	4	61	4	—
First Base	1.000	2	3	1	0	4	0	—
<b>Totals</b>	<b>.969</b>	<b>116</b>	<b>101</b>	<b>153</b>	<b>8</b>	<b>262</b>	<b>25</b>	<b>—</b>

## TWINS ARIZONA FALL LEAGUE PARTICIPANTS

### 1992 GRAND CANYON

Rex De La Nuez, OF  
Chip Hale, IF  
Jon Henry, P  
Ray Ortiz, OF  
Derek Parks, C  
Scott Ullger, Mgr.

### 1997 SUN CITIES

Tom Gourdin, P  
Jeff Harris, P  
Corey Koskie, IF  
Chad Moeller, C  
Mike Moriarty, IF  
Brad Niedermaier, P  
Dan Perkins, P  
Benj Sampson, P  
Al Newman, Mgr.

### 2002 PHOENIX

Rob Bowen, C  
Willie Eyre, P  
Brent Hoard, P  
Justin Moreau, IF  
Michael Restovich, OF  
Brad Thomas, P  
John Russell, Mgr.

### 2007 PHOENIX

Nick Blackburn, P  
Drew Butera, C  
Matt Macri, IF  
Eduardo Morlan, P  
Ryan Mullins, P  
Trevor Plouffe, IF  
Anthony Swarzak, P  
Gary Lucas, Ch.

### 2012 PEORIA

Evan Bigley, OF  
Logan Darnell, P  
Kyle Gibson, P  
Chris Herrmann, C  
Nate Roberts, OF  
Dan Rohlfing, C  
Caleb Theilbar, P  
Michael Tonkin, P  
Alan Rail, Trn.

### 2017 SURPRISE

Ryan Eades, RHP  
Tom Hackimer, RHP  
Tyler Jay, LHP  
Sean Miller, IF  
Chris Paul, IF  
Andrew Vasquez, LHP  
LaMonte Wade, OF

### 1993 TEMPE

Anthony Byrd, OF  
Mike Durant, C  
Sean Gavaghan, P  
Denny Hocking, IF  
Todd Ritchie, P  
Bill Wissler, P  
Jim Kahmann, Trn.

### 1998 PHOENIX

Torii Hunter, OF  
Mike Lincoln, P  
Joe Mays, P  
Doug Mientkiewicz, IF  
A.J. Pierzynski, C  
Brent Stentz, P  
Lanning Tucker, Trn.

### 2003 GRAND CANYON

Henry Bonilla, P  
Rob Bowen, C  
Jake Mauzer, C  
Pat Neshek, P  
Terry Tiffe, IF  
Brian Wolfe, P  
Dave Pruemer, Trn.

### 2008 PHOENIX

Rob Delaney, P  
Tim Lahey, P  
Jeff Manship, P  
Dustin Martin, OF  
Anthony Slama, P  
Steve Tolleson, IF  
Danny Valencia, IF  
Stan Cliburn, Mgr.

### 2013 GLENDALE

A.J. Achter, RHP  
Byron Buxton, OF  
Zach Jones, RHP  
Max Kepler, OF  
Trevor May, RHP  
Alex Meyer, RHP  
Eddie Rosario, IF  
Jeff Smith, Ch.

### 1994 CHANDLER

Marty Cordova, OF  
Gus Gandarillas, P  
Brian Raabe, IF  
Dan Serafini, P  
Scott Stahoviak, IF  
Scott Watkins, P  
Gorman Heimueller, Ch.  
Rick McWane, Trn.

### 1999 GRAND CANYON

Dan Cey, IF  
Michael Cuddyer, IF  
David Hooten, P  
Matt Kinney, P  
Chad Moeller, C  
Nate Yeskie, P  
Bill Springman, Ch.

### 2004 GRAND CANYON

Scott Baker, P  
Jason Bartlett, IF  
Rob Bowen, C  
Jesse Crain, P  
J.D. Durbin, P  
Jason Kubel, OF  
Kevin West, OF  
Jose Marzan, Ch.

### 2009 MESA

Alex Burnett, P  
Steve Hirschfeld, P  
Mike McCardell, P  
Chris Parmelee, IF  
Steve Singleton, IF  
Spencer Steedley, P  
Rene Tosoni, OF  
Larry Bennesse, Trn.

### 2014 SALT RIVER

Jason Adam, RHP  
Byron Buxton, OF  
Max Kepler, OF  
Zack Jones, RHP  
Jake Reed, RHP  
Tyler Rogers, LHP  
Eddie Rosario, OF  
Alan Rail, Trn.

### 1995 PEORIA

LaRoy Hawkins, P  
Matt Lawton, OF  
Dan Naulty, P  
Kevin Ohme, P  
Jamie Ogden, OF  
Mitch Simons, IF  
Todd Walker, IF

### 2000 GRAND CANYON

Bobby Kielty, OF  
Matt Kinney, P  
Matthew LeCroy, C  
Kyle Lohe, P  
Lee Marshall, P  
Ryan Mills, P  
Rick Anderson, Ch.  
Jeff Carter, Ch.  
Dave Pruemer, Trn.

### 2005 GRAND CANYON

Ricky Barrett, P  
Carlos Bowyer, P  
Garrett Jones, 1B  
Matt Moses, IF  
Glen Perkins, P  
Denard Span, OF  
Tony Leo, Trn.

### 2010 PEORIA

Joe Benson, OF  
David Bromberg, P  
Carlos Gutierrez, P  
Chris Parmelee, IF  
Ben Revere, OF  
Tyler Robertson, P  
Kyle Waldrop, Ch.  
Floyd Rayford, Ch.

### 2015 SCOTTSDALE

Nick Burdi, RHP  
Mitch Garver, C  
Trevor Hildenberger, RHP  
Jake Reed, RHP  
Taylor Rogers, LHP  
Stuart Turner, C  
Adam Brett Walker II, OF  
Chad Allen, Ch.

### 1996 SCOTTSDALE

Jason Bell, P  
J.J. Johnson, OF  
Jamie Ogden, OF  
Mark Redman, P  
Todd Ritchie, P  
Dan Serafini, P  
Stu Cliburn, Ch.

### 2001 GRAND CANYON

Grant Balfour, P  
Rob Bowen, C  
Michael Cuddyer, IF  
Peter Fisher, P  
Kevin Frederick, P  
Matthew LeCroy, C  
Michael Restovich, OF

### 2006 MESA

Kevin Cameron, P  
Doug Deeds, OF  
Matt Moses, IF  
Jay Sawatski, P  
Errol Simonitsch, P  
Kevin Slowey, P  
Matt Tolbert, IF  
David Winfree, IF  
Larry Bennesse, Trn.

### 2011 MESA

Cole DeVries, P  
Brian Dozier, IF  
Chris Herrmann, C  
Aaron Hicks, OF  
Brett Jacobson, P  
Bruce Pugh, P  
Dakota Watts, P  
Steve Mintz, Ch.

### 2016 SURPRISE

John Curtiss, RHP  
Mitch Garver, C  
Nick Gordon, IF  
Tanner English, OF  
Mason Melotakis, LHP  
Stephen Gonsalves, LHP  
Randy Rosario, LHP  
Ivan Arteaga, Ch.





# 23 MITCH GARVER



**CATCHER**

H/W: 6-1/220      B/T: R/R  
Opening Day Age: 27  
Born: 1/15/1991 in Albuquerque, NM  
Resides: Albuquerque, NM

Acquired: 9th RD, 2013 MLB Draft  
M.L. Service: 45 days  
Options Used: 1 of 3  
Contract Status: Signed thru 2018

**PERSONAL:** Mitchell Lynn Garver...Twitter: @MitchGarver...2009 graduate of La Cueva (NM) High School...attended University of New Mexico for four years from 2010-13...hit .351 (284-for-809) with 66 doubles, 11 triples, 18 home runs, 167 RBI and 175 runs scored in 211 career games for Lobos...Honorable Mention catcher on 2013 Louisville Slugger/CollegeBaseballInsider.com team.

**2017:**

- Played in Twins spring training for third straight season; optioned to Triple-A Rochester on March 18.
- Appeared in the outfield for the first time in his career on June 9 vs. Syracuse; made 14 starts in left field for the Red Wings.
- Hit three home runs in one game July 9 vs. Syracuse, the first Red Wing to do so since Byung Ho Park July 28, 2016.
- Became first Red Wings catcher to be named an International League Postseason All-Star since Jose Morales in 2007.
- Hit 14 home runs as a catcher for Rochester, the most for a Red Wing catcher since at least 1990.
- Recalled from Rochester on August 18 and made major league debut the next night, striking out against Arizona's J.J. Hoover in a pinch-hitting appearance.
- Collected first major league hit on August 20 vs. Arizona, an infield single to third base off Braden Shipley.
- First career three-hit game came August 30 vs. Chicago-AL, including a double, a triple and a walk.
- Named catcher on the Twins Organizational All-Star team by MiLB.com.
- Given 2017 Sherry Robertson Award as Twins Minor League Player of the Year.

**2016:** Was an invite to Twins spring training for second straight season; reassigned to minor league camp March 18 and began season with Double-A Chattanooga...placed on 7-day disabled list May 12 with concussion-like symptoms; reinstated May 25...named Southern League Midseason All-Star...named Twins minor league Player of the Week July 9, hitting .455 (10-for-22) with four doubles, one home run, five RBI, seven runs scored and six walks in six games for the Lookouts...promoted to Triple-A Rochester August 9...combined to hit .270 (117-for-434) with 30 doubles, 12 home runs, 74 RBI, 50 runs scored and 50 walks in 117 games between Chattanooga and Rochester...caught 60 games and played 16 games at first base...added to Twins 40-man roster November 18...played 19 games for Surprise in the Arizona Fall League, hitting .229 (16-for-70) with four doubles, four home runs and 14 RBI...named to AFL's Top Prospect Team...named 17th best prospect in Twins system by *Baseball America*, entering 2017.

**2015:** Was an invite to Twins spring training; reassigned to minor league camp March 15 and spent entire season with Single-A Ft. Myers...hit .330 (29-for-88) with eight doubles and 10 RBI in 24 June games...hit safely in season-high 10 straight games August 5-15, hitting .400 (14-for-35) with three doubles, one triple, one home run, eight RBI and eight walks in that span...led Miracle in doubles (24), RBI (58), total bases (144) and walks (69), and ranked third in hits (106) and runs (46)...led Florida State League in walks (69) and ranked seventh in on-base percentage (.356)...hit .282 (37-for-131) against left-handed pitching and .228 (69-for-302) against right-handed pitching for the Miracle...played 77 games (75 starts) at catcher for the Miracle, 14 games at first base (all starts) and 34 games as designated hitter...played for Scottsdale in the Arizona Fall League, hitting .317 (13-for-41) with five doubles, one home run and nine RBI in 12 games.

**2014:** Spent entire season with Single-A Cedar Rapids...named Twins minor league Player of the Week April 11, hitting .400 (8-for-20) with three doubles, four home runs, six RBI, five walks and six runs scored in seven games...named Twins minor league Player of the Month for April, hitting .321 (25-for-78) with seven doubles, five home runs, 16 RBI, 13 runs scored and 11 walks in 23 games...hit safely in season-high 10 straight games May 25-June 4, hitting .436 (17-for-39) in that time...reached base safely via hit or walk in 28 straight games May 21-June 22, posting a .458 on-base percentage in that time...had first professional three-homer game July 21 vs. Ft. Wayne, including season-high five RBI...named Twins minor league Player of the Month for August, hitting .308 (28-for-91) with nine doubles, one home run, 13 RBI and 20 walks in 26 August games...hit .323 (31-for-96) against left-handed pitching and .290 (97-for-334) against right-handed pitching...named Midwest League Postseason All-Star...ranked fourth in the Midwest League in batting average (.298)...named catcher on Midwest League All-Star Team by *Baseball America*...was named catcher on Twins MiLB.com organizational All-Star team.

**2013:** Began professional career with Rookie Elizabethton...led E-Twins in doubles (15) and tied for team lead in RBI (30)...tied for fourth in the Appalachian League in doubles.

**PROFESSIONAL:** Selected by Twins in ninth round of 2013 First-Year Player Draft; signed by scout Ted Williams.

**CAREER HIGHS**

Hits: 3, 8/30/17 vs. CWS  
RBI: 2, 9/28/17 at CLC  
HR: --  
GS: --  
SB: --  
Hit-Streak: 2, 8/24-25/17

**WALK-OFF HITS**

None

**MULTI-HR GAMES**

None





### GARVER'S BATTING RECORD

YEAR	CLUB	AVG	G	AB	R	H	2B	3B	HR	RBI	SH	SF	HBP	BB	SO	SB	CS	OBP	OPS
2013	Elizabethhton	.243	56	202	16	49	15	2	2	30	1	1	2	19	31	0	0	.313	.679
2014	Cedar Rapids	.298	120	430	65	128	29	1	16	79	0	1	12	61	65	7	5	.399	.880
2015	Ft. Myers	.245	127	433	46	106	24	1	4	58	0	8	10	69	82	5	3	.356	.689
2016	Chattanooga	.257	95	358	44	92	25	0	11	66	0	5	1	43	86	1	3	.334	.753
	Rochester	.329	22	76	6	25	5	0	1	8	0	1	0	7	21	0	0	.381	.815
2017	Rochester	.291	88	320	56	93	29	0	17	45	0	1	1	50	85	2	0	.387	.928
	MINNESOTA	.196	23	46	5	9	1	3	0	3	0	0	0	6	15	0	0	.288	.646
Minor League Totals		.271	508	1819	233	493	127	4	51	286	1	17	26	249	370	15	11	.364	.793
Major League Totals		.196	23	46	5	9	1	3	0	3	0	0	0	6	15	0	0	.288	.636

### GARVER'S CAREER FIELDING RECORD

POSITION	PCT	G	PO	A	E	TC	DP	PB
Catcher	.983	13	54	3	1	58	0	1
First Base	.952	3	18	2	1	21	2	—
Outfield	1.000	2	2	0	0	2	0	—
Totals	.975	18	74	5	2	81	2	1



### ROOKIE QUALIFICATIONS

A player shall be considered a rookie unless, during a previous season, he had (a) exceeded 130 at-bats or 50 innings pitched in the major leagues; or (b) accumulated more than 45 days on the active roster of a major league club, or clubs, during the period of 25-man limit (excluding time in military service and time on the disabled list).





# 44 KYLE GIBSON



## RIGHT-HANDED PITCHER

H/W: 6-6/216      B/T: R/R  
 Opening Day Age: 30  
 Born: 10/23/1987 in Greenfield, IN  
 Resides: Ft. Myers, FL

Acquired: 1st RD (22nd overall), 2009 MLB Draft  
 M.L. Service: 4 years, 39 days  
 Options Used: 2 of 3  
 Contract Status: Signed thru 2018

**PERSONAL:** Kyle Benjamin Gibson...Twitter: @kgib44...wife Elizabeth (Straatmann)...daughter Hayden Leigh (3/6/14), son Mills (12/29/16)...2006 graduate of Greenfield-Central High School in Greenfield, IN...was a Louisville Slugger preseason All-American in 2006...named Hancock County Player of the Year...named Hoosier Heritage Conference Player of the Year...was a two-time Indianapolis Star All-East team selection...attended University of Missouri in Columbia, MO and was a communications major...went 28-10, 3.66 ERA (261.0 IP, 106 ER) with 61 walks, 304 strikeouts and seven complete games in 63 career games (29 starts) for the Tigers...participates annually in Twins Winter Caravan...is involved with Cheerful Givers, an association that supports helping children in need, providing gifts to disadvantaged children...annually hosts a fantasy football league to benefit various charities including the Twins Community Fund and Big League Impact...given 2017 Carl R. Pohlad Community Service Award, voted on by the Twins Community Fund Board of Directors...established a community ticket program that provides Twins tickets to Christian and inner-city youth groups.

**CAREER HIGHLIGHTS:** Since the start of 2014 has induced 96 ground ball double plays, tied with Dallas Keuchel for most in baseball...had a 2.35 ground ball-per-fly ball ratio 2014-15, which was third-best in the AL...was given the 2015 Joseph W. Haynes Award for Twins Pitcher of the Year as voted on by the Twin Cities Chapter of the BBWAA after leading the Twins in innings pitched (194.2), starts (32), strikeouts (145) and quality starts (17)...recorded double-digit win totals three times in career (13 in 2014, 11 in 2015 and 12 in 2017)...since start of 2014, leads Twins staff in innings pitched (679.1) and starts (117)...2010 recipient of Jim Rantz Award, given to Twins minor league Pitcher of the Year.

### 2017:

- Made Twins Opening Day roster for fourth time in career and was club's number three starter.
- Went 0-4, 8.20 ERA (26.1 IP, 24 ER) in first six starts and was optioned to Triple-A Rochester May 4.
- Made two starts for the Red Wings, going 0-2, 2.92 ERA (12.1 IP, 4 ER) and was recalled from Rochester May 22 (Phil Hughes, disabled list).
- Upon return from Rochester, went 12-6, 4.44 ERA (131.2 IP, 65 ER) in 23 starts from May 22 through the end of the season.
- Optioned to Rochester for second time July 24 when the Twins acquired left-handed pitcher Jaime Garcia...recalled August 5.
- Went 6-0, 2.92 ERA (49.1 IP, 16 ER) with 10 walks and 46 strikeouts in eight starts from August 22 through the end of the season, establishing a career high with an active six-game winning streak.
- Ranked second on Twins staff in innings pitched (158.0) and starts (29), and third in wins (12) and strikeouts (121).
- Was supported with 138 runs, tied with Carlos Carrasco for the most in baseball...his 7.86 run support average led baseball (minimum 150.0 IP).
- Induced 26 ground ball double plays, third-most in AL and fifth-most in baseball.
- Given 2017 Carl R. Pohlad Community Service Award, voted on by the Twins Community Fund Board of Directors.

**2016:** Made third career Opening Day roster and was club's number two starter...placed on 15-day disabled list April 26 with a right shoulder strain; made three starts between Single-A Ft. Myers and Triple-A Rochester and was returned from rehab assignment and reinstated June 10...recorded first win of season June 28 at Chicago-AL, pitching 7.0 shutout innings, snapping five-game losing streak to start season...set season-high and tied career-high with eight innings pitched July 22 at Boston, allowing just one run on two hits and earned the win; only run allowed was Mookie Betts' leadoff homer...pitched second career complete game August 17 at Atlanta, allowing three runs on eight hits with three walks and six strikeouts; made five plate appearances (0-for-4, walk, run), tying a Twins record and most for a Twins pitcher since Johan Santana June 19, 2007 at New York-NL...set season-high with eight strikeouts (6.1 IP) in final start September 29 at Kansas City...pitched 5.0-plus innings in 23 starts, 6.0-plus in 12 starts and 7.0-plus in five starts...held right-handed batters to a .273 (84-for-308) batting average and left-handed batters to a .326 (91-for-279) average...induced 21 ground ball double plays, tied for fifth most in the AL...ranked second on Twins staff in innings pitched (147.1), third in starts (25) and strikeouts (104), and tied for third in wins (6).

### CAREER HIGHS

IP: 9.0, 8/17/16 at ATL  
 SO: 9, 2x, last 9/30/15 at CLE  
 Walks: 5, 4x, last 9/17/17 vs. TOR  
 CG: 2, last 8/17/16 at ATL  
 Low-Hit CG: 8, 8/17/16 at ATL  
 Win-Streak: 6, 8/22-9/22/17



### MLB LEADERS

#### GDP INDUCED SINCE 2014

1. Kyle Gibson	96
Dallas Keuchel	96
3. Martin Perez	93
4. Rick Porcello	85
5. Carlos Martinez	78



**2015:** Made second career Opening Day roster and was club's third starter...posted a 20.0-inning scoreless streak April 26-May 12, tied for 10th longest in AL in 2015...posted a 19.2-scoreless inning streak September 8-19, the 14th longest in the AL...was only pitcher in baseball to post multiple scoreless inning streaks of 19.2-or-longer...posted a 2.85 ERA (113.2 IP, 36 ER) in 18 starts pre-All-Star break, the fourth lowest ERA for a Twins starter since 1992 (minimum 80.0 innings pitched), trailing Francisco Liriano (1.83 in 2006), Johan Santana (2.75 in 2007) and Brad Radke (2.77 in 1998)...ranked fourth in baseball in groundball double plays induced (27) and ranked second on club, trailing Mike Pelfrey (29)...also ranked fourth in baseball in groundball-doubleplays-per-9.0 IP (1.25) and 10th in ground ball-per-fly ball ratio (2.37)...led Twins in innings pitched (194.2), starts (32), strikeouts (145), quality starts (17) and tied with Phil Hughes for most wins (11)...pitched 6.0-plus innings in 20 starts and 7.0-plus in 10 starts...given Joseph W. Haynes Award for Twins Pitcher of the Year as voted on by the Twin Cities Chapter of the BBWAA.

**2014:** Made first career Opening Day as the club's fifth starter...won each of first three starts becoming the first Twin since Livan Hernandez (2008) to make the Twins starting rotation and start the season with three straight victories...pitched 8.0 shutout innings April 17 vs. Toronto (Game 1), which lowered his ERA to 0.93...according to Elias Sports Bureau, since the original Washington Senators relocated to Minnesota in 1961, the only other Twins pitchers to win their first three starts of a season while posting an ERA below 1.00 were Bill Krueger in 1992 (0.75 ERA) and Francisco Liriano in 2006 (0.56 ERA)...recorded first major league hit in fourth career at-bat June 2 at Milwaukee, singling off Matt Garza...posted a 22.0 scoreless inning streak June 2-18, the fifth longest in club history for a starter (Elias); fifth longest for an AL starter in 2014...ranked second on Twins staff in wins (13), starts (31), innings pitched (179.1) and third in strikeouts (107)...allowed just 12 home runs, tied for third fewest in the AL (minimum 170.0 innings pitched) and tied for sixth fewest in baseball...posted a 0.60 home run-per-9.0 innings pitched ratio, the seventh lowest in the AL...posted a ground ball percentage of 55.8%, the fifth highest in the AL...posted a 2.32 groundball-per-flyball ratio, the fourth highest in the AL...posted an ERA of 1.31 (96.0 IP, 14 ER) in his 13 wins and 8.10 ERA (83.1 IP, 75 ER) in his 12 losses...pitched 6.0-plus innings in 20 of his 31 starts and 7.0-plus in 13 starts.

**2013:** Pitched in Twins major league spring training for the first time in his career and was optioned March 14...named Twins minor league Pitcher of the Week May 12 after pitching a complete game shutout May 8 at Toledo, allowing four hits, with two walks and eight strikeouts, earning the win...recalled by Minnesota June 25...at the time of his promotion, ranked first among International League pitchers in shutouts (2), tied for third in wins (7) and strikeouts (79), fourth in innings pitched (92.2), sixth in WHIP (1.14), and eighth in ERA (3.01)...made major league debut June 29 vs. Kansas City, allowing two runs on eight hits in 6.0 innings pitched with no walks and five strikeouts, earning the win...according to Elias, the win and five strikeouts made him just the third Twin to win his major league debut while striking out five-or-more batters, the others being Bert Blyleven in 1970 at RFK Stadium against Washington and Darrell Jackson in 1978 at Metropolitan Stadium against Detroit; they each had seven strikeouts...with the win, he became the 10th Twin to win in his debut as starter, first since Anthony Swarzak May 23, 2009 vs. Milwaukee...named right-handed starter on MiLB.com Twins organizational All-Star team.

**2012:** Made first start with GCL Twins July 10 vs. GCL Red Sox while on rehab assignment after recovering from "Tommy John" surgery on right elbow...pitched for Peoria Javelinas in the Arizona Fall League, going 3-2, 5.40 ERA (23.1 IP, 14 ER) with eight walks and 28 strikeouts in six starts...named Arizona Fall League Pitcher of the Week for Week 2, going 1-0, allowing six hits and one run with eight strikeouts and no walks in 5.0 innings...named to AFL's Top Prospect team and was ranked fourth best prospect in the AFL by *Baseball America*...ranked fourth best prospect and best slider in the Twins system by *Baseball America* entering the 2013 season...added to the Twins 40-man roster in November.

**2011:** Named International League Pitcher of the Week May 23-29 after going 2-0, 1.42 ERA with 18 strikeouts in 12.2 innings...selected to the All-Star Futures Game at Chase Field in Arizona, tossing 1.1 innings while giving up two hits and no runs...placed on disabled list August 2 with an injury to right arm, ending his season...had "Tommy John" surgery on right elbow September 7...ranked eighth best prospect and best slider in the Twins minor league system by *Baseball America* entering the 2012 season.

**2010:** Named Twins minor league Player of the Week May 1 after going 1-0 with one run allowed, five hits, five walks and 10 strikeouts in two starts (14.0 IP)...also earned Florida State League Pitcher of the Week honors May 3...named Twins minor league Pitcher of the Month for May, going 5-0, 1.62 ERA (39.0 IP, 7 ER) with 10 walks and 35 strikeouts in six starts between Ft. Myers and New Britain...named to the Eastern League All-Star team, representing the Eastern Division, pitching 1.0 scoreless inning...disabled for remainder of season with a left ankle sprain August 26...recipient of ninth annual Jim Rantz Award, given to Twins minor league Pitcher of the Year...ranked top prospect, as well as best slider and best change-up, in the Twins organization by *Baseball America* entering the 2011 season; also ranked 34th best prospect in baseball by *Baseball America*'s top 100 pre-2011 rankings...named to MiLB.com's 2010 Twins organizational All-Star team.

**2009:** Ranked third best prospect and best slider in the Twins system by *Baseball America* entering 2010...also ranked 61st on *Baseball America*'s top 100 pre-2010 rankings.

**AMATEUR CAREER:** Named to the All-Big 12 honorable mention team in 2007 and 2008 and All-Big 12 First-Team in 2009 while playing at University of Missouri...tied school record for strikeouts in a season (131) in 2009...went 11-3, 3.21 ERA (106.2 IP, 38 ER) and tossed five complete games in 2009...named *Baseball America* All-American Second-Team in 2009...ranked third best prospect in Cape Cod League by *Baseball America* in summer of 2007...named Golden Spikes Award semifinalist in 2009...named to USA Baseball Collegiate national team following the 2008 season and led team in wins (5)...earned the win for USA in 1-0 victory over Japan in the 2007 FISU World Championships gold medal game.

**PROFESSIONAL:** Selected by Twins in first round (22nd overall) of 2009 First-Year Player Draft; signed by scout J.R. DiMercurio...originally selected by Phillies in 36th round of 2006 First-Year Player Draft, but did not sign.

### GIBSON'S CAREER FIELDING RECORD

POSITION	PCT	G	PO	A	E	TC	DP	PB
Pitcher	.995	127	78	108	1	187	12	—

### GIBSON'S CAREER BATTING RECORD

BATTING	AVG	AB	R	H	2B	3B	HR	RBI	SH	SF	HBP	BB	SO	SB	OBP	OPS
Career	.125	16	1	2	0	0	0	0	0	0	0	1	9	0	.176	.301



### GIBSON'S PITCHING RECORD

YEAR	CLUB	W-L	ERA	G	GS	CG	SH	SV	IP	H	R	ER	HR	HB	BB	SO	WP	K/9	BAA
2010	Ft. Myers	4-1	1.87	7	7	1	1	0	43.1	33	11	9	2	2	12	40	2	8.3	.213
	New Britain	7-5	3.68	16	16	1	0	0	93.0	91	39	38	5	4	22	77	3	7.5	.259
	Rochester	0-0	1.72	3	3	0	0	0	15.2	12	5	3	0	1	5	9	1	5.2	.214
2011	Rochester	3-8	4.81	18	18	0	0	0	95.1	109	57	51	11	1	27	91	5	8.6	.282
2012	GCL Twins	0-0	2.45	9	7	0	0	0	14.2	9	4	4	1	0	4	16	1	9.8	.176
	Ft. Myers	0-0	2.57	2	2	0	0	0	7.0	6	2	2	1	1	1	7	0	9.0	.231
	Rochester	0-2	9.45	2	2	0	0	0	6.2	11	7	7	1	0	1	10	0	13.5	.367
2013	MINNESOTA	2-4	6.53	10	10	0	0	0	51.0	69	38	37	7	5	20	29	4	5.1	.327
	Rochester	7-5	2.92	17	17	2	2	0	101.2	85	36	33	5	0	33	87	3	7.7	.227
2014	MINNESOTA	13-12	4.47	31	31	0	0	0	179.1	178	91	89	12	2	57	107	11	5.4	.258
2015	MINNESOTA	11-11	3.84	32	32	1	0	0	194.2	186	88	83	18	7	65	145	7	6.7	.252
2016	MINNESOTA	6-11	5.07	25	25	1	0	0	147.1	175	89	83	20	4	55	104	9	6.4	.298
	Ft. Myers	0-0	0.96	2	2	0	0	0	9.1	9	1	1	0	0	1	8	1	7.7	.273
	Rochester	1-0	1.50	1	1	0	0	0	6.0	7	2	1	0	0	3	2	0	3.0	.292
2017	Rochester	1-2	2.08	3	3	0	0	0	17.1	13	4	4	1	0	5	23	0	11.9	.206
	MINNESOTA	12-10	5.07	29	29	0	0	0	158.0	182	93	89	24	6	60	121	4	6.9	.292
Minor League Totals		23-23	3.36	80	78	4	3	0	410.0	385	168	153	27	9	114	370	16	8.1	.248
Major League Totals		44-48	4.70	127	127	2	0	0	730.1	790	399	381	81	24	257	506	35	6.2	.277



### QUALIFYING NUMBERS

To qualify for the batting championship, a player must have a minimum of 502 plate appearances or 3.1 plate appearances-per-number of his team's games.

To qualify for the ERA title a pitcher must have at least 162.0 innings pitched.

To qualify for the fielding championship, a player must have the highest percentage at his position and

- (1) a catcher must have played in at least 81 games.
- (2) an infielder or outfielder must have played in at least 108 games.
- (3) a pitcher must have at least 162.0 innings pitched.





# 59 STEPHEN GONSALVES



**LEFT-HANDED PITCHER**

H/W: 6-5/225      B/T: L/L  
 Opening Day Age: 23  
 Born: 7/6/1994 in San Diego, CA  
 Resides: San Marcos, CA

Acquired: 4th RD, 2013 MLB Draft  
 M.L. Service: None  
 Options Used: 0 of 3  
 Contract Status: Signed thru 2018

**PERSONAL:** Stephen William Gonsalves...Twitter: @TheSGonsalves...2013 graduate of Cathedral Catholic High School in San Diego, CA...went 10-0 with 79 strikeouts in 66.0 innings in junior season...went 6-1, 2.19 ERA in nine starts as a senior...struck out 202 in 174.0 innings in four seasons in high school...pitched a complete game and struck out eight in the CIF San Diego Section Division III championship game in 2012.

**2017:**

- Spent first career spring training with Twins and reassigned to minor league camp March 13; reported to Double-A Chattanooga.
- Began season on 7-day disabled list with left rotator cuff strain; reinstated May 20.
- Named Twins minor league Pitcher of the Month for June, going 4-1, 2.32 ERA (31.00 IP, 8 ER) in five starts for the Lookouts.
- Ranked third on Chattanooga staff in wins (8), innings pitched (87.1) and strikeouts, despite pitching just three months there.
- Promoted to Triple-A Rochester August 7.
- Made five appearances (4 starts) for Red Wings in August where he finished the season.
- Named left-handed starting pitcher on the Twins Organizational All-Star team by MiLB.com.
- Ranked fourth best prospect and best changeup in Twins system by *Baseball America*, entering 2018...ranked 78th best prospect in baseball by MLB.com.

**2016:** Began season with Single-A Ft. Myers...named Twins minor league Pitcher of the Week April 23, making one start against Jupiter, allowing one run on two hits in 7.0 innings pitched with one walk and eight strikeouts...named Twins minor league Pitcher of the Month in April, going 2-1, 1.44 ERA (25.0 IP, 4 ER) in four starts for the Miracle...named Florida State League Midseason All-Star...promoted to Double-A Chattanooga June 22...named Southern League Pitcher of the Week August 21, making one start against Montgomery, pitching 6.0 shutout innings with no hits allowed, two walks and nine strikeouts, earning the win...named Southern League Player of the Month in August, going 4-0, 0.28 ERA (32.2 IP, 1 ER) with 11 walks, 37 strikeouts and one complete game in five starts for the Lookouts...also named Twins minor league Pitcher of the Month...named to Double-A All-Star team and overall minor league All-Star team by *Baseball America*...named left-handed starting pitcher on the Twins Organizational All-Star team by MiLB.com...recipient of the Jim Rantz Award for minor league Pitcher of the Year, after combining to go 13-5, 2.06 ERA (140.0 IP, 32 ER) with 57 walks and 155 strikeouts in 24 starts for Ft. Myers and Chattanooga...played for Surprise in the Arizona Fall League, going 0-2, 8.31 ERA (8.2 IP, 8 ER) with four walks and seven strikeouts in four starts...named second best prospect and best changeup in Twins system by *Baseball America*, entering 2017.

**2015:** Began season with Single-A Cedar Rapids...named Midwest League Pitcher of the Week April 27 after pitching 7.0 innings, allowing one hit and one walk while striking out a career-high 11 on April 23...promoted to Single-A Ft. Myers June 4...pitched first career complete game August 18 vs. Charlotte, allowing one run on four hits in 7.0 innings...finished with second lowest ERA (2.01) in the Twins minor league system...finished second in the Twins minor leagues in wins (13) and strikeouts (132)...named Low Class-A All-Star and as ninth best prospect in the Twins system by *Baseball America* following the season...named left-handed starting pitcher on the Twins Organizational All-Star team by MiLB.com.

**2014:** Began season with Rookie-Elizabethton before being promoted to Single-A Cedar Rapids July 25...named Twins minor league Player of the Week August 15 after pitching a 7.0-inning shutout, allowing three hits, no walks with five strikeouts...named 14th best prospect in the Twins system by *Baseball America* entering 2015.

**2013:** Began professional career with GCL Twins allowing just one run in 14.1 innings...transferred to Rookie-Elizabethton August 4 and made three starts, striking out 21 and walking four...named the 13th best prospect in the Twins system by *Baseball America* entering 2014.

**PROFESSIONAL:** Selected by Twins in fourth round of 2013 First-Year Player Draft; signed by scout John Leavitt.

**GONSALVES' PITCHING RECORD**

YEAR	CLUB	W-L	ERA	G	GS	CG	SH	SV	IP	H	R	ER	HR	HB	BB	SO	WP	K/9	BAA
2013	GCL Twins	1-0	0.63	5	2	0	0	0	14.1	8	1	1	0	0	7	18	0	11.3	.163
2013	Elizabethton	1-1	1.29	3	3	0	0	0	14.0	10	2	2	0	0	4	21	2	13.5	.200
2014	Elizabethton	2-0	2.79	6	6	0	0	0	29.0	23	12	9	1	1	10	26	1	8.1	.225
	Cedar Rapids	2-3	3.19	8	8	0	0	0	36.2	31	17	13	1	2	11	44	1	10.8	.228
2015	Cedar Rapids	6-1	1.15	9	9	0	0	0	55.0	29	8	7	2	4	15	77	2	12.6	.154
	Ft. Myers	7-2	2.61	15	15	1	0	0	79.1	66	26	23	2	1	38	55	7	6.2	.225
2016	Ft. Myers	5-4	2.33	11	11	1	0	0	65.2	43	19	17	2	0	20	66	4	9.0	.188
	Chattanooga	8-1	1.82	13	13	1	0	0	74.1	43	17	15	1	4	37	89	5	10.8	.171
2017	Chattanooga	8-3	2.68	15	15	0	0	0	87.1	67	28	26	7	4	23	96	5	9.9	.207
	Rochester	1-2	5.56	5	4	0	0	0	22.2	27	14	14	4	0	8	22	0	8.7	.293
<b>Minor League Totals</b>		<b>41-17</b>	<b>2.39</b>	<b>90</b>	<b>86</b>	<b>3</b>	<b>0</b>	<b>0</b>	<b>478.1</b>	<b>347</b>	<b>144</b>	<b>127</b>	<b>20</b>	<b>16</b>	<b>173</b>	<b>514</b>	<b>27</b>	<b>9.7</b>	<b>.202</b>





# 1 NICK GORDON

NON-ROSTER  
INVITE



**INFIELDER**

H/W: 6-0/175      B/T: L/R  
 Opening Day Age: 22  
 Born: 10/24/1995 in Avon Park, FL  
 Resides: Winter Garden, FL

Acquired: 1st RD (5th overall), 2014 MLB Draft  
 M.L. Service: None  
 Options Used: 0 of 3  
 Contract Status: Signed thru 2018

**PERSONAL:** Nicholas Chad Gordon...Twitter: @FlashGThe3rd...2014 graduate of Olympia (FL) High School)...hit .494 with 10 doubles, two triples, five home runs, 27 RBI and 13 stolen bases as a senior, and .505 with 15 doubles, six triples and 12 stolen bases as a junior...named Gatorade Florida Baseball Player of the Year in 2013 and '14 and named a Perfect Game All-American...rated as fifth best prospect in the 2014 draft by MLB.com...ranked as the sixth best prospect, and as having the best infield arm, in the 2014 draft by *Baseball America*...verbally committed to Florida State, but elected to play professional baseball...is the son of three-time All-Star right-handed pitcher Tom "Flash" Gordon and brother of current Mariners infielder/outfielder Dee Gordon.

**2017:**

- Was invite to first career Twins spring training, reassigned to minor league camp May 18, spent entire season with Double-A Chattanooga.
- Named MLB.com Southern League Player of the Month for May, hitting .294 (32-for-109) with 11 doubles, three triples, three home runs, 15 RBI and 14 walks in 27 games.
- Named Southern League Midseason All-Star.
- Named SiriusXM Futures Game All-Star, leading off and playing shortstop for the US Team, going 1-for-3 with a run scored.
- Set season-high and tied minor league career-high with five hits August 14 at Birmingham.
- Named Southern League Postseason All-Star.
- Hit .299 (119-for-398) vs. right-handed pitching and .174 (21-for-121) vs. left-handed pitching.
- Ranked tied for second in all of Double-A baseball in triples (8) and fourth in at-bats (519).
- Ranked tied for first in Southern League in triples (8), third in hits (140) and runs (80), fourth in total bases (212), and tied for sixth in doubles (29).
- Ranked eighth best prospect in Twins system by *Baseball America*, entering 2018...ranked 80th best prospect in baseball by MLB.com.

**2016:** Spent entire season with Single-A Ft. Myers...named Twins minor league Player of the Week April 16, hitting .444 (12-for-27) with five doubles, one home run, four RBI, five runs scored and two stolen bases in six games for the Miracle...placed on 7-day disabled list May 4 with a concussion; reinstated May 11...hit .315 (108-for-343) against right-handed pitching and .220 (26-for-118) against left-handed pitching...led Miracle in hits (134), doubles (23), triples (6), RBI (52), total bases (178), runs (56), at-bats (461) and stolen bases (19)...ranked fourth in Florida State League in hits, tied for seventh in triples and 11th in total bases...played 103 games (102 starts) at shortstop for Miracle, two games (both starts) at second base and one game (1 start) at third base, committing 26 total errors...named Florida State League Mid- and Postseason All-Star...named shortstop on the Twins Organizational All-Star team by MLB.com...played in Arizona Fall League for Surprise, hitting .346 (28-for-81) with four doubles, two triples, seven RBI, eight walks and a .481 on-base percentage in 21 games...named to AFL Rising Stars Team and All-Prospect Team...named top prospect in Twins system by *Baseball America*, entering 2017.

**2015:** Spent entire season with Single-A Cedar Rapids...led Kernels in hits (133), runs (79), RBI (58) and doubles (23), and was second in stolen bases (25) and triples (7)...ranked second in Midwest League in runs scored (79)...finished with the fifth most stolen bases in the Twins system and sixth in batting average (.277)...ranked as the fourth best prospect in the Twins system by *Baseball America* entering 2016...also ranked 53rd best prospect in baseball by *Baseball America*, 91st by MLB.com and 62nd by BaseballProspect.com entering 2016.

**2014:** Spent first professional season with Rookie-Elizabethton...selected to Appalachian League postseason All-Star team...finished with a .294 batting average, ranking fourth among Twins minor leaguers and eighth in the Twins organization...named sixth best prospect in the Twins system by *Baseball America* and the 33rd best prospect in baseball by MLB.com entering 2015.

**PROFESSIONAL:** Selected by Twins in first round (5th overall) in 2014 First-Year Player Draft; signed by scout Brett Dowdy.

**GORDON'S BATTING RECORD**

YEAR	CLUB	AVG	G	AB	R	H	2B	3B	HR	RBI	SH	SF	HBP	BB	SO	SB	CS	OBP	OPS
2014	Elizabethton	.294	57	235	46	69	6	4	1	28	0	4	5	11	45	11	7	.333	.699
2015	Cedar Rapids	.277	120	481	79	133	23	7	1	58	3	4	6	39	88	25	8	.336	.696
2016	Ft. Myers	.291	116	461	56	134	23	6	3	52	1	0	8	23	87	19	13	.335	.721
2017	Chattanooga	.270	122	519	80	140	29	8	9	66	0	2	4	53	134	13	7	.341	.749
<b>Minor League Totals</b>		<b>.281</b>	<b>415</b>	<b>1696</b>	<b>261</b>	<b>476</b>	<b>81</b>	<b>25</b>	<b>14</b>	<b>204</b>	<b>4</b>	<b>10</b>	<b>23</b>	<b>126</b>	<b>354</b>	<b>68</b>	<b>35</b>	<b>.337</b>	<b>.720</b>





# 8 ZACK GRANITE



## OUTFIELDER

H/W: 5-10/175      B/T: L/L  
 Opening Day Age: 25  
 Born: 9/17/1992 in Staten Island, NY  
 Resides: Staten Island, NY

Acquired: 14th RD, 2013 MLB Draft  
 M.L. Service: 67 days  
 Options Used: 1 of 3  
 Contract Status: Signed thru 2018

**PERSONAL:** Zachary Thomas Granite...Twitter: @zgranite...2010 graduate of Tottenville High School in Staten Island, NY, the same high school as former Twins pitcher Jason Marquis...named captain for his junior and senior years...was two-time MVP and Advance All-Star...selected to First-Team All-City and chosen to play in the PSAL, CHSAA All-Star game...helped team to city championship his senior year with a .360 average, nine RBI and four triples...recorded a .436 average with three RBI, one home run and 14 runs during his junior season...played three seasons for Seton Hall from 2011-13, hitting .299 (189-for-633) with 23 doubles, 10 triples and 53 RBI in 156 career games...named 2013 All-Big East First Team, 2013 Rawlings/ABCA All-East Region Second Team and 2012 All-Big East Third Team...went back to Seton Hall in winter of 2016-17 to earn degree in Criminal Justice.

### 2017:

- Was invite to Twins spring training (his first) before being optioned to Triple-A Rochester on March 18.
- Missed roughly a month at the start of the season with a left oblique strain, then traveled to Advanced-A Ft. Myers for a five-game rehab stint.
- Named Twins minor league Player of the Week June 17, hitting .526 (10-for-19) with five doubles, three RBI and six walks and five games.
- Earned International League Player of the Month honors in June, batting .470 with 55 hits, 16 extra-base hits, 23 runs, 78 total bases and a 1.193 OPS while reaching base safely in all 29 games he played; also named Twins minor league Player of the Month for June.
- Recalled on July 8 by the Twins and made his major league debut on the same day; recorded first major league hit on July 14 at Houston with a double off Charlie Morton.
- Optioned back to Rochester August 5; rejoined the major league club August 24.
- Named International League Postseason All-Star, becoming the first Red Wings outfielder to earn the honor since Jason Kubel in 2004.
- Hit first major league home run September 23 at Detroit off Blaine Hardy after pinch-running earlier in the eighth inning, becoming the first player in Twins history to pinch-run and homer in the same inning and the first in baseball since Boston's Darren Lewis in 2001.
- Named outfielder on the Twins Organizational All-Star team by MiLB.com.

**2016:** Spent entire season with Double-A Chattanooga, his first at that level...named Twins minor league Player of the Week August 27, hitting .357 (10-for-28) with two doubles, two RBI, six runs scored and six stolen bases in seven games...recorded at least one stolen base in 41 of 127 games and multiple stolen bases in 11 games, including season-high of four April 20 at Mississippi...played 108 games (107 starts) in centerfield and 18 (all starts) in leftfield...led Lookouts in stolen bases (56), hits (155), runs (86), games (127), triples (8) and total bases (201)...ranked tied for first in all of minor league baseball in stolen bases (56)...went 56-for-70 in steal attempts (80%)...named Southern League Postseason All-Star...named outfielder on the Twins Organizational All-Star team by MiLB.com...given Sherry Robertson Award as Twins minor league Player of the Year...added to Twins 40-man roster November 18...named 18th best prospect, fastest baserunner and best defensive outfielder in Twins system by *Baseball America*, entering 2017.

**2015:** Began season with Single-A Cedar Rapids...named Twins minor league Player of the Month for April after hitting .358 (27-for-67) with five doubles, five RBI and 17 runs scored for the Kernels...transferred to Single-A Ft. Myers May 1...had 28 stolen bases on the season, which were fourth most among all Twins minor leaguers...his .266 combined batting average was the ninth best in the Twins system.

**2014:** Began season with Single-A Cedar Rapids...made three stints on the 7-day disabled list: April 7-June 14 after diving for a ball, July 5-August 1, making a rehab assignment with GCL Twins; and was placed on the 7-day disabled list for the remainder of the season, appearing in four games.

**2013:** Led Rookie-Elizabethton in at-bats (242), runs (39), hits (69), walks (29) and stolen bases (14)...led Appalachian League in at-bats, was tied for third in hits and stolen bases, tied for fourth in games played (61) and was fifth in runs...named to the Appalachian League Postseason All-Star team.

**PROFESSIONAL:** Selected by Twins in 14th round of 2013 First-Year Player Draft; signed by scout John Wilson.

### CAREER HIGHS

Hits: 3, 7/22/17 vs. DET  
 RBI: 3, 9/23/17 at DET  
 HR: 1, 9/23/17 at DET  
 GS: - -  
 SB: 1, 2x, last 7/22/17 vs. DET  
 Hit-Strike: 9, 7/19-29/17

### WALK-OFF HITS

None

### MULTI-HR GAMES

None



### GRANITE'S CAREER FIELDING RECORD

POSITION	PCT	G	PO	A	E	TC	DP	PB
Outfield	.986	32	71	1	1	73	0	—




### GRANITE'S BATTING RECORD

YEAR	CLUB	AVG	G	AB	R	H	2B	3B	HR	RBI	SH	SF	HBP	BB	SO	SB	CS	OBP	OPS
2013	Elizabethton	.285	61	242	39	69	4	5	0	24	2	3	2	29	25	14	7	.362	.705
2014	Cedar Rapids	.291	21	79	9	23	2	2	0	2	1	1	0	4	8	1	4	.321	.688
	GCL Twins	.214	4	14	4	3	0	0	0	0	0	0	0	2	4	3	0	.313	.527
2015	Cedar Rapids	.358	19	67	17	24	5	1	0	5	3	0	1	12	6	7	1	.463	.926
	Ft. Myers	.249	105	381	59	95	10	4	1	26	11	3	5	41	63	21	12	.328	.632
2016	Chattanooga	.295	127	526	86	155	18	8	4	52	8	5	3	42	43	56	14	.347	.729
2017	Rochester	.338	71	284	46	96	16	4	5	29	4	0	1	24	34	15	6	.392	.867
	Ft. Myers	.368	5	19	2	7	1	1	0	1	0	0	0	2	2	3	0	.429	.955
	<b>MINNESOTA</b>	<b>.237</b>	<b>40</b>	<b>93</b>	<b>14</b>	<b>22</b>	<b>2</b>	<b>0</b>	<b>1</b>	<b>13</b>	<b>1</b>	<b>1</b>	<b>0</b>	<b>12</b>	<b>9</b>	<b>2</b>	<b>2</b>	<b>.321</b>	<b>.611</b>
	<b>Minor League Totals</b>	<b>.293</b>	<b>413</b>	<b>1612</b>	<b>262</b>	<b>472</b>	<b>56</b>	<b>25</b>	<b>10</b>	<b>139</b>	<b>29</b>	<b>12</b>	<b>12</b>	<b>156</b>	<b>185</b>	<b>120</b>	<b>44</b>	<b>.293</b>	<b>.734</b>
	<b>Major League Totals</b>	<b>.237</b>	<b>40</b>	<b>93</b>	<b>14</b>	<b>22</b>	<b>2</b>	<b>0</b>	<b>1</b>	<b>13</b>	<b>1</b>	<b>1</b>	<b>0</b>	<b>12</b>	<b>9</b>	<b>2</b>	<b>2</b>	<b>.321</b>	<b>.611</b>

### GRANITE'S WILD CARD GAME RECORD

YEAR	OPPONENT	AVG	G	AB	R	H	2B	3B	HR	RBI	SH	SF	HBP	BB	SO	SB	CS	OBP	OPS
2017	New York-AL	.500	1	2	0	1	0	0	0	0	0	0	0	0	0	0	0	.500	1.000




### TWINS AND SENATORS FRANCHISE RECORDS BY DECADE

TEAM(S)	YEARS	RECORD	WINNING %
Washington Senators	1901-1909	480-833	.366
Washington Senators	1910-1919	755-737	.506
Washington Senators	1920-1929	792-735	.519
Washington Senators	1930-1939	806-722	.527
Washington Senators	1940-1949	677-858	.441
Washington Senators	1950-1959	640-898	.416
Washington Senators/Minnesota Twins	1960-1969	862-747	.536
Minnesota Twins	1970-1979	812-794	.506
Minnesota Twins	1980-1989	733-833	.468
Minnesota Twins	1990-1999	718-833	.463
Minnesota Twins	2000-2009	863-758	.532
Minnesota Twins	2010-present	586-710	.452
<b>TOTALS</b>		<b>8725-9457</b>	<b>.480</b>





# 36 ROBBIE GROSSMAN



**OUTFIELDER**

H/W: 6-0/215      B/T: S/L  
Opening Day Age: 28  
Born: 9/16/1989 in San Diego, CA  
Resides: Houston, TX

Acquired: Signed as minor league free agent, 5/16/16  
M.L. Service: 3 years, 60 days  
Options Used: 3 of 3  
Contract Status: Signed thru 2018

**PERSONAL:** Robert Edward Grossman...grew up in Cypress, TX and graduated from Cy-Fair High School in 2008...was a Rawlings First-Team All-American in 2008 and a member of the USA Baseball Junior National Team in 2007...also played football as a freshman and sophomore...signed a national letter of intent to play baseball at the University of Texas, but ultimately signed with the Pirates after getting selected by the club in the sixth round of the June 2008 Draft...was ranked by *Baseball America* as the 49th best prospect in the country entering the draft.

**2017:**

- Made Twins Opening Day roster, marking his third time on an Opening Day roster (Houston, 2014-15).
- Reached base in first 17 games, posting a .443 on-base percentage in that span; also reached in 28 of first 29 April 4-May 23.
- Ranked seventh in the AL in on-base percentage pre-All-Star break (.379).
- Placed on 10-day disabled list from August 18 to September 5 with a fractured left thumb, first career DL stint.
- Drew multiple walks 14 times.
- Reached safely in 88 of 106 starts on the season.
- Played 35 games (28 starts) in rightfield, 18 games (17 starts) in leftfield and one game in centerfield.
- Led Twins in at-bats as designated hitter (223); also led in starts at DH (61).
- Set single-season career-highs in games (119), runs (62), hits (94), doubles (22), RBI (45) and walks (67).
- Ranked second on Twins in walks and on-base percentage (.361).

**CAREER HIGHS**

Hits: 4, 2x, last 9/18/16 at NYM  
RBI: 4, 8/23/13 vs. TOR  
HR: 1, 31x, last 9/7/17 at KC  
GS: --  
SB: 2, 5/7/13 vs. LAA  
Hit-Strike: 14, 8/13-27/13

**WALK-OFF HITS**

None

**MULTI-HR GAMES**

None



**MLB LEADERS**

**OBP FOR SWITCH HITTERS SINCE 2016**

1. Dexter Fowler .....	.378
2. <b>Robbie Grossman .....</b>	<b>.372</b>
3. Cesar Hernandez .....	.372
4. José Ramírez .....	.368
5. Carlos Santana .....	.365

**2016:** Was invite to Spring Training with Cleveland; reassigned to Triple-A Columbus April 6...hit .256 (30-for-117) with five doubles, six home runs and 13 RBI in 34 games for the Clippers...opted out of minor league contract with Cleveland, becoming free agent May 16...signed as minor league free agent with Minnesota May 16 and reported to Triple-A Rochester...played in one game with Triple-A Rochester after signing, going 1-for-4 with a stolen base May 17...contract selected by Minnesota May 19...made Twins debut May 20 vs. Toronto, going 3-for-4 with a double, a home run and three RBI...reached safely in each of his first nine games with the Twins and in 26 of his first 27 from May 20-June 17...walked 23 times in June, tied for first in the AL for the month and tied for second in baseball...set season-high and tied career-high with four hits September 18 at New York-NL...hit .339 (20-for-59) in 20 September games...hit .344 (43-for-125) against left-handed pitching, the third best in the AL and seventh best in baseball...ranked third in the AL in OPS (.828) among switch-hitters (minimum of 300 at-bats)...ranked third in club in walks (55)...set single-season career-highs in hits (93), doubles (19), home runs (11) and runs (49) and tied career-high in walks (55).

**2015:** Opened the year with Houston and appeared in two games during the club's opening series against Cleveland April 8-9...appeared in 17 games in leftfield and four games in rightfield for the Astros...went 3-for-31 from April 19-May 12 and was optioned to Triple-A Fresno May 12...spent the remainder of the season in Fresno and hit .303 (43-for-142) off left-handers with a .797 OPS...hit .281 (9-for-32) in the Pacific Coast League playoffs with five runs, a double and three RBI in nine games for the Triple-A champions, who beat Columbus, 7-0, in the finals.

**2014:** Made first career Opening Day roster with Houston, starting in leftfield on April 1 vs. New York-AL...saw time at all three outfield spots (67 games in left, 6 games in center, 32 games in right)...appeared in a career-high 103 games over three stints in the majors...his 13.0 percent walk rate ranked seventh in the AL (min. 400 PA)...knocked a career-high four hits with a double, homer, two RBI and a run scored on July 9 at Texas...batted .307 (27-for-88) with five doubles and a .367 OBP over 23 games in the month of September, and hit safely in 17 of his last 18 games.

**2013:** Made major league debut with the Astros April 24, going 2-for-5 with two doubles and a run...recorded first MLB hit in his second plate appearance...became just the second player in franchise history to hit two doubles in ML debut (also James Mouton on April 4, 1994)...saw time at all three outfield spots (45 games in left, 29 games in center, 2 games in right) with Houston...owned the club's longest hitting streak of the season after hitting in 14 straight games from August 13-27; it marked the second-longest hitting streak of the season by an AL rookie, behind Jose Iglesias' 18-game streak; was the longest hitting streak by an Astros rookie since Chris Johnson hit in 14 straight in 2010...hit .329 vs. lefties, which ranked sixth all-time in Astros history for a single-season by a rookie (min. 50 at-bats)...suffered a strained right oblique on September 3 vs. Minnesota and missed the final 24 games of the season, but was not placed on the DL...from July 28 through the end of the season, ranked second among MLB rookies with a .322 batting average (min. 130 at-bats)...hit his first major league homer on July 31 at Baltimore...ranked by ESPN.com as Houston's No. 7 prospect entering the season.



**2012:** Began the year with Altoona in the Pirates organization...traded to the Astros on July 24 along with left-handed pitchers Colton Cain and Rudy Owens in exchange for left-handed pitcher Wandy Rodriguez...posted a combined .266 (129-for-485) average with 28 doubles, 10 homers, 13 stolen bases and a .376 on-base percentage in 131 games between Double-A Altoona (95 games) and Double-A Corpus Christi (36 games)...entered the season ranked by *Baseball America* as eighth best prospect with the best strike zone discipline in the Pirates system.

**2011:** Was Pittsburgh's Minor League Player of the Year after spending the entire season in Single-A Bradenton...hit .294 (144-for-490) with a .869 OPS (.418 OBP/.451 SLG)...led all of minor league baseball in runs (127) and walks (104), and tied for fifth in the Florida State League in doubles (34) and hits (144)...became the first minor league player since Nick Swisher in 2004 to score at least 100 runs and walk at least 100 times...scored the most runs by any minor league player since 2005...was a Florida State League Postseason All-Star and an MiLB.com Organization All-Star...reached base safely in a Florida State League-high 42 straight games from July 3-August 18...played in the Arizona Fall League following the conclusion of the season...hit .375 (39-for-104) with seven homers and a 1.097 OPS (.472 OBP/.625 SLG) in 26 games for the Mesa Solar Sox...played in the AFL Rising Stars Game and was named to the AFL All-Prospect Team.

**PROFESSIONAL:** Selected by Pittsburgh in sixth round of 2008 First-Year Player Draft; signed by scout Mike Leuzinger.

### GROSSMAN'S BATTING RECORD

YEAR	CLUB	AVG	G	AB	R	H	2B	3B	HR	RBI	SH	SF	HBP	BB	SO	SB	CS	OBP	OPS
2008	GCL Pirates	.188	5	16	3	3	1	0	0	1	0	0	1	4	7	1	0	.381	.631
2009	West Virginia	.266	116	451	83	120	21	2	5	42	7	0	2	75	164	35	12	.373	.728
2010	Bradenton	.245	125	470	84	115	29	3	4	50	12	6	8	66	118	15	8	.344	.689
2011	Bradenton	.294	134	490	127	144	34	2	13	56	9	7	6	104	111	24	10	.418	.869
2012	Altoona	.266	95	350	59	93	20	4	7	36	4	0	4	59	78	9	10	.378	.784
	Corpus Christi	.267	36	135	22	36	8	2	3	11	1	1	5	18	43	4	1	.371	.793
2013	Oklahoma City	.281	70	253	42	71	11	2	2	20	7	1	1	48	66	15	8	.396	.760
	<b>HOUSTON</b>	<b>.268</b>	<b>63</b>	<b>257</b>	<b>29</b>	<b>69</b>	<b>14</b>	<b>0</b>	<b>4</b>	<b>21</b>	<b>5</b>	<b>1</b>	<b>2</b>	<b>23</b>	<b>70</b>	<b>6</b>	<b>7</b>	<b>.332</b>	<b>.702</b>
2014	Oklahoma City	.337	44	175	30	59	16	0	4	15	0	0	2	22	38	10	8	.417	.914
	<b>HOUSTON</b>	<b>.233</b>	<b>103</b>	<b>360</b>	<b>42</b>	<b>84</b>	<b>14</b>	<b>2</b>	<b>6</b>	<b>37</b>	<b>3</b>	<b>2</b>	<b>2</b>	<b>55</b>	<b>105</b>	<b>9</b>	<b>3</b>	<b>.337</b>	<b>.670</b>
2015	<b>HOUSTON</b>	<b>.143</b>	<b>24</b>	<b>49</b>	<b>7</b>	<b>7</b>	<b>2</b>	<b>0</b>	<b>1</b>	<b>5</b>	<b>0</b>	<b>0</b>	<b>0</b>	<b>5</b>	<b>17</b>	<b>0</b>	<b>0</b>	<b>.222</b>	<b>.467</b>
	Fresno	.254	93	347	54	88	16	1	5	37	1	4	1	55	85	14	8	.354	.703
2016	Columbus	.256	34	117	14	30	5	0	6	13	1	0	0	21	25	3	1	.370	.823
	Rochester	.250	1	4	1	1	0	0	0	0	1	0	0	0	1	1	0	.250	.500
	<b>MINNESOTA</b>	<b>.280</b>	<b>99</b>	<b>332</b>	<b>49</b>	<b>93</b>	<b>19</b>	<b>1</b>	<b>11</b>	<b>37</b>	<b>0</b>	<b>0</b>	<b>2</b>	<b>55</b>	<b>96</b>	<b>2</b>	<b>3</b>	<b>.386</b>	<b>.829</b>
2017	Rochester	.143	2	7	2	1	0	0	0	1	0	0	0	2	2	0	0	.333	.476
	<b>MINNESOTA</b>	<b>.246</b>	<b>119</b>	<b>382</b>	<b>62</b>	<b>94</b>	<b>22</b>	<b>1</b>	<b>9</b>	<b>45</b>	<b>2</b>	<b>2</b>	<b>3</b>	<b>67</b>	<b>79</b>	<b>3</b>	<b>1</b>	<b>.361</b>	<b>.741</b>
	<b>Minor League Totals</b>	<b>.270</b>	<b>755</b>	<b>2815</b>	<b>521</b>	<b>761</b>	<b>161</b>	<b>16</b>	<b>49</b>	<b>283</b>	<b>42</b>	<b>19</b>	<b>30</b>	<b>474</b>	<b>738</b>	<b>131</b>	<b>66</b>	<b>.379</b>	<b>.770</b>
	<b>Major League Totals</b>	<b>.251</b>	<b>408</b>	<b>1380</b>	<b>189</b>	<b>347</b>	<b>71</b>	<b>4</b>	<b>31</b>	<b>145</b>	<b>10</b>	<b>5</b>	<b>9</b>	<b>205</b>	<b>367</b>	<b>20</b>	<b>14</b>	<b>.351</b>	<b>.727</b>

### GROSSMAN'S CAREER FIELDING RECORD

POSITION	PCT	G	PO	A	E	TC	DP	PB
Outfield	.967	395	522	13	18	553	2	—

### GROSSMAN'S WILD CARD GAME RECORD

YEAR	OPPONENT	AVG	G	AB	R	H	2B	3B	HR	RBI	SH	SF	HBP	BB	SO	SB	CS	OBP	OPS
2017	New York-AL	.000	1	4	0	0	0	0	0	0	0	0	0	0	3	0	0	.000	.000







# 24 CHRIS HEISEY

NON-ROSTER  
INVITE

**OUTFIELDER**

H/W: 6-1/220      B/T: R/R  
Opening Day Age: 33  
Born: 12/14/1984 in Mount Joy, PA  
Resides: Dillsburg, PA

Acquired: Signed as minor league free agent, 2/12/18  
M.L. Service: 6 years, 162 days  
Options Used: 2 of 3  
Contract Status: Signed thru 2018

**PERSONAL:** Chris J. Heisey...wife Lisa...graduated from Donegal High School in Mount Joy, PA in 2003...attended Messiah College in Grantham, PA, where he established several school records as a member of the baseball team.

**2017:**

- ✦ Spent second season with Washington.
- ✦ Primarily used by Nationals as pinch hitter, hitting .059 (1-for-17) with one walk in such instances.
- ✦ Placed on 10-day disabled list twice during season: May 24-June 30 with a right biceps tear and July 23 with a left groin strain.
- ✦ Did not return from his second injury and released July 30.

**2016:** Played first season with Washington...tied for fourth in MLB (with teammate Stephen Drew) with three pinch-hit home runs...hit nine home runs in just 139 at bats; only player in baseball with nine home runs in fewer than 140 at-bats...hit safely in his final four starts of the season...helped Washington to the 6-5 win with the first walk-off home run of his career, in the 16th inning, April 24 vs. MIN (Tonkin)...hit his first post-season pinch-hit home run in Nationals history, a two-run shot in the bottom of the seventh inning of Game 5 of the NLDS against Los Angeles off Grant Dayton.

**2015:** Played in his only season in Los Angeles-NL's system, began the season with Triple-A Oklahoma City before eventually being recalled to the big leagues throughout the season...hit 17 home runs in 83 minor league games, including 15 in 66 games with Oklahoma City...appeared in 33 games for the Dodgers...released August 7 and signed with Toronto before being reacquired by the Dodgers on September 1...hit a pinch-hit, two-run home run on the final day of the 2015 season, October 4 vs. SD.

**2014:** In his final season with Cincinnati, led all major league pinch-hitters with four homers, one shy of Jerry Lynch's single-season Reds club record (1961), while tying for fourth with 11 pinch-hit RBI and tying for seventh with 12 pinch hits...hit pinch-hit home runs on April 13 vs. TB (Josh Lueke), July 12 vs. PIT (Charlie Morton), August 27 vs. CHI (Zac Rosscup) and September 6 vs. NYM (Dillon Gee)...made 31 starts in leftfield, 11 starts in centerfield and 13 starts in rightfield...as a pinch hitter in the bottom of the ninth inning on April 2 vs. STL, the second game of the season, produced a walk off RBI-single off Carlos Martinez that gave the Reds a 1-0 win.

**2013:** Made 87 appearances (42 starts) in leftfield, one start in centerfield, one start in rightfield and two starts as the designated hitter...from April 29-June 24 was on the 15-day disabled list with a strained right hamstring...appeared in the Reds' Wild Card game vs. Pittsburgh as a pinch-hitter.

**2012:** Established career-highs in at-bats (347), hits (92), doubles (16) and triples (5) and tied career highs in appearances (120), stolen bases (6) and runs scored (44)...made 80 starts (36 in LF, 34 in CF, 10 in RF)...his pinch-hit, RBI-single off Fernando Salas in the ninth inning on April 11 vs. STL gave the Reds a 4-3 walk-off win...in the second inning of a 3-0 win on August 3 vs PIT, gave the Reds a 1-0 lead with his second career inside-the-park HR...Reds recipient of the Heart and Hustle Award, given annually to a player who demonstrates a passion for and best embodies the values, spirit and tradition of the game...appeared in four NLDS games vs. San Francisco.

**2011:** In his first full season in the major leagues, made 31 starts in left field, 15 starts in center field and eight starts in right field...led Cincinnati with three multi-homer games, three leadoff home runs and two pinch-hit home runs...from August 7-31 was on the disabled list with a strained left oblique...on July 6 at STL and July 15 vs. STL, hit leadoff homers off Jake Westbrook...became the first batter to hit a leadoff homer in each of the same pitcher's consecutive starts since Seattle's Rickey Henderson did it on May 21 and May 26 off Steve Trascchel.

**2010:** Made 42 starts (22 in RF, 16 in CF, 4 in LF) for the Reds in his first big league action after starting the year with Triple-A Louisville...promoted to Cincinnati on April 30...made major league debut with a start in rightfield on May 3 vs the Mets (0-5, 1 K)...on May 11 at PIT, collected his first three MLB hits...produced four pinch-hit home runs, tied with San Diego's Matt Stairs for the most in baseball...led Reds pinch hitters in RBI (7)...in the ninth inning of a 5-4 loss at ATL, tied the game at 4-4 with his first career pinch-hit HR (Billy Wagner)...on August 2 at PIT, hit his first career inside-the-park home run; only the second inside-the-park homer at PNC Park and the first by an opposing player...entered Game 2 of the National League Division Series at Philadelphia as a defensive replacement in leftfield.

**CAREER HIGHS**

Hits: 4, 9/1/13 at COL  
RBI: 5, 6/22/11 vs. NYY  
HR: 3, 6/22/11 vs. NYY  
GS: 2, last 9/24/15 vs. ARI  
SB: 1, 25x, last 8/23/14 vs. ATL  
Hit-Strike: 8, 5/18-27/11

**WALK-OFF HITS**

4/11/12 vs. STL (1B)  
4/2/14 vs. STL (1B)  
4/24/16 vs. MIN (HR)

**MULTI-HR GAMES**

6/22/11 vs. NYY (3)  
7/15/11 vs. STL  
9/10/11 at COL  
8/29/12 at ARI  
8/31/14 at PIT





**2009:** Received the Sheldon "Chief" Bender Award as the organization's Minor League Player of the Year after hitting .314 with 35 doubles, 22 HR, 77 RBI and 21 stolen bases in 134 appearances for Double-A Carolina and Triple-A Louisville...led all Reds full-season Minor League batters in batting average and ranked among the organizational leaders in HR (T2nd) and RBI (T2nd)...played for the U.S. team in the Sirius XM All-Star Futures Game in St. Louis and was also a Southern League All-Star...named Southern League's Batter of the Week for May 25-31 and the International League's Batter of the Week for July 5-12...following the season, played for the Peoria Seguros in the prestigious Arizona Fall League, participated in the Rising Stars showcase and was named to the Top Prospects Team by league managers, coaches and administrators... on November 20, was added to the 40-man roster.

**2008:** In 136 appearances at Single-A Sarasota and Double-A Chattanooga, ranked among the organization's leaders in doubles (37, 1st), runs (88, 1st), steals (32, 2nd) and batting average (.291, 6th)...selected as a Florida State League All-Star and was rated the best baserunner in the FSL by *Baseball America*.

**2007:** Combined to hit .295 with 10 homers, 51 RBI and 22 stolen bases in 116 appearances at Single-A Dayton and Sarasota...ranked among Reds Minor League leaders in steals (4th) and batting average (6th).

**2006:** In his first pro season, ranked second in the Pioneer League with 70 appearances...named Pioneer League Player of the Week for June 26-July 2...hit his first pro home run on July 2 at Great Falls...stole home on July 10 vs. Idaho Falls.

**PROFESSIONAL:** Selected by Cincinnati in the 17th round of the 2006 First-Year Player Draft.

### HEISEY'S PLAYING RECORD

YEAR	CLUB	AVG	G	AB	R	H	2B	3B	HR	RBI	SH	SF	HB	BB	SO	SB	CS	OBP	OPS
2006	Billings	.286	70	245	46	70	10	0	6	37	9	1	2	28	33	11	5	.362	.762
2007	Dayton	.289	104	374	60	108	24	2	9	46	5	0	10	25	57	19	5	.350	.785
	Sarasota	.349	12	43	6	15	1	0	1	5	1	1	0	4	6	3	1	.396	.838
2008	Sarasota	.287	117	436	77	125	31	7	7	51	8	3	11	57	69	27	2	.381	.819
	Chattanooga	.316	19	79	11	25	6	1	2	10	0	0	0	3	15	5	0	.341	.835
2009	Carolina	.347	71	271	54	94	18	2	13	40	2	2	5	34	34	13	1	.426	.998
	Louisville	.278	63	245	37	68	17	1	9	37	2	5	5	14	43	8	2	.323	.789
2010	Louisville	.241	20	79	6	19	3	0	4	13	1	1	1	7	23	2	0	.307	.737
	<b>CINCINNATI</b>	<b>.254</b>	<b>97</b>	<b>201</b>	<b>33</b>	<b>51</b>	<b>10</b>	<b>1</b>	<b>8</b>	<b>21</b>	<b>1</b>	<b>2</b>	<b>6</b>	<b>16</b>	<b>57</b>	<b>1</b>	<b>2</b>	<b>.324</b>	<b>.757</b>
2011	Louisville	.083	4	12	1	1	0	0	1	2	0	1	0	0	5	0	0	.077	.410
	<b>CINCINNATI</b>	<b>.254</b>	<b>120</b>	<b>279</b>	<b>44</b>	<b>71</b>	<b>9</b>	<b>1</b>	<b>18</b>	<b>50</b>	<b>1</b>	<b>4</b>	<b>5</b>	<b>19</b>	<b>78</b>	<b>6</b>	<b>3</b>	<b>.315</b>	<b>.715</b>
2012	<b>CINCINNATI</b>	<b>.265</b>	<b>120</b>	<b>347</b>	<b>44</b>	<b>92</b>	<b>16</b>	<b>5</b>	<b>7</b>	<b>31</b>	<b>3</b>	<b>0</b>	<b>7</b>	<b>18</b>	<b>81</b>	<b>6</b>	<b>3</b>	<b>.315</b>	<b>.715</b>
	Pensacola	.000	1	0	0	0	0	0	0	0	0	0	0	0	0	0	0	.000	.000
2013	Louisville	.200	6	20	1	4	1	0	0	1	0	1	0	1	6	0	0	.227	.477
	<b>CINCINNATI</b>	<b>.237</b>	<b>87</b>	<b>224</b>	<b>29</b>	<b>53</b>	<b>11</b>	<b>1</b>	<b>9</b>	<b>23</b>	<b>4</b>	<b>2</b>	<b>5</b>	<b>9</b>	<b>51</b>	<b>3</b>	<b>0</b>	<b>.279</b>	<b>.694</b>
2014	<b>CINCINNATI</b>	<b>.222</b>	<b>119</b>	<b>275</b>	<b>34</b>	<b>61</b>	<b>15</b>	<b>2</b>	<b>8</b>	<b>22</b>	<b>5</b>	<b>2</b>	<b>2</b>	<b>15</b>	<b>64</b>	<b>9</b>	<b>2</b>	<b>.265</b>	<b>.643</b>
2015	Buffalo	.155	17	58	5	9	0	0	2	2	0	0	0	9	16	0	0	.269	.527
	Oklahoma City	.241	66	216	46	52	8	1	15	41	0	1	6	39	57	3	0	.294	.866
	<b>LOS ANGELES-NL</b>	<b>.182</b>	<b>33</b>	<b>55</b>	<b>8</b>	<b>10</b>	<b>2</b>	<b>0</b>	<b>2</b>	<b>9</b>	<b>0</b>	<b>2</b>	<b>0</b>	<b>15</b>	<b>17</b>	<b>0</b>	<b>1</b>	<b>.347</b>	<b>.674</b>
2016	<b>WASHINGTON</b>	<b>.216</b>	<b>83</b>	<b>139</b>	<b>18</b>	<b>30</b>	<b>3</b>	<b>1</b>	<b>9</b>	<b>17</b>	<b>0</b>	<b>1</b>	<b>2</b>	<b>13</b>	<b>44</b>	<b>0</b>	<b>1</b>	<b>.290</b>	<b>.736</b>
2017	Harrisburg	.000	2	4	0	0	0	0	0	0	0	0	1	0	2	0	0	.200	.200
	Syracuse	.294	5	17	4	5	2	0	1	3	0	0	0	0	6	0	0	.294	.882
	<b>WASHINGTON</b>	<b>.162</b>	<b>38</b>	<b>74</b>	<b>8</b>	<b>12</b>	<b>3</b>	<b>1</b>	<b>1</b>	<b>5</b>	<b>0</b>	<b>0</b>	<b>0</b>	<b>5</b>	<b>22</b>	<b>0</b>	<b>0</b>	<b>.215</b>	<b>.485</b>
<b>Minor League Totals</b>		<b>.283</b>	<b>577</b>	<b>2099</b>	<b>354</b>	<b>595</b>	<b>121</b>	<b>14</b>	<b>70</b>	<b>288</b>	<b>28</b>	<b>16</b>	<b>41</b>	<b>221</b>	<b>372</b>	<b>91</b>	<b>16</b>	<b>.361</b>	<b>.815</b>
<b>Major League Totals</b>		<b>.238</b>	<b>697</b>	<b>1594</b>	<b>218</b>	<b>380</b>	<b>69</b>	<b>12</b>	<b>62</b>	<b>178</b>	<b>14</b>	<b>13</b>	<b>27</b>	<b>110</b>	<b>414</b>	<b>25</b>	<b>10</b>	<b>.296</b>	<b>.710</b>

### HEISEY'S CAREER FIELDING RECORD

POSITION	PCT	G	PO	A	E	TC	DP	PB
Outfield	.990	528	772	11	8	791	1	—

### HEISEY'S WILD CARD GAME RECORD

YEAR	OPPONENT	AVG	G	AB	R	H	2B	3B	HR	RBI	SH	SF	HBP	BB	SO	SB	CS	OBP	OPS
2013	Pittsburgh	.000	1	1	0	0	0	0	0	0	0	0	0	0	0	0	0	.000	.000

### HEISEY'S DIVISION SERIES RECORD

YEAR	OPPONENT	AVG	G	AB	R	H	2B	3B	HR	RBI	SH	SF	HBP	BB	SO	SB	CS	OBP	OPS
2010	Philadelphia	.000	1	2	0	0	0	0	0	0	0	0	0	0	1	0	0	.000	.000
2012	San Francisco	.000	4	3	1	0	0	0	0	0	0	0	0	0	1	0	0	.000	.000
2016	Los Angeles-NL	.250	5	4	1	1	0	0	1	3	0	1	0	0	2	0	0	.200	1.200
<b>Division Series Totals</b>		<b>.111</b>	<b>10</b>	<b>9</b>	<b>2</b>	<b>1</b>	<b>0</b>	<b>0</b>	<b>1</b>	<b>3</b>	<b>0</b>	<b>1</b>	<b>0</b>	<b>0</b>	<b>4</b>	<b>0</b>	<b>0</b>	<b>.100</b>	<b>.544</b>





# 39 TREVOR HILDENBERGER

**RIGHT-HANDED PITCHER**

H/W: 6-3/220      B/T: R/R  
 Opening Day Age: 27  
 Born: 12/15/1990 in Mountain View, CA  
 Resides: San Jose, CA

Acquired: 22nd RD, 2014 MLB Draft  
 M.L. Service: 101 days  
 Options Used: 0 of 3  
 Contract Status: Signed thru 2018

**PERSONAL:** Trevor Sean Hildenberger...Twitter: @t\_hildy...2009 graduate of Archbishop Mitty (CA) High School...tied a Cal-Berkeley single-season record with 10 saves as a senior in 2014, going 3-3, 2.83 ERA and 48 strikeouts and 11 walks in 47.2 innings...honorable mention All-Pac-12 and honorable mention Pac-12 All-Academic...picked up 10th save in last collegiate game, throwing 3.0 innings with one hit and three strikeouts May 24 at Oregon...ended career with 12 saves, ninth on the all-time Cal list...finished 8-6 as a senior with 60 strikeouts and a 3.79 ERA...was a member of the Milwaukee Brewers 2008 Area Code Team...participated in 2017-18 Twins Winter Caravan.

**2017:**

- Began season with Triple-A Rochester.
- Appeared in 21 games overall for the Red Wings, going 1-0, 1.54 ERA (23.1 IP, 4 ER) with five saves in final 15 games from May 3-June 21.
- Contract selected by Minnesota June 23 (Wimmers, designated).
- Made major league debut June 23 at Cleveland, pitching 1.0 scoreless inning, striking out the first batter he faced (Roberto Pérez); did not allow a run in first four appearances (7.1 IP).
- Earned first major league win July 7 vs. Baltimore, pitching 2.1 scoreless innings.
- Became one of Minnesota's primary set-up men from early August through the end of the season.
- Earned first career save August 13 at Detroit, pitching 1.1 scoreless innings with three strikeouts.
- Held opponents scoreless in 13 of final 16 appearances, posting a 3.45 ERA (15.2 IP, 6 ER) with two walks, 16 strikeouts and eight holds.
- Held left-handed hitters to a .233 batting average and right-handed batters to a .245 average.
- Tied for AL lead among rookies in holds (12) and 10th in strikeouts-per-9.0 IP (9.43).
- Posted a 9.43 strikeouts-per-9.0 IP ratio, the second best for a rookie in club history, trailing only Francisco Liriano's 10.71 in 2006.
- Finished with 12 holds, second most for a rookie in club history, trailing only Jose Mijares' 27 in 2009.
- Given 2017 Bill Boni Award for Twins Most Outstanding Rookie, voted on by the Twin Cities Chapter of the BBWAA.

**CAREER HIGHS**

IP: 2.1, 7/7/17 vs. BAL  
 SO: 5, 7/30/17 at OAK  
 Walks: 2, 6/27/17 at BOS  
 CG: --  
 Low-Hit CG: --  
 Win-Streak: 1, 3x, last 9/7/17



**AL LEADERS**

**HOLDS AMONG ROOKIES IN 2017**

1. Trevor Hildenberger, MIN	12
Robby Scott, BOS	12
Tony Zych, SEA	12
4. Danny Barnes, TOR	11
5. 3 Tied	10

**2016:** Began season with Single-A Ft. Myers and appeared in six games...promoted to Double-A Chattanooga April 26...named Twins minor league Player of the Week June 4, earning two saves in three games, pitching 3.0 scoreless innings for the Lookouts...named Twins minor league Pitcher of the Month for July, going 0-1, 0.00 ERA (12.1 IP) with four saves, two walks and 16 strikeouts in 11 games for the Lookouts...placed on 7-day disabled list July 29 with right elbow tendinitis; reinstated September 7 but did not pitch again...combined to go 3-4, 0.75 ERA (48.0 IP, 4 ER) with 19 saves, six walks and 53 strikeouts in 38 games between the Miracle and Lookouts...held right-handed hitters to a .168 (17-for-101) average and left-handed hitters to a .205 (15-for-73) average...ranked second in the entire Twins organization in saves (19), trailing only Edward Mujica (26).

**2015:** Began season with Single-A Cedar Rapids...converted first eight save opportunities and 14 of 15 total save opportunities for Kernels...named Midwest League Midseason All-Star, going 2-1, 0.51 ERA (35.1 IP, 2 ER) with eight saves, 46 strikeouts and five walks in 20 games...promoted to Single-A Ft. Myers July 22...led the Twins minor league system with in saves (17)...named a Low Class-A All-Star and 27th best prospect in the Twins system by *Baseball America*...named the relief pitcher on the Twins Organization All-Star team by MLB.com.

**2014:** Spent first professional season with the GCL Twins...led league in games (23) and tied for first in saves (10)...named a GCL All-Star.

**PROFESSIONAL:** Selected by Twins in 22nd round of the 2014 First-Year Player Draft; signed by scout Elliott Strankman.

**HILDENBERGER'S CAREER FIELDING RECORD**

POSITION	PCT	G	PO	A	E	TC	DP	PB
Pitcher	1.000	37	2	5	0	7	1	—



### HILDENBERGER'S PLAYING RECORD

YEAR	CLUB	W-L	ERA	G	GS	CG	SHO	SV	IP	H	R	ER	HR	HB	BB	SO	WP	K/9	BAA
2014	GCL Twins	1-4	2.57	23	0	0	0	10	28.0	27	12	8	1	1	5	30	0	9.6	.243
	Elizabethton	0-0	0.00	1	0	0	0	0	1.0	0	0	0	0	0	0	2	0	18.0	.000
2015	Cedar Rapids	2-1	0.80	28	0	0	0	14	45.0	24	6	4	0	1	5	59	2	11.8	.153
	Ft. Myers	1-1	3.32	13	0	0	0	3	19.0	15	7	7	0	1	2	21	2	9.9	.231
2016	Ft. Myers	1-1	0.96	6	0	0	0	3	9.1	11	2	1	0	0	0	8	0	7.7	.282
	Chattanooga	2-3	0.70	32	0	0	0	16	38.2	21	4	3	2	1	6	45	0	10.5	.157
2017	Rochester	2-1	2.05	21	0	0	0	6	30.2	27	7	7	1	1	8	35	1	10.3	.235
	MINNESOTA	3-3	3.21	37	0	0	0	1	42.0	38	15	15	4	4	6	44	1	9.4	.241
<b>Minor League Totals</b>		<b>9-11</b>	<b>1.57</b>	<b>124</b>	<b>0</b>	<b>0</b>	<b>0</b>	<b>52</b>	<b>171.2</b>	<b>125</b>	<b>38</b>	<b>30</b>	<b>4</b>	<b>5</b>	<b>26</b>	<b>200</b>	<b>5</b>	<b>10.5</b>	<b>.200</b>
<b>Major League Totals</b>		<b>3-3</b>	<b>3.21</b>	<b>37</b>	<b>0</b>	<b>0</b>	<b>0</b>	<b>1</b>	<b>42.0</b>	<b>38</b>	<b>15</b>	<b>15</b>	<b>4</b>	<b>4</b>	<b>6</b>	<b>44</b>	<b>1</b>	<b>9.4</b>	<b>.241</b>

### HILDENBERGER'S WILD CARD GAME RECORD

YEAR	OPPONENT	W-L	ERA	G	GS	CG	SH	SV	IP	H	R	ER	HR	HB	BB	SO	WP	K/9	BAA
2017	New York-AL	0-0	6.75	1	0	0	0	0	1.1	1	1	1	0	0	2	0	0	0.00	.200



### HOME RUN IN FIRST GAME AS TWIN

PLAYER	DATE	AT-BAT	COUNT	OPPONENT	PITCHER
Rick Renick	7-11-68	1st	3-1	Detroit	Mickey Lolich
Hal Haydel	9-7-70	2nd	0-0	Milwaukee	Al Downing
Eric Soderholm	9-3-71	2nd	1-1	Oakland	Diego Segui
Dave McKay	8-22-75	1st	1-1	Detroit	Vern Ruhle
Kent Hrbek	8-24-81	5th	2-2	at New York-AL	George Frazier
Tim Laudner	8-28-81	3rd	0-1	Detroit	Dave Rozema
Gary Gaetti	9-20-81	1st	1-1	at Texas	Charlie Hough
Andre David	6-29-84	1st	1-2	at Detroit	Jack Morris
Luke Hughes	4-28-10	1st	2-2	at Detroit	Max Scherzer
Eric Fryer*	9-11-13	1st	3-1	Oakland	Tommy Milone
Eddie Rosario	5-6-15	1st	0-0	Oakland	Scott Kazmir

\* - Played two seasons with Pittsburgh from 2011-12, but hit first career home run with Twins. Other 10 players started their career with Minnesota





# 45 PHIL HUGHES



## RIGHT-HANDED PITCHER

H/W: 6-5/238      B/T: R/R  
Opening Day Age: 31  
Born: 6/24/1986 in Mission Viejo, CA  
Resides: Laguna Beach, CA

Acquired: Signed as free agent, 12/5/13  
M.L. Service: 10 years, 113 days  
Options Used: 2 of 3  
Contract Status: Signed thru 2019

**PERSONAL:** Philip Joseph Hughes...Twitter: @PJHughes45...2004 graduate from Foothill High School in Santa Ana, CA, where he wins the school record for most career wins (23) and ranks third in school history with 182 strikeouts...named the 2004 Most Valuable Player with a 9-1 record and a 0.69 ERA...was honored as a pre-season All-American prior to his junior year and set school single-season records with 12 wins and a 0.64 ERA that season...tossed a perfect game on April 8, 2004 in a 9-0 win over Laguna Hills...named to the Los Angeles Times' 2004 All-Star team...prior to being drafted, was named by *Baseball America* as the top right-handed pitcher in the Orange County region...was primarily a third baseman until his sophomore year of high school...received the 2010 Ben Epstein-Dan Castellano "Good Guy" Award from the New York chapter of the BBWAA...participated in Twins Winter Caravan in 2015.

**CAREER HIGHLIGHTS:** Ranked second on Twins in wins (32) and third strikeouts (352) since 2014...from 2014-15, had the second fewest walks (32 in 365.0 IP) in the majors among pitchers with at least 200.0 IP behind only Michael Pineda (28 walks in 237.0 IP)...ranked best control in AL in *Baseball America's* annual tools survey in 2015...given 2014 Calvin R. Griffith Award for Most Valuable Twin and the Joseph W. Haynes Award for Twins Pitcher of the Year, both awards voted on by the Twin Cities Chapter of the BBWAA...set MLB record for highest strikeout-to-walk ratio at 11.63 in 2014...in 2014, became sixth pitcher (7th time) in baseball history to reach 200.0 innings pitched and walk less than 20 batters...finished seventh in AL Cy Young Award voting in 2014...ranked third best control in AL in *Baseball America's* annual tools survey in 2014...named to AL All-Star team in 2010 with Yankees...won World Series with Yankees in 2009, appearing in nine postseason games...has recorded double-digit wins four times in his last eight seasons (18 in 2010, 16 in '12, 16 in '14 and 11 in '15)...drafted by Yankees 23rd overall in 2004.

### CAREER HIGHS

IP: 9.0, 6/3/12 at DET  
SO: 11, 9/13/14 at CWS  
Walks: 5, 6x, last 6/12/13 at OAK  
CG: 5, last 4/18/16 vs. MIL  
Low-Hit CG: 4, 6/3/12 at DET  
Win-Streak: 9, 8/14/09-5/12/10



### 2017:

- Made Twins Opening Day roster as club's number four starter.
- Went 4-3, 5.74 ERA (47.0 IP, 30 ER) with 10 home runs allowed before being placed on 10-day disabled list with right shoulder discomfort.
- Made three rehab appearances (3.0 IP) for Triple-A Rochester before being returned from rehab and reinstated from disabled list June 28.
- Pitched out of the bullpen upon return and made five appearances, allowing five runs on 12 hits in 6.2 innings pitched.
- Placed back on 60-day disabled list with thoracic outlet syndrome on July 18, ending his season.

**2016:** Made Twins Opening Day roster as club's number three starter...earned first and only win of season April 18 vs. Milwaukee, allowing four runs (3 earned) on six hits in 6.0 innings pitched; fifth career complete game (rain shorted game)...left start in the seventh inning with shoulder fatigue May 17 at Detroit...suffered a fractured left femur after being hit with a line drive June 9 vs. Miami, off the bat of J.T. Realmuto; placed on 15-day disabled list June 10...transferred to 60-day disabled list June 12...was announced he was to undergo season-ending surgery on right shoulder, suffering from thoracic outlet syndrome.

**2015:** Made first career Opening Day start April 6 at Detroit, allowing four runs on eight hits in 6.0 innings pitched with one walk and six strikeouts and was issued the loss...surpassed 1,000 career innings pitched April 12 at Chicago-AL...recorded 900th career strikeout June 24 vs. Chicago-AL, fanning Jose Abreu in the sixth inning...pitched 40.2 innings in June (6 starts), tied for seventh most in the AL and tied for ninth most in baseball...won 10th game July 30 vs. Seattle, marking the fourth time in his career to reach double-digit victories and first time in consecutive seasons...placed on 15-day disabled list August 14 with lower back inflammation; reinstated September 15 and made two starts and two relief appearances to end his season...led baseball in fewest walks (16) among pitchers with a minimum of 150.0 innings pitched, his second straight season with fewer than 20 walks...ranked best control in AL in *Baseball America's* annual tools survey.

**2014:** Began first season with Twins and made Twins debut April 3 at Chicago-AL, allowing four runs on seven hits in 5.0 innings pitched with one walk and seven strikeouts (ND)...earned first victory as Twin April 20 at Kansas City, allowing three runs on nine hits in 6.0 innings pitched...walked Alcides Escobar on a full count in the second inning April 20 at Kansas City, his final walk before going 178 batters-faced without allowing a walk until Brian McCann's base on balls in the second inning June 1 at New York-AL...according to Elias Sports Bureau, it marked the second longest such streak in Twins history, trailing only Brad Radke's 191 consecutive in 2005...surpassed 200.0 innings pitched September 19 vs. Cleveland; finished with 209.2 innings pitched, 10th most in AL...became 25th different Twin to reach 200.0 innings and first since Carl Pavano (222.0) in 2011...his 16 walks were the fewest in club history for a 200.0-inning pitcher...set MLB record for highest strikeout-to-walk ratio at 11.63...became the sixth pitcher (7th time) in baseball history to reach 200.0 innings pitched and less than 20 walks, first since Cliff Lee in 2010 (212.1 IP and 18 walks)...won 16th and final game September 24 vs. Arizona...according to Elias, became the fourth pitcher in major league history to follow a season with four-or-fewer wins with 16-plus wins the following season (minimum 25 starts); the others being Frank Mountain (4-21 in 1882, 26-33 in 1883), Jerry Koonsman (3-15 in 1978, 20-13 in 1979) and Matt Keough (2-17 in 1979, 16-13 in 1980); Koonsman similar to Hughes: three wins in 1978 for New York-NL then won 20 in 1979 with Minnesota...finished the year with 16 wins and just 16 walks allowed...according to Elias, just three pitchers in the modern era registered as many or more wins as walks while winning at least 15 games: Christy Mathewson did it



twice (25 wins, 21 walks in 1913 and 24 wins, 23 walks in 1914) and Slim Sallee (21 wins, 20 walks in 1919)...ranked third best control in AL in *Baseball America's* annual tools survey, behind David Price and Hisashi Iwakuma...given the Calvin R. Griffith Award for Most Valuable Twin and the Joseph W. Haynes Award for Twins Pitcher of the Year, both awards voted on by the Twin Cities Chapter of the BBWAA...restructured and signed a new five-year contract extension December 22, covering 2015-19.

**2013:** Did not appear in official spring training game after experiencing upper back stiffness following the Yankees workout February 18 at Steinbrenner Field in Tampa, and later diagnosed with a bulging disc...placed on 15-day disabled list March 31 (retro March 22) with right upper back thoracic injury; missed four games and was reinstated prior to start April 6 at Detroit...posted a 0.70 groundball to flyball ratio, the second-lowest among all starters in baseball.

**2012:** Started the season as the Yankees third starter...made 100th career start September 13 at Boston...struck out four batters in the fourth inning September 20 vs. Toronto (Hechavarria reached on a passed ball)...made two postseason starts for the Yankees (ALDS Game 4 vs. Baltimore and ALCS Game 3 at Detroit), going 0-1, 1.86 ERA (9.2 IP, 2 ER)...removed from ALCS Game 3 with a stiff back after 3.0 innings...tied Hiroki Kuroda for the most wins (16) on the staff and ranked second in starts (32) to Kuroda...tied for second in majors in home runs allowed (35)...allowed 22 home runs at home, the most in baseball and most in a single season in franchise history...posted a 2.16 walks-per-9.0 IP ratio, eighth-lowest in the AL.

**2011:** Started the season as the Yankees third starter...placed on 15-day disabled list with right shoulder inflammation April 15, transferred to 60-day DL May 25...made two relief appearances in the ALDS vs. Detroit, tossing 2.1 scoreless innings.

**2010:** Began season as Yankees fifth starter...carried a no-hitter through 7.0 innings April 21 at Oakland, allowing one run on one hit in 7.1 innings with 10 strikeouts...named to first career AL All-Star team (named from player ballot); allowed two runs on two hits in 0.1 innings and charged with the loss in the 3-1 NL victory...made three Postseason starts, going 1-2, 6.32 ERA (15.2 IP, 11 ER)...threw 7.0 scoreless innings in first career postseason start in Game 3 of the ALDS on September 9 vs. Minnesota, earning the win in the 6-1 victory to complete the series sweep...tied for fifth in the AL and tied for sixth in the majors in winning percentage (.692)...was the youngest Yankees right-hander to win at least 18 games in a season since 23-year-old Mel Stottlemyre won 20 games in 1965...allowed 20 home runs at home, tied for most in the majors...received a 7.49 run support average in starts, the highest mark among qualifying major leaguers.

**2009:** Moved to Yankees bullpen in June...posted a 23.1-inning scoreless stretch June 10-July 30, marking the longest single-season scoreless stretch for a Yankees reliever since Mariano Rivera's 30.2-inning scoreless stretch to finish the 1999 regular season, according to Elias...earned first career save July 23 vs. Oakland, tossing 2.0 perfect innings...led all major league relievers in ERA (1.44)...struck out 33.7% of batters faced as a reliever, the second-highest mark in baseball...led the AL in ERA post-All-Star break (1.64)...ranked fourth in baseball after the All-Star break with 12.55 strikeouts-per-9.0 IP ratio.

**2008:** Opened the season as the youngest pitcher in the majors and the second youngest player in the majors behind Arizona's Justin Upton (20 years old, born August 25, 1987); according to the Elias Sports Bureau, was the youngest pitcher to begin a season in the Yankees rotation since Bill Burbach in 1969 (Opening Day age of 21 years, 232 days)...underwent an MRI May 1, revealing a stress fracture in ninth right rib and was placed on 15-day disabled list that day...transferred to 60-day disabled list July 18...returned from rehab, reinstated from 60-day DL and optioned to Charleston July 30...pitched for Peoria Javelinas of the Arizona Fall League 2-0, 3.00 ERA (30.0 IP, 10 ER) in seven starts.

**2007:** Made major league debut in a start April 26 vs. Toronto, allowing four runs on seven hits in 4.1 innings pitched...was the youngest Yankees pitcher (20 years, 306 days old) to debut since Jose Rijo on April 5, 1984 (18 years, 328 days); since Rijo's first appearance, the only other Yankees to make their major league debuts under the age of 21 were Derek Jeter (20 years, 337 days), Dioner Navaro (20 years, 211 days) and Melky Cabrera (20 years, 330 days)...earned first major league win in second start on May 1 at Texas, tossing 6.1 hitless innings before being removed in the seventh inning with a left hamstring strain...placed on 15-day disabled list with a strained left hamstring May 3-August 4, missing 85 games...transferred to 60-day DL June 9...endured setback May 25 when he suffered a sprained left ankle while participating in agility drills in Tampa...selected to Triple-A All-Star Game July 11 at Isotopes Park in Albuquerque, pitching 0.2 innings of relief...named International League Pitcher of the Week July 23-29, going 2-0, 0.00 ERA (12.2 IP)...appeared in two ALDS games vs. Cleveland, allowing one earned run in 5.2 innings of relief.

**2006:** Selected to Eastern League All-Star Game and was named to the US team for the All-Star Futures Game at PNC Park in Pittsburgh...named Eastern League Pitcher of the Week August 7-13, going 2-0, 0.90 ERA (10.0 IP, 1 ER) with 15 strikeouts...led all EL pitchers in ERA (2.25) and fourth in strikeouts (138)...named to the minor league All-Star team as well as the Double-A All-Star team by *Baseball America*...ranked top right-handed pitching prospect in all of baseball by *Baseball America* entering 2007, also ranked as the Yankees top prospect for the second straight year and rated as having the best curveball and best control among Yankees minor leaguers...earned Kevin Lawn minor league Pitcher of the Year Award, given annually to the top pitching prospect in the Yankees organization.

**2005:** Spent two stints on DL with right shoulder inflammation...scheduled to start South Atlantic League All-Star Game June 28 but was scratched after being placed on the DL with mild inflammation in right shoulder...went 9-1, 2.19 ERA (86.1 IP, 21 ER) with 93 strikeouts in 17 combined appearances (16 starts) between both levels.

**2004:** Started professional career with GCL Yankees...appeared in just three games before suffering a fractured toe on his left foot.

**PROFESSIONAL:** Selected by New York-AL in first round (23rd overall) of 2004 First-Year Player Draft; signed by scout Jeff Patterson.

### HUGHES' CAREER FIELDING RECORD

POSITION	PCT	G	PO	A	E	TC	DP	PB
Pitcher	.979	267	49	94	3	146	4	—

### HUGHES' BATTING RECORD

BATTING	AVG	AB	R	H	2B	3B	HR	RBI	SH	SF	HBP	BB	SO	SB	OBP	OPS
Career	.000	17	0	0	0	0	0	0	2	0	0	0	8	0	.000	.000



## HUGHES' PLAYING RECORD

YEAR	CLUB	W-L	ERA	G	GS	CG	SHO	SV	IP	H	R	ER	HR	HP	BB	SO	WP	K/9	BAA
2004	GCL Yankees	0-0	0.00	3	3	0	0	0	5.0	4	0	0	0	0	0	8	0	14.4	.222
2005	Charleston	7-1	1.97	12	12	1	0	0	68.2	46	19	15	1	3	16	72	3	9.4	.192
	Tampa	2-0	3.06	5	4	0	0	0	17.2	8	6	6	0	3	4	21	0	10.7	.140
2006	Tampa	2-3	1.80	5	5	0	0	0	30.0	19	7	6	0	1	2	30	0	9.0	.178
	Trenton	10-3	2.25	21	21	0	0	0	116.0	73	30	29	5	2	32	138	5	10.7	.179
2007	Tampa	0-0	0.00	1	1	0	0	0	2.0	0	1	0	0	0	2	3	0	13.5	.000
	Trenton	0-0	1.29	2	2	0	0	0	7.0	5	1	1	0	0	2	11	0	14.1	.200
	Scranton/WB	4-1	2.20	5	5	0	0	0	28.2	16	7	7	0	1	8	28	2	8.8	.167
	<b>NEW YORK-AL</b>	<b>5-3</b>	<b>4.46</b>	<b>13</b>	<b>13</b>	<b>0</b>	<b>0</b>	<b>0</b>	<b>72.2</b>	<b>64</b>	<b>39</b>	<b>36</b>	<b>8</b>	<b>2</b>	<b>29</b>	<b>58</b>	<b>4</b>	<b>7.2</b>	<b>.235</b>
2008	Charleston	2-0	0.00	2	0	0	0	0	6.2	3	0	0	0	0	2	6	2	8.1	.136
	Scranton/WB	1-0	5.90	6	6	0	0	0	29.0	34	19	19	2	2	9	31	0	9.6	.281
	<b>NEW YORK-AL</b>	<b>0-4</b>	<b>6.62</b>	<b>8</b>	<b>8</b>	<b>0</b>	<b>0</b>	<b>0</b>	<b>34.0</b>	<b>43</b>	<b>26</b>	<b>25</b>	<b>3</b>	<b>1</b>	<b>15</b>	<b>23</b>	<b>2</b>	<b>6.1</b>	<b>.314</b>
2009	Scranton/WB	3-0	1.86	3	3	0	0	0	19.1	17	4	4	2	0	3	19	0	8.8	.233
	<b>NEW YORK-AL</b>	<b>8-3</b>	<b>3.03</b>	<b>51</b>	<b>7</b>	<b>0</b>	<b>0</b>	<b>3</b>	<b>86.0</b>	<b>68</b>	<b>31</b>	<b>29</b>	<b>8</b>	<b>5</b>	<b>28</b>	<b>96</b>	<b>4</b>	<b>10.0</b>	<b>.217</b>
2010	<b>NEW YORK-AL</b>	<b>18-8</b>	<b>4.19</b>	<b>31</b>	<b>29</b>	<b>0</b>	<b>0</b>	<b>0</b>	<b>176.1</b>	<b>162</b>	<b>83</b>	<b>82</b>	<b>25</b>	<b>0</b>	<b>58</b>	<b>146</b>	<b>9</b>	<b>7.5</b>	<b>.244</b>
2011	Staten Island	0-0	2.08	1	1	0	0	0	4.1	3	1	1	1	0	1	7	0	14.5	.188
	Trenton	1-0	1.86	2	2	0	0	0	9.2	6	2	2	0	0	4	11	0	10.2	.176
	<b>NEW YORK-AL</b>	<b>5-5</b>	<b>5.79</b>	<b>17</b>	<b>14</b>	<b>1</b>	<b>1</b>	<b>0</b>	<b>74.2</b>	<b>84</b>	<b>48</b>	<b>48</b>	<b>9</b>	<b>4</b>	<b>27</b>	<b>47</b>	<b>3</b>	<b>5.7</b>	<b>.283</b>
2012	<b>NEW YORK-AL</b>	<b>16-13</b>	<b>4.19</b>	<b>32</b>	<b>32</b>	<b>1</b>	<b>0</b>	<b>0</b>	<b>191.1</b>	<b>196</b>	<b>101</b>	<b>89</b>	<b>35</b>	<b>6</b>	<b>46</b>	<b>165</b>	<b>3</b>	<b>7.8</b>	<b>.259</b>
2013	<b>NEW YORK-AL</b>	<b>4-14</b>	<b>5.19</b>	<b>30</b>	<b>29</b>	<b>0</b>	<b>0</b>	<b>0</b>	<b>145.2</b>	<b>170</b>	<b>91</b>	<b>84</b>	<b>24</b>	<b>5</b>	<b>42</b>	<b>121</b>	<b>6</b>	<b>7.5</b>	<b>.293</b>
2014	MINNESOTA	16-10	3.52	32	32	1	0	0	209.2	221	88	82	16	5	16	186	1	8.0	.268
2015	MINNESOTA	11-9	4.40	27	25	1	0	0	155.1	184	76	76	29	2	16	94	1	5.4	.293
2016	MINNESOTA	1-7	5.95	12	11	1	0	0	59.0	76	40	39	11	0	13	34	0	5.2	.313
2017	MINNESOTA	4-3	5.87	14	9	0	0	0	53.2	72	38	35	12	1	13	38	0	6.4	.316
	Rochester	0-0	3.00	3	0	0	0	0	3.0	3	1	1	1	0	2	1	0	6.0	.250
	<b>Minor League Totals</b>	<b>32-8</b>	<b>2.36</b>	<b>71</b>	<b>65</b>	<b>1</b>	<b>0</b>	<b>0</b>	<b>347.0</b>	<b>237</b>	<b>98</b>	<b>91</b>	<b>12</b>	<b>12</b>	<b>87</b>	<b>386</b>	<b>12</b>	<b>10.0</b>	<b>.192</b>
	<b>Major League Totals</b>	<b>88-79</b>	<b>4.47</b>	<b>267</b>	<b>209</b>	<b>5</b>	<b>1</b>	<b>3</b>	<b>1258.1</b>	<b>1340</b>	<b>661</b>	<b>625</b>	<b>180</b>	<b>31</b>	<b>303</b>	<b>1008</b>	<b>33</b>	<b>7.2</b>	<b>.271</b>

## HUGHES' DIVISION SERIES RECORD

YEAR	OPPONENT	W-L	ERA	G	GS	CG	SHO	SV	IP	H	R	ER	HR	HP	BB	SO	WP	K/9	BAA
2007	Cleveland	1-0	1.59	2	0	0	0	0	5.2	3	1	1	1	0	6	1	9.5	.143	
2009	Minnesota	0-0	9.00	3	0	0	0	0	2.0	5	2	2	0	0	1	3	0	13.5	.500
2010	Minnesota	1-0	0.00	1	1	0	0	0	7.0	4	0	0	0	0	1	6	0	7.7	.167
2011	Detroit	0-0	0.00	2	0	0	0	0	2.1	2	0	0	0	0	0	4	0	15.4	.222
2012	Baltimore	0-0	1.35	1	1	0	0	0	6.2	4	1	1	1	0	3	8	0	10.8	.167
	<b>Division Series Totals</b>	<b>2-0</b>	<b>1.52</b>	<b>9</b>	<b>2</b>	<b>0</b>	<b>0</b>	<b>0</b>	<b>23.2</b>	<b>18</b>	<b>4</b>	<b>4</b>	<b>2</b>	<b>0</b>	<b>5</b>	<b>27</b>	<b>1</b>	<b>10.3</b>	<b>.205</b>

## HUGHES' LEAGUE CHAMPIONSHIP SERIES RECORD

YEAR	OPPONENT	W-L	ERA	G	GS	CG	SHO	SV	IP	H	R	ER	HR	HP	BB	SO	WP	K/9	BAA
2009	Los Angeles-AL	0-1	3.38	3	0	0	0	0	2.2	4	1	1	0	0	1	3	0	10.1	.308
2010	Texas	0-2	11.42	2	2	0	0	0	8.2	14	11	11	1	0	7	6	2	6.2	.368
2012	Detroit	0-1	3.00	1	1	0	0	0	3.0	3	1	1	1	0	3	1	0	3.0	.250
	<b>League Championship Totals</b>	<b>0-4</b>	<b>8.16</b>	<b>6</b>	<b>3</b>	<b>0</b>	<b>0</b>	<b>0</b>	<b>14.1</b>	<b>21</b>	<b>13</b>	<b>13</b>	<b>2</b>	<b>0</b>	<b>11</b>	<b>10</b>	<b>2</b>	<b>6.3</b>	<b>.333</b>

## HUGHES' WORLD SERIES RECORD

YEAR	OPPONENT	W-L	ERA	G	GS	CG	SHO	SV	IP	H	R	ER	HR	HP	BB	SO	WP	K/9	BAA
2009	Philadelphia	0-0	16.20	3	0	0	0	0	1.2	2	3	3	1	0	2	1	0	5.4	.333

## HUGHES' ALL-STAR GAME RECORD

YEAR	HOST	W-L	ERA	G	GS	CG	SHO	SV	IP	H	R	ER	HR	HP	BB	SO	WP	K/9	BAA
2010	Los Angeles-AL	0-1	54.00	1	0	0	0	0	0.1	2	2	2	0	0	0	0	0	0.0	.667





# 66 MYLES JAYE

NON-ROSTER  
INVITE



## RIGHT-HANDED PITCHER

H/W: 6-3/170      B/T: S/R  
 Opening Day Age: 26  
 Born: 12/28/1991 in Fayetteville, GA  
 Resides: Fayetteville, GA

Acquired: Signed as minor league free agent, 11/30/17  
 M.L. Service: 30 days  
 Options Used: 1 of 3  
 Contract Status: Signed thru 2018

**PERSONAL:** Myles Joseph Jaye...Twitter: @MJaye14...attended Starr's Mill High School in Fayetteville, GA.

### 2017:

- Pitched in Detroit's spring training, second of his career.
- Combined to start 25 games between Double-A Erie and Triple-A Toledo (Detroit), going 4-13, 3.96 ERA (131.2 IP, 58 ER) with and 115 strikeouts.
- Recalled by Detroit September 2.
- Made major league debut September 2 vs. Cleveland, throwing 3.1 scoreless innings of relief...recorded first career strikeout, fanning Francisco Lindor.
- Earned first major league win September 5 vs. Kansas City, throwing 2.1 scoreless innings of relief.
- Made first major league start September 11 at Cleveland and was issued the loss, allowing seven runs on seven hits with two walks and two strikeouts in 3.2 innings.

**2016:** Acquired by Detroit via trade with Texas along with Bobby Wilson March 29, in exchange for Bryan Holaday...completed first season in the Tigers organization splitting the year between Double-A Erie and Triple-A Toledo...named Eastern League Pitcher of the Week May 29, going 2-0, 1.93 ERA (14.0 IP, 3 ER) with 12 strikeouts in two starts...named Eastern League Pitcher of the Week July 17, pitching a season-high 8.1 scoreless innings with two hits allowed and a season-high 11 strikeouts July 16 at Akron...had contract purchased by the Tigers November 4.

**2015:** Spent entire season with Double-A Birmingham (Chicago-AL)...placed on disabled list May 18-27 with a right back strain...recorded a 27.0-inning scoreless streak June 17-July 13...tied for the Southern League lead in wins (12)...tied for fourth in the Southern League in starts (26), sixth in ERA (3.29) and WHIP (1.23), and seventh in innings pitched (147.2)...ranked as 17th-best prospect in Chicago-AL organization following the season by *Baseball America*...acquired by Texas from Chicago-AL in exchange for Will Lamb December 10.

**2014:** Split season between Single-A Winston-Salem and Double-A Birmingham (Chicago-AL), starting 28 games...named Carolina League Pitcher of the Week for the week June 2, starting two games, going 1-0, 1.13 ERA (16.0 IP, 2 ER) with eight strikeouts.

**2013:** Combined to start 28 games between Single-A Kannapolis, Single-A Winston-Salem and Double-A Birmingham (Chicago-AL)...named Carolina League Pitcher of the Week September 3, throwing a 7.0-inning complete game with five hits allowed, one walk and four strikeouts on August 28 vs. Potomac...earned the win in the clinching game of the Southern League Championship Series, allowing two runs on five hits with two walks and one strikeout...ranked as the 24th-best prospect in the Chicago-AL organization following the season by *Baseball America*.

**2012:** Started 17 games with Single-A Kannapolis, completing his first season in the Chicago White Sox organization...went 4-7, 6.04 ERA (79.0 IP, 53 ER) on the season...placed on disabled August 2-September 12 with right elbow inflammation.

**2011:** Completed first professional season with Rookie-Bluefield...earned the first win of his professional career on July 9 at Danville, throwing 5.0 shutout innings with one hit allowed, one walk and four strikeouts...acquired by Chicago-AL along with Daniel Webb from Toronto in exchange for Jason Frasor December 3.

**PROFESSIONAL:** Originally drafted by Toronto in the 17th round of 2010 First-Year Player Draft.

### CAREER HIGHS

IP: 3.2, 9/11/17 at CLE  
 SO: 2, 9/11/17 at CLE  
 Walks: 4, 9/21/17 vs. MIN  
 CG: --  
 Low-Hit CG: --  
 Win-Streak: 1, 9/5/17



### TWINS WITH 30-DOUBLE 30-HOMER SEASONS

Tony Oliva.....1964.....43 2B, 32 HR  
 Kirby Puckett.....1986.....37 2B, 31 HR  
 Gary Gaetti.....1986.....34 2B, 34 HR  
 Gary Gaetti.....1987.....36 2B, 31 HR  
 Justin Morneau.....2006.....37 2B, 34 HR

Justin Morneau.....2007.....31 2B, 31 HR  
 Michael Cuddeyer.....2009.....34 2B, 32 HR  
 Justin Morneau.....2009.....31 2B, 30 HR  
 Josh Willingham.....2012.....30 2B, 35 HR  
 Brian Dozier.....2016.....35 2B, 42 HR



## JAYE'S PLAYING RECORD

YEAR	CLUB	W-L	ERA	G	GS	CG	SHO	SV	IP	H	R	ER	HR	HP	BB	SO	WP	K/9	BAA
2011	Bluefield	3-3	3.00	13	9	1	0	1	54.0	48	22	18	7	0	18	49	3	8.2	.239
2012	Kannapolis	4-7	6.04	17	17	0	0	0	79.0	102	60	53	6	6	39	65	13	7.4	.318
2013	Kannapolis	4-1	2.20	7	7	0	0	0	41.0	36	17	10	2	2	17	37	1	8.1	.238
	Winston-Salem	9-6	4.11	20	20	1	1	0	118.1	122	60	54	8	7	44	89	10	6.8	.266
2014	Birmingham	0-1	17.18	1	1	0	0	0	3.2	8	7	7	0	0	2	3	3	7.4	.400
	Winston-Salem	3-0	1.55	4	4	1	1	0	29.0	22	8	5	2	0	5	15	0	4.7	.200
2015	Birmingham	4-12	5.32	24	24	1	0	0	132.0	146	87	78	10	9	53	73	9	5.0	.287
	Birmingham	12-9	3.29	26	26	0	0	0	147.2	135	64	54	8	7	47	104	9	6.3	.244
2016	Erie	4-8	4.04	21	21	1	0	0	122.2	127	60	55	11	3	29	104	12	7.6	.262
	Toledo	1-4	3.69	7	7	0	0	0	39.0	30	18	16	2	2	12	31	1	7.2	.210
2017	Erie	1-7	4.29	14	14	1	1	0	71.1	77	41	34	8	6	23	73	6	9.2	.270
	Toledo	3-6	3.58	11	11	0	0	0	60.1	71	31	24	3	5	23	42	3	6.3	.298
<b>DETROIT</b>		<b>1-2</b>	<b>12.08</b>	<b>5</b>	<b>2</b>	<b>0</b>	<b>0</b>	<b>0</b>	<b>12.2</b>	<b>18</b>	<b>18</b>	<b>17</b>	<b>2</b>	<b>3</b>	<b>10</b>	<b>4</b>	<b>2</b>	<b>2.8</b>	<b>.321</b>
<b>Minor League Totals</b>		<b>48-64</b>	<b>4.09</b>	<b>165</b>	<b>161</b>	<b>6</b>	<b>3</b>	<b>1</b>	<b>898.0</b>	<b>924</b>	<b>475</b>	<b>408</b>	<b>67</b>	<b>47</b>	<b>312</b>	<b>685</b>	<b>70</b>	<b>6.9</b>	<b>.266</b>
<b>Major League Totals</b>		<b>1-2</b>	<b>12.08</b>	<b>5</b>	<b>2</b>	<b>0</b>	<b>0</b>	<b>0</b>	<b>12.2</b>	<b>18</b>	<b>18</b>	<b>17</b>	<b>2</b>	<b>3</b>	<b>10</b>	<b>4</b>	<b>2</b>	<b>2.8</b>	<b>.321</b>

## JAYE'S CAREER FIELDING RECORD

POSITION	PCT	G	PO	A	E	TC	DP	PB
Pitcher	1.000	5	4	2	0	6	0	—

## TWINS BIGGEST INNINGS

INNING	RUNS	DATE	OPPONENT	SCORE	WINNER	LOSER
1	11	7-18-62	Cleveland	14-3	Stigman	Latman
2	10	8-6-12	at Cleveland	14-3	Diamond	McAllister
3	8	Gx, last 9-3-16	Chicago-AL	11-3	Santiago	Shields
4	11	8-5-77	Cleveland	14-10	Zahn	Monge
		4-30-85	at Detroit	11-2	Butcher	Wilcox
5	11	6-28-92	at Oakland	10-2	S. Erickson	Campbell
		5-20-94	Boston	21-2	Pulido	Hesketh
6	9	7-31-88	at Cleveland	12-4	Toliver	Farrell
		9-14-04	Chicago-AL	10-2	Santana	Garcia
7	10	8-22-14	Detroit	20-6	Pressly	Ray
		6-4-02	Cleveland	23-2	Reed	Drese
8	9	9-11-66	Baltimore	11-6	Worthington	S. Miller
		8-3-14	at Chicago-AL	16-3	Gibson	Guerra
9	7	9-3-73	at Kansas City	11-5	B. Campbell	Garber
		5-6-78	at Baltimore	8-7	Thayer	Stanhouse
10	11	7-10-15	Detroit	8-6	May	Soria
		6-21-69	at Oakland	14-4	Grzenda	Lindblad
11	6	8-5-62	at Detroit	8-3	Kaat	Nischwitz
		9-1-70	at Milwaukee	7-1	Kaat	Bolin
12	4	8-14-93(1)	at Oakland	5-1	Casian	Honeycutt
13	5	5-19-64	at New York-AL	7-2	Roland	Reniff
14	4	8-10-05	at Seattle	7-3	Nathan	Nelson
15	4	6-6-73	at Cleveland	7-3	Corbin	Johnson
16	5	8-16-05	at Chicago-AL	9-4	Romero	Adkins
18	4	7-19-69	at Seattle	11-7	Perry	Gelnar
22	1	8-31-93	Cleveland	5-4	Merriman	Grimsley





# 76 FÉLIX JORGE



## RIGHT-HANDED PITCHER

H/W: 6-2/170      B/T: R/R  
Opening Day Age: 24  
Born: 1/2/1994 in Santiago, DR  
Resides: Santiago, DR

Acquired: Signed as undrafted free agent, 2/21/11  
M.L. Service: 2 days  
Options Used: 1 of 3  
Contract Status: Signed thru 2018

**PERSONAL:** Félix De Jesus Jorge (pronounced FEH-licks hor-hay)...signed by Twins as undrafted free agent in February of 2011 as a 17-year-old from Santiago, Dominican Republic.

### 2017:

- Pitched in Twins spring training and was optioned to Double-A Chattanooga March 13.
- Went 8-1, 3.26 ERA (85.2 IP, 31 ER) with 22 walks and 61 strikeouts in 14 starts for the Lookouts before being recalled as 26th man for doubleheader at Kansas City.
- Made major league debut July 1 at Kansas City, allowing three runs on seven hits in 5.0 innings pitched with one walk allowed, earning the win; first strikeout was of Whit Merrifield in the third inning; sent back to Chattanooga postgame.
- Recalled again July 7 to make one start vs. Baltimore, allowing six runs on seven hits in 2.2 innings pitched and optioned back to Chattanooga postgame.
- Went 2-2, 4.04 ERA (49.0 IP, 22 ER) in eight starts for the Lookouts and was promoted to Rochester August 23.
- Finished the season with the Red Wings, going 0-1, 5.02 ERA (14.1 IP, 8 ER).
- Named as having the best control in Twins system by *Baseball America*, entering 2018.

**2016:** Began season with Single-A Ft. Myers...named Twins minor league Player of the Week June 18, making one start at Lakeland (June 15), allowing one run on six hits in 7.2 innings pitched with no walks and six strikeouts...named MLB.com Florida State League Player of the Month in June, going 5-0, 1.59 ERA (34.0 IP, 6 ER) with two walks, 31 strikeouts and two complete games (1 shutout) in five starts...named Florida State League Midseason All-Star...won seven straight games for the Miracle and was promoted to Double-A Chattanooga July 7...made 11 starts for the Lookouts, including a 9.0-inning complete game in final start September 5 at Jackson...combined to go 12-8, 2.69 ERA (167.1 IP, 50 ER) with 23 walks, 109 strikeouts and three complete games in 25 starts between Ft. Myers and Chattanooga...added to Twins 40-man roster November 18...named eighth best prospect in Twins system by *Baseball America* entering 2017.

**2015:** Spent entire season with Single-A Cedar Rapids...named Midwest League Pitcher of the Week April 20 after going 1-0, 0.75 ERA (12.0 IP, 1 ER) with four walks and 19 strikeouts in two starts...named the Twins minor league Player of the Week July 24 after going 1-0, 2.57 ERA (7.0 IP, 2 ER) with one walk and seven strikeouts for the Kernels...named a Midwest League Midseason All-Star...finished the season with the seventh best ERA (2.79) among Twins minor leaguers and in the Midwest League...had the second lowest baserunners-per-9.0 IP (9.58) and opponent batting average (.225) in the Midwest League, and third lowest WHIP (1.06) in the ML...ranked 24th best prospect in the Twins system by *Baseball America*, entering 2016.

**2014:** Split season between Single-A Cedar Rapids and Rookie-Elizabethton...named the Appalachian League Pitcher of the Year and Postseason All-Star...finished third in the Appy League in innings (66.0), fourth in ERA (2.73), and fifth in strikeouts-per-9.0 innings (8.32) and WHIP (1.20)...named a *Baseball America* Rookie Class-A All-Star and the 28th best prospect in the Twins system by *Baseball America* entering 2015.

**2013:** Played entire season with Rookie-Elizabethton, making a team-high 12 starts...72 strikeouts were third most in the Appalachian League while his 10.62 strikeouts-per-9.0 innings pitched led the League...named the 17th best prospect in the Twins system by *Baseball America* entering 2014.

**2012:** Pitched second professional season with GCL Twins, appearing in 12 games (7 starts), recording 37 strikeouts in 34.2 innings pitched.

**2011:** Spent first professional season with DSL Twins, appearing in nine games (5 starts), posting a 2.67 ERA (27.0 IP, 8 ER).

**PROFESSIONAL:** Signed by Minnesota as undrafted free agent February 21, 2011; signed by scout Fred Guerrero.

### CAREER HIGHS

IP: 5.0, 7/1/17 at KC  
SO: 2, 2x, last 7/7/17 vs. BAL  
Walks: 1, 2x, last 7/7/17 vs. BAL  
CG: --  
Low-Hit CG: --  
Win-Streak: 1, 7/1/17



### JORGE'S CAREER FIELDING RECORD

POSITION	PCT	G	PO	A	E	TC	DP	PB
Pitcher	1.000	2	0	2	0	2	1	—



### JORGE'S PLAYING RECORD

YEAR	CLUB	W-L	ERA	G	GS	CG	SHO	SV	IP	H	R	ER	HR	HP	BB	SO	WP	K/9	BAA
2011	DSL Twins	2-1	2.67	9	5	0	0	1	27.0	19	12	8	0	2	9	26	4	8.7	.192
2012	GCL Twins	0-3	2.34	12	7	0	0	1	34.2	30	11	9	0	2	12	37	5	9.6	.221
2013	Elizabethton	2-2	2.95	12	12	0	0	0	61.0	56	26	20	2	2	18	72	5	10.6	.245
2014	Cedar Rapids	2-5	9.00	12	8	0	0	0	39.0	57	40	39	9	2	20	23	5	5.3	.354
	Elizabethton	4-2	2.59	12	12	2	1	0	66.0	58	20	19	2	4	14	61	4	8.3	.237
2015	Cedar Rapids	6-7	2.79	23	22	0	0	0	142.0	118	52	44	11	3	32	114	6	7.2	.225
2016	Ft. Myers	9-3	1.55	14	14	2	1	0	93.0	76	19	16	3	4	11	77	3	7.5	.226
	Chattanooga	3-5	4.12	11	11	1	0	0	74.1	83	34	34	7	1	12	32	2	3.9	.290
2017	Chattanooga	10-3	3.54	22	22	0	0	0	134.2	142	57	53	11	2	37	99	4	6.6	.273
	Rochester	0-1	5.02	3	3	0	0	0	14.1	19	8	8	3	0	3	9	0	5.7	.339
	<b>MINNESOTA</b>	<b>1-0</b>	<b>10.57</b>	<b>2</b>	<b>2</b>	<b>0</b>	<b>0</b>	<b>0</b>	<b>7.2</b>	<b>14</b>	<b>9</b>	<b>9</b>	<b>4</b>	<b>0</b>	<b>2</b>	<b>4</b>	<b>0</b>	<b>5.0</b>	<b>.412</b>
<b>Minor League Totals</b>		<b>38-32</b>	<b>3.28</b>	<b>130</b>	<b>116</b>	<b>5</b>	<b>2</b>	<b>2</b>	<b>686.0</b>	<b>658</b>	<b>279</b>	<b>250</b>	<b>48</b>	<b>22</b>	<b>168</b>	<b>550</b>	<b>38</b>	<b>7.2</b>	<b>.254</b>
<b>Major League Totals</b>		<b>1-0</b>	<b>10.57</b>	<b>2</b>	<b>2</b>	<b>0</b>	<b>0</b>	<b>0</b>	<b>7.2</b>	<b>14</b>	<b>9</b>	<b>9</b>	<b>4</b>	<b>0</b>	<b>2</b>	<b>4</b>	<b>0</b>	<b>5.0</b>	<b>.412</b>

PLAYERS

### ALL-TIME 3-HOMER GAMES

TWINS	NO.	PLAYER	DATE	OPPONENT	AT-BATS (AB HR HIT)
	1	Bob Allison	5-17-63	at Cleveland	5 (3-4-5)
	2	Harmon Killebrew	9-21-63	at Boston	5 (1-3-5)
	3	Tony Oliva	7-3-73	at Kansas City	5 (1-3-5)
	4	Justin Morneau	7-6-07	at Chicago-AL	5 (1-2-4)
	5	Max Kepler	8-1-16	at Cleveland	6 (1-2-4)
	6	Brian Dozier	9-5-16	vs. Kansas City	5 (1-2-5)
	7	Eddie Rosario	6-13-17	vs. Seattle	5 (1-2-5)
	8	Byron Buxton	8-27-17	at Toronto	5 (3-4-5)
OPPONENTS	NO.	PLAYER	DATE	OPPONENT	AT-BATS (AB HR HIT)
	1	Tom McCraw	5-24-67	Chicago-AL	6 (2-4-6)
	2	Joe Lahoud	6-11-69	Boston	5 (1-3-5)
	3	Bobby Grich	6-18-74	at Baltimore	5 (2-3-4)
	4	Al Oliver	5-23-79	at Texas	4 (1-3-4)
	5	Eddie Murray	8-29-79	Baltimore	5 (3-4-5)
	6	Jeff Burroughs	8-14-81	Seattle	4 (1-3-4)
	7	Doug DeCinces	8-13-82	at California	5 (1-2-3)
	8	Harold Baines	9-17-84	Chicago-AL	4 (1-3-4)
	9	Cory Snyder	5-21-87	at Cleveland	4 (1-2-4)
	10	Joe Carter	7-19-89	Cleveland	5 (1-2-4)
	11	Dave Winfield	4-13-91	California	6 (1-2-3)
	12	Dave Henderson	8-3-91	at Oakland	5 (1-2-3)
	13	Juan Gonzalez	6-7-92	at Texas	4 (1-2-4)
	14	Darnell Coles	7-5-94	Toronto	5 (2-4-5)
	15	Ernie Young	5-10-96	at Oakland	5 (1-3-4)
	16	Geronimo Berroa	8-12-96	at Oakland	5 (1-2-5)
	17	Ivan Rodriguez	9-11-97	at Texas	4 (2-3-4)
	18	Edgar Martinez	5-18-99	at Seattle	5 (3-4-5)
	19	Ellis Burks	6-19-01	at Cleveland	7 (3-4-7)
	20	Hee-Seop Choi	6-12-05	at Los Angeles-NL	4 (1-4-6)
	21	Nick Markakis	8-22-06	at Baltimore	4 (1-2-3)
	22	Evan Longoria	9-18-08	at Tampa Bay	5 (1-3-4)
	23	Jose Bautista	5-15-11	Toronto	5 (2-3-4)
	24	Curtis Granderson	4-19-12	at New York-AL	5 (1-2-3)
	25	Alex Rodriguez	7-25-15	New York-AL	4 (2-3-4)
	26	Josh Donaldson	8-28-16	at Toronto	4 (2-3-4)





# 26 MAX KEPLER



**OUTFIELDER**

H/W: 6-4/220      B/T: L/L  
Opening Day Age: 25  
Born: 2/10/1993 in Berlin, Germany  
Resides: San Francisco, CA

Acquired: Signed as undrafted free agent, 7/11/09  
M.L. Service: 1 year, 152 days  
Options Used: 3 of 4  
Contract Status: Signed thru 2018

**PERSONAL:** Maximilian Kepler-Rözycki...attended John F. Kennedy School, an American school in Berlin, and the St. Emmeram Academy in Regensburg in 2008, where he trained for baseball...attended Ft. Myers South (FL) High School in time for his junior year of high school...his parents Marek Rözycki and Kathy Kepler were both professional ballet dancers in Berlin...grew up playing baseball, soccer, tennis, swimming and skiing; was given a tennis scholarship to the Steffi Graf Tennis Foundation in Berlin...played baseball for Buchbinder Legionäre Regensburg of Bundesliga, the highest baseball league in Germany.

**CAREER HIGHLIGHTS:** Given 2016 Bill Boni Award for Twins Rookie of the Year...hit three home runs August 1, 2016 at Cleveland, becoming fifth player (8 now) in club history with a three-homer game, joining Bob Allison, Harmon Killebrew, Tony Oliva and Justin Morneau (Brian Dozier became sixth later in season & Byron Buxton/Eddie Rosario in 2017)...named Co-AL Player of the Week with teammate Joe Mauer August 8, 2016...ranked third best prospect in Twins system entering 2016, as well as best strike-zone discipline by *Baseball America*...earned Southern League Most Valuable Player Award in 2015...2015 recipient of Sherry Robertson Award for Twins minor league Player of the Year...selected to World Team for SiriusXM Futures Game in 2015...named Southern League Mid- and Postseason All-Star in 2015...named 12th best prospect in Twins system by *Baseball America* entering 2015...ranked eighth best prospect in Twins organization by *Baseball America* entering the 2013 season...one of 43 German-born players to play Major League Baseball entering 2018.

**2017:**

- Made first career Opening Day roster and was Opening Day rightfielder, batting eighth April 3 vs. Kansas City.
- Tied career high with four hits July 3 vs. Los Angeles-AL.
- Tied career-high nine-game hitting streak May 29-June 7.
- Recorded third career multi-homer game August 8 vs. Milwaukee.
- Hit second career grand slam August 26 at Toronto.
- Hit second career walk-off August 31 vs. Chicago-AL after getting hit by pitch with the bases loaded; first walk-off HBP for Twins since May 1, 1996 vs. Kansas City when Paul Molitor did it.
- Set career-highs in games (147), runs (67), hits (124), doubles (32), home runs (19), RBI (69) and walks (47).
- Hit .272 (105-for-386) with 17 home runs against right-handed pitching and .152 (19-for-125) with two homers against left-handed pitching.
- Ranked third on club in doubles (32).
- Played 138 games (120 starts) in rightfield, ranking fifth in the AL.

**2016:** Optioned from Twins spring training to Triple-A Rochester March 25...played two games for the Red Wings before being recalled from Rochester April 9 (Danny Santana, disabled list)...played just seven games for the Twins before being optioned back to Rochester April 25 (Santana reinstated)...hit .288 (30-for-104) with four doubles and six triples for the Red Wings before being recalled again June 1 (Miguel Sano - disabled list)...hit first career home run June 12 vs. Boston off Matt Barnes, a three-run walk-off...became the fourth twin to ever hit first career homer as walk-off, joining Jim Nettles (July 11, 1971 vs. KC), Dan Masteller (July 28, 1995 vs. NYY) and Terry Tiffiee (April 4, 2004 vs. KC)...recorded first career three-hit game, including a double and home run, June 19 vs. New York-AL...hit nine doubles in June, tied for second most in the AL...recorded first career two-homer game July 2 vs. Texas, and set Twins rookie record with seven RBI in one game...hit eight home runs with 23 RBI in 25 July games; tied for first in the AL for the month in home runs and second in RBI...went 4-for-6 with three home runs and six RBI August 1 at Cleveland, becoming fifth player in club history with a three-homer game, joining Bob Allison (May 17, 1963 at Cleveland), Harmon Killebrew (September 21, 1963 at Boston), Tony Oliva (July 3, 1973 at Kansas City) and Justin Morneau (July 6, 2007 at Chicago-AL)...became first rookie in Twins history with two games of six-plus RBI in one season...was second rookie in baseball in 2016 with three-homer game, joining Corey Seager (June 3 vs. ATL)...his 13 total bases were tied with C.J. Cron for third most in baseball in 2016, trailing Kris Bryant (16) and Yasmani Grandal (14); also most total bases for a rookie since Andrew McCutchen had 13 in 2009...tied Tim Lincecum (September 16, 1983 vs. TOR) for most total bases in one game for a rookie in Twins history...according to Elias, he became the first European-born player in baseball history to homer three times in a game...named Co-AL Player of the Week with teammate Joe Mauer August 8...hit .370 (10-for-27) with nine runs scored, four home runs, 11 RBI, six walks and two stolen bases in seven games...ranked first in the AL in runs scored and RBI, tied for first in walks, tied for second in home runs and stolen bases, tied for fourth in total bases (22), fifth in slugging percentage (.815) and eighth in on-base percentage (.471)...became the fourth Twins rookie to ever win this award, joining Danny Santana (2014), Carlos Gomez (2008) and Marty Cordova (1995)...hit five home runs and recorded 21 RBI in 28 August games; the RBI were tied for first among rookies during the month, while homers were tied for second...finished

**CAREER HIGHS**

Hits: 4, 2x, last 7/3/17 vs. LAA  
RBI: 7, 7/2/16 vs. TEX  
HR: 3, 8/1/16 at CLE  
GS: 1, 2x, last 8/26/17 at TOR  
SB: 1, 12x, last 9/7/17 at KC  
Hit-Strike: 9, 2x, last 5/29-6/7/17

**WALK-OFF HITS**

6/12/16 vs. BOS (HR)  
8/31/17 vs. CWS (HBP\*)

**MULTI-HR GAMES**

7/2/16 vs. TEX  
8/1/16 at CLE (3)  
8/17/17 vs. MIL





with 17 home runs, ninth most among rookies in club history; finished with 63 RBI, 10th most among rookies in club history...ranked third on club in home runs (17) and RBI (63), fourth in runs (52), and fifth in walks (42)...led all AL rookies in walks, second in RBI, third in home runs, fourth in games (113), and fifth in hits (93)...given 2016 Bill Boni Award for Twins Rookie of the Year, as voted on by the Twin Cities Chapter of the BBWAA.

**2015:** Played in second career Twins spring training and was optioned to Double-A Chattanooga roster March 15...named Twins minor league Player of the Week and Southern League Player of the Week May 25, hitting .500 (12-for-24) with three doubles, two home runs, nine RBI, four walks and a .571 on-base percentage in seven games...named Southern League Player of the Week again June 22, hitting .636 (14-for-22) with four triples, four RBI, four walks, six runs scored and a .704 on-base percentage in six games...named Twins minor league Player of the Month for June, hitting .364 (32-for-88) with six doubles, five triples, one home run, 17 RBI and 18 walks in 25 games...placed on 7-day disabled list from July 9-16 with left shoulder inflammation...selected to World Team for SiriusXM Futures Game but did not play due to shoulder injury...named Southern League Mid- and Postseason All-Star...named Twins minor league Player of the Month for July, hitting .306 (22-for-72) with five doubles, two triples, three home runs, 15 RBI and 13 walks in 20 games...named Southern League Most Valuable Player, hitting .322 (131-for-407) with 32 doubles, 13 triples, nine home runs, 71 RBI, 76 runs scored and 67 walks in 112 games for the Lookouts...hit three home runs (1 grand slam) in the five-game Southern League Championship against Biloxi, helping guide the Lookouts to Southern League Championship...named to *Baseball America's* Minor League Baseball All-Star team...recalled from Chattanooga September 22...made major league debut September 27 at Detroit, striking out in pinch-hit appearance...recorded first major league hit October 4 vs. Kansas City, singling off Johnny Cueto...recipient of Sherry Robertson Award for Twins minor league Player of the Year...named an outfielder on MiLB.com Twins organizational All-Star team...ranked sixth best prospect in Southern League by *Baseball America*...ranked third best prospect and best strike-zone discipline in Twins system by *Baseball America*, entering 2016.

**2014:** Played in first career Twins spring training and was optioned to Single-A Ft. Myers March 9 and spent entire season there...placed on 7-day disabled list June 4 with a left forearm strain; reinstated June 19...placed on 7-day disabled list July 21 with a right thumb contusion; reinstated July 29...played for Salt River in the Arizona Fall League, hitting .307 (23-for-75) with four doubles, three triples, seven RBI and 13 runs scored in 18 games...named 12th best prospect in Twins system by *Baseball America* entering 2015.

**2013:** Spent the season with Single-A Cedar Rapids...played in the Arizona Fall League with Glendale Desert Dogs, hitting .234 (15-for-64) with five doubles, four RBI, eight runs scored and seven walks in 18 games...added to Twins 40-man roster November 20.

**2012:** Spent second season with Rookie Elizabethton...named Twins minor league Player of the Month for July, hitting .333 (32-for-96) with seven doubles, seven home runs, 28 RBI and 19 runs scored...earned Appalachian League Topps/Minor League Baseball Player of the Year award...named Appalachian League Postseason All-Star...named *Baseball America* Rookie All-Star...ranked seventh best prospect in Appalachian League by *Baseball America*...ranked eighth best prospect in Twins organization by *Baseball America* entering the 2013 season.

**2011:** Spent entire season with Rookie Elizabethton...hit first professional home run July 14 vs. Pulaski...ranked 20th best prospect in Twins organization by *Baseball America* entering 2012.

**2010:** Spent first professional season with the GCL Twins...finished fifth on team in hits (40)...ninth ranked prospect in Gulf Coast League and 11th best in the Twins organization by *Baseball America* entering 2011.

**2009:** Ranked 10th best prospect in the Twins organization by *Baseball America* entering 2010.

**PROFESSIONAL:** Signed by Twins as undrafted free agent by Twins July 11, 2009 by Twins Vice President of Player Personnel Mike Radcliff.

### KEPLER'S PLAYING RECORD

YEAR	CLUB	AVG	G	AB	R	H	2B	3B	HR	RBI	SH	SF	HBP	BB	SO	SB	CS	OBP	OPS
2010	GCL Twins	.286	37	140	15	40	6	1	0	11	0	0	0	13	27	6	1	.346	.689
2011	Elizabethton	.262	50	191	29	50	11	3	1	24	2	2	3	23	54	1	1	.347	.713
2012	Elizabethton	.297	59	232	40	69	16	5	10	49	0	2	8	27	33	7	0	.387	.926
2013	Cedar Rapids	.237	61	236	35	56	11	3	9	40	0	1	2	24	43	2	0	.312	.736
2014	Ft. Myers	.264	102	364	53	96	20	6	5	59	2	2	5	34	62	6	2	.333	.726
2015	Ft. Myers	.250	6	24	4	6	2	0	0	0	0	0	0	2	5	1	0	.308	.641
	Chattanooga	.322	112	407	76	131	32	13	9	71	1	5	2	67	63	18	4	.416	.947
	MINNESOTA	.143	3	7	0	1	0	0	0	0	0	0	0	3	0	0	0	.143	.286
2016	Rochester	.282	30	110	16	31	4	6	1	19	0	2	0	16	14	1	1	.367	.822
	MINNESOTA	.235	113	396	52	93	20	2	17	63	1	5	3	42	93	6	2	.309	.733
2017	MINNESOTA	.243	147	511	67	124	32	2	19	69	1	3	6	47	114	6	1	.312	.737
	Minor League Totals	.281	457	1704	268	479	102	37	35	273	5	14	20	206	301	42	9	.363	.809
	Major League Totals	.239	263	914	119	218	52	4	36	132	2	8	9	89	210	12	3	.310	.732

### KEPLER'S CAREER FIELDING RECORD

POSITION	PCT	G	PO	A	E	TC	DP	PB
Outfield	.983	257	517	16	9	542	7	—
First Base	1.000	2	5	0	0	5	0	—
Totals	.984	259	522	16	9	547	7	—

### KEPLER'S WILD CARD GAME RECORD

YEAR	OPPONENT	AVG	G	AB	R	H	2B	3B	HR	RBI	SH	SF	HBP	BB	SO	SB	CS	OBP	OPS
2017	New York-AL	.333	1	3	0	1	1	0	0	0	0	0	0	1	0	0	0	.500	1.167





# 61 TYLER KINLEY

**RIGHT-HANDED PITCHER**

H/W: 6-4/205      B/T: R/R  
 Opening Day Age: 27  
 Born: 1/31/91 in Plantation, FL  
 Resides: Jupiter, FL

Acquired: Rule 5 Draft from MIA, 12/14/17  
 M.L. Service: None  
 Options Used: 0 of 3  
 Contract Status: Signed thru 2018

**PERSONAL:** Tyler Harrison Kinley...attended Barry University from 2012-13, where he went 5-2, 5.67 (54.0 IP, 34 ER) in 22 games (7 starts)...became the 13th player from Barry to ever be drafted professionally, most notably Yan Gomes by the Toronto Blue Jays in 2009.

**2017:**

- Began season with Double-A Jacksonville (Miami).
- Converted eight of 10 save opportunities for the Suns.
- Struck out 34 batters in 26.0 innings with the Suns.
- Transferred to Single-A Jupiter July 22.
- Converted nine of 10 save opportunities for the Hammerheads, while holding opponents to a .151 batting average.
- Combined to go 2-3, 3.54 ERA (53.1 IP, 21 ER) with 22 walks and 72 strikeouts in 50 games...held left-handed hitters to a .231 average and right-handers to a .205 average.
- Selected by Minnesota 20th overall in Rule 5 Draft December 14.

**2016:** Began season with Double-A Jacksonville (Miami)...pitched in 36 games for the Suns, recording 51 strikeouts in 50.0 innings pitched...promoted to Triple-A New Orleans July 22...pitched in just eight games for the Baby Cakes, recording 12 strikeouts in 9.2 innings pitched...combined to go 2-4, 4.53 ERA (59.2 IP, 30 ER) with 29 walks, 63 strikeouts and six saves in 44 games between both levels combined...pitched for Estrellas Orientales in Dominican Winter League, posting a 2.35 ERA (7.2 IP, 2 ER) in eight games.

**2015:** Spent majority of season with Single-A Jupiter...placed on 7-day disabled list June 23 with a lat strain; returned from rehab with GCL Marlins and reinstated August 20...converted 11 of 12 save opportunities, leading the club in saves...pitched in 10 games for Mesa in the Arizona Fall League, allowing six earned runs in 10.2 innings pitched (5.06 ERA).

**2014:** Spent entire season with Single-A Greensboro (Miami)...converted 10 of 13 save opportunities, ranking second on the club in saves...held left-handed hitters to a .160 batting average and right-handers to a .203 average.

**2013:** Began professional career with GCL Marlins, appearing in six games (2 starts)...placed on 7-day disabled list July 11 with right shoulder tendinitis; reinstated August 14...promoted to Batavia September 3 to pitch one game, throwing 2.0 innings.

**PROFESSIONAL:** Originally drafted by Miami in the 16th round of 2013 First-Year Player Draft; signed by scout Lazaro Llanes.

**KINLEY'S PITCHING RECORD**

YEAR	CLUB	W-L	ERA	G	GS	CG	SH	SV	IP	H	R	ER	HR	HB	BB	SO	WP	K/9	BAA
2013	GCL Marlins	0-1	4.50	6	2	0	0	0	12.0	15	8	6	0	0	7	5	0	3.8	.306
	Batavia	0-0	22.50	1	0	0	0	0	2.0	6	5	5	0	0	1	1	0	4.5	.545
2014	Greensboro	3-1	2.70	28	0	0	0	10	30.0	20	12	9	3	3	10	30	2	9.0	.183
2015	GCL Marlins	1-0	0.00	2	1	0	0	0	3.0	2	0	0	0	0	3	0	9.0	.200	
	Jupiter	1-3	3.25	31	0	0	0	11	44.1	40	17	16	1	2	11	38	5	7.7	.247
2016	Jacksonville	2-2	3.96	36	0	0	0	5	50.0	44	23	22	3	3	20	51	9	9.2	.230
	New Orleans	0-2	7.45	8	0	0	0	1	9.2	13	14	8	1	1	9	12	4	11.2	.317
2017	Jupiter	1-1	1.98	23	0	0	0	9	27.1	14	6	6	3	1	6	38	3	12.5	.151
	Jacksonville	1-2	5.19	27	0	0	0	8	26.0	29	19	15	2	0	16	34	6	11.8	.271
<b>Minor League Totals</b>		<b>9-12</b>	<b>3.83</b>	<b>162</b>	<b>3</b>	<b>0</b>	<b>0</b>	<b>44</b>	<b>204.1</b>	<b>183</b>	<b>104</b>	<b>87</b>	<b>13</b>	<b>10</b>	<b>80</b>	<b>212</b>	<b>29</b>	<b>9.3</b>	<b>.237</b>





# 53 MICHAEL KOHN

NON-ROSTER  
INVITE

RIGHT-HANDED PITCHER

H/W: 6-2/200      B/T: R/R  
Opening Day Age: 31  
Born: 6/26/1986 in Camden, SC  
Resides: Camden, SC

Acquired: Signed as minor league free agent, 7/19/17  
M.L. Service: 3 years, 23 days  
Options Used: 3 of 3  
Contract Status: Signed thru 2018

**PERSONAL:** Michael Thomas Kohn (pronounced CAAN)...Twitter: @MichaelKohn58...attended the College of Charleston (SC) where he earned his degree in communications...Kohn's grandfather was a three-star admiral in the U.S. Navy...great-uncle, Bob Sheheen, served in South Carolina's House of Representatives from 1977-2000...cousin, Vincent Sheheen, was the Democratic candidate for governor of South Carolina in 2010.

**2017:**

- Spent nearly first four months of season on Triple-A Rochester's 7-day disabled list, recovering from right shoulder surgery during offseason.
- Began his season on rehab assignment with both GCL Twins and Single-A Ft. Myers during all of August.
- Reinstated from rehab and transferred to Triple-A Rochester, where he appeared in one game for Red Wings.

**2016:** Did not appear professionally, recovering from a right rotator cuff tear in shoulder...had surgery October 14, 2015.

**2015:** Signed by Tampa Bay as minor league free agent October 16 but was outrighted a month later and signed a minor league contract with Atlanta December 7...began season with Triple-A Gwinnett and selected by the Braves April 24...optioned back to Gwinnett May 6 and immediately placed on 7-day disabled list with a right shoulder strain...returned to Gwinnett and appeared in two games.

**2014:** Began season with Los Angeles-AL and appeared in 25 games before being optioned to Triple-A Salt Lake June 3...split season between Los Angeles and Triple-A Salt Lake, appearing in 58 combined games going 3-2 with a 4.06 ERA and 59 strikeouts in 57.2 innings pitched...had two stints on the major league roster, but made all of his appearances in his first stint...had a second stint with LAA after being recalled June 28 and optioned to Salt Lake on July 1...designated for assignment by LAA September 2 and became free agent September 8.

**2013:** Completed first full major league season and third overall...ranked sixth in the AL, stranding 75% of his inherited runners (min. 40 inherited runners)...established career-highs in games (63), innings pitched (53), games finished (13), strikeouts (52) and walks (28).

**2012:** Threw 5.0 scoreless innings with the Angels during spring training before being shut down in late March...originally diagnosed with a forearm strain...further evaluation revealed a torn ligament in right elbow...underwent "Tommy John" surgery April 12, performed by Dr. James Andrews.

**2011:** Made first career Opening Day roster with the Angels...in two separate stints with the Angels, went 0-1 with one save and a 7.30 ERA (12.1 IP, 10 ER) in 14 appearances...made five appearances before being optioned to Triple-A Salt Lake April 11...recalled June 20 and made nine more appearances before being optioned back to Salt Lake July 21 for the remainder of the season.

**2010:** Began season with Double-A Arkansas and Triple-A Salt Lake (Los Angeles-AL)...had contract selected by Angels on July 26 and made his major league debut the same day...earned first major league victory September 17 at Tampa Bay...named the winner of the 2010 Fred Haney Memorial Award given to the top Angels rookie in spring training.

**2009:** Split season between Single-A Rancho Cucamonga and Single-A Cedar Rapids, combining to go 6-1, 1.64 ERA (65.2 IP, 12 ER) in 50 games.

**PROFESSIONAL:** Originally drafted by Los Angeles-AL in 13th round of 2008 draft; signed by scout Chris McAlpin.

**CAREER HIGHS**

IP: 2.0, 3x, last 5/7/14  
SO: 4, 4/29/13 at OAK  
Walks: 3, 3x, last 5/16/13 vs. CWS  
CG: --  
Low-Hit CG: --  
Win-Streak: 1, 5x, last 5/25/14



**TWINS - 20 HR/20 SB IN THE SAME SEASON**

YEAR	PLAYER	POS	HR	SB
1977	Larry Hise	OF	28	21
1986	Kirby Puckett	OF	31	20
1995	Marty Cordova	OF	24	20
2001	Corey Koskie	3B	26	27
2002	Torii Hunter	OF	29	23
2004	Torii Hunter	OF	23	21
2014	Brian Dozier	2B	23	21



### KOHN'S PITCHING RECORD

YEAR	CLUB	W-L	ERA	G	GS	CG	SH	SV	IP	H	R	ER	HR	HB	BB	SO	WP	K/9	BAA
2008	Orem	2-0	1.93	16	0	0	0	0	23.1	11	5	5	1	0	11	44	3	17.0	.134
2009	Cedar Rapids	4-1	2.19	28	0	0	0	6	37.0	20	9	9	1	2	12	60	1	14.6	.161
	Rancho Cucamonga	2-0	0.94	22	0	0	0	3	28.2	13	3	3	0	0	14	43	2	13.5	.141
2010	Arkansas	2-2	2.45	15	0	0	0	3	18.1	12	5	5	0	1	8	25	2	12.3	.194
	Salt Lake	3-2	1.95	26	0	0	0	8	27.2	16	7	6	3	1	17	32	0	10.4	.170
	LOS ANGELES-AL	2-0	2.11	24	0	0	0	1	21.1	17	5	5	0	0	16	20	0	8.4	.227
2011	LOS ANGELES-AL	0-1	7.30	14	0	0	0	1	12.1	14	10	10	6	1	9	9	1	6.6	.280
	Salt Lake	1-3	4.10	46	0	0	0	12	48.1	47	27	22	5	3	20	64	0	11.9	.253
2012									DID NOT PLAY - INJURED										
2013	Salt Lake	0-0	0.00	5	0	0	0	1	4.1	2	0	0	0	0	7	0	14.5	.143	
	LOS ANGELES-AL	1-4	3.74	63	0	0	0	0	53.0	42	22	22	7	3	28	52	4	8.8	.212
2014	LOS ANGELES-AL	2-1	3.04	25	0	0	0	0	23.2	11	9	8	1	2	20	26	3	9.9	.141
	Salt Lake	1-1	4.76	33	0	0	0	8	34.0	28	24	18	6	1	27	33	3	8.7	.228
2015	ATLANTA	0-0	0.00	6	0	0	0	0	4.2	0	0	0	0	0	6	4	0	7.7	.000
	GCL Braves	1-0	0.00	2	1	0	0	0	2.0	1	0	0	0	0	2	0	9.0	.143	
	Gwinnett	0-1	4.50	7	0	0	0	0	10.0	9	5	5	0	0	5	11	0	9.9	.250
2016									DID NOT PLAY - INJURED										
2017	GCL Twins	0-0	1.80	5	4	0	0	0	5.0	2	1	1	0	0	1	7	0	12.6	.125
	Ft. Myers	1-0	0.00	7	0	0	0	1	7.0	5	0	0	0	0	2	10	0	12.9	.192
	Rochester	0-1	9.00	1	0	0	0	0	1.0	1	1	1	1	0	1	1	0	9.0	.333
	Minor League Totals	17-11	2.74	213	5	0	0	42	246.2	167	87	75	17	8	118	339	11	12.4	.193
	American League Totals	5-6	3.67	126	0	0	0	2	110.1	84	46	45	14	6	73	107	8	8.7	.209
	National League Totals	0-0	0.00	6	0	0	0	0	4.2	0	0	0	0	0	6	4	0	7.7	.000
	Major League Totals	5-6	3.52	132	0	0	0	2	115.0	84	46	45	14	6	79	111	8	8.7	.203

### KOHN'S CAREER FIELDING RECORD

POSITION	PCT	G	PO	A	E	TC	DP	PB
Pitcher	.889	132	6	10	2	18	0	—

### HOW TO FIGURE...

**BATTING AVERAGE:** Divide the number of safe hits by the total number of at-bats (at-bats do not include walks, sacrifices, hit by pitch, or times awarded first on obstruction or interference).

**SLUGGING PERCENTAGE:** Divide the total bases of all safe hits by the total number of at-bats.

**ON-BASE PERCENTAGE:** Add the total number of hits, walks and hit by pitch and divide by the total of at-bats, walks, hit-by-pitches and sacrifice flies.

**EARNED RUN AVERAGE:** Multiply the total number of earned runs by nine, then divide the result by the number of innings pitched.

**FIELDING PERCENTAGE:** Divide the total putouts and assists by the total of putouts, assists and errors (total chances).

**CONSECUTIVE HITTING STREAKS:** A consecutive hitting streak shall not be terminated if the plate appearance results in a base on balls, hit batsman, defensive interference, or a sacrifice bunt. A sacrifice fly shall terminate the streak.

**WON-LOST PERCENTAGE:** Divide the number of games won by the total number of games played.





# 72 RYAN LAMARRE

**NON-ROSTER  
INVITE**

**OUTFIELDER**

H/W: 6-1/210      B/T: R/L  
Opening Day Age: 29  
Born: 11/21/1988 in Royal Oak, MI  
Resides: Jackson, MI

Acquired: Signed as minor league free agent, 11/22/17  
M.L. Service: 76 days  
Options Used: 2 of 3  
Contract Status: Signed thru 2018

**PERSONAL:** Ryan Michael LaMarre (pronounced la-MAHR)...Twitter: @RyanLaMarre4...attended Lumen Christi High School in Michigan where he played baseball, football and hockey; played for back-to-back state champion football teams...attended University of Michigan...named 2009 Bill Freehan Award winner, given to club's top hitter...named All-Big 10 Second Team in 2009 and named to All-Big Ten First-Team in 2010.

**2017:**

- Played in third career spring training as an invite with Los Angeles-AL...optioned to Triple-A Salt Lake March 24 where he played 11 games.
- Designated for release or assignment April 18, eventually traded to Oakland for Player to be Named Later and optioned to Triple-A Nashville.
- Recalled by Oakland April 25 and played three games for the A's, going 0-for-7 with one walk...optioned back to Nashville April 30.
- Played 38 games for the Sounds and was released June 21.

**2016:** Played in second career spring training with Boston...spent majority of season with Triple-A Pawtucket...designated for assignment by Boston July 7 and after clearing waivers, was outrighted to Pawtucket July 11...recalled June 18 and appeared in five games with Red Sox...made first professional pitching appearance, throwing 1.0 inning in relief July 2 at Fenway Park against the Angels, allowing no runs and two hits...his .303 average and 10 home runs were both minor league career-bests...signed one-year contract with Los Angeles-AL November 28.

**2015:** Played in first career spring training with Reds as a non-roster invite...spent majority of season with Triple-A Louisville, ranking second on club in doubles (17) and second in stolen bases (11)...contract selected by Cincinnati August 20...made major league debut August 22 vs. Arizona as starting centerfielder going 0-for-5...recorded first major league hit August 23 vs. Arizona, singling off Chase Anderson...appeared in 13 games (5 starts) for the Reds in center, two in left, and one in right...signed with the Red Sox as a minor league free agent December 14.

**2014:** Played just 17 games with Triple-A Louisville (Cincinnati) due to three stints on disabled list, suffering from a right knee sprain in April, and a stress fracture in lower left leg and a sports hernia, suffered in late-May, missing remainder of season...had core muscle hernia surgery June 6...designated for assignment August 12...released August 15, but resigned August 19 to a minor league contract through the 2015 season.

**2013:** Spent majority of season with Double-A Pensacola (Cincinnati), leading the Blue Wahoos in runs (55), triples (tied, 4), and SB (22), and ranking among leaders in games (3rd, 126), hits (3rd, 111), doubles (T-2nd, 19), HR (2nd, 10), total bases (2nd, 168), and walks (2nd, 44)...named Southern League Player of the Week July 15...appeared in two games for Glendale in the Arizona Fall League, going 2-for-5 with a stolen base in two games...added to Reds 40-man roster on November 20.

**2012:** Spent entire season with Double-A Pensacola (Cincinnati)...named Southern League Midseason All-Star...ranked tied for fourth in Reds organization in stolen bases (30) and fifth in the SL...led Blue Wahoos in games (133), runs (68), hits (127), doubles (tied, 22), total bases (170), and walks (60)...following the season, ranked as Reds best defensive outfielder and 21st-best prospect by *Baseball America*...also ranked as the best defensive outfielder and as having the best outfield arm in the Southern League.

**2011:** Spent majority of season with High-A Bakersfield (Cincinnati), ranking second on club in games (117) and runs (78), tied for second in triples (3), and total bases (165)...placed on disabled list with right hamstring strain in late April...combined to steal 55 bases between Bakersfield and Carolina, second in the Reds organization, third in California League...recorded 19 outfield assists with Bakersfield, most among all High-A players...following the season, ranked as Reds best defensive outfielder by *Baseball America* and 14th-best prospect MiLB.com...Cincinnati Organizational All-Star.

**2010:** Combined to hit .276 (70-for-254) with a .361 OBP and 19 SB in 68 games between Single-A Dayton and High-A Lynchburg (Cincinnati)...following the season, ranked as Reds best defensive outfielder and 11th-best prospect by *Baseball America*.

**PROFESSIONAL:** Originally drafted by Cincinnati in second round of 2010 First-Year Player Draft.

**CAREER HIGHS**

Hits: 1, 2x, last 9/6/15 vs. MIL

RBI: - -

HR: - -

GS: - -

SB: - -

Hit-Strike: 1, 2x, last 9/6/15

**WALK-OFF HITS**

None

**MULTI-HR GAMES**

None





### LAMARRE'S PLAYING RECORD

YEAR	CLUB	AVG	G	AB	R	H	2B	3B	HR	RBI	SH	SF	HBP	BB	SO	SB	CS	OBP	OPS
2010	Dayton	.282	60	227	44	64	11	0	5	29	1	2	12	21	53	18	7	.370	.766
	Lynchburg	.222	8	27	2	6	2	0	1	3	0	0	0	2	4	1	1	.276	.683
2011	Bakersfield	.279	117	445	78	124	17	3	6	47	2	6	8	42	97	52	14	.347	.718
	Carolina	.267	5	15	3	4	1	0	0	0	0	0	1	3	3	3	0	.421	.754
2012	Pensacola	.263	133	482	68	127	22	3	5	32	4	2	10	60	119	30	10	.356	.709
2013	Pensacola	.246	126	451	55	111	19	4	10	39	6	3	11	44	93	22	13	.326	.699
	Louisville	.182	3	11	4	2	0	0	0	0	0	0	2	1	1	1	0	.357	.539
2014	Louisville	.200	17	50	6	10	2	0	1	6	1	0	0	8	17	1	1	.310	.610
2015	Louisville	.257	91	300	33	77	17	1	8	18	3	3	5	18	88	11	4	.307	.707
	<b>CINCINNATI</b>	<b>.080</b>	<b>21</b>	<b>25</b>	<b>2</b>	<b>2</b>	<b>0</b>	<b>0</b>	<b>0</b>	<b>0</b>	<b>1</b>	<b>0</b>	<b>0</b>	<b>0</b>	<b>9</b>	<b>0</b>	<b>0</b>	<b>.080</b>	<b>.160</b>
2016	<b>BOSTON</b>	<b>.000</b>	<b>5</b>	<b>5</b>	<b>1</b>	<b>0</b>	<b>0</b>	<b>0</b>	<b>0</b>	<b>0</b>	<b>0</b>	<b>0</b>	<b>0</b>	<b>1</b>	<b>2</b>	<b>0</b>	<b>0</b>	<b>.167</b>	<b>.167</b>
	Pawtucket	.303	86	317	44	96	15	0	10	41	0	5	8	28	80	17	6	.369	.814
2017	Salt Lake	.268	10	41	6	11	1	1	0	7	0	0	1	6	11	4	1	.375	.716
	<b>OAKLAND</b>	<b>.000</b>	<b>3</b>	<b>7</b>	<b>0</b>	<b>0</b>	<b>0</b>	<b>0</b>	<b>0</b>	<b>0</b>	<b>0</b>	<b>0</b>	<b>1</b>	<b>3</b>	<b>0</b>	<b>0</b>	<b>0</b>	<b>.125</b>	<b>.125</b>
	Nashville	.240	41	129	11	31	2	2	0	12	2	1	3	11	47	5	5	.313	.600
<b>Minor League Totals</b>		<b>.266</b>	<b>697</b>	<b>2495</b>	<b>354</b>	<b>663</b>	<b>109</b>	<b>14</b>	<b>46</b>	<b>234</b>	<b>19</b>	<b>22</b>	<b>61</b>	<b>244</b>	<b>613</b>	<b>165</b>	<b>62</b>	<b>.343</b>	<b>.719</b>
<b>Major League Totals</b>		<b>.054</b>	<b>29</b>	<b>37</b>	<b>3</b>	<b>2</b>	<b>0</b>	<b>0</b>	<b>0</b>	<b>0</b>	<b>1</b>	<b>0</b>	<b>0</b>	<b>2</b>	<b>14</b>	<b>0</b>	<b>0</b>	<b>.103</b>	<b>.157</b>

### LAMARRE'S CAREER FIELDING RECORD

POSITION	PCT	G	PO	A	E	TC	DP	PB
Outfielder	.958	22	22	1	1	24	0	—
Pitcher	—	1	0	0	0	0	0	—
<b>Totals</b>	<b>.958</b>	<b>23</b>	<b>22</b>	<b>1</b>	<b>1</b>	<b>24</b>	<b>0</b>	<b>—</b>

### CYCLE PERFORMANCES

#### TWINS

PLAYER	DATE	TEAM	AT-BATS	INN	SCORE	PITCHERS
Rod Carew	5-20-70	at Kansas City	5	9	10-5	Johnson-Fitzmorris
Cesar Tovar	9-19-72	Texas	5	9	5-3	Bosman-Lindblad
Larry Hisle	6-4-76	at Baltimore	5	10	8-6	Alexander-Flanagan
Lyman Bostock	7-24-76	at Chicago-AL	4	9	17-2	Vuckovich-Knapp-Odom
Mike Cubbage	7-27-78	Toronto	4	9	6-3	Clancy-Garvin
Gary Ward	9-18-80	at Milwaukee	4	9	8-9	Caldwell-Cleveland
Kirby Puckett	8-1-86	Oakland	5	9	10-1	Young-Akerfelds
Carlos Gomez	5-7-08	at Chicago-AL	6	9	13-1	Buehrle-Wasserman
Jason Kubel	4-17-09	Los Angeles-AL	5	9	11-9	Moseley-Rodriguez-Bulger
Michael Cuddyer	5-22-09	Milwaukee	5	9	11-3	Parra-DiFelice-Julio

#### OPPONENTS

PLAYER	DATE	TEAM	AT-BATS	INN	SCORE	PITCHERS
Fred Patek	7-9-71	Kansas City	5	9	3-6	Perry
Fred Lynn	5-13-80	at Boston	5	9	5-10	Williams-Verhoeven-Marshall
Paul Molitor	5-15-91	Milwaukee	5	9	2-4	Tapani
Travis Hafner	8-14-03	Cleveland	5	9	3-8	Radke-Baldwin
Adrian Beltre	8-24-12	at Texas	4	9	0-8	Deduno-Waldrup





# 52 ZACK LITTELL



## RIGHT-HANDED PITCHER

H/W: 6-4/220      B/T: R/R  
 Opening Day Age: 22  
 Born: 10/5/1995 in Burlington, NC  
 Resides: Mebane, NC

Acquired: Trade with NY Yankees, 7/30/17  
 M.L. Service: None  
 Options Used: 0 of 3  
 Contract Status: Signed thru 2018

**PERSONAL:** Zack Stuart Littell (pronounced lah-TELL)...Twitter: @z\_littell...2013 graduate from Eastern Alamance High School (NC), where he was a two-sport athlete, also playing tight end on the football team...was committed to play at Appalachian State University before signing with the Mariners in 2013.

### 2017:

- Began season with Single-A Tampa (New York-AL).
- Named Midseason All-Star while at Tampa.
- Promoted to Double-A Trenton June 14 and went 5-0, 2.05 ERA (44.0 IP, 10 ER) in seven starts.
- Acquired by Minnesota along with left-handed pitcher Dietrich Enns on July 30, in exchange for left-handed pitcher Jaime García; assigned to Double-A Chattanooga.
- Combined to go 14-1, 1.89 ERA (114.1 IP, 24 ER) in 20 games (18 starts) between both levels in the Yankee organization prior to trade.
- Made seven starts for the Lookouts in August, going 5-0, 2.81 ERA (41.2 IP, 13 ER).
- Combined to go 19-1, 2.12 ERA (157.0 IP, 37 ER) with 41 walks and 142 strikeouts in 27 games (25 starts) between Tampa, Trenton and Chattanooga.
- MiLB.com Fans' Choice for Best Starting Pitcher while at Chattanooga.

**2016:** Began season with Single-A Clinton (Seattle)...named Midwest League Pitcher of the Week June 6, going 2-0, 0.00 ERA (14.0 IP) with two walks and 17 strikeouts in two starts...promoted to Double-A Bakersfield July 4...named MiLB.com California League Player of the Month for July after going 4-0, 0.84 ERA (32.0 IP, 3 ER) with 25 strikeouts in five starts...named California League Pitcher of the Week August 15 after pitching 7.0 scoreless innings with four hits allowed and seven strikeouts August 17 vs. San Jose...made one postseason start in a Game 2 win in the first round vs. San Jose and struckout 11 batters while allowing just one earned run in 7.1 innings pitched...combined to appear in 28 games (27 starts) between Single-A Clinton and Single-A Bakersfield, going 13-6, 2.66 ERA (165.2 IP, 49 ER)...led Mariners minor leaguers in innings pitched and strikeouts and ranked second in ERA and wins...one of six minor league pitchers to record a sub-3.00 ERA with at least 150 strikeouts...traded from Seattle to New York-AL on November 18, 2016, in exchange for left-handed pitcher James Pazos.

**2015:** Spent season with Single-A Clinton (Seattle)...went 3-6, 3.91 ERA (112.2 IP, 49 ER) in 21 starts for Lumberkings...recorded first career double-digit strikeout game June 6 vs. Bowling Green (6.0 IP, 10 K).

**2014:** Spent entire season at Rookie Pulaski (Seattle), where he went 5-5, 4.52 ERA (69.2 IP, 35 ER) in 13 starts...led Appalachian League in strikeouts (64), ranked second in innings pitched and led Appalachian League starters in walks-per-9.0 IP (1.55).

**2013:** Played first professional season with AZL Mariners, going 0-6, 5.94 ERA (33.1 IP, 22 ER) in 10 games (7 starts).

**PROFESSIONAL:** Originally selected by Seattle in 11th round of 2013 First-Year Player Draft; signed by scout Devitt Moore.

### LITTELL'S PITCHING RECORD

YEAR	CLUB	W-L	ERA	G	GS	CG	SH	SV	IP	H	R	ER	HR	HB	BB	SO	WP	K/9	BAA
2013	AZL Mariners	0-6	5.94	10	7	0	0	1	33.1	39	27	22	2	1	13	28	4	7.6	.291
2014	Pulaski	5-5	4.52	13	13	0	0	0	69.2	75	38	35	3	8	12	64	1	8.3	.275
2015	Clinton	3-6	3.91	21	21	0	0	0	112.2	121	63	49	4	4	30	84	5	6.7	.272
2016	Clinton	5-5	2.76	16	16	2	0	0	97.2	94	35	30	5	4	21	95	2	8.8	.258
	Bakersfield	8-1	2.51	12	11	0	0	0	68.0	64	21	19	3	3	13	61	4	8.1	.246
2017	Tampa	9-1	1.77	13	11	2	0	0	71.1	65	17	14	4	4	15	57	2	7.2	.251
	Trenton	5-0	2.05	7	7	0	0	0	44.0	37	14	10	3	0	8	52	3	10.6	.224
	Chattanooga	5-0	2.81	7	7	0	0	0	41.2	33	16	13	1	5	18	33	3	7.1	.223
	<b>Minor League Totals</b>	<b>40-24</b>	<b>3.21</b>	<b>99</b>	<b>93</b>	<b>4</b>	<b>0</b>	<b>1</b>	<b>538.1</b>	<b>528</b>	<b>231</b>	<b>192</b>	<b>25</b>	<b>29</b>	<b>130</b>	<b>474</b>	<b>24</b>	<b>7.9</b>	<b>.258</b>





# 7 JOE MAUER

## FIRST BASEMAN

H/W: 6-5/225      B/T: L/R  
 Opening Day Age: 34  
 Born: 4/19/1983 in St. Paul, MN  
 Resides: Ft. Myers, FL

Acquired: 1st RD (1st overall), 2001 MLB Draft  
 M.L. Service: 14 years  
 Options Used: 0 of 3  
 Contract Status: Signed thru 2018

**PERSONAL:** Joseph Patrick Mauer...wife, Maddie (Bisanz)...twin daughters, Maren Virginia and Emily Teresa (7/24/13)...2001 graduate of Cretin-Derham Hall (MN) High School where he played baseball, basketball and football...led football team to two straight appearances in the Minnesota Class 5A championship game, winning the state title in 2000...named Gatorade's National Player of the Year, Parade and USA Today Player of the Year, and Reebok/ESPN High School All-American in football...signed letter of intent to play football at Florida State University...was All-State in basketball in junior and senior seasons...tied a national high school baseball record by homering in seven consecutive games...was District V Player of the Year and Gatorade Player of the Year in 2001...was member of Team USA Junior National Team 1998-2000...voted best hitter at the World Tournament in Panama in 2000...became seventh Minnesotan to be selected in first round and first to be selected first overall...donates time and effort in support of Twins Rookie League and R.B.I. programs...is active member of Minnesota Action Team, an expanding national youth volunteer initiative run by the Major League Baseball Players Trust and Volunteers of America...donates time and money in support of renovating and building baseball fields in St. Paul and surrounding areas...participates annually in Twins Winter Caravan...along with his wife, annually donates time and money to the Gillette Children's Hospital...annually hosts Lanes for Friendship, a bowling event that raises money for the Highland Friendship Club.

**CAREER HIGHLIGHTS:** Most major league service time among current Twins entering 2018...enters 2018 as one of three players in baseball with 14-plus seasons with just one team, joining New York-NL's David Wright (2004-17) and St. Louis' Yadier Molina (2004-17)...ranks second on Twins all-time list in doubles (401), intentional walks (140) and walks (888); third in hits (1,986) and runs (954); fourth in games (1,731); fifth in extra-base hits (567) and RBI (875); and 12th in home runs (137)...Twins announced on November 11, 2013 his move from catcher to first base starting in 2014, due to inherent risks of future injury/concussions...named AL MVP in 2009, one of five Twins to ever win the award (Zoilo Versalles in 1965, Harmon Killebrew in '69, Rod Carew in '77 & Justin Morneau in '06)...three-time AL Batting Champion (.347 in 2006, .328 in '08 and .365 in '09)...named AL All-Star in 2006, '08, '09, '10, '12 and '13...earned Rawlings Gold Glove Award at catcher in 2008, '09 and '10...named Louisville Slugger Silver Slugger in 2006, '08, '09, '10 and '13...participated in 2009 State Farm Home Run Derby in St. Louis, hitting five home runs in the first round...one of four Twins to make 12 or more Opening Day starts (Harmon Killebrew, Rod Carew and Kent Hrbek)...named Calvin R. Griffith Award winner for Most Valuable Twin three times (2009, '10 and '13)...named Dick Siebert Award Winner as Upper Midwest Player of the Year (voted by the Twin Cities Chapter of the BBWAA), six times (2006, '08, '09, '10, '12 & '17)...longest tenured player in Twins organization dating back to selection by Twins first overall in 2001 First-Year Player Draft; one of three players ever selected number one overall by Twins: Tim Lincecum in 1983 (did not sign) and Royce Lewis in 2017.

### 2017:

- Made 13th career Opening Day start, fourth straight at first base, tying Harmon Killebrew for most overall in club history (since 1961).
- Hit first career walk-off home run (6,010th career at-bat) May 5 vs. Boston, off Matt Barnes; third career walk-off hit and fourth career walk-off plate appearance (walk in 2016); the homer tied Jackie Jones (132) for 11th on Twins all-time list...passed Jones and moved into 11th place May 28 vs. Tampa Bay.
- Scored 900th career run May 13 at Cleveland.
- Scored 903rd career run May 21 (Game 1) vs. Kansas City, tying Kent Hrbek for fourth on Twins all-time list; scored 904th May 22 at Baltimore, passing Hrbek, placing him alone in fourth.
- Reached safely seven times (4 hits, 3 walks) May 28 vs. Tampa Bay; became second Twin to ever reach base seven-plus times in a game, joining Rod Carew (8 times on May 12, 1972 vs. Milwaukee); in that game, passed Hrbek (838) and moved into second on Twins all-time walks list.
- Hit .346 (28-for-81) with six doubles, three home runs, 11 RBI, 13 walks and a .442 on-base percentage in 22 May games; the .442 on-base percentage ranked fourth in the AL.
- Placed on 10-day disabled list July 5 with a lower back strain; reinstated July 15; first time on disabled list since 2014.
- Played in 1,676th career game July 30 at Oakland, tying Tony Oliva for fourth on Twins all-time list; played in 1,677th game August 1 at San Diego, placing him fourth.
- Recorded 1,917th career hit August 2 at San Diego, tying Tony Oliva for third on Twins all-time list; recorded 1,918th on August 8 vs. Milwaukee, passing Oliva and moving into sole possession of third; that same hit gave him 2,811 career times on base, passing Kirby Puckett and moving into sixth on Twins/Senators franchise list (since 1901).

### CAREER HIGHS

Hits: 5, 5x, last 8/14/13 vs. CLE  
 RBI: 7, 7/26/10 at KC  
 HR: 2, 4x, last 8/18/09 at TEX  
 GS: 4, last 9/17/17 vs. TOR  
 SB: 2, 7/19/05 vs. BAL  
 Hit-Strike: 16, 2x, last 6/19-8/15/14

### WALK-OFF HITS

7/15/07 vs. OAK (1B)  
 7/29/16 vs. CWS (BB\*)  
 9/10/16 vs. CLE (1B)  
 5/5/17 vs. BOS (HR)

### MULTI-HR GAMES

6/30/04 vs. CWS  
 6/24/07 at FLA  
 7/24/09 at LAA  
 8/18/09 at TEX



### TWINS ALL-TIME LEADERS

#### OPENING DAY STARTS

Joe Mauer .....	13
Harmon Killebrew .....	13
Rod Carew .....	12
Kent Hrbek .....	12
Kirby Puckett .....	11
Tony Oliva .....	10



- Committed first error of season August 3 vs. Texas after 1,037 total chances at first base.
- Recorded 28th career four-hit game September 2 at Kansas City, tying Tony Oliva for third-most in club history.
- Recorded 860th career RBI September 2 vs. Kansas City, tying Justin Morneau for fifth on Twins all-time list; passed Morneau with 861st RBI September 8 at Kansas City.
- Hit .340 (71-for-209) from August 1 through the end of the season...hit .336 (36-for-107) in 28 August games and .343 (35-for-102) in 27 September/October games.
- Hit fourth career grand slam September 17 vs. Toronto, his first at home and his first since 2012; at 34 years old, he became the oldest Twin to hit a grand slam since Paul Molitor (40) hit one on April 3, 1997 against Detroit.
- Hit 400th career double September 21 at Detroit; scored 950th career run the same night, tying Rod Carew for third on Twins all-time list; scored 951st September 24 at Detroit, passing Carew and moving into third place.
- Committed just two errors on the season, tied with Justin Smoak for fewest in baseball among first basemen.
- Finished fourth in the AL in on-base percentage (.384) and eighth in batting average (.305)...finished in top 10 in AL in average for seventh time in career.
- Finished over .300 for the eighth time in career, joining Rod Carew (10), Tony Oliva (9) and Kirby Puckett (8) as the only players in club history to hit over .300 eight or more times.
- Given 2017 Dick Siebert Award for Upper Midwest Player of the Year, voted on by the Twin Cities Chapter of the BBWAA; his sixth time winning the award.

**2016:** Made 12th career Opening Day start, third straight at first base, tying Rod Carew and Kent Hrbek for second most in club history, trailing Harmon Killebrew (13)...started the season reaching base safely in first 28 games through May 4, the second longest in Twins history to begin a season (Hrbek, 33 in 1982)...reached in 28 straight again May 17-June 17, the streaks tied for his personal third longest of career...it marked the third time in club history for a player to post multiple streaks of 28-or-longer in the same season, joining Lenny Green (1961) with 28 and 30, and Rod Carew (1977) with 28 and 35...recorded 758th career RBI April 15 vs. Los Angeles-AL, tying Gary Gaetti for seventh on Twins all-time list; recorded 759th April 18 vs. Milwaukee, moving into sole possession of seventh...recorded 1,713rd career hit April 17 vs. Los Angeles-AL, tying Harmon Killebrew for sixth on Twins all-time list; recorded 1,714th April 18 vs. Milwaukee, moving into sole possession of sixth...recorded 132nd career intentional walk April 26 vs. Cleveland, passing Tony Oliva and moving into sole possession of second on Twins all-time list, trailing only Harmon Killebrew (152)...homered in three straight games May 27-29 at Seattle, tying his career-high, previously done May 23-25, 2009...recorded 1,749th career hit May 31 at Oakland, tying Kent Hrbek for fourth on Twins all-time list; recorded 1,750th June 2 vs. Tampa Bay, moving into sole possession of fourth...named AL Player of the Week May 31, after hitting .440 (11-for-25) with seven runs scored, four home runs and seven RBI; his third career AL Player of the Week Award...led the AL in total bases (23), tied for first in homers, second in slugging percentage (.920), and tied second in runs...hit 350th career double June 21 vs. Philadelphia...recorded 800th career walk July 30 vs. Chicago-AL...scored 870th career run August 1 at Cleveland, tying Tony Oliva for fifth on Twins all-time list; scored 871st run August 2 at Cleveland, moving into sole possession of fifth...went 12-for-18 (.667) with five doubles, one triple, one home run, six RBI, eight runs scored and three walks in a four-game series at Cleveland August 1-4; the 12 hits is the most ever for a Twin in a four-game series...reached base safely five times in two different games: August 1 and 3, one short of his career-high of six, done August 10, 2005 at Seattle...named Co-AL Player of the Week with teammate Max Kepler August 8...hit .560 (14-for-25) with eight runs scored, six doubles, a triple, a home run and nine RBI in six games; second weekly award in 2016 (also May 31) and fourth of career...led the AL in batting average, slugging percentage (1.000), on-base percentage (.633), hits and doubles...hit 10th home run August 16 at Atlanta, giving him double-digit home run totals for the sixth time in career...recorded 800th career RBI August 23 vs. Detroit, singling off Anibal Sanchez...hit .337 (31-for-92) with 10 doubles, one triple, two home runs, 14 RBI, 15 runs scored and 13 walks in 24 August games...posted a .419 on-base percentage during the month, sixth best in the AL...hit .295 (31-for-105) with runners in scoring position...finished second on club in games (134), hits (129) and runs (68), tied for third in doubles (22), and tied for fourth in RBI (49)...recorded 79 walks, ninth most in the AL and tied for third most of his career...hit .272 (103-for-378) vs. right-handed pitching and .224 (26-for-116) vs. left-handed pitching...was Twins finalist for the Roberto Clemente Award, given by Major League Baseball and Chevrolet for community service excellence; second time in career (2013).

### TWINS ALL-TIME LEADERS

#### GAMES

1. Harmon Killebrew .....	1,939
2. Kirby Puckett .....	1,783
3. Kent Hrbek .....	1,747
4. Joe Mauer .....	1,731
5. Tony Oliva .....	1,676

**2015:** Made 11th career Opening Day start, second straight at first base; tied with Kirby Puckett for fourth most Opening Day starts in club history, trailing Harmon Killebrew (13), Rod Carew (12) and Kent Hrbek (12)...hit 312th career double April 26 at Seattle, tying Kent Hrbek for third on the Twins all-time list; hit 313th career double April 27 vs. Detroit, passing Hrbek and moving into sole possession of third...recorded 700th career RBI April 29 vs. Detroit...homered in the 13th inning May 20 at Pittsburgh to give Twins an eventual 4-3 victory, his second career extra-innings home run; the home run was the 110th of his career, tying him with Roy Smalley for 12th on Twins all-time list...hit 111th career home run June 5 vs. Milwaukee, passing Smalley and moving into sole possession of 12th...played in 1,361st career game June 16 at St. Louis, tying Gary Gaetti for sixth on Twins all-time list...played in 1,362nd career game June 17 at St. Louis, passing Gaetti and moving into sole possession of sixth...had 32-game Interleague on-base streak snapped June 16 at St. Louis, going 0-for-4; the streak spanned back to May 21, 2013...recorded two RBI August 5 at Toronto, giving him 735 for his career, passing Rod Carew and moving into sole possession of eighth on the Twins all-time list...hit 329th career double July 24 vs. New York-AL, tying Tony Oliva for second on the Twins all-time list; hit 330th August 11 vs. Texas, moving into second place...reached base safely in 43 straight games August 7-September 24, which set a club record and was the fourth longest streak in baseball in 2015...hit .352 (44-for-125) with runners in scoring position, the fourth best in the AL and 11th best in baseball.

**2014:** Started 10th career Opening Day March 31 at Chicago-AL, his first as a first baseman; the 10 Opening Day starts tied with Tony Oliva for fifth most in club history (Killebrew - 13, Carew - 12, Hrbek - 12, Puckett - 11)...recorded 289th and 290th career doubles June 2 at Milwaukee, tying and passing Justin Morneau and moving into sole possession of fifth place on the Twins all-time list...drew 641st career walk June 3 at Milwaukee, tying Bob Allison for third on the Twins all-time list; passed Allison the next day with his 642nd June 4 vs. Milwaukee, moving into sole possession of third...played in 1,234th career game June 9 at Toronto, tying Torii Hunter for ninth on the Twins all-time list; passed Hunter the next day with his 1,235th June 10 at Toronto, moving into sole possession of ninth...played in 1,236th career game the next day June 11 at Toronto, tying Bob Allison for eighth

### TWINS ALL-TIME LEADERS

#### HITS

1. Kirby Puckett .....	2,304
2. Rod Carew .....	2,085
3. Joe Mauer .....	1,986
4. Tony Oliva .....	1,917
5. Kent Hrbek .....	1,749



on Twins all-time list; passed Allison with his 1,237th June 13 at Detroit, moving into sole possession of eighth...was named Major League Baseball All-Star Ambassador, joining Bert Blyleven, Rod Carew, Paul Molitor and Tony Oliva...the role helped generate awareness for all events during All-Star Week, including the 85th MLB All-Star Game (July 15th); Gatorade All-Star Workout Day (July 14th), featuring the Home Run Derby; Taco Bell All-Star Sunday (July 13), including the SiriusXM All-Star Futures Game; the Taco Bell All-Star Legends & Celebrity Softball Game (July 13); and T-Mobile All-Star FanFest at the Minneapolis Convention Center (July 11th-15)...placed on 15-day disabled list July 2 with right oblique strain...went on rehab assignment, playing four games with Single-A Cedar Rapids; reinstated August 11...recorded 300th career double August 11 at Houston...recorded 1,500th career hit two days later August 13 at Houston...became sixth Twin to record 1,500 hits joining Puckett (2,304), Carew (2,085), Oliva (1,917), Hrbek (1,749) and Killebrew (1,713)...drew 111th career intentional walk, passing Kent Hrbek and moving into sole possession of third on the Twins all-time list...played in 1,278th career game September 4 vs. Los Angeles-AL, tying him with Justin Morneau for seventh on the Twins all-time list; played in 1,279th September 5 moving into sole possession of seventh...hit 305th career double September 6 vs. Los Angeles-AL, tying Rod Carew for fourth on the Twins all-time list...hit 306th double September 9 at Cleveland, passing Carew and moving into sole possession of fourth on the Twins all-time list.

**2013:** Played in the World Baseball Classic with Team USA, hitting .429 (9-for-21) with two doubles, one triple, two RBI and four runs scored in six games...started ninth Opening Day as catcher April 1 vs. Detroit...recorded 1,276th career hit April 7 at Baltimore, tying him with Gary Gaetti for sixth on the Twins all-time list; passed Gaetti with his 1,277th April 8 at Kansas City, moving into sole possession of sixth place...recorded 252nd career double April 15 vs. Los Angeles-AL, tying him with Gary Gaetti for seventh on Twins all-time list...passed Gaetti with his 253rd May 5 at Cleveland, moving into sole possession of seventh place...recorded 259th and 260th doubles of career May 10 vs. Baltimore, tying and passing Torii Hunter and moving into sole possession of sixth place on the Twins all-time list...scored three runs May 11 vs. Baltimore, the 646th, 647th and 648th runs of his career; the first tied Gary Gaetti and Cesar Tovar for ninth on the Twins all-time list, the second run passed them and placed him ninth, the third run tied him with Bob Allison for eighth on the Twins all-time list...passed Allison with 649th May 13 vs. Chicago-AL and moved into sole possession of eighth place...was intentionally walked May 13 vs. Chicago-AL, the 99th of his career, tying Rod Carew for fifth most in Twins history...drew 100th May 21 at Atlanta...hit 100th career home run June 8 at Washington, a solo shot off Gio Gonzalez...scored 672nd career run June 23 at Cleveland, tying him with Torii Hunter for seventh on the Twins all-time list...passed Hunter with his 673rd June 25 at Miami...named starting catcher on the American League All-Star team, his sixth appearance and fourth start, compiling 5,443,856 votes; he batted eighth and went 1-for-2, singling off Cliff Lee...placed on Paternity List July 24-29 and traveled back to Minnesota for the birth of his twin daughters Maren Virginia and Emily Teresa, who were born two minutes apart, beginning at 3:05 a.m. July 24...placed on 7-day disabled list August 20 with concussion-like symptoms, after suffering multiple foul balls to the mask August 19 vs. New York-NL, missed the Twins final 39 games...ranked third in baseball in batting average (.324) with a minimum of 400 at-bats; his .404 on-base percentage ranked sixth in baseball...hit .291 (78-for-268) with two strikes, the highest in baseball and fourth highest in Twins history...was Twins finalist for the Roberto Clemente Award, given by Major League Baseball and Chevrolet for community service excellence...won fifth Louisville Slugger Silver Slugger Award, one of seven Twins to ever win the award...given the Calvin R. Griffith Award for Most Valuable Twin voted by the Twin Cities Chapter of the BBWAA, his third time winning the award...ranked by *Baseball America* in its annual tools survey as the third-best hitter in the AL (Miguel Cabrera and Mike Trout), second best strike zone judgment (Cabrera), and third best defensive catcher (Salvador Perez and Matt Wieters)...on November 11, it was announced that he would be moving from catcher to first base starting in 2014 due to inherent risks of future injury.

**2012:** Was Twins Opening Day catcher for eighth time in career...recorded 1,164th and 1,165th career hits June 17 vs. Milwaukee, tying and passing Cesar Tovar (1,164) and moving into ninth place on the Twins all-time hit list...hit 232nd career double June 24 at Cincinnati, tying Harmon Killebrew for ninth on the Twins all-time list...passed Killebrew and moved into sole possession of ninth with his 233rd career double June 29 vs. Kansas City...selected as reserve on American League All-Star team, marking his fifth selection...finished second in voting among AL catchers (2,922,422) behind the Rangers Mike Napoli (4,317,718)...played 2.0 innings at first base and went 1-for-1 with a single...led American League in on-base percentage (.416) at All-Star break and ranked sixth in batting average (.326)...recorded 1,197th and 1,198th career hits July 17 vs. Baltimore, tying and passing Chuck Knoblauch (1,197), moving into sole possession of eighth place on Twins all-time list...that game also marked his 1,000th major league game...drew 513th career walk July 20 at Kansas City, tying Chuck Knoblauch for sixth on Twins all-time list...passed Knoblauch with 514th career walk July 22 at Kansas City, moving into sole possession of sixth place...hit 239th career double August 6 at Cleveland, tying him with Michael Cuddyer for eighth on Twins all-time doubles list...passed Cuddyer and moved into sole possession of eighth place with his 240th double August 10 vs. Tampa Bay...recorded 1,218th career hit August 10 vs. Tampa Bay, tying him with Torii Hunter for seventh on Twins all-time hits list...passed Hunter and moved into sole possession of seventh place with 1,219th hit August 12 vs. Tampa Bay...caught 831st career game August 24 at Texas, tying him with Earl Battey for most games caught in Twins history...passed Battey with his 832nd game and moved into sole possession of first place August 27 vs. Seattle...recorded 549th career walk September 28 vs. Detroit, tying him with Roy Smalley for fifth place on the Twins all-time walks list...passed Smalley and moved into sole possession of fifth place with his 550th September 29 vs. Detroit...tied single-season career-high drawing 84th walk September 28 vs. Detroit; set single-season career-high drawing 85th walk September 29 vs. Detroit...finished first in baseball with .416 on-base percentage and tied for third in AL in times on base (266); reached base four-plus times in 11 games...ranked first in baseball in three-hit games (23) and fourth among American League batters in batting average (.319) and walks (90)...ranked third in AL and fifth in baseball in batting average with runners in scoring position (.372)...was only player in baseball with 30-plus doubles, 80-plus RBI, 80-plus runs, 90-plus walks, 300-plus batting average and 400-plus on-base percentage...was one of two players in baseball with 90-plus walks (90) and less than 90 strikeouts (88), the other being Joey Votto (94 walks, 85 strikeouts)...rated best strike zone judgment and second best defensive catcher in American League by *Baseball America*'s annual best tools survey...finalist (Twins representative) for the Hank Aaron Award, recognizing the most outstanding offensive performer in each league...named to 2013 USA roster for World Baseball Classic.

**2011:** Was Twins Opening Day catcher for seventh time in career, marking the most ever by a Twins catcher, passing Butch Wynegar, who started six (1976-80, 82)...placed on the 15-day disabled list with bilateral leg weakness April 14...reinstated June 17...played first career game at first base, going 3-for-5 with two RBI July 7 vs. Chicago-AL...recorded 448th career walk, tying him with Tony Oliva for eighth on Twins all-time list July 23 vs. Detroit...passed Oliva and moved into sole possession of eighth place with 449th career walk July 27 at Texas...recorded 450th career walk July 28 at Texas, tying him with Kirby Puckett for seventh place on Twins all-time list...passed Puckett and moved into sole possession of seventh place with 451st career walk July 29 at Oakland...recorded 210th career double, tying Chuck Knoblauch for 10th on Twins all-time list, August 8 vs. Boston...moved into sole possession of 10th on the list with 211th career double August 10 vs. Boston...made first major league start in rightfield August 18 vs. New York-AL...caught 759th career game August 4 at Los Angeles-AL, tying Butch Wynegar for second on the Twins all-time list for most games caught...caught 760th career game, surpassing Wynegar, August 5 vs. Chicago-AL, and moving into sole possession of second place...recorded 85th career intentional walk, tying Kirby Puckett for fifth on the Twins all-time list, July 29 at Oakland...moved into sole possession of fifth place on the list with 86th career intentional walk September 7 vs. Chicago-AL...placed on 15-day disabled list with pneumonia, ending his season September 22...named second best defensive catcher in the American League by *Baseball America* behind Baltimore's Matt Wieters.

**2010:** Was Twins Opening Day catcher for sixth time...hit first double at Target Field by a Twins player (second inning off Jon Lester) April 12 vs. Boston...

## MLB ACTIVE LEADERS

### ON-BASE PERCENTAGE

1. Joey Votto.....	428
2. Mike Trout.....	410
3. Paul Goldschmidt.....	399
4. Miguel Cabrera.....	395
5. Joe Mauer.....	391



caught 657th career game June 16 vs. Colorado, tying Tim Laudner for third place on Twins all-time list...passed Laudner on June 18 at Philadelphia, catching 658th career game...voted American League's starting catcher in 2010 All-Star Game for third time in career (4th career All-Star appearance); went 0-for-2 in the game with fly out and reaching on an error...amassed 5,372,606 votes, marking third most votes all-time, trailing only Ken Griffey Jr. (6,079,688) in 1994 and Albert Pujols (5,397,374) in 2009...became first catcher to be MLB's overall top vote-getter since Ivan Rodriguez of Texas in 2000...joined Rod Carew (1975, 77-78) as only other Twin to lead baseball in votes...tied Cesar Tovar for 11th on club's all-time doubles list with his 193rd July 31 vs. Seattle...passed Tovar August 5 and moved into sole possession of 11th place with 194th career double-August 5 at Tampa Bay...played in 800th career game August 13 vs. Oakland...named Pepsi's clutch performer for month of August after batting .380 (35-for-92) with seven doubles, two home runs, 16 RBI and 17 runs scored in 26 games...scored 500th career run September 7 vs. Kansas City...became 15th Twins player in club history with 500-plus runs...tied Bob Allison for 12th on club's all-time hits list with 999th career hit September 12 at Cleveland...recorded 1,000th career hit, a first-inning single off John Danks, September 14 at Chicago-AL...the hit also passed Bob Allison on Twins all-time hits list, moving him into sole possession of 12th place...hit 200th career double, becoming one of 11 Twins in club history with 200-plus doubles, September 16 at Chicago-AL...hit 43rd double, placing him second on baseball's all-time list for doubles by a catcher in one season (Ivan Rodriguez, 47 in 1996) October 3 vs. Toronto...passed Brian Harper's 1990 total of 42, moving into first on Twins all-time single-season doubles list for a catcher...was one of just four players in baseball with 40-plus doubles and a .320-plus batting average (Carlos Beltran, New York-NL; Miguel Cabrera, Detroit; and Josh Hamilton, Texas)...became just fourth Twin to post those numbers — Paul Molitor in 1996, Tony Oliva in 1964 and 65 and Kirby Puckett in 1988 and 89...awarded third consecutive Rawlings Gold Glove...won fourth Louisville Slugger Silver Slugger Award (3rd consecutive)...finished eighth in American League MVP voting with 97 points, including two third-place votes...named to *Baseball America's* major league All-Star team...ranked by *Baseball America* as the American League's best defensive catcher, second best overall hitter (Detroit's Miguel Cabrera) and second best strike-zone judgment (Boston's Kevin Youkilis) in their annual tools survey...was given the Dick Siebert Award for Upper Midwest Player of the Year and the Calvin R. Griffith Award for Most Valuable Twin by the Twin Cities Chapter of the BBWAA.

**2009:** Missed all of April on the 15-day disabled list due to inflammation of the right sacroiliac joint (April 2-30)...earned American League Player of the Week honors May 18-24...finished May with 11 home runs and 32 RBI, the first time in Twins history a player has reached 11 home runs and 30 RBI in same month...only other player in franchise history to accomplish the feat was Harmon Killebrew, who hit 13 home runs and drove in 37 runs in August 1960 with the Washington Senators...his 32 RBI set a Twins record for the month of May...earned American League Player of the Month honors for May after batting .414 (41-for-99) with seven doubles, one triple, 11 home runs, 19 walks, 32 RBI, 27 runs scored and recording an on-base percentage of .500 and a slugging percentage of .838...his .373 first-half average was sixth highest in Twins pre-All-Star break history...selected to third All-Star game and voted by the fans as the starting catcher for the second straight season (in St. Louis)...went 1-for-3 in the All-Star game with a run scored and a game-tying RBI-double in the fifth inning...participated in State Farm Home Run Derby over the break, hitting five home runs and did not advance...won third American League batting title, becoming one of just 10 players in major league history to win three-or-more batting titles, and the first to win back-to-back batting titles since Nomar Garciaparra of Boston in 1999 and 2000...finished ninth in the American League in multi-hit games (55) and first in three-hit games (23)...led American League with .365 batting average, .444 on-base percentage and .587 slugging percentage...only 12 players have ever led the American League in all three, with the last being Kansas City's George Brett in 1980...of the 12 AL players to do it, 10 are in the Baseball Hall of Fame (Ted Williams, 5 times; Ty Cobb, 3; Napolean Lajoie, 2; and George Stone, Tris Speaker, Babe Ruth, Lou Gehrig, Jimmie Foxx, Frank Robinson, Carl Yastrzemski, Fred Lynn and George Brett, 1)...no catcher in either league had ever led in all three categories at the end of a season before Mauer...named *Baseball America's* Player of the Year and MLB Players Choice Award's American League Most Outstanding Player...was given the Calvin R. Griffith Award for Most Valuable Twin and the Dick Siebert Award for Upper Midwest Player of the Year by the Twin Cities chapter of the BBWAA...was given his second Rawlings Gold Glove Award...won Louisville Slugger Silver Slugger Award...was named the American League's Most Valuable Player, becoming the fifth player in club history to win the award (Zoilo Versalles, 1965; Harmon Killebrew, 1969; Rod Carew, 1977; and Justin Morneau, 2006)...became the first catcher to win the AL MVP since Ivan Rodriguez with Texas in 1999.

**2008:** Finished first-half third in AL in batting (.322) behind Ian Kinsler (.337) of Texas and Justin Morneau (.323)...became first Twins catcher to start an All-Star Game July 15 at New York-AL, going 1-for-1 with a walk...his .362 batting average with runners in scoring position ranked seventh in American League...finished season four points ahead of Dustin Pedroia (Boston) to win his second batting title in three years (2006)...it was 13th American League batting title won by a Minnesota Twin in 48-year existence of team as he joined Tony Oliva and Rod Carew as only Twins who have won multiple titles...joined Buddy Myer (Washington, 1935) and Joe Cronin (Washington, 1931) as only players in franchise history to hit over .300, score over 95 runs, record 30-plus doubles, drive in 80-plus runs and walk 80-plus times in a single season...was given the Dick Siebert Award for Upper Midwest Player of the Year and the Carl R. Pohlad Community Service Award by the Twin Cities chapter of the BBWAA...won first Rawlings Gold Glove Award, becoming second Twins catcher to win the award (Earl Battey in 1961 and 62)...became first American League player to win batting title and Gold Glove in same season since Ichiro Suzuki (Seattle) in 2004...won Louisville Slugger Silver Slugger Award.

**2007:** Disabled with strained left quadriceps May 6-June 8...began rehab assignment at Single-A Ft. Myers June 6...hit first career grand slam June 29 at Detroit...hit inside-the-park home run July 21 vs. Los Angeles-AL.

**2006:** Named American League Player of the Week June 5-11...named AL Player of the Month for June...selected to first career All-Star team July 11 at Pittsburgh...was intentionally walked 21 times, second highest single-season total by a Twin (Killebrew, 23 in 1970)...finished season hitting .347 and won the AL batting title...became first AL catcher to win batting title and at 23, the youngest batting champ since Alex Rodriguez (21) in 1996...the last catcher to win batting title was Ernie Lombardi in 1942 with the Boston Braves...won Dick Siebert Award for Upper Midwest Player of the Year, by the Twin Cities chapter of the BBWAA...won Louisville Slugger Silver Slugger Award.

**2005:** Led Twins in batting (.294) and walks (61), tied for lead in intentional walks (12), second in hits (144) and multi-hit games (41), tied for second in stolen bases (13), and third in doubles (26).

**2004:** Made major league debut and singled off Rafael Betancourt for first big league hit April 5 vs. Cleveland...disabled with medial meniscus tear in left knee April 7-June 2...had surgery to remove meniscus in left knee April 8...hit first major league homer off Esteban Yan June 6 vs. Detroit...disabled for remainder of season with sore left knee July 19...won Bill Boni Award as Twins Outstanding Rookie, awarded by the Twin Cities chapter of the BBWAA...ranked top prospect in the Twins organization by *Baseball America* entering the 2005 season.

**2003:** Named Twins minor league Player of the Week May 24-30...played in Florida State League All-Star Game...played for United States team in the Futures Game at U.S. Cellular Field in Chicago...named Twins minor league Player of the Month for July...named Topps Eastern League Player of the Month for July...led both Florida State League and Eastern League in throwing out runners attempting to steal...led Twins minor league players in hits (172), second in RBI (85), and fourth in walks (49)...selected to Florida State League Postseason All-Star team...rated best hitting prospect and best defensive catcher in Florida State League by *Baseball America*...named to *Baseball America's* minor league All-Star team and All-Defensive Team...rated best prospect in Eastern League and Florida State League...named Teenager of the Year by Sportsticker...named minor league Player of the Year by *Baseball America* and Sportsticker...won Sherry Robertson Award as Twins minor league Player of the Year...played for Team USA in Olympic Qualifying Tournament in Panama...ranked top prospect in the Twins organization by *Baseball America* entering the 2004 season.



**2002:** Selected to Midwest League All-Star team June 18 at Lansing...disabled for remainder of season after surgery to repair hernia August 30...named to Sportsticker's Midwest League All-Teen team and Midwest League Postseason All-Star team...named to Topps Single-A All-Star Team...rated top minor league catching prospect, second best arm strength, third best receiving skills and best defensive catcher in Midwest League by *Baseball America*...selected to Low Single-A All-Star team by *Baseball America*...ranked top prospect in the Twins organization by *Baseball America* entering the 2003 season.

**2001:** Named Twins minor league Player of the Week, going 14-for-29 (.483) August 26-September 1...named Twins minor league Player of the Month for August, going 44-for-107 (.411)...rated as top prospect in Appalachian League and top minor league catching prospect by *Baseball America*.

**PROFESSIONAL:** Selected by Twins first overall in 2001 First-Year Player Draft; signed by scout Mark Wilson.

### MAUER'S PLAYING RECORD

YEAR	CLUB	AVG	G	AB	R	H	2B	3B	HR	RBI	SH	SF	HBP	BB	SO	SB	CS	OBP	OPS
2001	Elizabethton	.400	32	110	14	44	6	2	0	14	0	0	1	19	10	4	0	.492	.983
2002	Quad City	.302	110	411	58	124	23	1	4	62	0	2	2	61	42	0	0	.393	.785
2003	New Britain	.341	73	276	48	94	17	1	4	41	0	4	5	25	25	0	0	.400	.853
	Ft. Myers	.335	62	233	25	78	13	1	1	44	0	3	1	24	24	3	0	.395	.807
2004	Ft. Myers	.667	2	6	0	4	0	0	0	2	0	0	0	2	2	0	0	.750	1.417
	Rochester	.316	5	19	1	6	3	0	0	2	0	1	0	1	4	0	0	.333	.807
	MINNESOTA	.308	35	107	18	33	8	1	6	17	0	3	1	11	14	1	0	.369	.939
2005	MINNESOTA	.294	131	489	61	144	26	2	9	55	0	3	1	61	64	13	1	.372	.783
2006	MINNESOTA	.347	140	521	86	181	36	4	13	84	0	7	1	79	54	8	3	.429	.936
2007	Ft. Myers	.000	1	3	0	0	0	0	0	0	0	0	0	0	0	0	0	.250	.250
	MINNESOTA	.293	109	406	62	119	27	3	7	60	2	3	3	57	51	7	1	.382	.808
2008	MINNESOTA	.328	146	536	98	176	31	4	9	85	1	11	1	84	50	1	1	.413	.864
2009	Ft. Myers	.400	5	15	2	6	2	0	0	4	0	1	0	2	1	0	0	.444	.977
	MINNESOTA	.365	138	523	94	191	30	1	28	96	0	5	2	76	63	4	1	.444	1.031
2010	MINNESOTA	.327	137	510	88	167	43	1	9	75	0	6	3	65	53	1	4	.402	.871
2011	Ft. Myers	.261	7	23	3	6	2	0	1	6	0	0	1	3	1	0	0	.370	.848
	MINNESOTA	.287	82	296	38	85	15	0	3	30	0	2	3	32	38	0	0	.360	.728
2012	MINNESOTA	.319	147	545	81	174	31	4	10	85	1	3	2	90	88	8	4	.416	.862
2013	MINNESOTA	.324	113	445	62	144	35	0	11	47	0	2	0	61	89	0	1	.404	.880
2014	Cedar Rapids	.400	4	15	2	6	0	0	0	0	0	0	0	0	0	1	0	.400	.800
	MINNESOTA	.277	120	455	60	126	27	2	4	55	0	2	1	60	96	3	0	.361	.732
2015	MINNESOTA	.265	158	592	69	157	34	2	10	66	1	5	1	67	112	2	1	.338	.718
2016	MINNESOTA	.261	134	494	68	129	22	4	11	49	0	2	1	79	93	2	0	.363	.752
2017	MINNESOTA	.305	141	525	69	160	36	1	7	71	0	3	3	66	83	2	1	.384	.801
	Minor League Totals	.331	301	1111	153	368	66	5	10	176	0	11	10	138	110	7	0	.406	.833
	Major League Totals	.308	1731	6444	954	1986	401	29	137	875	5	57	23	888	948	52	18	.391	.834

### MAUER'S CAREER FIELDING RECORD

POSITION	PCT	G	PO	A	E	TC	DP	PB
Catcher	.995	920	5831	323	30	6184	39	40
First Base	.996	513	4240	315	16	4571	425	—
Outfield	1.000	1	3	0	0	3	0	—
Totals	.996	1,434	10,074	638	46	10,758	464	40

### MAUER'S WILD CARD GAME RECORD

YEAR	OPPONENT	AVG	G	AB	R	H	2B	3B	HR	RBI	SH	SF	HBP	BB	SO	SB	CS	OBP	OPS
2017	New York-AL	.200	1	5	0	1	0	0	0	0	0	0	0	0	0	0	0	.200	.400

### MAUER'S DIVISION SERIES RECORD

YEAR	OPPONENT	AVG	G	AB	R	H	2B	3B	HR	RBI	SH	SF	HBP	BB	SO	SB	CS	OBP	OPS
2006	Oakland	.182	3	11	0	2	0	0	0	0	0	0	0	1	0	0	0	.250	.432
2009	New York-AL	.417	3	12	1	5	1	0	0	1	0	0	0	2	4	0	0	.500	1.000
2010	New York-AL	.250	3	12	0	3	0	0	0	0	0	0	0	1	3	0	0	.250	.558
	Division Series Totals	.286	9	35	1	10	1	0	0	1	0	0	0	4	7	0	0	.359	.673

### MAUER'S ALL-STAR GAME RECORD

YEAR	HOST	AVG	G	AB	R	H	2B	3B	HR	RBI	SH	SF	HBP	BB	SO	SB	CS	OBP	OPS
2006	Pittsburgh	.000	1	2	0	0	0	0	0	0	0	0	0	0	1	0	0	.000	.000
2008	New York-AL	1.000	1	1	0	1	0	0	0	0	0	0	0	1	0	0	0	1.000	2.000
2009	St. Louis	.333	1	3	1	1	1	0	0	1	0	0	0	0	0	0	0	.333	1.000
2010	Los Angeles-AL	.000	1	2	0	0	0	0	0	0	0	0	0	0	0	0	0	.000	.000
2012	Kansas City	1.000	1	1	0	1	0	0	0	0	0	0	0	0	0	0	0	1.000	2.000
2013	New York-NL	.500	1	2	0	1	0	0	0	0	0	0	0	0	0	0	0	.500	1.000
	All-Star Game Totals	.364	6	11	1	4	1	0	0	1	0	0	0	1	1	0	0	.417	.871

### MAUER'S WORLD BASEBALL CLASSIC RECORD

YEAR	CLUB	AVG	G	AB	R	H	2B	3B	HR	RBI	SH	SF	HBP	BB	SO	SB	CS	OBP	OPS
2013	USA	.429	6	21	4	9	2	1	0	2	0	0	0	5	4	0	0	.538	1.158





# 65 TREVOR MAY



## RIGHT-HANDED PITCHER

H/W: 6-5/240      B/T: R/R  
Opening Day Age: 28  
Born: 9/23/1989 in Longview, WA  
Resides: Kelso, WA

Acquired: Trade with PHI, 12/6/12  
M.L. Service: 3 years, 51 days  
Options Used: 2 of 3  
Contract Status: Signed thru 2018

**PERSONAL:** Trevor J. May...Twitter: @trevmay65...2008 graduate of Kelso (WA) High School where he was a valedictorian...went 11-1 his senior year to help team to the Class 3A state championship game...enjoys DJing and streaming video games in spare time...participated in Twins Winter Caravan in 2016 and '17.

**CAREER HIGHLIGHTS:** Underwent "Tommy John" surgery in March of 2017...starting pitcher throughout professional career but moved to bullpen for most of 2015 and into 2016...selected to play in SiriusXM Futures Game at Target Field in 2014 but did not pitch (injury)...in 2014, finished third in Twins organization in strikeouts (138), behind Phil Hughes (186) and Alex Meyer (153)...ranked ninth-best prospect and best changeup in Twins system by *Baseball America* entering 2015, and eighth-best prospect and best changeup in the Twins system by *Baseball America* entering 2014...acquired by Twins from Philadelphia at Winter Meetings in December of 2012 along with pitcher Vance Worley in exchange for outfielder Ben Revere...originally Philadelphia's fourth round pick in 2008 First-Year Player Draft.

### 2017:

- ☛ Diagnosed with torn ulnar collateral ligament in right elbow March 11.
- ☛ Underwent "Tommy John" surgery March 22 and missed the entire season.
- ☛ Officially placed on 60-day disabled list March 22.

**2016:** Made Twins Opening Day roster for first time in career...posted a 1.89 ERA (19.0 IP, 4 ER) with opponents hitting .181, eight walks and 27 strikeouts, through May 10...ranked second in baseball in strikeouts (40) among relievers through games of June 1, trailing only New York-Al's Dellin Betances (47)...placed on 15-day disabled list June 10 with low back spasms...pitched in four games for Triple-A Rochester on rehab assignment; returned from rehab assignment and reinstated July 5...appeared in 100th career game August 4 at Cleveland...placed back on 15-day disabled list August 10 with low back strain; reinstated September 9 but made just one more appearance before placed back on disabled list September 12, ending his season...held left-handed hitters to a .153 (9-for-59) batting average with Minnesota and right-handed hitters to a .275 (30-for-109) average...posted a strikeout-per-9.0 innings pitched ratio of 12.66, seventh best in the AL and 10th in baseball (minimum of 40.0 IP).

**2015:** Played in third career Twins spring training and was optioned to Triple-A Rochester March 28...was slated to be Triple-A Rochester third starter but was recalled by Minnesota on April 11 when Ricky Nolasco was placed on DL with right elbow inflammation...made start in Home Opener April 13 vs. Kansas City, allowing five runs on eight hits in 5.1 innings pitched with one walk and four strikeouts and was issued the loss...pitched 7.0 shutout innings with two hits allowed, no walks and nine strikeouts, which tied a season-high (previous May 23 at Chicago-AL) June 3 at Boston...moved to the bullpen upon Ervin Santana's reinstatement from the 80-day restricted list in beginning of July; had gone 4-7, 4.37 ERA (80.1 IP, 39 ER) with 18 walks and 71 strikeouts in 15 starts...held opponents scoreless in 14 consecutive relief appearances (13.0 IP) from July 25-August 28...recorded six holds from August 21 through the end of the season, the most on the Twins in that span...went 4-8, 4.43 ERA (83.1 IP, 41 ER) with 18 walks and 73 strikeouts in 16 starts and 4-1, 2.87 ERA (31.1 IP, 10 ER) with eight walks and 37 strikeouts in 32 relief appearances...led all AL rookies in strikeouts-per-walk (4.23) with a minimum of 100.0 IP and ranked fourth in strikeouts (110), tied for seventh in games (48) and tied for ninth in holds (7).

**2014:** Optioned to Triple-A Rochester from Twins spring training March 9...selected to pitch in SiriusXM Futures Game at Target Field, replacing St. Louis prospect Marco Gonzalez (recall)...placed on 7-day disabled list June 26 with right calf strain (suffered June 21 at Buffalo); could not play in Futures Game (replaced by teammate Alex Meyer)...reinstated July 13 and made four starts for the Red Wings before being recalled August 9...made major league debut in a start August 9 at Oakland, allowing four runs on three hits and seven walks in 2.0 innings pitched, being dealt the loss...earned first major league win September 3 vs. Chicago-AL, allowing three runs on six hits in 5.0 innings pitched, with one walk and six strikeouts as the Twins won 11-4...set season and career-high with 10 strikeouts (6.0 IP) September 14 at Chicago-AL; eighth different rookie in club history to record double-digit strikeouts; 12th different time, and first since Matt Garza in 2007...combined to go 11-12, 4.44 ERA (144.0 IP, 71 ER) with 61 walks and 138 strikeouts between Rochester and Minnesota...finished third in the organization in strikeouts (138), behind Phil Hughes (186) and Alex Meyer (153)...ranked ninth best prospect and best changeup in Twins system by *Baseball America* entering 2015.

**2013:** Pitched in first Twins major league spring training and optioned March 11...named Twins minor league Player of the Week for June 21, tossing 7.2 shutout innings with four hits allowed, one walk and nine strikeouts, earning the win June 18 at Erie...named to Eastern League All-Star East team but did not play...led the Eastern League in strikeouts (159), tied for first in starts (27) and ranked fifth in innings pitched (151.2)...led the Rock Cats in wins (9)...played in the Arizona Fall League with Glendale Desert Dogs, going 0-2, 3.21 ERA (14.0 IP, 5 ER) with four walks and 12 strikeouts in nine games (1 start)...named eighth best prospect and best changeup in the Twins system by *Baseball America* entering 2014.

### CAREER HIGHS

IP: 7.0, 2x, last 6/3/15 at BOS  
SO: 10, 9/14/14 at CWS  
Walks: 7, 8/9/14 at OAK  
CG: --  
Low-Hit CG: --  
Win-Streak: 4, 7/6-8/7/15





**2012:** Led the Eastern League in strikeouts (151), was tied for first in starts (28), tied for eighth in wins (10), and 10th in innings (149.2)...struck out seven-plus batters in nine of 28 starts and eight-plus in four starts; averaged 9.1 strikeouts-per-9.0 innings pitched...acquired by Twins via trade with Philadelphia along with pitcher Vance Worley, in exchange for outfielder Ben Revere December 12.

**2011:** Named Phillies Pitcher of the Week May 30-June 5...named Phillies minor league Pitcher of the Month for June, going 2-2, 1.50 ERA (30.0 IP, 5 ER) with 13 walks and 40 strikeouts in five starts...named to Florida State League All-Star team and earned the win (1.0 IP)...named FSL Pitcher of the Week twice...struck out 208 batters in 151.1 IP (12.37 K/9.0 IP), third-most in all of minor league baseball...led the Florida State League in strikeouts and shutouts (2), tied for second in complete games (3) and starts (27), and ranked third in innings pitched (151.1)...given Paul Owens Award as best pitcher in the Phillies minor league system...named the top prospect in the Phillies minor league system by *Baseball America* entering 2012.

**2010:** Selected as a Florida State League Midseason All-Star...named Phillies minor league Pitcher of the Week July 26-August 1...named the fifth best prospect in the Phillies minor league system by *Baseball America* entering the 2011 season.

**2009:** Named Phillies minor league Pitcher of the Week August 31-September 7...averaged 11.06 strikeouts-per-9.0 IP...held opponents to a .211 batting average...went 1-0, 0.00 ERA (11.0 IP) with 11 strikeouts in two postseason starts.

**2008:** Began professional career with the GCL Phillies...participated in Florida Instructional League.

**PROFESSIONAL:** Selected by Philadelphia in fourth round of 2008 First-Year Player Draft; signed by Dave Ryles.

### MAY'S PITCHING RECORD

YEAR	CLUB	W-L	ERA	G	GS	CG	SH	SV	IP	H	R	ER	HR	HB	SO	WP	K/9	BAA	
2008	GCL Phillies	1-1	3.75	5	2	0	0	0	12.0	11	7	5	0	1	7	11	1	8.3	.256
2009	Lakewood	4-1	2.56	15	15	0	0	0	77.1	58	24	22	3	2	43	95	6	11.1	.211
2010	Clearwater	5-5	5.01	16	14	0	0	0	70.0	53	41	39	7	5	61	90	9	11.6	.212
	Lakewood	7-3	2.91	11	11	0	0	0	65.0	51	22	21	3	1	20	92	5	12.7	.214
2011	Clearwater	10-8	3.63	27	27	3	2	0	151.1	121	65	61	8	5	67	208	8	12.4	.221
2012	Reading	10-13	4.87	28	28	0	0	0	149.2	139	87	81	22	11	78	151	8	9.1	.249
2013	New Britain	9-9	4.51	27	27	2	2	0	151.2	149	79	76	14	8	67	159	7	9.4	.256
2014	Rochester	8-6	2.84	18	18	1	1	0	98.1	75	33	31	4	0	39	94	2	8.6	.209
	MINNESOTA	3-6	7.88	10	9	0	0	0	45.2	59	41	40	7	2	22	44	3	8.7	.314
2015	MINNESOTA	8-9	4.00	48	16	0	0	0	114.2	127	53	51	11	4	26	110	4	8.6	.279
2016	Rochester	0-1	2.45	4	0	0	0	1	3.2	1	1	1	0	1	1	6	1	14.7	.083
	MINNESOTA	2-2	5.27	44	0	0	0	0	42.2	39	26	25	7	2	17	60	10	12.7	.232
2017	MINNESOTA	DID NOT PLAY - INJURED																	
Minor League Totals		54-47	3.89	151	142	6	5	1	779.0	658	359	337	61	34	383	906	47	10.5	.230
Major League Totals		13-17	5.14	102	25	0	0	0	203.0	225	120	116	25	8	65	214	17	9.5	.277

### MAY'S CAREER FIELDING RECORD

POSITION	PCT	G	PO	A	E	TC	DP	PB
Pitcher	.864	102	7	12	3	22	0	—

### MAY'S BATTING RECORD

BATTING	AVG	AB	R	H	2B	3B	HR	RBI	SH	SF	HBP	BB	SO	SB	OBP	OPS
Career	.000	3	0	0	0	0	0	0	0	0	0	0	3	0	.000	.000

### TRADING REGULATIONS

Trade assignment waivers are required for any assignment of a player from a major league club to another major league club during the period commencing 4 p.m. (EST) on August 1 and ending at the close of the championship season. Trade assignment waivers may not be obtained between the close of a championship season and 4 p.m. (EST) on the following July 31.





# 49 ADALBERTO MEJIA



## LEFT-HANDED PITCHER

H/W: 6-3/210      B/T: R/L  
Opening Day Age: 24  
Born: 6/20/1993 in Bonao, DR  
Resides: Bonao, DR

Acquired: Trade with SF, 7/28/16  
M.L. Service: 151 days  
Options Used: 2 of 3  
Contract Status: Signed thru 2018

**PERSONAL:** Adalberto Mejia (ah-dawl-BARE-toh meh-HEE-uh)...wife Alejandrina...daughter Aleisha...hobbies include going to the pool and spending time with family.

### 2017:

- Pitched in first spring training with the Twins (2nd of career) and optioned to Triple-A Rochester April 23.
- Made four starts for the Red Wings, going 0-1, 3.48 ERA (20.2 IP, 8 ER) with three walks and 16 strikeouts.
- Added as 26th man for doubleheader May 21 vs. Kansas City; started Game 2 that day, earning his first major league win, allowing three runs on five hits in 7.0 innings pitched.
- Recalled back to Minnesota May 26 and was part of Twins starting rotation.
- Won three straight starts June 23-July 3, posting a 1.53 ERA (17.2 IP, 3 ER) in that span.
- Placed on 10-day disabled list August 9 with left arm brachialis strain; made three rehab starts, two with Triple-A Rochester and one with Double-A Chattanooga in the Lookouts' playoff series; reinstated September 13.
- Went 2-2, 2.70 ERA (36.2 IP, 11 ER) in eight road starts and 2-5, 5.58 ERA (61.1 IP, 38 ER) in 13 home starts.
- His 21 starts were the most for a Twins rookie since Scott Diamond in 2012 (27).
- Ranked fourth on Twins staff in starts (21), innings pitched (98.0) and strikeouts (85).
- Finished third among AL rookies in strikeouts (85) and fifth in innings pitched (98.0).

**2016:** Attended Giants spring training; optioned to Double-A Richmond March 14...began season with Richmond going 3-2, 1.94 ERA (65.0 IP, 14 ER) with 16 walks and 58 strikeouts in 11 starts...promoted to Triple-A Sacramento June 17...went 4-1, 4.20 ERA (40.2 IP, 19 ER) with 11 walks and 43 strikeouts in seven starts for Sacramento...traded to Minnesota in exchange for infielder Eduardo Nunez July 28...reported to Triple-A Rochester...made three starts for the Red Wings going 1-2, 4.66 ERA (19.1 IP, 10 ER) with three walks and 20 strikeouts before being recalled August 20...made major league debut August 20 at Kansas City, allowing two runs on five hits in 2.1 innings of relief...optioned back to Rochester following the game...combined to go 9-5, 3.00 ERA (132.0 IP, 44 ER) with 30 walks and 126 strikeouts in 22 starts between Richmond, Sacramento and Rochester...named sixth best prospect and best control in Twins system by *Baseball America*, entering 2017.

**2015:** Returned from his suspension in June after testing positive for banned substance...posted a record of 5-2, 2.45 ERA (51.1 IP, 14 ER) over 12 appearances (nine starts) for Double-A Richmond...pitched in the Arizona Fall League, going 2-2 with a 3.48 ERA in seven starts for the Scottsdale Scorpions...was invited to Giants Major League spring training camp for the first time in his career...added to the Giants 40-man roster on November 20, 2015...ranked by *Baseball America* as the Giants No. 10 prospect entering the 2016 season.

**2014:** Ranked as the Giants fourth best prospect entering the season...spent entire season with Double-A Richmond (San Francisco), going 7-9, 4.67 ERA (108.0 IP, 56 ER) in 22 appearances (21 starts)...was placed on the disabled list with plantar fasciitis from July 5-13...also missed seven days on the disabled list with a blister (July 21-27)...suspended for 50 games by Major League Baseball for testing positive for a banned stimulant on November 14, 2014.

**2013:** Spent a majority of the season with Single-A San Jose (San Francisco)...made 16 starts for San Jose going 7-4, 3.31 ERA (87.0 IP, 32 ER)...made one start for Triple-A Fresno allowing two runs on five hits in 5.0 innings.

**2012:** Spent entire season with Single-A Augusta (San Francisco), making 30 appearances (14 starts)...went 6-5, 4.04 ERA (78.0 IP, 35 ER) with 13 walks and 44 strikeouts in 14 starts.

**2011:** Began professional career with the DSL Giants, making 13 starts and posting a 1.42 ERA (76.0 IP, 12)...did not allow a home run all season and walked eight compared to striking out 71.

**PROFESSIONAL:** Signed by San Francisco as an undrafted free agent February 1, 2011.

### CAREER HIGHS

IP: 7.0, 2x, last 7/3/17 vs. LAA  
SO: 6, 4x, last 8/3/17 vs. TEX  
Walks: 5, 6/23/17 at CLE  
CG: --  
Low-Hit CG: --  
Win-Streak: 3, 6/23-7/3/17



### AL LEADERS

#### INNINGS FOR ROOKIES IN 2017

1. Jordan Montgomery, NY Yankees.....155.1
2. Jharel Cotton, Oakland.....129.0
3. Parker Bridwell, LAA.....121.0
4. Jake Junis, KC.....98.1
5. Adalberto Mejia, MIN.....98.0



### MEJIA'S PITCHING RECORD

YEAR	CLUB	W-L	ERA	G	GS	CG	SHO	S	IP	H	R	ER	HR	HB	BB	SO	WP	K/9	BAA
2011	DSL Giants	5-2	1.42	13	13	0	0	0	76.0	58	18	12	0	6	8	71	2	8.4	.209
2012	Augusta	10-7	3.97	30	14	1	0	0	106.2	122	57	47	4	4	21	79	6	6.7	.284
2013	Fresno	0-0	3.60	1	1	0	0	0	5.0	5	2	2	2	0	2	2	0	3.6	.250
	San Jose	7-4	3.31	16	16	0	0	0	87.0	75	34	32	11	1	23	89	5	9.2	.228
2014	Richmond	7-9	4.67	22	21	0	0	0	108.0	119	62	56	9	0	31	82	2	6.8	.283
2015	Richmond	5-2	2.45	12	9	0	0	0	51.1	38	14	14	2	1	18	38	2	6.7	.204
2016	Richmond	3-2	1.94	11	11	0	0	0	65.0	48	16	14	4	1	16	58	3	8.0	.203
	Sacramento	4-1	4.20	7	7	0	0	0	40.2	42	19	19	5	0	11	43	0	9.5	.263
	<b>MINNESOTA</b>	<b>0-0</b>	<b>7.71</b>	<b>1</b>	<b>0</b>	<b>0</b>	<b>0</b>	<b>0</b>	<b>2.1</b>	<b>5</b>	<b>2</b>	<b>2</b>	<b>0</b>	<b>0</b>	<b>1</b>	<b>0</b>	<b>0.0</b>	<b>.455</b>	
	Rochester	2-2	3.76	4	4	0	0	0	26.1	28	11	11	3	1	3	25	0	8.5	.269
2017	Rochester	1-1	2.83	6	6	0	0	0	28.2	26	9	9	1	0	6	22	1	6.9	.241
	<b>MINNESOTA</b>	<b>4-7</b>	<b>4.05</b>	<b>21</b>	<b>21</b>	<b>0</b>	<b>0</b>	<b>0</b>	<b>98.0</b>	<b>110</b>	<b>52</b>	<b>49</b>	<b>13</b>	<b>5</b>	<b>44</b>	<b>85</b>	<b>2</b>	<b>7.8</b>	<b>.281</b>
<b>Minor League Totals</b>		<b>44-30</b>	<b>3.27</b>	<b>122</b>	<b>102</b>	<b>1</b>	<b>0</b>	<b>0</b>	<b>594.2</b>	<b>561</b>	<b>242</b>	<b>216</b>	<b>41</b>	<b>14</b>	<b>139</b>	<b>509</b>	<b>21</b>	<b>7.7</b>	<b>.247</b>
<b>Major League Totals</b>		<b>4-7</b>	<b>4.57</b>	<b>22</b>	<b>21</b>	<b>0</b>	<b>0</b>	<b>0</b>	<b>100.1</b>	<b>115</b>	<b>54</b>	<b>51</b>	<b>13</b>	<b>5</b>	<b>45</b>	<b>85</b>	<b>2</b>	<b>7.6</b>	<b>.286</b>

### MEJIA'S CAREER FIELDING RECORD

POSITION	PCT	G	PO	A	E	TC	DP	PB
Pitcher	.714	22	2	8	4	14	0	—







# 99 LOGAN MORRISON



## FIRST BASEMAN/DH

H/W: 6-3/245      B/T: L/L  
Opening Day Age: 30  
Born: 8/25/1987 in Kansas City, MO  
Resides: West Palm Beach, FL

Acquired: Signed as free agent, 2/25/18  
M.L. Service: 7 years, 69 days  
Options Used: 0 of 3  
Contract Status: Signed thru 2018

**PERSONAL:** Graduated from Northshore High School in Slidell, LA...attend Maple Woods (Mo.) Community College, the same school Albert Pujols attended in 1999...in his only season there, Morrison batted .436 with 9 HR and 45 RBI...he signed after the season with the Marlins as a draft-and-follow prior to the 2006 June Draft. Logan's father, Tom, battled lung cancer during Morrison's rookie season and died on Dec 8, 2010...since his passing, Logan has raised well over \$250,000 for cancer research...his father was a chief petty officer in the U.S. Coast Guard and played defensive end at the University of Kansas in the mid-1970s...lived all over the country, moving with his parents due to his father's employment with the Coast Guard...favorite places to live were Kansas City and Wilmington, N.C...Logan was the Marlins nominee for the Roberto Clemente Award in 2012 and 2013...in 2015, he was nominated for the 51st Annual Hutch Award, recognizing the MLB player who best exemplifies the fighting spirit and competitive desire of legendary leader Fred Hutchinson, the former major league pitcher and manager who succumbed to cancer in 1964...he and his wife, Christie, have a daughter, one-year-old Ily Sophia...Ily is an acronym for "I love you."

### 2017:

- Made sixth Opening Day roster, all starts (2011-12 with Miami, 2014-15 with Seattle, 2016 with Tampa Bay)...made third straight Opening Day start at 1B...recorded three hits vs. New York-AL, tying a Rays Opening Day record, his second career Opening Day home run (2011 vs. New York-NL, with Florida).
- Hit first career grand slam April 14 at Boston, off RH Rick Porcello; the first time in club history the Rays hit a grand slam off a reigning Cy Young Award winner.
- On May 28 at Minnesota, went back-to-back with Evan Longoria in the 15th inning, on consecutive pitches by Hector Santiago, for an 8-6 win...it was the latest in a game there were back-to-back home runs since Houston's Brian Hunter and Craig Biggio did it in the 15th inning on June 16, 1995 at New York-NL.
- Hit his 100th career home run on June 3 at Seattle.
- Had three multi-homer games: June 18 at Detroit, July 1 at Baltimore (the second homer was the 91st to land on Eutaw Street), and August 27 at St. Louis.
- Became the first player in Rays history to hit three homers in extra innings in one season, and the only player in baseball to do so in 2017...all three came in getaway days on the road: May 28 at Minnesota (15th inn.), May 31 at Texas (10th) and August 27 at St. Louis (10th).
- From June 7-July 7, reached base in 27 consecutive games, the longest streak by a Ray since Evan Longoria (34) from September 19, 2012-April 23, 2013 and the longest by a Ray in one season since Johnny Damon (39) in 2011.
- Hit his 30th home run on August 27 at St. Louis becoming the seventh different Ray in club history with a 30-HR season.
- On September 16 vs. Boston, was ejected from the bench in the sixth inning by home plate umpire Jeff Nelson, his first career ejection.
- Appeared in a career-high 149 games with 136 starts (119 at first base, 17 at designated hitter).
- Led the Rays with 38 HR, third most in club history behind Carlos Peña in 2007 (46) and 2009 (39)...passed his previous career high (23 in 2011, with Florida) on July 1 at Baltimore.
- Hit a career-high six homers off lefties (previous high of 5 in 2011, with Florida)...totaled only three homers vs. LHP over the previous four seasons (2013-16).
- Hit 27 HR on the road, most in the AL and 2nd in the majors to Giancarlo Stanton (28), and setting a club record (previous Carlos Peña, 23 in 2007)...hit a homer every 9.67 AB on the road, the best ratio in the majors since Boston's David Ortiz (9.09) in 2006 and the ninth-highest mark in AL history, according to Stats LLC.
- Hit 24 more homers than he did in 2016 (14), the second-largest year-to-year increase in Rays history...Jorge Cantu hit 2 HR in 2004, and 28 in 2005 (+26)...it also tied Justin Smoak (14 to 38, +24) for the second-largest increase in the majors from 2016 to 2017 (min. 100 games each year) behind Giancarlo Stanton (27 to 59, +32).
- His 38 HR tied for fifth in the AL, and his 81 BB ranked eighth...only three players in baseball matched his combination of homers and walks: Giancarlo Stanton (59-HR, 85-BB), Aaron Judge (52-HR, 127-BB) and Edwin Encarnación (38-HR, 104-BB).
- Was the Rays nominee for the 2017 Hank Aaron Award, which recognizes the top hitter in each league, as voted by fans and members of the media.
- Was Rays nominee for the 2017 Heart and Hustle Award by the Major League Baseball Players Alumni Association (MLBPAA), which honors active players who demonstrate a passion for the game of baseball and best embody its values, spirit and traditions.

### CAREER HIGHS

Hits: 4, 4x, last 4/29/15 at TEX  
RBI: 5, 2x, last 6/13/15 at HOU  
HR: 2, 7x, last 8/27/17 at STL  
GS: 1, 4/14/17 at BOS  
SB: 1, 22x, last 8/17/17 at TOR  
Hit-Strike: 16, 5/24-6/10/15

### WALK-OFF HITS

5/8/15 vs. OAK (HR)

### MULTI-HR GAMES

6/23/14 vs. BOS  
9/25/14 at TOR  
6/13/15 at HOU  
6/5/16 at MIN  
6/18/17 at DET  
7/1/17 at BAL  
8/27/17 at STL





\* In *Baseball America's* annual Best Tools survey of major league managers, coaches, scouts and executives, was named the number three defensive first baseman in the AL behind Eric Hosmer and Mitch Moreland.

**2016:** Started at 1B on Opening Day...it was his fifth Opening Day start for his third different team (also 2011-12 as Marlins LF, 2014 as Mariners DH, 2015 as Mariners 1B)...in his first season with the Rays, appeared in 107 games and made 95 starts (78-1B, 17-DH)...his 78 starts at 1B were a team high...his season was cut short by two injuries: a right forearm strain that put him on the DL for 16 games (July 28-Aug 14) and a left wrist strain that sidelined him for the final 20 games...on Sep 2 vs. TOR, his homer off RH Marcus Stroman was measured by StatCast at 444 feet...his right forearm troubles began in mid-July; missed 6 games from July 19-25, then played July 26-27 before going on the DL with a right forearm strain on July 29...on Sep 11, suffered a strain of the ECU tendon (extensor carpi ulnaris) swinging at a pitch in the 4th inning...on Oct 4, underwent left wrist surgery in Orlando, performed by Dr. Tom Graham...returned to the Rays on Feb 7, 2017 by signing a one-year free agent contract.

**2015:** Played in a career-high 146 games for Seattle in 2015, his first season of 100 or more games since 2011...hit his first career walk-off home run in the 11th inning on May 8 vs. OAK, off Dan Otero.

**2014:** Missed 53 games with a strained right hamstring, April 16-June 10.

**2013:** Missed Miami's first 61 games of 2013 and a total of 123 consecutive games while recovering from right knee surgery...had the second of two knee surgeries on Sep 5, 2012...first had surgery on his right knee in Dec 2011, but never fully recovered...returned on June 9 at NYM, his first major league action since July 28, 2012, and went on to make 78 starts at 1B.

**2012:** Season ended after 93 games, landing on the 15-day DL with right knee inflammation...underwent surgery to repair the patella tendon in September.

**2011:** His career-high 23 HR were 2nd on the Marlins to Giancarlo Stanton (34), while his 72 RBI were 3rd on the team behind Stanton (87) and Gaby Sánchez (78)...at age 23, he and Stanton (age 21) combined to hit 57 HR, a mark that remains the most combined HR by teammates that young since 1992, when TEX Juan González and Dean Palmer combined for 69 HR...had 52 XBH, tied with CHC Alfonso Soriano for 3rd among NL left fielders, trailing MIL Ryan Braun (75) and STL Matt Holliday (56)...Made 117 starts, all in LF...was on the 15-day DL from April 20-May 12 with a left arch sprain.

**2010:** Recalled by the Marlins on July 27, 2010 when Chris Coghlan went on the DL with season-ending knee surgery...that night at SF made his major league debut and singled off Matt Cain for his first career hit...led major league rookies with 20 2B and 7 3B...hit his first career home run on August 27 at ATL off Tommy Hanson...set the Marlins rookie record reaching base safely in 42 consecutive games, Aug 7-Sep 22...the streak tied NYM Mark Teixeira for the longest in the majors and was the 3rd longest in MLB history...started and played all 9 innings in the All-Star Futures Game at Angel Stadium.

**2009:** A broken bone in his right thumb limited him to 79 games at Double-A Jacksonville.

**2008:** Named Florida State League MVP after leading the league in average (.332), hits (162), doubles (38) and OBP (.402)...named a first-team Minor League All-Star by *Baseball America*.

**PROFESSIONAL:** Originally drafted by Florida in the 22nd round of the 2005 First-Year Player Draft; signed by scout Ryan Wardinsky.

### MORRISON'S PLAYING RECORD

YEAR	CLUB	AVG	G	AB	R	H	2B	3B	HR	RBI	SH	SF	HB	BB	SO	SB	CS	OBP	OPS
2006	GCL Marlins	.270	26	89	10	24	4	0	1	7	0	0	0	10	12	1	0	.343	.691
	Jamestown	.203	23	74	6	15	3	0	1	11	0	3	0	11	17	0	0	.295	.579
2007	Greensboro	.267	128	453	71	121	22	2	24	86	0	5	7	48	96	2	2	.343	.826
2008	Jupiter	.332	130	488	71	162	38	1	13	74	0	6	4	57	80	9	3	.402	.896
2009	Jupiter	.273	3	11	0	3	1	0	0	2	0	0	0	1	2	0	1	.333	.697
	Jacksonville	.277	79	278	48	77	18	2	8	47	0	1	1	63	46	9	4	.411	.853
2010	Jupiter	.381	5	21	3	8	2	2	0	2	0	0	0	0	3	0	0	.381	1.048
	New Orleans	.307	68	238	36	73	17	4	6	45	0	3	4	48	35	1	2	.427	.914
	<b>FLORIDA</b>	<b>.283</b>	<b>62</b>	<b>244</b>	<b>43</b>	<b>69</b>	<b>20</b>	<b>7</b>	<b>2</b>	<b>18</b>	<b>0</b>	<b>0</b>	<b>2</b>	<b>41</b>	<b>51</b>	<b>0</b>	<b>1</b>	<b>.390</b>	<b>.837</b>
2011	Jupiter	.02	3	10	2	2	0	0	1	3	0	0	0	3	4	0	0	.385	.885
	New Orleans	.167	6	24	3	4	2	0	1	5	0	1	0	2	4	0	0	.222	.597
	<b>FLORIDA</b>	<b>.247</b>	<b>123</b>	<b>462</b>	<b>54</b>	<b>114</b>	<b>25</b>	<b>4</b>	<b>23</b>	<b>72</b>	<b>0</b>	<b>4</b>	<b>5</b>	<b>54</b>	<b>99</b>	<b>2</b>	<b>1</b>	<b>.330</b>	<b>.798</b>
2012	<b>MIAMI</b>	<b>.230</b>	<b>93</b>	<b>296</b>	<b>30</b>	<b>68</b>	<b>15</b>	<b>1</b>	<b>11</b>	<b>36</b>	<b>0</b>	<b>3</b>	<b>4</b>	<b>31</b>	<b>58</b>	<b>1</b>	<b>0</b>	<b>.308</b>	<b>.707</b>
2013	Jupiter	.174	6	23	0	4	0	0	0	3	0	0	0	4	0	0	1	.296	.470
	Jacksonville	.182	10	33	5	6	0	0	2	7	0	0	0	2	4	0	0	.229	.593
	<b>MIAMI</b>	<b>.242</b>	<b>85</b>	<b>293</b>	<b>32</b>	<b>71</b>	<b>13</b>	<b>4</b>	<b>6</b>	<b>36</b>	<b>0</b>	<b>0</b>	<b>2</b>	<b>38</b>	<b>56</b>	<b>0</b>	<b>0</b>	<b>.333</b>	<b>.708</b>
2014	Tacoma	.308	18	65	13	20	2	0	3	8	0	0	1	11	8	2	0	.416	.893
	<b>SEATTLE</b>	<b>.262</b>	<b>99</b>	<b>336</b>	<b>41</b>	<b>88</b>	<b>20</b>	<b>0</b>	<b>11</b>	<b>38</b>	<b>0</b>	<b>2</b>	<b>3</b>	<b>24</b>	<b>59</b>	<b>5</b>	<b>2</b>	<b>.315</b>	<b>.735</b>
2015	<b>SEATTLE</b>	<b>.225</b>	<b>146</b>	<b>457</b>	<b>47</b>	<b>103</b>	<b>15</b>	<b>3</b>	<b>17</b>	<b>54</b>	<b>1</b>	<b>2</b>	<b>4</b>	<b>47</b>	<b>81</b>	<b>8</b>	<b>4</b>	<b>.302</b>	<b>.685</b>
2016	Charlotte	.231	4	13	1	3	1	0	0	0	0	0	0	2	0	0	0	.333	.641
	<b>TAMPA BAY</b>	<b>.238</b>	<b>107</b>	<b>353</b>	<b>45</b>	<b>84</b>	<b>18</b>	<b>1</b>	<b>14</b>	<b>43</b>	<b>0</b>	<b>2</b>	<b>6</b>	<b>37</b>	<b>89</b>	<b>4</b>	<b>2</b>	<b>.319</b>	<b>.733</b>
2017	<b>TAMPA BAY</b>	<b>.246</b>	<b>149</b>	<b>512</b>	<b>75</b>	<b>126</b>	<b>22</b>	<b>1</b>	<b>38</b>	<b>85</b>	<b>0</b>	<b>3</b>	<b>5</b>	<b>81</b>	<b>149</b>	<b>2</b>	<b>0</b>	<b>.353</b>	<b>.869</b>
	<b>Minor League Totals</b>	<b>.287</b>	<b>509</b>	<b>1820</b>	<b>269</b>	<b>522</b>	<b>110</b>	<b>11</b>	<b>60</b>	<b>300</b>	<b>0</b>	<b>19</b>	<b>17</b>	<b>262</b>	<b>311</b>	<b>24</b>	<b>13</b>	<b>.378</b>	<b>.836</b>
	<b>Major League Totals</b>	<b>.245</b>	<b>864</b>	<b>2953</b>	<b>367</b>	<b>723</b>	<b>148</b>	<b>21</b>	<b>122</b>	<b>382</b>	<b>1</b>	<b>16</b>	<b>34</b>	<b>353</b>	<b>642</b>	<b>22</b>	<b>10</b>	<b>.330</b>	<b>.763</b>

### MORRISON'S CAREER FIELDING RECORD

POSITION	PCT	G	PO	A	E	TC	DP	PB
First Base	.995	529	4107	312	23	4442	391	—
Outfield	.947	254	435	15	12	462	2	—
<b>Totals</b>	<b>.989</b>	<b>783</b>	<b>4542</b>	<b>327</b>	<b>55</b>	<b>4904</b>	<b>393</b>	<b>—</b>





# 58 GABRIEL MOYA



## LEFT-HANDED PITCHER

H/W: 6-0/220      B/T: L/L  
Opening Day Age: 23  
Born: 1/9/1995 in Cabimas, VZ  
Resides: Cabimas, VZ

Acquired: Trade with ARI, 7/27/17  
M.L. Service: 20 days  
Options Used: 0 of 3  
Contract Status: Signed thru 2018

### 2017:

- Began the season with Double-A Jackson (Arizona).
- Rated as the 25th-best prospect in the Arizona system by MLB.com prior to the season.
- Went 17-for-17 in save opportunities with the Generals...did not allow an earned run in last 24 appearances with the Generals (30.1 IP, 1 unearned run).
- Named Southern League Midseason All-Star after posting a record of 4-1, 1.15 ERA (31.1 IP, 4 ER) with 12 walks, 50 strikeouts and a .135 opponent batting average.
- Named the Southern League Relief Pitcher of the Month for June after pitching 13.0 scoreless innings in 10 appearances, allowing five hits and two walks with 17 strikeouts and a .119 opponent batting average.
- Acquired by Minnesota in exchange for catcher John Ryan Murphy on July 27 and reported to Double-A Chattanooga.
- Appeared in 13 games for the Lookouts, going 7-for-7 in saves while posting a 0.61 ERA (14.2 IP, 1 ER) with three walks, 19 strikeouts and a .157 opponent batting average.
- Named Southern League Postseason All-Star.
- Contract selected by Minnesota September 12.
- Made major league debut September 12 vs. San Diego, pitching 1.0 scoreless inning...recorded first strikeout, fanning Jabari Blash.
- Earned first career save October 1 vs. Detroit, pitching 1.2 perfect innings.
- Earned a MiLBY Award, which recognizes Top Relief Pitcher in Minor League Baseball, shared with Yankees' Raynel Espinal.

### CAREER HIGHS

IP: 1.2, 10/1 vs. DET  
SO: 2, 10/1 vs. DET  
Walks: 1, 2x, last 9/16/17 vs. TOR  
CG: --  
Low-Hit CG: --  
Win-Streak: --



**2016:** Began the season with Single-A Visalia (Arizona) and made one appearance before being transferred to Single-A Kane County...made 12 appearances with the Cougars, allowing a run in just two of the 12...transferred to Visalia May 22 and finished the season with the Rawhide making 40 appearances...finished the season going 4-for-5 in save opportunities over his final eight appearances.

**2015:** Spent second full season with Single-A Missoula making 25 appearances, all in relief...pitched for Aguilas del Zulia in the Venezuelan Winter League following the season, appearing in 24 games.

**2014:** Spent the entire season with Single-A Missoula...began the season as a starter before making three relief appearances in his final five outings...12 starts on the season are the only starts of his career.

**2013:** Spent his entire second season with the DSL Diamondbacks as the team's closer...converted six saves in nine opportunities...played in two games for Aguilas del Zulia in the Venezuelan Winter League.

**2012:** Began professional career with the DSL Diamondbacks.

**PROFESSIONAL:** Signed by Arizona as an undrafted free agent, March 27, 2012.

### MOYA'S CAREER FIELDING RECORD

POSITION	PCT	G	PO	A	E	TC	DP	PB
Pitcher	1.000	7	1	0	0	1	0	—



### MOYA'S PITCHING RECORD

YEAR	CLUB	W-L	ERA	G	GS	CG	SH	SV	IP	H	R	ER	HR	HB	BB	SO	WP	K/9	BAA
2012	DSL D-backs	1-2	2.55	15	0	0	0	0	24.2	16	8	7	0	0	10	30	3	10.9	.188
2013	DSL D-backs	2-1	1.50	19	0	0	0	6	30.0	25	14	5	1	2	5	33	4	9.9	.221
2014	Missoula	5-4	6.00	15	12	0	0	0	63.0	83	47	42	8	5	19	68	8	9.7	.318
2015	Missoula	2-1	1.93	25	0	0	0	0	23.1	15	6	5	2	0	8	36	0	13.9	.185
2016	Kane County	1-0	0.47	12	0	0	0	0	19.0	12	2	1	0	0	4	20	0	9.5	.179
	Visalia	5-1	2.01	40	0	0	0	5	44.2	26	12	10	2	1	13	62	5	12.5	.167
2017	Jackson	4-1	0.82	34	0	0	0	17	43.2	22	5	4	1	1	12	68	2	12.0	.148
	Chattanooga	2-0	0.61	13	0	0	0	7	14.2	8	1	1	1	0	3	19	0	11.7	.157
	<b>MINNESOTA</b>	<b>0-0</b>	<b>4.26</b>	<b>7</b>	<b>0</b>	<b>0</b>	<b>0</b>	<b>1</b>	<b>6.1</b>	<b>5</b>	<b>3</b>	<b>3</b>	<b>2</b>	<b>0</b>	<b>2</b>	<b>5</b>	<b>0</b>	<b>7.1</b>	<b>.208</b>
	<b>Minor League Totals</b>	<b>22-10</b>	<b>2.57</b>	<b>173</b>	<b>12</b>	<b>0</b>	<b>0</b>	<b>35</b>	<b>263.0</b>	<b>207</b>	<b>95</b>	<b>75</b>	<b>15</b>	<b>9</b>	<b>74</b>	<b>336</b>	<b>22</b>	<b>11.5</b>	<b>.215</b>
	<b>Major League Totals</b>	<b>0-0</b>	<b>4.26</b>	<b>7</b>	<b>0</b>	<b>0</b>	<b>0</b>	<b>1</b>	<b>6.1</b>	<b>5</b>	<b>3</b>	<b>3</b>	<b>2</b>	<b>0</b>	<b>2</b>	<b>5</b>	<b>0</b>	<b>7.1</b>	<b>.208</b>

### TWINS 2018 ROSTER - HOW CONSTRUCTED

	FIRST-YEAR PLAYER DRAFT (14)	VIA TRADE (8)	SIGNED AS FREE AGENT (17)	RULE-5 DRAFT (2)	CLAIMED OFF WAIVERS (1)
2001:	Joe Mauer (1st round)				
2009:	Brian Dozier (8th round) Kyle Gibson (1st round)		Max Kepler Jorge Polanco Miguel Sanó Kennys Vargas		
2010:	Eddie Rosario (4th round)				
2011:			Felix Jorge Fernando Romero		
2012:	José Berrios (1st round) Byron Buxton (1st round) Tyler Duffey (5th round) Taylor Rogers (11th round)	Eduardo Escobar (CWS) Trevor May (PHI)	Lewis Thorpe	Ryan Pressly (BOS)	
2013:	Mitch Garver (9th round) Stephen Gonsalves (4th round) Zack Granite (14th round) Aaron Slegers (5th round)		Phil Hughes		
2014:	John Curtiss (6th round) Trevor Hildenberger (22nd round)		Ervin Santana		
2016:		Adalberto Mejia (SF)	Jason Castro Robbie Grossman		
2017:		Alan Busenitz (LAA) Dietrich Enns (NYY) Zack Littell (NYY) Gabriel Moya (ARI)	Zach Duke Michael Pineda Fernando Rodney	Tyler Kinley (MIA)	Ehire Adrianza (MIL)
2018:		Jake Odorizzi (TB)	Addison Reed Anibal Sanchez Logan Morrison		

NOTE: LIST INCLUDES 40-MAN ROSTER/DISABLED LIST AND EXCLUDES NON-ROSTER INVITES





# 79 BRIAN NAVARRETO

NON-ROSTER INVITE

**CATCHER**

H/W: 6-4/220 B/T: R/R  
 Opening Day Age: 23  
 Born: 12/29/1994 in Bayamon, PR  
 Resides: Jacksonville, FL

Acquired: 6 RD of 2013 MLB Draft  
 M.L. Service: None  
 Options Used: 0 of 3  
 Contract Status: Signed thru 2018

**PERSONAL:** Brian Eduardo Navarreto...Twitter: @Brian\_Navarreto...2013 graduate of Arlington Country (FL) Day School...born in Bayamon, Puerto Rico, same city as pitcher José Berrios.

**2017:**

- Began season with Single-A Ft. Myers.
- Named Florida State Midseason All-Star.
- Promoted to Double-A Chattanooga July 27.
- Combined to hit .209 (67-for-321) with 13 doubles, four home runs, 28 RBI, 31 runs scored, 20 walks and a .264 on-base percentage at both levels combined...caught 90 games (88 starts).
- Combined to throw out 46% (38-for-71) of potential base stealers at both levels.

**2016:** Spent season with Single-A Ft. Myers...placed on 7-day disabled list April 25 with a right knee sprain; reinstated May 10...reached base safely in 10 straight games for the Miracle June 13-July 2...placed on 7-day disabled list again July 18 with a concussion; reinstated July 27...led the Miracle in games caught (70); made 67 starts...threw out 52% (33-for-64) of potential base stealers.

**2015:** Spent season with Single-A Cedar Rapids as Kernels primary catcher...placed on 7-day disabled list May 4, with a left wrist sprain; reinstated May 26...caught 84 games for the Kernels and played one game at first base...hit the walk-off single in the decisive Game 3 of the Midwest League semi-finals to advance the Kernels to the Midwest League Championship Series.

**2014:** Spent season with Rookie Elizabethton, playing in just 31 games...caught 27 games (25 starts) for the E-Twins, throwing out 59% (11-for-16) of potential base stealers.

**2013:** Began professional career with the GCL Twins, hitting .226 (31-for-137), leading the GCL Twins in doubles (10)...played 19 games (18 starts) at catcher, 19 games (17 starts) at first base and four games (3 starts) at third base...threw out 34% (10-for-29) of potential base stealers.

**PROFESSIONAL:** Selected by Minnesota in sixth round of 2013 First-Year Player Draft; signed by scout Brent Shelton.

**NAVARRETO'S PLAYING RECORD**

YEAR	CLUB	AVG	G	AB	R	H	2B	3B	HR	RBI	SH	SF	HBP	BB	SO	SB	CS	OBP	OPS
2013	GCL Twins	.226	42	137	15	31	10	0	3	16	1	1	4	15	35	3	1	.318	.683
2014	Elizabethton	.194	31	108	16	21	8	1	3	15	0	1	0	7	33	0	0	.241	.611
2015	Cedar Rapids	.217	86	299	28	65	11	1	2	28	3	1	2	14	62	0	0	.256	.537
2016	Ft. Myers	.197	72	229	20	45	8	0	2	21	1	2	5	11	51	0	0	.247	.505
2017	Ft. Myers	.210	65	219	20	46	11	0	2	18	2	2	3	11	45	1	1	.255	.543
	Chattanooga	.206	29	102	11	21	2	0	2	10	2	1	2	9	18	0	0	.281	.565
<b>Minor League Totals</b>		<b>.209</b>	<b>325</b>	<b>1094</b>	<b>110</b>	<b>229</b>	<b>50</b>	<b>2</b>	<b>14</b>	<b>108</b>	<b>9</b>	<b>8</b>	<b>16</b>	<b>67</b>	<b>244</b>	<b>4</b>	<b>2</b>	<b>.263</b>	<b>.560</b>

**TWINS MILESTONE WINS**

WIN	DATE	OPPONENT	SCORE	WINNING PITCHER
1	April 11, 1961	at New York-AL	6-0	Pedro Ramos
500	August 23, 1966	at Washington	7-0	Jim Kaat
1,000	July 12, 1972	vs. Milwaukee	7-1	Bert Blyleven
1,500	August 17, 1978	vs. Kansas City	6-5	Roger Erickson
2,000	September 25, 1985	at Texas	5-1	Bert Blyleven
2,500	September 28, 1991	at Toronto	5-0	Jack Morris
3,000	May 4, 1999	vs. New York-AL	8-4	Mike Lincoln
3,500	May 7, 2005	at Tampa Bay	8-1	Kyle Lohse
4,000	September 12, 2010	at Cleveland	6-2	Kevin Slowey
4,500	September 29, 2017	vs. Detroit	6-3	José Berrios





# 12 JAKE ODORIZZI



**RIGHT-HANDED PITCHER**

H/W: 6-2/190      B/T: R/R  
Opening Day Age: 27  
Born: 3/27/1990 in Greese, IL  
Resides: Tampa, FL

Acquired: Trade with TB, 2/17/18  
MLB Service: 4 years, 42 days  
Options Used: 1 of 3  
Contract Status: Signed thru 2018

**PERSONAL:** Jacob Odorizzi (pronounced oh-duh-RIZZ-ee)...Twitter: @JakeOdorizzi...graduated from Highland (IL) High School in 2008...went 14-0 during his senior year, allowing just 1 ER in 89.2 IP...recorded 146 strikeouts and walked six while leading the Bulldogs to the Class 3A state title...named Illinois Gatorade Player of the Year in 2008...named a Louisville Slugger Preseason All-American, a Rawlings/Perfect Game All-American and a member of USA Today's All-USA team...also played basketball and football as a wide receiver and safety...bypassed an opportunity to pitch at the University of Louisville to sign with the Brewers in 2008...Jake and his family moved from their townhouse in St. Petersburg to a home in Tampa over the recent offseason...he and his wife, Carissa, were high school sweethearts who married in 2012...they have one son, Rhett...a lifelong NHL fan, Jake teamed with members of the Boston Bruins and Florida Panthers, as well as the Red Sox, to collect donations for Hurricane Irma relief outside Fenway Park last September...in 2011, Jake had seats in right field to witness the Cardinals win Game 7 of the 2011 World Series over the Rangers...he grew up a Cardinals fan in Highland, IL, about 30 miles east of St. Louis.

### CAREER HIGHS

IP: 8.0, 2x, last 7/22/16 at OAK  
SO: 11, 5/9/14 vs. CLE  
Walks: 5, 3x, last 8/19/17 vs. SEA  
CG: - -  
Low-Hit CG: - -  
Win-Streak: 3, 2x, last 8/14-25/16



### 2017:

- Was Tampa Bay's number two starter to begin the season.
- Was removed after one pitch in the 2nd inning April 15 and was placed on the 10-day DL after the game.
- Missed 14 games (April 16-30) with a left hamstring strain and 13 games (July 25-Aug 8) with a lower back strain.
- Carried a no-hitter for 6.1 innings September 5 vs. Minnesota, broke up by Joe Mauer's single that bounced off second base.
- Went 3-1, 1.03 ERA (26.1 IP, 3 ER) in five September starts...third lowest ERA in the AL.
- Started 28 games for the Rays despite two stints on the disabled list; was his fourth straight year of at least 28 starts.
- Allowed a career-high 30 HR, the sixth time in Rays history a pitcher allowed 30 HR-or-more.
- Allowed 80 runs, including 54 scoring via home run (67.5 pct.).
- His 18.3 pitches-per-inning ranked fifth-highest in baseball and his 32.3 groundball pct. was the second-lowest behind Toronto's Marco Estrada (30.7).
- Allowed 14 unearned runs, third-most in the AL behind Rick Porcello (20) and Sonny Gray (15).
- Acquired by Minnesota via trade with Tampa Bay on February 17, in exchange for minor league infielder Jermaine Palacios.

**2016:** Established career-highs with 33 starts and 187.2 IP...after the All-Star break, went 7-1 with a 2.71 ERA (83.0 IP, 25 ER) in 14 starts; only two other pitchers in the majors (min. 50 IP) could match his combination of winning pct. (.875) and ERA in the second half: CLE Corey Kluber (9-1, 2.52) and CHC Jon Lester (10-1, 1.76)...ranked 6th in the AL in ERA and 3rd in winning pct. after the break...recorded 17 no-decisions, three more than any other starter...allowed 2 ER or fewer in 13 of his no-decisions, a mark reached by only one other pitcher since 1913: LAD Clayton Kershaw (14) in 2009...averaged 17.6 pitches-per-inning, most in the AL and 2nd in the majors to ARI Robbie Ray (18.0)...on May 24 at MIA, recorded his first career hit, an RBI-single off Tom Koehler to give himself a 1-0 lead...on May 29 vs. NYY, retired his first 16 batters-faced, tied for the 3rd-longest perfect game bid in club history...on June 14 vs. SEA, was ejected by home plate umpire Jerry Meals for the first time of his career following a 6th-inning walk of Leonsy Martin...ranked among AL leaders in wins (tied for 3rd) and ERA (2.48, 7th).

**2015:** His 28 starts were second on the Rays staff behind Chris Archer (34)...his 3.35 ERA ranked 8th in the AL and .231 opp avg. tied for ninth...his ERA was below 3.50 all season, one of only five AL pitchers to do that, joining DET/TOR David Price, HOU Dallas Keuchel, OAK/HOU Scott Kazmir and OAK Sonny Gray...left in the 5th inning of his start on June 5 at SEA with a strained oblique and spent five weeks on the disabled list...finished with a .500 mark overall (9-9), vs. the AL (8-8), NL (1-1), AL East (5-5), AL Central (2-2), AL West (1-1), NL East (1-1), pre-All-Star break (5-5).

**2014:** Named the club's Outstanding Rookie by the Tampa Bay Chapter of the BBWAA...led all major league rookies with 174 strikeouts, one shy of the club rookie record (175 by Matt Moore in 2012)...became the second Ray to lead major league rookies in strikeouts, joining Scott Kazmir (174) in 2005...led major league rookies in starts (31) and losses (13) and finished 2nd in innings (168)...earned his first major league win in his season debut on April 4 vs. Texas.

**2013:** Split first season in the Rays organization in 2013 between Triple-A Durham and the majors...had five stints with the Rays...recalled for the first time on May 20 to make his Rays debut in Toronto...went 3.0 IP for his first career save on September 24 at NYY...finished third in the International League and second in the Rays system with 124 strikeouts.

**2012:** Selected to the Royals roster September 16...suffered the loss in his major league debut on September 23 vs. CLE...named Pitcher of the Year for Triple-A Omaha despite opening the season with Double-A Northwest Arkansas...combined for 15 wins, tied for third in the minors...started for the U.S. team in the Futures Game at Kauffman Stadium in July...ranked by MLB.com as the No. 2 prospect in the Rays system behind Wil Myers...acquired by the Tampa Bay Rays along with INF Patrick Leonard, LH Mike Montgomery and OF Wil Myers from Kansas City in exchange for RH Wade Davis, RH James Shields and a player to be named (INF Elliot Johnson), December 9, 2012



**2011:** Began season with Single-A Wilmington...promoted to Northwest Arkansas, where he made 12 starts to finish the season...named Pitcher of the Year for Wilmington and made the Carolina League Midseason All-Star Team...led the Carolina League with 103 SO at the time of his promotion.

**2010:** Named the Brewers 2010 Minor League Pitcher of the Year...named to the Midwest League Midseason All-Star Team...led the MWL with 10.07 SO/9 IP...acquired by the Royals on December 19 as part of a six-player trade, sending 2009 AL Cy Young winner Zack Greinke to the Brewers.

**2009:** Spent second professional season with Rookie Helena.

**2008:** Made professional debut with AZL Brewers.

**PROFESSIONAL:** Originally selected by Milwaukee in first round (32nd overall) of 2008 First-Year Player Draft; signed by scout Harvey Kuenn Jr.

### ODORIZZI'S PLAYING RECORD

YEAR	CLUB	W-L	ERA	G	GS	CG	SHO	SV	IP	H	R	ER	HR	HB	BB	SO	WP	K/9	BAA
2008	AZL Brewers	1-2	3.48	11	4	0	0	0	20.2	18	10	8	2	1	9	19	0	8.3	.220
2009	Helena	1-4	4.40	12	10	0	0	0	47.0	55	27	23	3	2	9	43	5	8.2	.296
2010	Wisconsin	7-3	3.43	23	20	0	0	1	120.2	99	52	46	7	9	40	135	5	10.1	.220
2011	Wilmington	5-4	2.87	15	15	0	0	0	78.1	68	30	25	4	2	22	103	6	11.8	.235
	Northwest Arkansas	5-3	4.72	12	12	0	0	0	68.2	66	38	36	13	1	22	54	1	7.1	.254
2012	Northwest Arkansas	4-2	3.32	7	7	0	0	0	38.0	27	15	14	2	0	10	47	4	11.1	.191
	Omaha	11-3	2.93	19	18	0	0	0	107.1	105	41	35	12	2	40	88	3	7.4	.254
	<b>KANSAS CITY</b>	<b>0-1</b>	<b>4.91</b>	<b>2</b>	<b>2</b>	<b>0</b>	<b>0</b>	<b>0</b>	<b>7.1</b>	<b>8</b>	<b>4</b>	<b>4</b>	<b>1</b>	<b>0</b>	<b>4</b>	<b>4</b>	<b>0</b>	<b>4.9</b>	<b>.267</b>
2013	Durham	9-6	3.33	22	22	0	0	0	124.1	101	49	46	12	1	40	124	5	9.0	.225
	<b>TAMPA BAY</b>	<b>0-1</b>	<b>3.94</b>	<b>7</b>	<b>4</b>	<b>0</b>	<b>0</b>	<b>1</b>	<b>29.2</b>	<b>28</b>	<b>13</b>	<b>13</b>	<b>3</b>	<b>2</b>	<b>8</b>	<b>22</b>	<b>1</b>	<b>6.7</b>	<b>.252</b>
2014	<b>TAMPA BAY</b>	<b>11-13</b>	<b>4.13</b>	<b>31</b>	<b>31</b>	<b>0</b>	<b>0</b>	<b>0</b>	<b>168.0</b>	<b>156</b>	<b>79</b>	<b>77</b>	<b>20</b>	<b>5</b>	<b>59</b>	<b>174</b>	<b>3</b>	<b>9.3</b>	<b>.242</b>
2015	Charlotte	0-0	0.93	2	2	0	0	0	9.2	4	1	1	0	0	2	8	1	7.4	.118
	<b>TAMPA BAY</b>	<b>9-9</b>	<b>3.35</b>	<b>28</b>	<b>28</b>	<b>0</b>	<b>0</b>	<b>0</b>	<b>169.1</b>	<b>149</b>	<b>65</b>	<b>63</b>	<b>18</b>	<b>3</b>	<b>46</b>	<b>150</b>	<b>5</b>	<b>8.0</b>	<b>.231</b>
2016	<b>TAMPA BAY</b>	<b>10-6</b>	<b>3.69</b>	<b>33</b>	<b>33</b>	<b>0</b>	<b>0</b>	<b>0</b>	<b>187.2</b>	<b>170</b>	<b>80</b>	<b>77</b>	<b>29</b>	<b>4</b>	<b>54</b>	<b>166</b>	<b>3</b>	<b>8.0</b>	<b>.241</b>
2017	Charlotte	0-1	6.00	1	1	0	0	0	3.0	3	2	2	0	0	0	6	0	18.0	.250
	<b>TAMPA BAY</b>	<b>10-8</b>	<b>4.14</b>	<b>28</b>	<b>28</b>	<b>0</b>	<b>0</b>	<b>0</b>	<b>143.1</b>	<b>117</b>	<b>80</b>	<b>66</b>	<b>30</b>	<b>2</b>	<b>61</b>	<b>127</b>	<b>1</b>	<b>8.0</b>	<b>.220</b>
	Minor League Totals	43-28	3.44	124	111	0	0	1	617.2	546	265	236	55	18	194	627	30	9.1	.236
	Major League Totals	40-38	3.83	129	126	0	0	1	705.1	628	321	300	101	16	232	643	13	8.2	.236

### ODORIZZI'S CAREER FIELDING RECORD

POSITION	PCT	G	PO	A	E	TC	DP	PB
Pitcher	.955	129	33	51	4	88	4	—

### ODORIZZI'S BATTING RECORD

BATTING	AVG	AB	R	H	2B	3B	HR	RBI	SH	SF	HBP	BB	SO	SB	OBP	OPS
Career	.133	15	0	2	0	0	0	3	2	0	0	1	6	0	.188	.321







# 62 JORDAN PACHECO

NON-ROSTER  
INVITE

CATCHER

H/W: 6-1/200 B/T: R/R  
Opening Day Age: 32  
Born: 1/30/1986 in Albuquerque, NM  
Resides: Black Diamond, WA

Acquired: Signed as minor league free agent, 1/5/18  
M.L. Service: 3 years, 153 days  
Options Used: 3 of 3  
Contract Status: Signed thru 2018

**PERSONAL:** Jordan Patrick Pacheco...Twitter: @JPStyle...helped lead La Cueva (NM) High School to back-to-back state championships in 2003 and '04...named to all-state team as a senior, hit .500 with 35 RBI, 12 doubles and 5 home runs...in Junior season at University of New Mexico, named Mountain West Conference Player of the Year and an All-MWC first team selection for the third consecutive year...also named to Louisville Slugger Preseason All-America second team...led the MWC in on-base percentage (.511), runs (63), doubles (21) and walks (43)...hit .351 as a sophomore and led the team in runs scores with 79...named to Collegiate Baseball All-America third team as a freshman after hitting .408 with 15 home runs, 52 RBI and 95 hits.

**2017:**

- Spent entire season with Long Island of the independent Atlantic League.
- Hit .273 (41-for-150) with 13 doubles, three home runs 22 RBI and a .351 on-base percentage in 42 games for the Ducks.

**2016:** Signed by Reds as a minor league free agent with invitation to major league camp January 15...made 31 appearances with the Cincinnati Reds, hit .157 in 51 at-bats with four doubles...signed with Triple-A Gwinnett after being outrighted to Triple-A Louisville from Cincinnati..

**2015:** Split the season between Arizona and Triple-A Reno...hit .242 with the big league club in 29 games...began the season with the Diamondbacks and made all 29 of his appearances there before he was designated for assignment on June 6...on June 11 was outrighted to Triple-A Reno and spent the rest of the season with the Aces...became a free agent following the season.

**2014:** Began the season with the Rockies but was claimed off waivers by Arizona on June 12...in 69 games combined to hit .255...among National League pinch hitters ranked sixth in hitting (.345) and T-6th in on-base percentage (.406)...in June and July spent time on the Diamondbacks' disabled list with tendinitis in his right shoulder.

**2013:** Began the season on the Rockies Opening Day roster for the second-straight season...spent approximately three weeks at Triple-A 7/28-8/19, then finished the season on the active roster...prior to his option to Triple-A, he played 2 games at catcher, however, upon his return, Pacheco started 11 games behind the dish...hit .271 (16-for-59) with 5 doubles, 5 RBI and 4 runs in 26 games following his return to the Majors from Triple-A...was batting .229 (43-for-188) at the time of his option to Triple-A...after batting .351 (46-for-131) vs. LHP in his rookie season of 2012, Pacheco batted .205 (23-for-112) vs. left-handers in 2013...hit over 60 points higher vs. RHP (.267) this season than vs. LHP...struggled vs. the AL in Interleague play, batting just .143 (5-for-35) in his 10 games vs. AL...hit .255 (54-for-212) vs. NL pitchers...saw playing time in 43 games at first base in 2013...did not play a game at third base after seeing time at third in 82 games during the 2012 season...his lone home run in 2013 was a grand slam that came on 5/17 vs. SF off Madison Bumgarner in the Rockies 10-9 victory...was his first career grand slam and one of just two hit by the Rockies all season (also Nolan Arenado on 5/4 vs. TB off David Price).

**2012:** Played in 132 games with the Rockies, hit .309 with 32 doubles and 54 RBI and finished sixth in National League Rookie of the Year voting...ranked fifth in the National League overall and first among NL rookies in hitting (.309)...was the first top five finish in batting average by a Rockies rookie since Greg Gross finished third in 1974 (.314).

**2011:** Made MLB debut with Colorado on September 6, went 2-for-4 with a pair of RBI...singled off Josh Collmenter in his first career plate appearance...his strike zone discipline was rated the best in the organization.

**2010:** At Single-A Modesto was a Mid- and Post-season California League All-Star...following the season played for Scottsdale in the Arizona Fall League hitting .317 in 18 games.

**2009:** Spent all season with Single-A Asheville, hit .322 and named a Mid- and Postseason All-Star in the South Atlantic League, was also awarded as the SAL Most Valuable Player and Topps SAL Player of the Year.

**2008:** Spent entire season with Single-A Tri-City, hitting .280 (60-for-214) in 54 games.

**2007:** Split first professional season between Rookie Casper and Single-A Tri-City, playing in 62 games, hitting .287 (64-for-223) with a .373 on-base percentage.

**PROFESSIONAL:** Originally drafted by Colorado in ninth round of 2007 First-Year Player Draft.

**CAREER HIGHS**

Hits: 4, 9/25/11 at HOU  
RBI: 5, 5/17/13 vs. SF  
HR: 1, 10x, last 5/11/15 vs. WAS  
GS: 1, 5/17/13 vs. SF  
SB: 1, 8x, last 5/21/15 at MIA  
Hit-Streak: 14, 8/22-9/5/12

**WALK-OFF HITS**

4/16/13 VS. NYM (1B)

**MULTI-HR GAMES**

None





## PACHECO'S PLAYING RECORD

YEAR	CLUB	AVG	G	AB	R	H	2B	3B	HR	RBI	SH	SF	HBP	BB	SO	SB	CS	OBP	OPS
2007	Casper	.292	54	192	27	56	10	2	3	29	3	1	7	21	36	3	1	.380	.792
	Tri-City	.258	8	31	5	8	2	0	0	3	0	0	2	1	6	0	0	.324	.646
2008	Tri-City	.280	54	214	25	60	8	3	1	35	1	4	6	26	20	3	3	.368	.728
2009	Asheville	.322	117	451	67	145	30	4	13	79	3	7	8	38	44	12	2	.379	.871
2010	Modesto	.321	104	390	59	125	27	3	5	70	1	7	8	54	36	5	6	.407	.851
	Tulsa	.333	21	78	11	26	5	0	1	19	0	3	4	6	6	1	1	.396	.832
2011	Colorado Springs	.278	97	363	57	101	21	3	3	50	3	6	9	30	48	2	0	.343	.721
	<b>COLORADO</b>	<b>.286</b>	<b>21</b>	<b>84</b>	<b>5</b>	<b>24</b>	<b>1</b>	<b>0</b>	<b>2</b>	<b>14</b>	<b>0</b>	<b>0</b>	<b>1</b>	<b>3</b>	<b>30</b>	<b>4</b>	<b>0</b>	<b>.318</b>	<b>.687</b>
2012	Colorado Springs	.433	17	67	10	29	4	0	3	10	1	0	3	3	5	1	0	.479	1.106
	<b>COLORADO</b>	<b>.309</b>	<b>132</b>	<b>475</b>	<b>51</b>	<b>147</b>	<b>32</b>	<b>3</b>	<b>5</b>	<b>54</b>	<b>1</b>	<b>4</b>	<b>3</b>	<b>22</b>	<b>61</b>	<b>7</b>	<b>2</b>	<b>.341</b>	<b>.762</b>
2013	Colorado Springs	.315	18	54	8	17	5	1	1	6	1	0	0	8	3	3	0	.403	.903
	<b>COLORADO</b>	<b>.239</b>	<b>95</b>	<b>247</b>	<b>23</b>	<b>59</b>	<b>15</b>	<b>0</b>	<b>1</b>	<b>22</b>	<b>1</b>	<b>1</b>	<b>3</b>	<b>10</b>	<b>38</b>	<b>0</b>	<b>0</b>	<b>.276</b>	<b>.588</b>
2014	AZL D-Backs	.250	4	12	1	3	0	0	0	3	0	1	0	2	1	2	0	.333	.583
	Reno	.286	4	14	3	4	1	0	0	3	0	0	0	1	1	0	0	.333	.690
	<b>COLORADO</b>	<b>.236</b>	<b>22</b>	<b>72</b>	<b>4</b>	<b>17</b>	<b>6</b>	<b>1</b>	<b>0</b>	<b>8</b>	<b>0</b>	<b>1</b>	<b>1</b>	<b>6</b>	<b>15</b>	<b>0</b>	<b>0</b>	<b>.300</b>	<b>.647</b>
2015	<b>ARIZONA</b>	<b>.272</b>	<b>47</b>	<b>81</b>	<b>6</b>	<b>22</b>	<b>4</b>	<b>0</b>	<b>0</b>	<b>8</b>	<b>1</b>	<b>0</b>	<b>0</b>	<b>3</b>	<b>12</b>	<b>0</b>	<b>0</b>	<b>.298</b>	<b>.619</b>
	Reno	.205	58	161	26	33	11	1	2	15	0	2	3	19	26	0	0	.297	.620
2016	<b>ARIZONA</b>	<b>.242</b>	<b>29</b>	<b>66</b>	<b>8</b>	<b>16</b>	<b>0</b>	<b>0</b>	<b>2</b>	<b>8</b>	<b>0</b>	<b>2</b>	<b>1</b>	<b>9</b>	<b>14</b>	<b>1</b>	<b>0</b>	<b>.333</b>	<b>.667</b>
	Gwinnett	.125	2	8	1	1	0	0	0	0	0	0	1	0	2	0	0	.222	.347
	Louisville	.000	5	14	0	0	0	0	0	1	0	0	0	1	5	0	0	.067	.067
2017	<b>CINCINNATI</b>	<b>.157</b>	<b>31</b>	<b>51</b>	<b>1</b>	<b>8</b>	<b>4</b>	<b>0</b>	<b>0</b>	<b>0</b>	<b>0</b>	<b>0</b>	<b>0</b>	<b>14</b>	<b>0</b>	<b>0</b>	<b>.157</b>	<b>.392</b>	
	Long Island (Ind.)	.273	42	150	22	41	13	0	3	22	1	0	4	14	26	4	0	.351	.771
<b>Independent League Totals</b>		<b>.273</b>	<b>42</b>	<b>150</b>	<b>22</b>	<b>41</b>	<b>13</b>	<b>0</b>	<b>3</b>	<b>22</b>	<b>1</b>	<b>0</b>	<b>4</b>	<b>14</b>	<b>26</b>	<b>4</b>	<b>0</b>	<b>.351</b>	<b>.771</b>
<b>Minor League Totals</b>		<b>.297</b>	<b>563</b>	<b>2049</b>	<b>300</b>	<b>608</b>	<b>124</b>	<b>17</b>	<b>32</b>	<b>323</b>	<b>13</b>	<b>31</b>	<b>51</b>	<b>210</b>	<b>239</b>	<b>32</b>	<b>15</b>	<b>.371</b>	<b>.792</b>
<b>Major League Totals</b>		<b>.272</b>	<b>377</b>	<b>1076</b>	<b>98</b>	<b>293</b>	<b>62</b>	<b>4</b>	<b>10</b>	<b>114</b>	<b>3</b>	<b>8</b>	<b>9</b>	<b>53</b>	<b>163</b>	<b>8</b>	<b>2</b>	<b>.310</b>	<b>.675</b>

## PACHECO'S CAREER FIELDING RECORD

POSITION	PCT	G	PO	A	E	TC	DP	PB
First Base	.990	119	911	47	10	968	67	—
Third Base	.939	97	29	157	12	198	15	—
Catcher	.987	59	348	20	5	373	3	7
Second Base	1.000	7	5	9	0	14	2	—
Outfield	.000	1	0	0	0	0	0	—
<b>Fielding Totals</b>	<b>.983</b>	<b>283</b>	<b>1293</b>	<b>233</b>	<b>27</b>	<b>1553</b>	<b>87</b>	<b>7</b>

## TWINS ALL-TIME INDIVIDUAL SINGLE-SEASON BATTING LEADERS BY POSITION

## POS AVERAGE

**C** Joe Mauer, .365 - 2009  
**1B** Rod Carew, .388 - 1977  
**2B** Rod Carew, .364 - 1974  
**3B** Rich Rollins, .307 - 1963  
**SS** Cristian Guzman, .302 - 2001  
**OF** Kirby Puckett, .356 - 1988  
**DH** Paul Molitor, .341 - 1996  
**P** Camilo Pascual, .268 - 1962

## HOME RUNS

Joe Mauer, 28 - 2009  
 Harmon Killebrew, 49 - 1964, 69  
 Brian Dozier, 40 - 2016  
 Gary Gaetti, 34 - 1986  
 Roy Smalley, 24 - 1979  
 B. Allison ('63) and J. Willingham ('12), 35  
 Jason Kubel, 28 - 2009  
 J. Kaat ('64) and P. Ramos ('61), 3

## RUNS BATTED IN

Joe Mauer, 96 - 2009  
 Harmon Killebrew, 140 - 1969  
 Brian Dozier, 93 - 2017  
 Gary Gaetti, 109 - 1987  
 Roy Smalley, 95 - 1979  
 Kirby Puckett, 121 - 1988  
 Paul Molitor, 113 - 1996  
 Camilo Pascual, 19 - 1962

## RUNS SCORED

Joe Mauer, 98 - 2008  
 Rod Carew, 128 - 1977  
 Chuck Knoblauch, 140 - 1996  
 Corey Koskie, 100 - 2001  
 Zoilo Versalles, 126 - 1965  
 Cesar Tovar, 120 - 1970  
 Paul Molitor, 99 - 1996  
 Jim Kaat, 17 - 1970





# 40 GREGORIO PETIT

NON-ROSTER INVITE



**INFIELDER**

H/W: 5-10/200 B/T: R/R  
 Opening Day Age: 33  
 Born: 12/10/1984 in Ocumare del Tuy, VZ  
 Resides: Caracas, VZ

Acquired: Signed as minor league free agent, 11/25/17  
 M.L. Service: 2 years, 27 days  
 Options Used: 3 of 3  
 Contract Status: Signed thru 2018

**PERSONAL:** Gregorio Jesus Petit (peh-TEET)...Twitter: @GregorioPetit31

**2017:**

- Was a spring training invite with Toronto (7th of career) and spent nearly entire season with Triple-A Buffalo.
- Placed on 7-day disabled list April 22 with a left calf strain; reinstated June 9.
- Hit .270 (51-for-189) with 14 doubles and three home runs against right-handed pitching and .217 (20-for-92) with five doubles and one home run against left-handed pitching.
- Played 64 games at shortstop, four at second base and three at third base.
- Played for Leones del Caracas in Venezuelan Winter League, hitting .261 (18-for-69) with a .321 on-base percentage in 21 games.

**2016:** Was a spring training invite with Los Angeles-AL, the sixth time in career...placed on 7-day disabled list with left knee contusion April 8; reinstated May 2...selected by Angels May 13 and spent rest of season with Los Angeles...hit .327 (17-for-52) in 20 June games...set single-season major league career-highs in games (89), runs (21), hits (50), doubles (13) RBI (17) and walks (15).

**2015:** Traded by Houston to New York-AL for player to be named or cash, April 1...opened season on Yankees Opening Day roster, first of his career...Yankees marked third MLB team he reached Majors with (Oakland, Houston)...spent most of 2015 with Triple-A Scranton Wilkes-Barre.

**2014:** Spent entire season in Houston's organization, splitting between the Astros and Triple-A Oklahoma City...named Pacific Coast League All-Star...selected by Houston July 25...played in 35 games with Astros...hit first career major league home run August 1 vs. Toronto, off Aaron Loun.

**2013:** Spent entire season with Triple-A Tucson (San Diego)...began season in spring training as a non-roster invite...hit .292 (147-for-503) with 26 doubles, 61 RBI and a .344 on-base percentage in 134 games at Tucson...led all Pacific Coast League shortstops in fielding percentage (min. 75 games played) at .963 (14 errors, 375 total chances).

**2012:** Played entire season with Triple-A Columbus (Cleveland)...started season in spring training as non-roster invite...played 82 games at shortstop, posting a .966 fielding percentage (13 errors, 382 total chances)...played 30 games at third base and one game at first base...played for Leones del Caracas in the Venezuelan Winter League, hitting .264 (23-for-87) in 27 games.

**2011:** Missed the entire season due to a knee injury suffered with Caracas during Venezuelan Winter League in December 2010...signed as minor league free agent with San Diego and was invited to spring training before suffering the injury...released by San Diego prior to spring training.

**2010:** Acquired by Texas from Oakland in exchange for right-handed pitcher Edwar Ramirez March 24...played in 130 games, all at shortstop, with Triple-A Oklahoma City (Texas)...led all league shortstops in games played while posting a .969 (18 errors, 578 total chances) fielding percentage.

**2009:** Spent most of season at Triple-A Sacramento (Oakland)...played 11 games with Oakland across two stints...recorded first career three-hit game May 2 at Seattle...placed on disabled list July 18 with back muscle strain; reinstated July 28 and hit .261 over his final 32 games for Sacramento...ranked as having the best infield arm in the Pacific Coast League and in the A's system by *Baseball America* entering 2010.

**2008:** Began season with Triple-A Sacramento (Oakland)...recalled by Oakland May 16 and made major league debut May 18 at Atlanta, starting at second base...walked in his first plate appearance and then singled off Jo-Jo Reyes for first career hit...optioned and recalled four times between Sacramento and Oakland...entered season as the 13th-best prospect and best infield arm in the A's system by *Baseball America*.

**2007:** Split season between Double-A Midland and Triple-A Sacramento (Oakland), combining to hit .292 (147-for-503) with 26 doubles, 59 RBI and a .348 on-base percentage in 133 games...named Texas League Midseason All-Star...batting average ranked seventh in the A's farm system...ranked best defensive shortstop with the best infield arm in the Texas League by *Baseball America*.

**2006:** Spent season with Single-A Stockton (Oakland)...led the California League in games (137)...finished second in the A's farm system in stolen bases (22)...entered the year ranked 16th-best prospect in the A's system by *Baseball America* and best defensive second baseman in the California League.

**2005:** Spent season with Single-A Kane County (Oakland)...placed on disabled list May 5-June 12 with a sprained right finger...entered the year ranked by *Baseball America* as the No. 27 prospect and best defensive infielder in the A's system.

**2004:** Began season in Oakland's extended spring training before joining Single-A Vancouver...all 68 of his appearances came at shortstop.

**2003:** Started professional career with AZL Athletics, posting a .323 on-base percentage in 32 games.

**PROFESSIONAL:** Signed by Oakland as minor league free agent July 17, 2001.

CAREER HIGHS	
Hits:	3, 2x, last 5/21/16 vs. BAL
RBI:	4, 6/20/16 at HOU
HR:	1, 4x, last 6/20/16 at HOU
GS:	1, 6/20/16 at HOU
SB:	1, 9/10/16 vs. TEX
Hit-Strike:	5, 7/25-8/2/14
WALK-OFF HITS	
	None
MULTI-HR GAMES	
	None



## PETIT'S PLAYING RECORD

YEAR	CLUB	AVG	G	AB	R	H	2B	3B	HR	RBI	SH	SF	HBP	BB	SO	SB	CS	OBP	OPS
2003	AZL Athletics	.265	32	117	13	31	6	0	0	12	2	0	0	10	22	3	5	.323	.639
2004	Vancouver	.256	68	254	34	65	9	2	4	35	4	2	3	20	67	3	3	.315	.669
2005	Kane County	.289	87	287	55	83	10	4	9	33	3	1	1	26	44	8	2	.349	.795
2006	Stockton	.256	137	519	71	133	25	7	8	63	9	5	5	38	96	22	13	.310	.688
2007	Midland	.306	66	268	33	82	14	0	4	31	4	1	1	25	44	9	3	.366	.769
	Sacramento	.277	67	235	20	65	12	0	2	28	3	3	3	16	48	1	2	.327	.680
2008	<b>OAKLAND</b>	<b>.348</b>	<b>14</b>	<b>23</b>	<b>4</b>	<b>8</b>	<b>2</b>	<b>0</b>	<b>0</b>	<b>0</b>	<b>0</b>	<b>0</b>	<b>0</b>	<b>2</b>	<b>9</b>	<b>0</b>	<b>0</b>	<b>.400</b>	<b>.835</b>
	Sacramento	.269	79	308	39	83	14	3	1	35	7	0	1	23	60	3	5	.322	.666
2009	<b>OAKLAND</b>	<b>.226</b>	<b>11</b>	<b>31</b>	<b>2</b>	<b>7</b>	<b>1</b>	<b>0</b>	<b>0</b>	<b>1</b>	<b>0</b>	<b>0</b>	<b>0</b>	<b>6</b>	<b>0</b>	<b>0</b>	<b>.228</b>	<b>.484</b>	
	Sacramento	.244	98	357	45	87	18	0	5	32	7	7	1	26	83	0	2	.292	.628
2010	Oklahoma City	.251	130	471	59	118	20	1	7	53	6	2	6	40	96	12	3	.316	.658
2011	DID NOT PLAY - INJURED																		
2012	Columbus	.260	111	377	51	98	24	0	10	45	6	4	6	29	75	1	2	.320	.723
2013	Tucson	.292	134	503	55	147	26	3	4	61	6	4	2	40	75	5	3	.344	.724
2014	Oklahoma City	.297	85	317	46	94	19	1	10	43	3	4	3	20	52	1	3	.340	.797
	<b>HOUSTON</b>	<b>.278</b>	<b>37</b>	<b>97</b>	<b>14</b>	<b>27</b>	<b>8</b>	<b>0</b>	<b>2</b>	<b>9</b>	<b>0</b>	<b>0</b>	<b>2</b>	<b>1</b>	<b>25</b>	<b>0</b>	<b>1</b>	<b>.300</b>	<b>.723</b>
2015	<b>TAMPA</b>	<b>.375</b>	<b>3</b>	<b>8</b>	<b>0</b>	<b>3</b>	<b>0</b>	<b>0</b>	<b>0</b>	<b>0</b>	<b>0</b>	<b>0</b>	<b>0</b>	<b>2</b>	<b>2</b>	<b>0</b>	<b>1</b>	<b>.500</b>	<b>.875</b>
	<b>NEW YORK-AL</b>	<b>.167</b>	<b>20</b>	<b>42</b>	<b>7</b>	<b>7</b>	<b>3</b>	<b>0</b>	<b>0</b>	<b>5</b>	<b>1</b>	<b>1</b>	<b>0</b>	<b>3</b>	<b>16</b>	<b>0</b>	<b>0</b>	<b>.217</b>	<b>.455</b>
	Scranton/WB	.230	46	174	19	40	10	0	2	15	1	0	0	8	22	0	0	.264	.586
2016	Salt Lake	.327	17	55	7	18	3	0	0	3	1	1	0	5	13	2	0	.377	.759
	<b>LOS ANGELES-AL</b>	<b>.245</b>	<b>89</b>	<b>204</b>	<b>21</b>	<b>50</b>	<b>13</b>	<b>1</b>	<b>2</b>	<b>17</b>	<b>2</b>	<b>1</b>	<b>1</b>	<b>15</b>	<b>51</b>	<b>1</b>	<b>1</b>	<b>.299</b>	<b>.647</b>
2017	Dunedin	.455	3	11	1	5	1	0	0	0	0	0	0	1	2	0	0	.500	1.045
	Buffalo	.253	73	281	26	71	19	1	4	30	2	4	0	10	48	2	1	.275	.645
	<b>Minor League Totals</b>	<b>.269</b>	<b>1236</b>	<b>4542</b>	<b>574</b>	<b>1223</b>	<b>230</b>	<b>22</b>	<b>70</b>	<b>519</b>	<b>64</b>	<b>38</b>	<b>32</b>	<b>339</b>	<b>849</b>	<b>72</b>	<b>48</b>	<b>.322</b>	<b>.698</b>
	<b>Major League Totals</b>	<b>.249</b>	<b>171</b>	<b>397</b>	<b>48</b>	<b>99</b>	<b>27</b>	<b>1</b>	<b>4</b>	<b>32</b>	<b>3</b>	<b>2</b>	<b>3</b>	<b>21</b>	<b>107</b>	<b>1</b>	<b>2</b>	<b>.291</b>	<b>.643</b>

## PETIT'S CAREER FIELDING RECORD

POSITION	PCT	G	PO	A	E	TC	DP	PB
Second Base	.974	79	96	126	6	228	35	—
Shortstop	.966	59	60	140	7	207	32	—
Third Base	.963	28	15	37	2	54	2	—
Outfield	1.000	7	19	0	0	19	0	—
<b>Totals</b>	<b>.970</b>	<b>173</b>	<b>190</b>	<b>303</b>	<b>15</b>	<b>508</b>	<b>69</b>	<b>—</b>

## ROBERTO CLEMENTE AWARD

Since 1971, Major League Baseball has annually presented an award that recognizes a player who best exemplifies the game of baseball through sportsmanship, community involvement and positive contributions to his team.

In 1973, following the tragic death of Roberto Clemente, the award was named to honor the man whose spirit and goodwill will always be remembered. The 12-time All-Star and Hall of Famer was killed in a plane crash in 1972 delivering food and medical supplies to earthquake victims in Nicaragua. The award recognizes those individuals who truly understand the value of helping others.

A panel of baseball dignitaries, including Vera Clemente and the Commissioner, annually selects the winner from a list of 30 candidates, one from each Major League Baseball Club. The winner of the national Roberto Clemente Award is announced during a pre-game ceremony at the World Series. Past winners include Jamie Moyer, Jim Thome, Rod Carew (Twins - 1977), Dave Winfield (Twins - 1994), Kirby Puckett (Twins - 1996), Curt Schilling, Al Leiter, Tony Gwynn, Willie Mays, Ozzie Smith, Derek Jeter, Albert Pujols, John Smoltz, Cal Ripken, Jr. and Andrew McCutchen.

The 2017 Minnesota Twins Roberto Clemente Award nominee was Joe Mauer. The Cubs' Anthony Rizzo was the 2017 winner.





# 35 MICHAEL PINEDA



## RIGHT-HANDED PITCHER

H/W: 6-7/260      B/T: R/R  
Opening Day Age: 29  
Born: 1/18/89 in Yaguatae, DR  
Resides: Yaguatae, DR

Acquired: Signed as free agent, 12/13/17  
M.L. Service: 6 years, 99 days  
Options Used: 1 of 3  
Contract Status: Signed thru 2019

**PERSONAL:** Michael Francisco Pineda (pronounced pin-EH-duh)...daughter Emilia...played shortstop before being converted to a pitcher by Seattle...learned to play baseball on a field next to a closed sugar plant; the outfield wall was marked by spare tires and there would frequently be cows grazing in left field...owns a farm in his native Dominican Republic, where he raises chickens in addition to growing a number of crops.

**CAREER HIGHLIGHTS:** Twins mark third organization (Seattle 2006-11 and New York-AL 2012-17)...underwent "Tommy John" surgery in July of 2017...named AL Player of the Week in May of 2015...named 2011 All-Star with Seattle...AL Rookie of the Month in April of 2011...finished 2011 fifth in AL Rookie of the Year voting...Seattle's 2010 minor league Pitcher of the Year and was a finalist for the USA Today Minor League Player of the Year...2008 Mariners minor league Pitcher of the Year.

### 2017:

- Made fifth career Opening Day roster (4 with New York-AL: 2014-17 and 1 with Seattle: 2011).
- Started in Yankees Home Opener April 10 vs. Tampa Bay, retired the game's first 20 batters, before his perfect game was spoiled by Evan Longoria's two-out double in the seventh...was the first major league pitcher to take a perfect game into the seventh inning of his team's home opener since Houston's J.R. Richard (perfect through 6.1 IP) April 10, 1980 vs. Los Angeles-NL (Elias).
- Recorded 17 strikeouts and no walks in his first two starts, the most strikeouts without a walk through a pitcher's first two starts of a season in Yankees history, and tied for the most in AL history (Toronto's J.A. Happ in 2017, Boston's Roger Clemens in 1991).
- Recorded second career hit May 5 at Chicago-NL, singling off Kyle Hendricks.
- Placed on 10-day disabled list July 14 with a right UCL injury...transferred to 60-day disabled list July 16, missing the remainder of the season...had his right UCL injury examined by Reds Medical Director Dr. Timothy Kremchek July 17, who agreed with the original recommendation of "Tommy John" surgery from Yankees Head Team Physician Dr. Christopher Ahmad...underwent "Tommy John" surgery July 18 in Cincinnati, performed by Dr. Kremchek.

**2016:** Spent third season with New York-AL...issued a four-pitch walk to Josh Reddick April 19 vs. Oakland, his first four-pitch walk as a Yankee (had faced 1,009 batters as Yankee prior to allowing one); first four-pitch walk since September 21, 2011 at Minnesota (with Seattle)...recorded 500th career strikeout July 6 at Chicago-AL, fanning Tim Anderson...made 100th career start September 30 vs. Baltimore...finished season with single-season career-highs in innings pitched (175.2), starts (32) and strikeouts (207)...ranked sixth in AL in strikeouts; 14th-highest strikeout total in Yankees history...had fifth-lowest innings total (175.2 IP) by a 200-strikeout pitcher in AL history...finished ninth in the AL with a 3.91 strikeout-per-walk ratio...led the AL and set a Yankees record with a 10.61 strikeout-per-9.0 IP ratio, fifth-best mark in baseball...ranked third among AL starters with a 27.4% strikeout rate (207 strikeouts/756 batters faced), trailing only Justin Verlander (28.1%) and Chris Archer (27.4%)...was the second-highest strikeout rate in Yankees history (David Cone - 27.6% in 1997)...induced a swinging strike on an AL-best 14.1% of his pitches, fourth-highest in baseball...batters swung at 35.4% of his pitches outside the zone, third-highest in baseball (2nd-highest in the AL to Masahiro Tanaka, 36.5%)...his 4.05 run support average ranked fifth-lowest in the AL.

**2015:** Spent second season with New York-AL...snapped a streak of 585 batters (146.1 IP) without a hit-by-pitch when he hit Brandon Guyer April 29 vs. Tampa Bay...placed on 15-day disabled list with a right flexor forearm muscle strain July 30-August 26...named AL Player of the Week May 4-10, after going 2-0, 0.60 ERA (15.0 IP, 1 ER) in two starts, including a career-high 16 strikeouts May 10 vs. Baltimore; his first career weekly honor; set a modern AL record and tied the major league record for the most strikeouts in a start of 7.0 IP-or-fewer...finished with a 7.43 strikeout-to-walk ratio (156 K, 21 BB), the highest ever by a Yankee (min. 150 IP); ranked second in baseball (Max Scherzer, 8.12) and sixth-highest single-season mark in AL history (min. 150.0 IP)...finished seventh in the AL (min. 150.0 IP) with an 8.74 strikeout to 9.0 IP ratio...led Yankees in strikeouts (156) and tied for second in wins (12)...led AL with 12 starts with 0 walks (4th in baseball)...did not issue a four-pitch walk to any of the 668 batters he faced, going to a three-ball count on just 87 of them (13.2%).

**2014:** Earned first victory as a Yankee April 10 win vs. Boston, his first win since July 30, 2011 vs. Tampa Bay (with Seattle)...ejected in the second inning April 23 at Boston by homeplate Umpire Gerry Davis for having a foreign substance on his neck...suspended for 10 games April 24; reinstated May 6...placed on 15-day disabled list with a right shoulder muscle injury May 6...transferred to 60-day disabled list June 3; reinstated August 13 after missing 87 games...recorded an 8.43 strikeout-to-walk ratio (7 BB, 59 K), the highest-ever mark for a Yankees pitcher (min. 75.0 IP)...was second-lowest mark in baseball (Phil Hughes, 0.69).

**2013:** Began season on 60-day disabled list recovering from right shoulder surgery...combined to go 2-0, 2.82 ERA (22.1 IP, 7 ER) in five rehab starts with Single-A Tampa, Double-A Trenton and Triple-A Scranton/Wilkes-Barre...returned from rehab, reinstated from the 60-day disabled list July 7.

**2012:** Acquired by New York-AL via trade January 23 along with right-handed pitcher Vicente Campos, in exchange for catcher Jesus Montero and right-handed pitcher Hector Noesi...missed entire season on disabled list...underwent season-ending surgery May 1 to repair an anterior labral tear in right shoulder; procedure performed by Dr. David Altchek...transferred to 60-day disabled list May 4.

### CAREER HIGHS

IP: 8.0, 3x, last 6/28/15 at HOU  
SO: 16, 5/10/15 vs. BAL  
Walks: 5, 2x, last 6/28/11 vs. ATL  
CG: 1, 6/28/15 at HOU  
Low-Hit CG: 7, 6/28/15 at HOU  
Win-Streak: 4, 4/12-28/11





**2011:** Opened season in Mariners starting rotation and—at 22 years, 72 days (as of March 31)—was the third-youngest AL player on a 2011 Opening Day roster, behind Kansas City's Tim Lincecum (21 years, 222 days) and Chicago-AL's Chris Sale (22 years, 1 day)...made major league debut April 5 at Texas, allowing three earned runs in 6.0 innings pitched with five hits allowed, one walk and four strikeouts and was dealt the loss...struck out first batter faced (Ian Kinsler) on three pitches...earned first major league win April 12 vs. Toronto, allowing two runs (1 earned) in 7.1 innings pitched...named April AL Rookie of the Month, going 4-1, 2.01 ERA (31.1 IP, 7 ER) in five starts...recorded first major league hit June 23 at Washington, singling off Jason Marquis...named to AL All-Star Team (replacing Justin Verlander), after going 8-6, 3.03 ERA (113.0 IP, 38 ER) in 18 starts in the first half...finished fifth in AL Rookie of the Year Award voting after leading all rookies in baseball in strikeouts (173)...ranked second among MLB rookies in innings (171.0), opponent batting average (.211) and quality starts (19), tied for second in starts (28) and ranked fourth in wins (9).

**2010:** Named Seattle's minor league Pitcher of the Year and was a finalist for the USA Today Minor League Player of the Year after combining to go 11-4, 3.36 ERA (139.1 IP, 52 ER) in 25 starts between Double-A West Tennessee and Triple-A Tacoma...named to *Baseball America's* Double-A All-Star Team...named Pacific Coast League Pitcher of the Week July 4...ranked Seattle's number two prospect, best fastball and best slider in organization by *Baseball America*...named third-best prospect in both the Southern League and Pacific Coast League; also as having the best fastball and best pitching prospect in Southern League...added to the Mariners 40-man roster on November 19.

**2009:** Missed a majority of the season, enduring two stints on the minor league disabled list (April 27-May 12 and May 17-August 17) with a right elbow strain.

**2008:** Spent entire season with Single-A Wisconsin...named Mariners minor league Pitcher of the Year and Wisconsin's Pitcher of the Year...co-winner of the Midwest League Pitcher of the Week August 25-September 1.

**2007:** Went 6-1, 2.29 ERA (59.0 IP, 15 ER) in 15 games (12 starts) with the DSL Mariners and was named the club's Pitcher of the Year.

**2006:** Made professional debut with the DSL Mariners, going 2-1, 0.44 ERA (20.1 IP, 1 ER) in eight appearances (3 starts)...led the team in ERA.

**PROFESSIONAL:** Signed by Mariners as undrafted free agent December 12, 2005...signed by Patrick Guerrero.

### PINEDA'S PITCHING RECORD

YEAR	CLUB	W-L	ERA	G	GS	CG	SH	SV	IP	H	R	ER	HR	HB	BB	SO	WP	K/9	BAA
2006	DSL Mariners	2-1	0.44	8	3	0	0	0	20.1	14	4	1	0	0	7	14	2	6.2	.189
2007	DSL Mariners	6-1	2.29	15	12	0	0	0	59.0	70	25	15	2	2	11	48	2	7.3	.286
2008	Wisconsin	8-6	1.95	26	21	1	1	0	138.1	109	38	30	7	5	35	128	6	8.3	.216
2009	AZL Mariners	0-0	0.00	2	2	0	0	0	3.0	2	0	0	0	0	0	4	0	12.0	.200
	High Desert	4-2	2.84	10	8	0	0	0	44.1	29	16	14	3	6	6	48	2	9.7	.190
2010	West Tenn	8-1	2.22	13	13	0	0	0	77.0	67	23	19	1	4	17	78	2	9.1	.228
	Tacoma	3-3	4.76	12	12	0	0	0	62.1	54	33	33	9	3	17	76	0	11.0	.227
2011	SEATTLE	9-10	3.74	28	28	0	0	0	171.0	133	76	71	18	5	55	173	9	9.1	.211
2012	NEW YORK-AL	DID NOT PLAY - INJURED																	
2013	TAMPA	0-0	1.08	2	2	0	0	0	8.1	7	3	1	0	0	2	7	0	7.6	.206
	Trenton	1-0	4.00	2	2	0	0	0	9.0	6	4	4	2	1	6	8	0	8.0	.182
	Scranton/WB	1-1	3.86	6	6	0	0	0	23.1	18	10	10	2	2	6	26	1	10.0	.205
2014	Scranton/WB	0-1	1.17	2	2	0	0	0	7.2	9	1	1	0	0	1	11	0	12.9	.281
	NEW YORK-AL	5-5	1.89	13	13	0	0	0	76.1	56	18	16	5	0	7	59	3	7.0	.200
2015	Trenton	0-1	6.00	1	1	0	0	0	3.0	4	2	2	0	0	0	0	0	0.0	.333
	Scranton/WB	0-0	1.93	1	1	0	0	0	4.2	3	1	1	0	1	0	3	0	5.8	.176
	NEW YORK-AL	12-10	4.37	27	27	1	0	0	160.2	176	83	78	21	3	21	156	4	8.7	.278
2016	NEW YORK-AL	6-12	4.82	32	32	0	0	0	175.2	184	98	94	27	6	53	207	7	10.6	.266
2017	NEW YORK-AL	8-4	4.39	17	17	0	0	0	96.1	103	55	47	20	2	21	92	5	8.6	.269
	Minor League Totals	33-17	2.56	100	85	1	1	0	460.1	392	160	131	26	24	108	451	15	8.8	.226
	Major League Totals	40-41	4.05	117	117	1	0	0	680.0	652	330	306	91	16	157	687	28	9.1	.249

### PINEDA'S CAREER FIELDING RECORD

POSITION	PCT	G	PO	A	E	TC	DP	PB
Pitcher	.943	117	34	81	7	122	4	—

### PINEDA'S BATTING RECORD

BATTING	AVG	AB	R	H	2B	3B	HR	RBI	SH	SF	HBP	BB	SO	SB	OBP	OPS
Career	.182	11	0	2	0	0	0	0	1	0	0	0	6	0	.182	.364

### PINEDA'S ALL-STAR GAME RECORD

YEAR	HOST	W-L	ERA	G	GS	CG	SH	SV	IP	H	R	ER	HR	HB	BB	SO	WP	K/9	BAA
2011	Arizona	0-0	0.00	1	0	0	0	0	1.0	0	0	0	0	0	0	2	0	18.0	.000





# 11 JORGE POLANCO



**INFIELDER**

H/W: 5-11/198      B/T: S/R  
Opening Day Age: 24  
Born: 7/5/1993 in San Pedro de Macoris, DR  
Resides: San Pedro de Macoris, DR

Acquired: Signed as undrafted free agent, 7/6/09  
M.L. Service: 1 year, 105 days  
Options Used: 3 of 3  
Contract Status: Signed thru 2018

**PERSONAL:** Jorge Luis Polanco...Twitter: @Jorge\_Polanco1...wife Lucero (Ramirez)...son Jorge Luis (born in late 2017)...signed out of San Pedro de Macoris, Dominican Republic one day after 16th birthday on July 6, 2009...if he wasn't a baseball player, he would be an accountant...hobbies include playing pool and being with family...participated in 2017-18 Twins Winter Caravan.

**CAREER HIGHLIGHTS:** Homered from both sides of plate August 29, 2017, the fifth player in club history to do so at the time (Chili Davis, Roy Smalley, Ryan Doumit and Kennys Vargas)...ranked sixth-best prospect in Twins system by *Baseball America* entering 2016...made major league debut June 26, 2014 at Los Angeles-AL...at 20 years and 356 days old, became the youngest Twin to debut since Joe Mauer at 20 years, 352 days in 2004...named Southern League All-Star in 2015...ranked eighth-best prospect and best strike zone discipline in Twins system by *Baseball America* entering 2015, and best defensive shortstop in Florida State League by *Baseball America*.

**2017:**

- Made Twins Opening Day roster for first time in career as shortstop, batted seventh April 3 vs. Kansas City.
- Set single-game career-high with four hits May 22 at Baltimore...tied with four hits again August 7 vs. Milwaukee.
- Placed on bereavement list June 7-12 to attend death of his grandfather.
- Hit safely in season-high 10 straight games August 2-12, hitting .459 (17-for-37) with four doubles, one triple, five RBI and a .487 on-base percentage in that span.
- Homered from both sides of the plate August 29 vs. Chicago-AL, becoming the fifth player in club history to do so, joining Kennys Vargas (2016), Roy Smalley (1986), Chili Davis (1992) and Ryan Doumit (2012).
- Hit .373 (38-for-102) with 10 doubles, two triples, six home runs, 23 RBI, a .413 on-base percentage and a 1.099 OPS in 27 August games...ranked fifth in baseball in average and tied for eighth in hits.
- Hit .316 (65-for-206) with 42 RBI in 55 games from August 2 through the end of the season, eighth-best batting average in the AL in that span and tied for fifth-most RBI.
- Batted out of the third place spot for a majority of final two months; hit .259 (30-for-116) with eight home runs and 22 RBI while batting third in lineup.
- Hit seven of his 13 home runs against Chicago-AL.
- Hit .260 (84-for-323) with nine home runs as left-handed hitter and .248 (41-for-165) with four homers as right-handed hitter.
- Played 130 games (127 starts) at shortstop, the ninth-most in the AL; most games at position since Pedro Florimon played 133 in 2013.
- Set single-season career-highs in games (133), runs (60), hits (125), home runs (13), RBI (74), walks (41) and stolen bases (13).
- Finished with 74 RBI, fifth-most in club history for a shortstop; 30 doubles ranked 10th...74 RBI ranked fifth in the AL among shortstops.
- Joined Francisco Lindor and Elvis Andrus as one of three shortstops in baseball with 30-plus doubles, 10-plus homers, 70-plus RBI and 10-plus stolen bases.

**CAREER HIGHS**

Hits: 4, 2x, last 8/7/17 vs. MIL  
RBI: 4, 9/13/16 at DET  
HR: 2, 8/29/17 vs. CWS  
GS: - -  
SB: 1, 18x, last 9/23/17 at DET  
Hit-Strike: 13, 5/20-8/11/16

**WALK-OFF HITS**

5/20/17 vs. KC (SF\*)

**MULTI-HR GAMES**

9/29/17 vs. CWS (both sides)



**AL LEADERS**

**DOUBLES AMONG SWITCH HITTERS IN 2017**

1. José Ramírez, CLE.....	56
2. Jed Lowrie, OAK.....	49
3. Francisco Lindor, CLE.....	44
4. Carlos Santana, CLE.....	37
5. Marwin Gonzalez, HOU.....	34
6. <b>Jorge Polanco, MIN.....</b>	<b>30</b>
Melky Cabrera, CWS-KC.....	30
Chase Headley, NYY.....	30

**2016:** Began season with Triple-A Rochester but had four different stints with the Twins during season...hit first major league home run May 15 at Cleveland, a solo shot off Trevor Bauer...hit safely in season-high 13 straight games May 20-August 11 (time with Rochester in between), hitting .377 (20-for-53) with four doubles, two triples and six RBI in that span...recorded first career three-hit game August 17 at Atlanta; recorded three hits again August 31 at Cleveland and September 13 at Detroit...hit .321 (34-for-106) with five doubles, four triples, eight RBI and 11 runs scored in 26 August games...among AL rookies, he ranked first in triples (4), second in hits (69) and third in batting average (.282)...recorded career-high four RBI, going 3-for-4 with a home run and a double September 13 at Detroit...from time of final recall (July 30) through end of season, ranked third among AL rookies in hits (63), fourth in games (56) and batting average (.288), and tied for fifth in doubles (12) and RBI (23)...combined to hit .279 (150-for-538) with 29 doubles, 10 triples, 13 home runs, 56 runs scored and nine stolen bases in 144 games between Rochester and Minnesota...hit .309 (21-for-68) as right-handed batter and .271 (48-for-177) as left-handed batter for Twins...played 47 games (45

starts) at shortstop, nine (all starts) at third base and five (all starts) at second base.



**2015:** Optioned from Twins spring training to Double-A Chattanooga March 15...hit second career grand slam in second game April 10 at Montgomery...hit safely in season-high nine straight games May 22-June 2, hitting .390 (16-for-41) in that span...hit .364 (40-for-110) with four doubles, one triple, one home run, 15 RBI and 19 runs scored in 26 May games...recalled by Minnesota June 10 as Eddie Rosario was placed on Paternity List; optioned back after the game...named Southern League All-Star and went 2-for-2 with a run scored as a reserve for the North Division...promoted to Triple-A Rochester July 4...recorded four hits twice on season, once with Chattanooga May 10 vs. Jacksonville and once with Rochester July 12 at Syracuse...recalled by Minnesota again July 29 as Trevor Plouffe was placed on Paternity List; optioned to Chattanooga July 31...hit .323 (21-for-65) against left-handed pitching at Chattanooga and .283 (93-for-329) against right-handed pitching...played 102 minor league games at shortstop and eight games at second base...ranked sixth best prospect in Twins system by *Baseball America* entering 2016...also ranked 14th best prospect in Southern League by same publication.

### TWINS ALL-TIME LEADERS

#### SINGLE-SEASON RBI FOR SHORTSTOPS

1. Roy Smalley, 1979	95
2. Roy Smalley, 1978	77
Zoilo Versalles, 1965	77
4. Leo Cardenas, 1971	75
5. Jorge Polanco, 2017	74

**2014:** Optioned from Twins spring training to Single-A Ft. Myers March 9...hit .327 (32-for-98) with six doubles, two home runs, 15 RBI and 20 runs scored in 25 April games...hit safely in 16 straight games May 1-19...named Florida State League Player of the Week June 16-22, hitting .444 (12-for-27) with one double, one triple, one home run, three RBI and four runs scored in seven games...recalled by Minnesota June 26 when the Twins placed Yohan Pino on the DL...made major league debut June 26 at Los Angeles-AL, entering game as pinch hitter and drawing a walk on four pitches, eventually coming around to score...at 20 years and 356 days old, he became the youngest Twin to debut since Joe Mauer at 20 years, 352 days...recorded first major league hit and RBI June 27 at Texas, hitting a two-run triple off Joakim Soria...according to Stats, LLC, he became the third player in Twins history to record a triple as first major league hit and the first since Jimmie Hall on April 16, 1963; the first was Bernie Allen on April 10, 1961, vs. the Kansas City A's...optioned to Single-A Ft. Myers June 30 when the Twins activated Trevor Plouffe...recorded five-hit game for Miracle July 18 at Daytona...recalled again for a day July 24 when the Twins traded Kendrys Morales to Seattle; optioned to Double-A New Britain July 25...hit first Double-A home run August 27 at Binghamton...hit .347 (25-for-72) with three doubles, 13 RBI, 11 runs scored and a .413 on-base percentage in his final 19 games for Rock Cats...ranked eighth best prospect and best strike-zone discipline in Twins system by *Baseball America* entering 2015...also rated best defensive shortstop in Florida State League by *Baseball America*.

**2013:** Played entire season with Single-A Cedar Rapids and hit two-run homer in first at-bat of the season April 4 vs. Beloit...hit .341 (30-for-88) in 22 April games, highest monthly average in 2013; hit safely in 17 of the 22 games with nine being multi-hit games...named Twins minor league Player of the Week May 3, batting .429 (12-for-28) with three doubles and 10 RBI in seven games...named Midwest League Midseason All-Star...named Twins minor league Player of the Week June 28, recording 11 RBI in five games June 22-27, hitting .500 (12-for-24) during that span...ended season with 12-game hitting streak August 6-September 2, hitting .327 (16-for-49) with six doubles in that span...finished the season sixth in the Midwest League in batting average (.308)...ranked 20th best prospect in Midwest League...played for Leones del Escogido in the Dominican Winter League following the season...added to Twins 40-man roster November 20...named shortstop on MiLB.com Twins organizational All-Star team...named 10th best prospect and best strike-zone discipline in the Twins system by *Baseball America* entering 2014.

**2012:** Spent entire season with Rookie Elizabethton...named second baseman on MiLB.com Twins organizational All-Star team.

**2011:** Played entire season with GCL Twins...ranked 28th best prospect in Twins organization by *Baseball America* entering 2012.

**2010:** Began season in the Dominican Summer League...transferred to GCL July 5...rated best defensive infielder in the Twins system by *Baseball America* for the second consecutive season...ranked 17th best prospect in Twins organization by *Baseball America* entering 2011.

**2009:** Rated best defensive infielder in the Twins system by *Baseball America* entering 2010.

**PROFESSIONAL:** Signed by Twins as undrafted free agent July 6, 2009; signed by scout Fred Guerrero.

### POLANCO'S PLAYING RECORD

YEAR	CLUB	AVG	G	AB	R	H	2B	3B	HR	RBI	SH	SF	HBP	BB	SO	SB	CS	OBP	OPS
2010	DSL Twins	.250	18	60	5	15	2	0	0	7	0	2	0	6	9	1	3	.309	.592
	GCL Twins	.223	34	103	12	23	5	0	1	12	2	2	0	12	9	2	4	.299	.600
2011	GCL Twins	.250	51	172	21	43	8	3	1	16	2	1	3	15	24	6	4	.319	.668
	Elizabethton	.318	51	173	35	55	15	2	5	27	3	5	3	20	26	6	3	.388	.902
2013	Cedar Rapids	.308	115	465	76	143	32	10	5	78	3	10	3	42	59	4	4	.362	.814
2014	Ft. Myers	.291	94	378	61	110	17	6	6	45	1	6	1	46	60	10	8	.364	.779
	MINNESOTA	.333	5	6	2	2	1	1	0	3	0	0	0	2	0	0	0	.500	1.333
	New Britain	.281	37	146	13	41	6	0	1	16	2	0	0	9	28	7	3	.323	.665
2015	Rochester	.284	22	88	7	25	6	0	0	6	0	2	0	4	10	1	0	.309	.661
	MINNESOTA	.300	4	10	1	3	0	0	0	1	0	0	0	2	1	1	0	.417	.717
	Chattanooga	.289	95	394	55	114	17	3	6	47	0	2	0	35	63	18	10	.346	.739
2016	Rochester	.276	75	293	32	81	14	6	9	39	0	4	1	27	51	5	4	.335	.792
	MINNESOTA	.282	69	245	24	69	15	4	4	27	2	3	3	17	46	4	3	.332	.756
2017	MINNESOTA	.256	133	488	60	125	30	3	13	74	7	6	2	41	78	13	5	.313	.723
Minor League Totals		.286	592	2272	317	650	122	30	34	293	13	34	11	216	339	60	43	.346	.757
Major League Totals		.266	211	749	87	199	46	8	17	105	9	9	5	62	127	18	8	.322	.739

### POLANCO'S CAREER FIELDING RECORD

POSITION	PCT	G	PO	A	E	TC	DP	PB
Shortstop	.957	185	210	481	31	722	101	—
Third Base	.864	9	2	17	3	22	2	—
Second Base	.958	5	9	14	1	24	3	—
Totals	.954	199	221	512	35	768	106	—

### POLANCO'S WILD CARD GAME RECORD

YEAR	OPPONENT	AVG	G	AB	R	H	2B	3B	HR	RBI	SH	SF	HBP	BB	SO	SB	CS	OBP	OPS
2017	New York-AL	.250	1	4	2	1	0	0	0	0	0	0	0	1	2	0	0	.400	.650





# 57 RYAN PRESSLY

H/W: 6-2/210      B/T: R/R  
Opening Day Age: 29  
Born: 12/15/1988 in Dallas, TX  
Resides: Argyle, TX

Acquired: Rule 5 Draft from Boston, 12/6/16  
M.L. Service: 4 years, 39 days  
Options Used: 3 of 3  
Contract Status: Signed thru 2018

## RIGHT-HANDED PITCHER

**PERSONAL:** Thomas Ryan Pressly...2007 graduate of Marcus (TX) High School...attended Carrollton American Heritage Academy for first three years of high school as pitcher and shortstop, leading the conference in 23 different offensive categories...transferred to Marcus High School for senior year...played baseball and football (defensive back) there...was tackled and suffered torn ACL during senior season, ending football career...received scholarship to play baseball at Texas Tech but elected to play professional baseball...participated in 2017 Twins Winter Caravan.

**CAREER HIGHLIGHTS:** Leads Twins in appearances (156) since 2015...appeared in 72 games in 2016, tied for fourth-most in AL...appeared in 49 games in 2013, tied for eighth-most for a rookie in club history; pitched 76.2 innings, sixth-most for a rookie reliever in club history...Twins are his second organization (Boston, 2008-12) after being drafted by Red Sox in 11th round of 2007 First-Year Player Draft...selected by Twins in major league phase of Rule 5 Draft at Winter Meetings in 2012 (4th overall)...is one of six Rule 5 selections for the Twins since 2010 (all pitchers — Tyler Kinley 2017, Justin Haley 2016, J.R. Graham 2014, Terry Doyle 2011, Scott Diamond 2010).

### 2017:

- Made Twins Opening Day roster for third time in career.
- Had two different stints with Triple-A Rochester, going 2-0, 0.90 ERA (10.0 IP, 1 ER) in seven games.
- Went 1-2, 8.25 ERA (24.0 IP, 22 ER) in first 25 appearances April 5-July 1; went 1-1, 2.41 ERA (37.1 IP, 10 ER) in final 32 games.
- Struck out five batters without allowing a hit in 2.0 innings May 18 vs. Colorado (Game 1), becoming one of just six Twins relievers all-time to strike out five-plus and not allow a hit in 2.0 innings or fewer, joining Joe Nathan, Juan Rincon, Grant Balfour, Mike Trombley and Rick Aguilera.
- Posted season-high 9.1 scoreless inning streak July 30-August 15.
- Posted a career-best .229 opponent batting average...also set a career high with 8.95 strikeout-per-9.0 IP ratio.
- Finished with 57 appearances, the second-most of his career (72 in 2016).
- Went 2-1, 2.88 ERA (25.0 IP, 8 ER) in 25 home games and 0-2, 5.94 ERA (36.1 IP, 24 ER) in 32 home games.
- Held right-handed hitters to a .196 batting average and left-handed hitters to a .281 batting average.
- Combined to go 4-3, 4.16 (71.1 IP, 33 ER) with 24 walks and 76 strikeouts in 64 games between Rochester and Minnesota.

**2016:** Made Twins Opening Day roster for second time in career and first since 2013; spent entire season with Twins...posted a 1.98 ERA (13.2 IP, 3 ER) with one walk and 14 strikeouts in 14 June games...held opponents scoreless in 50 of 72 appearances...set career-highs in games (72), innings pitched (75.1), wins (6) and strikeouts (67)...held left-handed hitters to a .252 (30-for-119) average, compared to .275 (49-for-178) for right-handers...posted an ERA of 2.41 (37.1 IP, 10 ER) in 37 home games, compared to 4.97 ERA (38.0 IP, 21 ER) in 35 road games...struck out multiple batters in 19 games, including tying his career-high of four, April 24 at Washington...led Twins in games (72) and holds (14) and tied for third in wins (6)...ranked fourth in AL in relief innings pitched (75.1) and tied for fourth in games (72).

**2015:** Optioned from Twins spring training to Triple-A Rochester March 21...appeared in seven games for the Red Wings and was recalled by Minnesota May 1 when Tim Stauffer was placed on disabled list...earned win in his first appearance, tossing a season-high 2.2 scoreless innings May 3 vs. Chicago-AL...posted 2.84 ERA (12.2 IP, 4 ER) in 12 June games...did not allow a home run on the season, one of two pitchers in baseball with a minimum of 25.0 innings pitched to not allow a homer, St. Louis' Adam Wainwright being the other...placed on 15-day disabled list July 6 with right lat strain and did not return...transferred to 60-day disabled list August 3 when the Twins selected contract of Tyler Duffey from Rochester.

**2014:** Optioned from Twins spring training to Triple-A Rochester March 24...posted 2.04 ERA (17.2 IP, 4 ER) with one save in nine May games...recorded at least one strikeout in 24 straight games April 26-June 8, fanning 45 in 42.1 innings during that time...did not allow a home run in first 25 appearances (43.0 IP) April 6-June 20; first home run allowed was to Jose Pirella June 24 at Scranton/Wilkes-Barre...converted six of seven save opportunities for the Red Wings...recalled July 24 and spent rest of season with Minnesota...eight of first nine appearances for the Twins were scoreless July 24-August 15, posting a 0.75 ERA in that span...combined to go 3-4, 2.94 ERA (88.2 IP, 29 ER) with 29 walks and 77 strikeouts in 60 games between Rochester and Minnesota.

**2013:** Spent entire season on Twins roster, his first with a major league club...made major league debut April 4 vs. Detroit, tossing 1.0 scoreless inning with one hit allowed and one strikeout...earned first major league win May 8 at Boston, tossing a career-high 4.0 scoreless innings with two hits allowed...did not allow a home run in first 23 appearances (34.0 IP) April 4-June 22; allowed first home run June 26 at Miami to Placido Polanco...posted a 1.20 ERA (30.0 IP, 4 ER) in first 21 games April 4-June 14 with opponents hitting .200 (22-for-110)...posted ERA's of 1.69 (10.2

### CAREER HIGHS

IP: 4.0, 5/8/13 at BOS  
SO: 5, 5/18 vs. COL  
Walks: 3, 2x, last 5/7/16 at CWS  
CG: - -  
Low-Hit CG: - -  
Win-Streak: 3, 7/20-7/28/16





IP, 2 ER) in seven April games and 1.10 (16.1 IP, 2 ER) in 10 May games...appeared in 49 games, tied for eighth most for a rookie in club history; pitched 76.2 innings, sixth most for a rookie reliever in club history...ranked 10th among AL rookies in innings pitched, first among relievers, and third among all MLB relievers...tied for fifth among AL rookies in appearances.

**2012:** Started season with Single-A Salem (Boston)...promoted to Double-A Portland July 15...converted from starter to reliever...held right-handed batters to a .190 average (11-for-58)...combined to go 7-5, 5.38 ERA (103.2 IP, 62 ER) with 36 walks and 82 strikeouts in 34 games (12 starts) between both levels...pitched for Surprise Saguaros in the Arizona Fall League, going 0-0, 3.86 ERA (14.0 IP, 6 ER) with one save, one walk and 18 strikeouts in 10 games...selected by Minnesota in the major league phase of the Rule 5 Draft (4th overall) December 6, 2012.

**2011:** Spent entire season with Single-A Salem (Boston)...went 3-0, 2.33 ERA (19.1 IP, 5 ER) in four April starts...tossed at least 5.0 innings in 17 of 26 games...tied for first in Carolina League in starts (26)...led Salem in innings pitched (130.0).

**2010:** Spent entire season with Single-A Greenville (Boston)...tied for second on the club in starts (24)...ranked seventh among Red Sox minor leaguers in ERA (3.72).

**2009:** Spent entire season with Single-A Lowell (Boston)...led club in strikeouts-per-9.0 IP (9.65)...tied for first on the club in strikeouts (64), and tied for second in wins (6)...made one playoff appearance, allowing one run in 3.0 innings pitched.

**2008:** Spent first professional season with GCL Red Sox, going 1-4, 3.79 ERA (40.1 IP, 17 ER) in 10 games...went 0-4, 4.21 ERA (36.1 IP, 17 ER) in nine starts.

**PROFESSIONAL:** Selected by Boston in 11th round of 2007 First-Year Player Draft; signed by scout Jim Robinson.

### PRESSLY'S PITCHING RECORD

YEAR	CLUB	W-L	ERA	G	GS	CG	SH	SV	IP	H	R	ER	HR	HB	BB	SO	WP	K/9	BAA
2008	GCL Red Sox	1-4	3.79	10	9	0	0	0	40.1	41	18	17	2	3	21	34	4	7.6	.277
2009	Lowell	6-4	3.17	13	11	0	0	0	59.2	48	22	21	1	2	25	64	7	9.7	.220
2010	Greenville	5-7	3.72	26	24	0	0	0	113.2	110	55	47	9	5	43	96	5	7.6	.256
2011	Salem	6-11	4.50	26	26	0	0	0	130.0	125	84	65	9	13	53	72	11	5.0	.251
2012	Salem	5-3	6.28	20	12	0	0	0	76.0	86	58	53	9	4	26	61	10	7.2	.287
	Portland	2-2	2.93	14	0	0	0	0	27.2	23	9	9	2	0	10	21	2	6.8	.232
2013	MINNESOTA	3-3	3.87	49	0	0	0	0	76.2	71	37	33	5	0	27	49	7	5.8	.251
2014	Rochester	1-4	2.98	35	0	0	0	6	60.1	55	25	20	1	1	21	63	6	9.4	.238
	MINNESOTA	2-0	2.86	25	0	0	0	0	28.1	30	10	9	3	1	8	14	1	4.4	.278
2015	Rochester	0-2	4.50	7	0	0	0	0	10.0	6	7	5	1	0	6	15	3	13.5	.176
	MINNESOTA	3-2	2.93	27	0	0	0	0	27.2	27	9	9	0	0	12	22	2	7.2	.257
2016	MINNESOTA	6-7	3.70	72	0	0	0	1	75.1	79	34	31	8	2	23	67	7	8.0	.266
2017	Rochester	2-0	0.90	7	0	0	0	4	10.0	5	1	1	0	0	5	15	0	13.5	.152
	MINNESOTA	2-3	4.70	57	0	0	0	0	61.1	52	34	32	10	3	19	61	5	9.0	.229
<b>Minor League Totals</b>		<b>28-37</b>	<b>4.06</b>	<b>158</b>	<b>82</b>	<b>0</b>	<b>0</b>	<b>10</b>	<b>527.2</b>	<b>499</b>	<b>279</b>	<b>238</b>	<b>34</b>	<b>28</b>	<b>210</b>	<b>441</b>	<b>48</b>	<b>7.5</b>	<b>.251</b>
<b>Major League Totals</b>		<b>16-15</b>	<b>3.81</b>	<b>230</b>	<b>0</b>	<b>0</b>	<b>0</b>	<b>1</b>	<b>269.1</b>	<b>259</b>	<b>124</b>	<b>114</b>	<b>26</b>	<b>6</b>	<b>89</b>	<b>213</b>	<b>22</b>	<b>7.1</b>	<b>.254</b>

### PRESSLY'S CAREER FIELDING RECORD


POSITION	PCT	G	PO	A	E	TC	DP	PB
Pitcher	.962	230	17	34	2	53	4	—







# 43 ADDISON REED



## RIGHT-HANDED PITCHER

H/W: 6-4/230      B/T: L/R  
 Opening Day Age: 29  
 Born: 12/27/1988 in Montclair, CA  
 Resides: Canton, OH

Acquired: Signed as free agent, 1/15/17  
 M.L. Service: 6 years, 1 day  
 Options Used: 1 of 3  
 Contract Status: Signed thru 2019

**PERSONAL:** Addison Devon Reed...Twitter: @Reed43...graduated from Los Osos (CA) High School...attended San Diego State University where he was 8-2 for the Aztecs with 2.50 ERA (79.1 IP, 22 ER) in 11 starts during 2010...was a teammate at SDSU with Stephen Strasburg.

### 2017:

- Began season with New York-NL and worked primarily in the closer role after the injury to Jeury's Familia and converted 19 of 21 save opportunities for the Mets.
- Acquired by Boston via trade July 31, in exchange for right-handed pitchers Jamie Callahan, Gerson Bautista, and Steve Nogosek.
- Made Red Sox debut August 1 vs. Cleveland.
- Allowed 10 runs total with Boston in 29 games, seven of which came over two appearances at New York-AL...in his other 27 appearances for Red Sox, posted a 1.01 ERA (26.2 IP, 3 ER).
- Appeared in 77 games between Mets and Red Sox, posting a 2.84 ERA (76.0 IP, 24 ER) with 15 walks and 76 strikeouts.
- Retired 55 of 77 first batters faced (71%) between both clubs.
- Appeared in 70-plus games for the second consecutive season.

**2016:** Was first in baseball with 40 holds and set a single-season franchise record for holds with his 27th on August 4 at New York (AL)...had fourth-lowest ERA among NL relievers (1.97) with a minimum of 50.0 innings...appeared in a career-high 80 games...his 80 appearances were tied for the seventh-most in team history for a single season...ranked seventh among NL relievers with 91 strikeouts while issuing only 13 walks all season...pitched a scoreless eighth inning in the NL Wild Card Game versus San Francisco; struck out one and walked two.

**2015:** Acquired by New York-NL from Arizona August 30 in exchange for minor league right-handed pitchers Miller Diaz and Matt Koch...made Mets debut September 1 vs. Philadelphia...did not allow a run in his first 15 outings with New York (14.0 innings) with 15 strikeouts...appeared in nine games during the playoffs, including all five games of the World Series...had a hold in Game 4 of the World Series...was unscored upon in seven of his nine postseason outings.

**2014:** Spent first season with Arizona...finished the season with 32 saves, tied for the ninth-most in the National League...was first pitcher to save at least 30 games in each league in consecutive seasons since Rafael Soriano in 2012-13...recorded 100th career save August 20 vs. Colorado.

**2013:** Set a career-high with 40 saves in his second full season...40 saves were fifth-most in the American League...40 saves tied for fourth most in White Sox franchise history...ranked fifth in the AL in saves and games finished (59)...recorded 50th career save June 22 at Kansas City (24 years, 177 days), the second-youngest pitcher in White Sox history behind Terry Forster (22 years, 110 days) to reach that milestone (STATS LLC).

**2012:** Set a White Sox single-season rookie record with 29 saves, the sixth-highest total by a major league rookie since 2000...ranked among the American League relief leaders in saves (7th) and save percentage (9th, 87.9)...converted 29 of his 33 save opportunities...made 13 consecutive scoreless road appearances to start the season (11.2 IP), the fourth-longest streak in White Sox history...recorded first career save May 5 at Detroit, striking out Austin Jackson with the game-tying and winning runs on base...recorded first major league victory June 7 vs. Toronto, pitching 1.0 scoreless inning...recorded first four-out save June 23 vs. Milwaukee...recorded 22nd save of the season August 20 vs. New York-AL, establishing a White Sox rookie record...entered the season ranked as top prospect and best slider in White Sox organization by *Baseball America*.

**2011:** Appeared in six games with the White Sox after his contract was purchased from Triple-A Charlotte September 2...made major league debut September 4 at Detroit, allowing one run over 1.2 innings pitched with three strikeouts.

**2010:** Was an Honorable Mention Pioneer League All-Star...rated by *Baseball America* as having the best secondary pitch in the White Sox draft class.

**PROFESSIONAL:** Originally selected by Chicago-AL in third round of 2010 First-Year Player Draft; signed by scout George Kachigian.

### CAREER HIGHS

IP: 3.0, 6/5/13 at SEA  
 SO: 5, 6/5/13 at SEA  
 Walks: 4, 9/21/13 at DET  
 CG: - -  
 Low-Hit CG: - -  
 Save-Streak: 7, 8/16-25/13



### MLB LEADERS

#### GAMES SINCE 2016

1. Addison Reed.....	157
2. Brad Hand.....	154
Bryan Shaw.....	154
4. Hector Neris.....	153
5. Jerry Blevins.....	148
Felipe Rivero.....	148

### REED'S CAREER FIELDING RECORD

POSITION	PCT	G	PO	A	E	TC	DP	PB
Pitcher	.977	410	21	21	1	43	4	—



## REED'S PITCHING RECORD

YEAR	CLUB	W-L	ERA	G	GS	CG	SH	SV	IP	H	R	ER	HR	HB	BB	SO	WP	K/9	BAA
2010	Great Falls	1-1	1.80	13	2	0	0	1	30.0	17	7	6	1	2	6	44	1	13.2	.162
2011	Kannapolis	0-0	1.13	4	0	0	0	0	8.0	4	1	1	0	0	1	11	1	12.4	.148
	Winston Salem	2-0	1.59	15	0	0	0	1	28.1	21	8	5	1	2	4	39	3	12.4	.196
	Birmingham	0-1	0.87	13	0	0	0	2	20.2	10	2	2	0	1	6	33	0	14.4	.143
	Charlotte	0-0	1.27	11	0	0	0	2	21.1	8	3	3	2	0	3	28	2	11.8	.114
	<b>CHICAGO-AL</b>	<b>0-0</b>	<b>3.68</b>	<b>6</b>	<b>0</b>	<b>0</b>	<b>0</b>	<b>0</b>	<b>7.1</b>	<b>10</b>	<b>3</b>	<b>3</b>	<b>1</b>	<b>0</b>	<b>1</b>	<b>12</b>	<b>0</b>	<b>14.7</b>	<b>.313</b>
2012	<b>CHICAGO-AL</b>	<b>3-2</b>	<b>4.75</b>	<b>62</b>	<b>0</b>	<b>0</b>	<b>0</b>	<b>29</b>	<b>55.0</b>	<b>57</b>	<b>30</b>	<b>29</b>	<b>6</b>	<b>2</b>	<b>18</b>	<b>54</b>	<b>0</b>	<b>8.8</b>	<b>.286</b>
2013	<b>CHICAGO-AL</b>	<b>5-4</b>	<b>3.79</b>	<b>68</b>	<b>0</b>	<b>0</b>	<b>0</b>	<b>40</b>	<b>71.1</b>	<b>56</b>	<b>31</b>	<b>30</b>	<b>6</b>	<b>2</b>	<b>23</b>	<b>72</b>	<b>2</b>	<b>9.1</b>	<b>.215</b>
2014	<b>ARIZONA</b>	<b>1-7</b>	<b>4.25</b>	<b>62</b>	<b>0</b>	<b>0</b>	<b>0</b>	<b>32</b>	<b>59.1</b>	<b>57</b>	<b>31</b>	<b>38</b>	<b>11</b>	<b>1</b>	<b>15</b>	<b>69</b>	<b>3</b>	<b>10.5</b>	<b>.244</b>
2015	Reno	1-1	1.74	11	0	0	0	5	10.1	8	2	2	1	0	5	11	1	9.6	.200
	<b>ARIZONA</b>	<b>2-2</b>	<b>4.20</b>	<b>38</b>	<b>0</b>	<b>0</b>	<b>0</b>	<b>3</b>	<b>40.2</b>	<b>47</b>	<b>19</b>	<b>19</b>	<b>2</b>	<b>0</b>	<b>14</b>	<b>34</b>	<b>2</b>	<b>7.5</b>	<b>.283</b>
	<b>NEW YORK-NL</b>	<b>1-1</b>	<b>1.17</b>	<b>17</b>	<b>0</b>	<b>0</b>	<b>0</b>	<b>1</b>	<b>15.1</b>	<b>11</b>	<b>2</b>	<b>2</b>	<b>1</b>	<b>0</b>	<b>5</b>	<b>17</b>	<b>0</b>	<b>10.0</b>	<b>.200</b>
2016	<b>NEW YORK-NL</b>	<b>4-2</b>	<b>1.97</b>	<b>80</b>	<b>0</b>	<b>0</b>	<b>0</b>	<b>1</b>	<b>77.2</b>	<b>60</b>	<b>18</b>	<b>17</b>	<b>4</b>	<b>0</b>	<b>13</b>	<b>91</b>	<b>4</b>	<b>10.5</b>	<b>.210</b>
2017	<b>NEW YORK-NL</b>	<b>1-2</b>	<b>2.57</b>	<b>48</b>	<b>0</b>	<b>0</b>	<b>0</b>	<b>19</b>	<b>49.0</b>	<b>49</b>	<b>14</b>	<b>14</b>	<b>6</b>	<b>0</b>	<b>6</b>	<b>48</b>	<b>1</b>	<b>8.8</b>	<b>.255</b>
	<b>BOSTON</b>	<b>1-1</b>	<b>3.33</b>	<b>29</b>	<b>0</b>	<b>0</b>	<b>0</b>	<b>0</b>	<b>27.0</b>	<b>16</b>	<b>10</b>	<b>10</b>	<b>5</b>	<b>1</b>	<b>9</b>	<b>28</b>	<b>1</b>	<b>9.3</b>	<b>.168</b>
	<b>Minor League Totals</b>	<b>4-2</b>	<b>1.44</b>	<b>67</b>	<b>2</b>	<b>0</b>	<b>0</b>	<b>11</b>	<b>118.2</b>	<b>68</b>	<b>23</b>	<b>19</b>	<b>5</b>	<b>5</b>	<b>25</b>	<b>166</b>	<b>8</b>	<b>12.6</b>	<b>.162</b>
	<b>American League Totals</b>	<b>9-7</b>	<b>4.03</b>	<b>165</b>	<b>0</b>	<b>0</b>	<b>0</b>	<b>69</b>	<b>160.2</b>	<b>139</b>	<b>74</b>	<b>72</b>	<b>18</b>	<b>5</b>	<b>51</b>	<b>166</b>	<b>3</b>	<b>9.3</b>	<b>.231</b>
	<b>National League Totals</b>	<b>9-14</b>	<b>2.98</b>	<b>245</b>	<b>0</b>	<b>0</b>	<b>0</b>	<b>56</b>	<b>242.0</b>	<b>224</b>	<b>84</b>	<b>80</b>	<b>24</b>	<b>1</b>	<b>53</b>	<b>259</b>	<b>10</b>	<b>9.6</b>	<b>.240</b>
	<b>Major League Totals</b>	<b>18-21</b>	<b>3.40</b>	<b>410</b>	<b>0</b>	<b>0</b>	<b>0</b>	<b>125</b>	<b>402.2</b>	<b>363</b>	<b>158</b>	<b>152</b>	<b>42</b>	<b>6</b>	<b>104</b>	<b>425</b>	<b>13</b>	<b>9.5</b>	<b>.236</b>

## REED'S WILD CARD RECORD

YEAR	OPPONENT	W-L	ERA	G	GS	CG	SH	SV	IP	H	R	ER	HR	HB	BB	SO	WP	K/9	BAA
2016	San Francisco	0-0	0.00	1	0	0	0	0	1.0	1	0	0	0	2	1	1	0	9.0	.333

## REED'S DIVISION SERIES RECORD


YEAR	OPPONENT	W-L	ERA	G	GS	CG	SH	SV	IP	H	R	ER	HR	HB	BB	SO	WP	K/9	BAA
2015	Los Angeles-NL	0-0	6.75	2	0	0	0	0	1.1	2	1	1	0	0	0	1	0	6.8	.333
2017	Houston	0-0	7.71	3	0	0	0	0	2.1	3	2	2	0	0	1	0	0	0.0	.300
	<b>Division Series Totals</b>	<b>0-0</b>	<b>7.36</b>	<b>5</b>	<b>0</b>	<b>0</b>	<b>0</b>	<b>0</b>	<b>3.2</b>	<b>5</b>	<b>3</b>	<b>3</b>	<b>0</b>	<b>0</b>	<b>1</b>	<b>1</b>	<b>0</b>	<b>2.5</b>	<b>.313</b>

## REED'S CHAMPIONSHIP SERIES RECORD

YEAR	OPPONENT	W-L	ERA	G	GS	CG	SH	SV	IP	H	R	ER	HR	HB	BB	SO	WP	K/9	BAA
2015	Chicago-NL	0-0	0.00	2	0	0	0	0	2.0	0	0	0	0	0	0	1	0	4.5	.000

## REED'S WORLD SERIES RECORD

YEAR	OPPONENT	W-L	ERA	G	GS	CG	SH	SV	IP	H	R	ER	HR	HB	BB	SO	WP	K/9	BAA
2015	Kansas City	0-1	9.82	5	0	0	0	0	3.2	4	5	4	0	0	1	1	0	2.5	.267







# 70 JAKE REED

NON-ROSTER  
INVITE



## RIGHT-HANDED PITCHER

H/W: 6-2/190      B/T: R/R  
Opening Day Age: 25  
Born: 9/29/1982 in Tucson, AZ  
Resides: La Mesa, CA

Acquired: 5th RD, 2014 MLB Draft  
M.L. Service: None  
Options Used: 0 of 3  
Contract Status: Signed thru 2018

**PERSONAL:** Jacob Hubert Reed...Twitter: @JakeReed5...2011 graduate of Helix High School in La Mesa, CA, where he was a three-sport athlete...went 9-1 with a 0.63 ERA and 90 strikeouts in 67.0 innings pitched as a senior...played football as a senior and helped Helix to the CIF San Diego Section Division II semifinals and Grossmont Hills League championship with an 11-0 record as the team's kicker...in 2009 as a quarterback for Helix, passed for 1,691 yards with 15 touchdowns...also played basketball for two seasons at Helix.

### 2017:

- Was an invite to Twins spring training, his second career spring training with the Twins...reassigned to minor league camp March 21.
- Began season on 7-day disabled list with a right lat strain; reinstated June 1.
- Pitched in five games for Double-A Chattanooga before being promoted to Triple-A Rochester June 19.
- Went 1-0, 1.80 ERA (20.0 IP, 4 ER) with two saves and a .229 opponent batting average in final 14 appearances from July 20 though end of season.
- Held opponents scoreless in 17 of 22 games overall for Red Wings.
- Held left-handed hitters to a .186 average at Rochester, compared to right-handers hitting .250.

**2016:** Spent first season in Twins spring training as non-roster invite...reassigned to minor league camp March 14; began season with Double-A Chattanooga...promoted to Triple-A Rochester August 13...struck out multiple batters in 23 of 50 games between both levels...posted a 2.00 ERA (27.0 IP, 6 ER) with six walks and 26 strikeouts in final 22 games for the Lookouts and Red Wings from July 3-end of season...combined to go 4-4, 3.57 ERA (70.2 IP, 28 ER) with 24 walks and 72 strikeouts in 50 games between Chattanooga and Rochester...held right-handed hitters to a .217 (33-for-152) batting average and left-handers to a .252 (26-for-103) average...ranked third among Twins minor league relievers in strikeouts (72)...named 28th best prospect in Twins system by *Baseball America* entering 2017.

**2015:** Began season with Double-A Chattanooga...went 4-4, 6.32 ERA (47.0 IP, 33 ER) with 21 walks and 39 strikeouts in 35 games for the Lookouts...ranked second on Lookouts in games...transferred to Single-A Ft. Myers August 8...combined to go 5-4, 5.01 ERA (59.1 IP, 33 ER) with two saves, 22 walks and 46 strikeouts in 44 games between both levels...pitched for Scottsdale in the Arizona Fall League, going 1-0, 0.00 (10.2 IP) with three saves, four walks and 10 strikeouts in 10 games...ranked tied for second in the AFL in games and tied for third in saves...named 20th best prospect in Twins system by *Baseball America*, entering 2016.

**2014:** Began season with Rookie Elizabethton...made four appearances and transferred to Single-A Cedar Rapids July 7...named Twins minor league Player of the Week August 22 after going 1-0, 0.00 (4.0 IP) with two saves, no hits, no walks and six strikeouts in three appearances...played for Salt River in the Arizona Fall League going 1-0, 0.71 ERA (12.2 IP, 1 ER) with one save, 10 strikeouts and three walks in 10 appearances...named an AFL Rising Star following the season...named the 19th best prospect in the Twins system by *Baseball America* entering 2015.

**AMATEUR CAREER:** Attended the University of Oregon for three seasons from 2012-14, going 18-11, 3.01 (251.0 IP, 84 ER) with 87 walks, 166 strikeouts and 13 saves in 65 career games (34 starts)...named a 2012 Louisville Slugger Freshman All-American...converted to closer for his junior season after making 34 straight starts as a freshman and sophomore...as Ducks closer in 2014, went 4-1 with 13 saves, a 1.95 ERA (37.0 IP, 8 ER), 14 walks and 34 strikeouts in 31 appearances as a junior.

**PROFESSIONAL:** Selected by Twins in fifth round of 2014 First-Year Player Draft; signed by scout Trevor Brown...originally drafted by Chicago-AL in 40th round of 2011 First-Year Player Draft, but did not sign and elected to play collegiately at University of Oregon.


### REED'S PITCHING RECORD

YEAR	CLUB	W-L	ERA	G	GS	CG	SH	SV	IP	H	R	ER	HR	HB	BB	SO	WP	K/9	BAA
2014	Elizabethton	0-0	0.00	4	0	0	0	3	6.0	1	0	0	0	0	0	8	0	12.0	.053
	Cedar Rapids	0-0	0.36	16	0	0	0	5	25.0	10	2	1	0	1	3	31	0	11.2	.116
2015	Ft. Myers	1-0	0.00	9	0	0	0	1	12.1	8	2	0	0	0	1	7	0	5.1	.195
	Chattanooga	4-4	6.32	35	0	0	0	1	47.0	55	43	33	3	6	21	39	3	7.5	.289
2016	Chattanooga	3-3	3.90	41	0	0	0	3	60.0	51	29	26	2	6	22	64	4	9.6	.235
	Rochester	1-1	1.69	9	0	0	0	0	10.2	8	2	2	0	1	2	8	1	6.8	.211
2017	Chattanooga	1-0	2.45	5	0	0	0	1	7.1	4	2	2	0	1	6	8	1	9.8	.154
	Rochester	1-0	2.05	22	0	0	0	5	30.2	24	7	7	1	2	11	25	4	7.3	.224
<b>Minor League Totals</b>		<b>14-8</b>	<b>3.21</b>	<b>141</b>	<b>0</b>	<b>0</b>	<b>0</b>	<b>19</b>	<b>199.0</b>	<b>161</b>	<b>87</b>	<b>71</b>	<b>6</b>	<b>17</b>	<b>66</b>	<b>190</b>	<b>13</b>	<b>8.6</b>	<b>.222</b>





# 56 FERNANDO RODNEY



## RIGHT-HANDED PITCHER

H/W: 5-11/235 B/T: R/R  
 Opening Day Age: 41  
 Born: 3/18/1977 in Santo Domingo, DR  
 Resides: Miami, FL

Acquired: Signed as free agent, 12/15/17  
 M.L. Service: 14 years, 137 days  
 Options Used: 2 of 3  
 Contract Status: Signed thru 2018 (club option for '19)

**PERSONAL:** Fernando Rodney...Twitter: @F\_Rodney56...has six children: Fernando Jr., Gavin, Jaden, Ferna, Emma and Jennessy...traveled to South Korea prior to the 2014 season on a goodwill trip visiting Little League teams and putting on baseball clinics...Rodney wears his hat tilted to the left for a variety of reasons, mostly in memory of his father, Ulise, who was a fisherman and wore his hat sideways to block the sun while he worked...he also cites deception to the hitter and baserunners for his hat positioning, as well as having a little fun...began his bow-and-arrow save celebration on April 16, 2012 when playing for the Tampa Bay Rays...he says he doesn't know where the idea came from, it's "just something after the last out. Out 27. You know the game is over. I shoot the moon. I shoot the arrow, just to let them know game over."

**CAREER HIGHLIGHTS:** Twins are his ninth organization (Detroit 1999-2009, Los Angeles-AL 2010-11, Tampa Bay 2012-13, Seattle 2015, Chicago-NL 2015, Miami 2016, San Diego 2016 & Arizona 2017)...enters 2018 as baseball's active leader in saves (300) and games (828)...is one of five active pitchers with 5+ seasons of 30+ saves, joining Francisco Rodriguez (8), Craig Kimbrel (7), Aroldis Chapman (5) and Huston Street (5)...is a three-time All-Star (2012 with TB, '14 with SEA, '16 with MIA)...named MLB's 2012 Comeback Player of the Year and Delivery Man of the Year...led baseball with 48 saves in 2014...holds Seattle's single-season saves record (48)...posted a 0.60 ERA (74.2 IP, 5 ER) in 2012, the lowest ERA by a relief pitcher in history at the time...participated with the Dominican Republic in the 2006 and '13 World Baseball Classic...named to WBC All-Tournament Team in 2013 after he recorded eight saves for champion Dominican Republic.

### CAREER HIGHS

IP: 3.0, 6x, last 10/6/09 at MIN  
 SO: 7, 7/15/05 vs. KC  
 Walks: 4, 3x, last 7/6/17 at LAD  
 CG: --  
 Low-Hit CG: --  
 Save-Streak: 9, 6/20-7/11/14



### 2017:

- Pitched in three games for the Dominican Republic at the 2017 World Baseball Classic, allowing one earned run in 3.1 innings pitched.
- Signed by Arizona as free agent December 2, 2016.
- Became a U.S. Citizen on May 1 in Miami, FL.
- Held the opposition hitless in 29 at-bats in June, making him the fourth pitcher all-time to face 28-plus hitters in a single month and not allow a hit, joining Edwar Ramirez in June 2008 (37 BF), Bryan Harvey in August 1989 (33) and Sparky Lyle in April 1970 (29).
- Went 15-for-16 in save chances with a 0.00 ERA (19.1 IP) and a .035 opponent average (2-for-57) in 20 games from May 1-July 1.
- Recorded 20 saves in first-half, fifth most in franchise history, behind Jose Valverde (26 in 2007), Byung-Hyun Kim (22 in 2002), J.J. Putz (21 in 2011) and Addison Reed (21 in 2014).
- Earned his 20th save in Arizona's 70th game, the second fastest to that mark in team history; Jose Valverde accomplished that feat in 58 games in 2007.
- Recorded 12 saves in August, a Diamondbacks monthly record, surpassing J.J. Putz's 11 in May and August 2011.
- Saved 300th career game September 22 vs. Marlins, the 28th player in baseball history to do so.
- His .154 opponent average after May 1 was second among NL relievers behind Carl Edwards Jr. (.144).
- Held right-handed hitters to a .165 average (16-for-97) with just four extra-base hits (3 2B, 1 HR).
- Opponents hit just .151 (13-for-86) against his changeup, the best mark among NL relief pitchers and second best in baseball (Chris Devenski, .138).
- His 39 saves were tied for third most in the NL with Corey Knebel behind Greg Holland (41) and Kenley Jansen (41), and the third-most in franchise history, behind Jose Valverde in 2007 (45) and J.J. Putz in 2011 (45).
- Was one save shy of becoming the second pitcher with 40+ saves at age 40-or-older (Mariano Rivera; 44 in 2013 [43] and 33 in 2011 [41]).

### MLB LEADERS

#### ACTIVE SAVES LEADERS

1. Francisco Rodriguez ..... 437
2. Huston Street ..... 324
3. **Fernando Rodney** ..... **300**
4. Craig Kimbrel ..... 291
5. Kenley Jansen ..... 230

**2016:** Signed with San Diego as free agent February 2...began season with 25 scoreless outings (25.2 IP) through June 21, the longest streak in Padres history to start a season...ranked third among major league relievers in the first half with a .147 opponents average and fourth with a 1.04 ERA...named to his third All-Star team...acquired by Miami June 30, in exchange for right-handed Chris Paddock...combined to go 2-4, 3.44 ERA (65.1 IP, 25 ER) with 25 saves and 74 strikeouts in 67 games between the Padres and Marlins.

**2015:** Split season between Seattle and Chicago-NL, going 7-5, 4.74 ERA (62.2 IP, 33 ER) with 16 saves in 68 games...began season with Seattle, appearing in 54 games before being designated for assignment August 23...acquired by the Cubs August 27 for a player to be named later or cash...went 2-0, 0.75 ERA (12.0 IP, 1 ER) and 15 strikeouts in 14 games for Chicago...appeared in two games in the postseason for the Cubs, allowing two runs in 1.2 innings...threw 0.2 scoreless innings in Game 4 of the NLDS vs. Cardinals.



**2014:** Signed with Seattle as free agent February 13...recorded 200th career save July 26 vs. Baltimore...converted 21 straight save opportunities from July 26 through the end of the season...led baseball in saves (48)...named to his second All-Star Team...set Mariners single-season save record, passing Kazuhiro Sasaki's previous mark of 45 in 2001...was first pitcher in team history to lead the league in saves...ranked second in the AL and third in baseball with a 94.1 save percentage (48-of-51)...also led the AL in games finished (64).

**2013:** Pitched for Dominican Republic in World Baseball Classic...named to WBC All-Tournament Team, recorded a save in all eight wins for the champion Dominican team...spent second season with Tampa Bay...became first pitcher in Rays history with two seasons of 35-plus saves...threw 1.0 scoreless inning with two strikeouts in the Wild Card game at Cleveland...appeared in two games in the ALDS vs. Boston (1.1 IP, 2 ER).

**2012:** Spent first season with Tampa Bay, signing as free agent February 25...allowed one earned run in first 23 appearances (23.2 IP)...named Major League Baseball's Comeback Player of the Year and Delivery Man of the Year after he set a then-major league record for a relief pitcher with a 0.60 ERA (74.2 IP, 5 ER)...finished fifth in the AL Cy Young voting, receiving 38 total points (1 first place vote)...named to AL All-Star Team...set Tampa Bay record with a career-high 48 saves...joined Dennis Eckersley (48 saves, 0.61 ERA) in 1990 as the only pitchers in history to post 40 saves with an ERA under 1.00...led baseball with a 96.0 save percentage and ranked second in games (65) and saves...his 0.60 ERA was 0.98 better than the next closest AL reliever (Boston's Scott Atchison, 1.58), the largest lead by an AL relief pitcher since 1950 when Mickey McDermott (1.67) led Sam Zoldak (3.04) by 1.37.

MLB LEADERS	
ACTIVE GAMES LEADERS	
1. Francisco Rodriguez .....	948
2. Chad Qualls .....	844
3. <b>Fernando Rodney .....</b>	<b>828</b>
4. Joaquin Benoit .....	764
5. Joe Smith .....	698

**2011:** Spent second and final season with Los Angeles-AL...went 3-5, 4.50 ERA (32.0 IP, 16 ER) in 39 games with the Angels...on disabled list June 9-July 22 with a strained back...pitched with Escogido in the Dominican Winter League.

**2010:** Spent first season with Los Angeles-AL after signing in the off-season...went 4-3, 4.24 ERA (68.0 IP, 32 ER) with 14 saves in 72 games...led Angels in appearances...tied for eighth in AL in holds (21).

**2009:** Spent final season with Detroit...converted 37 of 38 saves (97.4%) for the Tigers, leading the baseball in save percentage...also led the AL in games finished (65)...signed as a free agent with Los Angeles-AL December 24.

**2008:** Limited to 38 games with Detroit after being placed on disabled list March 30-June 16 with right shoulder tendinitis...went 0-6, 4.91 ERA (40.1 IP, 22 ER) with 13 saves with Escogido in the Dominican Winter League.

**2007:** Appeared in 48 games for Detroit, missing time with two stints on the disabled list: May 21-June 4 with biceps tendinitis and June 24-August 3 with shoulder tendinitis.

**2006:** Spent first full season in majors with Detroit...led Tigers in games (63)...appeared in seven postseason games, recording one save with a 2.35 ERA (7.2 IP, 2 ER) and nine strikeouts...pitched 3.0 scoreless outings in the ALCS vs. Oakland (3.2 IP)...made four appearances in the World Series vs. St. Louis, allowing two earned runs in 4.0 innings pitched.

**2005:** Limited to 39 games with Detroit after spending time on disabled list March 26-June 9 with right shoulder inflammation.

**2004:** Missed entire season after undergoing "Tommy John" surgery on right elbow April 29; surgery performed by Dr. James Andrews.

**2003:** Spent majority of the season with Triple-A Toledo (Detroit)...ranked seventh among minor league relievers with 12.84 strikeouts-per-9.0 IP ratio and 10th with a .162 opponents average...appeared in 27 games in two stints with the Tigers...earned first major league save September 2 vs. Cleveland...rated as having the best fastball and named the best reliever in the International League by *Baseball America*...also named a Topps Triple-A All-Star and to *Baseball America's* Minor League and Triple-A All-Star teams following the season.

**2002:** Began season with Double-A Erie (Detroit)...promoted to Triple-A Toledo June 19, going 1-1, 0.81 ERA (22.1 IP, 2 ER) in 20 games...recalled May 3 and made major league debut May 4 at Minnesota, allowing one unearned run in 1.1 innings and was dealt the loss...had four stints with Tigers, going 1-3, 6.00 ERA (18.0 IP, 12 ER) in 20 games...earned his first career win July 13 vs. Chicago-AL.

**2001:** Went 4-2, 3.45 ERA (62.2 IP, 24 ER) in 21 games (10 starts) between GCL Tigers, Single-A Lakeland and Double-A Erie (Detroit)...placed on disabled list twice: May 22-July 2 with a right forearm strain and July 13-August 1 with a strained left hamstring.

**2000:** Spent entire season with Single-A West Michigan (Detroit), going 6-4, 2.94 ERA (82.2 IP, 27 ER) in 22 games (10 starts)...placed on disabled list August 14-end of season with a strained right shoulder.

**1999:** Split season between the GCL Tigers and Single-A Lakeland (Detroit), combining to post a 2.23 ERA (36.1 IP, 9 ER) in 26 games...named fifth-best prospect in the GCL by *Baseball America*.

**PROFESSIONAL:** Originally signed as minor league free agent November 1, 1997; signed by Ramon Pena (Tigers).

### RODNEY'S CAREER FIELDING RECORD

POSITION	PCT	G	PO	A	E	TC	DP	PB
Pitcher	.948	828	53	94	8	155	3	—

### RODNEY'S CAREER BATTING RECORD

BATTING	AVG	AB	R	H	2B	3B	HR	RBI	SH	SF	HB	BB	SO	SB	OBP	OPS
Career	.000	1	0	0	0	0	0	0	0	0	0	0	0	0	.000	.000

### RODNEY'S ALL-STAR GAME RECORD

YEAR	HOST	W-L	ERA	G	GS	CG	SH	SV	IP	H	R	ER	HR	HB	BB	SO	WP	K/9	BAA
2012	Kansas City	0-0	0.00	1	0	0	0	0	1.0	0	0	0	0	0	0	0	0	0.0	.000
2014	Minnesota	0-0	0.00	1	0	0	0	0	0.1	0	0	0	0	0	1	1	0	27.0	.000
2016	San Diego	0-0	0.00	1	0	0	0	0	0.2	0	0	0	0	0	0	1	0	13.5	.000
<b>All-Star Game Totals</b>		<b>0-0</b>	<b>0.00</b>	<b>3</b>	<b>0</b>	<b>0</b>	<b>0</b>	<b>0</b>	<b>2.0</b>	<b>0</b>	<b>0</b>	<b>0</b>	<b>0</b>	<b>0</b>	<b>1</b>	<b>2</b>	<b>0</b>	<b>9.0</b>	<b>.000</b>



## RODNEY'S PITCHING RECORD

YEAR	CLUB	W-L	ERA	G	GS	CG	SH	SV	IP	H	R	ER	HR	HB	BB	SO	WP	K/9	BAA	
1999	GCL Tigers	3-3	2.40	22	0	0	0	9	30.0	20	8	8	1	3	21	39	1	11.7	.200	
	Lakeland	1-0	1.42	4	0	0	0	2	6.1	7	1	1	0	1	1	5	0	7.1	.304	
2000	West Michigan	6-4	2.94	22	10	0	0	0	82.2	74	34	27	2	2	35	56	3	6.1	.238	
2001	Erie	0-0	4.26	4	0	0	0	1	6.1	7	3	3	1	2	3	8	0	11.4	.292	
	GCL Tigers	0-0	0.00	1	1	0	0	0	1.0	0	0	0	0	0	1	1	0	9.0	.000	
2002	Lakeland	4-2	3.42	16	9	0	0	0	55.1	53	26	21	2	1	19	44	1	7.2	.249	
	Erie	1-0	1.33	21	0	0	0	11	20.1	14	4	3	0	0	5	18	3	8.0	.194	
2003	Toledo	1-1	0.81	20	0	0	0	4	22.1	13	4	2	1	1	9	25	2	10.1	.171	
	DETROIT	1-3	6.00	20	0	0	0	0	18.0	25	15	12	2	0	10	10	0	5.0	.329	
2004	DETROIT	1-3	6.07	27	0	0	0	0	23	40.2	22	6	6	0	4	13	58	3	12.8	.163
	DETROIT	DID NOT PLAY - INJURED																		
2005	Toledo	0-0	3.00	3	0	0	0	0	3.0	2	1	1	0	2	1	4	0	12.0	.182	
	DETROIT	2-3	2.86	39	0	0	0	9	44.0	39	14	14	5	2	17	42	2	8.6	.238	
2006	DETROIT	7-4	3.52	63	0	0	0	7	71.2	51	36	28	6	8	34	65	3	8.2	.196	
	Toledo	0-0	0.00	4	0	0	0	0	3.0	4	0	0	0	0	2	4	0	12.0	.308	
2007	DETROIT	2-6	4.26	48	0	0	0	1	50.2	46	27	24	5	3	21	54	4	9.6	.238	
	Toledo	1-0	6.75	4	0	0	0	0	5.1	3	4	4	1	1	5	8	1	13.5	.158	
2008	DETROIT	0-6	4.91	38	0	0	0	13	40.1	34	22	22	3	3	30	49	3	10.9	.224	
	DETROIT	2-5	4.40	73	0	0	0	37	75.2	70	38	37	8	2	41	61	5	7.3	.249	
2009	DETROIT	4-3	4.24	72	0	0	0	14	68.0	70	33	32	4	5	35	53	4	7.0	.263	
	LOS ANGELES-AL	0-0	9.00	2	1	0	0	0	2.0	2	2	2	0	0	1	3	0	13.5	.250	
2010	Inland Empire	0-0	9.00	2	1	0	0	0	2.0	2	2	2	0	0	1	3	0	13.5	.250	
	LOS ANGELES-AL	3-5	4.50	39	0	0	0	3	32.0	26	18	16	1	3	28	26	2	7.3	.224	
2011	TAMPA BAY	2-2	0.60	76	0	0	0	48	74.2	43	9	5	2	3	15	76	4	9.2	.167	
	TAMPA BAY	5-4	3.38	68	0	0	0	37	66.2	53	27	25	3	1	36	82	4	11.1	.211	
2012	SEATTLE	1-6	2.85	69	0	0	0	48	66.1	61	24	21	3	3	28	76	4	10.3	.244	
	SEATTLE	5-5	5.68	54	0	0	0	16	50.2	51	32	32	8	5	25	43	5	7.6	.262	
2013	CHICAGO-NL	2-0	0.75	14	0	0	0	0	12.0	8	4	1	1	1	3	4	15	11.3	.186	
	SAN DIEGO	0-1	0.31	28	0	0	0	17	28.2	13	2	1	0	2	12	33	1	10.4	.137	
2014	MIAMI	2-3	5.89	39	0	0	0	8	36.2	41	25	24	5	3	25	41	4	10.1	.289	
	ARIZONA	5-4	4.23	61	0	0	0	39	55.1	40	29	26	3	2	26	65	7	10.6	.200	
Minor League Totals		18-11	2.52	161	21	0	0	50	278.1	221	93	78	8	17	116	273	14	8.8	.219	
American League Totals		35-55	3.77	686	0	0	0	236	688.1	604	315	288	52	39	337	670	40	8.8	.234	
National League Totals		9-8	3.53	142	0	0	0	64	132.2	102	60	52	9	10	67	154	13	10.5	.213	
Major League Totals		44-63	3.73	828	0	0	0	300	821.0	706	375	340	61	49	404	824	53	9.0	.231	

## RODNEY'S WILD CARD RECORD

YEAR	OPPONENT	W-L	ERA	G	GS	CG	SH	SV	IP	H	R	ER	HR	HB	BB	SO	WP	K/9	BAA
2013	Cleveland	0-0	0.00	1	0	0	0	0	1.0	0	0	0	0	0	0	2	0	18.0	.000
2017	Colorado	0-0	9.00	1	0	0	0	0	1.0	2	1	1	0	0	0	2	0	18.0	.400
Wild Card Totals		0-0	4.50	2	0	0	0	0	2.0	2	1	1	0	0	0	4	0	18.0	.250

## RODNEY'S DIVISION SERIES RECORD

YEAR	OPPONENT	W-L	ERA	G	GS	CG	SH	SV	IP	H	R	ER	HR	HB	BB	SO	WP	K/9	BAA
2013	Boston	1-0	13.50	2	0	0	0	0	1.1	1	2	2	0	1	3	2	1	13.5	.250
2015	St. Louis	0-0	0.00	1	0	0	0	0	0.2	0	0	0	0	0	1	1	0	13.5	.000
Division Series Totals		1-0	9.00	3	0	0	0	0	2.0	1	2	2	0	1	4	3	1	13.5	.167

## RODNEY'S CHAMPIONSHIP SERIES RECORD

YEAR	OPPONENT	W-L	ERA	G	GS	CG	SH	SV	IP	H	R	ER	HR	HB	BB	SO	WP	K/9	BAA
2006	Oakland	0-0	0.00	3	0	0	0	0	3.2	1	0	0	0	0	1	4	0	9.8	.091
2015	New York-NL	0-0	18.00	1	0	0	0	0	1.0	1	2	2	1	0	1	2	0	18.0	.250
Championship Series Totals		0-0	3.86	4	0	0	0	0	4.2	2	2	2	1	0	2	6	0	11.6	.133

## RODNEY'S WORLD SERIES RECORD

YEAR	OPPONENT	W-L	ERA	G	GS	CG	SH	SV	IP	H	R	ER	HR	HB	BB	SO	WP	K/9	BAA
2006	St. Louis	0-0	4.50	4	0	0	0	0	4.0	5	4	2	0	0	4	5	0	11.3	.333

## RODNEY'S WORLD BASEBALL CLASSIC RECORD

YEAR	TEAM	W-L	ERA	G	GS	CG	SH	SV	IP	H	R	ER	HR	HB	BB	SO	WP	K/9	BAA	
2013	Dominican Republic	0-0	0.00	4	0	0	0	0	4.2	2	0	0	0	0	3	7	0	13.5	.133	
2016	Dominican Republic	0-0	0.00	8	0	0	0	0	7	7.1	1	0	0	0	3	8	0	9.8	.043	
2017	Dominican Republic	0-1	9.82	1	1	0	0	0	3.2	6	4	4	1	0	0	2	0	4.9	.353	
Championship Series Totals		0-1	2.30	13	1	0	0	0	8	15.2	9	4	4	1	0	6	17	0	9.8	.161





# 55 TAYLOR ROGERS

H/W: 6-3/170      B/T: L/L  
Opening Day Age: 27  
Born: 12/17/1990 in Littleton, CO  
Resides: Littleton, CO

Acquired: 11th RD, 2012 MLB Draft  
M.L. Service: 1 year, 145 days  
Options Used: 1 of 3  
Contract Status: Signed thru 2018

## LEFT-HANDED PITCHER

**PERSONAL:** Taylor Allen Rogers...Twitter: @trogers34...2009 graduate of Chatfield (CO) High School...attended University of Kentucky and pitched for three years from 2010-12, going 13-18, 5.35 ERA (249.0 IP, 148 ER) with 55 walks and 172 strikeouts in 45 games (42 starts)...has twin brother, Tyler, who was drafted by San Francisco in the 10th round of the 2013 First-Year Player Draft out of Austin Peay State University and had a 2.37 ERA in 55 appearances for the Triple-A Sacramento River Cats in 2017...participated in 2017 and 2018 Twins Winter Caravan.

### 2017:

- Made Twins Opening Day roster for first time in career.
- Posted a 1.86 ERA (9.2 IP, 2 ER) in 13 May games and a 0.75 ERA (12.0 IP, 1 ER) in 11 June games.
- Converted a hold in six straight games June 28-July 15.
- Posted a 2.14 ERA (33.2 IP, 8 ER) with an opponent batting average of .238 in 39 games pre-All-Star break, had a 4.50 ERA (22.0 IP, 11 ER) with an opponent batting average of .259 in 30 games after the break.
- Allowed five of 35 inherited runners to score for a 14.3 inherited runners scored percentage, tied for fourth-best in the AL.
- Held opponents scoreless in 20 of final 21 appearances from August 6 through end of season and scoreless in each of his final 15 appearances since August 25.
- Held left-handed hitters to a .173 batting average and right-handers to a .287 average.
- Twins went 48-21 in his appearances.
- Went 3-0, 1.88 ERA (28.2 IP, 6 ER) in 33 home games and 4-3, 4.33 ERA (27.0 IP, 13 ER) in 36 road games.
- Ranked fifth in the AL among left-handed relievers in games (69).
- Led baseball in holds (30) and ranked third in club history, trailing J.C. Romero's 33 in 2002 and Matt Guerrier's 33 in 2009.

### CAREER HIGHS

IP: 2.2, 8/30/16 at CLE  
SO: 4, 8/30/16 at CLE  
Walks: 2, 6x, last 7/17/17 vs. NYY  
CG: --  
Low-Hit CG: --  
Win-Streak: 4, 5/27-7/17/17



### TWINS ALL-TIME LEADERS

#### HOLD IN A SINGLE SEASON

1. Matt Guerrier, 2009 .....	33
J.C. Romero, 2002 .....	33
3. Taylor Rogers, 2017 .....	30
4. LaTroy Hawkins, 2003 .....	28
5. Jared Burton, 2013 .....	27
Jose Mijares, 2009 .....	27

**2016:** Began season with Triple-A Rochester...appeared in seven games (2 starts) for the Red Wings and was recalled by Minnesota April 13 (Glen Perkins, disabled list)...made major league debut April 14 vs. Chicago-AL, pitching 0.2 scoreless inning with one hit allowed...recorded first career strikeout May 18 at Detroit, fanning J.D. Martinez...recorded first major league win June 2 vs. Tampa Bay with 2.0 scoreless innings of relief...allowed four home runs in first 12 appearances but did not allow one from June 11-August 30 (35.0 IP)...posted a 17.0-inning scoreless streak June 17-July 23, the longest by a Twin for the season...held left-handed hitters to a .202 (17-for-84) average and right-handers to a .291 (46-for-158) average with Twins...ranked second on the Twins staff in holds (9) and third in games (57)...ranked fifth among AL rookies in games (57), first among left-handers...tied for ninth in games among all AL left-handed pitchers...finished seventh on the Twins all-time list in games for rookies, fourth among left-handed pitchers (Jose Mijares, 2009 - 71; Gary Wayne, 1989 - 60; Len Whitehouse, 1983 - 60).

**2015:** Was an invite to Twins spring training; reassigned to minor league camp March 15 and spent entire season with Triple-A Rochester...pitched two 6.0-inning complete games, May 22 at Norfolk and July 10 at Syracuse, the fifth and sixth complete games of his professional career...named International League All-Star, pitching 1.0 inning of relief with one walk July 15 at Omaha...pitched 6.0-plus innings in 22 of 27 starts for Red Wings and 7.0-plus in nine starts...17 of 27 starts were quality starts...held left-handed batters to a .177 (34-for-192) average and right-handers to a .326 (156-for-479) average at Rochester...ranked second in minor league baseball in innings pitched (174.0), trailing only teammate Pat Dean (179.0)...ranked third in the organization in innings, trailing only Kyle Gibson (194.2) and Dean...led the Red Wings staff in strikeouts (126) and tied for second in wins (11)...tied for first in the International League in starts (27), second in innings pitched and strikeouts, tied for second in complete games (2), and tied for third in wins...pitched for Scottsdale in the Arizona Fall League, going 2-2, 2.88 ERA (25.0 IP, 8 ER) with 11 walks and 21 strikeouts in six starts...ranked second on Scorpions staff in innings pitched and strikeouts...tied for sixth in AFL in strikeouts and ranked 10th in innings pitched...added to Twins 40-man roster November 20...ranked 14th best prospect in Twins system by *Baseball America* entering 2016.

**2014:** Spent entire season with Double-A New Britain...named Twins minor league Player of the Week June 27 after allowing one run and one walk in 8.0 innings pitched while striking out 11 June 25 vs. Altoona...named Eastern League Midseason All-Star...placed on 7-day disabled list with left biceps tendinitis July 20; reinstated August 9...named Twins minor league Pitcher of the Month in August, going 3-0, 0.64 ERA (28.0 IP, 2 ER) in five starts...held left-handed batters to a .217 (31-for-143) batting average and right-handers to a .285 (119-for-417) average...led the Rock Cats in innings pitched (145.0), wins (11), strikeouts (113)



and was second in starts (24)...tied for third in the Eastern League in wins, fifth in strikeouts, sixth in innings pitched and ERA (3.29)...pitched for Salt River in the Arizona Fall League, going 0-0, 1.59 ERA (5.2 IP, 1 ER) in three games (2 starts)...named 15th best prospect in Twins system by *Baseball America* entering 2015.

**2013:** Started season with Single-A Cedar Rapids where he made three starts before being transferred to Single-A Ft. Myers to finish the season... named Twins minor league Player of the Week May 31, tossing 7.0 shutout innings in a win vs. Bradenton...placed on 7-day disabled list with left groin strain July 4; reinstated July 11...pitched first career complete game shutout July 18 at Dunedin, allowing one hit (2-out double in the sixth), eight strikeouts and two walks in 9.0 innings; named the Florida State League Pitcher of the Week following that outing...named Twins minor league Pitcher of the Month in August, going 2-1, 0.89 ERA (40.1 IP, 4 ER) with 32 strikeouts in six starts...led Florida State League in complete games (3), tied for first in shutouts (2), second in ERA (2.55), second in fewest baserunners-per-9.0 innings, and third in wins (11)...named Florida State League Postseason All-Star...ranked 19th best prospect in Twins system by *Baseball America* entering 2014.

**2012:** Began first professional season with Rookie Elizabethton...spent second half of season with Single-A Beloit...combined to go 4-3, 2.27 ERA (63.1 IP, 16 ER) with 17 walks and 74 strikeouts in 15 games (10 starts) at both levels combined.

**PROFESSIONAL:** Selected by Twins in 11th round of 2012 First-Year Player Draft; signed by scout Rick Sellers...originally drafted by Baltimore in 37th round of 2009 First-Year Player Draft.

#### ROGERS' PITCHING RECORD

YEAR	CLUB	W-L	ERA	G	GS	CG	SH	SV	IP	H	R	ER	HR	HB	BB	SO	WP	K/9	BAA
2012	Elizabethton	2-1	1.80	6	6	0	0	0	30.0	20	7	6	2	3	5	39	0	11.7	.187
	Beloit	2-2	2.70	9	4	0	0	0	33.1	33	18	10	5	2	12	35	5	9.4	.248
2013	Cedar Rapids	0-1	7.20	3	3	0	0	0	10.0	14	12	8	1	0	4	10	1	9.0	.304
	Ft. Myers	11-6	2.55	22	21	3	2	0	130.2	119	46	37	5	9	32	83	8	5.7	.248
2014	New Britain	11-6	3.29	24	24	1	0	0	145.0	150	63	53	4	6	37	113	4	7.0	.268
2015	Rochester	11-12	3.98	28	27	2	0	0	174.0	190	83	77	9	4	44	126	4	6.5	.283
2016	Rochester	0-1	4.50	7	2	0	0	0	18.0	24	15	9	1	0	6	15	0	7.5	.316
	MINNESOTA	3-1	3.96	57	0	0	0	0	61.1	63	29	27	7	5	16	64	1	9.4	.260
2017	MINNESOTA	7-3	3.07	69	0	0	0	0	55.2	52	20	19	6	3	21	49	1	7.9	.246
<b>Minor League Totals</b>		<b>37-29</b>	<b>3.33</b>	<b>99</b>	<b>87</b>	<b>6</b>	<b>2</b>	<b>0</b>	<b>541.0</b>	<b>550</b>	<b>244</b>	<b>200</b>	<b>27</b>	<b>24</b>	<b>140</b>	<b>421</b>	<b>22</b>	<b>7.0</b>	<b>.265</b>
<b>Major League Totals</b>		<b>10-4</b>	<b>3.54</b>	<b>126</b>	<b>0</b>	<b>0</b>	<b>0</b>	<b>0</b>	<b>117.0</b>	<b>115</b>	<b>49</b>	<b>46</b>	<b>13</b>	<b>8</b>	<b>37</b>	<b>113</b>	<b>2</b>	<b>8.7</b>	<b>.254</b>

#### ROGERS' CAREER FIELDING RECORD

POSITION	PCT	G	PO	A	E	TC	DP	PB
Pitcher	.885	126	5	18	3	26	2	—

#### ROGERS' WILD CARD RECORD

YEAR	OPPONENT	W-L	ERA	G	GS	CG	SH	SV	IP	H	R	ER	HR	HB	BB	SO	WP	K/9	BAA
2017	New York-AL	0-0	0.00	1	0	0	0	0	0.1	0	0	0	0	0	0	1	0	27.00	.000







# 77 FERNANDO ROMERO



**RIGHT-HANDED PITCHER**

H/W: 6-0/215

B/T: R/R

Acquired: Signed as undrafted free agent, 11/14/11

Opening Day Age: 23

M.L. Service: None

Born: 12/24/1994 in San Juan de la Maguana, DR

Options Used: 0 of 3

Resides: San Juan de la Maguana, DR

Contract Status: Signed thru 2018

**PERSONAL:** Fernando Ernesto Romero...signed by Twins scout Fred Guerrero as 16-year old from San Juan de la Maguana, Dominican Republic in November of 2011...hobbies include playing pool.

**2017:**

- Optioned from Twins spring training to Double-A Chattanooga March 13 where he spent the entire season.
- Pitched first professional complete game June 25 vs. Pensacola, pitching 7.0-shutout innings with three hits allowed, three walks and six strikeouts.
- Named Southern League Midseason All-Star.
- Named Twins minor league Player of the Week July 29, going 2-0, 0.90 ERA (10.0 IP, 1 ER) with four walks and 15 strikeouts in two starts for the Lookouts.
- Combined to go 6-1, 1.68 (53.2 IP, 10 ER) in 10 starts between June and July combined.
- Placed on 7-day disabled list with right shoulder impingement August 24, ending his season.
- Held right-handed hitters to a .239 average and left-handed hitters to a .276 average.
- Tied for seventh in all of Double-A in wins (11).
- Named sixth best prospect in Twins system by *Baseball America*, entering 2018.

**2016:** Began season with Single-A Cedar Rapids on 7-day disabled list (right elbow surgery); reinstated May 20...named Midwest League Pitcher of the Week May 22, making one start against Quad Cities (May 20), pitching 5.0 no-hit innings, with no walks and four strikeouts; it marked his first start since returning from "Tommy John" surgery in 2014...made five starts for the Kernels and was promoted to Single-A Ft. Myers June 22...named Twins minor league Player of the Week August 13, making one start against Charlotte (August 12), pitching 7.0 shutout innings, with six hits allowed, no walks and a career-high 11 strikeouts...combined to go 9-3, 1.89 ERA (90.1 IP, 19 ER) with 15 walks and 90 strikeouts in 16 starts between Cedar Rapids and Ft. Myers...held right-handed batters to a .187 (29-for-155) average and left-handed batters to a .215 (37-for-172) average...added to Twins 40-man roster November 18...ranked fourth best prospect and best fastball in Twins system by *Baseball America*, entering 2017.

**2015:** Missed entire season on the disabled list recovering from elbow surgery on July 22, 2014...ranked 29th best prospect in the Twins system by *Baseball America* entering 2016.

**2014:** Made three starts for Single-A Cedar Rapids before being placed on the 7-day disabled list with a right elbow UCL sprain June 27, missing the remainder of the season...named the 24th best prospect in the Twins system by *Baseball America* entering 2015.

**2013:** Ranked the 12th best prospect in the Twins system by *Baseball America* entering 2014.

**2012:** Spent first professional season with DSL Twins, going 1-4, 4.65 ERA (31.0 IP, 16 ER) with 14 walks and 28 strikeouts in 14 games (6 starts).

**PROFESSIONAL:** Signed as undrafted free agent November 4, 2011; signed by scout Fred Guerrero.

**ROMERO'S PITCHING RECORD**

YEAR	CLUB	W-L	ERA	G	GS	CG	SH	SV	IP	H	R	ER	HR	HB	BB	SO	WP	K/9	BAA
2012	DSL Twins	1-4	4.65	14	6	0	0	0	31.0	26	19	16	0	3	14	28	6	8.1	.224
2013	GCL Twins	2-0	1.60	12	6	0	0	0	45.0	32	12	8	0	3	13	47	2	9.4	.196
2014	Cedar Rapids	0-0	3.00	3	3	0	0	0	12.0	13	4	4	1	0	5	9	2	6.8	.289
2015		DID NOT PLAY - INJURED																	
2016	Cedar Rapids	4-1	1.93	5	5	0	0	0	28.0	18	6	6	0	1	5	25	3	8.0	.186
	Ft. Myers	5-2	1.88	11	11	0	0	0	62.1	48	15	13	1	3	10	65	2	9.4	.211
2017	Chattanooga	11-9	3.53	24	23	1	1	0	125.0	124	59	49	4	10	45	120	4	8.6	.286
<b>Minor League Totals</b>		<b>23-16</b>	<b>2.85</b>	<b>69</b>	<b>54</b>	<b>1</b>	<b>1</b>	<b>0</b>	<b>303.1</b>	<b>261</b>	<b>115</b>	<b>96</b>	<b>6</b>	<b>20</b>	<b>92</b>	<b>294</b>	<b>19</b>	<b>8.7</b>	<b>.231</b>





# 20 EDDIE ROSARIO



**OUTFIELDER**

H/W: 6-0/180      B/T: L/R  
Opening Day Age: 26  
Born: 9/28/1991 in Guayama, PR  
Resides: Guayama, PR

Acquired: 4th RD, 2010 MLB Draft  
M.L. Service: 2 years, 120 days  
Options Used: 2 of 3  
Contract Status: Signed thru 2018

**PERSONAL:** Eddie Manuel Rosario (pronounced row-SAW-ree-oh)...Twitter: @EddieRosario09...attended Rafael Lopez Landron (PR) High School; one of five players from that school to be drafted by major league teams...he and his wife Milany, had their third child, a boy named Lucas, on June 11, 2015...participated in 2017-18 Twins Winter Caravan.

**CAREER HIGHLIGHTS:** Name AL Player of the Week August 13, 2017...hit three home runs June 13, 2017 vs. Seattle, one of eight players in club history with a three-homer game (Bob Allison, Harmon Killebrew, Tony Oliva, Justin Morneau, Max Kepler, Brian Dozier and Byron Buxton)...named 2015 Jim Kaat Award winner for Twins Defensive Player of the Year...led all rookies in outfield assists (16) in 2015; tied Kirby Puckett's 1984 total for most outfield assists in Twins history for rookies and tied for fifth-most among any Twins in club history...led baseball in triples (15) in 2015 and was the most for a rookie since 1991, when St. Louis' Ray Lankford had 15; third-most among all players in Twins history...ranked 10th-best prospect in Twins system by *Baseball America* entering 2015.

### 2017:

- Played for Puerto Rico in the World Baseball Classic, hitting .316 (6-for-19) with two doubles, one triple, five RBI and three runs scored in six games.
- Made Twins Opening Day roster for second time in career and was Opening Day leftfielder, batting ninth April 3 vs. Kansas City.
- Hit safely in career-high 15 straight April 17-May 5, hitting .404 (23-for-57) with three doubles, three home runs and seven RBI during the streak.
- Hit three home runs June 13 vs. Seattle, becoming the seventh player in club history with a three-homer game, joining Bob Allison (May 17, 1963 at Cleveland), Harmon Killebrew (September 21, 1963 at Boston), Tony Oliva (July 3, 1973 at Kansas City), Justin Morneau (July 6, 2007 at Chicago-AL), Max Kepler (August 1, 2016 at Cleveland) and Brian Dozier (September 5, 2016 vs. Kansas City); also set a career high with five RBI.
- Recorded a career high with five hits July 1 at Kansas City, all singles.
- Earned AL Player of the Week August 13, hitting .444 (12-for-27) with 10 runs scored, three doubles, four home runs, nine RBI and a stolen base over seven games...among AL players, he finished the period first in runs scored and total bases (27); tied for first in home runs and extra-base hits (7); second in slugging percentage (1.000); tied for second in RBI; tied for third in hits; fifth in batting average; and tied for fifth in doubles.
- Hit second career grand slam August 20 vs. Arizona; according to Elias, only one other first-, second-, or third-place batter in franchise history had ever hit a grand slam in the first inning; on June 28, 1933, Hall of Famer Heinie Manush, batting second in the Washington Senators lineup, hit a first-inning grand slam in a 15-2 win at Cleveland.
- Hit first career walk-off home run September 13 vs. San Diego.
- Hit .300 (91-for-303) from July 1 through the end of the season; hit .321 (27-for-84) in 23 July games, .307 (35-for-114) in 29 August games and .276 (29-for-105) in 27 September games.
- Hit .279 (48-for-172) against left-handed pitching and .295 (109-for-370) against right-handed pitching.
- Set career highs in games (150), runs (79), hits (157), doubles (33), home runs (27), RBI (78) and walks (35)
- Ranked second on club in doubles, RBI and runs, and ranked third in hits and home runs.
- Made postseason debut in AL Wild Card game October 3 at New York-AL, going 1-for-3 with a home run and two RBI...hit two-run homer in first at-bat (off Luis Severino)...one of four players in club history to homer in first career postseason at-bat, joining Don Mincher (Game 1 of World Series in 1965 vs. Los Angeles-NL), Gary Gaetti (Game 1 of 1987 ALCS vs. Detroit), and Brian Dozier, who did it three batters prior to Rosario...Rosario and Gaetti are the only two players in baseball history to homer in both their first career regular season at-bat and first career postseason at-bat.

**2016:** Made Twins Opening Day roster, first of his career...was Opening Day leftfielder, batting fifth April 4 at Baltimore...hit first career pinch-hit homer April 19 at Milwaukee...tied career-high with four hits, three times: April 21 at Milwaukee, July 9 at Texas and July 23 at Boston...hit .200 (23-for-115) with seven extra-base hits in 32 games and was optioned to Triple-A Rochester May 19...played 41 games for the Red Wings and hit .319 (51-for-160), including a stretch of 25 games from May 25-June 21, where he hit .418 (41-for-98)...recalled from Rochester July 1...hit .316 (24-for-76) in 20 July games and .311 (32-for-103) in 28 August games for Minnesota...hit second career pinch-hit homer August 5 at Tampa Bay; came in the seventh inning that turned a 2-1 deficit into a 3-2 lead and eventual 6-2 Twins victory...according to the Elias Spots Bureau, it

### CAREER HIGHS

Hits: 5, 7/1/17 at KC  
RBI: 5, 9/3/15 vs. CWS  
HR: 3, 6/13/17 vs. SEA  
GS: 1, 2x, last 8/20/17 vs. ARI  
SB: 2, 9/3/17 vs. KC  
Hit-Strike: 15, 4/17-5/5/17

### WALK-OFF HITS

9/13/17 vs. SD (HR)

### MULTI-HR GAMES

6/13/17 vs. SEA (3)

8/8/17 vs. MIL

8/30/17 vs. CWS

9/17/17 vs. TOR





was the first pinch-hit home run that turned a deficit into a lead for the Twins since Matt LeCroy hit a pinch-hit grand slam at Toronto May 19, 2004...hit 10th home run September 17 at New York-NL, giving him double-digit home run totals in consecutive seasons...fractured left thumb sliding into first base September 17 at New York-NL, ending his season...combined to hit .285 (141-for-495) with 31 doubles, 17 home runs and 57 RBI in 133 games between Rochester and Minnesota.

## AL LEADERS

### XBH FOR OUTFIELDERS IN 2017

1. Aaron Judge, NYY.....	79
Justin Upton, DET-LAA.....	79
3. Mookie Betts, BOS.....	72
Chris Davis, OAK.....	72
5. Nelson Cruz, SEA.....	67
6. Corey Dickerson, TB.....	64
7. George Springer, HOU.....	63
8. <b>Eddie Rosario, MIN.....</b>	<b>62</b>
9. Mike Trout, LAA.....	61
10. Matt Joyce, OAK.....	58

**2015:** Played in first career spring training with Twins and optioned to Triple-A Rochester March 28... played 23 games for the Red Wings, hitting .242 (23-for-95) with two doubles, one triple, three home runs and 12 RBI...recalled from Triple-A Rochester May 4 when Twins placed outfielder Oswaldo Arcia on 15-day disabled list...made major league debut May 6 vs. Oakland and homered on first pitch he saw, off Scott Kazmir, becoming the 10th Twin to ever homer in his first career game and sixth to ever homer in his first at-bat as Twin...according to Elias, he became one of 115 players in baseball history to homer in his first career at-bat and one of 109 payers to homer in first plate appearance...according to Baseball Almanac, he became the 29th player in baseball history to homer on first pitch...drove in at least one run in each of first four career games May 6-9, setting a Twins/Senators franchise record... the last Twin/Senator who had an RBI in at least each of his first three career games was Bob Oldis, May 10-June 25, 1953...was third player in baseball to record an RBI in each of first four games played on season (Corey Dickerson and Lorenzo Cain)...hit safety in season-high eight straight games May 24-June 3, hitting .407 (11-for-27) in that span...placed on Paternity List June 9 to attend birth of son Lucas in Miami, missing one game...recorded 25 hits in June, fourth most among AL rookies... also scored 13 runs, tied for third most among AL rookies...triple in three straight games July 28-30, becoming the fourth player in club history to do so, joining Rod Carew (1977), Dan Gladden (1991) and Delmon Young (2008)...went 3-for-5, falling a single short of the cycle July 30 vs. Seattle, lining out in final two at-bats, one to centerfield and one to shortstop...he became the first rookie in club history to have two games with at least three extra-base hits in one season...hit ninth triple August 16 vs. Cleveland, tying Tony Oliva for most triples by a rookie in Twins history; hit 10th August 25 at Tampa Bay, setting Twins rookie record...also homered in that game becoming the first Twins rookie to homer and triple in same game since Gary Gaetti, who did it twice in 1982...stole his 10th base August 30 vs. Houston, becoming the ninth different Twin (17th time) with 10-plus steals and 10-plus triples in a season and first-ever rookie; the last to do so was Denard Span in 2009 (10 triples, 23 steals)...also became the first rookie in baseball with 10-plus steals and 10-plus triples since Alcides Escobar and Austin Jackson both did it in 2010...hit first career grand slam September 3 vs. Chicago-AL, off Jeff Samardzija, one of three grand slams for a Twin on the season...hit 10th home run September 16 vs. Detroit, becoming the ninth different Twin (11th time) to record double-digit triple and homer totals in a single season and first since Cristian Guzman (2001); became first rookie in baseball to do so since Hanley Ramirez did it for Florida in 2006...was one of four players in baseball to post double-digit totals in doubles, triples and home runs, joining Evan Gattis, Kevin Kiermaier and David Peralta...led baseball in triples (15), which was the most for a rookie since 1991 when St. Louis' Ray Lankford had 15...ranked first among AL rookies in triples, third in games (122) and multi-hit games (34), fourth in runs (60), tied for fifth in home runs (13), and fifth in RBI (50)...tied for second in baseball in outfield assists (16) and led all rookies; it marked the most for a rookie since 2007, when Delmon Young had 16 for Tampa Bay; also it tied Kirby Puckett's 1984 total for most in Twins history for rookies and tied for fifth most among any Twins in club history...given Jim Kaat Award for Twins Defensive Player of the Year as voted on by the Twin Cities Chapter of the BBWAA.

**2014:** Missed time serving 50-game suspension and reinstated May 29; began season with Single-A Ft. Myers...played eight games for the Miracle, hitting .300 (9-for-30) and promoted to Double-A New Britain June 6...recorded two-homer game July 22 vs. Altoona...combined to hit .243 (84-for-346) with 20 doubles, three triples, eight home runs, 40 RBI and 45 runs scored in 87 games between both levels...played 72 games in the outfield (50 in centerfield) and 18 at second base at both levels combined...participated in the Arizona Fall League, for the Salt River Rafter, hitting .330 (33-for-100) with 18 RBI and 10 stolen bases in 24 games; lost batting title to Cincinnati prospect Jesse Winker (.338) on final day of season...named to AFL East Fall Stars Team; went 4-for-5 with a double and home run...ranked 10th best prospect in Twins system by *Baseball America* entering 2015...added to Twins 40-man roster November 20.

**2013:** Began exhibition season playing for Team Puerto Rico in the World Baseball Classic, hitting .214 (3-for-14) with one double and four strikeouts in six games...converted to full-time second baseman from outfielder, playing 115 games at second between two levels combined... began regular season with Single-A Ft. Myers...hit .346 (36-for-104) with seven doubles, three home runs and 19 RBI in 25 April games, including two four-hit games: April 7 at Bradenton and April 19 at St. Lucie...promoted to Double-A New Britain June 10...named Eastern League Player of the Week for the period of August 19-25, hitting .433 (10-for-30) with four doubles, one home run, eight RBI, five runs scored and a .667 slugging percentage in seven games...combined to hit .302 (150-for-496) with 32 doubles, eight triples, 10 home runs, 73 RBI and 80 runs scored in 122 games between both levels...played in the Arizona Fall League with Glendale Desert Dogs, hitting .238 (19-for-80) with one double, one triple and seven RBI in 20 games...named to West Division Fall Stars Team...named second baseman on MiLB.com Twins organizational All-Star team... received 50-game suspension January 4, 2014 for violating the Minor League Drug Prevention and Treatment Program.

**2012:** Started season with Single-A Beloit...hit .293 (70-for-239) in 62 games before being placed on 7-day disabled list June 12 with a broken cheek bone after getting hit in the face during batting practice; played five games on rehab assignment with GCL Twins and was reinstated July 31...named to Midwest League All-Star team...hit .309 (95-for-307) against right-handed pitching and .247 (21-for-85) against left-handed pitching...played 71 games at second base and 20 in centerfield for both levels combined...ranked 12th best prospect in Midwest League by *Baseball America*...named outfielder on MiLB.com's Twins organizational All-Star team...played in the Puerto Rican Winter League with Indios de Mayaguez and named Postseason All-Star...ranked seventh best prospect in Twins organization by *Baseball America* entering the 2013 season.

**2011:** Spent entire season with Rookie Elizabethton...named Appalachian League Player of the Week three times: June 27, August 22 and August 29...homered in four straight games June 26-29, including first career two-homer game June 29 at Johnson City; second two-homer game August 19 at Greenville; and third two-homer game August 25 at Bluefield...named Twins minor league Player of the Week July 1, hitting .393 (11-for-28) with two doubles, five home runs and 12 RBI in seven games...named Appalachian League Co-Player of the Year...named Appalachian League Postseason All-Star...named Topps Short-Season/Rookie All-Star...received MiLB Round Tripper Award, Short-Season...named MiLB.com Short-Season Hitter of the Year...named to MiLB.com Twins organizational All-Star team...named to *Baseball America* Rookie All-Star team...played for Indios de Mayaguez in Puerto Rican Winter League, hitting .214 (9-for-42) in 16 games.

**2010:** Started professional career with GCL Twins...played all 51 games in the outfield (34 in centerfield)...led Gulf Coast League in stolen bases (22), finished third in hits (57), and 10th in batting average (.294)...ranked 21st best prospect in Twins organization by *Baseball America* entering 2011 season.

**PROFESSIONAL:** Selected by Twins in fourth round of 2010 First-Year Player Draft; signed by Twins scout Hector Otero.



### ROSARIO'S PLAYING RECORD

YEAR	CLUB	AVG	G	AB	R	H	2B	3B	HR	RBI	SH	SF	HB	BB	SO	SB	CS	OBP	OPS
2010	GCL Twins	.294	51	194	34	57	9	2	5	26	0	3	0	16	28	22	5	.343	.781
2011	Elizabethton	.337	67	270	71	91	9	9	21	60	1	0	0	27	60	17	6	.397	1.068
2012	GCL Twins	.368	5	19	2	7	3	0	1	4	0	0	0	1	2	0	0	.400	1.084
	Beloit	.296	95	392	60	116	32	4	12	70	0	5	1	31	69	11	11	.345	.835
2013	Ft. Myers	.329	52	207	40	68	13	5	6	35	0	5	2	17	29	3	6	.377	.903
	New Britain	.284	70	289	40	82	19	3	4	38	1	2	0	21	67	7	4	.330	.742
2014	Ft. Myers	.300	8	30	5	9	0	0	0	4	0	0	0	4	5	1	1	.382	.682
	New Britain	.237	79	316	40	75	20	3	8	36	0	2	1	17	68	8	4	.277	.672
2015	Rochester	.242	23	95	11	23	2	1	3	12	0	0	0	5	17	1	1	.280	.659
	MINNESOTA	.267	122	453	60	121	18	15	13	50	3	3	0	15	118	11	6	.289	.748
2016	Rochester	.319	41	160	26	51	14	0	7	25	0	2	0	7	25	5	3	.343	.881
	MINNESOTA	.269	92	335	52	90	17	2	10	32	2	3	2	12	91	5	2	.295	.716
2017	MINNESOTA	.290	151	542	79	157	33	2	27	78	4	8	0	35	106	9	8	.328	.836
	Minor League Totals	.294	491	1972	329	579	121	27	67	310	2	19	4	146	370	75	41	.340	.825
	Major League Totals	.277	365	1330	191	368	68	19	50	160	9	14	2	62	315	25	16	.307	.776

### ROSARIO'S CAREER FIELDING RECORD

POSITION	PCT	G	PO	A	E	TC	DP	PB
Outfield	.979	358	661	31	15	707	5	—

### ROSARIO'S WILD CARD GAME RECORD


YEAR	OPPONENT	AVG	G	AB	R	H	2B	3B	HR	RBI	SH	SF	HBP	BB	SO	SB	CS	OBP	OPS
2017	New York-AL	.333	1	3	1	1	0	0	1	2	0	0	0	1	1	0	0	.500	1.833

### ROSARIO'S WORLD BASEBALL CLASSIC RECORD

YEAR	CLUB	AVG	G	AB	R	H	2B	3B	HR	RBI	SH	SF	HBP	BB	SO	SB	CS	OBP	OPS
2013	Puerto Rico	.214	6	14	0	3	1	0	0	0	0	0	0	4	0	0	.214	.500	
2017	Puerto Rico	.316	6	19	3	6	2	1	0	5	0	2	0	3	3	2	0	.375	.901
	WBC Totals	.273	12	33	3	9	3	1	0	5	0	2	0	3	7	2	0	.316	.740







# 19 ANIBAL SANCHEZ

**RIGHT-HANDED PITCHER**

H/W: 6-0/205      B/T: R/R  
Opening Day Age: 34  
Born: 2/27/1984 in Maracay, VZ  
Resides: Maracay, VZ

Acquired: Signed as a free agent 2/20/2018  
ML Service: 11 years, 44 days  
Options Used: 0 of 3  
Contract Status: Signed thru 2018

**PERSONAL:** Anibal Alejandro Sánchez...Twitter: @AnibalSanchez19...He, his wife, Ana, and daughter, Anabella Victoria (10/2/12), reside in Coral Gables, FL during the offseason.

**CAREER HIGHLIGHTS:** Led the American League with a 2.57 ERA in 2013...Came in fourth in AL Cy Young voting in 2013...Threw a no hitter on September 6, 2006 vs. Arizona while with the Florida Marlins in his first Major League season...National League Rookie of the Month in September 2006...Named NL Player of the Week on September 10, 2006...Selected to participate in the 2005 Futures Game.

**2017:**

- Began the season with Detroit where over the season made 28 appearances, including 17 starts, and compiled a 3-7 record with a 6.41 ERA (105.1 IP, 75 ER) and 104 strikeouts...had a 3-7 record with a 5.76 ERA (84.1 IP, 54 ER) and 82 strikeouts in 17 starts, while he posted a 9.00 ERA (21.0 IP, 21 ER) and 22 strikeouts in 11 relief appearances.
- Started four games with the Toledo Mud Hens (Detroit) and had a 0-2 record with a 4.60 ERA (15.2 IP, 8 ER) and 20 strikeouts.
- Threw 4.0 innings in the game on April 26 against SEA and surpassed the 1500.0 innings pitched mark in his career...his 1592.2 innings pitched in his career are sixth-most by a Venezuelan-born pitcher in MLB history.
- Made his 250th career start on July 16 vs. Toronto...became the sixth Venezuelan-born player to make 250 Major League starts, joining Felix Hernandez (369), Freddy Garcia (357), Carlos Zambrano (302), Johan Santana (284) and Wilson Alvarez (263).
- Placed on 10-Day DL from August 18- September 1 with a left hamstring strain.
- Allowed three runs-or-less in each of his last four starts of the season, compiling a 2.74 ERA (23.0 IP, 7 ER) with 31 strikeouts.

**2016:** In his 12th professional season and fifth with Detroit, appeared in 35 games, including 26 starts...Posted a 5-12 record with a 6.04 ERA (138.2IP/93ER) and 124 strikeouts in 26 starts, while he went 2-1 with a 4.30 ERA (14.2IP/7ER) and 11 strikeouts in nine relief appearances...pitched a season high 8.0 innings on August 7 vs. New York (NL)...took a no hitter into the seventh inning, for the seventh time in his career on August 17 vs. Kansas City, according to Elias that is second-most among active pitchers, trailing only Justin Verlander.

**2015:** Spent entire season with Detroit, his third full season with the club...went 10-10 with a 4.99 ERA (157.0IP/87ER) and 138 strikeouts in 25 starts...appeared in his 200th career game on April 23 vs. New York (AL)...made his 200th career start on May 3 at Kansas City, became the seventh Venezuelan-born player in major league history to start 200 games on the mound...tossed the eighth shutout of his career on June 15 vs. Cincinnati, allowing only two hits and striking out seven... had a streak of 21.2 consecutive scoreless innings from June 3-21, the second longest of his career, trailing only a 23.0 consecutive innings scoreless streak from July 6-25, 2006...posted a seven-decision winning streak from June 9-July 22, which tied for the longest streak of his career, went 7-0 record with a 3.16 ERA (57.0IP/20ER) and 46 strikeouts during the streak..... placed on the 15-day disabled list with a right rotator cuff strain on August 20, he sustained no major structural damage and received a PRP injection, ending his season.

**2014:** Limited to 22 games with Detroit due to two separate stints on the disabled list...allowed just four home runs all season, the fewest among all major league pitchers (min. 100 IP)...first DL stint April 27- May 18 with a right middle finger laceration...Detroit's Pitcher of the Month for June after compiling a 3-0 record, 2.79 ERA (52.0IP/14ER) and 40 strikeouts during the eight-start stretch...recorded his 1,000th career strikeout, Alberto Callaspo in the fourth inning on June 30 vs. Oakland, making him the seventh Venezuelan-born pitcher to strike out 1,000 batters in the majors...second stint on DL was from August 9-23 with a right pectoralis major strain...made his first career postseason appearance out of the bullpen for Detroit during the ALDS, did not allow a run, struck out two over 2.0 innings of relief in Game 2 at Baltimore.

**2013:** In first full season with Detroit, established a career high 14 wins and matched a career high with 202 strikeouts...led the American League with a 2.57 ERA (182.0IP/52ER), while he was third with 9.99 strikeouts per nine innings, sixth with 202 strikeouts and a .229 batting average against, and tied for eighth with 14 wins...established a career high and franchise record with 17 strikeouts on April 26 vs. Atlanta, the 17 strikeouts also established a new record for most strikeouts by any one pitcher in an Interleague game, and matched the most strikeouts ever recorded by a pitcher in 8.0 innings-or-less...tossed a complete game shutout on May 24 vs. Minnesota, allowed just one hit in 9.0 innings to record his fourth career one-hit game...joined Bob Feller as the only two pitchers since at least 1916 to record five complete games allowing one hit-or-fewer in the first 155 games of their major league career...sidelined June 16-July 5 with a right shoulder strain...appeared in three games for the Tigers in the postseason...struck out 12 batters and did not allow a hit in Game 1 of the ALCS against the Boston Red Sox, according to the Elias Sports Bureau, it is the most strikeouts by a pitcher before allowing a hit in a postseason game in major league history.

**2012:** Began the season with the Miami before being acquired by Detroit in a five-player deal on July 23... established a career high with 14 strikeouts on April 28 vs. Arizona, marked the third time in his career he has reached a double-digit strikeout total in a start...tossed a three-hit shutout on September 25 vs. Kansas City...marked the fifth shutout of his major league career...struck out 10 batters in the game, the fourth time during his career he has reached a double-digit strikeout total in a start.

**CAREER HIGHS**

IP: 9.0, 8x, last 6/15/15 vs. CIN  
Walks: 8, 9/28/09 at ATL  
SO: 17, 4/26/13 vs. ATL  
CG: 6, last 6/15/15 vs. CIN  
Low-Hit CG: 0, 9/6/06 vs. ARI  
Win-Streak: 6, 4/22/11-6/10/11





**2011:** Finished sixth in the National League as he established a career high with 202 strikeouts with Florida...tied for second in the National League with two shutouts, while he finished third with 9.26 strikeouts per nine innings and tied for fifth with three complete games...established a career best with a six-game winning streak April 22-June 10 recording a 2.48 ERA (69.0IP/19ER) with 70 strikeouts during the 10-start stretch...tossed a five-hit shutout on May 26 at San Francisco...threw a one-hit shutout on September 10 at Pittsburgh.

**2010:** Established a career high with 13 wins with Florida...went 4-0 in May with a 1.93 ERA (37.1IP/8ER) and 35 strikeouts in six starts, tied for fourth in the National League with four wins during the month, while he finished 10th with a 1.93 ERA...fired a one-hit shutout on July 29 at San Francisco.

**2009:** Limited to 16 starts with Florida due to two separate stints on the disabled list...sidelined May 8-June 2 with a right shoulder sprain, assigned to Single-A Jupiter for a rehabilitation assignment on May 28...tossed three innings in his start with Florida on June 2 vs. Milwaukee before returning to the disabled from June 3-August 21 with a right shoulder sprain...posted a 2-2 record, a 2.27 ERA (35.2IP/9ER) and 30 strikeouts over a six-start stretch September 6-October 3.

**2008:** Opened season on Florida's disabled list and was sidelined March 21- July 31 with a right shoulder labrum team...spent time with the GCL Marlins, Single-A Jupiter and Double-A Carolina...started two games with Navegantes del Magallanes in the Venezuelan Winter League following the season.

**2007:** Started six games with Florida before landing on the DL for the remainder of the 2007 season with right shoulder tendinitis on May 4.

**2006:** Started the season with Double-A Carolina...had his contract recalled from Carolina by Florida on June 25...earned the win as he made his major league debut on June 25 at New York's Yankee Stadium against the Yankees...fired a no-hitter on September 6 vs. Arizona...became the 19th rookie in major league history to toss a no-hitter, the first since St. Louis' Bud Smith did so on September 3, 2001 against San Diego...became the second native of Venezuela to toss a no-hitter, joining Wilson Alvarez...named the National League Player of the Week for September 4-10 following his no-hit performance on September 6...named the ninth-best prospect in the Southern League following the season by Baseball America.

**2005:** Selected to the Carolina League's midseason All-Star squad as he opened the 2005 season with Single-A Wilmington (Boston)...earned a spot on the World Team for the Futures Game...named the best pitching prospect and rated as possessing the best fastball in the Carolina League by Baseball America...Named the Carolina League Pitcher of the Week for May 2-8...acquired by Florida from Boston as part of a seven-player deal on November 24...named the third-best prospect in the Marlins organization and Carolina League and ninth-best prospect in the Eastern League following the season by Baseball America.

**2004:** Led the New York-Penn League with a 1.77 ERA and 101 strikeouts with Single-A Lowell (Boston) during the 2004 season...named the second-best prospect in the New York-Penn League and fifth-best prospect in the Red Sox organization following the season by Baseball America.

**2003:** Sidelined for the entire 2003 season as he recovered from right elbow surgery.

**2002:** Started 11 games with the Venezuelan Summer League Red Sox in 2002, posting a 5-3 record and 3.50 ERA...led the club with 73 strikeouts.

**2001:** Made his professional debut with the Venezuelan Summer League Red Sox after signing with Boston as a non-drafted free agent on January 3, 2001.

### SANCHEZ'S PITCHING RECORD

YEAR	CLUB	W-L	ERA	G	GS	CG	SH	SV	IP	H	R	ER	HR	HB	BB	SO	WP	K/9	BAA
2004	Lowell	4-4	1.77	15	15	0	0	0	76.1	43	24	15	3	6	29	101	2	11.9	.160
2005	Wilmington	6-1	2.40	14	14	0	0	0	78.2	53	25	21	7	3	24	95	5	10.9	.189
	Portland	3-5	3.45	11	11	0	0	0	57.1	53	28	22	5	5	16	63	4	9.9	.244
2006	Carolina	3-6	3.15	15	15	2	1	0	85.2	82	41	30	7	2	27	92	4	9.7	.246
	<b>FLORIDA</b>	<b>10-3</b>	<b>2.83</b>	<b>18</b>	<b>17</b>	<b>2</b>	<b>1</b>	<b>0</b>	<b>114.1</b>	<b>90</b>	<b>39</b>	<b>36</b>	<b>9</b>	<b>4</b>	<b>46</b>	<b>72</b>	<b>4</b>	<b>5.7</b>	<b>.217</b>
2007	<b>FLORIDA</b>	<b>2-1</b>	<b>4.80</b>	<b>6</b>	<b>6</b>	<b>0</b>	<b>0</b>	<b>0</b>	<b>30.0</b>	<b>43</b>	<b>17</b>	<b>16</b>	<b>3</b>	<b>2</b>	<b>19</b>	<b>14</b>	<b>3</b>	<b>4.2</b>	<b>.341</b>
2008	GCL Marlins	1-0	3.60	1	1	0	0	0	5.0	4	2	2	0	0	1	4	0	7.2	.250
	Jupiter	0-0	1.80	2	2	0	0	0	10.0	7	2	2	0	0	4	9	0	8.1	.194
	Carolina	1-0	3.46	2	2	1	0	0	13.0	12	5	5	0	0	5	12	1	8.3	.267
	<b>FLORIDA</b>	<b>2-5</b>	<b>5.57</b>	<b>10</b>	<b>10</b>	<b>0</b>	<b>0</b>	<b>0</b>	<b>51.2</b>	<b>54</b>	<b>35</b>	<b>32</b>	<b>7</b>	<b>6</b>	<b>27</b>	<b>50</b>	<b>1</b>	<b>8.7</b>	<b>.267</b>
2009	GCL Marlins	0-0	3.38	1	1	0	0	0	2.2	3	1	1	0	0	2	0	1	0.0	.273
	Jupiter	1-0	0.68	3	3	0	0	0	13.1	7	2	1	0	0	3	12	1	8.1	.156
	Jacksonville	1-0	2.61	2	2	0	0	0	10.1	5	3	3	1	0	3	8	0	7.0	.139
	<b>FLORIDA</b>	<b>4-8</b>	<b>3.87</b>	<b>16</b>	<b>16</b>	<b>0</b>	<b>0</b>	<b>0</b>	<b>86.0</b>	<b>84</b>	<b>39</b>	<b>37</b>	<b>10</b>	<b>1</b>	<b>46</b>	<b>71</b>	<b>0</b>	<b>7.4</b>	<b>.253</b>
2010	<b>FLORIDA</b>	<b>13-12</b>	<b>3.55</b>	<b>32</b>	<b>32</b>	<b>1</b>	<b>1</b>	<b>0</b>	<b>195.0</b>	<b>192</b>	<b>89</b>	<b>77</b>	<b>10</b>	<b>7</b>	<b>70</b>	<b>157</b>	<b>7</b>	<b>7.2</b>	<b>.257</b>
2011	<b>FLORIDA</b>	<b>8-9</b>	<b>3.67</b>	<b>32</b>	<b>32</b>	<b>3</b>	<b>2</b>	<b>0</b>	<b>196.1</b>	<b>187</b>	<b>85</b>	<b>80</b>	<b>20</b>	<b>5</b>	<b>64</b>	<b>202</b>	<b>4</b>	<b>9.3</b>	<b>.250</b>
2012	<b>FLORIDA</b>	<b>5-7</b>	<b>3.94</b>	<b>19</b>	<b>19</b>	<b>0</b>	<b>0</b>	<b>0</b>	<b>121.0</b>	<b>119</b>	<b>59</b>	<b>53</b>	<b>12</b>	<b>1</b>	<b>33</b>	<b>110</b>	<b>4</b>	<b>8.2</b>	<b>.259</b>
	<b>DETROIT</b>	<b>4-6</b>	<b>3.74</b>	<b>12</b>	<b>12</b>	<b>1</b>	<b>1</b>	<b>0</b>	<b>74.2</b>	<b>81</b>	<b>36</b>	<b>31</b>	<b>8</b>	<b>3</b>	<b>15</b>	<b>57</b>	<b>3</b>	<b>6.9</b>	<b>.275</b>
2013	Lakeland	0-0	0.00	1	0	0	0	0	1.2	2	0	0	0	0	0	0	0	0.0	.333
	<b>DETROIT</b>	<b>14-8</b>	<b>2.57</b>	<b>29</b>	<b>29</b>	<b>1</b>	<b>1</b>	<b>0</b>	<b>182.0</b>	<b>156</b>	<b>56</b>	<b>52</b>	<b>9</b>	<b>2</b>	<b>54</b>	<b>202</b>	<b>7</b>	<b>10.0</b>	<b>.229</b>
2014	<b>DETROIT</b>	<b>8-5</b>	<b>3.43</b>	<b>22</b>	<b>21</b>	<b>0</b>	<b>0</b>	<b>0</b>	<b>126.0</b>	<b>108</b>	<b>55</b>	<b>48</b>	<b>4</b>	<b>3</b>	<b>30</b>	<b>102</b>	<b>5</b>	<b>7.3</b>	<b>.228</b>
2015	<b>DETROIT</b>	<b>10-10</b>	<b>4.99</b>	<b>25</b>	<b>25</b>	<b>1</b>	<b>0</b>	<b>0</b>	<b>157.0</b>	<b>152</b>	<b>89</b>	<b>87</b>	<b>29</b>	<b>1</b>	<b>49</b>	<b>138</b>	<b>5</b>	<b>7.9</b>	<b>.252</b>
2016	<b>DETROIT</b>	<b>7-13</b>	<b>5.87</b>	<b>35</b>	<b>26</b>	<b>0</b>	<b>0</b>	<b>0</b>	<b>153.1</b>	<b>171</b>	<b>108</b>	<b>100</b>	<b>30</b>	<b>5</b>	<b>53</b>	<b>135</b>	<b>7</b>	<b>7.9</b>	<b>.285</b>
2017	West Michigan	0-1	6.75	1	1	0	0	0	4.0	5	3	3	0	0	2	3	0	6.8	.333
	Toledo	0-2	4.60	4	4	0	0	0	15.2	17	9	8	3	0	5	20	0	11.5	.270
	<b>DETROIT</b>	<b>3-7</b>	<b>6.41</b>	<b>28</b>	<b>17</b>	<b>0</b>	<b>0</b>	<b>0</b>	<b>105.1</b>	<b>139</b>	<b>81</b>	<b>75</b>	<b>26</b>	<b>4</b>	<b>29</b>	<b>104</b>	<b>5</b>	<b>8.9</b>	<b>.313</b>
<b>Minor League Totals</b>		<b>19-19</b>	<b>2.72</b>	<b>72</b>	<b>71</b>	<b>3</b>	<b>1</b>	<b>0</b>	<b>373.2</b>	<b>293</b>	<b>145</b>	<b>113</b>	<b>26</b>	<b>16</b>	<b>121</b>	<b>419</b>	<b>18</b>	<b>10.1</b>	<b>.213</b>
<b>American League Totals</b>		<b>46-49</b>	<b>4.43</b>	<b>151</b>	<b>130</b>	<b>3</b>	<b>3</b>	<b>0</b>	<b>798.1</b>	<b>807</b>	<b>425</b>	<b>393</b>	<b>106</b>	<b>18</b>	<b>230</b>	<b>738</b>	<b>32</b>	<b>8.3</b>	<b>.260</b>
<b>National League Totals</b>		<b>44-45</b>	<b>3.75</b>	<b>133</b>	<b>132</b>	<b>6</b>	<b>4</b>	<b>0</b>	<b>794.1</b>	<b>769</b>	<b>363</b>	<b>331</b>	<b>71</b>	<b>27</b>	<b>305</b>	<b>676</b>	<b>23</b>	<b>7.7</b>	<b>.254</b>



### SANCHEZ'S CAREER FIELDING RECORD

POSITION	PCT	G	PO	A	E	TC	DP	PB
Pitcher	.934	284	139	184	23	346	14	—

### SANCHEZ'S BATTING RECORD

BATTING	AVG	AB	R	H	2B	3B	HR	RBI	SH	SF	HBP	BB	SO	SB	OBP	OPS
Career	.087	253	7	22	1	1	0	7	31	0	0	16	120	0	.141	.240

### SANCHEZ'S DIVISION SERIES RECORD

YEAR	OPPONENT	W-L	ERA	G	GS	CG	SHO	SV	IP	H	R	ER	HR	HB	BB	SO	WP	K/9	BAA
2012	Oakland	0-1	2.84	1	1	0	0	0	6.1	5	2	2	1	0	2	3	0	4.3	.227
2013	Oakland	0-1	5.91	1	1	0	0	0	4.1	8	6	5	3	0	2	6	0	12.5	.302
2014	Baltimore	0-0	4.97	1	0	0	0	0	2.0	0	0	0	0	0	2	0	9.0	.265	
Division Series Totals		0-2	4.97	3	2	0	0	0	12.2	13	8	7	4	0	4	11	0	7.8	.265

### SANCHEZ'S LEAGUE CHAMPIONSHIP SERIES RECORD

YEAR	OPPONENT	W-L	ERA	G	GS	CG	SHO	SV	IP	H	R	ER	HR	HB	BB	SO	WP	K/9	BAA
2012	New York-AL	1-0	0.00	1	1	0	0	0	7.0	3	0	0	0	0	3	7	0	9.0	.125
2013	Boston	1-0	0.00	1	1	0	0	0	6.0	0	0	0	0	0	6	12	2	18.0	.070
2014	Boston	0-1	1.42	1	1	0	0	0	6.0	9	4	3	1	0	0	5	0	7.5	.171
LCS Totals		2-1	1.42	3	3	0	0	0	19.0	12	4	3	1	0	9	24	2	11.4	.171

### SANCHEZ'S WORLD SERIES RECORD

YEAR	OPPONENT	W-L	ERA	G	GS	CG	SHO	SV	IP	H	R	ER	HR	HB	BB	SO	WP	K/9	BAA
2012	San Francisco	0-1	2.57	1	1	0	0	0	7.0	6	2	2	0	0	1	8	1	10.3	.222







# 22 MIGUEL SANÓ

## THIRD BASEMAN

H/W: 6-4/272

B/T: R/R

Opening Day Age: 24

Born: 5/11/1993 in San Pedro de Macoris, DR

Resides: San Pedro de Macoris, DR

Acquired: Signed as undrafted free agent. 10/9/09

M.L. Service: 2 years, 95 days

Options Used: 1 of 3

Contract Status: Signed thru 2018

**PERSONAL:** Miguel Angel (Jean) Sanó (pronounced sah-NO)...Twitter: @SanoMiguel...signed as a 16-year-old from San Pedro de Macoris, Dominican Republic October 9, 2009...was one of the subjects of the 2011 "Ballplayer: Pelotero" documentary.

**CAREER HIGHLIGHTS:** Named to 2017 AL All-Star team...placed second in 2017 Home Run Derby...ranks second on Twins in home runs (71) and RBI (195) since 2015...2015 Calvin R. Griffin Award winner for Most Valuable Twin and Bill Boni Award for Twins Outstanding Rookie...finished third in the AL Rookie of the Year voting in 2015...named AL Rookie of the Month for August in 2015...named Southern League All-Star in 2015...missed entire 2014 season due to "Tommy John" surgery on right elbow...ranked second-best prospect in Twins system by *Baseball America* entering both 2014 and '15, and number one prospect in Twins system entering both 2012 and '13...signed by Twins as shortstop but was primarily third baseman in minor leagues (since 2012).

### 2017:

- Made Twins Opening Day roster for second time in career and was Opening Day third baseman, batting fifth April 3 vs. Kansas City; homered in second at-bat.
- Suffered second career ejection April 22 vs. Detroit and made contact with Tigers catcher James McCann; served one-game suspension May 9 at Chicago-AL.
- Set season high with five RBI April 30 at Kansas City.
- Set career high with four hits May 22 at Baltimore.
- Participated in T-Mobile Home Run Derby on July 10 at Marlins Park; was the fifth seed and defeated Mike Moustakas in round one with 11 home runs, defeated Gary Sanchez in round two with 11 home runs, then lost to Aaron Judge in the finals with 10 home runs to Judge's 11.
- Hit .276 (83-for-301) with 21 home runs and 62 RBI in 82 games pre-All-Star break and was selected to first career AL All-Star team as a reserve; entered the game in the bottom of the fourth inning and played third base; went 1-for-1 and drove in the AL's first run with a single.
- Tied career high with 10-game hitting streak June 30-July 8.
- Missed time in early August after being hit by a pitch in same spot on left hand multiple times within a week.
- Hit 26th home run August 13 at Detroit, setting a new single-season career high; finished with 28, second-most on club.
- Placed on 10-day disabled list August 21 with a left shin stress reaction; reinstated September 29 and played in three games.
- Ranked second on club in home runs (28), third in RBI (77) and runs (75), and fourth in walks (54).

**2016:** Made Twins Opening Day roster for first time in career and was Opening Day rightfielder, batting third April 4 at Baltimore...suffered first career ejection April 10 at Kansas City, arguing balls and strikes with home plate umpire John Hirschbeck...homered in four straight games May 25-29, one game short of the Twins record...placed on 15-day disabled list June 1 with a left hamstring strain, an injury he suffered running to first base the previous night in Oakland...reinstated from disabled list July 1...hit safely in career-high 10 straight games July 5-19...recorded second career two-homer game August 7 at Tampa Bay; set season-high with four RBI...reached 20 homers for first time in career August 12 vs. Kansas City...set Twins single-season record for strikeouts (178), which also tied for fourth in the AL...set career-highs in games (116), home runs (25), RBI (66), doubles (22), walks (54) and runs (57)...ranked second on club in home runs and RBI, third in runs, and tied for third in doubles.

**2015:** Optioned from Twins spring training to Double-A Chattanooga March 16...hit fifth career grand slam April 17 vs. Birmingham...hit .159 (10-for-63) in 18 April games, .303 (30-for-99) in 26 May games and .329 (26-for-79) in 22 June games, all with Chattanooga...named Twins minor league Player of the Week May 17, hitting .379 (11-for-29) with four doubles, three home runs, eight RBI, three walks and a .438 on-base percentage...named Southern League All-Star and started at third base, batting fourth for the North Division, going 2-for-5 with a double, RBI and a run...recalled from Double-A Chattanooga July 2...recorded first major league hit July 2 at Kansas City, hitting an infield single off Greg Holland...recorded first career RBI July 3 at Kansas City with a single...hit safely in first seven career games, marking the third longest for a Twin to start career...also walked six times in first seven games, tying him with Danny Ardoin for second most walks in club history in his first seven games...hit first career home run July 7 vs. Baltimore, a two-run shot off Kevin Gausman...missed two games in late July with a sprained right ankle...hit safely in season-high eight straight games twice: July 24-August 1 and September 13-20...recorded first career two-homer game August 12 vs. Texas, including six RBI, tying Twins single-game record for a rookie (Tony Oliva - 1964 and Oswaldo Arcia - 2013)...homered August 25 at Tampa Bay becoming the first player age 22-or-younger with 12 home runs within his first 45 career games since Adam Dunn (2001)...joined Orlando Cepeda (1958) and Albert Pujols (2001) as the only players that young with 12 home runs and 37 RBI in first 45 games (ESPN Stats & Info)...named AL Rookie of the Month for August after hitting .278 (27-for-97) with seven doubles, nine home runs and 26 RBI...led all AL rookies in home runs, RBI and slugging percentage (.629) in August...nine home runs tied for second most all-time among Twins rookies in any month:

### CAREER HIGHS

Hits: 4, 5/22/17 at BAL

RBI: 6, 8/12/15 vs. TEX

HR: 2, 3x, last 8/18/17 vs. ARI

GS: - -

SB: 1, 2x, last 5/14/16 at CLE

Hit-Strike: 10, 2x, last 6/30-7/8/17

### WALK-OFF HITS

4/26/16 vs. CLE (1B)

### MULTI-HR GAMES

8/12/15 vs. TEX

8/7/16 at TB

8/18/17 vs. ARI





Jimmie Hall had 13 in August of 1963 and Tony Oliva had nine in May of 1964...hit game-winning solo home run in 12th inning September 9 at Kansas City, giving Twins a 3-2 victory...according to Elias, he became just the second rookie in the last 27 seasons (1989-2015) to hit a pinch-hit game-winning home run in the 12th inning-or-later (Lyle Overbay - 2003 and Mark Parent -1988)...combined to hit .271 (141-for-520) with 35 doubles, 33 home runs, 100 RBI and 91 walks in 146 games between Chattanooga and Minnesota...finished eighth on Twins all-time list in home runs (18) for rookies and most since Marty Cordova hit 24 in 1995; his 53 walks ranked 10th...ranked second among AL rookies in home runs and fifth in baseball...ranked third in RBI (52) among AL rookies...among rookies with 200 at-bats, he ranked first in on-base percentage (.385) and slugging percentage (.530)...given Calvin R. Griffith Award for Most Valuable Twin and Bill Boni Award for Twins Outstanding Rookie, both awards voted on by the Twin Cities Chapter of the BBWAA...became second Twins rookie to ever win Calvin R. Griffith Award, the other being Tony Oliva in 1964...finished third in the AL Rookie of the Year voting with 20 voting points (all 3rd place votes), behind Carlos Correa (124 points) and Francisco Lindor (109 points)...named third baseman on MiLB.com Twins organizational All-Star team...named designated hitter on Topps MLB All-Star Rookie Team...ranked top prospect in Southern League by *Baseball America* (one spot in front of teammate Byron Buxton).

**2014:** Missed entire season due to "Tommy John" surgery on right elbow...surgery performed by Dr. David Altchek March 12...added to Twins 40-man roster November 20...ranked second best prospect in Twins system and best power hitter by *Baseball America* entering 2015...named 11th best prospect in baseball by MLB.com entering 2015.

**2013:** Started season with Single-A Ft. Myers and hit .368 (35-for-95) with seven doubles, nine home runs and 24 RBI in 25 April games...hit third career grand slam April 16 vs. Palm Beach...selected to play for the World Team in the SiriusXM All-Star Futures Game at Citi Field in New York; started at third base and batted fourth, going 0-for-2 with a walk...named Florida State League midseason All-Star; did not play due to promotion to Double-A New Britain June 10...ranked third best prospect in baseball at Midseason by *Baseball America*, behind Byron Buxton and St. Louis' Oscar Taveras...named Eastern League Player of the Week August 12, hitting .417 (10-for-24) with four doubles, three home runs, 10 RBI and five runs scored in six games for the Rock Cats...recorded four multi-homer games, all coming after June 8, one with Ft. Myers and three with New Britain...combined to hit .280 (123-for-439) with 30 doubles, five triples, 35 home runs, 103 RBI, 86 runs scored, 65 walks and 11 stolen bases in 123 games between both levels...ranked third among all minor leaguers in home runs (35), second in slugging percentage (.610) and OPS (.992), tied for second in extra-base hits (70), sixth in total bases (268), and tied for seventh in RBI (103)...his 35 home runs were tied for sixth most ever for a Twins minor leaguer (since 1961) and most since Stan Holmes hit 37 for Single-A Visalia in 1983...named third baseman on MiLB.com Twins organizational All-Star team...named High Class-A Player of the Year, minor league All-Star and High Class-A All-Star by *Baseball America*...ranked second best prospect and best power hitter in the Twins system by *Baseball America* entering 2014.

**2012:** Spent season with Single-A Beloit...hit first career grand slam April 6 vs. Peoria...named Twins minor league Player of the Month for April, hitting .276 (24-for-87) with five doubles, six home runs, 21 RBI and 17 runs scored...named Twins minor league Player of the Week May 4, hitting .500 (10-for-20) with two home runs and nine RBI...named Midwest League Player of the Week August 20...named Midwest League All-Star Game selection...led Midwest League in home runs (28), RBI (100) and total bases (238), and second in walks (80)...named Midwest League Prospect of the Year, Midwest League Mid- and Postseason All-Star...*Baseball America* Second-Team minor league All-Star...named *Baseball America* Low Class-A All-Star...ranked second best prospect in the Midwest League by *Baseball America*...named third baseman on MiLB.com's Twins organizational All-Star team...named top prospect in Twins organization by *Baseball America* entering 2013, ninth best prospect in baseball by *Baseball America* and 12th best prospect in baseball by MLB.com.

**2011:** Spent season with Rookie Elizabethton...named Twins minor league Player of the Week July 8...recorded first career multi-homer game July 19 vs. Bristol (3 on the season)...Appalachian League Player of the Week August 1-7 and August 29-September 5...named Appalachian League Postseason All-Star and *Baseball America* rookie All-Star...ranked top prospect in Appalachian League by *Baseball America*...named top prospect in Twins organization by *Baseball America* entering 2012, 18th best prospect in baseball by *Baseball America* and 23rd best prospect in baseball by MLB.com...named third baseman on MiLB.com's 2011 Twins organizational All-Star team.

**2010:** Began professional career with DSL Twins...homered in first career at-bat, hitting a solo home run in the first inning vs. DSL White Sox...named Twins minor league Player of the Week August 27...led team in average (.344), on-base percentage (.463) and slugging percentage (.547)...transferred to GCL Twins July 5...finished second on club in doubles (14) and slugging percentage (.466)...ranked second best prospect in Gulf Coast League by *Baseball America*...ranked third best prospect and best power hitter in the Twins organization by *Baseball America*...ranked 60th best prospect in baseball by *Baseball America* entering 2011...named to MiLB.com's Twins organizational All-Star team.

**2009:** Ranked as the Twins fourth best prospect and 94th best in baseball by *Baseball America* entering the 2010 season.

**PROFESSIONAL:** Signed by Twins as undrafted free agent October 9, 2009; signed by Twins scout Fred Guerrero.

### TWINS ALL-TIME COME-FROM-BEHIND VICTORIES

DEFICIT/RUNS	DATE	OPPONENT	SCORE/DEFICIT	FINAL SCORE
7	5-10-00	Cleveland	1-8	10-9
6	5-9-64	Kansas City	1-7	10-8
6	8-5-77	Cleveland	1-7	14-10
6	6-26-79	Milwaukee	0-6	8-7
6	8-2-82	at California	0-6	9-7
6	9-11-87	at Cleveland	1-7	13-10
6	4-28-95	Baltimore	0-6	12-9
6	5-27-97	Seattle	0-6	11-10
6	9-23-98	Chicago-AL	0-6	7-6
6	4-17-99	at Cleveland	1-7	13-8
6	8-6-99	at Kansas City	1-7	9-8
6	4-5-00	Tampa Bay	1-7	10-7
6	5-2-02	Tampa Bay	0-6	7-6
6	7-15-02	Anaheim	1-7	10-8
6	5-4-08	Detroit	0-6	7-6
6	7-7-17	Baltimore	0-6	9-6



### SANDO'S PLAYING RECORD

YEAR	CLUB	AVG	G	AB	R	H	2B	3B	HR	RBI	SH	SF	HB	BB	SO	SB	CS	OBP	OPS
2010	DSL Twins	.344	20	64	11	22	2	1	3	10	0	1	1	14	17	2	1	.463	1.009
	GCL Twins	.291	41	148	23	43	14	0	4	19	1	1	1	10	43	2	2	.338	.804
2011	Elizabethton	.292	66	267	58	78	18	7	20	59	0	1	2	23	77	5	4	.352	.988
	Beloit	.258	129	457	75	118	28	4	28	100	0	8	8	80	144	8	3	.373	.893
2013	Ft. Myers	.330	56	206	51	68	15	2	16	48	0	2	6	29	61	9	2	.424	1.079
	New Britain	.236	67	233	35	55	15	3	19	55	0	3	4	36	81	2	1	.344	.915
2014	DID NOT PLAY - INJURED																		
2015	Chattanooga	.274	66	241	55	66	18	1	15	48	0	4	3	38	68	5	1	.374	.918
	MINNESOTA	.269	80	279	46	75	17	1	18	52	0	2	1	53	119	1	1	.385	.916
2016	Rochester	.160	8	25	3	4	1	0	2	2	0	0	0	5	10	0	0	.300	.740
	MINNESOTA	.236	116	437	57	103	22	1	25	66	0	3	1	54	178	1	0	.319	.781
2017	MINNESOTA	.264	114	424	75	112	15	2	28	77	0	1	4	54	173	0	0	.352	.859
Minor League Totals		.277	453	1641	311	454	111	18	107	341	1	20	25	235	501	33	14	.372	.934
Major League Totals		.254	310	1140	178	290	54	4	71	195	0	6	6	161	470	2	1	.348	.844

### SANDO'S CAREER FIELDING RECORD

POSITION	PCT	G	PO	A	E	TC	DP	PB
Third Base	.941	133	107	247	22	376	22	—
Outfield	.962	38	75	0	3	78	0	—
First Base	.974	11	70	4	2	76	7	—
Totals	.949	182	252	251	27	530	29	—

### SANDO'S ALL-STAR GAME RECORD

YEAR	HOST	AVG	G	AB	R	H	2B	3B	HR	RBI	SH	SF	HBP	BB	SO	SB	CS	OBP	OPS
2017	Miami	1.000	1	1	1	1	0	0	0	1	0	0	0	0	0	0	0	1.000	1.000







# 54 ERVIN SANTANA



## RIGHT-HANDED PITCHER

H/W: 6-2/175      B/T: R/R  
Opening Day Age: 35  
Born: 12/12/1982 in San Cristobal, DR  
Resides: San Cristobal, DR

Acquired: Signed as free agent. 12/13/14  
ML Service: 12 years, 104 days  
Options Used: 2 of 3  
Contract Status: Signed thru 2018

**PERSONAL:** Ervin Ramon Santana...Twitter: @ErvinSantana\_54...wife Amy...son Jonathan, and daughter, Sofia...enjoys teaching young children baseball fundamentals and has been active in Angels and Royals baseball clinics...changed name from Johan in 2003.

**CAREER HIGHLIGHTS:** Two-time All-Star in 2017 and '08...given 2016 and 2017 Joseph W. Haynes Award for Twins Pitcher of the Year...enters 2018 with second-most major league service time among Twins (12 years, 104 days), trailing only Joe Mauer (14 years)...holds record for RBI in a single season in IL Play for an AL pitcher with five in 2017...Twins mark his fourth organization (Los Angeles-AL, 2005-12; Kansas City, 2013; and Atlanta, 2014)...has 21 career complete games since 2008, eighth among actives during span...threw no-hitter July 27, 2011 at Cleveland, allowing an unearned run and a walk with 10 strikeouts; named Co-AL Player of the Week...ranks seventh on Angels all-time list in wins (96), innings pitched (1,475.2) and strikeouts (1,167)...finished sixth in 2008 AL Cy Young voting with Angels...has recorded double-digit wins in seven different seasons (12 in '05, 16 in '06, 16 in '08, 17 in '10, 11 in '11, 14 in '14 and 16 in '17)...has pitched 200.0-plus innings in six seasons (204.0 in '06, 219.0 in '08, 222.2 in '10, 228.2 in '11, 211.0 in '13 and 211.1 in '17); finished among top seven in AL in innings pitched in four different seasons (4th in '08, 5th in '10, 7th in '11 and 2nd in '17)...has made 30-plus starts in nine seasons (33 in '06, 32 in '08, 33 in '10, 33 in '11, 30 in '12, 32 in '13, 31 in '14, 30 in '16 and 33 in '17) and in eight of last nine.

### CAREER HIGHS

IP: 9.0, 20x, last 8/2/17 at SD  
SO: 11, 5x, last 9/5/15 at HOU  
Walks: 8, 7/20/06 at KC  
CG: 21, last 8/2/17 at SD  
Low-Hit CG: 0, 7/27/11 at CLE  
Win-Streak: 7, 6/6-7/20/06



### 2017:

- Left Twins spring training in mid-March to make a start for the Dominican Republic in the World Baseball Classic at San Diego; allowed four runs on six hits in 3.2 innings pitched and was dealt the loss against Team USA.
- Was Twins Opening Day starter, the second time in his career; allowed one run on two hits in 7.0 innings pitched to earn the win April 3 vs. Kansas City.
- Began the season 5-0, 0.66 ERA (41.0 IP, 3 ER) in first six starts April 3-May 2; held opponents scoreless three times and allowed exactly one run in each of the other three; according to Elias, he became the second pitcher in franchise history to allow no more than one run in each of his first six starts of a season; Walter Johnson started 1913 with a streak of seven straight such starts for the Washington Senators.
- Tied single-game career high with four home runs allowed May 7 vs. Boston.
- Went 10-6, 2.99 ERA (120.1 IP, 40 ER) in 18 starts pre-All-Star break, tied for third in the AL in wins, third in innings pitched and fifth in ERA; named to AL All-Star team for second time in career and allowed one run on one hit in 1.0 inning (Yadier Molina solo home run).
- Pitched five complete games on the season: April 15 vs. Chicago-AL, May 23 at Baltimore, June 9 at San Francisco, July 5 vs. Los Angeles-AL and August 2 at San Diego; tied for the most complete games in baseball with Corey Kluber and had more than 27 entire teams.
- Recorded five RBI in three Interleague starts, the most ever for an American League pitcher in Interleague Play; tied Dan Haren (2010) and Woody Williams (2003) for the all-time record; most for a Twins pitcher since Bert Blyleven had six pre-DR in 1972.
- Held left-handed hitters to a .215 batting average and right-handers to a .234 average.
- His 3.28 ERA was the lowest for a Twins pitcher who made 30 or more starts in a season since Johan Santana's 2.77 in 2006.
- Went 10-3, 2.71 ERA (109.2 IP, 33 ER) in 17 road starts and 6-5, 3.90 ERA (101.2 IP, 44 ER) in 16 home starts; 10 road wins were tied for third-most in baseball and most for a Twin since Johan Santana had 10 in 2007.
- Made 30 starts for the ninth time in career and surpassed 200.0 innings pitched for the sixth time in career.
- Led Twins pitchers in wins (16), starts (33), innings pitched (211.1) and strikeouts (167).
- Given 2017 Joseph W. Haynes Award for Twins Pitcher of the Year, voted on by the Twin Cities Chapter of the BBWAA.
- Made third career postseason start (9th appearance) in AL Wild Card game October 3 at New York-AL, allowing four runs on three hits in 2.0 innings pitched.
- Underwent capsular release/debridement procedure to right third finger MCP joint February 6, 2018, a surgery performed by Charles Melone.

**2016:** Was Twins Opening Day starter, the first of his career...made start April 4 at Baltimore but pitched just 2.0 innings due to a one hour and 10 minute rain delay after the second inning...eclipsed the 2,000 career innings pitched mark April 14 vs. Chicago-AL...became just the sixth Dominican-born pitcher to do so, joining Juan Marichal, Bartolo Colon, Pedro Martinez, Pedro Astacio and Joaquin Andujar...placed on 15-day disabled list April 26 with a lower back strain; reinstated May 6...pitched eighth career complete game shutout July 6 vs. Oakland, allowing two hits, no walks with eight strikeouts...had second complete game of the season and 16th of career July 26 vs. Atlanta; suffered the loss, allowing two runs on seven hits in a Twins 2-0 defeat...finished July with a 1.90 ERA (42.2 IP, 9 ER) in six starts; tied for first in the AL in innings pitched for



the month and sixth in ERA...recorded season-high 10 strikeouts August 21 at Kansas City (7.0 IP), 17th career game with double-digit strikeouts... pitched 6.0-plus innings in 20 starts, 7.0-plus in 10 starts and 8.0-plus in three starts; recorded 17 quality starts...posted 2.65 ERA (88.1 IP, 26 ER) post-All-Star break, lowest for a Twin since Johan Santana's 2.54 ERA in 2006 (minimum 80 innings pitched)...posted a 3.38 ERA, the second lowest of career (3.24 in 2013); along with 181.1 innings pitched, he became first Twin since Johan Santana (2007, 3.33 ERA, 219.0 IP) with an ERA as low with as many innings pitched...made 30-plus starts for eighth time in career and reached 180.0-plus innings for the seventh time... ranked 10th in AL in ERA (3.38)...ranked first on Twins staff in innings pitched (181.1), starts (30) and strikeouts (149), and second in wins (7)... given 2016 Joseph W. Haynes Award for Twins Pitcher of the Year, as voted on by the Twin Cities Chapter of the BBWAA.

## MLB LEADERS

### WINS GAMES AMONG ACTIVES

1. CC Sabathia .....	237
2. John Lackey .....	188
Justin Verlander .....	188
4. Zack Greinke .....	172
5. Felix Hernandez .....	160
6. Jon Lester .....	159
7. Ervin Santana .....	149

2015: Placed on Restricted List for violation of Major League Baseball's Joint Drug Prevention and Treatment Program and missed Twins first 80 games...made three starts for Rochester June 20-30, going 3-0, 1.74 ERA (20.2 IP, 4 ER)...made Twins debut July 5 at Kansas City, allowing two runs on three hits in 8.0 innings pitched with three walks and eight strikeouts; the eight strikeouts were tied for second most ever for a pitcher in his Twins debut (Boof Bonser - 8 in 2006 and Camilo Pascual - 12 in 1961)...earned first win as Twin July 17 at Oakland, tossing 7.2 shutout innings with five hits allowed and one walk...posted 15.2 scoreless inning streak July 17-23, the third longest for a Twins starter on the season...recorded consecutive double-digit strikeouts totals with 10 August 30 vs. Houston (7.0 IP) and tied his career-high with 11 in next start September 5 at Houston (8.0 IP)...marked the 15th and 16th time in career with double-digit strikeouts and second time to do it in consecutive starts (2014)...first Twin since Francisco Liriano in 2012 to strikeout double-digit batters in consecutive starts...went 5-1, 1.62 ERA (50.0 IP, 9 ER) with 14 walks and 47 strikeouts in final seven starts from August 30-October 2, including a record of 4-0, 1.75 ERA (36.0 IP, 7 ER) with 11 walks and 34 strikeouts in five September starts...ranked fourth in AL in ERA for September, tied for third in wins, tied for ninth in innings pitched and tied for 10th in strikeouts...went 5-3, 3.64 ERA (64.1 IP, 26 ER) in 10 road starts and 2-2, 4.53 ERA (43.2 IP, 22 ER) in seven home starts.

2014: Spent first season with Atlanta and first in National League after signing with Braves March 12...earned win in first start April 9 vs. New York-NL, tossing 8.0 shutout innings with three hits allowed and no walks...recorded 11 strikeouts in second start April 14 at Philadelphia, 12th time in career with double-digit strikeouts...recorded 10-plus strikeouts in consecutive starts: 10 July 23 vs. Miami and 11 July 28 vs. San Diego (13th and 14th career time with double digits); one of 15 pitchers in NL to do so...went 6-0, 2.98 ERA (45.1 IP, 15 ER) in seven starts July 18-August 18; tied for second longest winning streak of career and one of 12 NL pitchers in 2014 to have six-game win-streak-or-longer...held right-handed batters to a .235 (77-for-328) batting average and left-handers to a .291 (116-for-398) average...went 10-4, 3.75 ERA (103.1 IP, 43 ER) in 16 home starts, tied for second most home wins in NL and tied third most in baseball; 10 home wins tied career-high (10-2 at home in 2006)...pitched over 195.0 innings for sixth time in career and struck out more than 175 batters for third time in career...ranked 12th in the NL in wins (14) and tied for team-lead with Julio Teheran.

2013: Played first and only season with Kansas City after offseason trade...recorded season-high 8.0 innings in two of his first three starts: April 8 vs. Toronto and April 14 vs. Minnesota...named the Royals Pitcher of the Month in April, going 3-1, 2.00 ERA (36.0 IP, 8 ER)...allowed four home runs May 23 vs. Los Angeles-AL, tying career-high...earned 100th career win June 8 vs. Houston...went 2-0, 1.99 ERA (40.2 IP, 9 ER) in six June starts...held opponents to a .207 batting average on road, fourth-best in the AL...posted a 5-3, 1.99 ERA (68.0 IP, 15 ER) in 10 starts against AL Central opponents...his 1.99 ERA and .187 opponent batting average within the division were best among pitchers with 10-or-more starts vs. the AL Central...his 0.87 WHIP within the division was second in the league among pitchers with 50.0-plus innings pitched...his run support (3.88) was the sixth-lowest in the AL...walked one batter-or-less in 15 of his 32 starts...ranked ninth in the AL in ERA (3.24), eighth in WHIP (1.14) and opponent batting average (.238), and tied for fourth in quality starts (23)...allowed just 51 walks in 211.0 innings for his lowest walks-per-9.0 innings ratio (2.18) since 2008 (1.93).

2012: Pitched final season with Los Angeles-AL...tossed first career one-hit shutout (7th career shutout) June 16 vs. Arizona, joining Nolan Ryan as the only two Angels that have thrown a no-hitter and a one-hitter with the club; fell seven outs shy of the second perfect game in club history... allowed just 49 hits in 67.0 innings in final 11 starts, the third-fewest in baseball from July 30 through the end of the season (minimum 60.0 IP)...recorded 50th career home victory September 21 vs. Chicago-AL, tying career-high with 11 strikeouts; marked fourth 10-plus strikeout game of 2012 and the 11th of career...posted a 4-10 record, 6.00 ERA in first 19 starts, but was 5-3, 3.76 ERA in final 11 starts...led baseball in home runs allowed (39), one shy of the Angels team record...held right-handed hitters to .213 (68-for-320) average compared to .262 (97-for-370) vs. lefties...made 30-or-more starts for third straight season...traded to Kansas City October 31 in exchange for left-handed pitcher Brandon Sisk.

2011: Pitched no-hitter July 27 at Cleveland, allowing an unearned run and a walk with 10 strikeouts, marking the eighth individual no-hitter in Angels history...following no-hitter, was named Co-AL Player of the Week July 25-31 (with Kansas City's Billy Butler)...tossed complete-game victory August 2 vs. Minnesota, becoming first pitcher since 1991 (Tommy Greene, PHI) to earn a complete game win in first start after a no-hitter...the no-hitter was the first in the history of Cleveland's Progressive Field...was sixth Dominican native to toss a no-no, joining Juan Marichal (1963), Ramon Martinez (1995), Jose Jimenez (1999), Ubaldo Jimenez (2010) and Francisco Liriano (2011)...pitched at least 7.2 innings, allowing one run-or-less in five straight starts July 22-August 12; since 1990, just three other pitchers accomplished that feat: Chris Carpenter (7 in 2005), Roger Clemens (5 in 1997) and John Smoltz (5 in 1992)...set career-bests in ERA (3.38) and innings pitched (228.2) and tied career-high in starts (33)...ranked tied for sixth in AL in starts, tied for fourth in complete games (4), and seventh in innings pitched...tossed 6.0 innings-or-more in each of final 17 starts.

2010: Recorded only 10-plus strikeout game of the year May 25, fanning 10 Blue Jays in a complete game, one of four complete games on season, including one shutout September 21 vs. Texas...tossed 6.0 innings-or-more in 17 of final 19 starts and 28 of 33 starts overall...tossed 7.0 innings-or-more 16 times, going 11-2 in those starts...set career-high in wins (17), tied for the seventh-most wins in the AL...tossed a career-high 222.2 innings...recorded second-best ERA of his career (3.92)...matched career-high with 33 starts on the season (also in 2006, 2011)...21 of 33 outings were quality starts, tied for the eighth in the AL.

2009: Tossed fourth career shutout in Angels division-clinching game September 29 vs. Texas, allowing seven hits and one walk with two strikeouts; became first pitcher to toss a shutout in a division-clinching game since Albie Lopez October 5, 2001 for Arizona...made four relief appearances in the ALCS vs. New York-AL...dealt the loss in Game 2, allowing an unearned run in the 12th inning...earned the victory in Game 3, pitching a scoreless 11th inning...became first pitcher in ALCS history to record a loss and a win in consecutive games in the same series.

2008: Selected to first career All-Star Game, allowing a run in 1.0 inning (5th) in the AL's 4-3, 15-inning win at New York-AL...struck out seven-plus in seven straight starts August 1-September 4, becoming first Angel pitcher to do so since Nolan Ryan in 1978 (seven starts)...ranked second in the AL in strikeouts (214), the most by an Angel since Chuck Finley had 215 in 1996 and most by a right-hander since Nolan Ryan (223) in



1979...among AL leaders, ranked tied for seventh in wins (16), fourth in innings pitched (219.0), second in strikeouts, and fourth in opponent batting average (.237).

**2007:** Finished his first career major league game September 14, when he tossed 3.0 scoreless innings of relief against Chicago-AL...struck out a career high 11 batters on July 3 at Texas, first of two 10-plus strikeout performances of the season (also 10 on September 19 vs. Tampa Bay)...ranked third on the Angels staff in strikeouts (126).

**2006:** Completed first full major league season...became fifth pitcher in Angels history with at least 12 wins in both rookie and sophomore seasons (12-8 in 2005 & 12-5 in 2006)...ranked tied for eighth in wins in the AL, ninth in winning percentage (.667), second in opponent batting average (.241) and third in home ERA (3.02).

**2005:** Made major league debut May 17 at Cleveland, allowing six runs on eight hits in 4.0 innings and was dealt the loss...recorded first career major league win with five-hit complete game shutout May 23 vs. Chicago-AL, allowing five hits and one walk with seven strikeouts; became youngest Angel to throw complete game shutout (22 years, 4 months, 13 days) since Jim Abbott (21 years, 7 months, 25 days) May 17, 1989 vs. Boston...was pitcher of record in Game 5 ALDS clincher vs. New York-AL, allowing three runs on five hits in 5.1 innings pitched; became sixth rookie to win decisive postseason series game and third to accomplish feat in previous 20 years (John Lackey - 2002 World Series vs. San Francisco & Jaret Wright - 1997 ALDS vs. New York-AL).

**2004:** Made just eight starts for Double-A Arkansas (Los Angeles-AL) before suffering a strained right elbow July 15, missing the remainder of the season.

**2003:** Started season at Single-A Rancho Cucamonga (Los Angeles-AL) and led California League in ERA (2.53) and average against (.212), and ranked second in strikeouts-per-9.0 innings (9.39) and in runners-per-9.0 innings (10.57)...named the California League Pitcher of the Year and a California League All-Star...named by *Baseball America* as a High-A All-Star.

**2002:** Spent entire season with Single-A Cedar Rapids (Los Angeles-AL), going 14-8, 4.16 ERA (147.0 IP, 68 ER) in 27 starts.

**2001:** Split season between AZL Angels and Single-A Provo, going 5-3, 4.31 ERA (77.1 IP, 37 ER) in 14 games (13 starts).

**PROFESSIONAL:** Signed by Los Angeles-AL as undrafted free agent September 2, 2000; signed by Los Angeles-AL scout Clay Daniel.

### SANTANA'S PITCHING RECORD

YEAR	CLUB	W-L	ERA	G	GS	CG	SH	SV	IP	H	R	ER	HR	HB	BB	SO	WP	K/9	BAA
2001	AZL Angels	3-2	3.22	10	9	1	1	0	58.2	40	27	21	0	2	35	69	8	10.6	.184
	Provo	2-1	7.71	4	4	0	0	0	18.2	19	17	16	1	2	12	22	3	10.6	.247
2002	Cedar Rapids	14-8	4.16	27	27	0	0	0	147.0	133	75	68	10	6	48	146	9	8.9	.240
2003	Rancho Cucamonga	10-2	2.53	20	20	1	0	0	124.2	98	44	35	9	7	36	130	14	9.4	.212
	Arkansas	1-1	3.94	6	6	0	0	0	29.2	23	15	13	4	3	12	23	1	7.0	.211
2004	Arkansas	2-1	3.30	8	8	0	0	0	43.2	41	19	16	3	4	18	48	5	9.9	.247
2005	Arkansas	5-1	2.31	7	7	0	0	0	39.0	34	12	10	2	2	15	32	1	7.4	.234
	Salt Lake	1-0	4.19	3	3	0	0	0	19.1	19	11	9	2	2	2	17	0	7.9	.260
	LOS ANGELES-AL	12-8	4.65	23	23	1	1	0	133.2	139	73	69	17	8	47	99	4	6.7	.266
2006	LOS ANGELES-AL	16-8	4.28	33	33	0	0	0	204.0	181	106	97	21	11	70	141	10	6.2	.241
2007	Salt Lake	2-1	5.01	5	5	0	0	0	32.1	39	19	18	4	3	10	32	1	8.9	.305
	LOS ANGELES-AL	7-14	5.76	28	26	0	0	0	150.0	174	103	96	26	8	58	126	7	7.6	.288
2008	LOS ANGELES-AL	16-7	3.49	32	32	2	1	0	219.0	198	89	85	23	8	47	214	5	8.8	.237
2009	Rancho Cucamonga	0-0	5.79	1	1	0	0	0	4.2	4	3	3	2	0	3	0	5.8	.222	
	Salt Lake	1-0	3.60	1	1	0	0	0	5.0	3	2	2	0	1	1	4	1	7.2	.158
	AZL Angels	0-0	0.00	1	1	0	0	0	3.1	3	0	0	0	0	0	7	0	18.9	.231
	LOS ANGELES-AL	8-8	5.03	24	23	2	2	0	139.2	159	83	78	24	10	47	107	4	6.9	.288
2010	LOS ANGELES-AL	17-10	3.92	33	33	4	1	0	222.2	221	104	97	27	12	73	169	11	6.8	.259
2011	LOS ANGELES-AL	11-12	3.98	33	33	4	1	0	228.2	207	95	86	26	8	72	178	10	7.0	.241
2012	LOS ANGELES-AL	9-13	5.16	30	30	1	1	0	178.0	165	109	102	39	9	61	133	4	6.7	.239
2013	KANSAS CITY	9-10	3.24	32	32	0	0	0	211.0	190	85	76	26	6	51	161	6	6.9	.238
2014	Gwinnett	1-0	8.44	1	1	0	0	0	5.1	8	6	5	1	0	4	3	1	5.4	.333
	ATLANTA	14-10	3.95	31	31	0	0	0	196.0	193	90	86	16	4	63	179	9	8.2	.266
2015	Rochester	3-0	1.74	3	3	0	0	0	20.2	17	4	4	2	1	4	11	2	4.8	.227
	MINNESOTA	7-5	4.00	17	17	0	0	0	108.0	104	50	48	12	4	36	82	3	6.8	.253
2016	MINNESOTA	7-11	3.98	30	30	2	1	0	181.1	168	78	68	19	4	53	149	11	7.4	.245
2017	MINNESOTA	16-8	3.28	33	33	5	3	0	211.1	177	85	77	31	8	61	167	12	7.1	.225
Minor League Totals		45-17	3.59	97	96	2	1	0	552.0	481	254	220	40	33	197	547	46	8.9	.231
National League Totals		14-10	3.95	31	31	0	0	0	196.0	193	90	86	16	4	63	179	9	8.2	.266
American League Totals		135-114	4.03	348	345	21	11	0	2187.1	2083	1060	979	291	96	676	1726	87	7.1	.250
Major League Totals		149-124	4.02	379	376	21	11	0	2383.1	2276	1150	1065	307	100	739	1905	96	7.2	.251

### SANTANA'S CAREER FIELDING RECORD

POSITION	PCT	G	PO	A	E	TC	DP	PB
Pitcher	.961	379	185	187	15	387	22	—



### SANTANA'S CAREER BATTING RECORD

BATTING	AVG	AB	R	H	2B	3B	HR	RBI	SH	SF	HB	BB	SO	SB	OBP	OPS
Career	.126	103	11	13	3	0	0	8	10	0	0	2	49	0	.143	.298

### SANTANA'S WILD CARD RECORD

YEAR	OPPONENT	W-L	ERA	G	GS	CG	SH	SV	IP	H	R	ER	HR	HB	BB	SO	WP	K/9	BAA
2017	New York-AL	0-0	18.00	1	1	0	0	0	2.0	3	4	4	2	0	2	0	0	0.0	.333

### SANTANA'S DIVISION SERIES RECORD

YEAR	OPPONENT	W-L	ERA	G	GS	CG	SH	SV	IP	H	R	ER	HR	HB	BB	SO	WP	K/9	BAA
2005	New York-AL	1-0	5.06	1	0	0	0	0	5.1	5	3	3	1	1	2	2	0	3.4	.263
2007	Boston	0-0	0.00	1	0	0	0	0	2.0	0	0	0	0	0	2	0	9.0	.200	
2008	Boston	0-0	8.44	1	1	0	0	0	5.1	8	5	5	1	0	0	3	0	5.1	.255
Division Series Totals		1-0	5.68	3	1	0	0	0	12.2	13	8	8	2	1	2	7	0	5.0	.255

### SANTANA'S CHAMPIONSHIP SERIES RECORD

YEAR	OPPONENT	W-L	ERA	G	GS	CG	SH	SV	IP	H	R	ER	HR	HB	BB	SO	WP	K/9	BAA
2005	Chicago-AL	0-1	10.38	1	1	0	0	0	4.1	3	6	5	2	1	3	2	0	4.1	.188
2009	New York-AL	1-1	1.59	4	0	0	0	0	5.2	5	3	1	0	1	4	5	0	7.9	.250
Championship Series Totals		1-2	5.40	5	1	0	0	0	10.0	8	9	6	2	2	7	7	0	6.3	.222

### SANTANA'S ALL-STAR GAME RECORD

YEAR	HOST	W-L	ERA	G	GS	CG	SH	SV	IP	H	R	ER	HR	HB	BB	SO	WP	K/9	BAA
2008	New York-AL	0-0	9.00	1	0	0	0	0	1.0	1	1	1	1	0	0	2	0	18.0	.250
2017	Miami	0-0	9.00	1	0	0	0	0	1.0	1	1	1	1	0	0	1	0	9.0	.250
All-Star Game Totals		0-0	9.00	2	0	0	0	0	2.0	2	2	2	2	0	0	3	0	13.5	.250

### SANTANA'S WORLD BASEBALL CLASSIC RECORD

YEAR	TEAM	W-L	ERA	G	GS	CG	SH	SV	IP	H	R	ER	HR	HB	BB	SO	WP	K/9	BAA
2017	Dominican Republic	0-1	9.82	1	1	0	0	0	3.2	6	4	4	1	0	0	2	0	4.9	.353







# 50 AARON SLEGERS



**RIGHT-HANDED PITCHER**

H/W: 6-10/255      B/T: R/R  
Opening Day Age: 25  
Born: 9/4/1992 in Long Beach, CA  
Resides: Scottsdale, AZ

Acquired: 5th RD, 2013 MLB Draft  
M.L. Service: 46 days  
Options Used: 0 of 3  
Contract Status: Signed thru 2018

**PERSONAL:** Aaron Allan Slegers (pronounced SLEH-gers)...Twitter: @aslegers...2010 graduate of Notre Dame Prep...limited to 10.0 innings from 2010 (senior year of high school) to 2012 (red shirt sophomore year of college) with forearm pain, a broken right wrist and a stress fracture in right tibia...went 6-1 as a junior in high school with 43 strikeouts and a 1.32 ERA in 41.0 innings...helped ND Prep to finish as 4A State Runner-Up as a junior, while the team won the East Sky Region in both 2009 and '10...also played club baseball for the Arizona Diamondbacks Scout Team in 2009 and '10...attended Indiana University from 2011-13, going 9-3, 2.29 ERA (114.0 IP, 29 ER) with 21 walks and 64 strikeouts in 24 games (18 starts)...went 9-2, 2.04 ERA (106.0 IP, 24 ER) in 18 starts as a junior in 2013; named a 2013 Louisville Slugger/CollegeBaseballInsider.com All-America...at 6 feet, 10 inches, is second-tallest player in Twins history (Jon Rauch, 6'11", 2009-10).

**2017:**

- Was invite to Twins spring training, reassigned to minor league camp March 13 and began season with Triple-A Rochester.
- Named International League Pitcher of the Week July 24, going 2-0, 0.64 (14.0 IP, 1 ER) with two walks and 12 strikeouts in two starts.
- Went 9-0, 2.10 ERA (64.1 IP, 15 ER) with 13 walks and 49 strikeouts in a 10-start stretch from June 15-August 12.
- Named Twins minor league Pitcher of the Month for July, going 5-0, 0.99 ERA (36.1 IP, 4 ER) in five starts.
- Contract selected as 26th man for doubleheader with Cleveland August 17.
- Made major league debut in a start August 17 vs. Cleveland (Game 2), allowing two runs on two hits in 6.1 innings pitched; did not factor into decision and was returned to Rochester following game.
- Set season high with 10 strikeouts for Rochester August 27 vs. Buffalo (8.0 IP).
- Recalled September 4 and spent rest of season with Twins.
- Led Twins minor league system in wins (15), innings pitched (148.1), starts (23), and second in strikeouts (119).
- Led all Triple-A in wins and tied with Bowie's (Baltimore) Yefry Ramirez for most in all of Minor League Baseball...ranked fifth in all of Triple-A in innings pitched.
- Given 2017 Jim Rantz Award as Twins Minor League Pitcher of the Year.

**2016:** Spent entire season with Double-A Chattanooga...placed on disabled list July 10 with right biceps tendinitis; reinstated July 26...named Twins minor league Player of the Week September 3, going 1-0, 1.29 ERA (14.0 IP, 2 ER) with three walks and 13 strikeouts in two starts for the Lookouts...led Lookouts in wins (10), starts (25), innings pitched (145.1) and strikeouts (104)...ranked ninth in Southern League in ERA (3.41) among starters and tied for fourth in innings pitched (145.1).

**2015:** Began season with Single-A Ft. Myers...named Twins minor league Player of the Week after pitching a complete game shutout May 24 vs. Brevard County, allowing three hits and nine strikeouts...pitched back-to-back complete games July 27 (7.0 IP) and August 2 (6.0 IP)...promoted to Double-A Chattanooga August 7...named Twins Minor League Pitcher for the Week for September 3, striking out 13 in 14.0 innings, allowing two earned runs in two starts...finished the season with the second lowest WHIP (1.04) and opponent average (.227) in the Florida State League, as well as the fourth lowest ERA (2.87).

**2014:** Began season with Single-A Cedar Rapids as one of the team's primary starters...pitched 6.0 innings or more in 11 of his 20 starts, recording a quality start in eight of those outings...promoted to Single-A Ft. Myers August 1 and made three starts for the Miracle to finish the year...ranked third in the Midwest League in walks-per-9.0 innings pitched (1.5).

**2013:** Spent first professional season with Rookie Elizabethton...allowed just one earned run in nine appearances...walked two and struckout 18 in his 19.0 innings...earned a save in three of his final four appearances, all of which were at least 2.0 inning outings.

**PROFESSIONAL:** Selected by Twins in fifth round of 2013 First-Year Player Draft; signed by scout Jeff Pohl.

**CAREER HIGHS**

IP: 6.1, 8/17/17 vs. CLE  
SO: 3, 3x, last 9/30/17 vs. DET  
Walks: 2, 2x, last 9/6/17 at TB  
CG: --  
Low-Hit CG: --  
Win-Streak: --



**SLEGERS' CAREER FIELDING RECORD**

POSITION	PCT	G	PO	A	E	TC	DP	PB
Pitcher	1.000	4	0	2	0	2	0	—



### SLEIGERS' PITCHING RECORD

YEAR	CLUB	W-L	ERA	G	GS	CG	SH	SV	IP	H	R	ER	HR	HB	BB	SO	WP	K/9	BAA
2013	Elizabethton	0-0	0.47	9	0	0	0	3	19.0	16	2	1	0	1	2	18	0	8.5	.246
2014	Cedar Rapids	7-7	4.54	20	20	1	0	0	113.0	118	66	57	7	7	20	90	11	7.2	.209
	Ft. Myers	2-1	3.32	3	3	0	0	0	19.0	14	7	7	2	2	4	12	0	5.7	.268
2015	Ft. Myers	8-6	2.87	19	19	3	1	0	119.1	103	48	38	4	7	21	80	7	6.0	.227
	Chattanooga	1-4	4.91	6	6	0	0	0	36.2	40	22	20	3	2	12	24	2	5.9	.282
2016	Chattanooga	10-7	3.41	25	25	0	0	0	145.1	137	61	55	11	12	46	104	5	6.4	.258
2017	Rochester	15-4	3.40	24	24	1	1	0	148.1	154	59	56	11	2	29	119	6	7.2	.266
	MINNESOTA	0-1	6.46	4	3	0	0	0	15.1	12	12	11	3	0	6	9	0	5.3	.211
<b>Minor League Totals</b>		<b>43-29</b>	<b>3.50</b>	<b>106</b>	<b>97</b>	<b>5</b>	<b>2</b>	<b>3</b>	<b>601.0</b>	<b>582</b>	<b>265</b>	<b>234</b>	<b>38</b>	<b>33</b>	<b>134</b>	<b>447</b>	<b>31</b>	<b>6.7</b>	<b>.255</b>
<b>Major League Totals</b>		<b>0-1</b>	<b>6.46</b>	<b>4</b>	<b>3</b>	<b>0</b>	<b>0</b>	<b>0</b>	<b>15.1</b>	<b>12</b>	<b>12</b>	<b>11</b>	<b>3</b>	<b>0</b>	<b>6</b>	<b>9</b>	<b>0</b>	<b>5.3</b>	<b>.211</b>

PLAYERS



### TWINS STRAIGHT STEAL OF HOME

DATE	PLAYER	INNING	PITCHER	OPPONENT	MADE SCORE	FINAL
7/19/62	Vic Power	5th	Dailey	Cleveland	6-0	8-0
8/3/66	Ted Uhlaender	8th	Stigman	Boston	7-2	7-2
5/10/68	John Roseboro	4th	Clark	at California	4-0	6-5
4/9/69	Rod Carew	5th	Nelson	at Kansas City	3-2	3-4
4/19/69	Rod Carew	7th	Wilhelm	California	5-5	6-5
4/30/69	Rod Carew	5th	Brandon	Seattle	5-0	6-4
5/18/69	Cesar Tovar *	3rd	Lolich	Detroit	2-1	2-8
5/18/69	Rod Carew *	3rd	Lolich	Detroit	1-2	2-8
6/4/69	Rod Carew	8th	McDaniel	New York-AL	4-2	4-2
6/16/69	Rod Carew	1st	Murphy	California	2-0	8-2
7/16/69 (1)	Rod Carew	2nd	Nyman	Chicago-AL	6-2	9-8
8/23/69	Cesar Tovar	2nd	Kekich	New York-AL	6-0	8-3
4/23/71	Rod Carew	1st	Kline	at New York-AL	1-0	7-3
9/1/72	Rod Carew #	10th	Farmer	Cleveland	5-4	5-4 (10 inn.)
9/12/72	Jim Nettles	4th	Hunter	Oakland	4-2	4-7
6/28/73	Rod Carew	3rd	Broberg	at Texas	2-0	4-0
5/14/75	Rod Carew	1st	Perry	Cleveland	1-0	3-0
5/17/76	Rod Carew	1st	Norris	Oakland	1-0	5-4
8/30/76	Rod Carew	1st	Augustine	Milwaukee	1-2	10-3
6/27/77	Rod Carew	4th	Hinds	Milwaukee	7-3	10-3
4/8/88	Dan Gladden	7th	Wells	Toronto	5-2	6-3
9/25/88	Dan Gladden	7th	Petry	at California	3-2	6-2
9/27/97	Rich Becker	5th	Juden	at Cleveland	2-0	6-4

\* - denotes consecutive batters

# - ended game





# 51 BROCK STASSI

NON-ROSTER  
INVITE



## FIRST BASEMAN

H/W: 6-2/190      B/T: L/L  
 Opening Day Age: 28  
 Born: 8/7/1989 in Sacramento, CA  
 Resides: Yuba City, CA

Acquired: Signed as minor league free agent, 12/11/17  
 M.L. Service: 96 days  
 Options Used: 1 of 3  
 Contract Status: Signed thru 2018

**PERSONAL:** Brock James Stassi (pronounced STASS-ee)...Twitter: @brockstassi28...2007 graduate of Yuba City High School (CA)...2011 graduate of the University of Nevada-Reno...named 2010 WAC Pitcher of the Year...earned 2010 All-WAC First-Team honors as a pitcher and Second-Team utility honors...selected to 2011 First-Team All-WAC as a first baseman...brother, Max, is a catcher in the Houston organization.

### 2017:

- Was an invite to Phillies spring training and made club's Opening Day roster, the first of career.
- Spent two stints with Phillies: start of season-June 8 and June 20-end of July.
- Made major league debut April 3 at Cincinnati, pinch-hitting, drawing a walk off Michael Lorenzen.
- Recorded first major league hit April 10 vs. New York-NL, homering off Addison Reed.
- Designated for release or assignment August 31; outrighted to Lehigh Valley.
- Combined to hit .251 (45-for-179) with four doubles, four home runs and 23 RBI in 52 games between Phillies and IronPigs.

**2016:** Was an invite to Phillies spring training...spent entire season with Triple-A Lehigh Valley...led club in on-base percentage (.369) and second in doubles (26)...committed just one error in 743 total chances at first base...made four relief appearances...played for La Guaira in the Venezuelan Winter League, hitting .297 in 32 games.

**2015:** Spent season with Double-A Reading (Philadelphia)...named Phillies Minor League Player of the Week twice: May 11-17 and July 20-26...named Midseason and Postseason EL All-Star...named Eastern League MVP...led the EL in OPS (.863), RBI (90) & SF (10), tied for first in doubles (32), second in total bases (219), on-base percentage (.394) and walks (77), third in runs (76) and games (133), fourth in slugging percentage (.470), fifth in hits (140), seventh in average (.300) and tied for seventh in HR (15)...played for Mayaguez in the Puerto Rican Winter League and Caracas in the Venezuelan Winter League.

**2014:** Spent entire season with Double-A Reading (Philadelphia)...reached base safely in 23 of 27 games in May with 17 walks and a .390 on-base percentage...appeared in two games in relief, both scoreless outings, his third and fourth professional pitching appearances.

**2013:** Spent entire season with Single-A Clearwater (Philadelphia)...hit .300 (21-for-70) with runners in scoring position...posted a .347 on-base percentage on the season...made two pitching appearances, tossing 2.0 scoreless innings with one walk and two strikeouts.

**2012:** Split season between Single-A Clearwater, Single-A Lakewood and Single-A Williamsport (Philadelphia), combining to hit .243 (53-for-218) with 10 doubles, three home runs, 33 RBI and a .329 on-base percentage in 67 games.

**2011:** Began professional career with Single-A Williamsport (Philadelphia), playing in 50 games.

**PROFESSIONAL:** Originally drafted by Cleveland in the 44th round of 2010 First-Year Player Draft but did not sign...drafted by Philadelphia in the 33rd round of 2011 First-Year Player Draft...signed by scout Joey Davis (Phillies).

### STASSI'S PLAYING RECORD

YEAR	CLUB	AVG	G	AB	R	H	2B	3B	HR	RBI	SH	SF	HB	BB	SO	SB	CS	OBP	OPS
2011	Williamsport	.200	50	150	14	30	2	0	1	14	1	2	2	18	15	3	0	.291	.524
2012	Clearwater	.222	3	9	0	2	1	0	0	1	0	0	0	1	0	0	.222	.555	
	Williamsport	.217	5	23	3	5	0	0	0	2	0	0	0	1	2	0	.250	.467	
	Lakewood	.247	59	186	22	46	9	3	3	30	2	4	1	28	34	6	2	.342	.718
2013	Clearwater	.295	88	288	32	85	11	5	3	32	2	2	1	23	43	8	1	.347	.746
2014	Reading	.232	124	440	49	102	12	3	8	44	2	2	6	39	49	3	1	.302	.629
2015	Reading	.300	133	466	76	140	32	1	15	90	0	10	1	77	63	3	2	.394	.864
2016	Lehigh Valley	.267	117	375	49	100	26	1	12	58	0	4	3	60	76	1	2	.369	.806
2017	Reading	.333	2	6	1	2	0	0	0	1	0	0	0	1	0	0	0	.429	.762
	<b>PHILADELPHIA</b>	<b>.167</b>	<b>51</b>	<b>78</b>	<b>6</b>	<b>13</b>	<b>2</b>	<b>1</b>	<b>2</b>	<b>7</b>	<b>0</b>	<b>0</b>	<b>0</b>	<b>12</b>	<b>22</b>	<b>0</b>	<b>0</b>	<b>.278</b>	<b>.573</b>
	Lehigh Valley	.249	50	173	18	43	4	0	4	22	0	3	2	18	42	0	0	.321	.662
	<b>Minor League Totals</b>	<b>.262</b>	<b>631</b>	<b>2116</b>	<b>264</b>	<b>555</b>	<b>97</b>	<b>13</b>	<b>46</b>	<b>294</b>	<b>7</b>	<b>27</b>	<b>16</b>	<b>265</b>	<b>325</b>	<b>24</b>	<b>8</b>	<b>.345</b>	<b>.731</b>
	<b>Major League Totals</b>	<b>.167</b>	<b>51</b>	<b>78</b>	<b>6</b>	<b>13</b>	<b>2</b>	<b>1</b>	<b>2</b>	<b>7</b>	<b>0</b>	<b>0</b>	<b>0</b>	<b>12</b>	<b>22</b>	<b>0</b>	<b>0</b>	<b>.278</b>	<b>.573</b>

### CAREER HIGHS

Hits: 2, 5/14/17 at WAS  
 RBI: 3, 4/29/17 at LAD  
 HR: 1, 2x, last 4/29/17 at LAD  
 GS: --  
 SB: --  
 Hit-Streak: 4, 4/22-29/17

### WALK-OFF HITS

None

### MULTI-HR GAMES

None





## STASSI'S CAREER FIELDING RECORD

POSITION	PCT	G	PO	A	E	TC	DP	PB
First Base	1.000	21	109	10	0	119	8	—
Outfield	1.000	3	1	0	0	1	0	—
<b>Totals</b>	<b>1.000</b>	<b>24</b>	<b>110</b>	<b>10</b>	<b>0</b>	<b>120</b>	<b>8</b>	<b>—</b>

## BASEBALL AMERICA'S TOP 10 PROSPECTS

## TWINS TOP 10 PROSPECTS FROM 2003-2018

## 2003

1. Joe Mauer, C
2. Justin Morneau, IF
3. Michael Cuddyer, OF
4. Michael Restovich, OF
5. Denard Span, OF
6. Scott Tyler, RHP
7. J.D. Durbin, RHP
8. Jason Kubel, OF
9. Lew Ford, OF
10. Adam Johnson, RHP

## 2007

1. Matt Garza, RHP
2. Glen Perkins, LHP
3. Kevin Slowey, RHP
4. Chris Parmelee, OF
5. Anthony Swarzak, RHP
6. Pat Neshek, RHP
7. Alexi Casilla, IF
8. Joe Benson, OF
9. Paul Kelly, IF
10. J.D. Durbin, RHP

## 2011

1. Kyle Gibson, RHP
2. Aaron Hicks, OF
3. Miguel Sano, IF
4. Joe Benson, OF
5. Ben Revere, OF
6. Liam Hendriks, RHP
7. Alex Wimmers, RHP
8. Adrian Salcedo, RHP
9. Oswaldo Arcia, OF
10. Carlos Gutierrez, RHP

## 2015

1. Byron Buxton, OF
2. Miguel Sano, IF
3. Jose Berrios, RHP
4. Kohl Stewart, RHP
5. Alex Meyer, RHP
6. Nick Gordon, IF
7. Nick Burdi, RHP
8. Jorge Polanco, IF
9. Trevor May, RHP
10. Eddie Rosario, OF

## 2004

1. Joe Mauer, C
2. Justin Morneau, IF
3. Matt Moses, IF
4. J.D. Durbin, RHP
5. Jesse Crain, RHP
6. Jason Bartlett, SS
7. Denard Span, OF
8. Jason Kubel, OF
9. Grant Balfour, RHP
10. Michael Restovich, OF

## 2008

1. Nick Blackburn, RHP
2. Ben Revere, OF
3. Wilson Ramos, C
4. Tyler Robertson, LHP
5. Anthony Swarzak, RHP
6. Ben Revere, OF
7. Jason Pridie, OF
8. Brian Duensing, LHP
9. Jeff Manship, RHP
10. Trevor Plouffe, IF

## 2012

1. Miguel Sano, IF
2. Joe Benson, OF
3. Eddie Rosario, 2B/OF
4. Aaron Hicks, OF
5. Oswaldo Arcia, OF
6. Levi Michael, IF
7. Liam Hendriks, RHP
8. Kyle Gibson, RHP
9. Chris Parmelee, 1B/OF
10. Brian Dozier, IF

## 2016

1. Byron Buxton, OF
2. Jose Berrios, RHP
3. Max Kepler, OF/1B
4. Nick Gordon, IF
5. Tyler Jay, LHP
6. Jorge Polanco, IF
7. Byung Ho Park, 1B/DH
8. Kohl Stewart, RHP
9. Stephen Gonsalves, LHP
10. Nick Burdi, RHP

## 2005

1. Joe Mauer, C
2. Jason Kubel, OF
3. Jesse Crain, RHP
4. J.D. Durbin, RHP
5. Francisco Liriano, LHP
6. Kyle Waldrop, RHP
7. Anthony Swarzak, RHP
8. Matt Moses, IF
9. Jason Bartlett, SS
10. Scott Baker, RHP

## 2009

1. Aaron Hicks, OF
2. Ben Revere, OF
3. Wilson Ramos, C
4. Jose Mijares, LHP
5. Danny Valencia, IF
6. Anthony Swarzak, RHP
7. Shooter Hunt, RHP
8. Kevin Mulvey, RHP
9. Carlos Gutierrez, RHP
10. Angel Morales, OF

## 2013

1. Miguel Sano, IF
2. Byron Buxton, OF
3. Oswaldo Arcia, OF
4. Kyle Gibson, RHP
5. Aaron Hicks, OF
6. Jose Berrios, RHP
7. Eddie Rosario, 2B/OF
8. Max Kepler, OF
9. Danny Santana, IF
10. Luke Bard, RHP

## 2017

1. Nick Gordon, IF
2. Stephen Gonsalves, LHP
3. Alex Kirilloff, OF/1B
4. Fernando Romero, RHP
5. Tyler Jay, LHP
6. Adalberto Mejia, LHP
7. Kohl Stewart, RHP
8. Felix Jorge, RHP
9. Daniel Palka, OF
10. Travis Blankenhorn, 3B/2B

## 2006

1. Francisco Liriano, LHP
2. Jason Kubel, OF
3. Matt Moses, IF
4. Glen Perkins, LHP
5. Anthony Swarzak, RHP
6. Denard Span, OF
7. Matt Garza, RHP
8. Jay Rainville, RHP
9. Trevor Plouffe, IF
10. Kyle Waldrop, RHP

## 2010

1. Aaron Hicks, OF
2. Wilson Ramos, C
3. Kyle Gibson, RHP
4. Miguel Sano, IF
5. Ben Revere, OF
6. Danny Valencia, IF
7. Carlos Gutierrez, RHP
8. Angel Morales, OF
9. David Bromberg, RHP
10. Max Kepler, OF

## 2014

1. Byron Buxton, OF
2. Miguel Sano, IF
3. Alex Meyer, RHP
4. Kohl Stewart, RHP
5. Jose Berrios, RHP
6. Eddie Rosario, IF
7. Lewis Thorpe, LHP
8. Trevor May, RHP
9. Danny Santana, IF
10. Jorge Polanco, IF

## 2018

1. Royce Lewis, IF
2. Wander Javier, SS
3. Alex Kirilloff, OF/1B
4. Stephen Gonsalves, LHP
5. Brusdar Graterol, RHP
6. Fernando Romero, RHP
7. Brent Rooker, OF
8. Nick Gordon, IF
9. Blayne Enlow, RHP
10. Tyler Jay, LHP

**BOLD** indicates played at major league level





# 71 LEWIS THORPE

**NON-ROSTER  
INVITE**

**LEFT-HANDED PITCHER**

H/W: 6-1/218      B/T: R/L  
Opening Day Age: 22  
Born: 11/23/1995 in Melbourne, AUS  
Resides: Melbourne, AUS

Acquired: Signed as minor league free agent, 7/12/12  
M.L. Service: None  
Options Used: 0 of 3  
Contract Status: Signed thru 2018

**PERSONAL:** Lewis James Thorpe...Twitter: @LewisT18...signed as 16-year-old out of Melbourne, Australia.

**2017:**

- Began season on 7-day disabled list at Single-A Cedar Rapids recovering from "Tommy John" surgery on left elbow; reinstated May 18 and transferred to Single-A Ft. Myers where he began season.
- Promoted to Double-A Chattanooga August 18 to make one start for Lookouts, earning the win August 20 at Tennessee and transferred back to Ft. Myers.
- Posted ERA's per month of 1.38 in May, 1.98 in June, 4.44 in July and 1.88 in August.
- Held right-handed hitters to a .218 batting average for the Miracle and left-handers to a .241 average.
- Led Miracle in strikeouts (84) and ranked fourth in starts (15).

**2016:** Missed second consecutive season recovering from "Tommy John" surgery on left elbow he had in spring of 2015.

**2015:** Missed entire season recovering from "Tommy John" surgery in April...ranked 13th best prospect in the Twins system by *Baseball America* following the season.

**2014:** Spent entire season with Single-A Cedar Rapids...led Kernels starting staff in strikeouts-per-9.0 innings (10.11)...ranked 11th best prospect in the Twins system by *Baseball America* and 91st best by *Baseball Prospectus* entering 2015.

**2013:** Spent first professional season with GCL Twins...led GCL in strikeouts (64)...pitched for Melbourne in the Australian Baseball League following the season...ranked seventh best prospect in the Gulf Coast League and seventh best prospect in the Twins organization by *Baseball America*... named eighth best prospect in Twins system by both *MLB.com* and *Baseball Prospectus*.

**PROFESSIONAL:** Signed as an undrafted free agent July 12, 2012; signed by Twins scout Howard Norsetter.

**THORPE'S PITCHING RECORD**

YEAR	CLUB	W-L	ERA	G	GS	CG	SH	SV	IP	H	R	ER	HR	HB	BB	SO	WP	K/9	BAA
2013	GCL Twins	4-1	2.05	12	8	0	0	0	44.0	32	13	10	2	2	6	64	3	13.1	.203
2014	Cedar Rapids	3-2	3.52	16	16	0	0	0	71.2	62	37	28	7	5	36	80	8	10.0	.232
2015		DID NOT PLAY - INJURED																	
2016		DID NOT PLAY - INJURED																	
2017	Chattanooga	1-0	6.00	1	1	0	0	0	6.0	5	4	4	2	0	2	7	0	10.5	.217
	Ft. Myers	3-4	2.69	16	15	0	0	0	77.0	62	27	23	3	2	31	84	12	9.8	.225
<b>Minor League Totals</b>		<b>11-7</b>	<b>2.94</b>	<b>45</b>	<b>40</b>	<b>0</b>	<b>0</b>	<b>0</b>	<b>198.2</b>	<b>161</b>	<b>81</b>	<b>65</b>	<b>14</b>	<b>9</b>	<b>75</b>	<b>235</b>	<b>23</b>	<b>10.6</b>	<b>.223</b>

**MLB.COM'S TWINS TOP 30 PROSPECTS FOR 2018**

**PLAYERS 1-10**

1. Royce Lewis, IF
2. Nick Gordon, IF
3. Stephen Gonsalves, LHP
4. Fernando Romero, RHP
5. Wander Javier, IF
6. Alex Kirilloff, OF/1B
7. Felix Jorge, RHP
8. Tyler Jay, LHP
9. Kohl Stewart, RHP
10. Lewin Diaz, IF

**PLAYERS 11-20**

11. Travis Blankenhorn, IF
12. Brusdar Graterol, RHP
13. Blayne Enlow, RHP
14. Brent Rooker, OF
15. Lewis Thorpe, LHP
16. Zack Littell, RHP
17. LaMonte Wade, OF
18. Tyler Watson, LHP
19. John Curtiss, RHP
20. J.T. Chargois, RHP

**PLAYERS 21-30**

21. Ben Rortvedt, C
22. Jacob Pearson, OF
23. Mitch Garver, C
24. David Banuelos, C
25. Jake Reed, RHP
26. Zack Granite, OF
27. Jermaine Palacios, IF
28. Landon Leach, RHP
29. Andrew Bechtold, IF
30. Lachlan Wells, LHP





# 30 KENNYS VARGAS



**FIRST BASEMAN/DH**

H/W: 6-5/275      B/T: S/R  
Opening Day Age: 27  
Born: 8/1/1990 in Canovanas, PR  
Resides: Morovis, PR

Acquired: Signed as undrafted free agent, 2/25/09  
ML Service: 2 years, 10 days  
Options Used: 4 of 4  
Contract Status: Signed thru 2018

**PERSONAL:** Kennys Vargas (pronounced KEN-ees)...Twitter: @kennys\_vargas...goes by either Kennys or Kenny...wife, Marta...daughter, Kamila (7/8/14)...attended Luis Hernaiz Verone (PR) High School in Calle Autonoma, Canovanas, Puerto Rico, the sixth player from that school to play professionally...changed number from 19 to 30 in February of 2018 upon the acquisition of right-handed pitcher Anibal Sanchez.

**CAREER HIGHLIGHTS:** Named AL Player of the Week July 10, 2016...homered from both sides of plate August 11, 2016, the fourth player in club history to do so at the time (Chili Davis, Roy Smalley and Ryan Doumit; Jorge Polanco became fifth in 2017)...named Eastern League Midseason All-Star in 2014...selected to SiriusXM Futures Game at Target Field in 2014...2014 Sherry Robertson Award winner for Twins minor league Player of the Year...led Florida State League in RBI (93) in 2013...ranked 20th-best prospect in Twins system by *Baseball America* entering 2014.

### 2017:

- Played for Puerto Rico in the World Baseball Classic, hitting .222 (2-for-9) with one home run and two RBI.
- Optioned from Twins spring training to Triple-A Rochester April 2.
- Had five different stints with the Twins.
- Hit pinch-hit, two-run home run in ninth inning May 19 vs. Kansas City to tie the game 3-3; Twins would win 4-3 in 10 innings.
- Tied career high with four hits June 13 vs. Seattle.
- Hit two home runs for Triple-A Red Wings July 26 at Indianapolis.
- Homered five times in first 17 games for Twins.
- Hit .278 (49-for-176) as left-handed hitter and .185 (12-for-65) as right-handed hitter.
- Hit 11 home runs despite playing in just 78 games for Twins.
- Hit .253 (106-for-419) with 21 doubles, 20 home runs and 69 RBI in 129 games between Rochester and Minnesota.
- Set career-highs in games (78), runs (33), hits (61), doubles (13), home runs (11) and RBI (41).

**2016:** Optioned from Twins spring training March 18 and began season at Triple-A Rochester...named Twins minor league Player of the Week May 21, hitting .440 (11-for-25) with two doubles, four home runs, 10 RBI and six runs scored for the Red Wings...hit third career minor league grand slam June 3 at Louisville...hit another grand slam June 15 vs. Columbus...recalled from Rochester July 4 (Trevor Plouffe - disabled list)...hit first career pinch-hit homer July 7 at Texas...named AL Player of the Week July 10, hitting .471 (8-for-17) with five doubles, three home runs, four RBI and six walks in six games; led the AL in slugging percentage (1.294) and on-base percentage (.609)...recorded first career two-homer game, homers coming from both sides of the plate August 11 vs. Houston; first was left-handed off Doug Fister and second was right-handed off Tony Sipp; became fourth player in club history to do so, joining Roy Smalley (1986), Chili Davis (1992) and Ryan Doumit (2012)...optioned back to Rochester August 20...played in 14 games for the Red Wings and was recalled again September 6...set single-season career-high with 10th home run September 29 at Kansas City...hit .378 (17-for-45) as right-handed batter and .168 (18-for-107) as left-handed batter with Twins...combined to hit .232 (112-for-482) with 27 doubles, 25 home runs and 78 RBI in 143 games between Rochester and Minnesota.

**2015:** Made Twins Opening Day roster for first time in career and was Opening Day designated hitter, batting fifth April 6 at Detroit...hit .248 (26-for-105) with three doubles, three home runs and 10 RBI for the Twins before being optioned to Triple-A Rochester May 19...recalled from Rochester June 8...hit first career walk-off home run June 18 vs. St. Louis, hitting a solo shot in the bottom of the ninth inning, giving the Twins a 2-1 victory...recorded career-high four hits, including a home run and season-high four RBI June 22 vs. Chicago-AL...appeared in 18 games for the Twins and was optioned to Double-A Chattanooga July 1...named Southern League Player of the Week August 10, hitting .435 (10-for-23) with one double, two triples, three home runs, 10 RBI, seven walks and a .548 on-base percentage in seven games...promoted to Rochester August 11...named Twins minor league Player of the Week August 16, hitting .391 (9-for-23) with two doubles, one home run, eight RBI, nine walks and a .563 on-base percentage in eight games...recalled by Minnesota September 1 as part of September additions...named first baseman on MiLB.com Twins organizational All-Star team...named MVP of Puerto Rican Winter League, playing for Mayaguez.

**2014:** Was optioned to Double-A New Britain from Twins spring training March 9...named Twins minor league Player of the Week May 4 after hitting .476 (10-for-21) with two doubles, three home runs, seven RBI and five walks in seven games...named Eastern League Midseason All-Star...participated in the SiriusXM Futures Game at Target Field July 13 for the World Team; batted fourth and played first base, going 1-for-4 with a double...hit .281 (100-for-356) with 17 doubles, 17 home runs and 63 RBI in 97 games for the Rock Cats and was recalled July 31 when the Twins

### CAREER HIGHS

Hits: 4, 2x, last 6/13/17 vs. SEA  
RBI: 5, 2x, last 5/3/17 vs. OAK  
HR: 2, 8/11/16 vs. HOU  
GS: - -  
SB: - -  
Hit-Strike: 8, 8/29-9/5/14

### WALK-OFF HITS

6/18/15 vs. STL (HR)

### MULTI-HR GAMES

8/11/16 vs. HOU (both sides)





traded outfielder Sam Fuld to Oakland...made major league debut August 1 at Chicago-AL, batting first base and playing first base; recorded first career hit with two-RBI double off Chris Sale...hit first career home run August 5 vs. San Diego, a three-run shot off Jesse Hahn...recorded multiple-RBI five times in first 15 games (through August 17), making him the first player in club history to do so...set season-high with five RBI August 23 vs. Detroit (Game 1)...through games of August 23, had 22 RBI in 21 games, the first rookie to have as many in such few games since Albert Pujols also had 22 in 2001...hit .309 (38-for-123) with seven doubles, four home runs, 24 RBI, 17 runs scored, 11 multi-hit games, hitting safely in 24 of 29 games in August...the 24 RBI were tied with Trevor Plouffe for third most in the AL and tied for fifth most in baseball...38 hits were tied for third most in the AL...among rookies in baseball during August, he ranked first in RBI, tied for second in hits, tied for third in runs, and sixth in batting average...among Twins all-time rookies, the 24 RBI tied him with Gary Gaetti (July 1982) for second most all-time for any month (record held by Jimmie Hall, 27 in August of 1963)...recorded 38 hits in August, paired with Danny Santana's 41, totaling 79, the second most in Twins history for two rookies in one month, trailing only Bernie Allen (44) and Rich Rollins (40), who combined for 84 in August of 1962...set season-high with eight-game hitting streak August 29-September 5, hitting .314 (11-for-35) with eight RBI during the streak...through games of September 3, he had 43 hits and 31 RBI in just 32 major league games; according to Elias, prior to Vargas, the most recent players who registered at least 40 hits and 30-or-more RBI in so few games into their careers were Albert Pujols (40/30 in his 29th game) and Joe DiMaggio (52/32 in 28th game)...recorded 38 RBI from August 1 through end of season, tied for fourth most in the AL since that date through the end of the season and tied for seventh most in baseball...led all rookies in baseball post-All-Star break in RBI (38), tied for sixth in hits (59), and tied for seventh in doubles (10)...had a 5.66 AB-per-RBI ratio, the second highest in Twins history for a rookie (min. 150 at-bats), trailing Brian Buscher (4.64 in 2008)...given the Sherry Robertson Award for Twins minor league Player of the Year.

**2013:** Spent season with Single-A Ft. Myers...named Florida State League Mid- and Postseason All-Star...recorded second career two-homer game and career-high six RBI July 27 vs. Clearwater...recorded 93 RBI, the most in the Florida State League and seventh most among all Single-A players...93 RBI marked the most for a Miracle player since Erik Lis had 97 in 2007...tied for second in the FSL in home runs (19)...hit .282 (42-for-149) with nine doubles and five home runs from the right side and .260 (80-for-308) with 24 doubles and 14 home runs from the left side...added to Twins 40-man roster November 20...ranked 20th best prospect in Twins system by *Baseball America* entering 2014.

**2012:** Spent season with Single-A Beloit...missed the Snappers first 29 games, serving part of a 50-game MLB drug suspension from August 11, 2011...named Twins minor league Player of the Week August 24, hitting .429 (12-for-28) with one double, one home run, five RBI and four runs scored in seven games...hit .296 (8-for-27) with no home runs and five RBI from the right side and .323 (41-for-127) with 11 home runs and 31 RBI from the left side.

**2011:** Spent entire season with Rookie Elizabethton...homered in first two games June 21 and 22 vs. Bluefield...hit safely in season-high 10 straight games July 1-14, hitting .432 (16-for-37) with 15 RBI and a .488 on-base percentage in that span...suspended for 50 games August 11 for violating MLB's drug policy...hit .349 (15-for-43) with three extra-base hits from the right side and .313 (41-for-131) with 14 extra-base hits from the left side.

**2010:** Spent entire season in Gulf Coast League...named GCL Postseason All-Star...led team in batting average (.324), RBI (26), doubles (15) and slugging percentage (.507), second in games (39), and third in at-bats (142)...finished second in Gulf Coast League in doubles.

**2009:** Spent first professional season with GCL Twins...hit first professional grand slam and home run in second career game June 28 at GCL Rays...hit .333 (6-for-18) with two homers from the right side and .242 (22-for-91) with one home run from the left side.

**PROFESSIONAL:** Signed by Twins as undrafted free agent February 25, 2009; signed by scout Hector Otero.

### VARGAS' PLAYING RECORD

YEAR	CLUB	AVG	G	AB	R	H	2B	3B	HR	RBI	SH	SF	HB	BB	SO	SB	CS	OBP	OPS
2009	GCL Twins	.257	35	109	12	28	7	0	3	18	0	1	3	17	34	2	0	.369	.773
2010	GCL Twins	.324	39	142	24	46	15	1	3	26	0	2	3	13	40	1	0	.388	.895
2011	Elizabethton	.322	44	174	27	56	11	0	6	33	0	1	1	15	50	0	0	.377	.865
2012	Beloit	.318	41	154	22	49	10	1	11	36	0	3	1	28	41	0	0	.419	1.030
2013	Ft. Myers	.267	125	457	68	122	33	1	19	93	0	6	7	50	105	0	0	.344	.813
2014	New Britain	.281	97	356	50	100	17	0	17	63	0	3	3	43	68	0	2	.360	.832
	<b>MINNESOTA</b>	<b>.274</b>	<b>53</b>	<b>215</b>	<b>26</b>	<b>59</b>	<b>10</b>	<b>1</b>	<b>9</b>	<b>38</b>	<b>0</b>	<b>4</b>	<b>3</b>	<b>12</b>	<b>63</b>	<b>0</b>	<b>0</b>	<b>.316</b>	<b>.772</b>
2015	Chattanooga	.287	35	122	20	35	3	2	7	24	0	1	2	26	32	0	0	.417	.934
	Rochester	.279	38	122	20	34	6	0	6	22	0	1	2	26	39	0	0	.411	.886
	<b>MINNESOTA</b>	<b>.240</b>	<b>58</b>	<b>175</b>	<b>18</b>	<b>42</b>	<b>4</b>	<b>0</b>	<b>5</b>	<b>17</b>	<b>0</b>	<b>0</b>	<b>0</b>	<b>9</b>	<b>54</b>	<b>0</b>	<b>0</b>	<b>.277</b>	<b>.626</b>
2016	Rochester	.233	96	330	41	77	16	1	15	58	0	4	2	66	89	1	0	.361	.785
	<b>MINNESOTA</b>	<b>.230</b>	<b>47</b>	<b>152</b>	<b>27</b>	<b>35</b>	<b>11</b>	<b>0</b>	<b>10</b>	<b>20</b>	<b>0</b>	<b>1</b>	<b>0</b>	<b>24</b>	<b>57</b>	<b>0</b>	<b>0</b>	<b>.333</b>	<b>.833</b>
2017	Rochester	.253	51	178	26	45	8	1	9	28	0	2	0	31	53	0	0	.360	.821
	<b>MINNESOTA</b>	<b>.253</b>	<b>78</b>	<b>241</b>	<b>33</b>	<b>61</b>	<b>13</b>	<b>0</b>	<b>11</b>	<b>41</b>	<b>0</b>	<b>1</b>	<b>2</b>	<b>20</b>	<b>77</b>	<b>0</b>	<b>0</b>	<b>.314</b>	<b>.758</b>
	<b>Minor League Totals</b>	<b>.276</b>	<b>601</b>	<b>2144</b>	<b>310</b>	<b>592</b>	<b>126</b>	<b>7</b>	<b>96</b>	<b>401</b>	<b>0</b>	<b>24</b>	<b>24</b>	<b>315</b>	<b>551</b>	<b>4</b>	<b>2</b>	<b>.371</b>	<b>.847</b>
	<b>Major League Totals</b>	<b>.252</b>	<b>236</b>	<b>783</b>	<b>104</b>	<b>197</b>	<b>38</b>	<b>1</b>	<b>35</b>	<b>116</b>	<b>0</b>	<b>6</b>	<b>5</b>	<b>65</b>	<b>251</b>	<b>0</b>	<b>0</b>	<b>.311</b>	<b>.748</b>

### VARGAS' CAREER FIELDING RECORD

POSITION	PCT	G	PO	A	E	TC	DP	PB
First Base	.992	215	700	51	6	757	73	—

### VARGAS' WORLD BASEBALL CLASSIC RECORD

YEAR	CLUB	AVG	G	AB	R	H	2B	3B	HR	RBI	SH	SF	HBP	BB	SO	SB	CS	OBP	OPS
2017	Puerto Rico	.222	3	9	3	2	0	0	1	2	0	0	1	2	4	0	0	.417	.972





# 73 LAMONTE WADE

NON-ROSTER  
INVITE



**OUTFIELDER**

**H/W:** 6-1/205      **B/T:** L/L  
**Opening Day Age:** 24  
**Born:** 1/1/1994 in Baltimore, MD  
**Resides:** Dwings Mill, MD

**Acquired:** 9th RD, 2015 MLB Draft  
**M.L. Service:** None  
**Options Used:** 0 of 3  
**Contract Status:** Signed thru 2018

**PERSONAL:** LaMonte Aaron Wade (pronounced lah-MONT)...Twitter: @WadesWorld6...attended St. Paul High School in Brooklandville, MD where he was a four-year letter-winner in baseball and basketball and was named to the 2012 Preseason Under Armour All-American Team and the 2012 Baltimore Sun All-Metro First-Team...attended the University of Maryland...made the transfer from first base to centerfield as a junior in 2015... finished second on the team with a .335 (53-for-158) batting average while his .453 on-base percentage led all Terrapins...stole seven bases, walked 30 times compared to striking out 20 and made just one error in the field...in the 2015 NCAA Tournament, was named the LA Regional Most Outstanding Player after hitting .400 (6-for-15) with two home runs in four games.

**2017:**

- Spent entire season with Double-A Chattanooga.
- Named Twins minor league Player of the Week May 13, hitting .440 (11-for-25) with two doubles, one home run, five RBI and nine walks in eight games for the Lookouts.
- Named Southern League Midseason All-Star.
- Placed on 7-day disabled list with right thumb sprain; reinstated August 11.
- Hit .313 (31-for-99) against left-handed pitching and .286 (93-for-325) against right-handed pitching.
- Played for Surprise in the Arizona Fall League, hitting .238 (15-for-63) with three doubles, one triple, two home runs, eight RBI and a .351 on-base percentage in 19 games.
- Ranked as having the best strike-zone discipline in Twins system by *Baseball America*, entering 2018.

**2016:** Split season between Single-A Cedar Rapids and Single-A Ft. Myers, combining to hit .293 (93-for-317) with eight home runs and 51 RBI in 88 games between two levels...named Midwest League Midseason All-Star after leading the league with a .439 on-base percentage...participated in the Midwest League All-Star Game Home Run Derby...transferred to Ft. Myers June 22 but was inactive until July 1...placed on disabled list August 9 through remainder of season with bruised left hand...named Twins Organizational All-Star by MiLB.com...named 26th-best prospect in Twins organization following the 2016 season by MLB.com...rated as the best athlete in Twins organization by *Baseball America* following the season.

**2015:** Began first professional season with Rookie-Elizabethton...named Appalachian League Player of the Week August 10...transferred to Single-A Cedar Rapids September 2 and finished the season playing four games with the Kernels...named to Appy League Postseason All-Star team... finished the season with the third most games (64) and third highest on-base percentage (.428) in the Appy League, as well as fourth most RBI (44) and hits (72) and the ninth highest batting average (.312).

**PROFESSIONAL:** Drafted by Minnesota in ninth round of 2015 First-Year Player Draft; John Wilson.

**WADE'S PLAYING RECORD**

YEAR	CLUB	AVG	G	AB	R	H	2B	3B	HR	RBI	SH	SF	HB	BB	SO	SB	CS	OBP	OPS
2015	Elizabethton	.312	64	231	36	72	8	5	9	44	1	3	3	46	34	12	1	.428	.934
	Cedar Rapids	.143	4	14	1	2	0	0	0	0	1	0	1	1	2	0	0	.250	.393
2016	Cedar Rapids	.280	56	207	32	58	6	3	4	27	0	5	5	44	27	5	3	.410	.806
	Ft. Myers	.318	32	110	17	35	8	1	4	24	0	3	4	10	17	1	1	.386	.904
2017	Chattanooga	.292	117	424	74	124	22	3	7	67	3	11	5	76	71	9	2	.397	.805
<b>Minor League Totals</b>		<b>.295</b>	<b>273</b>	<b>986</b>	<b>160</b>	<b>291</b>	<b>44</b>	<b>12</b>	<b>24</b>	<b>163</b>	<b>4</b>	<b>22</b>	<b>18</b>	<b>177</b>	<b>151</b>	<b>27</b>	<b>7</b>	<b>.404</b>	<b>.841</b>

**TWINS LONGEST GAMES BY TIME**

**9-INNING GAME**

- 4:19 - July 23, 2017 vs. Detroit
- 4:11 - July 23, 2016 at Boston
- 4:10 - August 24, 2014 vs. Detroit
- 4:05 - July 25, 1987 at Toronto
- 4:01 - August 3, 2014 at Chicago-AL
- 4:00 - April 22, 2017 vs. Detroit
- 4:00 - May 26, 1993 at Oakland
- 4:00 - June 4, 1992 at Texas
- 3:59 - August 22, 2014 vs. Detroit
- 3:59 - July 9, 2008 at Boston
- 3:59 - October 1, 2000 at Detroit

**EXTRA-INNING GAME**

- 6:26 - May 28, 2017 vs. Tampa Bay (15 innings)
- 5:56 - April 24, 2016 at Washington (16 innings)
- 5:47 - May 12, 1972 vs. Milwaukee (22 innings)
- 5:45 - May 17, 2002 at New York-AL (14 innings)
- 5:40 - August 9, 1967 vs. Washington (20 innings)
- 5:17 - September 6, 1969 at Oakland (18 innings)
- 5:11 - May 1, 2014 (2) vs. Los Angeles-AL (12 innings)
- 5:09 - August 16, 2005 at Chicago-AL (16 innings)
- 5:07 - July 3, 2009 vs. Detroit (16 innings)
- 4:57 - August 8, 2004 vs. Oakland (18 innings)
- 4:54 - May 15, 2003 vs. Kansas City (14 innings)





# 46 BOBBY WILSON

NON-ROSTER  
INVITE



CATCHER

H/W: 6-0/226      B/T: R/R  
Opening Day Age: 34  
Born: 4/8/83 in Dunedin, FL  
Resides: Largo, FL

Acquired: Signed as minor league free agent, 11/25/17  
M.L. Service: 5.057  
Options Used: 3 of 3  
Contract Status: Signed thru 2018

**PERSONAL:** Robert Louis Wilson...wife Lori...two children, Blake and Jace...graduated from Seminole (FL) High School with former first-round pick Casey Kotchman in 2001...the 2001 Seminole High team was rated no. 1 in the nation, winning the Florida 5A State Championship by going 31-0...that squad saw six players drafted off its roster, including Wilson in the 26th round by the Giants...played a year at St. Petersburg (FL) College.

### 2017:

- Was an invite to Los-Angeles-NL spring training and reported to Triple-A Oklahoma City.
- Placed on 7-day disabled list July 10 with a left wrist sprain; reinstated July 27.
- Went 5-for-5 with a home run, four RBI and four runs scored August 21 vs. Colorado Springs.
- Hit .245 (47-for-192) with nine home runs and 40 RBI against right-handed pitching and .235 (12-for-51) against left-handed pitching.
- Led OKC Dodgers in games caught (72).

**2016:** Began season in Texas' organization and traded to Detroit March 29, returned back to Texas May 3, then designated by Texas and claimed by Tampa Bay in early August...combined to hit .237 (54-for-228) with six doubles, seven home runs and 33 RBI in 75 games between Detroit (5 games), Texas (42 games) and Tampa Bay (28 games)...appeared in just one minor league game on the season, coming with Triple-A Toledo (Detroit).

**2015:** Began season with hometown team Tampa Bay...designated for assignment June 12, and outrighted to Triple-A Durham June 14...rejoined Tampa Bay July 29 and had appeared in one game after his return before being placed on waivers...claimed by Texas July 31 and was part of the Rangers catching tandem with Chris Gimenez the majority of the final two months...combined to hit .189 (25-for-132) with one home run and 14 RBI in 56 total games between Tampa Bay and Texas...was not on Rangers postseason roster for ALDS vs. Toronto, but was with the club for the entire series.

**2014:** Spent season with Triple-A Reno (Arizona) but appeared in just two games for the Diamondbacks, his first major league action since 2012...all 74 of his starts for the Aces came at catcher...caught 54.1 percentage (33 of 61) of attempted base stealers, best of any Triple-A catcher.

**2013:** Spent season with Triple-A Scranton/Wilkes-Barre (New York-AL), hitting .208 (45-for-216) with seven home runs and 38 RBI in 66 games.

**2012:** Spent final season with Angels, ranked second on club with 58 starts at catcher (Chris Iannetta, 71)...in 75 games, threw out 25% (15-of-60) of potential base stealers, the seventh-best mark in the AL.

**2011:** Spent entire season with Angels and played in 57 games (37 starts)...caught Ervin Santana's no-hitter July 27 vs. Cleveland and proceeded to catch Santana's final 14 starts...threw out 24.2% (8-of-33) of attempted base stealers and committed just one error in 266 total chances.

**2010:** Spent first full major league season with the Angels and made his first Opening Day roster...suffered sprained left ankle in first career start April 23 vs. New York-AL, colliding at home with Mark Teixeira...placed on disabled list April 24-May 17...hit first career home run June 16 vs. Milwaukee, off Chris Narveson.

**2009:** Spent most of the season with Triple-A Salt Lake (Los Angeles-AL) where he caught Sean O'Sullivan's no-hitter July 28 at Sacramento...earned late September call-up and played four games with Angels.

**2008:** Played majority of season with Triple-A Salt Lake (Los Angeles-AL)...contract selected April 28 and made major league debut vs. Oakland that night...recorded first career hit, singling off Dallas Braden...placed on disabled list twice on season: May 28-June 4 with a left wrist contusion and July 6-August 8 with a fractured right thumb.

**2007:** Combined to hit .281 (88-for-313) in 90 games between Double-A Arkansas and Triple-A Salt Lake (Los Angeles-AL)...named Texas League Midseason All-Star.

**2006:** Played full season with Double-A Arkansas (Los Angeles-AL)...appeared in 16 games with Scottsdale in the Arizona Fall League, hitting .286 (16-for-56) with five doubles, two home runs and eight RBI with Scottsdale and was named to the AFL Top Prospects Team.

**2005:** Spent season with Single-A Rancho Cucamonga (Los Angeles-AL), hitting career-high 14 home runs.

**2004:** Spent full season with Single-A Cedar Rapids (Los Angeles-AL)...placed on disabled list August 28-September 30 with a fractured right thumb.

**2003:** Made professional debut with Rookie-Level Provo (Los Angeles-AL)...named to the Pioneer League postseason All-Star Team, leading league in RBI (62).

**PROFESSIONAL:** Originally drafted by San Francisco in the 26th round of 2001 First-Year Player Draft but did not sign...drafted by Anaheim in 48th round of 2002 First-Year Player Draft...signed by scout Tom Kotchman (Angels).

### CAREER HIGHS

Hits: 4, 5/25/16 vs. LAA

RBI: 5, 8/14/10 vs. TOR

HR: 2, 8/14/10 vs. TOR

GS: 2, last 5/14/16

SB: - -

Hit-Strike: 6, 8/19-30/11

### WALK-OFF HITS

None

### MULTI-HR GAMES

8/14/10 vs. TOR





### WILSON'S PLAYING RECORD

YEAR	CLUB	AVG	G	AB	R	H	2B	3B	HR	RBI	SH	SF	HB	BB	SO	SB	CS	OBP	OPS
2003	Provo	.284	57	236	36	67	12	0	6	62	0	4	0	18	31	0	0	.329	.740
2004	Cedar Rapids	.268	105	396	45	106	23	0	8	64	1	9	5	30	55	5	2	.320	.706
2005	Rancho Cucamonga	.290	115	466	66	135	32	1	14	77	0	3	2	30	61	2	1	.333	.786
2006	Arkansas	.286	103	374	45	107	26	0	9	53	4	2	5	33	47	1	6	.350	.778
2007	Arkansas	.271	50	181	24	49	9	0	6	27	0	1	0	22	26	5	3	.348	.768
	Salt Lake	.295	40	132	15	39	13	1	3	22	1	0	0	8	18	1	0	.336	.813
2008	Salt Lake	.312	72	260	33	81	20	0	4	45	3	2	4	29	45	0	0	.386	.821
	LOS ANGELES-AL	.167	7	6	0	1	0	0	0	1	0	0	0	1	3	0	0	.286	.453
2009	Salt Lake Bees	.271	97	354	38	96	19	1	8	55	4	0	1	22	56	0	0	.316	.714
	LOS ANGELES-AL	.200	12	5	0	1	1	0	0	0	1	0	0	0	1	0	0	.200	.600
2010	Rancho Cucamonga	.333	2	6	0	2	0	0	0	0	0	0	0	2	0	0	0	.333	.666
	Salt Lake Bees	.500	3	6	2	3	0	0	1	3	1	1	0	4	1	0	0	.636	1.636
	LOS ANGELES-AL	.229	40	96	12	22	6	0	4	15	2	0	0	8	23	0	0	.288	.705
2011	LOS ANGELES-AL	.189	57	111	5	21	8	0	1	8	4	2	0	10	16	0	2	.252	.540
2012	Inland Empire	.000	1	2	0	0	0	0	0	0	0	0	0	0	0	0	0	.000	.000
	Salt Lake	.286	2	7	0	2	0	0	0	0	0	0	0	1	0	0	0	.286	.572
	LOS ANGELES-AL	.211	75	171	19	36	5	0	3	13	13	1	1	15	33	0	0	.277	.569
2013	Scranton/WB	.208	66	216	28	45	12	0	7	38	2	2	1	32	38	0	0	.311	.672
2014	Reno	.267	76	270	29	72	11	0	3	38	3	2	1	23	45	0	2	.324	.665
	ARIZONA	.250	2	4	0	1	0	0	0	0	0	0	0	0	0	0	0	.250	.500
2015	Durham	.184	17	49	3	9	1	0	0	0	0	0	0	6	11	0	0	.273	.477
	TAMPA BAY	.145	25	55	3	8	0	0	0	4	0	0	0	4	20	0	0	.203	.348
	TEXAS	.221	31	77	5	17	5	0	1	10	2	1	1	7	19	0	1	.291	.616
2016	Toledo	.333	1	3	1	1	1	0	0	2	0	0	0	1	1	0	0	.500	1.167
	DETROIT	.154	5	13	0	2	0	0	0	2	0	1	0	1	3	0	0	.200	.354
	TEXAS	.250	42	128	11	32	4	0	3	22	4	3	1	5	33	0	0	.277	.629
	TAMPA BAY	.230	28	87	14	20	2	0	4	9	3	0	0	5	28	0	0	.272	.663
2017	Oklahoma City	.243	75	243	34	59	12	0	11	45	1	3	3	25	55	0	0	.318	.746
	Minor League Totals	.273	882	3201	399	873	191	3	80	531	20	29	22	283	493	14	14	.333	.742
	American League Totals	.214	322	749	69	160	31	0	16	84	29	8	3	56	179	0	3	.268	.587
	National League Totals	.250	2	4	0	1	0	0	0	0	0	0	0	0	0	0	0	.250	.500
	Major League Totals	.214	324	753	69	161	31	0	16	84	29	8	3	56	179	0	3	.268	.587

PLAYERS

### WILSON'S CAREER FIELDING RECORD

POSITION	PCT	G	PO	A	E	TC	DP	PB
Catcher	.994	307	1797	116	12	1925	15	12
First Base	1.000	12	26	2	0	28	2	—
Totals	.994	319	1823	118	12	1953	17	12

### PRONUNCIATION GUIDE

EHIRE ADRIANZA ..... AY-ray ah-dree-AHN-zuh  
 ALSTON ..... ALL-stin  
 BERRIOS ..... ba-REE-ohs  
 BUSENITZ ..... BOOZ-nits  
 CHARGOIS ..... shag-wa  
 DOZIER ..... DOE-zhur  
 DUFFEY ..... DUFF-ee  
 DIETRICH ENNS ..... DEE-trick ENS  
 FELIX JORGE ..... FEH-licks HOR-hay  
 KOHN ..... CAAN  
 LAMARRE ..... la-MAHR

LITTELL ..... lah-TELL  
 ADALBERTO MEJIA ..... ah-dawl-BARE-toh meh-HEE-uh  
 ODORIZZI ..... oh-duh-RIZZ-ee  
 PETIT ..... pah-TEET  
 PINEDA ..... pah-NAY-duh  
 ROSARIO ..... row-SAW-ree-oh  
 SANO ..... sah-NO  
 SLEGERS ..... SLEH-gers  
 STASSI ..... STASS-ee  
 KENNYS (VARGAS) ..... KEN-ees  
 LAMONTE (WADE) ..... lah-MONT



# FLY WAY, WAY OUT OF THE PARK.



Official Airline of the Minnesota Twins



KEEP CLIMBING







# YEAR IN REVIEW



# TWINS FINAL STATISTICS – 2017

## BATTING: [5TH IN A.L.]

PLAYER	AVG	G	AB	R	H	2B	3B	HR	RBI	SH	SF	HB	BB	SO	SB	CS	E	OBP
Adrianza,E	.265	70	162	30	43	9	2	2	24	1	6	1	16	25	8	1	3	.324
Berrios,J	.200	3	5	0	1	0	0	0	0	0	0	0	0	2	0	0	1	.200
Buxton,B	.253	140	462	69	117	14	6	16	51	5	2	4	38	150	29	1	5	.314
Castro,J	.242	110	356	49	86	22	0	10	47	1	1	4	45	108	0	0	3	.333
Colon,B	.000	2	4	0	0	0	0	0	0	1	0	0	0	2	0	0	0	.000
Dozier,B	.269	152	617	106	166	30	4	34	93	0	2	8	78	141	16	7	5	.357
Escobar,E	.254	129	457	62	116	16	5	21	73	1	3	5	33	98	5	1	6	.309
Garver,M	.196	23	46	5	9	1	3	0	3	0	0	0	6	15	0	0	2	.288
Gimenez,C	.220	74	186	28	41	9	0	7	16	2	0	4	33	60	1	0	1	.350
Goodrum,N	.059	11	17	1	1	0	0	0	0	0	0	0	1	10	0	0	4	.111
Granite,Z	.237	40	93	14	22	2	0	1	13	1	1	0	12	9	2	2	1	.321
Grossman,R	.246	119	382	62	94	22	1	9	45	2	2	3	67	79	3	1	4	.361
Kepler,M	.243	147	511	67	124	32	2	19	69	1	3	6	47	114	6	1	2	.312
Mauer,J	.305	141	525	69	160	36	1	7	71	0	3	3	66	83	2	1	2	.384
Polanco,J	.256	133	488	60	125	30	3	13	74	7	6	2	41	78	13	5	18	.313
Rosario,E	.290	151	542	79	157	33	2	27	78	4	8	0	35	106	9	8	4	.328
Sano,M	.264	114	424	75	112	15	2	28	77	0	1	4	54	173	0	0	9	.352
Santana,D	.200	13	25	3	5	1	0	1	1	0	0	0	1	8	1	0	1	.231
Santana,E	.200	3	10	3	2	1	0	0	5	0	0	0	0	3	0	0	2	.200
Vargas,K	.253	78	241	33	61	13	0	11	41	1	2	20	77	0	0	0	2	.314
MINNESOTA	.260	162	5557	815	1443	286	31	206	781	26	39	46	593	1342	95	28	78	.334

## PITCHING: [9TH IN A.L.]

PITCHER	W	L	ERA	G	GS	CG	SH	SV	IP	H	R	ER	HR	HB	BB	SO	WP	BK	AVG
Belisle,M	2	2	4.03	62	0	0	0	9	60.1	48	31	27	7	2	22	54	2	1	.218
Berrios,J	14	8	3.89	26	25	0	0	0	145.2	131	71	63	15	13	48	139	7	1	.239
Boshers,B	1	0	4.89	38	0	0	0	0	35.0	37	20	19	7	2	10	28	2	0	.268
Breslow,C	1	1	5.23	30	0	0	0	0	31.0	38	19	18	4	2	12	18	1	0	.306
Busenitz,A	1	1	1.99	28	0	0	0	0	31.2	22	9	7	4	0	9	23	2	0	.206
Colon,B	5	6	5.18	15	15	1	0	0	80.0	100	46	46	17	0	15	47	0	1	.302
Curtiss,J	0	0	8.31	9	0	0	0	0	8.2	9	8	8	2	1	2	10	2	0	.257
Duffey,T	2	3	4.94	56	0	0	0	1	71.0	79	41	39	9	1	18	67	4	0	.275
Enns,D	0	0	6.75	2	1	0	0	0	4.0	7	4	3	2	0	1	2	0	0	.350
Garcia,J	1	0	4.05	1	1	0	0	0	6.2	8	3	3	0	0	3	7	0	0	.308
Gee,D	3	2	3.22	14	3	0	0	1	36.1	37	14	13	4	2	9	31	0	0	.268
Gibson,K	12	10	5.07	29	29	0	0	0	158.0	182	93	89	24	6	60	121	4	0	.292
Gimenez,C	0	0	7.20	6	0	0	0	0	5.0	7	4	4	1	0	0	0	0	0	.318
Haley,J	0	0	6.00	10	0	0	0	1	18.0	22	12	12	3	1	6	14	0	0	.301
Heston,C	0	0	0.00	1	0	0	0	0	1.0	1	0	0	0	0	0	0	0	0	.250
Hildenberger,T	3	3	3.21	37	0	0	0	1	42.0	38	15	15	4	4	6	44	1	0	.241
Hughes,P	4	3	5.87	14	9	0	0	0	53.2	72	38	35	12	1	13	38	0	0	.316
Jorge,F	1	0	10.57	2	2	0	0	0	7.2	14	9	9	4	0	2	4	0	0	.412
Kintzler,B	2	2	2.78	45	0	0	0	28	45.1	41	15	14	3	2	11	27	1	0	.246
Mejia,A	4	7	4.50	21	21	0	0	0	98.0	110	52	49	13	5	44	85	2	2	.281
Melville,T	0	1	13.50	1	1	0	0	0	3.1	4	5	5	1	1	3	4	0	0	.286
Moya,G	0	0	4.26	7	0	0	0	1	6.1	5	3	3	2	0	2	5	0	1	.208
Perkins,G	0	0	9.53	8	0	0	0	0	5.2	8	6	6	0	0	3	5	2	0	.320
Pressly,R	2	3	4.70	57	0	0	0	0	61.1	52	34	32	10	3	19	61	5	0	.229
Rogers,T	7	3	3.07	69	0	0	0	0	55.2	52	20	19	6	3	21	49	1	0	.246
Rosario,E	0	0	30.86	2	0	0	0	0	2.1	7	8	8	1	1	0	2	0	0	.500
Rucinski,D	0	0	10.38	2	0	0	0	0	4.1	10	5	5	2	0	2	5	0	0	.476
Santana,E	16	8	3.28	33	33	5	3	0	211.1	177	85	77	31	8	61	167	12	1	.225
Santiago,H	4	8	5.63	15	14	0	0	0	70.1	70	44	44	15	5	31	51	0	1	.255
Slegers,A	0	1	6.46	4	3	0	0	0	15.1	12	12	11	3	0	6	9	0	0	.211
Tepesch,N	0	1	5.40	1	1	0	0	0	1.2	5	7	1	0	0	2	2	0	0	.455
Tonkin,M	0	1	5.14	16	0	0	0	0	21.0	22	15	12	6	1	12	24	2	0	.265
Turley,N	0	2	11.21	10	3	0	0	0	17.2	30	22	22	5	2	8	13	2	0	.395
Wheeler,J	0	0	9.00	2	0	0	0	0	3.0	6	5	3	1	0	4	0	0	0	.429
Wiik,A	0	1	7.84	3	1	0	0	0	10.1	16	9	9	3	0	8	6	2	0	.356
Wimmers,A	0	0	4.91	6	0	0	0	0	7.1	8	4	4	2	0	8	7	0	0	.267
MINNESOTA	85	77	4.59	162	162	6	11	42	1436.0	1487	788	732	224	69	483	1166	52	8	.266

## DID YOU Know?

...that the Twins' longest 9.0-inning game ever played in terms of time was 4 hours and 19 minutes on July 23, 2017 as the Twins lost to the Tigers at Target Field 9-6.



# TWINS FINAL CLUB STATISTICS — 2017

AMERICAN LEAGUE	HOME		ROAD		TOTALS	
	W	L	W	L	W	L
VS. BALTIMORE	2	2	3	0	5	2
VS. BOSTON	1	2	1	3	2	5
VS. NEW YORK	2	1	0	3	2	4
VS. TAMPA BAY	1	2	1	2	2	4
VS. TORONTO	2	2	2	1	4	3
<b>TOTALS VS. EAST</b>	<b>8</b>	<b>9</b>	<b>7</b>	<b>9</b>	<b>15</b>	<b>18</b>
VS. CLEVELAND	1	9	6	3	7	12
VS. CHICAGO	6	3	6	4	12	7
VS. DETROIT	8	5	7	3	11	8
VS. KANSAS CITY	6	3	5	5	11	8
<b>TOTALS VS. CENTRAL</b>	<b>21</b>	<b>20</b>	<b>24</b>	<b>15</b>	<b>41</b>	<b>35</b>
VS. HOUSTON	0	3	1	2	1	5
VS. LOS ANGELES	2	1	3	1	5	2
VS. OAKLAND	2	1	1	2	3	3
VS. SEATTLE	2	2	1	2	3	4
VS. TEXAS	2	2	2	1	4	3
<b>TOTALS VS. WEST</b>	<b>8</b>	<b>9</b>	<b>8</b>	<b>8</b>	<b>16</b>	<b>17</b>
<b>TOTALS VS. A.L.</b>	<b>37</b>	<b>38</b>	<b>39</b>	<b>32</b>	<b>72</b>	<b>70</b>
VS. ARIZONA	3	0	0	0	3	0
VS. COLORADO	1	2	0	0	1	2
VS. LOS ANGELES	0	0	0	3	0	3
VS. MILWAUKEE	2	0	2	0	4	0
VS. SAN DIEGO	2	0	1	1	3	1
VS. SAN FRANCISCO	0	0	2	1	2	1
<b>TOTALS VS. N.L.</b>	<b>8</b>	<b>2</b>	<b>5</b>	<b>5</b>	<b>13</b>	<b>7</b>
<b>OVERALL TOTALS</b>	<b>41</b>	<b>40</b>	<b>44</b>	<b>37</b>	<b>85</b>	<b>77</b>

DOUBLEHEADERS (HOME)	WON 0	LOST 0	SPLIT 1
DOUBLEHEADERS (ROAD)	WON 0	LOST 0	SPLIT 1

	HOME		ROAD		TOTALS	
	W	L	W	L	W	L
SHUTOUTS	5	1	6	1	11	2
SHO - INDIVIDUAL	0	0	2	0	2	0
EXTRA INNINGS	3	2	0	1	3	3
ONE-RUN DECISIONS	8	7	7	11	15	18
TWO-RUN DECISIONS	10	5	10	4	20	9
VS. LH STARTERS	16	9	10	14	26	23
VS. RH STARTERS	25	31	34	23	59	54
GRASS FIELDS	41	40	41	34	82	74
ARTIFICIAL FIELDS	0	0	3	3	3	3
DAY GAMES	14	20	14	13	28	33
NIGHT GAMES	27	20	30	24	57	44

## ATTENDANCE

HOME	2,051,279 (80 DATES)	25,641 AVG
ROAD	2,223,833 (80 DATES)	27,798 AVG

	MIN	OPP		WON	LOST
DOUBLE PLAYS	142	118	STARTERS	61	57
TRIPLE PLAYS	1	0	RELIEVERS	24	20
LEFT ON BASE	1141	1105	STREAKS	6	4
GRAND SLAM HR	4	4			
HOME RUNS - HOME	110	121			
HOME RUNS - ROAD	96	103			



# TWINS VS. LEFT-HANDERS — 2017

BATTER	AVG	AB	H	2B	3B	HR	RBI	BB	IBB	SO	OBP	SLG
Adrianza	.321	56	18	5	1	1	14	4	1	8	.355	.500
Buxton	.282	131	37	3	2	4	13	17	2	38	.365	.427
Castro	.263	95	25	5	0	3	17	7	0	20	.327	.411
Colon	.000	1	0	0	0	0	0	0	0	1	.000	.000
Dozier	.331	145	48	11	0	11	25	21	3	32	.423	.634
Escobar	.255	161	41	4	0	7	24	14	2	31	.320	.410
Garver	.238	21	5	0	2	0	1	3	0	7	.333	.429
Gimenez	.208	77	16	4	0	3	7	12	0	24	.322	.377
Goodrum	.000	5	0	0	0	0	0	1	0	5	.167	.000
Granite	.353	17	6	0	0	1	6	3	0	2	.450	.529
Grossman	.238	122	29	7	0	1	9	27	0	20	.376	.320
Kepler	.152	125	19	3	1	2	12	7	0	40	.213	.240
Mauer	.308	130	40	9	0	0	19	12	0	22	.377	.377
Polanco	.248	165	41	11	0	4	29	6	0	26	.277	.388
Rosario	.279	172	48	11	1	2	15	5	0	35	.293	.390
Sano	.297	101	30	8	1	7	19	15	2	36	.388	.604
D. Santana	.000	9	0	0	0	0	0	1	0	2	.100	.000
E. Santana	.250	4	1	1	0	0	3	0	0	0	.250	.500
Vargas	.185	65	12	5	0	1	5	10	1	24	.289	.308

PITCHER	AVG	AB	H	HR	HB	BB	SO
Belisle	.162	74	12	3	1	7	21
Berrios	.260	246	64	9	4	34	58
Boshers	.224	58	13	2	1	2	10
Breslow	.200	35	7	0	1	4	5
Busenitz	.225	40	9	1	0	2	11
Colon	.314	156	49	9	0	10	19
Curtiss	.294	17	5	2	0	1	5
Duffey	.243	107	26	6	1	9	26
Enns	.500	4	2	0	0	0	0
Garcia	.000	3	0	0	0	0	1
Gee	.268	56	15	3	1	5	11
Gibson	.301	312	94	9	3	30	56
Gimenez	.222	9	2	1	0	0	0
Haley	.360	25	9	1	0	3	3
Heston	.000	0	0	0	0	0	0
Hildenberg	.233	60	14	1	1	2	11
Hughes	.383	94	36	7	0	7	17
Jorge	.556	9	5	2	0	0	0
Kintzler	.197	76	15	1	0	6	10
Mejia	.275	69	19	4	1	5	18
Melville	.143	7	1	1	0	3	2
Moya	.222	9	2	1	0	0	3
Perkins	.375	8	3	0	1	2	1
Pressly	.281	89	25	4	1	11	22
Rogers	.173	75	13	3	2	6	25
Rosario	.250	4	1	0	1	0	1
Rucinski	.500	8	4	0	0	0	2
Santana	.215	363	78	16	2	21	61
Santiago	.478	46	22	6	2	10	7
Slegers	.194	31	6	2	0	2	6
Iepesch	.500	4	2	0	0	0	0
Jonkin	.333	30	10	3	1	1	9
Turley	.385	13	5	1	2	4	2
Wheeler	.000	1	0	0	0	2	0
Wilk	.467	15	7	2	0	2	1
Wimmers	.308	13	4	2	0	5	3

## EXTRA INNING GAMES [3-3] — 2017

DATE	OPPONENT	W/L	INN	RECORD AFTER	WINNING PITCHER	LOSING PITCHER	SAVE
April 16	Chicago-AL	L, 1-3	10	7-5	Jones	Pressly	Robertson
May 19	Kansas City	W, 4-3	10	21-17	Kintzler	Albuquerque	--
May 28	Tampa Bay	L, 6-8	15	26-20	Colome	Santiago	Ramirez
Jul 30	at Oakland	L, 5-6	12	50-53	Smith	Duffey	--
Sept 14	Toronto	W, 3-2	10	77-69	Gee	Santos	--
Sept 13	San Diego	W, 3-1	10	76-69	Belisle	Maton	--



# TWINS VS. RIGHT-HANDERS — 2017

BATTER	AVG	AB	H	2B	3B	HR	RBI	BB	IBB	SO	OBP	SLG
Adriana	.236	106	25	4	1	1	10	12	0	17	.309	.321
Berrios	.200	5	1	0	0	0	0	0	0	2	.200	.200
Buxton	.242	331	80	11	4	12	38	21	0	112	.293	.408
Castro	.234	261	61	17	0	7	30	38	1	88	.334	.379
Colon	.000	3	0	0	0	0	0	0	0	1	.000	.000
Dozier	.252	472	119	19	4	23	68	57	3	109	.339	.456
Enns	.500	2	1	0	0	0	0	0	0	1	.500	.500
Escobar	.253	296	75	12	5	14	49	19	1	67	.303	.470
Garver	.160	25	4	1	1	0	2	3	0	8	.250	.280
Gimenez	.229	109	25	5	0	4	9	21	0	36	.368	.385
Goodrum	.083	12	1	0	0	0	0	0	0	5	.083	.083
Granite	.211	76	16	2	0	0	7	9	0	7	.291	.237
Grossman	.250	260	65	15	1	8	36	40	0	59	.354	.408
Kepler	.272	386	105	29	1	17	57	40	2	74	.343	.484
Mauer	.304	395	120	27	1	7	52	54	3	61	.386	.430
Polanco	.260	323	84	19	3	9	45	35	1	52	.330	.421
Rosario	.295	370	109	22	1	25	63	30	1	71	.344	.562
Sano	.254	323	82	7	1	21	58	39	3	137	.341	.477
D. Santana	.313	16	5	1	0	1	1	0	0	6	.313	.563
E. Santana	.167	6	1	0	0	0	2	0	0	3	.167	.167
Turley	.000	2	0	0	0	0	0	0	0	0	.000	.000
Vargas	.278	176	49	8	0	10	36	10	0	53	.324	.494

PITCHER	AVG	AB	H	HR	HB	BB	SO
Belisle	.247	146	36	4	1	15	33
Berrios	.222	302	67	6	9	14	81
Boshers	.300	80	24	5	1	8	18
Breslow	.348	89	31	4	1	8	13
Busenitz	.194	67	13	3	0	7	12
Colon	.291	175	51	8	0	5	28
Curtiss	.222	18	4	0	1	1	5
Duffey	.294	180	53	3	0	9	41
Enns	.313	16	5	2	0	1	2
Garcia	.348	23	8	0	0	3	6
Gee	.268	82	22	1	1	4	20
Gibson	.282	312	88	15	3	30	65
Gimenez	.385	13	5	0	0	0	0
Haley	.271	48	13	2	1	3	11
Heston	.250	4	1	0	0	0	0
Hildenberg	.245	98	24	3	3	4	33
Hughes	.269	134	36	5	1	6	21
Jorge	.360	25	9	2	0	2	4
Kintzler	.286	91	26	2	2	5	17
Mejia	.283	322	91	9	4	39	67
Melville	.429	7	3	0	1	0	2
Moya	.200	15	3	1	0	2	2
Perkins	.294	17	5	0	2	3	1
Pressly	.196	138	27	6	2	8	39
Rogers	.287	136	39	3	1	15	24
Rosario	.600	10	6	1	0	0	1
Rucinski	.462	13	6	2	0	2	3
Santana	.234	423	99	15	6	40	106
Santiago	.211	228	48	9	3	21	44
Slegers	.231	26	6	1	0	4	3
Jepesch	.429	7	3	1	0	2	2
Tonkin	.226	53	12	3	0	11	15
Turley	.397	63	25	4	0	4	11
Wheeler	.462	13	6	1	0	2	0
Wilk	.300	30	9	1	0	6	5
Wimmers	.235	17	4	0	0	3	4

## DID YOU *Know?*

...that only once in their 57 seasons have the Twins won three games in a row by the same score. They beat Boston on September 3, 1987, 2-1, and followed with 2-1 victories over Milwaukee the next two days, all three of which took place in the Metrodome. The Twins have twice lost three games in a row by the same score. They were 2-1 games, July 21-23, 1967, at California, and 4-3 decisions, May 2-4, 1988, the first two coming at Milwaukee and the third at Baltimore.



# TWINS DAY-BY-DAY — 2017

Date	Opp.	Score	W/L	Rcd.	Pos.	GA/ GB	Daily Attendance	Total Hm Att.	Date	Winner/Loser/Save
<b>APRIL (12-11)</b>										
Batting: .242 (186-for-770)						Pitching: 11-12-8, 3.93 ERA (204.0 IP, 89 ER)				
3	-----KC	7-1	W	1-0	T1st	--	39,615*	39,615	1	Santana/Strahm
4	-----OFF DAY				T2nd	-0.5				
5	-----KC	9-1	W	2-0	2nd	-0.5	15,171	54,786	2	Santiago/Kennedy
6	-----KC	5-3	W	3-0	T1st	--	16,078	70,864	3	Rogers/Minor/Kintzler
7	-----at CWS	3-1	W	4-0	1st	+1.0	14,004			Hughes/Holland/Kintzler
8	-----at CWS	2-6	L	4-1	1st	+0.5	23,024			González/Mejia
9	-----at CWS	4-1	W	5-1	1st	+1.0	25,074			Santana/Quintana/Kintzler
10	-----OFF DAY				1st	+1.0				
11	-----at DET	1-2	L	5-2	T1st	--	21,237			Boyd/Santiago/Rodriguez
12	-----at DET	3-5	L	5-3	2nd	-1.0	23,738			Fulmer/Gibson/Wilson
13	-----at DET	11-5	W	6-3	T1st	--	22,573			Hughes/Zimmermann/Haley
14	-----CWS	1-2	L	6-4	2nd	-1.0	18,466	89,330	4	Jennings/Presly/Robertson
15	-----CWS	6-0	W	7-4	T1st	--	25,938	115,268	5	Santana/Quintana
16	-----CWS	^1-3	L	7-5	2nd	-1.0	19,511	134,779	6	Jones/Presly/Robertson
17	-----CLE	1-3	L	7-6	2nd	-1.5	16,961	151,740	7	Salazar/Gibson/Allen
18	-----CLE	4-11	L	7-7	T3rd	-1.5	16,553	168,293	8	Tomlin/Hughes
19	-----CLE						-- Postponed - Rain -- Scheduled makeup DH June 17 --			
20	-----CLE	7-8	L	7-8	T4th	-1.0	17,339	185,632	9	Bauer/Duffey
21	-----DET	6-3	W	8-8	T2nd	-1.0	22,647	208,279	10	Santiago/Verlander/Kintzler
22	-----DET	4-5	L	8-9	3rd	-2.0	25,719	233,998	11	Hardy/Tonkin/Rodriguez
23	-----DET	4-13	L	8-10	4th	-2.0	26,713	260,711	12	Fulmer/Gibson
24	-----at TEX	3-2	W	9-10	4th	-1.5	19,027			Hughes/Perez/Kintzler
25	-----at TEX	8-1	W	10-10	4th	-1.5	20,568			Santana/Cashner
26	-----at TEX	3-14	L	10-11	2nd	-1.5	22,365			Hamels/Rogers
27	-----OFF DAY				4th	-2.0				
28	-----at KC	6-4	W	11-11	T3rd	-1.5	27,911			Breslow/Soria/Kintzler
29	-----at KC				3rd	-2.0				-- Postponed - Rain - Game rescheduled for July 1 --
30	-----at KC	7-5	W	12-11	3rd	-1.5	32,685			Hughes/Hammel/Kintzler
<b>MAY (14-12)</b>										
Batting: .260 (236-for-908)						Pitching: 14-12-6, 5.25 (240.0 IP, 140 ER)				
1	-----OFF DAY				T3rd	-1.0				
2	-----OAK	9-1	W	13-11	T2nd	-0.5	18,930	279,641	13	Santana/Gray
3	-----OAK	7-4	W	14-11	T1st	--	18,658	298,299	14	Santiago/Graveman
4	-----OAK	5-8	L	14-12	2nd	-0.5	19,247	317,546	15	Cotton/Gibson/Casilla
5	-----BOS	4-3	W	15-12	1st	+0.5	28,707	346,253	16	Kintzler/Barnes
6	-----BOS	1-11	L	15-13	2nd	-0.5	30,859	377,112	17	Porcello/Tepesch
7	-----BOS	6-17	L	15-14	2nd	-1.0	31,763	408,875	18	Sale/Santana
8	-----OFF DAY				2nd	-1.0				
9	-----at CWS	7-2	W	16-14	2nd	-1.0	14,498			Santiago/Pelfrey
10	-----at CWS				2nd	-0.5				-- Postponed - Rain - Game rescheduled for August 21 --
11	-----at CWS	7-6	W	17-14	T1st	--	16,084			Presly/Holland/Kintzler
12	-----at CLE	1-0	W	18-14	1st	+1.0	24,452			Santana/Tomlin/Kintzler
13	-----at CLE	4-1	W	19-14	1st	+2.0	28,379			Berrios/Clevinger/Kintzler
14	-----at CLE	3-8	L	19-15	1st	+1.0	23,099			Bauer/Santiago
15	-----OFF DAY				1st	+0.5				
16	-----COL	3-7	L	19-16	1st	+0.5	24,295	433,170	19	Freeland/Hughes/Holland
17	-----COL				1st		-- Postponed - Rain - Game rescheduled for DH May 18 --			
18	-----COL	1-5	L	19-17	T1st	--	20,603	453,773	20	Márquez/Santana/Holland
	COL &	2-0	W	20-17	1st	+1.0	17,140	470,913	21	Berrios/Chatwood/Kintzler
19	-----KC	^4-3	W	21-17	1st	+1.0	23,553	494,466	22	Kintzler/Alburquerque
20	-----KC				1st	+0.5				-- Postponed - Rain - Game rescheduled for DH May 21 --
21	-----KC	4-6	L	21-18					23	Minor/Hughes/Herrera
	-----KC &	8-4	W	22-18	T1st	--	27,852	522,318	24	Mejia/Kennedy
22	-----at BAL	14-7	W	23-18	1st	+1.0	12,882			Gibson/Wilson
23	-----at BAL	2-0	W	24-18	1st	+1.0	13,294			Santana/Bundy
24	-----at BAL	4-3	W	25-18	1st	+2.0	32,267			Berrios/Tilman/Kintzler
25	-----OFF DAY				25-18	1st	+2.0			
26	-----TB	2-5	L	25-19	1st	+2.0	20,949	543,267	25	Archer/Santiago/Colomé
27	-----TB	5-3	W	26-19	1st	+3.0	27,531	570,798	26	Rogers/Hunter/Kintzler
28	-----TB	^6-8	L	26-20	1st	+2.0	28,951	599,749	27	Colomé/Santiago/Ramirez
29	-----HOU	8-16	L	26-21	1st	+1.0	24,472	624,221	28	Jankowski/Breslow
30	-----HOU	2-7	L	26-22	T1st	--	22,616	646,837	29	Fiers/Berrios
31	-----HOU	6-17	L	26-23	T1st	--	25,593	672,430	30	Feliz/Santiago
<b>JUNE (14-15)</b>										
Batting: .243 (241-for-990)						Pitching: 14-15-8, 5.02 (253.2 IP, 142 ER)				
1	-----at LAA	4-2	W	27-23	T1st	--	33,426			Rogers/Alvarez/Kintzler
2	-----at LAA	11-5	W	28-23	1st	+1.0	39,042			Gibson/Ramirez



# TWINS DAY-BY-DAY — 2017

Date	Opp.	Score	W/L	Rcd.	Pos.	GA/GB	Daily Attendance	Total Hm Att.	Date	Winner/Loser/Save
<b>JUNE CONTINUED (14-15)</b>										
				<b>Batting: .243 (241-for-990)</b>			<b>Pitching: 14-15-8, 5.02 (253.2 IP, 142 ER)</b>			
3	----at LAA	2-7	L	28-24	1st	+1.0	40,236			Shoemaker/Santana
4	----at LAA	3-2	W	29-24	1st	+1.0	39,701			Berrios/Nolasco/Kintzler
5	----OFF DAY			29-24	1st	+1.0				
6	----at SEA	3-12	L	29-25	1st	+1.0	18,166			Santiago/Paxton
7	----at SEA	5-6	L	29-26	1st	+1.0	15,732			Diaz/Kintzler
8	----at SEA	2-1	W	30-26	1st	+1.5	15,621			Gibson/Bergman/Kintzler
9	----at SF	4-0	W	31-26	1st	+1.5	41,046			Santana/Moore
10	----at SF	3-2	W	32-26	1st	+2.5	41,255			Berrios/Samardzija/Kintzler
11	----at SF	8-13	L	32-27	1st	+1.5	41,321			Osich/Belisle
12	----SEA	3-14	L	32-28	1st	+1.0	16,996	689,426	31	Gallardo/Mejia
13	----SEA	20-7	W	33-28	1st	+2.0	17,922	707,348	32	Gibson/Bergman
14	----SEA	4-6	L	33-29	1st	+2.0	22,283	729,631	33	Gaviglio/Santana/Diaz
15	----SEA	6-2	W	34-29	1st	+2.0	24,464	754,095	34	Berrios/Miranda
16	----CLE	1-8	L	34-30	1st	+1.0	30,563	784,658	35	Carrasco/Turley
17	----CLE	3-9	L	34-31	T1st	-	24,010			McAllister/Wilk
	----CLE#	2-6	L	34-32	2nd	-1.0	21,371	830,039	36	Goody/Mejia
18	----CLE	2-5	L	34-33	2nd	-2.0	35,039	865,078	37	Bauer/Gibson/Miller
19	----OFF DAY			2nd	-2.5					
20	----CWS	9-7	W	35-33	2nd	-1.5	26,095	891,173	38	Santana/Holland/Kintzler
21	----CWS	4-2	W	36-33	2nd	-1.5	33,316	924,489	39	Berrios/Holmberg/Kintzler
22	----CWS	0-9	L	36-34	2nd	-2.5	27,684	953,173	40	Quintana/Turley
23	----at CLE	5-0	W	37-34	2nd	-1.5	31,725			Mejia/Bauer
24	----at CLE	4-2	W	38-34	2nd	-0.5	33,111			Rogers/Allen/Kintzler
25	----at CLE	4-0	W	39-34	1st	+0.5	29,672			Santana/Iomlin
26	----at BOS	1-4	L	39-35	2nd	-0.5	37,172			Sale/Berrios/Kimbrel
27	----at BOS	2-9	L	39-36	2nd	-0.5	36,804			Pomeranz/Santiago
28	----at BOS	4-1	W	40-36	2nd	-0.5	37,487			Mejia/Porcello/Kintzler
29	----at BOS	3-6	L	40-37	2nd	-1.5	37,445			Price/Gibson/Kimbrel
30	----at KC	1-8	L	40-38	2nd	-2.0	34,332			Vargas/Santana
<b>JULY (10-15)</b>										
				<b>Batting: .260 (226-for-868)</b>			<b>Pitching: 10-15-7, 5.15 ERA (220.0 IP, 126 ER)</b>			
1	----at KC	6-11	L	40-39	T-2nd	-2.0	25,571			Minor/Duffey
	----at KC#	10-5	W	41-39	2nd	-2.0	32,448			Jorge/Hammel
2	----at KC	2-6	L	41-40	T-2nd	-3.0	28,775			Alexander/Santiago
3	----LAA	9-5	W	42-40	T-2nd	-2.5	36,182	988,355	41	Mejia/Meyer
4	----LAA	5-4	W	43-40	T-2nd	-1.5	25,013	1,013,368	42	Gibson/Ramirez/Kintzler
5	----LAA	1-2	L	43-41	3rd	-1.5	19,106	1,032,474	43	Bridwell/Santana/Norris
6	----BAL	6-4	W	44-41	3rd	-1.5	19,706	1,052,180	44	Berrios/Bundy/Kintzler
7	----BAL	9-6	W	45-41	2nd	-1.5	28,668	1,080,848	45	Hildenberger/Castro/Kintzler
8	----BAL	1-5	L	45-42	2nd	-2.5	26,323	1,107,171	46	Miley/Mejia
9	----BAL	5-11	L	45-43	2nd	-2.5	25,848	1,133,019	47	Jiménez/Gibson
10	ALL STAR BREAK									
11	ALL STAR BREAK									
12	ALL STAR BREAK									
13	ALL STAR BREAK									
14	----at HOU	5-10	L	45-44	2nd	-2.5	38,006			Morton/Berrios
15	----at HOU	4-2	W	46-44	2nd	-1.5	41,038			Santana/Musgrove/Kintzler
16	----at HOU	3-5	L	46-45	2nd	-1.5	38,253			Fiers/Gibson/Giles
17	----NYY	4-2	W	47-45	2nd	-1.5	27,566	1,160,585	48	Rogers/Smith/Kintzler
18	----NYY	3-6	L	47-46	2nd	-1.5	33,114	1,193,699	49	Shreve/Colón/Chapman
19	----NYY	6-1	W	48-46	2nd	-0.5	33,380	1,227,079	50	Berrios/Montgomery
20	----OFF DAY			2nd	-0.5					
21	----DET	3-6	L	48-47	T-2nd	-1.5	22,369	1,249,448	51	Sanchez/Santana/Wilson
22	----DET	6-5	W	49-47	T-2nd	-1.5	33,700	1,283,148	52	Gibson/Zimmerman/Kintzler
23	----DET	6-9	L	49-48	3rd	-2.5	28,373	1,311,521	53	Boyd/Hildenberger/Wilson
24	----at LAD	4-6	L	49-49	3rd	-3.5	47,754			Paredes/Rogers/Jansen
25	----at LAD	2-6	L	49-50	3rd	-4.5	44,403			Maeda/Berrios/Ravin
26	----at LAD	5-6	L	49-51	3rd	-6.0	50,941			Jansen/Kintzler
27	----OFF DAY			3rd	-6.0					
28	----at OAK	6-3	W	50-51	3rd	-6.0	17,727			Garcia/Gossett/Kintzler
29	----at OAK	4-5	L	50-52	3rd	-7.0	27,047			Coulombe/Rogers
30	----at OAK	5-6	L	50-53	3rd	-6.5	16,790			J. Smith/Duffey
31	----OFF DAY			3rd	-6.5					
<b>AUGUST (20-10)</b>										
				<b>Batting: .280 (284-for-1015)</b>			<b>Pitching: 20-10-8, 3.78 ERA (264.1 IP, 111 ER)</b>			
1	----at SD	0-3	L	50-54	3rd	-6.5	24,491			Chacin/Berrios/Hand
2	----at SD	5-2	W	51-54	3rd	-6.0	23,806			Santana/Perdomo



# TWINS DAY-BY-DAY — 2017

Date	Opp.	Score	W/L	Rcd.	Pos.	GA/GB	Daily Attendance	Total Hm Att.	Date	Winner/Loser/Save	
<b>AUGUST CONTINUED (20-10)</b>		<b>Batting: .280 (284-for-1015)</b>					<b>Pitching: 20-10-8, 3.78 ERA (264.1 IP, 111 ER)</b>				
3	-----TEX	1-4	L	51-55	3rd	-7.0	22,903	1,334,424	54	Griffin/Mejia/Claudio	
4	-----TEX	8-4	W	52-55	3rd	-7.0	22,272	1,356,696	55	Colón/Perez	
5	-----TEX	1-4	L	52-56	3rd	-7.0	27,415	1,384,384	56	Hamels/Gibson	
6	-----TEX	6-5	W	53-56	3rd	-6.0	29,056	1,413,167	57	Berrios/Bibens-Dirko/Belisle	
7	-----MIL	5-4	W	54-56	3rd	-5.5	31,339	1,444,506	58	Boshers/Drake/Belisle	
8	-----MIL	11-4	W	55-56	3rd	-5.5	34,185	1,478,691	59	Duffey/Garza/Gee	
9	-----at MIL	4-0	W	56-56	3rd	-4.5	30,174			Colón/Woodruff	
10	-----at MIL	7-2	W	57-56	2nd	-3.5	33,904			Busenitz/Davies	
11	-----at DET	9-4	W	58-56	2nd	-3.5	29,733			Pressly/Sanchez	
12	-----at DET	11-12	L	58-57	2nd	-4.5	33,006			Greene/Belisle	
13	-----at DET	6-4	W	59-57	2nd	-4.5	30,582			Duffey/Rondón/Hildenberger	
14	-----OFF DAY			59-57	2nd	-5.0					
15	-----CLE	1-8	L	59-58	T-2nd	-6.0	29,626	1,508,317	60	Salazar/Colón	
16	-----CLE				3rd	-6.0				-- Postponed - Rain - Game rescheduled for August 17 --	
17	-----CLE	3-9	L	59-59	3rd	-7.0	29,579	1,537,896	61	Carrasco/Gibson	
	-----CLE&&&	4-2	W	60-59	3rd	-6.0	22,857	1,560,753	62	Hildenberger/Clevinger/Belisle	
18	-----ARI	10-3	W	61-59	2nd	-6.0	25,830	1,586,583	63	Santana/Godley	
19	-----ARI	5-0	W	62-59	2nd	-6.0	29,456	1,616,039	64	Berrios/Greinke	
20	-----ARI	12-5	W	63-59	2nd	-5.0	27,367	1,643,406	65	Colón/McFarland	
21	-----at CWS	6-7	L	63-60	2nd	-5.5				Rodón/Melville/Minaya	
	-----at CWS###	10-2	W	64-60	2nd		14,493			Gee/Fulmer/Duffey	
22	-----at CWS	4-1	W	65-60	2nd	-4.5	14,053			Gibson/Giolito/Belisle	
23	-----at CWS	3-4	L	65-61	2nd	-4.5	15,605			Farquhar/Hildenberger	
24	-----at CWS	1-5	L	65-62	2nd	-5.5	16,013			Holland/Berrios	
25	-----at TOR	6-1	W	66-62	2nd	-5.5	37,525			Colón/Happ	
26	-----at TOR	9-10	L	66-63	2nd	-6.5	45,591			Estrada/Gee/Osuna	
27	-----at TOR	7-2	W	67-63	2nd	-6.5	42,478			Gibson/Biagini	
28	-----OFF DAY			67-63	2nd	-7.0					
29	-----CWS	6-4	W	68-63	2nd	-6.5	20,530	1,663,936	66	Santana/Shields/Belisle	
30	-----CWS	11-1	W	69-63	2nd	-7.0	21,172	1,685,108	67	Berrios/Holland	
31	-----CWS	5-4	W	70-63	2nd	-6.5	21,288	1,706,396	68	Belisle/Minaya	
<b>SEPT (14-14)</b>		<b>Batting: .268 (261-for-973)</b>					<b>Pitching: 14-14-4, 4.52 ERA (245.0 IP, 123 ER)</b>				
1	-----KC	6-7	L	70-64	2nd	-8.0	24,068	1,730,464	69	Hammel/Gee/Alexander	
2	-----KC	17-0	W	71-64	2nd	-8.0	33,413	1,763,877	70	Gibson/Garcia	
3	-----KC	4-5	L	71-65	2nd	-9.0	32,234	1,796,111	71	Alexander/Busenitz/Maurer	
4	-----at TB	4-11	L	71-66	2nd	-10.0	12,108			Cobb/ Berrios	
5	-----at TB	1-2	L	71-67	2nd	-11.0	6,509			Odorizis/Colón	
6	-----at TB	10-6	W	72-67	2nd	-11.0	7,185			Rogers/Cishek	
7	-----at KC	4-2	W	73-67	2nd	-11.0	26,485			Hildenberger/Herrera/Belisle	
8	-----at KC	8-5	W	74-67	2nd	-11.0	31,879			Santana/Kennedy/Belisle	
9	-----at KC	2-5	L	74-68	2nd	-12.0	29,991			Minor/Pressly/Maurer	
10	-----at KC	3-11	L	74-69	2nd	-13.0	35,003			Vargas/Colón	
11	-----OFF DAY			74-69	2nd	-13.5					
12	-----SD	16-0	W	75-69	2nd	-13.5	28,852	1,824,963	72	Gibson/Wood	
13	-----SD	^3-1	W	76-69	2nd	-13.5	20,018	1,844,981	73	Belisle/Matton	
14	-----TOR	^3-2	W	77-69	2nd	-13.5	22,664	1,867,645	74	Gee/Santos	
15	-----TOR	3-4	L	77-70	2nd	-13.5	27,902	1,895,547	75	Happ/Colón/Osuna	
16	-----TOR	2-7	L	77-71	2nd	-14.5	29,917	1,925,463	76	Estrada/Mejia	
17	-----TOR	13-7	W	78-71	2nd	-14.5	27,572	1,953,035	77	Gibson/Biagini	
18	-----at NYY	2-1	L	78-72	2nd	-15.0	30,435			Robertson/Santana/Chapman	
19	-----at NYY	2-5	L	78-73	2nd	-16.0	30,218			Sabathia/Berrios/Chapman	
20	-----at NYY	3-11	L	78-74	2nd	-17.0	30,099			Shreve/Colón	
21	-----at DET	12-1	W	79-74	2nd	-17.0	25,437			Gee/Zimmermann	
22	-----at DET	7-3	W	80-74	2nd	-16.0	25,390			Gibson/Norris	
23	-----at DET	10-4	W	81-74	2nd	-16.0	26,800			Santana/Stumpf	
24	-----at DET	10-4	W	82-74	2nd	-16.0	23,882			Berrios/Farmer	
25	-----OFF DAY			82-74	2nd	-16.0					
26	-----at CLE	8-6	W	83-74	2nd	-15.0	21,268			Rogers/Shaw/Belisle	
27	-----at CLE	2-4	L	83-75	2nd	-16.0	19,682			Clevinger/Mejia	
28	-----at CLE	2-5	L	83-76	2nd	-17.0	21,810			Carrasco/Hildenberger	
29	-----DET	6-3	W	84-76	2nd	-17.0	34,580	1,987,616	78	Berrios/Boyd/Belisle	
30	-----DET	2-3	L	84-77	2nd	-17.0	35,535	2,023,131	79	Farmer/Slegers/Greene	
1	-----DET	5-1	W	85-77	2nd	-17.0	28,148	2,051,279	80	Colón/Sanchez/Moya	

\* - Denotes Sellout (1 in 2017) ^ - Denotes Extra-Innings (Twins are 3-3 in extra-innings)

# - Makeup game from April 19 vs. CLE ## - Makeup game from April 29 at KC ### - Makeup game from May 10 at CWS

& - Makeup game from May 17 vs. COL && - Makeup game from May 20 vs. KC &&& - Makeup game from August 16 vs. CLE



# TWINS HOME RUNS — 2017

## HOME RUNS BY POSITION

C	1B	2B	3B	SS	LF	CF	RF	DH	PH	TOTAL
14	16	34	38	17	22	20	25	17	3	206

### EHIRE ADRIANZ (2)

No.	Date	Opp.	Runs	Pitcher
1	7/16	@HOU	1	Fiers
2	9/6	@TBR	3	Snell

### BYRON BUXTON (16)

No.	Date	Opp.	Runs	Pitcher
1	5/2	OAK	1	Valdez
2	5/16	COL	1	Freeland
3	6/11	@SFG	1	Cain
4	6/14	SEA	1	Gaviglio
5	7/4	LAA	1	Parker
6	8/12	@DET	1	Zimmermann
7	8/17 (1)	CLE	1	Carrasco
8	8/18	ARI	1	Godley
9	8/21 (2)	@CHW	1	Covey
10	8/24	@CHW	1	Holland
11	8/27	@TOR	2	Biagini
12	8/27	@TOR	1	Dermody
13	8/27	@TOR	1	Mazza
14	9/9	@KCR	1	Junis
15	9/14	TOR	1	Santos
16	9/17	TOR	1	Biagini

### JASON CASTRO (10)

No.	Date	Opp.	Runs	Pitcher
1	4/8	@CHW	2	Gonzalez
2	4/22	DET	1	Rodriguez
3	5/2	OAK	1	Gray
4	5/31	HOU	2	Sipp
5	6/4	@LAA	1	Nolasco
6	6/8	@SEA	1	Bergman
7	8/21 (2)	@CHW	1	Covey
8	9/12	SDP	2	Wood
9	9/12	SDP	1	Valdez
10	10/1	DET	1	Hardy

### BRIAN DOZIER (34)

No.	Date	Opp.	Runs	Pitcher
1	4/12	@DET	1	Fulmer
2	4/16	CHW	1	Shields
3	5/2	OAK	1	Gray
4	5/2	OAK	1	Valdez
5	5/11	@CHW	1	Holland
6	5/23	@BAL	1	Bundy
7	5/27	TBR	2	Hunter
8	5/31	HOU	1	Paulino
9	6/6	@SEA	1	Paxton
10	6/10	@SFG	2	Samardzija
11	6/13	SEA	1	Lawrence
12	6/17 (2)	CLE	1	Goody
13	6/24	@CLE	1	Allen
14	7/14	@HOU	1	Morton
15	7/15	@HOU	1	Musgrove
16	7/23	DET	1	Wilson
17	7/30	@OAK	1	Cotton
18	8/4	TEX	1	Perez
19	8/4	TEX	1	Perez
20	8/6	TEX	2	Martinez
21	8/8	MIL	4	Garza
22	8/9	@MIL	1	Woodruff
23	8/13	@DET	1	Boyd
24	8/18	ARI	1	Bracho
25	8/20	ARI	1	Shipleigh
26	8/21 (2)	@CHW	3	Fulmer
27	9/2	KCR	3	Skoglund
28	9/4	@TBR	2	Kittredge
29	9/6	@TBR	1	Snell
30	9/12	SDP	1	Wood
31	9/15	TOR	1	Happ
32	9/22	@DET	1	Greene
33	9/26	@CLE	3	Shaw
34	9/29	DET	3	Boyd

### EDUARDO ESCOBAR (21)

No.	Date	Opp.	Runs	Pitcher
1	4/5	KCR	3	Strahm
2	4/26	@TEX	2	Hamels
3	5/4	OAK	2	Montas
4	5/11	@CHW	3	Holland
5	6/11	@SFG	1	Cain
6	6/14	SEA	1	Gaviglio

7	6/15	SEA	2	Miranda
8	6/27	@BOS	1	Abad
9	7/23	DET	2	Boyd
10	7/30	@OAK	2	Cotton
11	8/18	ARI	2	Hernandez
12	8/26	@TOR	-2	Estrada
13	9/2	KCR	1	McCarthy
14	9/2	KCR	3	Callih
15	9/3	KCR	2	Kennedy
16	9/8	@KCR	1	Callih
17	9/9	@KCR	1	Junis
18	9/12	SDP	1	Mazzoni
19	9/16	TOR	1	Estrada
20	9/24	@DET	3	Alcantara
21	9/29	DET	1	Boyd

### CHRIS GIMENEZ (7)

No.	Date	Opp.	Runs	Pitcher
1	5/21 (2)	KCR	1	Young
2	6/15	SEA	3	Miranda
3	6/15	SEA	1	Miranda
4	6/24	@CLE	1	McAllister
5	6/26	@BOS	1	Sale
6	8/20	ARI	1	Shipleigh
7	10/1	DET	1	VerHagen

### ZACK GRANITE (1)

No.	Date	Opp.	Runs	Pitcher
1	9/23	@DET	3	Hardy

### ROBBIE GROSSMAN (9)

No.	Date	Opp.	Runs	Pitcher
1	4/13	@DET	2	Zimmermann
2	5/6	BOS	1	Porcello
3	5/19	KCR	1	Karns
4	5/21 (2)	KCR	2	Kennedy
5	5/29	HOU	1	Janikowski
6	6/2	@LAA	2	Ramirez
7	8/4	TEX	3	Perez
8	9/5	@TBR	1	Colome
9	9/7	@KCR	1	Gaviglio

### MAX KEPLER (19)

No.	Date	Opp.	Runs	Pitcher
1	4/13	@DET	3	Sanchez
2	4/23	DET	2	Sanchez
3	5/13	@CLE	1	Otero
4	5/21 (2)	KCR	2	Kennedy
5	5/22	@BAL	1	Jimenez
6	6/2	@LAA	2	Ramirez
7	6/3	@LAA	1	Shoemaker
8	6/13	SEA	1	Bergman
9	6/28	@BOS	2	Porcello
10	7/3	LAA	1	Meyer
11	8/6	TEX	2	Martinez
12	8/8	MIL	2	Garza
13	8/8	MIL	1	Garza
14	8/11	@DET	2	Sanchez
15	8/17 (2)	CLE	1	Clevinger
16	8/18	ARI	1	Godley
17	8/26	@TOR	4	Tepera
18	9/19	@NYY	1	Sabathia
19	9/22	@DET	1	Norris

### JOE MAUER (7)

No.	Date	Opp.	Runs	Pitcher
1	5/2	OAK	2	Valdez
2	5/5	BOS	1	Barnes
3	5/28	TBR	1	Garton
4	6/2	@LAA	2	Ramirez
5	7/3	LAA	2	Meyer
6	8/12	@DET	2	Mujica
7	9/17	TOR	4	Rowley

### JORGE POLANCO (13)

No.	Date	Opp.	Runs	Pitcher
1	4/9	@CHW	1	Quintana
2	5/14	@CLE	1	Bauer
3	6/23	@CLE	2	Bauer
4	8/21 (1)	@CHW	3	Holland
5	8/21 (2)	@CHW	3	Fulmer
6	8/22	@CHW	1	Giolito

7	8/23	@CHW	1	Shields
8	8/29	CHW	1	Shields
9	8/29	CHW	1	Bummer
10	9/1	KCR	2	Hammel
11	9/12	SDP	2	Wood
12	9/24	@DET	1	Farmer
13	9/27	@CLE	2	Allen

### EDDIE ROSARIO (27)

No.	Date	Opp.	Runs	Pitcher
1	4/21	DET	3	Jimenez
2	4/23	DET	1	Fulmer
3	5/4	OAK	1	Cotton
4	5/27	TBR	1	Odorizzi
5	5/31	HOU	1	Hoyt
6	6/13	SEA	2	Bergman
7	6/13	SEA	2	Lawrence
8	6/13	SEA	1	Ruiz
9	6/16	CLE	1	Carrasco
10	6/25	@CLE	1	Josh Tomlin
11	7/24	@LAD	1	Dayton
12	8/6	TEX	1	Martinez
13	8/8	MIL	1	Garza
14	8/8	MIL	1	Jeffress
15	8/11	@DET	3	Sanchez
16	8/22	@DET	2	Zimmermann
17	8/20	ARI	4	Shipleigh
18	8/22	@CHW	2	Giolito
19	8/30	CHW	2	Holland
20	8/30	CHW	1	Pelfrey
21	9/8	@KCR	1	Kennedy
22	9/12	SDP	2	Valdez
23	9/13	SDP	2	Matron
24	9/16	TOR	1	Estrada
25	9/17	TOR	1	Biagini
26	9/17	TOR	1	Rowley
27	9/26	@CLE	1	Tomlin

### MIGUEL SANÓ (28)

No.	Date	Opp.	Runs	Pitcher
1	4/3	KCR	1	Duffy
2	4/9	@CHW	2	Jones
3	4/13	@DET	3	Sanchez
4	4/18	CLE	1	Otero
5	4/25	@TEX	1	Cashner
6	4/28	@KCR	2	Kennedy
7	4/30	@KCR	3	Hammel
8	5/2	OAK	2	Gray
9	5/11	@CHW	1	Holland
10	5/12	@CLE	1	Tomlin
11	5/22	@BAL	2	Crichton
12	5/29	HOU	2	Jankowski
13	6/1	@LAA	1	Meyer
14	6/4	@LAA	2	Nolasco
15	6/7	@SEA	3	Gallardo
16	6/14	SEA	2	Gaviglio
17	6/20	CHW	2	Holland
18	6/21	CHW	1	Holmberg
19	7/1 (1)	@KCR	1	Farrell
20	7/1 (2)	@KCR	3	Hammel
21	7/8	BAL	1	Miley
22	7/18	NYY	1	Cessa
23	7/19	NYY	3	Montgomery
24	7/29	@OAK	2	Smith
25	8/2	@SDP	1	Perdono
26	8/13	@DET	2	Boyd
27	8/18	ARI	2	Hernandez
28	8/18	ARI	1	Bracho

### KENNY VARGAS (11)

No.	Date	Opp.	Runs	Pitcher
1	4/25	@TEX	1	Cashner
2	5/3	OAK	3	Graveman
3	5/7	BOS	1	Barnes
4	5/9	@CHW	2	Pelfrey
5	5/19	KCR	2	Herrera
6	6/10	@SFG	1	Samardzija
7	6/20	CHW	3	Holland
8	7/16	@HOU	1	Fiers
9	8/22	@CHW	1	Lucas Giolito
10	9/10	@KCR	2	McCarthy
11	9/12	SDP	3	Mazzoni



# TWINS HIGHS AND LOWS — 2017

## TEAM BATTING:

Most At-Bats, Game	53, 5/28 vs. TB
Most Runs, Game	20, 6/13 vs. SEA
Most Runs, Inning	9, 1st inning, 8/20 vs. ARI
Most Hits, Game	28, 6/13 vs. SEA
Most Hits, Inning	8, 3x, last 7th inning, 6/13 vs. SEA
Fewest Hits, Game	3, 5x, last at CWS
Most Doubles, Game	6, 5/22 at BAL
Most Triples, Game	3, 8/30 at CWS
Most Home Runs, Game	7, 9/12 vs. SD
Most Total Bases, Game	45, 6/13 vs. SEA
Most Extra Base Hits, Game	11, 8/18 vs. ARI
Most RBI, Game	19, 6/13 vs. SEA
Most Walks	11, 5/28 vs. TB
Most Strikeouts	19, 8/17 vs. CWS
Most Stolen Bases, Game, Twins	4, 6/21 vs. CWS
Most Caught Stealing, Game	2, 3x, last 9/9 at KC
Most Times Grounding Into Double Play, Game	3, 5/23 vs. KC
Left On Base, Twins	17, 5/28 vs. TB
Consecutive Scoreless Innings	18, 4/14-16

## INDIVIDUAL BATTING:

Most At-Bats, Game	8, 5/28 vs. TB
Most Runs, Game	4, 2x, last Buxton, 8/27 vs. TOR
Most Hits, Game	5, 2x, last Rosario, 7/1 at KC
Most Doubles, Game	2, many
Most Triples, Game	2, Adrianza, 8/30 vs. CWS
Most Home Runs, Game	3, 2x, last Buxton, 8/27 at TOR
Most Total Bases, Game	13, 2x, last Buxton, 8/27 at TOR
Most Extra Base Hits, Game	3, many
Most RBI, Game	6, Escobar, 9/2 vs. KC
Most Walks, Game	4, Castro, 4/5 vs. KC
Most Strikeouts, Game	5, Dozier, 7/30 at OAK
Longest Hitting Streak	15, Rosario, 4/17-5/5
Consecutive Hitless At-Bats	22, Polanco, 7/4-15
Most Stolen Bases, Game	3, Adrianza, 6/21 vs. CWS
Most Caught Stealing, Game	2, 2x, last Rosario, 9/9 at KC
Most Times Grounding Into Double Play, Game	2, 2x, last Granite, 8/1 at SD

## TEAM PITCHING:

Most Runs Allowed	17, 2x, last 5/13 vs. HOU
Most Hits Allowed	19, 2x, last 6/12 at SEA
Most Home Runs Allowed, Game	6, 5/31 vs. HOU
Most Strikeouts	17, 5/28 vs. TB
Most Walks	9, 2x, last 4/28 vs. TB
Fewest Hits Allowed	1, Santana CG, 4/15 vs. CWS
Pitchers Used	10, 9/26 at BAL
Scoreless Innings Streak	18, 4/14-16
Wild Pitches	3, 2x, last 9/19 at NYY
Most Innings, Game, Relievers	9.2, 5/28 vs. SEA
Most Hits, Game, Relievers	13, 2x, last 5/29 vs. HOU
Most Runs, Game, Relievers	14, 5/29 vs. HOU
Most Home Runs, Game, Relievers	3, 2x, last 9/28 at CLE
Most Walks, Game, Relievers	6, 5/7 vs. BOS
Most Strikeouts, Game, Relievers	13, 5/28 vs. TB

## INDIVIDUAL PITCHING:

Most Innings, Game, Starter	9.0, 6x, last Santana, 8/2 at SD
Most Innings, Game, Reliever	4.0, Gee, 8/8 vs. MIL
Most Hits, Starter	12, Gibson, 6/13 vs. SEA
Most Hits, Reliever	6, 2x, last Hughes, 7/2 at KC
Most Runs, Starter	9, Mejia, 6/12 vs. SEA
Most Runs, Reliever	6, Belisle, 5/7 vs. BOS
Most Home Runs, Starter	4, Santana, 5/7 vs. BOS
Most Home Runs, Reliever	2, many
Most Walks, Starter	5, many
Most Walks, Reliever	3, many
Most Strikeouts, Starter	11, 2x, both Berrios (5/18, 8/30)
Most Strikeouts, Reliever	6, Haley, 4/13 at DET
Winning Streak	6, Gibson, 8/22-9/22
Losing Streak	7, Santiago, 5/14-7/2
Low-Hit Complete Game	1, Santana, 4/15 vs. CWS
Most Consecutive Scoreless Innings	22, Santana, 4/3-20
Wild Pitches	3, Santana, 6/25 at CLE

## TEAM & INDIVIDUAL FIELDING:

Errors, Game, Team	3, 3x, last 8/7 vs. MIL
Errors, Game, Individual	2, Sand, 4/8 vs. CWS
Errors, Consecutive Games, Team	2, many
Errors, Consecutive Games Without, Team	9, 4/24-5/5
Doubleplays, Game, Team	4, 9/7 at KC

## MINNESOTA NATIVES TO PLAY FOR TWINS

PLAYER	BIRTHPLACE	SEASONS
Fred Bruckbauer, rhp	New Ulm	1961
Tom Burgmeier, lhp	St. Paul	1974-77
Cole De Vries, rhp	St. Louis Park	2012-13
Jim Eisenreich, cf	St. Cloud	1982-84
Bob Gebhard, rhp	Lamberton	1971-72
Paul Giel, rhp	Winona	1961
Dave Goltz, rhp	Pelican Rapids	1972-79
Kent Hrbek, 1b	Minneapolis	1981-94
Tom Johnson, rhp	St. Paul	1974-78
Tom Kelly, 1b	Graceville	1975
Jerry Kindall, 2b	St. Paul	1964-65
Jerry Koosman, lhp	Appleton	1979-81
Mike Mason, lhp	Faribault	1988
<b>Joe Mauer, c/1b</b>	<b>St. Paul</b>	<b>2004-present</b>
Paul Molitor, dh-1b	St. Paul	1996-98

PLAYER	BIRTHPLACE	SEASONS
Jack Morris, rhp	St. Paul	1991
Greg Olson, c	Marshall	1989
Glen Perkins, lhp	St. Paul	2006-17
Mike Poesching, rf	Little Falls	1975
Tom Quinlan, 3b	St. Paul	1996
Brian Raabe, 2b	New Ulm	1995-96
Michael Restovich, of	Rochester	2002-04
Terry Steinbach, c	New Ulm	1997-99
Dick Stigman, lhp	Nimrod	1962-65
Jerry Terrell, ss	Waseca	1973-77
Caleb Thielbar, lhp	Northfield	2013-15
George Thomas, lf	Minneapolis	1971
Charley Walters, rhp	Minneapolis	1969
Dave Winfield, of	St. Paul	1993-94



# TWINS TRANSACTIONS — 2017

DATE	NO.	PLAYER	POS	TRANSACTION
1/11	32	Ryan Vogelsong	RHP	Signed to minor league contract
	23	Nick Tepesch	RHP	Signed to minor league contract
1/12	38	Chris Gimenez	C	Signed to minor league contract
2/3	9	Matt Belisle	RHP	Signed to one-year contract
	52	Byung Ho Park	1B/DH	Designated for release or assignment
2/6	16	Ehrie Adrianza	INF	Claimed off waivers from Milwaukee
	35	Pat Light	RHP	Designated for release or assignment
2/8	47	Craig Breslow	LHP	Signed to minor league contract
	8	Drew Stubbs	OF	Signed to minor league contract
2/9	35	Light, Pat	RHP	Traded to Pittsburgh in exchange for cash considerations
3/13	76	Jorge, Felix	RHP	Optioned to Double-A Chattanooga
	74	Melotakis, Mason	LHP	Optioned to Triple-A Rochester
	77	Romero, Fernando	RHP	Optioned to Double-A Chattanooga
	64	Rosario, Randy	LHP	Optioned to Double-A Chattanooga
	67	Gonsalves, Stephen	LHP	Reassigned to minor league camp
	84	Slegers, Aaron	RHP	Reassigned to minor league camp
3/18	43	Garver, Mitch	C	Optioned to Triple-A Rochester
	66	Granite, Zack	OF	Optioned to Triple-A Rochester
	73	Palka, Daniel	OF	Optioned to Triple-A Rochester
	1	Vielma, Engelb	INF	Optioned to Triple-A Rochester
	71	Goodrum, Niko	INF	Reassigned to minor league camp
	83	Gordon, Nick	INF	Reassigned to minor league camp
	72	Reginatto, Leonardo	INF	Reassigned to minor league camp
	78	Rohlfing, Dan	C	Reassigned to minor league camp
3/21	81	Fernandez, Raul	RHP	Reassigned to minor league camp
	79	Reed, Jake	RHP	Reassigned to minor league camp
	32	Vogelsong, Ryan	RHP	Granted free agency
3/22	65	May, Trevor	RHP	Placed on 60-day disabled list (right elbow surgery)
	47	Breslow, Craig	LHP	Contract selected
3/24	60	Chargois, J.T.	RHP	Optioned to Triple-A Rochester
3/25	17	Berrios, José	RHP	Optioned to Triple-A Rochester
3/26	8	Stubbs, Drew	OF	Granted unconditional release, making him a free agent
	80	Rucinski, Drew	RHP	Reassigned to minor league camp
3/28	62	Boshers, Buddy	LHP	Optioned to Triple-A Rochester
	30	Field, Tommy	INF	Reassigned to minor league camp
3/29	23	Tepesch, Nick	RHP	Reassigned to minor league camp
	51	Wimmers, Alex	RHP	Reassigned to minor league camp
3/30	12	Murphy, John Ryan	C	Optioned to Triple-A Rochester
	68	Gonzalez, Bengie	INF	Reassigned to minor league camp
	37	Hague, Matt	INF	Reassigned to minor league camp
	52	Park, ByungHo	INF	Reassigned to minor league camp
	50	Paulsen, Ben	INF	Reassigned to minor league camp
	70	Rodriguez, Eddy	C	Reassigned to minor league camp
	24	Shuck, J.B.	OF	Reassigned to minor league camp
	16	Adrianza, Ehrie	INF	Placed on 10-day disabled list (right oblique strain)
	61	O'Rourke, Ryan	LHP	Placed on 10-day disabled list (left forearm strain)
4/2	15	Perkins, Glen	LHP	Placed on 60-day disabled list (rehab from shoulder surgery)
	38	Gimenez, Chris	C	Contract selected
	19	Vargas, Kennys	1B/DH	Optioned to Triple-A Rochester
4/23	58	Haley, Justin	RHP	Placed on 10-day disabled list (right biceps tendonitis)
	49	Mejia, Adalberto	LHP	Optioned to Triple-A Rochester
	62	Boshers, Buddy	LHP	Recalled from Triple-A Rochester
	19	Vargas, Kennys	1B/DH	Recalled from Triple-A Rochester
4/24	62	Boshers, Buddy	LHP	Optioned to Triple-A Rochester
	23	Tepesch, Nick	RHP	Contract selected
	61	O'Rourke, Ryan	LHP	Transferred to 60-day disabled list
4/28	53	Santiago, Hector	LHP	Bereavement List
	62	Boshers, Buddy	LHP	Recalled from Triple-A Rochester
5/3	62	Boshers, Buddy	LHP	Optioned to Triple-A Rochester
	53	Santiago, Hector	LHP	Activated from Bereavement List
5/4	44	Gibson, Kyle	RHP	Optioned to Triple-A Rochester
5/5	32	Rucinski, Drew	RHP	Contract selected
	39	Santana, Danny	OF	Designated for release or assignment
	16	Adrianza, Ehrie	INF	Reinstated from rehab and recalled from Triple-A Rochester
5/6	59	Tonkin, Michael	RHP	Designated for release or assignment
5/7	58	Haley, Justin	RHP	Reinstated from 10-day disabled list
5/8		Chapman, Kevin	RHP	Acquired from Atlanta via trade
	39	Santana, Danny	IF/OF	Traded to Atlanta
5/10	32	Rucinski, Drew	RHP	Optioned to Triple-A Rochester
	39	Wilk, Adam	LHP	Claimed off waivers from New York-NL
5/12	17	Berrios, José	RHP	Recalled from Triple-A Rochester
	23	Tepesch, Nick	RHP	Optioned to Triple-A Rochester
5/18	32	Rucinski, Drew	RHP	Added as 26th-man for split doubleheader
5/21	49	Mejia, Adalberto	LHP	Added as 26th man for straight doubleheader
5/22	45	Hughes, Phil	RHP	Placed on 10-day disabled list (shoulder discomfort)
	44	Gibson, Kyle	RHP	Recalled from Triple-A Rochester



# TWINS TRANSACTIONS — 2017

DATE	NO.	PLAYER	POS	TRANSACTION
5/26	49	Mejia, Adalberto	LHP	Recalled from Triple-A Rochester
	39	Wilk, Adam	LHP	Designated for release or assignment
5/29	58	Haley, Justin	RHP	Placed on 10-day disabled list (shoulder soreness)
	19	Vargas, Kennys	1B/DH	Optioned to Triple-A Rochester
	32	Rucinski, Drew	RHP	Recalled from Triple-A Rochester
	50	Wheeler, Jason	LHP	Contract selected
5/29	32	Rucinski, Drew	RHP	Optioned to Triple-A Rochester
5/30	62	Boshers, Buddy	LHP	Recalled from Triple-A Rochester
5/31	57	Pressly, Ryan	RHP	Optioned to Triple-A Rochester
	50	Wheeler, Jason	LHP	Designated for release or assignment
6/1	51	Wimmers, Alex	RHP	Contract selected
	64	Rosario, Randy	LHP	Recalled from Double-A Chattanooga
6/7	11	Polanco, Jorge	INF	Placed on Bereavement List
	19	Vargas, Kennys	1B/DH	Recalled from Triple-A Rochester
	50	Heston, Chris	RHP	Claimed off waivers from Los Angeles-NL
	23	Tepesch, Nick	RHP	Placed on release waivers
	53	Santiago, Hector	LHP	Placed on 10-day disabled list (left shoulder strain)
6/10	66	Turley, Nik	LHP	Contract selected
	64	Rosario, Randy	LHP	Optioned to Double-A Chattanooga
	32	Rucinski, Drew	RHP	Designated for release or assignment
6/12	11	Polanco, Jorge	INF	Reinstated from Bereavement List
	50	Heston, Chris	RHP	Optioned to Triple-A Rochester
	51	Wimmers, Alex	RHP	Optioned to Triple-A Rochester
6/13	57	Pressly, Ryan	RHP	Recalled from Triple-A Rochester
6/17	39	Wilk, Adam	LHP	Recalled from Triple-A Rochester
	57	Pressly, Ryan	RHP	Optioned to Triple-A Rochester
	51	Wimmers, Alex	RHP	Added as 26th man for split doubleheader
	39	Wilk, Adam	LHP	Designated for release or assignment
	67	Busenitz, Alan	RHP	Contract selected
6/22	16	Adrianza, Ehire	INF	Placed on 10-day disabled list (abdominal issues)
	66	Turley, Nik	LHP	Optioned to Triple-A Rochester
6/23	35	Gee, Dillon	RHP	Contract selected
	39	Hildenberger, Trevor	RHP	Contract selected
	74	Melotakis, Mason	LHP	Designated for release or assignment
	51	Wimmers, Alex	RHP	Designated for release or assignment
6/27	35	Gee, Dillon	RHP	Optioned to Triple-A Rochester
	53	Santiago, Hector	LHP	Activated from 10-day disabled list (shoulder strain)
6/28	49	Breslow, Craig	LHP	Placed on 10-day disabled list (rib cage soreness)
		Hughes, Phil	RHP	Activated from 10-day disabled list
7/1	57	Pressly, Ryan	RHP	Recalled from Triple-A Rochester
	67	Busenitz, Alan	RHP	Optioned to Triple-A Rochester
	76	Jorge, Felix	RHP	Added as 26th man for split doubleheader
7/3	16	Adrianza, Ehire	INF	Activated from 10-day disabled list (abdominal issues)
	19	Vargas, Kennys	1B/DH	Optioned to Triple-A Rochester
7/5	67	Busenitz, Alan	RHP	Recalled from Triple-A Rochester
	53	Santiago, Hector	LHP	Placed on 10-day disabled list (upper back pain)
7/7	67	Busenitz, Alan	RHP	Optioned to Triple-A Rochester
	76	Jorge, Felix	RHP	Recalled from Double-A Chattanooga
	7	Mauer, Joe	1B	Placed on 10-day disabled list (lumbar strain)
	19	Vargas, Kennys	1B/DH	Recalled from Triple-A Rochester
	76	Jorge, Felix	RHP	Optioned to Double-A Chattanooga
	8	Granite, Zack	OF	Recalled from Triple-A Rochester
7/15	25	Buxton, Byron	OF	Placed on 10-day disabled list (left groin strain)
	7	Mauer, Joe	1B	Activated from 10-day disabled list (back strain)
7/18	47	Breslow, Craig	LHP	Activated from 10-day disabled list (rib cage soreness)
	40	Colón, Bartolo	RHP	Contract selected
	45	Hughes, Phil	RHP	Placed on 60-day disabled list (Thoracic Outlet Syndrome)
	19	Vargas, Kennys	1B/DH	Optioned to Triple-A Rochester
7/23	23	Tepesch, Nik	RHP	Traded to Toronto for cash considerations
7/24	47	Breslow, Craig	LHP	Designated for release or assignment
	67	Busenitz, Alan	RHP	Recalled from Triple-A Rochester
	24	Garcia, Jaime	LHP	Acquired from Atlanta
		Recker, Anthony	C	Acquired from Atlanta
		Ynoa, Huascar	RHP	Traded to Atlanta in exchange for LHP Jaime Garcia, C Anthony Recker and cash considerations
	58	Haley, Justin	RHP	Offered back to Boston (Rule 5 Selection)
7/25	44	Gibson, Kyle	RHP	Optioned to Triple-A Rochester
7/27	12	Murphy, John Ryan	C	Traded to Arizona in exchange for LHP Gabriel Moya
		Moya, Gabriel	LHP	Acquired from Arizona
7/30	24	Garcia, Jaime	LHP	Traded to New York-AL in exchange for LHP Dietrich Enns, RHP Zack Littell and cash considerations
		Enns, Dietrich	LHP	Acquired from New York-AL
		Littell, Zack	RHP	Acquired from New York-AL
7/31	27	Kintzler, Brandon	RHP	Traded to Washington in exchange for LHP Tyler Watson
		Watson, Tyler	LHP	Acquired from Washington



# TWINS TRANSACTIONS — 2017

DATE	NO.	PLAYER	POS	TRANSACTION
8/1	25	Buxton, Byron	OF	Activated from the 10-day disabled list (groin strain)
8/4	44	Gibson, Kyle	RHP	Recalled from Triple-A Rochester
	8	Granite, Zack	OF	Optioned to Triple-A Rochester
8/9	49	Mejia, Adalberto	LHP	Placed on 10-day disabled list (left arm brachialis strain)
	19	Vargas, Kennys	1B/DH	Recalled from Triple-A Rochester
8/10	47	Enns, Dietrich	LHP	Recalled from Triple-A Rochester
	19	Vargas, Kennys	1B/DH	Optioned for Triple-A Rochester
8/17	15	Perkins, Glen	LHP	Activated from 60-day disabled list
	47	Enns, Dietrich	LHP	Placed on 10-day disabled list (left shoulder strain)
	50	Slegers, Aaron	RHP	Contract selected as 26th man for doubleheader
	66	Turley, Nik	LHP	Recalled from Triple-A Rochester
	62	Boshers, Buddy	LHP	Optioned to Triple-A Rochester
8/18	36	Grossman, Robbie	OF	Placed on 10-day disabled list (fractured left thumb)
	43	Garver, Mitch	C	Recalled from Triple-A Rochester
8/21	22	Sanó, Miguel	IF	Placed on 10-day disabled list (left shin stress reaction)
	19	Vargas, Kennys	1B/DH	Recalled from Triple-A Rochester
	58	Melville, Tim	RHP	Contract selected from Triple-A Rochester
	66	Turley, Nik	LHP	Optioned to Triple-A Rochester
	66	Turley, Nik	LHP	Recalled as 26th man for doubleheader
8/22	66	Turley, Nik	LHP	Optioned to Triple-A Rochester
8/23	58	Melville, Tim	RHP	Designated for Release or Assignment
	27	Curtiss, John	RHP	Contract selected from Triple-A Rochester
8/24	21	Castro, Jason	C	Placed on 7-day concussion disabled list
	8	Granite, Zack	OF	Recalled from Triple-A Rochester
8/26	58	Melville, Tim	RHP	Claimed off waivers by San Diego
9/1	53	Santiago, Hector	LHP	Transferred to 60-day disabled list
	23	Goodrum, Niko	IF/OF	Contract selected from Triple-A Rochester
	62	Boshers, Buddy	LHP	Recalled from Triple-A Rochester
	66	Turley, Nik	LHP	Recalled from Triple-A Rochester
	92	Eckstein, Rick	CH	Added to Coaching Staff
9/3	21	Castro, Jason	C	Reinstated from 7-day concussion disabled list
9/4	50	Slegers, Aaron	RHP	Recalled from Triple-A Rochester
9/5	36	Grossman, Robbie	OF	Activated from 10-day disabled list (fractured left thumb)
	60	Chargois, J.T.	RHP	Recalled from Triple-A Rochester and placed on 60-day disabled list (right elbow impingement)
	59	Tonkin, Michael	RHP	Contract selected from Triple-A Rochester
	47	Enns, Dietrich	LHP	Reinstated from 10-day disabled list (left shoulder strain) and optioned to Double-A Chattanooga
9/12	58	Moya, Gabriel	LHP	Contract selected from Double-A Chattanooga
	1	Velma, Engelb	INF	Designated for release or assignment
9/13	49	Mejia, Adalberto	LHP	Reinstated from 10-day disabled list
9/29	22	Sanó, Miguel	INF	Reinstated from 10-day disabled list

Note: Exclusively includes transactions during 2017 regular season

## AMERICAN LEAGUE CENTRAL HISTORY

YEAR	CHAMPION	RECORD	TWINS FINISH
1994*	Chicago White Sox	67-46	Fourth place with a record of 53-60, 15.0 games back
1995	Cleveland Indians	100-44	Fifth place with a record of 56-88, 44.0 games back
1996	Cleveland Indians	78-84	Fourth place with a record of 78-84, 21.5 games back
1997	Cleveland Indians	86-75	Fourth place with a record of 68-94, 18.5 games back
1998	Cleveland Indians	89-73	Fourth place with a record of 70-92, 19.0 games back
1999	Cleveland Indians	97-65	Fifth place with a record of 63-97, 33.0 games back
2000	Chicago White Sox	95-67	Fifth place with a record of 69-93, 26.0 games back
2001	Cleveland Indians	91-71	Second place with a record of 85-77, 6.0 games back
<b>2002</b>	<b>Minnesota Twins</b>	<b>94-67</b>	<b>Lost 4 games to 1 in the ALCS to the Anaheim Angels</b>
<b>2003</b>	<b>Minnesota Twins</b>	<b>90-72</b>	<b>Lost 3 games to 1 in the ALDS to the New York Yankees</b>
<b>2004</b>	<b>Minnesota Twins</b>	<b>92-70</b>	<b>Lost 3 games to 1 in the ALDS to the New York Yankees</b>
2005	Chicago White Sox	99-63	Third place with a record of 83-79, 16.0 games back
<b>2006</b>	<b>Minnesota Twins</b>	<b>96-66</b>	<b>Swept in three games in the ALDS by the Oakland Athletics</b>
2007	Cleveland Indians	96-66	Third place with a record of 79-83, 17.0 games back
2008	Chicago White Sox	89-74	Second place with a record of 88-75, 1.0 game back
<b>2009</b>	<b>Minnesota Twins</b>	<b>87-76</b>	<b>Swept in three games in the ALDS by the New York Yankees</b>
<b>2010</b>	<b>Minnesota Twins</b>	<b>94-68</b>	<b>Swept in three games in the ALDS by the New York Yankees</b>
2011	Detroit Tigers	95-67	Fifth place with a record of 63-99, 32.0 games back
2012	Detroit Tigers	88-74	Fifth place with a record of 66-96, 22.0 games back
2013	Detroit Tigers	93-69	Fourth place with a record of 66-96, 27.0 games back
2014	Detroit Tigers	90-72	Fifth place with a record of 70-92, 20.0 games back
2015	Kansas City Royals	95-67	Second place with a record of 83-79, 12.0 games back
2016	Cleveland Indians	94-67	Fifth place with a record of 59-103, 35.5 games back
2017	Cleveland Indians	102-60	Second place with a record of 85-77 earning second Wild Card

\*Season cut short due to work stoppage



# FINAL STANDINGS — 2017

## AMERICAN LEAGUE

<b>EAST DIVISION</b>	<b>WON</b>	<b>LOST</b>	<b>PCT.</b>	<b>GB</b>	<b>HOME</b>	<b>ROAD</b>
X-BOSTON RED SOX	93	69	.574	-	48-33	45-36
Y-NEW YORK YANKEES	91	71	.562	2	51-30	40-41
TAMPA BAY RAYS	80	82	.494	13	42-39	38-43
TORONTO BLUE JAYS	76	86	.469	17	42-39	34-47
BALTIMORE ORIOLES	75	87	.463	18	46-35	29-52

<b>CENTRAL DIVISION</b>	<b>WON</b>	<b>LOST</b>	<b>PCT.</b>	<b>GB</b>	<b>HOME</b>	<b>ROAD</b>
X-CLEVELAND INDIANS	102	60	.630	-	49-32	53-28
Y-MINNESOTA TWINS	85	77	.525	17	41-40	44-37
KANSAS CITY ROYALS	80	82	.494	22	43-38	37-44
CHICAGO WHITE SOX	67	95	.414	35	39-42	28-53
DETROIT TIGERS	64	98	.395	38	34-47	30-51

<b>WEST DIVISION</b>	<b>WON</b>	<b>LOST</b>	<b>PCT.</b>	<b>GB</b>	<b>HOME</b>	<b>ROAD</b>
X-HOUSTON ASTROS	101	61	.623	-	48-33	53-28
LOS ANGELES ANGELS	80	82	.494	21	43-38	37-44
SEATTLE MARINERS	78	84	.481	23	40-41	38-43
TEXAS RANGERS	78	84	.481	23	41-40	37-44
OAKLAND ATHLETICS	75	87	.463	26	46-35	29-52

## NATIONAL LEAGUE

<b>EAST DIVISION</b>	<b>WON</b>	<b>LOST</b>	<b>PCT.</b>	<b>GB</b>	<b>HOME</b>	<b>ROAD</b>
X-WASHINGTON NATIONALS	97	65	.599	-	47-34	50-31
MIAMI MARLINS	77	85	.475	20	42-36	35-49
ATLANTA BRAVES	72	90	.444	25	37-44	35-46
NEW YORK METS	70	92	.432	27	37-44	33-48
PHILADELPHIA PHILLIES	66	96	.407	31	39-42	27-54

<b>CENTRAL DIVISION</b>	<b>WON</b>	<b>LOST</b>	<b>PCT.</b>	<b>GB</b>	<b>HOME</b>	<b>ROAD</b>
X-CHICAGO CUBS	92	70	.568	-	48-33	44-37
MILWAUKEE BREWERS	86	76	.531	6	46-38	40-38
ST. LOUIS CARDINALS	83	79	.512	9	44-37	39-42
PITTSBURGH PIRATES	75	87	.463	17	44-37	31-50
CINCINNATI REDS	68	94	.42	24	39-42	29-52

<b>WEST DIVISION</b>	<b>WON</b>	<b>LOST</b>	<b>PCT.</b>	<b>GB</b>	<b>HOME</b>	<b>ROAD</b>
X-LOS ANGELES DODGERS	104	58	.642	-	57-24	47-34
Y-ARIZONA DIAMONDBACKS	93	69	.574	11	52-29	41-40
Y-COLORADO ROCKIES	87	75	.537	17	46-35	41-40
SAN DIEGO PADRES	71	91	.438	33	43-38	28-53
SAN FRANCISCO GIANTS	64	98	.395	40	38-43	26-55

### 2017 POSTSEASON RESULTS

**AL WILD CARD GAME (1 GM):** New York defeated Minnesota 1-0.

**NL WILD CARD GAME (1 GM):** Arizona defeated Colorado 1-0.

**AL DIVISION SERIES (5 GM SERIES):** Houston defeated Boston, 3 games to 1.

**AL DIVISION SERIES (5 GM SERIES):** New York defeated Cleveland, 3 games to 2.

**NL DIVISION SERIES (5 GM SERIES):** Chicago defeated Washington, 3 games to 2.

**NL DIVISION SERIES (5 GM SERIES):** Los Angeles defeated Arizona, 3 games to 0.

**AL CHAMPIONSHIP SERIES (7 GM SERIES):** Houston defeated New York, 4 games to 3.

**NL CHAMPIONSHIP SERIES (7 GM SERIES):** Los Angeles defeated Chicago, 4 games to 1.

**WORLD SERIES (7 GM SERIES):** Houston defeated Los Angeles, 4 games to 3.



# MISCELLANEOUS BATTING DATA — 2017

## 2017 DESIGNATED HITTERS

PLAYER	AVG	AB	H	2B	3B	HR	RBI	BB	SO	OBP	SLG
Robbie Grossman	.242	223	54	16	1	6	30	31	47	.337	.404
Kennys Vargas	.258	120	31	5	0	5	21	9	37	.310	.425
Eduardo Escobar	.235	68	16	4	0	3	13	7	16	.312	.426
Miguel Sano	.182	88	16	1	0	2	3	13	41	.294	.261
Joe Mauer	.286	49	14	3	0	0	4	8	10	.386	.347
Mitch Garver	.250	12	3	0	1	0	1	2	6	.357	.417
Max Kepler	.500	4	2	0	0	0	0	1	1	.600	.500
Chris Gimenez	1.000	1	1	0	0	1	1	0	0	1.000	4.000
Ehire Adrianza	.000	1	0	0	0	0	0	0	0	.000	.000
Niko Goodrum	.000	3	0	0	0	0	0	0	2	.000	.000
Zack Granite	.000	1	0	0	0	0	0	0	0	.000	.000
Jorge Polanco	.000	5	0	0	0	0	0	2	0	.286	.000
Eddie Rosario	.000	2	0	0	0	0	1	2	1	.500	.000
Danny Santana	-	0	0	0	0	0	0	0	0	-	-
<b>TEAM</b>	<b>.237</b>	<b>577</b>	<b>137</b>	<b>29</b>	<b>2</b>	<b>17</b>	<b>74</b>	<b>75</b>	<b>161</b>	<b>.328</b>	<b>.383</b>

## 2017 PINCH-HITTERS

PLAYER	AVG	AB	H	2B	3B	HR	RBI	BB	SO	OBP	SLG
Kennys Vargas	.364	11	4	0	0	1	4	1	4	.417	.636
Joe Mauer	.750	4	3	1	0	0	0	3	1	.857	1.000
Eduardo Escobar	.222	9	2	0	0	0	1	5	3	.533	.222
Chris Gimenez	.400	5	2	0	0	1	2	1	1	.500	1.000
Robbie Grossman	.200	10	2	1	0	0	1	3	3	.385	.300
Ehire Adrianza	.077	13	1	0	0	0	0	1	1	.143	.077
Jason Castro	.333	3	1	0	0	1	1	0	2	.333	1.333
Niko Goodrum	.333	3	1	0	0	0	0	0	2	.333	.333
Zack Granite	.167	6	1	0	0	0	0	0	0	.167	.167
Danny Santana	.333	3	1	1	0	0	0	0	1	.333	.667
Brian Dozier	.000	1	0	0	0	0	0	0	0	.000	.000
Mitch Garver	.000	5	0	0	0	0	0	0	2	.000	.000
Max Kepler	.000	8	0	0	0	0	1	1	2	.111	.000
Jorge Polanco	.000	2	0	0	0	0	0	0	1	.000	.000
Miguel Sano	.000	4	0	0	0	0	0	0	3	.000	.000
<b>TEAM</b>	<b>.207</b>	<b>87</b>	<b>18</b>	<b>3</b>	<b>0</b>	<b>3</b>	<b>10</b>	<b>15</b>	<b>26</b>	<b>.330</b>	<b>.345</b>

## TWINS ALL-TIME PINCH-HIT LEADERS

PLAYER	PINCH-HITS	YEARS	PLAYER	PINCH-HITS	YEARS
Randy Bush	74	1982-93 (12)	Denny Hocking	25	1993-2003 (11)
Chip Hale	51	1989-96 (5)	Glenn Adams	24	1977-81 (5)
Rich Reese	42	1964-73 (10)	Bob Allison	24	1961-70 (10)
Jose M. Morales	36	1978-80 (3)	Steve Braun	24	1971-76 (6)
Tony Oliva	32	1962-76 (15)	Craig Kusick	24	1973-79 (7)
Frank Kostró	26	1964-65, 67-69 (5)	Rich Rollins	24	1961-68 (8)
Don Mincher	25	1961-66 (6)	Gene Larkin	23	1987-93 (7)

## DID YOU Know?

...that during his career, Kirby Puckett's .318 career batting average was the third-highest among his peers, trailing only Wade Boggs (.333) and Tony Gwynn (.337).



# MISCELLANEOUS FIGURES — 2017

## TWINS AT A GLANCE IN 2017

Record:.....	85-77	Trailing after 7/8 inn.:.....	5-66/3-69
Home Record:.....	41-40	Tied after 7/8 inn.:.....	6-2/2-4
Road Record:.....	44-37	Extra-innings:.....	3-3
Record in series:.....	24-22-6	1-run games:.....	15-18
Series Openers:.....	31-21	Twins out-hit opp.:.....	61-7
Series Finales:.....	27-25	Opp. out-hit Twins:.....	16-67
Rubber Games:.....	6-9	Twins/Opp. have = hits:.....	8-3
Sweeps/Swept:.....	11/5	Run Differential:.....	+27 (815-788)
April:.....	12-11	Twins get Quality Start:.....	52-12
May:.....	14-12	Twins starter goes 6+ IP:.....	55-20
June:.....	14-15	Most games over .500:.....	9, 9/27
July:.....	10-15	Most games under .500:.....	4, last 8/6
August:.....	20-10	Longest win-streak:.....	6, 8/6-11
September/October:.....	15-14	Longest losing-streak:.....	4, 3x, last 6/16-18
Day Games:.....	28-33	When Twins score 4+:.....	75-26
Night Games:.....	57-44	When Twins score 3-:.....	10-51
vs. American League East:.....	15-18	Twins get 10+ hits:.....	48-12
vs. American League Central:.....	41-35	Days in First Place:.....	50
vs. American League West:.....	16-17	Days in Second Place:.....	93
vs. National League:.....	13-7	Days in Third Place:.....	25
Games vs. LH Starter:.....	26-23	Days in Fourth Place:.....	5
Games vs. RH Starter:.....	59-54	Days in Fifth Place:.....	0
Twins score first:.....	52-32	Walk-Off W/L:.....	5/6
Opponent scores first:.....	33-45	Shutouts W/L:.....	11/2
Come-from-behind wins:.....	40	CG's:.....	6, last, Colón, 8/4 vs. TEX
Leading after 7/8 inn.:.....	74-9/80-4	Target Field Sellouts ('17/All-Time):.....	1/160

## TWINS PACESETTERS OF 2017

### BATTING

<b>Average:</b> .....	Mauer, 305	<b>RBI:</b> .....	Dozier, 93	<b>Walks:</b> .....	Dozier, 78
<b>Runs:</b> .....	Dozier, 106	<b>Total Bases:</b> .....	Dozier, 307	<b>Strikeouts:</b> .....	Sanó, 173
<b>Hits:</b> .....	Dozier, 167	<b>Slugging Pct.:</b> .....	Rosario, .507	<b>Fewest SO:</b> .....	Polanco (488 AB), 78
<b>Bunt Hits:</b> .....	Buxton, 11	<b>On-Base Pct.:</b> .....	Mauer, .384	<b>GDP:</b> .....	Mauer, 17
<b>Singles:</b> .....	Mauer, 116	<b>Games:</b> .....	Dozier, 152	<b>Fewest GDP:</b> .....	Buxton (462 PA), 1
<b>Doubles:</b> .....	Mauer, 36	<b>At-Bats:</b> .....	Dozier, 617	<b>Sacrifice Bunts:</b> .....	Polanco, 7
<b>Triples:</b> .....	Buxton, 6	<b>Stolen Bases:</b> .....	Buxton, 29	<b>Sacrifice Flies:</b> .....	Rosario, 8
<b>Home runs:</b> .....	Dozier, 34	<b>SB Pct.:</b> .....	Buxton, 96.7 (29-30)	<b>Hit-by-Pitch:</b> .....	Dozier, 8

### PITCHING

<b>ERA:</b> .....	E. Santana, 3.28	<b>Shutouts:</b> .....	E. Santana, 3	<b>Earned Runs:</b> .....	Gibson, 89
<b>Wins:</b> .....	E. Santana, 16	<b>Innings Pitched:</b> .....	E. Santana, 211.1	<b>Walks:</b> .....	E. Santana, 61
<b>Win Percentage:</b> .....	E. Santana, .667	<b>Relief Appearances:</b> .....	Rogers, 69	<b>Intentional Walks:</b> .....	Belisle, 6
<b>Losses:</b> .....	Gibson, 10	<b>Games Finished:</b> .....	Kintzler, 41	<b>Strikeouts:</b> .....	E. Santana, 167
<b>Saves:</b> .....	Kintzler, 28	<b>Hits:</b> .....	Gibson, 182	<b>Hit Batsmen:</b> .....	Berrios, 13
<b>Games:</b> .....	Rogers, 69	<b>BA Against:</b> .....	E. Santana, .225	<b>Wild Pitches:</b> .....	E. Santana, 12
<b>Games Started:</b> .....	E. Santana, 33	<b>Home Runs:</b> .....	E. Santana, 31	<b>Balks:</b> .....	Mejía, 2
<b>Complete Games:</b> .....	E. Santana, 5	<b>Runs:</b> .....	Gibson, 93	<b>Pickoffs:</b> .....	Gibson, 2

Hitting qualifications based on minimum of 200 at-bats

## DID YOU Know?

...the longest home run ever hit by a Twin was estimated at 520 feet. Harmon Killebrew crushed the three-run blast off California righty Lew Burdette, which landed in the sixth row of the upper deck at Metropolitan Stadium on June 3, 1967. The ball cracked the seat, and was later painted orange to commemorate the event. The seat is now located in the Mall of America — the former site of "Met" Stadium — bolted to a wall in the amusement park, marking the height and position where the ball would have landed in the upper deck.





**OPPONENTS**



# MAJOR LEAGUE BASEBALL



**Rob Manfred succeeded Bud Selig as Commissioner on January 25, 2015.**

245 Park Avenue  
New York, NY 10167  
(212) 931-7800  
FAX: (212) 949-5654  
www.MLB.com



## OFFICE OF THE COMMISSIONER

### EXECUTIVES

Rob Manfred	Commissioner of Baseball
Allan H. (Bud) Selig	Commissioner Emeritus
Bob Bowman	President, Business & Media
Pat Courtney	Chief Communications Officer
Dan Halem	Chief Legal Officer
Jonathan Mariner	Chief Investment Officer
Tony Petitti	Chief Operating Officer
Bob Starkey	Chief Financial Officer & Senior Advisor
Joe Torre	Chief Baseball Officer

### BASEBALL OPERATIONS

Kim Ng	Senior Vice President, Baseball Operations
Peter Woodfork	Senior Vice President, Baseball Operations
Joe Garagiola, Jr.	Senior Vice President, Standards & On-Field Operations
Roy Krasik	Senior Director, Major League Operations
Chris Haydock	Director, International Baseball Operations
Justin Klemm	Director, Instant Replay
Mark Letendre	Director, Umpire Medical Services
Randy Marsh	Director, Major League Umpires
Matt McKendry	Director, Umpire Administration
Rafael Perez	Director, Dominican Operations
Jeff Pfeifer	Director, Baseball Operations
Rich Rieker	Director, Umpire Development

### PUBLIC RELATIONS

**(212) 931-7878 • FAX (212) 949-5654**

Matt Bourne	Vice President, Business Communications
Michael Teevan	Vice President, Communications
John Blundell	Vice President, Communications
Jeff Heckelman	Director, Business Public Relations
Dan Queen	Director, Business Communications
Donald Muller	Director, Communications
Steven Arocho	Director, Business Communications
Lydia Devlin	Specialist, Communications
David Hochman	Specialist, Business Communications
Jennifer Zudonyi	Manager, Business Communications
Sarah Leer	Coordinator, Business Communications
Ginger Dillon	Executive Assistant, Communications
John Thorn	Official Historian

### CLUB RELATIONS

Paul Koehler	Administrator, Club Relations
Angie Cintron	Senior Administrative Assistant, Club Relations
Ana Cruz	Administrative Assistant, Club Relations

### CLUB RELATIONS & SCHEDULING

Bennett Shields	Senior Coordinator, Scheduling & Club Relations
-----------------	---

### BROADCASTING

Chris Tully	Senior Vice President, Broadcasting
Bernadette McDonald	Vice President, Broadcast Operations
Susanne Hilgefort	Senior Director, Broadcasting Business Affairs
Chuck Torres	Director, Broadcasting Administration & Operations
Dewey Gong	Manager, Broadcasting
Pamela Brumley	Senior Administrative Assistant





# BALTIMORE ORIOLES

333 West Camden St., Baltimore, MD 21201  
1-888-848-BIRD, P.R. FAX: (410) 547-6272

Stadium (Capacity)..... Oriole Park at Camden Yards (45,971)  
Dimensions (L-C-R)..... 333-400-318

Chairman of the Board/CEO..... Peter Angelos  
Executive Vice President, Baseball Operations..... Dan Duquette  
Field Manager..... Buck Showalter  
Director, Public Relations..... Kristen Hudak  
Manager, Media Relations..... Jim Misudek

2017 Record..... 75-87, fifth place AL East

### 2017 Twins vs. Baltimore

5/22..... at BAL..... W..... 14-7	7/6..... BAL..... W..... 6-4
5/23..... at BAL..... W..... 2-0	7/7..... BAL..... W..... 9-6
5/24..... at BAL..... W..... 4-3	7/8..... BAL..... L..... 1-5
	7/9..... BAL..... L..... 5-11

Last Minnesota Sweep..... at BAL  
3-Game..... July 6-8, 2015..... May 22-24, 2017  
4-Game..... Never..... August 20-23, 2015

Last Baltimore Sweep..... at MIN..... at BAL  
3-Game..... September 7-9, 1999..... April 4-7, 2016  
4-Game..... August 22-25, 2011..... July 1-3, 1966

### SERIES RESULTS, LAST 20 YEARS

YEAR	HOME	ROAD	TOTALS
1998	2-3	1-4	3-7
1999	0-3	1-5	1-8
2000	2-4	1-2	3-6
2001	2-1	1-2	3-3
2002	1-2	0-3	1-5
2003	2-1	2-2	4-3
2004	1-2	4-2	5-4
2005	2-1	1-2	3-3
2006	2-1	4-2	6-3
2007	3-0	4-0	7-0
2008	1-2	2-1	3-3
2009	2-1	0-2	2-3
2010	2-2	3-1	5-3
2011	0-4	2-2	2-6
2012	2-2	0-3	2-5
2013	1-2	2-1	3-3
2014	2-1	1-3	3-4
2015	3-0	4-0	7-0
2016	1-2	0-3	1-5
2017	2-2	3-0	5-2
<b>ALL-TIME</b>	<b>154-156</b>	<b>135-175</b>	<b>289-331</b>

### Won-Lost Record at Stadium

Metropolitan Stadium (1961-1981)..... 68-77  
Metrodome (1982-2009)..... 73-64  
Target Field (2010-present)..... 13-15  
Memorial Stadium (1961-1991)..... 88-117  
Oriole Park/Camden Yards (1992-present)..... 47-58

OPPONENTS



4 Yawkey Way, Boston, MA 02215  
(617) 226-6000, P.R. FAX: (617) 226-6613

Stadium (Capacity)..... Fenway Park (37,755 - Night, 37,305 - Day)  
Dimensions (L-C-R)..... 310-390-302

Principal Owner..... John Henry  
Chairman..... Thomas C. Werner  
President/CEO..... Sam Kennedy  
President, Baseball Operations..... Dave Dombrowski  
Field Manager..... Alex Cora  
Senior Director, Media Relations..... Kevin Gregg  
Senior Manager, Media Relations..... Abby Murphy  
Manager, Media Relations & Baseball Information..... Justin Long

2017 Record..... 93-69, first place AL East

### 2017 Twins vs. Boston

5/5..... BOS..... W..... 4-3	6/26..... at BOS..... L..... 1-4
5/6..... BOS..... L..... 1-11	6/27..... at BOS..... L..... 2-9
5/7..... BOS..... L..... 6-17	6/28..... at BOS..... W..... 4-1
	6/29..... at BOS..... L..... 3-6

Last Minnesota Sweep..... at BOS  
3-Game..... May 25-27, 2015..... June 13-15, 1994  
4-Game..... August 1-4, 1966..... July 18-21, 1991

Last Boston Sweep..... at MIN..... at BOS  
3-Game..... May 17-19, 2013..... June 16-18, 2014  
4-Game..... July 3-6, 2000..... August 14-17, 1997

### SERIES RESULTS, LAST 20 YEARS

YEAR	HOME	ROAD	TOTALS
1998	3-2	3-3	6-5
1999	3-3	1-3	4-6
2000	0-4	2-4	2-8
2001	2-1	1-2	3-3
2002	2-1	1-2	3-3
2003	2-1	2-1	4-2
2004	2-1	2-1	4-2
2005	2-1	0-3	2-4
2006	3-0	2-1	5-1
2007	1-2	2-2	3-4
2008	3-1	0-3	3-4
2009	2-2	0-2	2-4
2010	2-1	0-2	2-3
2011	1-2	1-3	2-5
2012	0-3	3-1	3-4
2013	0-3	3-1	3-4
2014	2-1	0-3	2-4
2015	3-0	2-2	5-2
2016	1-2	2-2	3-4
2017	1-2	1-3	2-5
<b>ALL-TIME</b>	<b>177-130</b>	<b>131-179</b>	<b>308-309</b>

### Won-Lost Record at Stadium

Metropolitan Stadium (1961-1981)..... 87-58  
Metrodome (1982-2009)..... 80-58  
Target Field (2010-present)..... 10-14  
Fenway Park (1961-present)..... 131-179





# CHICAGO WHITE SOX

333 West 35th St., Chicago, IL 60616  
(312) 674-1000, P.R. FAX: (312) 674-5847

## SERIES RESULTS, LAST 20 YEARS

YEAR	HOME	ROAD	TOTALS
1998	3-3	3-3	6-6
1999	2-4	1-4-1	3-8-1
2000	2-4	3-3	5-7
2001	7-2	7-3	14-5
2002	7-3	4-5	11-8
2003	7-2	3-7	10-9
2004	4-6	6-3	10-9
2005	3-6	4-5	7-11
2006	5-5	5-4	10-9
2007	5-4	4-5	9-9
2008	8-1	2-8	10-9
2009	7-2	5-4	12-6
2010	6-3	7-2	13-5
2011	3-6	6-3	9-9
2012	2-7	2-7	4-14
2013	5-5	6-3	11-8
2014	6-4	4-5	10-9
2015	8-2	5-4	13-6
2016	4-6	3-6	7-12
2017	6-3	6-4	12-7
<b>ALL-TIME</b>	<b>255-195-2</b>	<b>218-230-1</b>	<b>473-425-3</b>

Stadium (Capacity)..... Guaranteed Rate Field (40,615)  
Dimensions (L-C-R)..... 330-400-335

Chairman..... Jerry Reinsdorf  
Senior Vice President, General Manager..... Rick Hahn  
Field Manager..... Rick Renteria  
Senior Director, Media Relations..... Bob Beghtol  
Assistant Director, Media Relations..... Ray Garcia

2017 Record..... 67-95, fourth place AL Central

### 2017 Twins vs. Chicago

4/7..... at CWS..... W..... 3-1	6/22..... CWS..... L..... 0-9
4/8..... at CWS..... L..... 2-6	8/21 (1). at CWS..... L..... 6-7
4/9..... at CWS..... W..... 4-1	8/21 (2). at CWS..... W..... 10-2
4/14..... CWS..... L..... 1-2	8/22..... at CWS..... W..... 4-1
4/15..... CWS..... W..... 6-0	8/23..... at CWS..... L..... 3-4
4/16..... CWS..... L..... 1-3	8/24..... at CWS..... L..... 1-5
5/9..... at CWS..... W..... 7-2	8/29..... CWS..... W..... 6-4
5/11..... at CWS..... W..... 7-6	8/30..... CWS..... W..... 11-1
6/20..... CWS..... W..... 9-7	8/31..... CWS..... W..... 5-4
6/21..... CWS..... W..... 4-2	

Last Minnesota Sweep..... at MIN..... at CWS  
3-Game..... August 29-31, 2017..... September 14-16, 2010  
4-Game..... April 30-May 3, 2015..... June 22-24, 1979  
Last Chicago Sweep..... at MIN..... at CWS  
3-Game..... April 11-14, 2016..... May 6-8, 2016  
4-Game..... Never..... June 6-9, 2008

### Won-Lost Record at Stadium

Metropolitan Stadium (1961-1981)..... 101-70-2  
Metrodome (1982-2009)..... 114-89  
Target Field (2010-present)..... 40-36  
Comiskey Park (1961-1990)..... 117-114  
Milwaukee County Stadium (1968-1969)..... 2-0  
Guaranteed Rate Field (1991-present)..... 99-116-1



# CLEVELAND INDIANS

2401 Ontario St., Cleveland, OH 44115  
(216) 420-4200, P.R. FAX: (216) 420-4430

## SERIES RESULTS, LAST 20 YEARS

YEAR	HOME	ROAD	TOTALS
1998	4-2	2-4	6-6
1999	1-5	2-4	3-9
2000	4-2	4-3	8-5
2001	3-7	2-7	5-14
2002	7-2	4-6	11-8
2003	4-6	6-3	10-9
2004	7-2	5-5	12-7
2005	5-4	4-6	9-10
2006	6-3	5-5	11-8
2007	2-7	2-7	4-14
2008	7-2	3-6	10-8
2009	6-3	4-5	10-8
2010	6-3	6-3	12-6
2011	4-5	3-6	7-11
2012	6-3	6-3	12-6
2013	3-7	3-6	6-13
2014	4-5	4-6	8-11
2015	6-3	6-4	12-7
2016	4-5	5-5	9-10
2017	1-9	6-3	7-12
<b>ALL-TIME</b>	<b>218-199-1</b>	<b>185-231</b>	<b>403-430-1</b>

Stadium (Capacity)..... Progressive Field (35,041)  
Dimensions (L-C-R)..... 325-405-325

Chairman & Chief Executive Officer..... Paul J. Dolan  
President, Baseball Operations..... Chris Antonetti  
General Manager..... Mike Chernoff  
Field Manager..... Terry Francona  
Director, Baseball Information..... Bart Swain  
Assistant Director, Baseball Information..... Court Berry-Tripp

2017 Record..... 102-60, first place AL Central

### 2017 Twins vs. Cleveland

4/17..... CLE..... L..... 1-3	6/23..... at CLE..... W..... 5-0
4/18..... CLE..... L..... 4-11	6/24..... at CLE..... W..... 4-2
4/20..... CLE..... L..... 7-8	6/25..... at CLE..... W..... 4-0
5/12..... at CLE..... W..... 1-0	7/15..... CLE..... L..... 1-8
5/13..... at CLE..... W..... 4-1	7/17 (1). CLE..... L..... 3-9
5/14..... at CLE..... L..... 3-8	7/17 (2). CLE..... W..... 4-2
6/16..... CLE..... L..... 1-8	9/26..... at CLE..... W..... 8-6
6/17 (1). CLE..... L..... 3-9	9/27..... at CLE..... L..... 2-4
6/17 (2). CLE..... L..... 2-6	9/28..... at CLE..... L..... 2-5
6/18..... CLE..... L..... 2-5	

Last Minnesota Sweep..... at MIN..... at CLE  
3-Game..... July 27-29, 2012..... June 23-25, 2017  
4-Game..... June 7-10, 1991..... Never  
Last Cleveland Sweep..... at MIN..... at CLE  
3-Game..... April 17-20, 2017..... August 29-31, 2016  
4-Game..... June 16-18, 2017..... April 8-11, 2002

### Won-Lost Record at Stadium

Metropolitan Stadium (1961-1981)..... 75-70-1  
Metrodome (1982-2009)..... 109-89  
Target Field (2010-present)..... 34-40  
Cleveland Stadium (1961-1993)..... 96-116  
Progressive Field (1994-present)..... 89-115





# DETROIT TIGERS

2100 Woodward Ave., Detroit, MI 48201  
(313) 471-2000, P.R. FAX: (313) 471-2138

## SERIES RESULTS, LAST 20 YEARS

**Stadium (Capacity)**..... Comerica Park (41,083)  
**Dimensions (L-C-R)**..... 345-420-330

**President & CEO, Iltich Holdings, Inc.**..... Christopher Iltich  
**Executive VP, Baseball Operations/General Manager**..... Al Avila  
**Field Manager**..... Ron Gardenhire  
**Vice President, Communications**..... Ron Colangelo  
**Director, Media Relations**..... Chad Crunk

**2017 Record**..... 64-98, fifth place AL Central

### 2017 Twins vs. Detroit

4/11 ..... at DET ..... L ..... 1-2	8/12 ..... at DET ..... L ..... 11-12
4/12 ..... at DET ..... L ..... 3-5	8/13 ..... at DET ..... W ..... 6-4
4/13 ..... at DET ..... W ..... 11-5	9/21 ..... at DET ..... W ..... 12-1
4/21 ..... DET ..... W ..... 6-3	9/22 ..... at DET ..... W ..... 7-3
4/22 ..... DET ..... L ..... 4-5	9/23 ..... at DET ..... W ..... 10-4
4/23 ..... DET ..... L ..... 4-13	9/24 ..... at DET ..... W ..... 10-4
7/21 ..... DET ..... L ..... 3-6	9/29 ..... DET ..... W ..... 6-3
7/22 ..... DET ..... W ..... 6-5	9/30 ..... DET ..... L ..... 2-1
7/23 ..... DET ..... L ..... 6-9	10/1 ..... DET ..... W ..... 5-1
8/11 ..... at DET ..... W ..... 9-4	

**Last Minnesota Sweep** ..... **at MIN** ..... **at DET**  
3-Game ..... May 3-5, 2010 ..... August 8-10, 2003  
4-Game ..... Never ..... September 21-24, 2017

**Last Detroit Sweep** ..... **at MIN** ..... **at DET**  
3-Game ..... September 20-22, 2016 ..... May 16-18, 2016  
4-Game ..... Never ..... May 27-29, 1983

YEAR	HOME	ROAD	TOTALS
1998	2-4	2-4	4-8
1999	2-4	4-2	6-6
2000	4-3	2-4	6-7
2001	8-1	7-3	15-4
2002	9-1	5-3	14-4
2003	8-1	7-3	15-4
2004	5-5	7-2	12-7
2005	7-2	4-6	11-8
2006	6-4	2-7	8-11
2007	1-8	5-4	6-12
2008	6-3	5-4	11-7
2009	8-2	4-5	12-7
2010	7-2	2-7	9-9
2011	2-7	2-7	4-14
2012	2-7	6-3	8-10
2013	4-5	4-6	8-11
2014	5-4	5-5	10-9
2015	5-5	3-6	8-11
2016	0-9	4-6	4-15
2017	8-5	7-3	15-8
<b>ALL-TIME</b>	<b>228-194</b>	<b>208-209-1</b>	<b>436-403-1</b>

### Won-Lost Record at Stadium

Metropolitan Stadium (1961-1981)..... 81-67  
Metrodome (1982-2009)..... 114-83  
Target Field (2010-present)..... 29-44  
Tiger Stadium (1961-1999)..... 127-125-1  
Comerica Park (2000-present)..... 85-84

OPPONENTS



P.O. Box 288, Houston, TX 77001-0288  
(713) 259-8900, P.R. FAX: (713) 259-8032

# HOUSTON ASTROS

## ALL-TIME SERIES RESULTS

**Stadium (Capacity)**..... Minute Maid Park (41,168)  
**Dimensions (L-C-R)**..... 315-409-326

**Owner and Chairman**..... Jim Crane  
**President, Business Operations**..... Reid Ryan  
**General Manager**..... Jeff Luhnow  
**Field Manager**..... A.J. Hinch  
**Vice President, Communications**..... Gene Dias  
**Senior Managers, Communications**..... Steve Grande/Dena Propis

**2017 Record**..... 101-61, first place AL West

### 2017 Twins vs. Houston

5/29 ..... HOU ..... L ..... 8-16	7/14 ..... at HOU ..... L ..... 5-10
5/30 ..... HOU ..... L ..... 2-7	7/15 ..... at HOU ..... W ..... 4-2
5/31 ..... HOU ..... L ..... 6-17	7/16 ..... at HOU ..... L ..... 3-5

**Last Minnesota Sweep** ..... **at MIN** ..... **at HOU**  
3-Game ..... August 2-4, 2013 ..... Never  
4-Game ..... Never ..... Never

**Last Houston Sweep** ..... **at MIN** ..... **at HOU**  
3-Game ..... May 29-31, 2017 ..... Never  
4-Game ..... Never ..... Never

YEAR	HOME	ROAD	TOTALS
1997	--	2-1	2-1
1998	--	1-1	1-1
1999	1-2	--	1-2
2000	--	2-1	2-1
2001	2-1	--	2-1
2006	--	2-1	2-1
2009	1-2	--	1-2
2013	3-0	2-1	5-1
2014	1-2	2-1	3-3
2015	2-1	1-2	3-3
2016	1-3	1-2	2-5
2017	0-3	1-2	1-5
<b>ALL-TIME</b>	<b>11-14</b>	<b>14-12</b>	<b>25-26</b>

### Won-Lost Record at Stadium

Metrodome (1999-2009)..... 4-5  
Target Field (2013-present)..... 7-9  
Astrodome (1997-2000)..... 5-3  
Minute Maid Park (2006-present)..... 9-9





# KANSAS CITY ROYALS

One Royal Way, Kansas City, MO 64129  
(816) 921-8000, P.R. FAX: (816) 921-5775

Stadium (Capacity).....Kauffman Stadium (37,903)  
Dimensions (L-C-R).....330-410-330

Owner/Chief Executive Officer.....David Glass  
President.....Dan Glass  
Senior Vice President, Baseball Operations/General Manager.....Dayton Moore  
Field Manager.....Ned Yost  
Vice President, Communications & Broadcasting.....Mike Swanson  
Assistant Director, Communications.....Mike Cummings

2017 Record.....80-82, third place AL Central

### 2017 Twins vs. Kansas City

4/3.....KC.....W.....7-1	7/1 (2).....at KC.....W.....10-5
4/5.....KC.....W.....9-1	7/2.....at KC.....L.....2-6
4/6.....KC.....W.....5-3	9/1.....KC.....L.....6-7
4/28.....at KC.....W.....6-4	9/2.....KC.....W.....17-0
4/30.....at KC.....W.....7-5	9/3.....KC.....L.....4-5
5/19.....KC.....W.....4-3	9/7.....at KC.....W.....4-2
5/21 (1).....KC.....L.....4-6	9/8.....at KC.....W.....8-5
5/21 (2).....KC.....W.....8-4	9/9.....at KC.....L.....2-5
6/30.....at KC.....L.....1-8	9/10.....at KC.....L.....3-11
7/1 (1).....at KC.....L.....6-11	

Last Minnesota Sweep at MIN at KC  
3-Game April 3-6, 2017 July 26-28, 2010  
4-Game June 29-July 2, 1970 June 2-5, 2011

Last Kansas City Sweep at MIN at KC  
3-Game October 2-4, 2015 April 8-10, 2016  
4-Game May 7-10, 1999 August 18-21, 2016

### SERIES RESULTS, LAST 20 YEARS

YEAR	HOME	ROAD	TOTALS
1998	1-5	4-2	5-7
1999	3-4	5-1	8-5
2000	4-2	1-5	5-7
2001	7-3	6-3	13-6
2002	6-3	8-2	14-5
2003	5-5	3-6	8-11
2004	8-1	4-6	12-7
2005	6-3	7-3	13-6
2006	5-4	7-3	12-7
2007	5-4	4-5	9-9
2008	5-4	7-2	12-6
2009	5-4	7-2	12-6
2010	7-2	6-3	13-5
2011	6-3	4-5	10-8
2012	5-4	6-3	11-7
2013	2-8	2-7	4-15
2014	5-5	3-6	8-11
2015	2-7	5-5	7-12
2016	3-6	1-9	4-15
2017	6-3	5-5	11-8
<b>ALL-TIME</b>	<b>208-175</b>	<b>187-201</b>	<b>395-376</b>

### Won-Lost Record at Stadium

Metropolitan Stadium (1969-1981).....59-47  
Metrodome (1982-2009).....113-90  
Target Field (2010-present).....36-38  
Municipal Stadium (1969-1972).....17-19  
Kauffman Stadium (1973-present).....170-182



2000 Gene Autry Way, Anaheim, CA 92806  
(714) 940-2000, P.R. FAX: (714) 940-2205

Stadium (Capacity).....Angel Stadium of Anaheim (45,477)  
Dimensions (L-C-R).....347-396-348

Owners.....Arte & Carole Moreno  
President.....John Carpino  
General Manager.....Billy Eppler  
Field Manager.....Mike Scioscia  
Vice President, Communications.....Tim Mead  
Director, Communications.....Eric Kay

2017 Record.....80-82, second place AL West

### 2017 Twins vs. Los Angeles

6/1.....at LAA.....W.....4-2	7/3.....LAA.....W.....9-5
6/2.....at LAA.....W.....11-5	7/4.....LAA.....W.....5-4
6/3.....at LAA.....L.....2-7	7/5.....LAA.....L.....1-2
6/4.....at LAA.....W.....3-2	

Last Minnesota Sweep at MIN at LAA  
3-Game April 15-17, 2016 August 6-8, 1996  
4-Game September 27-30, 1993 September 22-25, 1988

Last Los Angeles Sweep at MIN at LAA  
3-Game July 31-August 2, 2009 June 24-26, 2014  
4-Game September 4-7, 2014 Never

### SERIES RESULTS, LAST 20 YEARS

YEAR	HOME	ROAD	TOTALS
1998	2-4	3-2	5-6
1999	1-3	3-3	4-6
2000	1-5	2-2	3-7
2001	2-1	4-2	6-3
2002	3-3	2-1	5-4
2003	2-1	2-4	4-5
2004	3-3	1-2	4-5
2005	3-4	1-2	4-6
2006	1-2	1-2	2-4
2007	2-1	1-5	3-6
2008	1-3	2-2	3-5
2009	3-3	1-3	4-6
2010	2-1	3-1	5-2
2011	1-2	2-4	3-6
2012	3-3	0-3	3-6
2013	3-0	2-1	5-1
2014	0-4	0-3	0-7
2015	1-3	1-2	2-5
2016	3-0	1-2	4-2
2017	2-1	3-1	5-2
<b>ALL-TIME</b>	<b>173-185</b>	<b>169-185</b>	<b>342-370</b>

### Won-Lost Record at Stadium

Metropolitan Stadium (1961-1981).....83-89  
Metrodome (1982-2009).....75-82  
Target Field (2010-present).....13-13  
Wrigley Field (1961).....4-5  
Dodger Stadium (1962-1965).....19-17  
Angel Stadium (1966-present).....143-162





# NEW YORK YANKEES

One East 161st St., Bronx, NY 10451  
(718) 293-4300, P.R.: (718) 579-4460

Stadium (Capacity).....Yankee Stadium (49,469)  
Dimensions (L-C-R).....318-408-314

Managing General Partner/Co-Chairperson.....Hal Z. Steinbrenner  
General Partner/Co-Chairperson.....Hank G. Steinbrenner  
President.....Randy Levine  
Senior Vice President/General Manager.....Brian Cashman  
Field Manager.....Aaron Boone  
Vice President, Communications & Media Relations.....Jason Zillo  
Assistant Director, Baseball Information & Public Communications.....Michael Margolis

2017 Record.....91-71, second place AL East (Wild Card)

### 2017 Twins vs. New York

7/17.....NY Yankees.....W.....4-2  
7/18.....NY Yankees.....L.....3-6  
7/19.....NY Yankees.....W.....6-1  
9/18.....at NY Yankees.....L.....1-2  
9/19.....at NY Yankees.....L.....2-5  
9/20.....at NY Yankees.....L.....3-11

Last Minnesota Sweep.....at MIN.....at NY Yankees  
3-Game.....September 6-8, 1991.....August 9-11, 1968  
4-Game.....July 3-5, 1967.....Never

Last New York Sweep.....at MIN.....at NY Yankees  
3-Game.....July 7-9, 2009.....September 18-20, 2017  
4-Game.....July 1-4, 2013.....May 15-18, 2009

### SERIES RESULTS, LAST 20 YEARS

YEAR	HOME	ROAD	TOTALS
1998	3-2	1-5	4-7
1999	2-4	2-2	4-6
2000	2-2	3-3	5-5
2001	2-1	2-1	4-2
2002	0-3	0-3	0-6
2003	0-4	0-3	0-7
2004	2-1	0-3	2-4
2005	2-1	1-2	3-3
2006	2-1	1-2	3-3
2007	1-2	1-3	2-5
2008	4-3	0-3	4-6
2009	0-3	0-4	0-7
2010	1-2	1-2	2-4
2011	1-3	1-3	2-6
2012	1-2	2-2	3-4
2013	0-4	2-1	2-5
2014	1-3	2-1	3-4
2015	1-2	0-3	1-5
2016	1-3	1-2	2-5
2017	2-1	0-3	2-4
<b>ALL-TIME</b>	<b>139-173</b>	<b>116-187-1</b>	<b>255-360-1</b>

### Won-Lost Record at Stadium

Metropolitan Stadium (1961-1981).....69-77  
Metrodome (1982-2009).....64-77  
Target Field (2010-present).....8-20  
Yankee Stadium I (1961-73;76-08).....103-159-1  
Shea Stadium (1974-1975).....4-7  
Yankee Stadium II (2009-present).....9-21

OPPONENTS



7000 Coliseum Way, Oakland, CA 94621  
(510) 638-4900, P.R. FAX: (510) 562-1633

Stadium (Capacity).....Oakland Coliseum (48,592)  
Dimensions (L-C-R).....330-400-330

Owner/Managing Partner.....John Fisher  
President.....David Kaval  
Executive Vice President, Baseball Operations.....Billy Beane  
General Manager.....David Forst  
Field Manager.....Bob Melvin  
Director, Baseball Communications.....Fernando Alcala

2017 Record.....75-87, fifth place AL West

### 2017 Twins vs. Oakland

5/2.....OAK.....W.....9-1  
5/3.....OAK.....W.....7-4  
5/4.....OAK.....L.....5-8  
7/28.....at OAK.....W.....6-3  
7/29.....at OAK.....L.....4-5  
7/30.....at OAK.....L.....5-6

Last Minnesota Sweep.....at MIN.....at OAK  
3-Game.....May 28-30, 2012.....July 18-20, 1997  
4-Game.....July 12-15, 2007.....August 13-15, 1993

Last Oakland Sweep.....at MIN.....at OAK  
3-Game.....April 7-10, 2014.....May 30-June 1, 2016  
4-Game.....April 9-12, 1981.....September 19-22, 2013

### SERIES RESULTS, LAST 20 YEARS

YEAR	HOME	ROAD	TOTALS
1998	1-4	3-3	4-7
1999	5-1	2-4	7-5
2000	1-5	4-2	5-7
2001	3-3	2-1	5-4
2002	1-2	2-4	3-6
2003	6-0	2-1	8-1
2004	1-3	1-2	2-5
2005	1-3	3-3	4-6
2006	5-1	1-3	6-4
2007	4-0	1-2	5-2
2008	2-1	3-4	5-5
2009	1-2	3-4	4-6
2010	4-2	2-1	6-3
2011	1-2	3-2	4-4
2012	3-3	1-2	4-5
2013	1-2	0-4	1-6
2014	0-3	1-3	1-6
2015	3-1	1-2	4-3
2016	2-1	0-3	2-4
2017	2-1	1-2	3-3
<b>ALL-TIME*</b>	<b>171-132</b>	<b>129-168</b>	<b>300-300</b>

\*excludes 1961-1967 vs. Kansas City Athletics

### Won-Lost Record at Stadium

Metropolitan Stadium (1968-1981).....69-46  
Metrodome (1982-2009).....86-71  
Target Field (2010-present).....16-15  
Oakland Coliseum (1968-present).....129-168













# ARIZONA DIAMONDBACKS

401 East Jefferson St., Phoenix, AZ 85004  
(602) 462-6500, P.R. FAX: (602) 462-6600

Stadium (Capacity)..... Chase Field (48,618)  
Dimensions (L-C-R)..... 330-407-335

Managing General Partner..... Ken Kendrick  
President & Chief Executive Officer..... Derrick Hall  
Executive Vice President & General Manager..... Mike Hazen  
Field Manager..... Torey Lovullo  
Senior Vice President, Content & Communications..... Josh Rawitch  
Senior Director, Player and Media Relations..... Casey Wilcox  
Senior Manager, Player and Media Relations..... Pat O'Connell

2017 Record.....93-69, second place NL West (Wild Card)

2017 Twins vs. Arizona  
8/18.....ARI.....W.....10-3  
8/19.....ARI.....W.....5-0  
8/20.....ARI.....W.....12-5

Last Minnesota Sweep..... at MIN..... at ARI  
2-Game..... Never..... Never  
3-Game..... August 18-20, 2017..... Never

Last Arizona Sweep..... at MIN..... at ARI  
2-Game..... Never..... Never  
3-Game..... Never..... May 20-22, 2011

## ALL-TIME SERIES RESULTS

YEAR	HOME	ROAD	TOTALS
2003	1-2	--	1-2
2004	--	2-1	2-1
2005	--	2-1	2-1
2008	3-0	--	3-0
2011	--	0-3	0-3
2014	2-1	--	2-1
2017	3-0	--	3-0
<b>ALL-TIME</b>	<b>9-3</b>	<b>4-5</b>	<b>13-8</b>

### Won-Lost Record at Stadium

Metrodome (2003-2008)..... 4-2  
Target Field (2014-present)..... 5-1  
Chase Field (2004-present)..... 4-5



# ATLANTA BRAVES

755 Battery Avenue, SE, Atlanta, GA 30339-3017  
(404) 614-1463, P.R. FAX: (404) 614-1391

Stadium (Capacity)..... SunTrust Park (41,084)  
Dimensions (L-C-R)..... 335-400-325

Chairman & CEO..... Terence F. McGuirk  
Vice Chairman..... John Schuerholz  
Executive Vice President/General Manager..... Alex Anthopoulos  
Field Manager..... Brian Snitker  
Senior Director, Media Relations..... Brad Hainje  
Senior Manager, Media Relations..... Adrienne Midgley

2017 Record..... 72-90, third place NL East

2017 Twins vs. Atlanta  
None

Last Minnesota Sweep..... at MIN..... at ATL  
2-Game..... Never..... August 16-17, 2016  
3-Game..... June 12-14, 2007..... Never

Last Atlanta Sweep..... at MIN..... at ATL  
2-Game..... July 26-27, 2016..... Never  
3-Game..... Never..... May 20-22, 2013

## ALL-TIME SERIES RESULTS

YEAR	HOME	ROAD	TOTALS
2002	1-2	--	1-2
2007	3-0	--	3-0
2010	1-2	--	1-2
2013	--	0-3	0-3
2016	0-2	2-0	2-2
<b>ALL-TIME</b>	<b>5-6</b>	<b>2-3</b>	<b>7-9</b>

### Won-Lost Record at Stadium

Metrodome (2002-07)..... 4-2  
Target Field (2010-present)..... 1-4  
Turner Field (2013-16)..... 2-3





1060 West Addison St., Chicago, IL 60613-4397  
(773) 404-2827, P.R. FAX: (773) 404-4129

Stadium (Capacity).....Wrigley Field (41,268)  
Dimensions (L-C-R).....355-400-353

Chairman.....Tom Ricketts  
President, Baseball Operations.....Theo Epstein  
Executive Vice President, General Manager.....Jed Hoyer  
Field Manager.....Joe Maddon  
Director, Media Relations.....Peter Chase  
Assistant Director, Media Relations.....Jason Carr

2017 Record.....92-70, first place NL Central

2017 Twins vs. Chicago  
None

Last Minnesota Sweep at CHC  
2-Game Never Never  
3-Game June 23-25, 2006 Never

Last Chicago Sweep at CHC  
2-Game Never Never  
3-Game Never June 15-17, 2001

# CHICAGO CUBS

## ALL-TIME SERIES RESULTS

YEAR	HOME	ROAD	TOTALS
1997	--	1-2	1-2
1998	2-1	--	2-1
1999	--	1-2	1-2
2000	1-2	--	1-2
2001	--	0-3	0-3
2006	3-0	--	3-0
2009	--	2-1	2-1
2012	2-1	--	2-1
2015	1-2	--	1-2
<b>ALL-TIME</b>	<b>9-6</b>	<b>4-8</b>	<b>13-14</b>

### Won-Lost Record at Stadium

Metrodome (1998-2006).....6-3  
Target Field (2012-present).....3-3  
Wrigley Field (1997-present).....4-8

OPPONENTS



100 Joe Nuxhall Way, Cincinnati, OH 45202  
(513) 765-7800

Stadium (Capacity).....Great American Ball Park (42,271)  
Dimensions (L-C-R).....328-404-325

Chief Executive Officer.....Bob Castellini  
President of Baseball Operations, General Manager.....Dick Williams  
Field Manager.....Bryan Price  
Vice President, Media Relations.....Rob Butcher  
Director, Media Relations.....Larry Herms  
Director, Media Relations, Digital Content.....Jamie Ramsey

2017 Record.....68-94, fifth place NL Central

2017 Twins vs. Cincinnati  
None

Last Minnesota Sweep at CIN  
2-Game Never Never  
3-Game July 7-8, 2001 Never

Last Cincinnati Sweep at CIN  
2-Game Never Never  
3-Game Never June 2-4, 2000

# CINCINNATI REDS

## ALL-TIME SERIES RESULTS

YEAR	HOME	ROAD	TOTALS
1997	2-1	--	2-1
1998	--	1-2	1-2
1999	2-1	--	2-1
2000	--	0-3	0-3
2001	3-0	--	3-0
2012	--	2-1	2-1
2015	--	1-2	1-2
<b>ALL-TIME</b>	<b>7-2</b>	<b>4-8</b>	<b>11-10</b>

### Won-Lost Record at Stadium

Metrodome (1997-2001).....7-2  
Cinergy Field (1998-2000).....1-5  
Great American Ball Park (2012-present).....3-3





# COLORADO ROCKIES

2001 Blake St., Denver, CO 80205  
(303) 292-0200, P.R. FAX: (303) 312-2319

Stadium (Capacity)..... Coors Field (50,398)  
Dimensions (L-C-R)..... 347-415-350

Owner, Chairman & Chief Executive Officer..... Richard L. Monfort  
Owner, General Partner..... Charlie Monfort  
Senior Vice President, General Manager..... Jeff Bridich  
Field Manager..... Bud Black  
Director, Communications..... Warren Miller  
Coordinators, Communications..... Cory Little, Nick Parson

2017 Record..... 87-75, third place NL West (Wild Card)

#### 2017 Twins vs. Colorado

5/16 ..... COL..... L ..... 3-7  
5/18 (1), COL..... L ..... 1-5  
5/18 (2), COL..... W ..... 2-0

Last Minnesota Sweep..... at MIN..... Never..... at COL..... Never  
2-Game..... Never.....  
3-Game..... Never.....

Last Colorado Sweep..... at MIN..... Never..... at COL..... Never  
2-Game..... Never.....  
3-Game..... Never.....

#### ALL-TIME SERIES RESULTS

YEAR	HOME	ROAD	TOTALS
2003	2-1	--	2-1
2008	--	1-2	1-2
2010	2-1	--	2-1
2014	--	2-1	2-1
2017	1-2	--	1-2
<b>ALL-TIME</b>	<b>5-4</b>	<b>3-3</b>	<b>8-7</b>

#### Won-Lost Record at Stadium

Metrodome (2003)..... 2-1  
Target Field (2010-present)..... 3-3  
Coors Field (2008-present)..... 3-3



# LOS ANGELES DODGERS

1000 Vin Scully Avenue, Los Angeles, CA 90012  
(323) 224-1301, P.R. FAX: (323) 224-1459

Stadium (Capacity)..... Dodger Stadium (56,000)  
Dimensions (L-C-R)..... 330-395-330

Chairman and Owner..... Mark Walter  
President and Chief Executive Officer..... Stan Kasten  
President of Baseball Operations..... Andrew Friedman  
General Manager..... Farhan Zaidi  
Field Manager..... Dave Roberts  
Senior Director, Public Relations..... Joe Jareck  
Managers, Public Relations..... Daisuke Sugiura, Jesus Quinonez

2017 Record..... 104-58, first place NL West

#### 2017 Twins vs. Los Angeles

7/24 ..... at LAD..... L ..... 4-6  
7/25 ..... at LAD..... L ..... 2-6  
7/26 ..... at LAD..... L ..... 5-6

Last Minnesota Sweep..... at MIN..... Never..... at LAD..... Never  
2-Game..... Never.....  
3-Game..... June 26-28, 2006.....

Last Los Angeles Sweep..... at MIN..... Never..... at LAD..... Never  
2-Game..... Never.....  
3-Game..... April 30-May 1, 2014..... July 24-26, 2017

#### ALL-TIME SERIES RESULTS

YEAR	HOME	ROAD	TOTALS
2005	--	1-2	1-2
2006	3-0	--	3-0
2011	2-1	--	2-1
2014	0-3	--	0-3
2017	--	0-3	0-3
<b>ALL-TIME</b>	<b>5-4</b>	<b>1-5</b>	<b>6-9</b>

#### Won-Lost Record at Stadium

Metrodome (2006)..... 3-0  
Target Field (2011-present)..... 2-4  
Dodger Stadium (2005-present)..... 1-5





**MIAMI**

501 Marlins Way, Miami, FL 33125  
(305) 480-1300, P.R. FAX: (305) 480-3012

Stadium (Capacity).....Marlins Park (37,442)  
Dimensions (L-C-R).....344-422-335

Owner & Chief Executive Officer.....Jeffrey H. Loria  
President.....David Samson  
President, Baseball Operations.....Michael Hill  
Field Manager.....Don Mattingly  
Senior Vice President, Communications & Broadcasting.....P.J. Loyello  
Vice President, Communications & Outreach.....Jason Latimer  
Director, Publications & Baseball Information.....Marty Sewell

2017 Record.....77-85, second place NL East

2017 Twins vs. Miami  
None

Last Minnesota Sweep at MIN at MIA  
2-Game Never Never  
3-Game Never Never

Last Miami Sweep at MIN at MIA  
2-Game Never June 25-26, 2013  
3-Game Never Never



One Brewers Way, Milwaukee, WI 53214  
(414) 902-4500, P.R. FAX: (414) 902-4053

Stadium (Capacity).....Miller Park (41,900)  
Dimensions (L-C-R).....344-400-345

Chairman & Principal Owner.....Mark Attanasio  
General Manager.....David Stearns  
Field Manager.....Craig Counsell  
Senior Director, Media Relations.....Mike Vassallo  
Senior Manager, Media Relations.....Ken Spindler

2017 Record.....86-76, second place NL Central

2017 Twins vs. Milwaukee  
8/7.....MIL.....W.....5-4 8/9.....at MIL.....W.....4-0  
8/8.....MIL.....W.....11-4 8/10.....at MIL.....W.....7-2

Last Minnesota Sweep at MIN at MIL  
2-Game August 7-8, 2017 August 9-10, 2017  
3-Game May 22-24, 2009 September 15-17, 1978

Last Milwaukee Sweep at MIN at MIL  
2-Game June 24-25, 1998 Never  
3-Game July 8-10, 1988 June 24-26, 2011  
4-Game May 17-20, 1996 August 24-27, 1978

# MIAMI MARLINS

## ALL-TIME SERIES RESULTS

YEAR	HOME	ROAD	TOTALS
2002	2-1	--	2-1
2007	--	2-1	2-1
2013	1-1	0-2	1-3
2016	2-1	--	2-1
<b>ALL-TIME</b>	<b>5-3</b>	<b>2-3</b>	<b>7-6</b>

### Won-Lost Record at Stadium

Metrodome (2002).....	2-1
Target Field (2013-present).....	3-2
Dolphin Stadium (2007).....	2-1
Marlins Park (2013-present).....	0-2

OPPONENTS

# MILWAUKEE BREWERS

## SERIES RESULTS, LAST 20 YEARS

YEAR	HOME	ROAD	TOTALS
1998	0-2	--	0-2
1999	--	2-0	2-0
2000	1-2	--	1-2
2001	--	2-1	2-1
2002	2-1	2-1	4-2
2003	2-1	1-2	3-3
2004	1-2	1-2	2-4
2005	2-1	1-2	3-3
2006	3-0	2-1	5-1
2007	1-2	2-1	3-3
2008	2-1	2-1	4-2
2009	3-0	2-1	5-1
2010	2-1	0-3	2-4
2011	2-1	0-3	2-4
2012	1-2	2-1	3-3
2013	2-0	2-0	4-0
2014	1-1	1-1	2-2
2015	1-2	1-2	2-4
2016	1-1	1-1	2-2
2017	2-0	2-0	4-0
<b>ALL-TIME*</b>	<b>121-101</b>	<b>107-116</b>	<b>228-217</b>

\*excludes 1969 vs. Seattle Pilots

### Won-Lost Record at Stadium

Metropolitan Stadium (1970-1981).....	41-35
Metrodome (1982-2009).....	68-58
Target Field (2010-present).....	12-8
County Stadium (1970-2000).....	83-93
Miller Park (2001-present).....	24-23





# NEW YORK METS

123-01 Roosevelt Ave, NY 11368  
(718) 565-4330, P.R. FAX: (718) 507-6395

Stadium (Capacity)..... Citi Field (41,922)  
Dimensions (L-C-R)..... 335-408-330

Chairman & Chief Executive Officer ..... Fred Wilpon  
President..... Saul B. Katz  
General Manager ..... Sandy Alderson  
Field Manager ..... Mickey Callaway  
Vice President, Media Relations ..... Jay Horwitz  
Director, Media Relations ..... Ethan Wilson

2017 Record..... 70-92, fourth place NL East

2017 Twins vs. New York  
None

Last Minnesota Sweep at MIN at NYM  
2-Game Never Never  
3-Game June 8-10, 2004 Never

Last New York Sweep at MIN at NYM  
2-Game Never Never  
3-Game April 12-13, August 19, 2013 September 16-18, 2016

## ALL-TIME SERIES RESULTS

YEAR	HOME	ROAD	TOTALS
2002	--	1-2	1-2
2004	3-0	--	3-0
2007	--	2-1	2-1
2010	--	1-2	1-2
2013	0-3	--	0-3
2016	--	0-3	0-3
<b>ALL-TIME</b>	<b>3-3</b>	<b>4-8</b>	<b>7-11</b>

### Won-Lost Record at Stadium

Metrodome (2004).....	3-0
Target Field (2013-present).....	0-3
Shea Stadium (2002-2007).....	3-3
Citi Field (2010-present).....	1-2



# PHILADELPHIA PHILLIES

One Citizens Bank Way, Philadelphia, PA 19148  
(215) 463-6000, P.R. FAX: (215) 389-3050

Stadium (Capacity)..... Citizens Bank Park (43,651)  
Dimensions (L-C-R)..... 329-401-330

Managing Partner ..... John Middleton  
President..... Andy MacPhail  
Chairman..... David Montgomery  
Vice President, General Manager ..... Matt Kentak  
Field Manager ..... Gabe Kapler  
Director, Baseball Communications ..... Greg Casterioto

2017 Record..... 66-96, fifth place NL East

2017 Twins vs. Philadelphia  
None

Last Minnesota Sweep at MIN at PHI  
2-Game Never Never  
3-Game Never Never

Last Philadelphia Sweep at MIN at PHI  
2-Game Never Never  
3-Game Never Never

## ALL-TIME SERIES RESULTS

YEAR	HOME	ROAD	TOTALS
2002	--	2-1	2-1
2004	1-2	--	1-2
2010	--	2-1	2-1
2012	1-2	--	1-2
2013	2-1	--	2-1
2016	2-1	--	2-1
<b>ALL-TIME</b>	<b>6-6</b>	<b>4-2</b>	<b>10-8</b>

### Won-Lost Record at Stadium

Metrodome (2004).....	1-2
Target Field (2012-present).....	5-4
Veterans Stadium (2002).....	2-1
Citizens Bank Park (2010-present).....	2-1





# PITTSBURGH PIRATES

115 Federal St., Pittsburgh, PA 15212  
(412) 323-5000, P.R. FAX: (412) 325-4413

Stadium (Capacity).....PNC Park (38,747)  
Dimensions (L-C-R).....325-399-320

Chairman of the Board.....Bob Nutting  
President.....Frank Coonelly  
Executive Vice President, General Manager.....Neal Huntington  
Field Manager.....Clint Hurdle  
Director, Baseball Communications.....Jim Trdinich  
Director, Media Relations.....Dan Hart

2017 Record.....75-87, fourth place NL Central

2017 Twins vs. Pittsburgh  
None

Last Minnesota Sweep at MIN at PIT  
2-Game Never May 19-20, 2015  
3-Game Never June 16-18, 2006

Last Pittsburgh Sweep at MIN at PIT  
2-Game July 29-28, 2015 Never  
3-Game Never Never

## ALL-TIME SERIES RESULTS

YEAR	HOME	ROAD	TOTALS
1997	2-1	--	2-1
1998	--	1-2	1-2
1999	2-1	--	2-1
2000	--	1-2	1-2
2001	2-1	--	2-1
2006	--	3-0	3-0
2009	2-1	--	2-1
2012	--	1-2	1-2
2015	0-2	2-0	2-2
<b>ALL-TIME</b>	<b>8-6</b>	<b>8-6</b>	<b>16-12</b>

## Won-Lost Record at Stadium

Metrodome (1997-2009).....8-4  
Target Field (2015-present).....0-2  
Three Rivers Stadium (1998-2000).....2-4  
PNC Park (2006-present).....6-2

OPPONENTS



# ST. LOUIS CARDINALS

700 Clark St., St. Louis, MO 63102  
(314) 345-9600, P.R. FAX: (314) 345-9530

Stadium (Capacity).....Busch Stadium (44,494)  
Dimensions (L-C-R).....336-400-335

Chairman & Chief Executive Officer.....William O. DeWitt, Jr.  
President of Baseball Operations.....John Mozeliak  
Vice President, General Manager.....Michael Girsch  
Field Manager.....Mike Matheny  
Director, Communications.....Brian Bartow  
Coordinator, Baseball Information & Media Services.....Chris Tunno

2017 Record.....83-79, third place NL Central

2017 Twins vs. St. Louis  
None

Last Minnesota Sweep at MIN at STL  
2-Game June 17-18, 2015 Never  
3-Game Never Never

Last St. Louis Sweep at MIN at STL  
2-Game Never June 15-16, 2015  
3-Game Never July 15-17, 2001

## ALL-TIME SERIES RESULTS

YEAR	HOME	ROAD	TOTALS
1997	--	0-3	0-3
1998	2-1	--	2-1
1999	--	2-1	2-1
2000	2-1	--	2-1
2001	--	0-3	0-3
2009	--	2-1	2-1
2015	2-0	0-2	2-2
<b>ALL-TIME</b>	<b>6-2</b>	<b>4-10</b>	<b>10-12</b>

## Won-Lost Record at Stadium

Metrodome (1998-2000).....4-2  
Target Field (2015-present).....2-0  
Busch Stadium I (1997-2001).....2-7  
Busch Stadium II (2009-present).....2-3





# SAN DIEGO PADRES

100 Park Boulevard, San Diego, CA 92101  
(619) 795-5000, P.R. FAX: (619) 795-5266

Stadium (Capacity).....PETCO Park (40,209)  
Dimensions (L-C-R).....336-396-322

Executive Chairman.....Ron Fowler  
Executive Vice President/General Manager.....A.J. Preller  
Field Manager.....Andy Green  
Director, Communications.....Craig Hughner  
Manager, Communications.....Danny Sanchez  
Manager, Media Relations.....Darren Feeney

2017 Record.....71-91, fourth place NL West

### 2017 Twins vs. San Diego

8/1.....at SD.....L.....0-3  
8/2.....at SD.....W.....5-2

9/12.....SD.....W.....16-0  
9/13.....SD.....W.....3-1

Last Minnesota Sweep.....at MIN.....at SD  
2-Game.....September 12-13, 2017.....May 20-21, 2014  
3-Game.....June 17-19, 2011.....June 24-26, 2008

Last San Diego Sweep.....at MIN.....at SD  
2-Game.....Never.....Never  
3-Game.....Never.....Never

### ALL-TIME SERIES RESULTS

YEAR	HOME	ROAD	TOTALS
2003	--	2-1	2-1
2005	1-2	--	1-2
2008	--	3-0	3-0
2011	3-0	--	3-0
2014	1-1	2-0	3-1
2017	2-0	1-1	3-1
<b>TOTALS</b>	<b>7-3</b>	<b>8-2</b>	<b>15-5</b>

### Won-Lost Record at Stadium

Metrodome (2005).....1-2  
Target Field (2011-present).....6-1  
Qualcomm Stadium (2003).....2-1  
PETCO Park (2008-present).....6-1



# SAN FRANCISCO GIANTS

24 Willie Mays Plaza, San Francisco, CA 94107  
(415) 972-2000, P.R. FAX: (415) 947-2800

Stadium (Capacity).....AT&T Park (41,915)  
Dimensions (L-C-R).....339-399-309

President & Chief Executive Officer.....Laurence M. Baer  
Executive Vice President of Baseball Operations.....Brian Sabean  
Senior Vice President/General Manager.....Bobby Evans  
Field Manager.....Bruce Bochy  
Senior Director, Media Relations.....Matt Chisholm  
Media Relations Manager.....Liam Connelly

2017 Record.....64-98, fifth place NL West

### 2017 Twins vs. San Francisco

6/9.....at SF.....W.....4-0  
6/10.....at SF.....W.....3-2  
6/11.....at SF.....L.....8-13

Last Minnesota Sweep.....at MIN.....at SF  
2-Game.....Never.....Never  
3-Game.....Never.....Never

Last San Francisco Sweep.....at MIN.....at SF  
2-Game.....Never.....Never  
3-Game.....Never.....May 23-25, 2014

### ALL-TIME SERIES RESULTS

YEAR	HOME	ROAD	TOTALS
2003	--	2-1	2-1
2005	1-2	--	1-2
2011	--	1-2	1-2
2014	--	0-3	0-3
2017	--	2-1	2-1
<b>ALL-TIME</b>	<b>1-2</b>	<b>5-7</b>	<b>6-9</b>

### Won-Lost Record at Stadium

Metrodome (2005).....1-2  
AT&T Park (2003-present).....5-7





# WASHINGTON NATIONALS

1500 South Capitol St., S.E., Washington, D.C. 20003  
(202) 640-7000, P.R. FAX: (202) 640-7450

**Stadium (Capacity)**..... Nationals Park (41,313)  
**Dimensions (L-C-R)**..... 336-402-335

**Managing Principal Owner**..... Theodore N. Lerner  
**President of Baseball Operations/General Manager**..... Mike Rizzo  
**Field Manager**..... Dave Martinez  
**Executive Director, Communications**..... Elizabeth Alexander  
**Senior Manager, Communications**..... Kyle Brostowitz

**2017 Record**..... 97-65, first place NL East

**2017 Twins vs. Washington**  
None

**Last Minnesota Sweep** at MIN at WAS  
2-Game Never Never  
3-Game June 17-19, 2008 June 15-17, 2004 (Montreal)

**Last Washington Sweep** at MIN at WAS  
2-Game Never Never  
3-Game Never April 22-24, 2016

## ALL-TIME SERIES RESULTS

YEAR	HOME	ROAD	TOTALS
2004	--	3-0 (MTL)	3-0
2007	1-2	--	1-2
2008	3-0	--	3-0
2013	--	1-2	1-2
2016	--	0-3	0-3
<b>TOTALS*</b>	<b>4-2</b>	<b>1-5</b>	<b>5-7</b>

\*excludes 2004 at Montreal Expos

## Won-Lost Record at Stadium

Metrodome (2007-08)	4-2
Olympic Stadium in Montreal (2004)	3-0
Nationals Park (2013-present)	1-2

OPPONENTS

## TOP ACTIVE OPPOSITION VS. TWINS

### BATTING AVERAGE (MIN. 100 AB)

1. Jose Altuve.....	.422
2. Josh Donaldson.....	.392
3. Xander Bogaerts.....	.389
4. Dustin Pedroia.....	.363
5. Yoenis Cespedes.....	.362
6. Howie Kendrick.....	.358
7. Paulo Orlando.....	.348
8. Ryan Braun.....	.346
9. Robinson Cano.....	.337
10. Manny Machado.....	.333

### HITTERS

#### HOME RUNS

1. Miguel Cabrera.....	41
2. Victor Martinez.....	29
3. Curtis Granderson.....	25
Carlos Santana.....	25
Alex Gordon.....	25
6. Jose Bautista.....	24
7. Ian Kinsler.....	20
8. Nelson Cruz.....	19
Josh Donaldson.....	19
Edwin Encarnacion.....	19
Jhonny Peralta.....	19

#### HITS

1. Victor Martinez.....	226
2. Miguel Cabrera.....	205
3. Alex Gordon.....	187
4. Ichiro Suzuki.....	163
5. Jhonny Peralta.....	155
6. Alcides Escobar.....	149
7. Ian Kinsler.....	144
8. Eric Hosmer.....	133
9. Carlos Santana.....	124
10. Salvador Perez.....	123

### PITCHERS

#### WINS

1. CC Sabathia.....	19
2. Justin Verlander.....	17
3. Rick Porcello.....	10
David Price.....	10
Chris Sale.....	10
6. John Lackey.....	9
Max Scherzer.....	9
8. Felix Hernandez.....	8
Corey Kluber.....	8
James Shields.....	8
Jason Vargas.....	8

#### STRIKEOUTS

1. Justin Verlander.....	221
2. CC Sabathia.....	209
3. Chris Sale.....	147
4. Corey Kluber.....	140
5. Jose Quintana.....	124
6. David Price.....	117
7. Felix Hernandez.....	116
Anibal Sanchez.....	116
9. Rick Porcello.....	110
10. James Shields.....	108

#### ERA (MIN. 75.0 IP)

1. Felix Hernandez.....	2.26
2. Danny Duffy.....	2.49
3. David Price.....	2.52
4. John Lackey.....	3.05
5. Justin Verlander.....	3.15
6. CC Sabathia.....	3.16
7. Corey Kluber.....	3.31
8. Doug Fister.....	3.36
9. Jason Vargas.....	3.49
10. Scott Kazmir.....	3.58



# 2017 TWINS INTERLEAGUE PLAY

DATE	OPPONENT	W/L	SCORE	WINNER	LOSER	RECORD	ALL-TIME
5/16	Colorado	L	3-7	Freeland	Hughes	0-1	190-173
5/18	Colorado	L	1-5	Márquez	Santana	0-2	190-174
5/18	Colorado	W	2-0	Berrios	Chatwood	1-2	191-174
6/9	at San Francisco	W	4-0	Santana	Moore	2-2	192-174
6/10	at San Francisco	W	3-2	Berrios	Samardzija	3-2	193-174
6/11	at San Francisco	L	8-13	Osich	Belisle	3-3	193-175
7/24	at Los Angeles-NL	L	4-6	Paredes	Rogers	3-4	193-176
7/25	at Los Angeles-NL	L	2-6	Maeda	Berrios	3-5	193-177
7/26	at Los Angeles-NL	L	5-6	Jansen	Kintzler	3-6	193-178
8/1	at San Diego	L	0-3	Chacin	Berrios	3-7	193-179
8/2	at San Diego	W	5-2	Santana	Perdomo	4-7	194-179
8/7	Milwaukee	W	5-4	Boshers	Drake	5-7	195-179
8/8	Milwaukee	W	11-4	Duffey	Garza	6-7	196-179
8/9	at Milwaukee	W	4-0	Colón	Woodruff	7-7	197-179
8/10	at Milwaukee	W	7-2	Busenitz	Davies	8-7	198-179
8/18	Arizona	W	10-3	Santana	Godley	9-7	199-179
8/19	Arizona	W	5-0	Berrios	Greinke	10-7	200-179
8/20	Arizona	W	12-5	Colón	McFarland	11-7	201-179
9/12	San Diego	W	16-0	Gibson	Wood	12-7	202-179
9/13	San Diego	W	3-1	Belisle	Maton	13-7	203-179

## TWINS INTERLEAGUE PLAY RECORD BY YEAR

1997.....	7-8	2008.....	14-4
1998.....	7-9	2009.....	12-6
1999.....	10-7	2010.....	8-10
2000.....	7-11	2011.....	8-10
2001.....	9-9	2012.....	9-9
2002.....	10-8	2013.....	8-12
2003.....	10-8	2014.....	9-11
2004.....	11-7	2015.....	8-12
2005.....	8-10	2016.....	8-12
2006.....	16-2	2017.....	13-7
2007.....	11-7		



## TWINS INTERLEAGUE PLAY HISTORY

### PITCHERS HITTING

YEAR	AVG	AB	R	H	2B	3B	HR	RBI	SH	SF	BB	SO
1997	.111	18	0	2	0	0	0	1	1	0	0	6
1998	.313	16	1	5	0	0	0	1	0	0	0	9
1999	.056	18	0	1	0	0	0	0	0	0	3	8
2000	.176	17	1	3	2	0	0	0	2	0	0	9
2001	.353	17	2	6	2	0	0	1	1	0	0	4
2002	.227	22	0	5	0	0	0	1	1	0	1	6
2003	.200	20	1	4	0	0	0	0	5	0	2	7
2004	.143	21	0	3	0	0	0	2	2	0	0	8
2005	.091	22	1	2	0	0	0	0	2	0	0	5
2006	.105	19	1	2	0	0	0	1	3	0	1	10
2007	.080	25	2	2	1	1	0	1	5	0	1	5
2008	.277	18	2	5	1	0	0	3	5	0	0	5
2009	.000	21	0	0	0	0	0	0	5	0	1	10
2010	.176	17	0	3	0	0	0	0	5	0	0	9
2011	.150	20	0	3	1	0	0	1	0	0	1	7
2012	.053	19	1	1	0	0	0	1	1	0	1	11
2013	.053	19	0	1	0	0	0	0	4	0	0	11
2014	.091	22	0	2	1	0	0	1	0	0	0	14
2015	.150	20	0	3	0	0	0	0	0	0	0	10
2016	.125	24	1	3	0	0	0	0	2	0	2	14
2017	.174	23	3	4	1	0	0	5	1	0	0	8
TOTALS	.144	418	16	60	9	1	0	19	45	0	13	176

### TEAM RECORDS

Last Minnesota Sweep.....	2-0, September 12-13, 2017 vs. SD
Last Sweep of Minnesota.....	0-3, July 24-26, 2017 at LAD
Largest Margin, Victory.....	16 runs, 9/12/17 vs. SD (16-0)
Largest Margin, Defeat.....	15 runs, 6/27/11 vs. LAD (0-15)
Most Runs Scored.....	16, 2x, last 9/12/17 vs. SD
Most Runs Allowed.....	16, 5/20/12 at MIL
Twins Home Record.....	113-77
Twins Road Record.....	90-102
Winning Streak.....	12, 6/22/06-5/19/07
Losing Streak.....	6, 6/22-27/11

### INDIVIDUAL HIGHS

#### PITCHING

WINS, Career.....	16, J. Santana
Season.....	5, Liriano, (2006)
LOSSES, Career.....	11, Radke
Season.....	4, Radke (2005)
SAVES, Career.....	27, Nathan
Season.....	6, 7x, last Perkins (2015)
STRIKEOUTS, Career.....	191, J. Santana
Season.....	43, Liriano (2006) & E. Santana (2017)

#### HITTING

AVERAGE (min. 150 PA), Career.....	.350, Young
Season.....	.492, Mauer (2006)
HITS, Career.....	269, Mauer
Season.....	30, Mauer (2006)
HOME RUNS, Career.....	33, Hunter
Season.....	9, Plouffe (2012)
RBI, Career.....	113, Mauer
Season.....	20, Cuddyer/Morneau (2006)





# HISTORY & RECORDS



# TWINS ANNUAL TEAM BATTING

YEAR	AVG	G	AB	R	H	2B	3B	HR	RBI	SH	SF	HP	BB	SO	SB	GDP
1961	.250	161	5417	707	1353	215	40	167	665	67	42	33	597	840	47	141
1962	.260	*163	5561	798	1445	215	39	185	758	71	50	31	649	823	33	129
1963	*.255	161	5531	+767	*1408	223	35	+225	+722	84	30	41	547	912	32	116
1964	.252	163	5610	*737	1413	227	46	+221	*707	74	37	44	553	1019	46	120
1965	*.254	*162	5488	*774	*1396	*257	42	150	*711	77	+59	35	554	969	92	93
1966	.249	162	5390	663	1341	219	33	144	611	49	44	39	513	844	67	*138
1967	.240	+164	5458	671	1309	*216	48	131	619	66	34	46	512	976	55	114
1968	.237	162	5373	562	1274	207	*41	105	522	69	38	49	445	966	98	106
1969	*.238	162	+5677	*790	*1520	+246	32	163	*733	65	40	43	599	906	115	114
1970	*.262	162	5483	744	1438	230	*41	153	694	79	38	42	501	905	57	132
1971	.260	160	*5414	654	1406	197	31	116	618	64	57	25	512	846	66	+159
1972	.244	154	*5234	537	1277	182	31	93	506	73	28	35	478	905	53	129
1973	+2.70	+162	*5625	738	+1521	*240	44	120	688	34	40	34	598	954	87	+150
1974	.272	+163	*5632	673	*1530	190	37	111	632	64	40	46	520	791	74	+159
1975	.271	159	5514	724	1497	215	28	121	669	62	46	40	563	746	81	127
1976	*.274	+162	*5574	*743	*1526	222	51	81	691	*93	49	41	550	714	146	121
1977	+2.82	161	*5639	+867	+1588	273	60	123	804	81	56	43	563	754	105	115
1978	.267	162	5522	666	1472	259	47	82	621	*109	55	33	604	684	99	139
1979	.278	*162	5544	764	1544	256	46	112	714	+142	53	31	526	693	66	116
1980	.265	161	5530	670	1468	252	46	99	634	92	51	21	436	703	62	151
1981	.240	*110	3676	378	884	147	*36	47	359	36	27	11	275	497	34	95
1982	.257	162	5544	657	1427	234	44	148	624	22	51	24	474	887	38	149
1983	.261	162	5601	709	1463	280	41	141	671	29	45	29	467	802	44	150
1984	.265	162	5562	673	1473	259	33	114	636	26	58	24	437	735	39	138
1985	.264	162	5509	705	1453	282	41	141	678	39	47	31	502	779	68	117
1986	.261	162	5531	741	1446	257	39	196	700	44	38	37	501	977	81	123
1987	.261	+162	5441	786	1422	258	35	196	733	47	39	37	523	898	113	128
1988	.274	*162	5510	759	1508	294	31	151	710	37	50	55	528	832	107	130
1989	.276	162	5581	740	1542	278	35	117	691	51	58	39	478	743	111	126
1990	.265	+162	5499	666	1458	281	39	100	625	40	49	+53	445	749	96	148
1991	+2.80	162	5556	776	+1557	270	42	140	733	44	49	40	526	747	107	157
1992	+2.77	162	5582	747	+1544	275	27	104	701	46	59	+53	527	834	123	130
1993	.264	162	5601	693	1480	261	27	121	642	27	37	51	493	850	83	+150
1994	.276	113	3952	594	1092	239	23	103	556	22	34	*41	359	635	94	93
1995	.279	144	5005	703	1398	270	34	120	662	18	36	58	471	916	105	152
1996	.288	162	5673	877	1633	332	+47	118	812	20	63	65	576	958	143	172
1997	.270	162	5634	772	1522	305	40	132	730	20	56	60	495	1121	151	117
1998	.266	162	5641	734	1499	285	32	115	691	18	52	45	506	915	112	+155
1999	.264	161	5495	686	1450	285	30	105	643	24	56	49	500	978	118	151
2000	.270	162	5615	748	1516	325	*49	116	711	24	51	35	556	1021	90	143
2001	.272	162	5560	771	1514	328	38	164	717	25	38	64	495	1083	146	124
2002	.272	161	5582	768	1518	+348	36	167	731	34	52	56	472	1089	79	121
2003	.277	162	5655	801	1567	318	*45	155	755	42	52	63	512	1027	94	139
2004	.266	162	5623	780	1494	310	24	191	735	46	40	64	513	982	116	130
2005	.259	162	5564	688	1441	269	32	134	644	42	42	59	485	978	102	+155
2006	+2.87	162	5602	#801	1608	275	34	143	754	31	55	50	490	872	101	163
2007	.264	162	5522	718	1460	273	36	118	671	34	45	48	512	839	112	149
2008	.279	#163	5641	829	1572	298	49	111	791	52	72	36	529	979	102	142
2009	.274	#163	5608	817	1539	271	40	172	770	51	57	45	585	1021	85	147
2010	.273	162	5568	781	1521	318	*41	142	749	38	53	39	559	967	68	159
2011	.247	162	5487	619	1357	259	25	103	572	31	25	37	440	1048	92	115
2012	.260	162	5562	701	1448	270	30	131	667	33	*56	53	505	1069	*135	149
2013	.242	162	5564	614	1346	285	15	151	590	32	29	52	533	1403	52	103
2014	.254	162	5567	715	1412	316	27	128	675	25	44	53	544	1329	99	97
2015	.247	162	5467	696	1349	277	44	156	661	30	41	40	439	1264	70	133
2016	.251	162	5618	722	1409	288	35	200	690	27	43	44	513	1426	91	96
2017	.260	162	5557	815	1443	286	31	206	781	26	39	46	593	1342	95	105
<b>Totals</b>	<b>.264</b>		<b>312,171</b>		<b>82,491</b>		<b>2,125</b>		<b>38,579</b>		<b>2,628</b>		<b>29,179</b>		<b>4,976</b>	
		<b>9,103</b>		<b>41,029</b>		<b>14,947</b>		<b>7,799</b>		<b>2,746</b>		<b>2,439</b>		<b>52,568</b>		<b>7,514</b>

(+ — denotes major league leadership; # — denotes tie for major league leadership; \* — denotes league leadership)

## TWINS YEARLY PINCH-HIT LEADERS

YEAR	PLAYER	PINCH-HITS	YEAR	PLAYER	PINCH-HITS	YEAR	PLAYER	PINCH-HITS
1961	Julio Becquer	11	1981	Glenn Adams	6	1999	Corey Koskie	6
1962	Don Mincher	9	1982	Jesus Vega	5	2000	Midre Cummings	11
1963	Jimmie Hall	5	1983	Dave Jones	5	2001	Jacque Jones	5
1964	Frank Kostro	10	1984	Darrell Brown	10	2002	Bobby Kieft	5
1965	Sandy Valdespino	10	1985	Roy Smalley	7	2003	Justin Morneau	8
1966	Rich Rollins	8	1986	Randy Bush	13	2004	Jose Jorman	12
1967	Rich Reese	13	1987	Randy Bush	7	2005	Low Ford	4
1968	Rich Rollins	8	1988	Randy Bush	6		Michael Ryan	4
1969	Rick Renick	8		John Moses	6	2006	3 tied	2
1970	Charlie Manuel	9	1989	Carmelo Castillo	8	2007	Jason Tyner	5
1971	Steve Braun	7		John Moses	8	2008	Jason Kubel	6
1972	Charlie Manuel	7	1990	Shane Mack	7	2009	Jose G. Morales	6
	Jim Nettles	7		John Moses	7	2010	Jim Thome	7
1973	Jim Holt	5	1991	Randy Bush	13	2011	Ben Revere	3
1974	Harmon Killebrew	12	1992	Randy Bush	9		Jim Thome	3
1975	Danny Walton	7	1993	Chip Hale	11	2012	4 tied	2
1976	Tony Oliva	7	1994	Chip Hale	7	2013	3 tied	2
1977	Craig Kusick	10	1995	Chip Hale	14	2014	Chris Parmelee	5
1978	Jose M. Morales	14	1996	Chip Hale	19	2015	Shane Robinson	3
1979	Jose M. Morales	9	1997	Greg Myers	7	2016	Eduardo Escobar	3
1980	Jose M. Morales	13	1998	Alex Ochoa	5	2017	Kennys Vargas	4



# TWINS ANNUAL TEAM PITCHING

YEAR	W	L	ERA	CG	SH	SV	IP	AB	H	BAA	R	ER	HR	HB	BB	SO	WP	BK
1961	70	90	4.28	49	14	23	1432.1	5517	1415	.256	778	681	163	45	570	917	41	*1
1962	91	71	3.90	*53	11	27	1462.1	5524	1400	.253	713	633	166	43	*493	*949	55	3
1963	91	70	3.28	58	13	30	1446.1	5468	1322	.242	602	527	162	24	459	941	57	3
1964	79	83	3.58	*47	4	24	1478.1	5600	1361	.243	678	588	181	31	545	1098	73	3
1965	+102	60	3.14	32	12	45	1457.1	5444	1278	.235	600	508	166	27	503	934	44	2
1966	89	73	3.13	+52	11	27	1438.2	5374	1246	.232	581	501	139	27	*392	1016	52	+1
1967	91	71	3.15	*58	18	24	1461.0	5509	1336	.243	590	511	115	40	*396	1089	49	3
1968	79	83	2.90	45	13	29	1428.1	5325	1221	.229	546	461	*92	42	*412	992	52	6
1969	97	65	3.24	41	8	*43	+1497.2	5636	1388	.246	618	539	119	38	524	906	48	1
1970	98	64	3.23	26	12	*58	1448.1	5450	1329	.244	605	520	+130	37	486	940	38	4
1971	74	86	3.81	43	9	25	1416.2	5385	1384	.257	670	600	139	40	529	895	42	3
1972	77	77	2.86	37	17	34	1399.1	5164	1188	.230	535	444	105	37	444	838	+26	5
1973	81	81	3.77	48	+18	34	1451.2	5561	1443	.259	692	608	115	36	519	879	61	5
1974	82	80	3.64	43	11	+29	1455.1	5529	1436	.260	669	589	115	38	513	934	38	3
1975	76	83	4.05	57	7	22	1423.0	5375	1381	.257	736	640	137	36	617	846	50	6
1976	85	77	3.69	29	11	23	1459.0	5483	1421	.259	704	599	89	38	610	762	61	12
1977	84	77	4.36	35	4	25	1442.0	5561	1546	.278	776	698	151	37	507	737	48	5
1978	73	89	3.69	48	9	26	1459.2	5521	1468	.266	678	599	102	33	520	703	51	14
1979	82	80	4.16	31	6	33	1444.1	5578	1590	.285	725	667	128	15	452	721	39	7
1980	77	84	3.93	35	9	30	1451.0	5529	1502	.272	724	634	120	23	468	744	32	10
1981	41	68	3.98	13	6	22	979.2	3757	1021	.272	486	433	79	17	376	500	19	14
1982	60	+102	4.72	26	7	30	1433.0	5516	1484	.269	819	751	208	+12	643	812	45	12
1983	70	92	4.67	20	5	39	1437.1	5572	1559	.280	822	746	163	35	580	748	41	13
1984	81	81	3.85	32	9	38	1437.2	5504	1429	.260	675	615	159	35	463	713	38	7
1985	77	85	4.48	+41	17	34	1426.1	5473	1468	.268	782	710	164	30	*462	767	51	11
1986	71	91	4.77	+39	6	24	1432.2	5619	1579	.281	839	759	200	46	503	937	58	5
1987	85	77	4.59	16	4	39	1427.1	5514	1465	.266	806	728	210	50	564	990	62	10
1988	91	71	3.93	18	9	52	1431.2	5477	1457	.266	672	625	146	42	453	897	43	38
1989	80	82	4.24	19	8	38	1429.1	5548	1495	.269	738	674	139	38	500	851	46	13
1990	74	88	4.12	13	13	43	1435.2	5531	1509	.273	729	658	134	27	489	872	55	5
1991	*95	67	3.69	21	12	53	1449.1	5491	1402	.255	652	595	139	27	488	876	57	5
1992	90	72	3.70	16	13	50	1453.0	5472	1391	.254	653	597	121	36	479	923	52	5
1993	71	91	4.70	5	3	44	1444.1	5618	1591	.283	830	755	148	45	*514	901	43	13
1994	53	60	5.68	6	4	29	1005.0	4009	1197	.299	688	634	153	31	388	602	43	4
1995	56	+88	5.76	7	2	27	1272.2	5052	1450	.287	889	815	210	36	533	790	52	4
1996	78	84	5.28	13	5	31	1439.2	5645	1561	.277	900	844	233	41	581	959	49	3
1997	68	94	5.00	10	4	30	1434.0	5641	1596	.283	861	796	187	33	*495	908	66	6
1998	70	92	4.75	7	8	42	1447.2	5715	1622	.284	818	764	180	44	+457	952	55	5
1999	63	*97	5.00	13	8	34	1423.1	5621	1591	.283	845	791	208	*28	487	927	57	6
2000	69	*93	5.14	6	4	35	1432.2	5696	1634	.287	880	819	212	+35	516	1042	68	4
2001	85	77	4.51	12	8	45	1441.1	5576	1494	.268	766	722	192	56	445	965	58	2
2002	94	67	4.12	8	9	47	1444.2	5578	1454	.261	712	662	184	*45	439	1026	62	3
2003	90	72	4.41	7	8	45	1462.0	5699	1526	.268	758	716	187	50	402	997	62	9
2004	92	70	*4.03	4	9	48	+1476.0	5702	1523	.267	*715	*661	167	54	*431	1123	45	+1
2005	83	79	3.71	*9	8	44	1464.1	5590	1458	.261	662	604	169	43	+348	965	35	4
2006	96	66	3.95	1	6	40	1439.1	5586	1490	.267	683	632	182	+36	+356	+1164	40	3
2007	79	83	4.15	5	8	38	1436.2	5588	1505	.269	725	663	185	51	420	1094	46	5
2008	88	75	4.16	5	10	42	*1459.0	5715	1568	.274	745	675	183	+31	+406	995	45	4
2009	87	76	4.50	4	7	48	*1453.0	5663	1542	.272	765	726	185	58	*466	1052	43	3
2010	94	68	3.95	9	13	40	1452.2	5603	1493	.266	671	638	155	47	+383	1048	*41	4
2011	63	99	4.58	7	8	32	1421.2	5571	1564	.281	804	724	161	54	480	940	47	5
2012	66	96	4.77	3	6	35	1438.2	5610	1536	.274	832	762	198	57	465	943	60	+2
2013	66	96	4.55	1	7	40	1450.1	5679	1591	.280	788	733	168	44	458	985	50	4
2014	70	92	4.57	2	7	38	1435.0	5665	1588	.280	777	728	147	45	408	1031	50	6
2015	83	79	4.07	2	12	45	1443.0	5600	1506	.269	700	653	163	*41	413	1046	54	2
2016	59	+103	5.08	4	3	26	1443.0	5722	1617	.283	889	814	221	41	479	1191	83	7
2017	85	77	4.59	6	11	42	1436.0	5587	1487	.266	788	732	224	69	483	1166	52	8
<b>Totals</b>		<b>4,594</b>		<b>1,298</b>		<b>2,046</b>		<b>312,749</b>		<b>.266</b>		<b>37,506</b>		<b>2,197</b>		<b>52,539</b>		<b>352</b>
	<b>4,501</b>		<b>4.16</b>		<b>495</b>		<b>81,227.0</b>		<b>83,101</b>		<b>41,384</b>		<b>9,098</b>		<b>27,214</b>		<b>2,828</b>	

(+ — denotes major league leadership; ^ — denotes tie for league leadership; \* — denotes league leadership)

HISTORY / RECORDS

## TWINS LONGEST LOSING STREAKS

GAMES	DATES	OPPOSITION
14	May 19-June 2, 1982	Baltimore 2, New York 6, Cleveland 6
13	May 26-June 7, 1961	Washington 3, Cleveland 2, Detroit 4, New York 4
13	August 18-31, 2016	Kansas City 4, Detroit 3, Toronto 3, Cleveland 3
11	September 9-21, 2011	Detroit 3, Kansas City 2, Cleveland 3, NYY 1, Seattle 2
10	May 21-June 1, 1985	Boston 5, Milwaukee 5
10	August 9-19, 1997	New York 3, Toronto 2, Boston 4, Detroit 1
10	September 9-19, 1998	Anaheim 1, Oakland 3, Seattle 2, Cleveland 2, Detroit 2
10	May 14-24, 2013	Chicago-AL 2, Boston 3, Atlanta 3, Detroit 2
9	August 9-15, 1970	Oakland 3, Washington 3, Boston 3
9	April 16-26, 1978	Seattle 2, Oakland 5, California 2
9	July 13-21, 1978	Baltimore 3, Boston 4, New York 2
9	August 1-9, 1980	Baltimore 3, Oakland 3, California 3
9	April 11-20, 1985	California 4, Seattle 3, Oakland 2
9	June 7-16, 1990	Toronto 4, Chicago 3, Kansas City 2
9	August 15-24, 1990	Cleveland 2, Toronto 3, Kansas City 3, Texas 1
9	June 15-23, 1993	Toronto 2, New York 4, Boston 3
9	May 7-16, 2011	Boston 3, Detroit 2, Toronto 3, Seattle 1



# TWINS ANNUAL TEAM FIELDING

YEAR	PCT	G	PO	A	E	TC	DP	TP	PB
1961	.972	161	4297	1635	174	6106	150	0	16
1962	.980	*163	4387	1781	129	6297	*173	0	13
1963	.976	161	4339	1600	144	6083	140	0	13
1964	.977	163	4435	1647	145	6227	131	0	18
1965	.973	*162	4372	1774	172	6318	158	0	16
1966	.977	162	4316	1589	139	6044	118	+1	5
1967	.978	+164	4383	1595	132	6110	123	0	14
1968	.973	162	4300	1712	170	6182	117	1	9
1969	.977	162	+4493	1856	150	+6499	177	0	18
1970	.980	162	4345	1636	123	6104	130	0	11
1971	.980	160	4250	1604	118	5972	134	0	12
1972	.974	154	4198	1730	159	6087	133	0	7
1973	.978	+162	4355	1761	139	6255	147	0	19
1974	.976	+163	4366	1771	151	6288	164	0	7
1975	.973	159	4269	1842	170	6281	147	0	9
1976	.973	+162	4377	1823	172	6372	+182	+1	11
1977	.978	161	4326	1932	143	6401	184	0	10
1978	.977	162	4379	1943	146	6468	171	0	7
1979	.979	*162	4333	+2007	134	*6474	+203	0	5
1980	.977	161	4353	*1996	148	*6497	192	0	8
1981	.978	*110	2939	1268	96	4303	103	0	3
1982	.982	162	4299	1560	108	5967	162	1	6
1983	.980	162	4312	1700	121	6133	170	+1	10
1984	.980	162	4313	1678	*120	6111	134	+1	4
1985	.980	162	4279	1732	120	6131	139	0	13
1986	.980	162	4298	1626	118	6042	168	0	12
1987	+ .984	+162	4282	1609	+98	5989	147	0	21
1988	+ .986	*162	4295	1498	+84	5877	155	+2	11
1989	.982	*162	4288	1598	107	5993	141	0	8
1990	.983	+162	4307	1705	101	6113	161	+2	11
1991	.985	162	4348	1779	95	6222	161	0	12
1992	.985	162	4359	1776	95	6230	155	0	14
1993	.984	162	4333	1755	100	6188	160	0	21
1994	.982	113	3015	1186	75	4276	99	0	5
1995	.981	144	3818	1487	100	5405	141	0	11
1996	.984	162	4319	1519	94	5932	142	0	11
1997	.983	162	4302	1694	101	6097	170	0	14
1998	.982	162	4343	1585	108	6036	135	0	11
1999	.985	161	4270	1613	92	5975	150	0	12
2000	.983	162	4298	1526	102	5926	155	0	13
2001	.982	162	4324	1542	108	5974	118	0	4
2002	+ .987	161	4334	1422	+74	5830	124	0	^5
2003	.985	162	4386	1481	87	5954	114	0	10
2004	.984	162	+4428	1658	101	6187	158	0	*6
2005	.984	162	4393	1764	102	*6259	171	0	9
2006	.986	162	4318	1647	84	6049	135	1	5
2007	.984	162	4310	1611	95	6016	151	0	6
2008	.982	163	4353	1671	108	6132	167	0	4
2009	.987	163	4359	1565	76	6000	135	0	16
2010	.987	162	4358	1710	78	6146	150	0	8
2011	.980	162	4265	1621	119	6005	153	0	12
2012	.983	162	4316	+1785	107	6208	+188	0	8
2013	.987	162	4351	1723	81	6155	178	0	6
2014	.984	162	4305	1579	97	5981	136	0	8
2015	.986	162	4329	1637	86	6052	150	0	3
2016	.979	162	4329	1610	126	6065	172	0	9
2017	.987	162	4308	1477	78	5863	143	1	16
<b>Totals</b>	<b>.981</b>	<b>9,103</b>	<b>243,650</b>	<b>94,625</b>	<b>6,600</b>	<b>344,875</b>	<b>8,271</b>	<b>12</b>	<b>588</b>

(+ — denotes major league leadership; \* — denotes league leadership; ^ — denotes tied for major league leadership)

## TRIPLE PLAYS

### TWINS

DATE	INN	OPPONENT	PLAYERS	BATTER
August 18, 1966	2nd	California	Rollins-Tovar-Killebrew	Malzone
September 10, 1968	5th	Cleveland	Rollins-Carew-Allison	Horton
July 25, 1976	1st	at Chicago-AL	Borgmann-Gómez	Stein
May 29, 1982	2nd	New York-AL	Butera-Gaetti-Hrbek-Felton	Smalley
August 8, 1983	4th	at California	Gaetti-Castino-Hrbek	Ro. Jackson
July 19, 1984	2nd	at New York-AL	Gaetti-Teufel-Hrbek	Cerone
April 5, 1988	8th	at New York-AL	Gaetti-Lombardozi-Hrbek	Santana
August 8, 1988	4th	Cleveland	Gladden-Lombardozi-Larkin	Carter
July 17, 1990*	4th	at Boston	Gaetti-Newman-Hrbek	Brunansky
	8th		Gaetti-Newman-Hrbek	Reed
May 27, 2006	8th	Seattle	Castillo-Morneau-Batista	Johjima
June 1, 2017	4th	at Los Angeles-AL	Sanó-Dozier-Mauer	Marté

### OPPONENTS

DATE	INN	OPPONENT	PLAYERS	BATTER
June 3, 1968	8th	at New York-AL	Womack-Cox-Mantle	Roseboro
June 27, 1972	4th	California	Spencer-McMullen-Alomar-Cardenas	J. Nettles
June 7, 1976	5th	at Cleveland	Thomas-Duffy-Howard	Wynegar
July 23, 1977	6th	California	Mullinix-Remy-Solaita	Bostock
September 8, 1996	6th	California	Howell-Hudler-Snow	Coomer
May 14, 2006	6th	Chicago-AL	Konerko-Iguchi-Urbie	Castillo
August 27, 2007	7th	at Cleveland	Blake-Cabrera-Martinez	Redmond
August 21, 2012	5th	at Oakland	Donaldson-Rosales-Carter	Plouffe

\* — No other team has ever turned two triple plays in a game



# TWINS ANNUAL ATTENDANCE

AVERAGE	HOME OPENINGS	ATTENDANCE	YEAR	ATTENDANCE	ROAD OPENINGS	AVERAGE
16,756	75	1,256,723	1961	798,856	68	11,748
18,857	76	1,433,116	1962	933,850	73	12,792
18,509	76	*1,406,652	1963	704,531	70	10,064
15,285	79	1,207,514	1964	908,892	68	13,366
19,003	77	*1,463,268	1965	1,178,475	69	17,079
16,356	77	1,259,374	1966	1,099,594	67	16,412
19,520	76	1,483,547	1967	1,325,806	71	18,673
15,043	76	1,143,257	1968	1,117,915	72	15,527
17,299	78	1,349,327	1969	1,071,961	76	14,105
16,388	77	1,261,887	1970	1,220,644	78	15,649
12,545	75	940,858	1971	1,079,903	75	14,399
11,564	69	797,901	1972	846,606	71	11,924
11,941	76	907,499	1973	1,168,020	75	15,574
8,603	77	662,401	1974	968,275	75	12,910
10,098	73	737,156	1975	892,629	71	12,572
9,539	75	715,394	1976	1,089,625	77	14,151
15,100	77	1,162,727	1977	1,416,698	75	18,889
10,505	75	787,878	1978	1,316,701	73	18,037
14,274	75	1,070,521	1979	1,471,004	78	18,859
10,537	73	769,206	1980	1,363,019	77	17,702
7,951	59	469,206	1981	844,101	49	17,227
11,373	81	921,186	1982	1,452,080	79	18,381
10,737	80	858,939	1983	1,502,733	77	19,516
19,737	81	1,598,692	1984	1,549,501	76	20,388
20,393	81	1,651,814	1985	1,604,574	75	21,394
15,499	81	1,255,453	1986	1,707,440	79	21,613
25,703	81	2,081,976	1987	1,880,273	78	24,106
37,416	81	*3,030,672	1988	1,980,570	77	25,722
28,117	81	2,277,438	1989	1,988,012	77	25,818
21,895	80	1,751,584	1990	2,003,575	78	25,687
28,319	81	2,293,842	1991	2,306,583	80	28,832
30,647	81	2,482,428	1992	2,274,513	79	28,791
25,292	81	2,048,673	1993	2,300,021	78	29,487
23,704	59	1,398,565	1994	1,695,166	54	31,392
14,690	72	1,057,667	1995	1,634,586	71	23,022
17,967	80	1,437,352	1996	2,013,348	80	25,169
17,421	81	1,411,064	1997	2,095,535	80	26,194
14,395	81	1,165,980	1998	2,161,775	81	26,689
14,850	81	1,202,829	1999	2,245,944	80	28,074
13,093	81	1,059,715	2000	2,332,786	81	28,800
22,287	80	1,782,926	2001	2,274,453	81	28,080
23,759	81	1,924,473	2002	2,144,110	80	26,801
24,025	81	1,946,011	2003	2,027,406	81	25,030
23,598	81	1,911,418	2004	2,144,301	80	26,804
25,114	81	2,304,243	2005	2,217,442	81	27,376
28,210	81	2,285,018	2006	2,267,564	81	27,995
28,350	81	2,296,383	2007	2,501,160	81	30,549
28,425	81	2,302,431	2008	2,402,520	81	29,299
29,466	82	2,416,237	2009	2,251,837	81	27,800
39,798	81	3,223,640	2010	2,215,392	81	27,351
39,112	81	3,168,107	2011	2,344,923	81	28,950
34,512	81	2,776,354	2012	2,284,261	81	28,201
30,588	81	2,477,644	2013	2,188,785	81	27,022
27,785	81	2,250,606	2014	2,128,518	79	26,943
27,408	81	2,220,054	2015	2,344,521	80	29,307
24,245	81	1,963,912	2016	2,215,948	81	27,357
25,641	80	2,051,279	2017	2,223,833	80	27,798
<b>20,793</b>	<b>4,452</b>	<b>92,572,017</b>	<b>TOTALS</b>	<b>97,723,094</b>	<b>4,339</b>	<b>22,522</b>

(\* — denotes league leadership)

## MISC. ATTENDANCE FACTS AND FIGURES

- Through the first eight seasons at Target Field, the Twins have drawn **20,131,596** total fans in 647 home games (**3,223,640** in 2010; **3,168,107** in 2011; **2,776,354** in 2012; **2,477,644** in 2013; **2,250,606** in 2014; **2,220,054** in 2015; **1,963,912** in 2016 and **2,051,279** in 2017), averaging 31,115 fans per opening.
- The Twins have sold out 160 regular season games at Target Field in 647 openings since 2010. They sold out **81** in 2010, **57** in 2011, **eight** in 2012, **six** in 2013, **none** in 2014, **six** in 2015, **one** in 2016 and **one** in 2017.

## TWINS CONSECUTIVE HOME CROWD STREAKS

AT LEAST	OPENINGS	DATES
10,000	1,221	September 21, 2001-present
20,000	403	September 18, 2009-September 7, 2014
30,000	169	September 18, 2009-August 27, 2012
40,000	22	July 3-August 31, 2010
50,000	4	July 8-22, 1988



# TWINS HOME ATTENDANCE HIGHS

EVENT	OPPONENT	DATE	ATTENDANCE
World Series Game	St. Louis	October 25, 1987	55,376
Championship Series Game	Anaheim	October 9, 2002	55,990
Division Series Game	Oakland	October 5, 2002	55,960
All-Star Game	National League	July 16, 1985	54,960
Opening Day	Toronto	April 8, 1988	53,067
Single Weekday	Detroit	October 6, 2009	54,088
Single Weeknight	Kansas City	September 25, 1987	52,704
Doubleheader	California	July 16, 1967	43,419
Iwi-Night Doubleheader	Oakland	July 28, 1990	51,017
Saturday Morning	Chicago	September 17, 1988	46,439
Saturday Afternoon	New York	August 13, 1988	51,963
Saturday Night	Milwaukee	July 9, 1988	52,293
Sunday	Kansas City	September 27, 1987	53,106
<hr/>			
Holiday	Morning	New York	May 30, 1962
	Afternoon	Baltimore	July 4, 1992
	Night	Kansas City	July 4, 1973
	Doubleheader	Chicago	July 4, 1961
	Iwi-Nighter	Texas	July 4, 1975
<hr/>			
Three-Date Series	New York	August 12-14, 1988	155,509
	Friday Night		52,230
	Saturday Afternoon		51,963
	Sunday Afternoon		51,316
<hr/>			
Four-Date Series	Oakland	August 16-19, 1991	191,938
	Friday Night		50,019
	Saturday Night		52,080
	Sunday Night		44,295
	Monday Night		45,544
<hr/>			
Season, Home		2010	3,223,640
Season, Road		2007	2,501,160
Game, Road	New York	June 20, 1965	71,245
Smallest Paid Crowd	Kansas City	September 20, 1965	537

## TWINS REGULAR SEASON HOME CROWDS OF 50,000 OR MORE

RANK	ATTENDANCE	DATE	OPPONENT	D-N	DAY	SCORE
1	54,088	10-6-09	Detroit	D	Tuesday	6-5
2	53,106	9-27-87	Kansas City	D	Sunday	8-1
3	53,067	4-8-88	Toronto	N	Friday	6-3
4	53,031	4-10-92	Texas	N	Friday	7-1
5	52,704	9-25-87	Kansas City	N	Friday	4-6
6	52,625	10-1-88	California	N	Saturday	10-5
7	52,394	4-4-89	New York-AL	N	Tuesday	2-4
8	52,293	7-9-88	Milwaukee	N	Saturday	4-5
9	52,284	7-22-88	Baltimore	N	Friday	6-1
10	52,279	4-6-82	Seattle	N	Tuesday	7-11
11	52,230	8-12-88	New York-AL	N	Friday	4-6
12	52,080	8-17-91	Oakland	N	Saturday	12-4
13	52,008	6-4-88	Oakland	N	Saturday	4-6
14	51,963	8-13-88	New York-AL	D	Saturday	12-2
15	51,863	5-16-84	Toronto	D	Wednesday	7-8
16	51,717	4-25-87	California	N	Saturday	1-4
17	51,687	7-27-88	Toronto	D	Wednesday	8-7
18	51,617	4-6-93	Chicago-AL	N	Friday	5-10
19	51,316	8-14-88	New York-AL	D	Sunday	6-9
20	51,285	7-8-88	Milwaukee	N	Friday	3-5
21	51,163	4-15-85	California	N	Monday	0-5
22	51,155	10-4-09	Kansas City	D	Sunday	13-4
23	51,122	9-5-87	Milwaukee	N	Saturday	2-1
24	51,085	6-30-91	Chicago-AL	D	Sunday	3-0
25	51,058	10-5-91	Toronto	D	Saturday	3-1
26	51,043	8-1-92	Milwaukee	N	Saturday	9-6
27	51,017	7-28-90	Oakland	N	Saturday	1-4 & 9-4
28	51,011	9-7-96	California	N	Saturday	6-3
29	50,818	4-11-92	Texas	N	Saturday	8-10
30	50,525	6-29-91	Chicago-AL	N	Saturday	4-8
31	50,465	8-22-92	Toronto	N	Saturday	2-4
32	50,237	8-8-87	Oakland	N	Saturday	9-2
33	50,020	7-10-88	Milwaukee	D	Sunday	2-3
34	50,019	8-16-91	Oakland	N	Friday	5-4

## TARGET FIELD TOP ATTENDANCE FIGURES

<b>EXHIBITION:</b>	32,995 on Friday, April 2, 2010 vs. St. Louis
<b>REGULAR SEASON:</b>	41,378 on Saturday, July 2, 2011 vs. Milwaukee
<b>DOUBLEHEADER:</b>	27,852 on Sunday, May 21, 2017 vs. Kansas City
<b>POSTSEASON:</b>	42,035 on Thursday, October 7, 2010 (Game 2) vs. New York-AL
<b>2-GAME SERIES:</b>	77,887 from May 10-11, 2011 vs. Detroit
<b>3-GAME SERIES:</b>	123,385 from July 1-3, 2011 vs. Milwaukee
<b>4-GAME SERIES:</b>	164,950 from August 18-21, 2011 vs. New York-AL
<b>ANY EVENT:</b>	44,152 on July 18, 2015 for Kenny Chesney's "The Big Revival" tour and Jason Aldean's "The Burn It Down" tour



# TWINS INDIVIDUAL SINGLE-GAME RECORDS

## BATTING AND BASERUNNING

CATEGORY	RECORD	PLAYER	OPPONENT AND DATE
At-Bats.....	*7	Gladden.....	Texas, May 20, 1989
		Willingham.....	Chicago-AL, August 3, 2014
X-Inning.....	10	Braun (22 inn.).....	Milwaukee, May 12, 1972
		Thompson (22 inn.).....	Milwaukee, May 12, 1972
		Tovar (22 inn.).....	Milwaukee, May 12, 1972
		Mack (22 inn.).....	Cleveland, August 31, 1993
Runs.....	5	Carew.....	Chicago, June 26, 1977
		Teufel.....	Toronto, September 16, 1983
		Molitor.....	Detroit, April 24, 1996
		Rivas.....	Cleveland, June 4, 2002
Hits.....	6	Puckett.....	Milwaukee, August 30, 1987
X-Inning.....	6	Puckett.....	Texas, May 23, 1991
Extra-Base Hits.....	4	Many, last Cuddyer.....	Oakland, September 21, 2005
Total Bases.....	14	Puckett.....	Milwaukee, August 30, 1987
Singles.....	5	Many, last Rosario.....	Kansas City (second game), July 1, 2017
Doubles.....	4	Puckett.....	Toronto, May 13, 1989
Triples.....	*3	Span.....	Detroit, June 29, 2010
		Landreaux.....	Texas, July 3, 1980
Home runs, Inning.....	*2	Cuddyer.....	Kansas City, August 23, 2009
Home runs, Game.....	3	Allison.....	Cleveland, May 17, 1963
		Killebrew.....	Boston, September 21, 1963
		Oliva.....	Kansas City, July 3, 1973
		Morneau.....	Chicago-AL (second game), July 6, 2007
		Kepler.....	Cleveland, August 1, 2016
		Dozier.....	Kansas City, September 5, 2016
		Rosario.....	Seattle, June 13, 2017
		Buxton.....	Toronto, August 27, 2017
RBI.....	8	G. Adams.....	Chicago, June 26, 1977
		Bush.....	Texas, May 20, 1989
Bases-on-Balls.....	5	Smalley.....	Baltimore, May 7, 1978
Strikeouts.....	5	Allison.....	Detroit, September 2, 1965
X-Inning.....	5	Valdespino (20 inn.).....	Washington, August 9, 1967
		Darwin (22 inn.).....	Milwaukee, May 12, 1972
		Smalley (17 inn.).....	Cleveland, August 28, 1976
		Kepler (12 inn.).....	Chicago-AL, September 4, 2016
		Dozier (12 inn.).....	Oakland, July 30, 2017
GDP.....	3	Terrell.....	Seattle, April 11, 1977
		J. M. Morales.....	Milwaukee, May 17, 1980
Sacrifices.....	3	Blyleven.....	Baltimore, July 27, 1970
Sacrifice Flies.....	2	Many, last Adrianza.....	Los Angeles (AL), July 4, 2017
X-Inning.....	2	J. Hall (10 inn.).....	Detroit, June 11, 1965
		Valdespino (10 inn.).....	Cleveland, June 22, 1965
		Hisle (11 inn.).....	Kansas City, April 5, 1974
		Kelly (11 inn.).....	Oakland, April 24, 1997
		Dozier (10 inn.).....	Milwaukee, May 19, 2012
Hit-by-Pitch.....	3	Koskie.....	Chicago, July 27, 2004
X-Inning.....	3	Kusick (11 inn.).....	Milwaukee, August 27, 1975
Stolen Bases.....	4	Hisle.....	Kansas City, June 30, 1976

## PITCHING

CATEGORY	RECORD	PLAYER	OPPONENT AND DATE
Innings Pitched.....	13	Merritt.....	New York, July 26, 1967
Hits.....	15	Pavano.....	Chicago-AL, August 19, 2010
		Radke.....	Anaheim, August 27, 2004
X-Inning.....	15	Zahn (10 inn.).....	Toronto, August 26, 1978
Runs.....	11	Reed.....	New York-AL, April 21, 2003
Earned Runs.....	10	Albury.....	Kansas City, August 6, 1974
		Decker.....	Kansas City, May 12, 1976
		Zahn.....	Baltimore, July 21, 1980
		W. Banks.....	Chicago, August 4, 1992
		Mahomes.....	Detroit, April 24, 1993
		Reed.....	New York-AL, April 21, 2003
Home runs.....	5	Silva.....	Baltimore, August 22, 2006
		Blyleven.....	Texas, September 13, 1986
Strikeouts.....	17	J. Santana.....	Texas, August 19, 2007
Consecutive Strikeouts.....	7	Liriano.....	Atlanta, June 11, 2010
		Merritt.....	Washington, July 21, 1966
Walks.....	9	Roland.....	Chicago-AL, April 21, 1963
		Tiant.....	Detroit, May 5, 1970
		T. Hall.....	Oakland, September 23, 1970
		Hughes.....	New York, July 19, 1975
		Berenguer.....	Boston, June 2, 1987
Intentional Walks.....	3	Many, last Cressend.....	New York-AL, May 17, 2002
Hit Batsmen.....	*4	Blyleven.....	Cleveland, April 22, 1988
Wild Pitches.....	3	Many, last E. Santana.....	Cleveland, June 25, 2017
Balks.....	3	Niekro.....	New York, April 19, 1988
Pickoffs.....	2	Many, last Gibson.....	Kansas City, September 7, 2016

\* — denotes tie for major league record



# TWINS TEAM SINGLE-GAME RECORDS

## BATTING AND BASE-RUNNING

CATEGORY	RECORD	OPPONENT AND DATE
At-Bats	50	4 times last, Chicago-AL, August 3, 2014
X-Inning	78	(22 inn.) Cleveland, August 31, 1993
Runs	24	Detroit, April 24, 1996
Runs, Both Clubs	35	(24-11) Detroit, April 24, 1996
Hits	28	Seattle, June 13, 2017
X-Inning	24	(11 inn.) Seattle, September 29, 1989
Hits, Both Clubs	42	2 times Seattle, June 13, 2017
Extra-Base Hits	12	Toronto, May 8, 1979
Extra-Base Hits, Both Clubs	24	Cleveland, July 13, 1996
Total Bases	47	Washington, August 29, 1963
Singles	21	Seattle, June 13, 2017
X-Inning	20	(11 inn.) Seattle, September 29, 1989
Doubles	8	2 times last, Seattle, April 17, 2007
Triples	4	2 times last, Texas, June 14, 2015
Home runs	8	Washington, August 29, 1963
Home Runs, Both Clubs	9	Many last, Milwaukee, July 12, 2001
Runs Batted In	22	2 times last, Cleveland, June 4, 2002
Runs Batted In, Both Clubs	33	Detroit, April 24, 1996
Walks	14	3 times last, Kansas City, August 5, 2006
X-Inning	18	(18 inn.) Seattle, July 19, 1969
Walks, Both Clubs	21	Kansas City, September 10, 1976
X-Inning	22	2 times last, (10 inn.) Baltimore, May 15, 1978
Intentional Walks	4	Many last, Detroit, May 23, 1992
X-Inning	5	(22 inn.) Milwaukee, May 12, 1972
Intentional Walks, Both Clubs	5	Boston, August 28, 1984
X-Inning	7	(22 inn.) Milwaukee, May 12, 1972
Strikeouts	19	Cleveland, August 17, 2017
X-Inning	20	(16 inn.) Washington, April 24, 2016
Strikeouts, Both Clubs	29	2 times last, Detroit, September 22, 2016
X-Inning	35	(13 inn.) Tampa Bay, July 10, 2013
Grounded into Double Plays	5	Many last, Chicago, July 23, 2012
X-Inning	5	(22 inn.) Milwaukee, May 12, 1972
Sacrifice Hits	5	Chicago, June 23, 1979
X-Inning	5	Many last, (17 inn.) Texas, September 17, 1977
Sacrifice Flies	4	4 times last, Toronto, August 26, 2016
X-Inning	3	2 times last, Cleveland, July 3, 1994
Hit-by-Pitch	4	2 times last, Kansas City, April 13, 1971
X-Inning	4	(17 inn.) Cleveland, May 7, 1995
Left on Base	17	2 times last, Milwaukee, September 4, 1990
X-Inning	23	2 times last, (22 inn.) Milwaukee, May 12, 1972
Stolen Bases	6	Seattle, September 9, 1992
Opponent Stolen Bases	7	2 times last, New York, May 10, 1987
X-Inning	12	(12 inn.) Oakland, August 1, 1976
Stolen Bases, Both Clubs	8	Many last, Cincinnati, June 29, 2015
X-Inning	14	(12 inn.) Oakland, August 1, 1976
Largest Margin of Victory	21	(23-2) Cleveland, June 4, 2002
Largest Margin of Loss	18	(20-2) Kansas City, April 25, 1961
Runs in Shutout	17	Kansas City, September 2, 2017
Opponent Runs in Shutout	17	California, April 23, 1980
Runs in Inning	11	Many last, (5th inn.) Boston, May 20, 1994
Opponent Runs in Inning	12	Kansas City, June 17, 2003
Consecutive Scoring Innings	7	Many last, San Diego, September 12, 2017
Hits in Inning	10	2 times last, (5th inn.) Boston, May 20, 1994
Opponent Hits in Inning	10	3 times last, (4th inn.) Oakland, September 11, 2013
Consecutive Hits	8	3 times last, (1st inn.) San Francisco, June 21, 2011
Opponent Consecutive Hits	10	(2nd inn.) Toronto, September 4, 1992
Most Players 2+ Hits	9	Many last, Houston, June 6, 1999
Most Baserunners	34	Kansas City, September 10, 1976
X-Inning	35	(18 inn.) Seattle, July 19, 1969
Batters in Inning	16	(5th inn.) Boston, May 20, 1994
X-Inning	16	(10 inn.) Oakland, June 21, 1969

## TWINS POSITION PITCHERS WHO HAVE PITCHED

PLAYER	DATE	OPP	IP	R	ER	BB	SO	P/K	PLAYER	DATE	OPP	IP	R	ER	BB	SO	P/K
Julio Becquer	9-10-61	at KC	1.1	3	3	1	0	N/A	Shane Robinson	8-8-15	at CLE	1.0	0	0	1	1	14/7
César Tovar*	9-22-68	OAK	1.0	0	0	1	1	N/A	Eduardo Escobar	8-11-16	HOU	1.0	0	0	0	0	16/10
Dan Gladden	6-27-88	at CAL	1.0	0	0	0	0	9/5	Chris Gimenez	5-23-17	DET	0.1	0	0	0	0	4/3
Dan Gladden	5-07-89	at CLE	1.0	1	1	1	0	18/11	Chris Gimenez	5-6-17	BOS	0.2	0	0	0	0	4/3
John Moses	6-24-89	at BOS	1.0	0	0	1	0	13/7	Chris Gimenez	5-31-17	HOU	1.0	2	2	0	0	15/9
John Moses	5-19-90	at BOS	1.0	1	1	0	0	15/9	Chris Gimenez	6-6-17	at SEA	1.0	0	0	0	0	9/5
John Moses	7-31-90	CAL	1.0	2	2	2	0	30/15	Chris Gimenez	6-12-17	SEA	1.0	2	2	0	0	20/13
Michael Cuddyer	7-25-11	at TEX	1.0	0	0	1	0	16/9	Chris Gimenez	6-22-17	CWS	1.0	0	0	0	0	12/9
Drew Butera	5-20-12	at MIL	1.0	0	0	1	1	17/9									
James Carroll	8-5-13	at KC	1.0	0	0	0	0	9/7									

\* - started game



# TWINS TEAM SINGLE-GAME RECORDS

## PITCHING

CATEGORY	RECORD	OPPONENT AND DATE
Hits	27	Texas, July 25, 2011
X-Inning	26 (17 inn.)	Cleveland, May 7, 1995
Runs	23 (23-6)	Kansas City, April 6, 1974
Earned Runs	20	Kansas City, April 6, 1974
Home Runs	7	Texas, September 13, 1986
Strikeouts	19	Texas, August 19, 2007
X-Inning	18 (13 inn.)	Cleveland, June 2, 2005
Walks	13 2 times	last, Boston, May 2, 1971
Intentional Walks	4 2 times	last, Seattle, August 16, 1981
Hit-Batsmen	4	Cleveland, April 22, 1988
Wild Pitches	4 Many	last, Kansas City, April 20, 2007
X-Inning	4 (13 inn.)	Chicago, July 25, 1964
Balks	3 2 times	last, New York, April 19, 1988
Pickoffs	2 Many	last, Kansas City, September 7, 2016
Pitchers Used	10	Cleveland, September 26, 2017
X-Inning	9 6 times	last, (15 inn.) Tampa Bay, May 28, 2017
Pitchers, Both Clubs	17	Cleveland, September 26, 2017
X-Inning	17 5 times	last, (15 inn.) Tampa Bay, May 28, 2017
Pitchers In Inning	5 2 times	last, (8th inn.), Kansas City, September 9, 2017

## FIELDING

CATEGORY	RECORD	OPPONENT AND DATE
Assists	22 2 times	Milwaukee, August 7, 1990
X-Inning	42 (22 inn.)	Cleveland, August 31, 1993
Opponent Assists	24	Boston, July 4, 1990
X-Inning	34 (22 inn.)	Milwaukee, May 12, 1972
Assists, Both Clubs	37	Detroit, June 11, 1980
X-Inning	67 (22 inn.)	Cleveland, August 31, 1993
Errors	7	Chicago, May 7, 1965
Opponent Errors	6 2 times	last, Cleveland, September 28, 1984
X-Inning	6 (13 inn.)	Los Angeles, April 16, 1963
Errors, Both Clubs	9	Cleveland, September 3, 1972
X-Inning	9 (13 inn.)	Los Angeles, April 16, 1963
Passed Balls	3	Detroit, August 13, 2017
X-Inning	3 (11 inn.)	Baltimore, August 1, 1962
Double Plays	6 2 times	last, Anaheim, August 3, 2004
X-Inning	6 (10 inn.)	Toronto, August 29, 1977
Opponent Double Plays	6	Texas, August 2, 2006
X-Inning	5 2 times	last, (12 inn.) Toronto, August 25, 1984
Double Plays, Both Clubs	10	Boston, July 18, 1990
X-Inning	8 (12 inn.)	Toronto, August 25, 1984
Triple Plays	2	Boston, July 17, 1990

## MISCELLANEOUS

CATEGORY	RECORD	OPPONENT AND DATE
Players Used	23	Kansas City, October 4, 1987
X-Inning	27 (12 inn.)	Kansas City, September 29, 1970
Players, Both Clubs	42	Chicago, September 21, 1983
X-Inning	49 (12 inn.)	Kansas City, September 29, 1970
Pinch-Hitters Used	8	Seattle, September 13, 1996
X-Inning	7 (22 inn.)	Milwaukee, May 12, 1972
Most Innings Played	22 2 times	Milwaukee, May 12, 1972
	last	Cleveland, August 31, 1993
Longest Game	4:19	Detroit, July 23, 2017
X-Inning	6:36 (17 inn.)	Cleveland, May 7, 1995
Shortest Game	1:33	Toronto, September 28, 1982
5-Inning	1:03	Boston, August 6, 1967
Longest 1-0 Game	15 inn.	Kansas City, May 23, 1981
Warmest Home Start	97 2 times	last, Detroit, July 8, 1974
Warmest, Road	109	Texas, June 27, 1980
Coldest Home Start	31	Toronto, April 17, 2014 (1)
Coldest, Road	34	Boston, April 9, 1996

## LONGEST SCORELESS INNING STREAKS FOR TWINS STARTERS

PITCHER	STREAK	DATES
Johan Santana	33.0 IP	August 28-September 24, 2004
Scott Erickson	29.1 IP	April 21-May 7, 1991
Frank Viola	29.0 IP	April 26-May 10, 1988
Jim Kaat	27.1 IP	August 19-31, 1966
Kyle Gibson	22.0 IP	June 2-18, 2014



# TWINS INDIVIDUAL SEASON RECORDS

## BATTING AND BASERUNNING

Average	388, Carew, 1977
Games	+164, Tovar, 1967
Plate Appearances	744, Puckett, 1985
At-Bats	691, Puckett, 1985
Runs	140, Knoblauch, 1996
Hits	239, Carew, 1977
Extra-Base Hits	84, Oliva, 1964
Total Bases	374, Oliva, 1964
Slugging Percentage	606, Killebrew, 1967
On-Base Percentage	449, Carew, 1977
Pinch-Hit Average (20+ AB)	444, Leius, 1991
Pinch Hits	19, Hale, 1996
Bunt Hits	30, Gómez, 2008
Infield Hits	50, Gómez, 2008
Singles	180, Carew, 1974
Doubles	47, Morneau, 2008
Triples	20, Guzmán, 2000
Home Runs, Right-Handed	49, Killebrew, 1964, '69
Home Runs, Left-Handed	34, Hrbek, 1987 and Morneau, 2006
Home Runs, Rookie	33, Hall, 1963
Home Runs, Home	29, Killebrew, 1961
Home Runs, Road	28, Killebrew, 1962
Grand Slams	3, Allison, 1961 Carew, 1976 Hrbek, 1985 Puckett, 1992 Hunter, 2007

Consecutive Games with a Home Run	5, Killebrew, 2x in 1970 Cordova, 1995 Dozier, 2016
RBI	140, Killebrew, 1969
Walks	145, Killebrew, 1969
Hit-by-Pitch	19, Knoblauch, 1996
Strikeouts	178, Saño, 2016
Fewest Strikeouts	16 (min. 385 AB's), Harper, 1989
Ground Into Double Play	28, Killebrew, 1970 Plouffe, 2015
Fewest Ground Into Double Play	1 (min. 502 PA), Buxton, 2017
Sacrifice Hits	25, Wilfong, 1979
Sacrifice Flies	13, Gaetti, 1982 Brunansky, 1985
Consecutive Games Played	319, Morneau, 2007-09
Consecutive Game Hit-Streak	31, Landreaux, 1980
Consecutive Hits	9, Oliva, 1967 Hatcher, 1985 Walker, 1998
On-Base Streak	11, Carew, 1967 Knoblauch, 1996 Walker, 1998
Multi-Hit Games	74, Puckett, 1989
4-Hit Games	8, Carew, 1977 Puckett, 1988
Consecutive Hitless At-Bats	53, Chance, 1967
Stolen Bases	62, Knoblauch, 1997
Caught Stealing	22, Carew, 1976
Stolen Base Percentage	96.7 (29-for-30), Buxton, 2017

## PITCHING

ERA	2.45 (202.1 IP), Anderson, 1988
Win Percentage	.800 (12-3), J. Santana, 2003 and Liriano, 2006
Wins	25, Kaat, 1966
Relief Wins	17, Campbell, 1976
Losses	20, Ramos, 1961
Decisions	38, Kaat, 1966
Saves	47, Nathan, 2009
Games	+90, Marshall, 1979
Games Started	42, Kaat, 1965
Complete Games	25, Blyleven, 1973
Consecutive Complete Games	8, Pascual, 1964
Relief Appearances	*89, Marshall, 1979
Games Finished	*84, Marshall, 1979
Innings Pitched	325.0, Blyleven, 1973
Hits	296, Blyleven, 1973
Runs	141, Viola, 1983
Earned Runs	129, Hawkins, 1999
Home Runs	*50, Blyleven, 1986
Strikeouts	265, J. Santana, 2004
Walks	127, J. Hughes, 1975
Intentional Walks	16, Perranoski, 1969

Hit Batsmen	18, Kaat, 1962
Wild Pitches	15, Goltz, 1976 Smithson, 1986 Morris, 1991 J. Santana, 2002
Balks	5, R. Erickson, 1981 Straker, 1987 Berenguer, 1988 Banks, 1993
Pickoffs	14, Koonsman, 1979
Shutouts	9, Blyleven, 1973
Shutouts Lost	5, Stigman, 1964 Decker, 1974 Viola, 1983
Consecutive Shutout Innings Pitched	36.0, Romero, 2004
1-0 Games Won	3, Blyleven, 1971
1-0 Games Lost	2, many players
Consecutive Wins	13, J. Santana, 2004
Consecutive Losses	16, Felton, 1980-82 Single-Season
	13, Felton, 1982

(# — denotes major league record; + — denotes league record; \* — denotes tie for league record)

## FIELDING BY POSITION

POSITION	PLAYER	YEAR	G	PO	A	E	FIELDING %
P	Jim Perry	1971	40	17	44	0	1.000
C	Joe Mauer	2007	91	598	35	1	.998
1B	Joe Mauer	2017	125	947	63	2	.998
2B	Rob Wilfong	1980	120	238	337	3	.995
3B	Gary Gaetti	1988	115	105	189	7	.977
SS	Leo Cardenas	1971	153	266	445	11	.985
OF	Ben Revere	2012	121	282	8	0	1.000
All	TEAM	2009	163	4359	1565	76	.987

## TWINS 200-PLUS HITS IN A SEASON

PLAYER	YEAR	HITS
Tony Oliva	1964	217
Tony Oliva	1970	204
César Tovar	1971	204
Rod Carew	1973	203
Rod Carew	1974	218
Rod Carew	1976	200
Rod Carew	1977	239

PLAYER	YEAR	HITS
Kirby Puckett	1986	223
Kirby Puckett	1987	207
Kirby Puckett	1988	234
Kirby Puckett	1989	215
Kirby Puckett	1992	210
Paul Molitor	1996	225



# TWINS TEAM SEASON RECORDS

## MISCELLANEOUS

Highest Win Percentage (102-60)	630 in 1965	Most One-Run Games Won	35 in 1968
Lowest Win Percentage (59-103)	364 in 2016	Most Extra-Innings	23 in 2005
Best Home Percentage (57-24)	704 in 1969	Most Extra-Inning Games Won	15 in 2005
Best Road Percentage (51-30)	630 in 1965	Most Night Games	117 in 1990, 91 and 99
Most Consecutive Wins	15 in 1991	Most Night Games Won	70 in 1991
Most Consecutive Losses	14 in 1982	Most Day Games	95 in 1961
Most Doubleheaders	20 in 1961	Most Day Games Won	54 in 1962
Most Doubleheaders Won	7 in 1965	Most Players Used	52 in 2017
Most Games	+164 in 1967	Fewest Players Used	31 in 1976
Fewest Games	110 in 1981	Most Pitchers	36 in 2017
Most Home Games	*84 in 1985	Fewest Pitchers	12 in 1967 (and 72)
Most Road Games	83 in 1967	Most Pinch-Hitters	265 in 1968 and 79
Most One-Run Games	68 in 1928	Fewest Pinch-Hitters	6 in 2012

## BATTING AND BASERUNNING

Highest Batting Average	288 in 1996	Most Consecutive Games with a Home Run	16 in 1979, 2x in 2017
Lowest Batting Average	237 in 1968	Most Runs Batted In	812 in 1996
Highest Pinch-Hit Average	363 in 1994	Fewest Runs Batted In	522 in 1968
Lowest Pinch-Hit Average	127 in 2015	Most Walks	649 in 1962
Most At-Bats	5677 in 1969	Fewest Walks	436 in 1980
Fewest At-Bats	5373 in 1968	Most Intentional Walks	79 in 1965
Most Runs	877 in 1996	Fewest Intentional Walks	20 in 2013
Fewest Runs	562 in 1968	Most Strikeouts	1430 in 2013
Most Hits	1633 in 1996	Fewest Strikeouts	684 in 1978
Fewest Hits	1274 in 1968	Most GDP	172 in 1996
Most Bunt Hits	65 in 2008	Fewest GDP	93 in 1965 (and 94)
Most Extra-Base Hits	551 in 2002	Most Sacrifice Hits	142 in 1979
Fewest Extra-Base Hits	338 in 1974	Fewest Sacrifice Hits	18 in 1998 and 95
Most Total Bases	2440 in 2003	Most Sacrifice Flies	72 in 2008
Fewest Total Bases	1878 in 1968	Fewest Sacrifice Flies	25 in 2011
Highest Slugging Percentage	437 in 2002	Most Hit-by-Pitch	65 in 1996
Lowest Slugging Percentage	338 in 1981	Fewest Hit-by-Pitch	21 in 1980
Most Singles	1192 in 1974	Most Left on Base	1262 in 1974
Fewest Singles	872 in 2015	Fewest Left on Base	993 in 2015
Most Doubles	348 in 2002	Most Stolen Bases	151 in 1997
Fewest Doubles	180 in 1974	Fewest Stolen Bases	32 in 1963
Most Triples	60 in 1977	Most Caught Stealing	75 in 1976
Fewest Triples	15 in 2013	Fewest Caught Stealing	14 in 1963
Most Home Runs	225 in 1963	Highest Stolen Base Percentage	78.9% (112-for-142) in 2007
Fewest Home Runs	81 in 1976	Lowest Stolen Base Percentage	52.2% (47-for-90) in 1961
Most Grand Slams	8 in 1961	Consecutive Scoreless Innings	30.0 in 1964 and 78
Fewest Grand Slams	0 in 1968		

## PITCHING

Lowest ERA	2.89 in 1968	Most Intentional Walks	76 in 1969
Highest ERA	5.76 in 1995	Fewest Intentional Walks	12 in 2000
Most Wins	102 in 1965	Most Hit Batsmen	58 in 2009
Fewest Wins	59 in 2016	Fewest Hit Batsmen	12 in 1982
Most Losses	103 in 2016	Most Wild Pitches	83 in 2016
Fewest Losses	60 in 1965	Fewest Wild Pitches	32 in 1980
Most Saves	58 in 1970	Most Balks	38 in 1988
Fewest Saves	22 in 1975	Fewest Balks	1 in 1961, 66, 69 and 2004
Most Innings Pitched	1497.2 in 1969	Most Pickoffs	29 in 1979 and 85
Fewest Innings Pitched	1416.2 in 1971	Most Complete Games	58 in 1963 and 67
Most Runs Allowed	900 in 1996	Fewest Complete Games	1 in 2006 and 13
Fewest Runs Allowed	546 in 1968	Consecutive Complete Games	7 in 1962
Most Earned Runs Allowed	844 in 1996	Most Consecutive Games without a CG	175 from 2006 to 2007
Fewest Earned Runs Allowed	461 in 1968	Most Relievers Used	682 in 2017
Most Hits Allowed	1634 in 2000	Fewest Relievers Used	163 in 1975
Fewest Hits Allowed	1224 in 1968	Most Shutouts Won	18 in 1967 and 73
Most Home Runs Allowed	233 in 1996	Fewest Shutouts Won	3 in 1993
Fewest Home Runs Allowed	89 in 1976	Most Shutouts Lost	14 in 1964, 72, 90 and 2006
Most Strikeouts	1191 in 2016	Fewest Shutouts Lost	2 in 2017
Fewest Strikeouts	703 in 1978	Consecutive Shutout Innings Pitched	32.0 in 2004
Most Walks	643 in 1982	Most 1-0 Games Won	5 in 1966
Fewest Walks	348 in 2005	Most 1-0 Games Lost	5 in 1974

## FIELDING

Most Errors	174 in 1961	Highest Fielding Percentage	.987 in 2002, 09, 10, 13 and 17
Fewest Errors	74 in 2002	Lowest Fielding Percentage	.971 in 1961
Most Consecutive Errorless Games	12 in 2002	Most Chances	6509 in 1969
Most Passed Balls	21 in 1987 and 93	Fewest Chances	5830 in 2002
Fewest Passed Balls	4 in 1984, 2001 and 08	Most Putouts	4503 in 1969
Most Double Plays	203 in 1979	Fewest Putouts	4248 in 1971
Fewest Double Plays	114 in 2003	Most Assists	2007 in 1979
Most Consecutive Games with a Double Play	17 in 1979	Fewest Assists	1422 in 2002

\*lows exclude strike-shortened seasons of 1972, 1981, 1994 and 1995



# TWINS ALL-TIME TOP TEN

## BATTING

### SINGLE SEASON

#### BATTING AVERAGE

388+	Rod Carew	1977
<b>365+</b>	<b>Joe Mauer</b>	<b>2009</b>
364+	Rod Carew	1974
359	Rod Carew	1975
356	Kirby Puckett	1988
350+	Rod Carew	1973
<b>347+</b>	<b>Joe Mauer</b>	<b>2006</b>
341	Chuck Knoblauch	1996
341	Paul Molitor	1996
339+	Kirby Puckett	1989

#### GAMES

164+	César Tovar	1967
163	Harmon Killebrew	1967
163+	Justin Morneau	2008
162**	Harmon Killebrew	1966
162	Harmon Killebrew	1969
162**	Roy Smalley	1979
162**+	Gary Gaetti	1984
161	Torii Hunter	1964
161	César Tovar	1970
161	Kirby Puckett	1985
161	Kirby Puckett	1986
161	Paul Molitor	1996

#### AT-BATS

691+	Kirby Puckett	1985
680	Kirby Puckett	1986
672*	Torii Hunter	1964
666*	Zoilo Versalles	1965
660	Paul Molitor	1996
659	Zoilo Versalles	1964
657	César Tovar	1971
657+	Kirby Puckett	1988
650	César Tovar	1970
649*	César Tovar	1967

#### RUNS

140	Chuck Knoblauch	1996
128+	Rod Carew	1977
126+	Zoilo Versalles	1965
120	César Tovar	1970
119	Kirby Puckett	1986
117	Chuck Knoblauch	1997
<b>112</b>	<b>Brian Dozier</b>	<b>2014</b>
109*	Torii Hunter	1964
109	Kirby Puckett	1988
107	Torii Hunter	1965
107	Chuck Knoblauch	1995

#### HITS

239+	Rod Carew	1977
234+	Kirby Puckett	1988
225*	Paul Molitor	1996
223	Kirby Puckett	1986
218+	Rod Carew	1974
217+	Torii Hunter	1964
215+	Kirby Puckett	1989
210+	Kirby Puckett	1992
207**	Kirby Puckett	1987
204*	Torii Hunter	1970
204*	César Tovar	1971

#### TOTAL BASES

374+	Torii Hunter	1964
365	Kirby Puckett	1986
358+	Kirby Puckett	1988
351	Rod Carew	1977
<b>336</b>	<b>Brian Dozier</b>	<b>2016</b>
333	Kirby Puckett	1987
331	Justin Morneau	2006
328	Harmon Killebrew	1961
324	Harmon Killebrew	1969
323	Torii Hunter	1970

### CAREER

#### BATTING AVERAGE

334	Rod Carew	1967-78
318	Kirby Puckett	1984-95
309	Shane Mack	1990-94
<b>308</b>	<b>Joe Mauer</b>	<b>2004-17</b>
306	Brian Harper	1988-93
304	Torii Hunter	1962-76
304	Chuck Knoblauch	1991-97
286	Larry Hise	1973-77
284	Denard Span	2008-12
284	Steve Braun	1971-76
284	Mickey Hatcher	1981-86

#### GAMES

1939	Harmon Killebrew	1961-74
1783	Kirby Puckett	1984-95
1747	Kent Hrbek	1981-94
<b>1731</b>	<b>Joe Mauer</b>	<b>2004-17</b>
1676	Torii Hunter	1962-76
1635	Rod Carew	1967-78
1373	Torii Hunter	1997-07, 15
1361	Gary Gaetti	1981-90
1278	Justin Morneau	2003-13
1236	Bob Allison	1961-70

#### AT-BATS

7244	Kirby Puckett	1984-95
6593	Harmon Killebrew	1961-74
<b>6444</b>	<b>Joe Mauer</b>	<b>2004-17</b>
6301	Torii Hunter	1962-76
6235	Rod Carew	1967-78
6192	Kent Hrbek	1981-94
5013	Torii Hunter	1997-07, 15
4989	Gary Gaetti	1981-90
4749	Justin Morneau	2003-13
4148	Zoilo Versalles	1961-67

#### RUNS

1071	Kirby Puckett	1984-95
1047	Harmon Killebrew	1961-74
<b>954</b>	<b>Joe Mauer</b>	<b>2004-17</b>
950	Rod Carew	1967-78
903	Kent Hrbek	1981-94
870	Torii Hunter	1962-76
739	Torii Hunter	1997-07, 15
713	Chuck Knoblauch	1991-97
669	Justin Morneau	2003-13
648	Bob Allison	1961-70

#### HITS

2304	Kirby Puckett	1984-95
2085	Rod Carew	1967-78
<b>1986</b>	<b>Joe Mauer</b>	<b>2004-17</b>
1917	Torii Hunter	1962-76
1749	Kent Hrbek	1981-94
1713	Harmon Killebrew	1961-74
1343	Torii Hunter	1997-07, 15
1318	Justin Morneau	2003-13
1276	Gary Gaetti	1981-90
1197	Chuck Knoblauch	1991-97

#### TOTAL BASES

3453	Kirby Puckett	1984-95
3412	Harmon Killebrew	1961-74
3002	Torii Hunter	1962-76
2976	Kent Hrbek	1981-94
<b>2856</b>	<b>Joe Mauer</b>	<b>2004-17</b>
2792	Rod Carew	1967-78
2318	Torii Hunter	1997-07, 15
2302	Justin Morneau	2003-13
2181	Gary Gaetti	1981-90
1881	Bob Allison	1961-70



# TWINS ALL-TIME TOP TEN

## BATTING

### SINGLE SEASON

DOUBLES		
47	Justin Morneau	2008
46	Marty Cordova	1996
46	Delmon Young	2010
45**+	Zoilo Versalles	1965
45	Kirby Puckett	1989
45+	Chuck Knoblauch	1994
45	Torii Hunter	2007
44	Matt Lawton	2000
43*	Tony Oliva	1964
43	Joe Mauer	2010

### TRIPLES

20+	Cristian Guzmán	2000
16*	Rod Carew	1977
15+	Eddie Rosario	2015
14*	Chuck Knoblauch	1996
14+	Cristian Guzmán	2001
14+	Cristian Guzmán	2003
13*	Zoilo Versalles	1963
13*	César Tovar	1970
13	Kirby Puckett	1985
12**	Zoilo Versalles	1965
12	Rod Carew	1976
12	Lyman Bostock	1977

### HOME RUNS

49+	Harmon Killebrew	1964
49+	Harmon Killebrew	1969
48*	Harmon Killebrew	1962
46	Harmon Killebrew	1961
45+	Harmon Killebrew	1963
44**+	Harmon Killebrew	1967
42	Brian Dozier	2016
41	Harmon Killebrew	1970
39	Harmon Killebrew	1966
35	Bob Allison	1963
35	Josh Willingham	2012

### RUNS BATTED IN

140+	Harmon Killebrew	1969
130	Justin Morneau	2006
129	Justin Morneau	2008
126*	Harmon Killebrew	1962
122	Harmon Killebrew	1961
121	Kirby Puckett	1988
119*	Harmon Killebrew	1971
119*	Larry Hisle	1977
113	Harmon Killebrew	1967
113	Harmon Killebrew	1970
113	Paul Molitor	1996

### WALKS

145*	Harmon Killebrew	1969
131+	Harmon Killebrew	1967
128	Harmon Killebrew	1970
114+	Harmon Killebrew	1971
107	Harmon Killebrew	1961
106	Harmon Killebrew	1962
103	Bob Allison	1961
103+	Harmon Killebrew	1966
98	Chuck Knoblauch	1996
95	Chili Davis	1991

### STRIKEOUTS

178	Miguel Sanó	2016
173	Miguel Sanó	2017
150	Byron Buxton	2017
148	Brian Dozier	2015
145+	Bobby Darwin	1972
142+	Harmon Killebrew	1962
142	Carlos Gómez	2008
141	Josh Willingham	2012
141	Brian Dozier	2017
138	Brian Dozier	2016

### CAREER

#### DOUBLES

414	Kirby Puckett	1984-95
401	Joe Mauer	2004-17
329	Tony Oliva	1962-76
312	Kent Hrbek	1981-94
305	Rod Carew	1967-78
289	Justin Morneau	2003-13
281	Torii Hunter	1997-07, 15
252	Gary Gaetti	1981-90
239	Michael Cuddyer	2001-11
232	Harmon Killebrew	1961-74

#### TRIPLES

90	Rod Carew	1967-78
61	Cristian Guzmán	1999-04
57	Kirby Puckett	1984-95
56	Zoilo Versalles	1961-67
51	Chuck Knoblauch	1991-97
48	Tony Oliva	1962-76
45	César Tovar	1965-72
41	Bob Allison	1961-70
36	Denard Span	2008-12
35	Greg Gagne	1983-92
35	Michael Cuddyer	2001-11

#### HOME RUNS

475	Harmon Killebrew	1961-74
293	Kent Hrbek	1981-94
221	Justin Morneau	2003-13
220	Tony Oliva	1962-76
214	Torii Hunter	1997-07, 15
211	Bob Allison	1961-70
207	Kirby Puckett	1984-95
201	Gary Gaetti	1981-90
163	Tom Brunansky	1982-88
151	Brian Dozier	2012-17

#### RUNS BATTED IN

1325	Harmon Killebrew	1961-74
1086	Kent Hrbek	1981-94
1085	Kirby Puckett	1984-95
947	Tony Oliva	1962-76
875	Joe Mauer	2004-17
860	Justin Morneau	2003-13
792	Torii Hunter	1997-07, 15
758	Gary Gaetti	1981-90
733	Rod Carew	1967-78
642	Bob Allison	1961-70

#### WALKS

1321	Harmon Killebrew	1961-74
888	Joe Mauer	2004-17
838	Kent Hrbek	1981-94
641	Bob Allison	1961-70
613	Rod Carew	1967-78
549	Roy Smalley	1976-82, 85-87
513	Chuck Knoblauch	1991-97
501	Justin Morneau	2003-13
450	Kirby Puckett	1984-95
448	Tony Oliva	1962-76

#### STRIKEOUTS

1314	Harmon Killebrew	1961-74
975	Torii Hunter	1997-07, 15
965	Kirby Puckett	1984-95
948	Joe Mauer	2004-17
877	Gary Gaetti	1981-90
842	Bob Allison	1961-70
839	Justin Morneau	2003-13
805	Michael Cuddyer	2001-11
798	Kent Hrbek	1981-94
737	Jacque Jones	1999-05



# TWINS ALL-TIME TOP TEN

## BATTING

### SINGLE SEASON

#### STOLEN BASES

62	Chuck Knoblauch.....	1997
49	Rod Carew.....	1976
46	Chuck Knoblauch.....	1995
45	César Tovar.....	1969
45	Chuck Knoblauch.....	1996
41	Rod Carew.....	1973
40	Ben Revere.....	2012
38	Rod Carew.....	1974
37	Otis Nixon.....	1998
35	3x, last Chuck Knoblauch.....	1994

### CAREER

#### STOLEN BASES

276	Chuck Knoblauch.....	1991-97
271	Rod Carew.....	1967-78
186	César Tovar.....	1965-72
134	Kirby Puckett.....	1984-95
128	Torii Hunter.....	1997-07, 15
116	Dan Gladden.....	1987-91
102	Cristian Guzmán.....	1999-04
96	Matt Lawton.....	1995-01
92	Larry Hisle.....	1973-77
90	Denard Span.....	2008-12
90	Brian Dozier.....	2012-17

## PITCHING

### SINGLE SEASON

#### WINS

25*	Jim Kaat.....	1966
24*	Jim Perry.....	1970
24+	Frank Viola.....	1988
21	Camilo Pascual.....	1963
21*	Mudcat Grant.....	1965
20*	10x, last Johan Santana.....	2004
	(Goltz tied for league-lead in 77)	
	(S. Erickson tied for league-lead in 91)	

#### LOSSES

20+	Pedro Ramos.....	1961
19+	Scott Erickson.....	1993
18	Geoff Zahn.....	1980
18	Allan Anderson.....	1990
17	Jim Kaat.....	1961
17	Jim Perry.....	1971
17	Bert Blyleven.....	1972
17	Bert Blyleven.....	1973
17	Bert Blyleven.....	1974
17	Bert Blyleven.....	1988
17	Rich Robertson.....	1996

### EARNED RUN AVERAGE

2.45*	Allan Anderson.....	1988
2.46	Camilo Pascual.....	1963
2.49	Dave Goltz.....	1978
2.52	Bert Blyleven.....	1973
2.53	Jim Merritt.....	1967
2.53	Dean Chance.....	1968
2.54	Jim Perry.....	1966
2.61*	Johan Santana.....	2004
2.62	Lee Stange.....	1963
2.62	Ray Corbin.....	1972

#### GAMES

90*	Mike Marshall.....	1979
83**	Eddie Guardado.....	1996
81	J.C. Romero.....	2002
79	Eddie Guardado.....	1998
79*	Matt Guerrier.....	2009
78*	Bill Campbell.....	1976
77	Mike Trombley.....	1998
77	Juan Rincón.....	2004
76	Bob Wells.....	1999 and 2000
76	Matt Guerrier.....	2008

#### GAMES STARTED

42+	Jim Kaat.....	1965
41+	Jim Kaat.....	1966
40*	Jim Perry.....	1970
40	Bert Blyleven.....	1973
39	Mudcat Grant.....	1965
39**	Dean Chance.....	1967
39	Dean Chance.....	1968
39	Jim Perry.....	1971
39	Dave Goltz.....	1977
38	5x, last Bert Blyleven.....	1972

### CAREER

#### WINS

189	Jim Kaat.....	1961-73
149	Bert Blyleven.....	1970-76, 85-88
148	Brad Radke.....	1995-06
128	Jim Perry.....	1963-72
112	Frank Viola.....	1982-89
96	Dave Goltz.....	1972-79
93	Johan Santana.....	2000-07
88	Camilo Pascual.....	1961-66
75	Kevin Tapani.....	1989-95
67	Dave Boswell.....	1964-70

#### LOSSES

152	Jim Kaat.....	1961-73
139	Brad Radke.....	1995-06
138	Bert Blyleven.....	1970-76, 85-88
93	Frank Viola.....	1982-89
90	Jim Perry.....	1963-72
79	Dave Goltz.....	1972-79
65	Joe Mays.....	1999-05
63	Kevin Tapani.....	1989-95
60	Scott Erickson.....	1990-95
57	3x, last Kyle Lohse.....	2001-06

### EARNED RUN AVERAGE

2.67	Dean Chance.....	1967-69
3.03	Jim Merritt.....	1965-68
3.15	Jim Perry.....	1963-72
3.22	Johan Santana.....	2000-07
3.28	Jim Kaat.....	1961-73
3.28	Bert Blyleven.....	1970-76, 85-88
3.31	Camilo Pascual.....	1961-66
3.35	Dick Woodson.....	1969-70, 72-74
3.35	Mudcat Grant.....	1964-67
3.40	Matt Guerrier.....	2004-10, 14

#### GAMES

648	Eddie Guardado.....	1993-03, 2008
490	Rick Aguilera.....	1989-99
468	Jim Kaat.....	1961-73
460	Joe Nathan.....	2004-11
420	Matt Guerrier.....	2004-10, 14
409	Glen Perkins.....	2005-17
386	Juan Rincón.....	2001-08
378	Brad Radke.....	1995-06
376	Jim Perry.....	1963-72
376	Jesse Crain.....	2004-10

#### GAMES STARTED

422	Jim Kaat.....	1961-73
377	Brad Radke.....	1995-06
345	Bert Blyleven.....	1970-76, 85-88
259	Frank Viola.....	1982-89
249	Jim Perry.....	1963-72
215	Dave Goltz.....	1972-79
180	Kevin Tapani.....	1989-95
179	Camilo Pascual.....	1961-66
175	Johan Santana.....	2000-07
165	Eric Milton.....	1998-03



# TWINS ALL-TIME TOP TEN

## PITCHING

### SINGLE SEASON

#### COMPLETE GAMES

25	Bert Blyleven	1973
20	Bert Blyleven	1975
19*	Jim Kaat	1966
19	Bert Blyleven	1974
19	Dave Goltz	1977
18*	Camilo Pascual	1962
18*	Camilo Pascual	1963
18*	Dean Chance	1967
17	Bert Blyleven	1971
16	2x, last Bert Blyleven	1986

#### SHUTOUTS

9+	Bert Blyleven	1973
8**+	Camilo Pascual	1961
6*	Mudcat Grant	1965
6	Dean Chance	1968
5**+	Jim Kaat	1962
5**+	Camilo Pascual	1962
5	Dean Chance	1967
5	Bert Blyleven	1971
5	Geoff Zahn	1980
4	5x, last Frank Viola	1984

#### SAVES

47	Joe Nathan	2009
45*	Eddie Guardado	2002
44	Joe Nathan	2004
43	Joe Nathan	2005
42	Jeff Reardon	1988
42	Rick Aguilera	1991
41	Rick Aguilera	1992
41	Eddie Guardado	2003
39	Joe Nathan	2008
38	Rick Aguilera	1998

#### INNINGS PITCHED

325.0	Bert Blyleven	1973
304.2*	Jim Kaat	1966
303.0	Dave Goltz	1977
292.0	Dean Chance	1968
287.1	Bert Blyleven	1972
283.2*	Dean Chance	1967
281.0	Bert Blyleven	1974
278.2	Jim Perry	1970
278.1	Bert Blyleven	1971
275.2	Bert Blyleven	1975

#### WALKS

127	Jim Hughes	1975
116*	Rich Robertson	1996
107	Dave Boswell	1967
102	Jim Perry	1971
101	Dick Woodson	1972
101	Bert Blyleven	1987
100	Camilo Pascual	1961
99	Dave Boswell	1969
98	Camilo Pascual	1964
97	2x, last Vic Albury	1975

#### STRIKEOUTS

265*	Johan Santana	2004
258	Bert Blyleven	1973
249	Bert Blyleven	1974
245+	Johan Santana	2006
238+	Johan Santana	2005
235	Johan Santana	2007
234	Dean Chance	1968
233	Bert Blyleven	1975
228	Bert Blyleven	1972
224	Bert Blyleven	1971

### CAREER

#### COMPLETE GAMES

141	Bert Blyleven	1970-76, 85-88
133	Jim Kaat	1961-73
80	Dave Goltz	1972-79
72	Camilo Pascual	1961-66
61	Jim Perry	1963-72
54	Frank Viola	1982-89
37	Dave Boswell	1964-70
37	Brad Radke	1995-06
36	Mudcat Grant	1964-67
36	Geoff Zahn	1977-80

#### SHUTOUTS

29	Bert Blyleven	1970-76, 85-88
23	Jim Kaat	1961-73
18	Camilo Pascual	1961-66
17	Jim Perry	1963-72
11	Dean Chance	1967-69
11	Dave Goltz	1972-79
10	Mudcat Grant	1964-67
10	Frank Viola	1982-89
10	Brad Radke	1995-06
7	Geoff Zahn	1977-80
7	Scott Erickson	1990-95

#### SAVES

260	Joe Nathan	2004-11
254	Rick Aguilera	1989-98
120	Glen Perkins	2006-17
116	Eddie Guardado	1993-03, 2008
108	Ron Davis	1982-86
104	Jeff Reardon	1987-89
88	Al Worthington	1964-69
76	Ron Perranoski	1968-71
54	Mike Marshall	1978-80
51	Bill Campbell	1973-76

#### INNINGS PITCHED

2959.1	Jim Kaat	1961-73
2566.2	Bert Blyleven	1970-76, 85-88
2451.0	Brad Radke	1995-06
1883.1	Jim Perry	1963-72
1772.2	Frank Viola	1982-89
1638.0	Dave Goltz	1972-79
1308.2	Johan Santana	2000-07
1284.2	Camilo Pascual	1961-66
1171.1	Kevin Tapani	1989-95
1036.1	Dave Boswell	1964-70

#### WALKS

694	Jim Kaat	1961-73
674	Bert Blyleven	1970-76, 85-88
541	Jim Perry	1963-72
521	Frank Viola	1982-89
493	Dave Goltz	1972-79
460	Dave Boswell	1964-70
445	Brad Radke	1995-06
431	Camilo Pascual	1961-66
367	Scott Erickson	1990-95
364	Johan Santana	2000-07

#### STRIKEOUTS

2035	Bert Blyleven	1970-76, 85-88
1824	Jim Kaat	1961-73
1467	Brad Radke	1995-06
1381	Johan Santana	2000-07
1214	Frank Viola	1982-89
1025	Jim Perry	1963-72
994	Camilo Pascual	1961-66
887	Dave Goltz	1972-79
865	Dave Boswell	1964-70
788	Francisco Liriano	2005-12



# TWINS ALL-TIME TOP TEN

## PITCHING

### SINGLE SEASON

#### HOME RUNS ALLOWED

50+	Bert Blyleven	1986
46	Bert Blyleven	1987
40**+	Brad Radke	1996
39+	Pedro Ramos	1961
39+	Jim Perry	1971
38+	Carlos Silva	2006
37	Frank Viola	1986
35+	Mike Smithson	1984
35	Eric Milton	2000
35	Eric Milton	2001

#### WIN PERCENTAGE

.800+	Johan Santana (12-3)	2003
.800+	Francisco Liriano (12-3)	2006
.774+	Frank Viola (24-7)	1988
.773*	Bill Campbell (17-5)	1976
.769	Jim Perry (20-6)	1969
.769	Johan Santana (20-6)	2004
.769	Kevin Slowey (10-3)	2009
.760	Johan Santana (19-6)	2006
.750*	Mudcat Grant (21-7)	1965
.750	Glen Perkins (12-4)	2008

### CAREER

#### HOME RUNS ALLOWED

326	Brad Radke	1995-06
270	Jim Kaat	1961-73
243	Bert Blyleven	1970-76, 85-88
213	Frank Viola	1982-89
166	Jim Perry	1963-72
149	Eric Milton	1998-03
144	Johan Santana	2000-07
128	Kyle Lohse	2001-06
127	Joe Mays	1999-05
123	Camilo Pascual	1961-66
123	Scott Baker	2005-12

#### WIN PERCENTAGE

.717	Juan Berenguer (33-13)	1987-90
.679	Johan Santana (93-44)	2000-07
.611	Jesse Crain (33-21)	2004-10
.607	Camilo Pascual (88-57)	1961-66
.604	Bill Campbell (32-21)	1973-76
.588	Mudcat Grant (50-35)	1964-67
.587	Jim Perry (128-90)	1963-72
.583	Glen Perkins (35-25)	2006-17
.574	Kevin Slowey (39-29)	2007-11
.568	Scott Baker (63-48)	2005-12

+ led major leagues ; \* led league; \*\* tied for league lead

**BOLD** indicates player still active with Twins

**NOTE:** Career batting based on 2000 at-bats; season batting and pitching records based on qualifying players; career pitching records based on 500 innings pitched; career win percentage determined by at least 30 wins

## TWINS ALL-TIME .300 HITTERS BY YEAR

(minimum 502 plate appearances)

YEAR	PLAYER	AVERAGE	YEAR	PLAYER	AVERAGE	YEAR	PLAYER	AVERAGE
1961	Earl Batten	.302	1981	—		2000	Matt Lawton	.305
1962	—		1982	Kent Hrbek	.301		Corey Koskie	.300
1963	Rich Rollins	.307	1983	—		2001	Doug Mientkiewicz	.306
1964	Tony Oliva	*.323	1984	Kent Hrbek	.311		Cristian Guzmán	.302
1965	Tony Oliva	*.321		Mickey Hatcher	.302	2002	Jacque Jones	.300
1966	Tony Oliva	.307	1985	—		2003	A.J. Pierzynski	.312
1967	—		1986	Kirby Puckett	.328		Jacque Jones	.304
1968	—		1987	Kirby Puckett	.332		Doug Mientkiewicz	.300
1969	Rod Carew	*.332	1988	Kirby Puckett	.356	2004	—	
	Tony Oliva	.309		Kent Hrbek	.312	2005	—	
1970	Tony Oliva	.325		Gary Gaetti	.301	2006	Joe Mauer	+.347
	César Tovar	.300	1989	Kirby Puckett	*.339		Justin Morneau	.321
1971	Tony Oliva	*.337	1990	—		2007	—	
	César Tovar	.311	1991	Kirby Puckett	.319	2008	Joe Mauer	*.328
	Rod Carew	.307	1992	Kirby Puckett	.329		Justin Morneau	.300
1972	Rod Carew	*.318		Shane Mack	.315	2009	Joe Mauer	+.365
1973	Rod Carew	*.350		Brian Harper	.307		Denard Span	.311
1974	Rod Carew	*.364	1993	Brian Harper	.304		Jason Kubel	.300
1975	Rod Carew	*.359	1994	Kirby Puckett	.317	2010	Joe Mauer	.327
	Steve Braun	.302		Chuck Knoblauch	.312	2011	—	
1976	Rod Carew	.331	1995	Chuck Knoblauch	.333	2012	Joe Mauer	.319
	Lyman Bostock	.323		Kirby Puckett	.314	2013	Joe Mauer	.324
1977	Rod Carew	*.388	1996	Chuck Knoblauch	.341	2014	—	
	Lyman Bostock	.336		Paul Molitor	.341	2015	—	
	Larry Hisle	.302		Marty Cordova	.309	2016	—	
1978	Rod Carew	*.333	1997	Paul Molitor	.305	2017	Joe Mauer	.305
1979	Ken Landreaux	.305	1998	Todd Walker	.316			
1980	John Castino	.302	1999	—				

(\* — league leadership; + — major league leadership)



# TWINS ROOKIE ALL-TIME TOP TEN

## BATTING

### BATTING AVERAGE

323*	Tony Oliva	1964
319	Danny Santana	2014
301	Kent Hrbek	1982
298	Rich Rollins	1962
296	Kirby Puckett	1984
294	Denard Span	2008
292	Rod Carew	1967
285	John Castino	1979
282	Lyman Bostock	1975
281	Chuck Knoblauch	1991

### AT-BATS

672	Tony Oliva	1964
624	Rich Rollins	1962
573	Bernie Allen	1962
568	Tim Teufel	1984
565	Chuck Knoblauch	1991
563	Luis Rivas	2001
557	Kirby Puckett	1984
534	Butch Wynegar	1976
532	Kent Hrbek	1982
514	Rod Carew	1967

### HITS

217*	Tony Oliva	1964
186	Rich Rollins	1962
165	Kirby Puckett	1984
160	Kent Hrbek	1982
159	Chuck Knoblauch	1991
154	Bernie Allen	1962
150	Rod Carew	1967
150	Luis Rivas	2001
149	Tim Teufel	1984
143	Zoilo Versalles	1961

### HOME RUNS

33	Jimmie Hall	1963
32	Tony Oliva	1964
25	Gary Gaetti	1982
24	Marty Cordova	1995
23	Kent Hrbek	1982
22	Bobby Darwin	1972
20	Tom Brunansky	1982
18	<b>Miguel Sanó</b>	<b>2015</b>
17	<b>Max Kepler</b>	<b>2016</b>
16	Rich Rollins	1962

### WALKS

79	Butch Wynegar	1976
76	Tim Teufel	1984
75	Rich Rollins	1962
71	Tom Brunansky	1982
63	Jimmie Hall	1963
62	Bernie Allen	1962
59	Chuck Knoblauch	1991
54	Kent Hrbek	1982
54	Bobby Mitchell	1982
53	<b>Miguel Sanó</b>	<b>2015</b>

### GAMES

161	Tony Oliva	1964
159	Bernie Allen	1962
159	Rich Rollins	1962
157	Tim Teufel	1984
156	Jimmie Hall	1963
156	Steve Lombardozi	1986
153	Bobby Randall	1976
153	Luis Rivas	2001
151	Chuck Knoblauch	1991
149	Butch Wynegar	1976

### RUNS

109*	Tony Oliva	1964
96	Rich Rollins	1962
88	Jimmie Hall	1963
82	Kent Hrbek	1982
81	Marty Cordova	1995
79	Bernie Allen	1962
78	Chuck Knoblauch	1991
77	Tom Brunansky	1982
76	Tim Teufel	1984
72	Dan Ford	1975

### DOUBLES

43*	Tony Oliva	1964
30	Tom Brunansky	1982
30	Tim Teufel	1984
27	Bernie Allen	1962
27	Marty Cordova	1995
25	Zoilo Versalles	1961
25	Gary Gaetti	1982
24	Chuck Knoblauch	1991
24	Jacque Jones	1999
23	2x, last Dustan Mohr	2002

### RUNS BATTED IN

96	Rich Rollins	1962
94	Tony Oliva	1964
92	Kent Hrbek	1982
84	Gary Gaetti	1982
84	Marty Cordova	1995
80	Jimmie Hall	1963
80	Bobby Darwin	1972
69	Butch Wynegar	1976
64	Bernie Allen	1962
63	<b>Max Kepler</b>	<b>2016</b>

### STOLEN BASES

34	Ben Revere	2011
31	Luis Rivas	2001
25	Willie Norwood	1978
25	Chuck Knoblauch	1991
21	Darin Mastroianni	2012
20	Marty Cordova	1995
20	Danny Santana	2014
18	Denard Span	2008
16	César Tovar	1966
16	Zoilo Versalles	1961

NOTE: Batting average based on at least 400 plate appearances

\* - Led all American League hitters

## DO YOU Know?

...that in 1964 outfielder Tony Oliva earned American League Rookie of the Year honors with a .323 batting average. At the time, it was the highest league-leading average by a rookie in A.L. history. Since then, just four players have posted higher averages for an American League rookie: Fred Lynn (.331) in 1975, Kevin Seitzer (.323) in 1987, Ichiro Suzuki (.350) in 2001 and Mike Trout (.326) in 2012.



# TWINS ROOKIE ALL-TIME TOP TEN

## PITCHING

### WINS

16	Jim Hughes	1975
14	Roger Erickson	1978
12	Kevin Tapani	1990
12	Mark Redman	2000
12	Jesse Crain	2005
12	Francisco Liriano	2006
12	Glen Perkins	2008
12	Scott Diamond	2012
11	Paul Thormodsgard	1977
11	Brad Radke	1995
11	Nick Blackburn	2008

### LOSSES

15	Paul Thormodsgard	1977
14	Jim Hughes	1975
14	Brad Radke	1995
14	Eric Milton	1998
13	Roger Erickson	1978
13	Terry Felton	1982
12	Rick Lysander	1983
11	Ray Corbin	1971
11	Joe Mays	1999
11	Nick Blackburn	2008

### EARNED RUN AVERAGE\*

1.98	Doug Corbett	1980
2.16	Garry Roggenburk	1963
2.16	Francisco Liriano	2006
2.34	José Mijares	2009
2.67	Dave Goltz	1972
2.71	Jesse Crain	2005
2.87	Scott Erickson	1990
2.92	Pete Cimino	1966
<b>3.10</b>	<b>Tyler Duffey</b>	<b>2015</b>
3.14	Bill Campbell	1973

### GAMES

75	Jesse Crain	2005
73	Doug Corbett	1980
71	José Mijares	2009
61	Rick Lysander	1983
60	Len Whitehouse	1983
60	Gary Wayne	1989
<b>57</b>	<b>Taylor Rogers</b>	<b>2016</b>
52	Ray Corbin	1971
49	Dan Naulty	1996
49	Joe Mays	1999
<b>49</b>	<b>Ryan Pressly</b>	<b>2013</b>
49	Caleb Thielbar	2013

### COMPLETE GAMES

14	Roger Erickson	1978
12	Jim Hughes	1975
8	Paul Thormodsgard	1977
6	Gary Serum	1978
5	Tom Hall	1969
5	Bert Blyleven	1970
4	Vic Albury	1974
3	Joe Bonikowski	1962
3	Al Williams	1980
3	Frank Viola	1982

### GAMES STARTED

37	Paul Thormodsgard	1977
37	Roger Erickson	1978
34	Jim Hughes	1975
33	Nick Blackburn	2008
32	Eric Milton	1998
28	Kevin Tapani	1990
28	Brad Radke	1995
27	Scott Diamond	2012
26	Glen Perkins	2008
26	Les Straker	1987

### SAVES

23	Doug Corbett	1980
7	Bill Campbell	1973
4	Garry Roggenburk	1963
4	Pete Cimino	1966
4	Dan Naulty	1996
3	Lee Stange	1962
3	Ray Corbin	1971
3	Jim Strickland	1972
3	Tom Johnson	1975
3	Terry Felton	1982
3	Rick Lysander	1983

### INNINGS PITCHED

265.2	Roger Erickson	1978
249.2	Jim Hughes	1975
218.0	Paul Thormodsgard	1977
193.1	Nick Blackburn	2008
184.1	Gary Serum	1978
181.0	Brad Radke	1995
173.0	Scott Diamond	2012
172.1	Eric Milton	1998
171.0	Joe Mays	1999
164.0	2x, last Vic Albury	1974

### WALKS

127	Jim Hughes	1975
80	Vic Albury	1974
79	Roger Erickson	1978
76	Terry Felton	1982
70	Ray Corbin	1971
70	Eric Milton	1998
67	Joe Mays	1999
65	Paul Thormodsgard	1977
63	Pete Redfern	1976
59	Les Straker	1987

### STRIKEOUTS

144	Francisco Liriano	2006
135	Bert Blyleven	1970
130	Jim Hughes	1975
121	Roger Erickson	1978
117	Mark Redman	2000
115	Joe Mays	1999
<b>110</b>	<b>Trevor May</b>	<b>2015</b>
107	Eric Milton	1998
101	Kevin Tapani	1990
96	Gerry Arrigo	1964
96	Nick Blackburn	2008

\* - Earned run average based on at least 50.0 innings pitched

## DID YOU Know?

...that the Twins' best homestand ever took place during the 1991 season. The team went 10-0 from June 3-13 against Baltimore (3-0), Cleveland (4-0) and New York (3-0). The franchise's best road trip resulted in 7 wins in 8 tries, accomplished twice. The first was a New York, Milwaukee and Boston trip, April 28 to May 7, 1972, and the second came 30 years later on a Cleveland, Detroit and Chicago trip from July 17-July 24, 2002. The Twins have had two ten-win road trips, going 10-7 between July 23 and August 8, 1963 and 10-6 from August 14-27, 1967.



# TWINS MONTHLY RECORDS

	MARCH	APRIL	MAY	JUNE	JULY	AUGUST	SEPTEMBER	OCTOBER
1961	—	9-6	10-18	10-21	16-11	12-18	13-15	0-1
1962	—	9-9	18-12	15-15	15-11	19-13	15-11	—
1963	—	9-10	14-12	20-10	14-17	18-10	16-11	—
1964	—	7-6	17-13	15-16	11-18	16-13	12-14	1-3
1965	—	8-3	19-12	16-13	22-9	19-13	17-9	1-1
1966	—	4-6	16-15	15-17	16-14	21-11	16-9	1-1
1967	—	5-10	15-12	16-12	17-13	21-11	17-12	0-1
1968	—	11-6	13-15	14-14	10-19	18-17	13-12	—
1969	—	13-7	12-12	16-14	23-7	15-12	17-12	1-1
1970	—	12-6	19-7	14-12	17-11	14-18	21-10	1-0
1971	—	9-12	16-12	13-15	9-17	13-15	14-15	—
1972	—	8-3	15-9	12-17	12-16	14-15	14-15	2-2
1973	—	9-8	16-11	14-14	14-17	11-19	17-12	—
1974	—	9-11	11-12	12-19	18-12	15-14	16-11	1-1
1975	—	6-10	17-9	10-20	12-21	18-10	13-13	—
1976	—	5-9	16-12	12-18	18-11	13-19	18-8	3-0
1977	—	13-9	16-8	13-15	17-14	16-13	7-18	2-0
1978	—	8-16	11-12	11-13	15-15	13-19	15-13	0-1
1979	—	13-7	14-12	12-15	16-14	14-16	13-16	—
1980	—	10-10	8-19	13-13	16-12	10-21	17-7	3-2
1981	—	6-12	8-20	3-7	—	9-13	14-14	1-2
1982	—	9-13	3-26	8-17	14-13	13-15	12-16	1-2
1983	—	11-11	11-17	9-18	12-15	14-15	12-15	1-1
1984	—	11-13	13-12	13-14	17-10	15-16	12-16	—
1985	—	11-9	10-16	12-13	13-15	12-16	16-14	3-2
1986	—	8-13	11-16	14-13	10-16	12-17	13-14	3-2
1987	—	12-9	14-14	17-11	13-14	13-15	16-11	0-3
1988	—	8-13	17-10	17-10	15-12	17-13	15-13	2-0
1989	—	10-12	13-15	17-12	11-14	17-12	12-16	0-1
1990	—	7-12	21-7	7-21	15-14	9-19	13-14	2-1
1991	—	9-11	14-14	22-6	16-10	17-12	15-10	2-4
1992	—	9-12	18-8	18-11	16-11	12-17	14-12	3-1
1993	—	8-14	12-13	12-15	11-16	13-17	14-14	1-2
1994	—	9-16	16-8	15-12	7-20	6-4	—	—
1995	—	2-3	8-20	7-19	13-14	12-16	14-15	0-1
1996	—	13-12	10-16	15-13	13-14	16-14	11-15	—
1997	—	11-15	12-16	12-13	13-14	8-20	12-16	—
1998	—	11-16	13-13	14-14	13-13	9-20	10-16	—
1999	—	9-14	9-18	11-15	15-11	12-16	7-21	0-2
2000	—	11-15	13-14	12-16	12-15	11-14	10-18	0-1
2001	—	18-6	16-11	14-14	12-15	11-18	10-11	4-2
2002	—	16-11	15-13	15-12	19-7	15-14	14-10	—
2003	1-0	11-14	19-9	12-15	10-16	18-11	19-7	—
2004	—	15-7	12-16	14-12	17-10	15-13	17-11	2-1
2005	—	15-8	14-13	13-13	12-16	16-13	11-16	2-0
2006	—	9-15	15-13	19-7	18-8	16-12	18-11	1-0
2007	—	14-11	13-14	15-12	13-14	13-16	11-16	—
2008	1-0	12-14	15-13	17-11	15-10	17-12	11-15	—
2009	—	11-11	14-16	15-12	12-12	14-14	16-11	5-0
2010	—	15-8	16-12	12-15	15-11	18-10	17-10	1-2
2011	—	9-17	8-19	17-9	16-13	7-21	6-20	—
2012	—	6-16	12-16	14-13	12-14	9-19	13-15	0-3
2013	—	11-12	12-17	13-13	9-17	13-17	8-20	—
2014	0-1	12-11	13-16	12-16	11-15	11-18	11-15	—
2015	—	10-12	20-7	11-17	12-13	14-14	15-13	1-3
2016	—	7-17	8-19	10-17	15-11	9-20	8-19	2-0
2017	—	12-11	14-12	14-15	10-15	20-10	14-14	1-0
<b>Won</b>	<b>2</b>	<b>565</b>	<b>775</b>	<b>765</b>	<b>785</b>	<b>793</b>	<b>762</b>	<b>54</b>
<b>Lost</b>	<b>1</b>	<b>610</b>	<b>773</b>	<b>796</b>	<b>757</b>	<b>850</b>	<b>757</b>	<b>50</b>
<b>Pct.</b>	<b>.667</b>	<b>.481</b>	<b>.501</b>	<b>.490</b>	<b>.509</b>	<b>.483</b>	<b>.502</b>	<b>.519</b>

HISTORY RECORDS

## DID YOU Know?

...that Roy Smalley, Chili Davis, Ryan Doumit, Kennys Vargas and Jorge Polanco are the only five Twins ever to hit home runs from both sides of the plate in the same game. Smalley connected left-handed in the third inning off Boston's Rob Woodward and right-handed in the seventh off Joe Sambito May 30, 1986 in the Metrodome. Davis hit his first right-handed in the sixth inning off Kansas City's Chris Haney and left-handed in the eighth off Steve Shifflett October 2, 1992 at Kauffman Stadium. Doumit hit his first left-handed in the second inning off Kansas City's Jeremy Guthrie and right-handed in the sixth inning off Tim Collins July 22, 2012 at Kauffman Stadium.

Vargas hit his first left-handed in the second inning off Houston's Doug Fister and his second in the eighth inning right-handed off Tony Sipp in the first game of a doubleheader on August 11, 2016 at Target Field. Polanco homered from the left side of the plate in the third inning against Chicago-AL's James Shields and from the right side in the seventh inning against Aaron Bummer on August 29, 2017 at Target Field.



# TWINS RECORD BY DATE

## MARCH (2-1) / APRIL (565-610)

	31 2-1	1 3-4	2 3-5	3 10-4	4 4-10	5 14-10
6 16-16	7 17-14	8 16-17	9 16-27	10 21-22	11* 21-22	12 24-20
13 15-30	14 24-21	15 19-28	16 25-20	17 23-25	18 24-26	19 20-24
20 23-24	21 28-18	22 24-25	23 16-26	24 21-27	25 28-23	26 24-22
27 25-22	28 18-30	29* 19-26	30 25-23			

## MAY (775-773)

				1 26-22	2 24-20	3 23-26
4 27-24	5 24-21	6 23-27	7 26-24	8 27-24	9 28-20	10 20-27
11 17-28	12 28-18	13 27-21	14 23-30	15 26-26	16 22-28	17 27-24
18 26-22	19 30-26	20 21-31	21 22-31	22 23-27	23 19-28	24 23-25
25 29-24	26 26-23	27 29-23	28 30-21	29 25-25	30 29-27	31 25-30

## JUNE (765-796)

1 22-27	2 23-30	3 23-27	4 27-25	5 18-32	6 29-21	7 28-22
8 28-26	9 20-33	10 26-27	11 23-24	12 26-23	13 24-27	14 31-22
15 24-28	16 27-26	17 23-32	18 25-24	19 27-22	20 25-27	21* 19-33
22* 25-29	23 27-25	24 34-25	25 21-30	26 34-20	27 25-32	28 30-23
29 23-31	30 30-22					

## JULY (785-757)

		1 31-24	2 30-27	3 30-26	4 30-33	5 32-23
6 26-24	7 20-35	8 20-27	9 19-25	10 22-16	11 22-17	12 16-17
13 21-15	14 17-21	15 23-21	16 19-27	17 26-25	18 22-33	19 31-27
20 26-23	21 33-23	22 26-25	23 26-28	24 26-26	25* 28-22	26 28-25
27 31-20	28 32-23	29 23-27	30 26-26	31 23-26		

## AUGUST (793-850)

1 26-28	2 24-31	3 34-19	4 27-30	5 23-34	6 26-29	7 27-31
8 30-23	9 22-27	10 24-26	11 24-29	12 27-28	13 27-27	14 22-29
15 33-24	16 25-21	17 25-28	18 24-30	19 27-30	20 24-31	21 23-25
22* 24-25	23 24-33	24 25-27	25 25-25	26 23-29	27 27-28	28 23-25
29 27-29	30 20-28	31 31-19				

## SEPTEMBER (762-757) / OCTOBER (54-50)

			1 32-22	2 30-24	3 29-26	4 22-32
5* 22-29	6 22-30	7 32-20	8 22-26	9 30-22	10 29-23	11 28-25
12 16-33	13 26-25	14 27-26	15 27-27	16 30-20	17 25-25	18 25-28
19 24-26	20 27-22	21 24-28	22 31-20	23 31-15	24 25-21	25 26-28
26 20-25	27 20-30	28 22-29	29 19-26	30 19-24	1 17-15	2 17-13
3* 8-12	4 5-7	5 3-2	6 3-1	7 1-0		

\* denotes a tie is excluded



# TWINS HOME & ROAD RECORDS

HOME				ROAD				
WON	LOST	TIED	PCT.	YEAR	PCT.	WON	LOST	TIED
36	44	1	.450	1961	.425	34	46	0
45	36	1	.556	1962	.568	46	35	0
48	33	0	.593	1963	.538	43	37	0
40	41	1	.494	1964	.481	39	42	0
51	30	0	.630	1965	.630	51	30	0
49	32	0	.605	1966	.494	40	41	0
52	29	0	.642	1967	.481	39	42	2
41	40	0	.506	1968	.469	38	43	0
57	24	0	.704	1969	.494	40	41	0
51	30	0	.630	1970	.580	47	34	0
37	42	0	.468	1971	.457	37	44	0
42	32	0	.568	1972	.438	35	45	0
37	44	0	.457	1973	.543	44	37	0
48	33	1	.593	1974	.420	34	47	0
39	43	0	.476	1975	.481	37	40	0
44	37	0	.543	1976	.506	41	40	0
48	32	0	.600	1977	.444	36	45	0
38	43	0	.469	1978	.432	35	46	0
39	42	0	.481	1979	.531	43	38	0
44	36	0	.550	1980	.407	33	48	0
24	36	1	.400	1981	.347	17	32	0
37	44	0	.457	1982	.284	23	58	0
37	44	0	.457	1983	.407	33	48	0
47	34	0	.580	1984	.420	34	47	0
49	35	0	.583	1985	.359	28	50	0
43	38	0	.531	1986	.346	28	53	0
56	25	0	.691	1987	.358	29	52	0
47	34	0	.580	1988	.543	44	37	0
45	36	0	.556	1989	.432	35	46	0
41	40	0	.506	1990	.407	33	48	0
51	30	0	.630	1991	.543	44	37	0
48	33	0	.593	1992	.519	42	39	0
36	45	0	.444	1993	.432	35	46	0
32	27	0	.542	1994	.389	21	33	0
29	43	0	.403	1995	.375	27	45	0
39	43	0	.476	1996	.488	39	41	0
35	46	0	.432	1997	.407	33	48	0
35	46	0	.432	1998	.432	35	46	0
31	50	0	.383	1999	.405	32	47	1
36	45	0	.444	2000	.407	33	48	0
47	34	0	.580	2001	.469	38	43	0
54	27	0	.667	2002	.500	40	40	0
48	33	0	.593	2003	.519	42	39	0
49	32	0	.605	2004	.531	43	38	0
45	36	0	.556	2005	.469	38	43	0
54	27	0	.667	2006	.519	42	39	0
41	40	0	.506	2007	.469	38	43	0
53	28	0	.654	2008	.427	35	47	0
49	33	0	.598	2009	.469	38	43	0
53	28	0	.654	2010	.506	41	40	0
33	48	0	.407	2011	.370	30	51	0
31	50	0	.383	2012	.432	35	46	0
32	49	0	.395	2013	.420	34	47	0
35	46	0	.432	2014	.432	35	46	0
46	35	0	.568	2015	.457	37	44	0
30	51	0	.370	2016	.358	29	52	0
41	40	0	.506	2017	.543	44	33	0
<b>2,425</b>	<b>2,134</b>	<b>5</b>	<b>.532</b>	<b>TOTALS</b>	<b>.458</b>	<b>2,076</b>	<b>2,456</b>	<b>3</b>

HISTORY / RECORDS

## TWINS LONGEST HIT-LESS STREAKS

PLAYER	AT-BATS	DATES
Dean Chance, p.....	53	April 9-July 28, 1967
Butch Wynegar, c.....	39	September 4-24, 1978
Jerry Zimmerman, c.....	37	May 25-June 11, 1967
Dick Stigman, p.....	35	August 12, 1962-April 23, 1963
Charlie Manuel, of.....	35	July 20-September 28, 1969
Bobby Mitchell, of.....	33	April 25-May 11, 1982
Gene Larkin, 1b.....	33	September 16-29, 1988
Greg Gagne, ss.....	32	June 19-July 4, 1991
Bob Miller, p.....	31	May 9-September 28, 1969
Steve Lombardozzi, 2b.....	31	August 24-September 25, 1988
Oswaldo Arcia, of.....	31	June 11-22, 2014
Glenn Adams, of.....	30	April 11-25, 1978

PLAYER	AT-BATS	DATES
Randy Bush, of.....	30	August 16-September 4, 1984
Greg Gagne, ss.....	30	August 30-September 12, 1987
Zoilo Versalles, ss.....	29	August 24-September 10, 1966
Marty Cordova, of.....	29	August 31-September 12, 1998
Larry Hisle, of.....	28	May 29-June 9, 1973
Roy Smalley, ss.....	28	August 26-September 6, 1977
Danny Valencia, 3b.....	28	May 1-July 28, 2012
Rich Becker, of.....	27	April 6-30, 1996
Pedro Munoz, of.....	27	July 28-August 13, 1993
Michael Ryan, of.....	27	July 17-August 13, 2005
Denard Span, of.....	27	June 6-August 13, 2011



# TWINS CAREER BATTING

(1,500 OR MORE AT-BATS)

PLAYER	YEARS	AVG	G	AB	R	H	2B	3B	HR	RBI	BB	SO
Bernie Allen	1962-66	.246	492	1595	195	392	75	10	32	163	165	212
Bob Allison	1961-70	.254	1236	3926	648	999	167	41	211	642	641	842
Earl Battey	1961-67	.278	853	2762	297	768	115	10	76	350	328	315
Steve Braun	1971-76	.284	751	2429	333	689	103	14	35	273	356	285
Tom Brunansky	1982-88	.250	916	3313	450	829	154	13	163	469	394	589
Steve Brye	1970-76	.261	537	1641	194	428	76	10	22	156	117	227
Randy Bush	1982-93	.251	1219	3045	388	763	154	26	96	409	348	505
Leo Cardenas	1969-71	.263	473	1720	193	453	83	12	39	210	159	266
Rod Carew	1967-78	.334	1635	6235	950	2085	305	90	74	733	613	716
Alexi Casilla	2006-12	.250	515	1580	210	395	72	14	11	147	121	225
John Castino	1979-84	.278	666	2320	293	646	86	34	41	249	177	298
Ron Coomer	1995-00	.278	676	2397	283	667	121	7	77	364	132	317
Marty Cordova	1995-99	.277	628	2322	336	643	139	14	79	385	233	498
Mike Cubbage	1976-80	.266	555	1681	195	447	66	18	29	226	181	193
Michael Cuddyer	2001-11	.272	1139	4072	606	1106	239	35	141	580	411	805
Bobby Darwin	1972-75	.257	490	1817	210	467	59	11	70	282	139	453
Brian Dozier	2012-17	<b>.250</b>	<b>851</b>	<b>3332</b>	<b>528</b>	<b>834</b>	<b>181</b>	<b>19</b>	<b>151</b>	<b>439</b>	<b>356</b>	<b>734</b>
Eduardo Escobar	2012-17	<b>.255</b>	<b>574</b>	<b>1860</b>	<b>221</b>	<b>474</b>	<b>101</b>	<b>15</b>	<b>48</b>	<b>221</b>	<b>119</b>	<b>391</b>
Dan Ford	1975-78	.272	570	1999	303	543	106	25	57	287	155	364
Lew Ford	2003-07	.272	494	1514	228	412	80	10	32	172	147	236
Gary Gaetti	1981-90	.256	1361	4989	646	1276	252	25	201	758	358	877
Greg Gagne	1983-92	.249	1140	3386	452	844	183	35	69	335	188	676
Dan Gladden	1987-91	.268	645	2470	358	661	117	26	38	238	169	326
Lenny Green	1961-64	.268	485	1514	233	406	71	11	27	140	204	113
Cristian Guzmán	1999-04	.266	841	3277	458	871	142	61	39	289	166	491
Jimmie Hall	1963-66	.269	573	1885	282	507	73	16	98	288	191	358
Brian Harper	1988-93	.306	730	2503	283	767	156	6	48	346	111	128
Mickey Hatcher	1981-86	.284	672	2366	256	671	127	15	26	260	109	158
Larry Hisle	1973-77	.286	662	2437	369	697	109	23	87	409	251	478
Denny Hocking	1993-03	.252	876	2204	273	556	109	17	25	215	188	412
Kent Hrbek	1981-94	.282	1747	6192	903	1749	312	18	293	1086	838	798
Torii Hunter	1997-07, 15	.268	1373	5013	739	1343	281	26	214	792	354	975
Jacque Jones	1999-05	.279	976	3492	492	974	189	15	132	476	231	737
Harmon Killebrew	1961-74	.260	1939	6593	1047	1713	232	21	475	1325	1321	1314
Chuck Knoblauch	1991-97	.304	1013	3939	713	1197	210	51	43	391	513	453
Corey Koskie	1998-04	.280	816	2788	438	781	180	13	101	437	385	647
Jason Kubel	2004-11, 14	.269	798	2715	346	729	148	14	105	442	269	591
Gene Larkin	1987-93	.266	758	2321	275	618	131	12	32	266	268	278
Tim Laudner	1981-89	.225	734	2038	221	458	97	5	77	263	190	573
Matt Lawton	1995-01	.277	771	2672	423	739	163	13	72	384	408	335
Shane Mack	1990-94	.309	633	2161	351	668	119	24	67	315	200	381
Joe Mauer	2004-17	<b>.308</b>	<b>1731</b>	<b>6444</b>	<b>954</b>	<b>1986</b>	<b>401</b>	<b>29</b>	<b>137</b>	<b>875</b>	<b>888</b>	<b>948</b>
Pat Mearns	1993-98	.265	742	2464	304	653	120	21	41	303	95	432
Doug Mientkiewicz	1998-04	.275	643	2147	273	590	146	6	43	266	300	308
Don Mincher	1961-66	.244	590	1511	220	369	73	9	90	265	220	278
George Mitterwald	1966-73	.239	514	1578	156	377	53	4	50	176	141	391
Paul Molitor	1996-98	.312	422	1700	237	530	102	17	23	271	146	186
Justin Morneau	2003-13	.278	1278	4749	669	1318	289	16	221	860	501	839
Pedro Munoz	1990-95	.275	483	1587	186	436	70	8	61	234	91	387
Al Newman	1987-91	.231	618	1647	209	380	59	7	0	135	178	162
Tony Oliva	1962-76	.304	1676	6301	870	1917	329	48	220	947	448	645
Trevor Plouffe	2010-16	.247	723	2638	332	651	148	10	96	357	218	582
Kirby Puckett	1984-95	.318	1783	7244	1071	2304	414	57	207	1085	450	965
Nick Punto	2004-10	.248	747	2365	311	587	102	21	12	194	271	440
Rich Reese	1964-73	.260	807	1918	238	498	72	17	50	241	151	253
Luis Rivas	2000-05	.262	565	1884	258	493	86	26	30	177	113	289
Rich Rollins	1961-68	.272	888	3048	395	830	117	20	71	369	253	382
Roy Smalley	1976-82, 85-87	.262	1148	3997	551	1046	184	21	110	485	549	606
Denard Span	2008-12	.284	589	2354	360	669	105	36	23	230	254	321
Danny Thompson	1970-76	.251	630	2022	177	508	67	11	14	181	107	216
César Tovar	1965-72	.281	1090	4142	646	1164	193	45	38	319	299	307
Ted Uhlaender	1965-69	.262	543	1846	226	483	70	16	23	186	112	178
Zoilo Versalles	1961-67	.252	1065	4148	564	1046	188	56	86	401	251	606
Gary Ward	1979-83	.285	417	1543	216	439	80	20	51	219	115	260
Rob Wilfong	1977-82	.262	554	1591	210	417	59	15	22	152	135	224
Butch Wynegar	1976-82	.254	794	2746	325	697	112	9	37	325	358	259
Delmon Young	2008-11	.287	497	1845	233	530	106	7	47	273	93	333

— **bold** indicates player still active with Twins

## DID YOU Know?

...that Harmon Killebrew is the only Twin to lead the American League in home runs. "Killer" led the league in 1962, 63, 64, 67 and 69.



# TWINS CAREER PITCHING

(400 OR MORE INNINGS PITCHED)

PLAYER	YEARS	ERA	W	L	IP	H	R	ER	BB	SO
Rick Aguilera	1989-99	3.50	40	47	694.0	641	298	270	179	586
Allan Anderson	1986-91	4.11	49	54	818.2	901	424	374	211	339
Scott Baker	2005-12	4.15	63	48	958.0	987	456	442	224	770
Juan Berenguer	1987-90	3.70	33	13	418.1	355	182	172	213	379
Nick Blackburn	2007-12	4.85	43	55	818.2	1003	490	441	202	388
Bert Blyleven	1970-76, 85-88	3.28	149	138	2566.2	2369	1044	934	674	2035
Dave Boswell	1964-70	3.49	67	54	1036.1	823	443	402	460	865
John Butcher	1984-86	4.48	24	28	502.2	563	273	250	120	204
Bill Campbell	1973-76	3.13	32	21	460.2	417	178	160	183	322
Bobby Castillo	1982-84	3.98	23	24	402.1	378	194	178	169	220
Dean Chance	1967-69	2.67	41	34	664.0	544	244	197	166	504
Ray Corbin	1971-75	3.84	36	38	652.1	638	325	278	261	348
Joe Decker	1973-76	4.09	29	34	503.1	486	254	229	272	310
Brian Duensing	2009-15	4.13	41	37	649.1	691	324	298	208	428
Roger Erickson	1978-82	4.10	31	47	712.0	769	375	324	226	321
Scott Erickson	1990-95	4.22	61	60	979.1	1035	509	459	367	527
<b>Kyle Gibson</b>	<b>2013-17</b>	<b>4.70</b>	<b>44</b>	<b>48</b>	<b>730.1</b>	<b>790</b>	<b>399</b>	<b>381</b>	<b>257</b>	<b>506</b>
Dave Goltz	1972-79	3.48	96	79	1638.0	1654	729	634	493	887
Mudcat Grant	1964-67	3.35	50	35	780.2	783	340	291	163	377
Eddie Guardado	1993-03, 08	4.53	37	49	704.2	674	368	355	270	610
Matt Guerrier	2004-10, 14	3.40	19	26	500.0	470	204	189	157	322
Mark Guthrie	1989-95	4.19	29	27	489.2	527	252	228	174	388
Tom Hall	1968-71	3.00	25	21	455.1	354	178	152	186	431
LaTroy Hawkins	1995-03	5.05	44	57	818.0	956	497	459	290	532
Jim Hughes	1974-77	4.30	25	30	441.1	443	241	211	205	226
<b>Phil Hughes</b>	<b>2014-17</b>	<b>4.37</b>	<b>32</b>	<b>29</b>	<b>477.2</b>	<b>553</b>	<b>242</b>	<b>232</b>	<b>58</b>	<b>352</b>
Darrell Jackson	1978-82	4.38	20	27	411.0	425	219	200	186	229
Jim Kaat	1961-73	3.28	189	152	2959.1	2927	1295	1080	694	1824
Jerry Koonsman	1979-81	3.77	39	35	601.1	618	276	252	186	361
Jack Kralick	1961-63	3.74	26	26	510.1	524	238	212	133	289
Francisco Liriano	2005-12	4.33	50	52	783.1	727	400	377	324	788
Kyle Lohse	2001-06	4.88	51	57	908.1	1025	522	493	289	561
Joe Mays	1999-05	4.85	48	65	946.1	1052	545	510	303	487
Jim Merritt	1965-68	3.03	37	41	686.2	583	260	231	135	527
Eric Milton	1998-03	4.76	57	51	987.1	1000	557	522	269	715
Joe Nathan	2004-11	2.16	24	13	463.1	309	118	111	134	561
Camilo Pascual	1961-66	3.31	88	57	1284.2	1130	541	472	431	994
Carl Pavano	2009-12	4.32	33	33	579.2	654	303	278	101	311
Glen Perkins	2006-17	3.88	35	25	624.1	646	290	269	158	504
Jim Perry	1963-72	3.15	128	90	1883.1	1711	736	659	541	1025
Brad Radke	1995-06	4.22	148	139	2451.0	2643	1233	1150	445	1467
Pete Redfern	1976-82	4.54	42	48	714.0	764	409	360	306	426
Juan Rincón	2001-08	3.69	30	26	441.0	414	208	181	182	412
Frank Rodriguez	1995-98	5.20	25	32	509.1	546	333	294	215	282
J.C. Romero	1999-05	4.35	25	20	407.2	395	215	197	209	336
<b>Ervin Santana</b>	<b>2015-17</b>	<b>3.47</b>	<b>30</b>	<b>24</b>	<b>502.2</b>	<b>449</b>	<b>213</b>	<b>193</b>	<b>150</b>	<b>398</b>
Johan Santana	2000-07	3.22	93	44	1308.2	1068	500	468	364	1381
Ken Schrom	1983-85	4.34	29	31	494.0	516	262	238	180	203
Carlos Silva	2004-07	4.42	47	45	773.2	942	412	380	112	306
Kevin Slowey	2007-11	4.66	39	29	532.2	606	287	276	84	395
Mike Smithson	1984-87	4.46	47	48	816.0	870	446	404	227	438
Dick Stigman	1962-65	3.69	37	37	643.2	551	278	264	248	538
Anthony Swarzak	2009-14	4.48	16	24	439.2	482	234	219	127	267
Kevin Tapani	1989-95	4.06	75	63	1171.1	1228	565	528	255	724
Mike Trombley	1992-02	4.53	30	34	645.2	668	353	325	244	528
Frank Viola	1982-89	3.86	112	93	1772.2	1775	842	760	521	1214
Al Williams	1980-84	4.24	35	38	642.2	670	330	303	227	262
Dick Woodson	1969-74	3.35	33	30	561.0	488	244	209	241	303
Al Worthington	1964-69	2.62	37	31	473.1	379	162	138	186	399
Geoff Zahn	1977-80	3.90	53	53	852.0	948	429	369	254	348

— **bold** indicates player still active with Twins

HISTORY / RECORDS

## FORMER PLAYERS WHO PLAYED ENTIRE CAREER WITH TWINS

(MINIMUM OF 10 YEARS PLAYED)

Bob Allison ..... 1961-70  
 Randy Bush ..... 1982-93  
 Kent Hrbek ..... 1981-94  
 Tony Oliva ..... 1962-76

Glen Perkins ..... 2006-17  
 Kirby Puckett ..... 1984-95  
 Brad Radke ..... 1995-2006



# BATTING DATA – TWINS YEARLY LEADERS

	AVERAGE	HOME RUNS	RUNS BATTED IN
1961 — Battey	.302	Killebrew	46
1962 — Rollins	.298	Killebrew	*48
1963 — Rollins	.307	Killebrew	+45
1964 — Oliva	*.323	Killebrew	+49
1965 — Oliva	*.321	Killebrew	25
1966 — Oliva	.307	Killebrew	39
1967 — Carew	.292	Killebrew	#44
1968 — Oliva	.289	Allison	22
1969 — Carew	*.332	Killebrew	+49
1970 — Oliva	.325	Killebrew	41
1971 — Oliva	*.337	Killebrew	28
1972 — Carew	*.318	Killebrew	26
1973 — Carew	+350	Darwin	18
1974 — Carew	+364	Darwin	25
1975 — Carew	+359	Ford	15
1976 — Carew	.331	Ford	20
1977 — Carew	+388	Hisle	28
1978 — Carew	*.333	Smalley	19
1979 — Landreaux	.305	Smalley	14
1980 — Castino	.302	Castino	23
1981 — Castino	.268	Smalley	7
1982 — Hrbek	.301	Ward	28
1983 — Hrbek	.297	Brunansky	28
1984 — Hrbek	.311	Brunansky	32
1985 — Puckett	.288	Brunansky	27
1986 — Puckett	.328	Gaetti	34
1987 — Puckett	.332	Hrbek	34
1988 — Puckett	.356	Gaetti	28
1989 — Puckett	*.339	Hrbek	25
1990 — Puckett	.298	Hrbek	22
1991 — Puckett	.319	Davis	29
1992 — Puckett	.329	Puckett	19
1993 — Harper	.304	Hrbek	25
1994 — Puckett	.317	Puckett	20
1995 — Knoblauch	.333	Cordova	24
1996 — Knoblauch and Molitor	.341	Cordova	16
1997 — Molitor	.305	Cordova	15
1998 — Walker	.316	Lawton	21
1999 — Walker	.279	Coomer	16
2000 — Lawton	.305	Jones	19
2001 — Mientkiewicz	.306	Hunter	27
2002 — Jones	.300	Hunter	29
2003 — Pierzynski	.312	Hunter	26
2004 — Ford	.299	Koskie	25
2005 — Mauer	.294	Jones	23
2006 — Mauer	+347	Morneau	34
2007 — Mauer	.293	Morneau	31
2008 — Mauer	*.328	Morneau	23
2009 — Mauer	+365	Cuddyer	32
2010 — Mauer	.327	Thome	25
2011 — Cuddyer	.284	Cuddyer	20
2012 — Mauer	.319	Willingham	35
2013 — Mauer	.324	Dozier	18
2014 — Suzuki	.288	Dozier	23
2015 — Mauer	.265	Dozier	28
2016 — Mauer	.268	Dozier	42
2017 — Mauer	.305	Dozier	34
		Killebrew	122
		Killebrew	*126
		Killebrew	96
		Killebrew	111
		Oliva	98
		Killebrew	110
		Killebrew	113
		Oliva	68
		Killebrew	+140
		Killebrew	113
		Killebrew	*119
		Darwin	80
		Oliva	92
		Darwin	94
		Carew	80
		Hisle	96
		Hisle	*119
		Ford	82
		Smalley	95
		Castino	64
		Hatcher	37
		Hrbek	92
		Ward	88
		Hrbek	107
		Hrbek	93
		Gaetti	108
		Gaetti	109
		Puckett	121
		Puckett	85
		Hrbek	85
		Gaetti	85
		Davis	93
		Puckett	110
		Puckett	*89
		Puckett	82
		Puckett	99
		Molitor	113
		Molitor	89
		Lawton	77
		Cordova	70
		Lawton	88
		Koskie	103
		Hunter	94
		Hunter	102
		Hunter	81
		Morneau	79
		Morneau	130
		Morneau	111
		Morneau	129
		Kubel	103
		Young	112
		Valencia	72
		Willingham	110
		Morneau	74
		Plouffe	80
		Plouffe	86
		Dozier	99
		Dozier	93

(+ — major league leadership; # — tie for major league leadership; \* — league leadership)

## TWINS LONGEST HITTING STREAKS

PLAYER	GAMES	DATES	PLAYER	GAMES	DATES
Ken Landreaux	31	April 23-May 30, 1980	David Ortiz	19	July 17-August 6, 2002
Brian Harper	25	July 6-August 4, 1990	Nick Punto	19	July 4-28, 2006
Lenny Green	24	May 1-28, 1961	Rod Carew	18	May 30-June 19, 1973
Brian Dozier	24	August 27-September 22, 2016	Rod Carew	18	September 7-27, 1974
Kent Hrbek	23	April 17-May 13, 1982	Gary Gaetti	18	May 6-27, 1983
Kirby Puckett	23	September 26, 1993-April 20, 1994	Chuck Knoblauch	18	August 7-26, 1997
Marty Cordova	23	June 5-29, 1996	Tony Oliva	17	July 16-August 1, 1964
Cristian Guzmán	23	August 1-August 25, 2002	Tony Oliva	17	May 13-June 2, 1970
Torii Hunter	23	April 11-May 9, 2007	Kent Hrbek	17	May 25-June 13, 1982
Ben Mack	22	July 26-August 18, 1992	Kirby Puckett	17	September 15-October 2, 1988
Ben Revere	21	July 16-August 7, 2012	Kent Hrbek	17	August 21-September 7, 1990
Ted Uhlaender	20	August 16-September 7, 1969	Kent Hrbek	17	August 11-30, 1991
Chuck Knoblauch	20	September 2-25, 1991	Chuck Knoblauch	17	July 29-August 18, 1993
Bob Allison	19	June 12-28, 1964	Paul Molitor	17	August 31-September 19, 1998
Roy Smalley	19	April 29-May 20, 1979	Cristian Guzmán	17	June 8-26, 2001
Brian Harper	19	July 20-August 12, 1993	Trevor Plouffe	17	June 30-July 19, 2012



# BATTING DATA - GAME HIGHS FOR HITS

## 4-HIT GAMES

PLAYER	#	PLAYER	#	PLAYER	#	PLAYER	#
Puckett	47	Rollins	9	Power	6	Cubbage	4
Carew	42	Hunter	8	Reverse	6	Davis, C.	4
<b>Mauer</b>	<b>28</b>	Mack	8	<b>Rosario</b>	<b>6</b>	Ford, L.	4
Oliva	28	Ward, G.	8	Young	6	Gagne	4
Knoblauch	15	Bostock	7	Brye	5	Gomez, Ca.	4
Span	15	Castino	7	Cardenas	5	Green	4
Hrbek	13	Darwin	7	<b>Escobar, E.</b>	<b>4</b>	Larkin	4
Morneau	13	Gladden	7	Hocking	5	Mientkiewicz	4
Versalles	13	Harper	7	Muñoz	5	Nixon	4
Gaetti	11	Reese	7	Punto	5	Nunez	4
Guzmán	11	Smalley	7	Rivas	5	Terrell	4
Lawton	11	Tovar	7	Stewart	5	Uhlender	4
Cuddy	10	Coomer	6	Thompson	5	Walker	4
Hisle	10	Cordova	6	Allison	4	Washington	4
Killebrew	10	Jones, J.	6	Bartlett	4	Wynegar	4
Koskie	10	Kubel	6	Becker	4	Many.....	3 or fewer
Hatcher	9	Landreaux	6	Braun	4		
Molitor	9	Pierzynski	6	Buchanan	4		

## 5-HIT GAMES

#	PLAYER	DATE	OPPONENT	AB	HITS	#	PLAYER	DATE	OPPONENT	AB	HITS
1	Z. Versalles	5-27-61	at WAS	5	2 2B, 3 1B	27	G. Myers	4-24-96	at DET	6	2 2B, 3 1B
2	H. Killebrew	6-12-61	at BOS	6	HR, 4 1B	28	C. Knoblauch	6-1-96	at TEX	5	5 1B
3	L. Green	7-16-61 (2)	at CLE	6	3B, 2B, 3 1B	29	P. Molitor	8-27-96	at TOR (11 inn.)	5	5 1B
4	T. Oliva	7-21-65 (1)	at BOS	6	2B, 4 1B	30	P. Molitor	5-23-97	OAK	5	2B, 4 1B
5	T. Oliva	7-28-65	at WAS	5	5 1B	31	P. Molitor	8-8-98	BAL	5	2B, 4 1B
6	R. Carew	5-8-67	WAS	5	2B, 4 1B	32	D. Hocking	6-27-99	at DET	6	3 2B, 2 1B
7	T. Oliva	9-8-67 (2)	at BAL	5	5 1B	33	D. Hocking	5-18-00	at OAK	6	HR, 2 2B, 2 1B
8	J. Roseboro	4-29-68	at BOS	5	HR, 2B, 3 1B	34	J. Jones	7-22-02	at CWS	6	HR, 2 2B, 2 1B
9	T. Uhlender	6-23-68	NYN	5	5 1B	35	J. Jones	5-6-03	at TB	5	2 HR, 2B, 2 1B
10	T. Oliva	6-29-69 (2)	at KC	5	2 HR, 2B, 2 1B	36	C. Guzmán	5-7-04	at OAK (13 inn.)	6	2 2B, 3 1B
11	R. Carew	4-18-70	at OAK	5	5 1B	37	T. Hunter	6-1-05	CLE	5	HR, 2 2B, 2 1B
12	L. Cardenas	9-29-70	KC (12 inn.)	6	5 1B	38	J. Mauer	6-27-06	LAD	5	5 1B
13	R. Carew	5-12-72	MIL (22 inn.)	7	2 2B, 3 1B	39	J. Bartlett	8-6-06	at KC	5	3 1B, 2 2B
14	R. Carew	8-14-73	DET	6	2B, 4 1B	40	J. Morneau	9-19-06	at BOS	5	3 1B, 2 2B
15	L. Hisle	9-3-73	at KC	5	2B, 4 1B	41	J. Morneau	7-10-08	at DET (11 inn.)	5	2 1B, 2 22B, 1 HR
16	R. Carew	5-25-77 (1)	at BOS	6	2B, 4 1B	42	J. Mauer	8-29-08	at OAK	5	4 1B, 1 2B
17	T. Teufel	9-16-83	TOR	5	2 HR, 3B, 2 1B	43	D. Span	7-3-09	DET (16 inn.)	8	3B, 4 1B
18	M. Hatcher	4-27-85	OAK	5	2B, 4 1B	44	D. Span	8-8-09	at DET	5	2B, 4 1B
19	B. Beane	4-29-86	at NYN	5	HR, 4 1B	45	J. Mauer	4-24-10	at KC (12 inn.)	5	3B, 2B, 3 1B
20	K. Hrbek	6-7-86	at KC	5	HR, 2B, 3 1B	46	J. Mauer	7-26-10	at KC	5	HR, 2B, 3 1B
21	G. Larkin	7-18-89	CLE	5	5 1B	47	J. Mauer	8-14-13	CLE (12 inn.)	7	HR, 4 1B
22	D. Gladden	9-29-89	at SEA (11 inn.)	5	5 1B	48	D. Santana	8-3-14	at CWS	6	3 1B, 2B, 3B
23	K. Puckett	5-14-90	OAK	5	2 2B, 3 1B	49	E. Escobar	8-22-14	DET	6	3 1B, 3B, HR
24	K. Puckett	6-6-90	at TOR	5	2B, 4 1B	50	E. Escobar	6-13-17	SEA	6	5 1B
25	K. Puckett	8-15-93	at OAK	5	2 HR, 3 1B	51	E. Rosario	7-1-17 (2)	at KC	5	5 1B
26	K. Puckett	4-8-94	OAK (10 inn.)	6	2B, 4 1B						

## 6-HIT GAMES

#	PLAYER	DATE	OPPONENT	AB	HITS
1	K. Puckett	8-30-87	at MIL	6	2 home runs, 2 doubles, 2 singles
2	K. Puckett	5-23-91	TEX (12 inn.)	7	1 triple, 5 singles

## TWINS 4-PLUS HIT GAMES BY SEASON

YEAR	#	YEAR	#	YEAR	#	YEAR	#
1961	12	1976	11	1991	9	2006	20
1962	7	1977	19	1992	15	2007	10
1963	12	1978	13	1993	15	2008	12
1964	17	1979	11	1994	7	2009	20
1965	7	1980	18	1995	11	2010	14
1966	5	1981	2	1996	20	2011	6
1967	7	1982	11	1997	19	2012	17
1968	7	1983	12	1998	13	2013	9
1969	17	1984	17	1999	10	2014	10
1970	14	1985	9	2000	15	2015	6
1971	7	1986	18	2001	18	2016	12
1972	13	1987	10	2002	13	2017	15
1973	18	1988	20	2003	14	<b>TOTAL</b>	<b>722</b>
1974	21	1989	13	2004	9		
1975	11	1990	9	2005	15		



# BATTING DATA - HOME RUNS

INSIDE PARK		TWINS			YEAR	OPPONENTS			INSIDE PARK	
HOME	ROAD	TOTAL	HOME	ROAD		TOTAL	HOME	ROAD	HOME	ROAD
1	0	167	92	75	1961	163	89	74	1	1
0	1	185	97	88	1962	166	96	70	0	2
0	2	225	112	113	1963	162	99	63	0	1
2	1	221	115	106	1964	181	88	93	0	0
1	2	150	67	83	1965	166	89	77	1	0
1	0	144	94	50	1966	139	83	56	0	0
1	0	131	70	61	1967	115	63	52	0	1
0	0	105	50	55	1968	92	51	41	0	0
1	0	163	79	84	1969	119	61	58	0	2
0	0	153	66	87	1970	130	53	77	0	0
0	1	116	57	59	1971	139	71	68	0	0
1	0	93	52	41	1972	105	54	51	2	0
0	0	120	56	64	1973	115	60	55	1	0
0	1	111	60	51	1974	115	55	60	0	0
1	1	121	75	46	1975	137	88	49	0	2
0	0	81	34	47	1976	89	52	37	0	1
0	0	123	61	62	1977	151	79	72	0	0
0	0	82	44	38	1978	102	39	63	0	0
2	0	112	67	45	1979	128	61	67	0	0
1	1	99	51	48	1980	120	64	56	1	0
0	0	47	25	22	1981	79	47	32	0	0
2	2	148	81	67	1982	208	110	98	0	1
0	1	141	56	85	1983	163	91	72	0	1
3	0	114	63	51	1984	159	77	82	2	0
1	0	141	71	70	1985	164	83	81	0	0
3	0	196	116	80	1986	200	107	93	1	0
1	1	196	106	90	1987	210	92	118	0	1
2	0	151	76	75	1988	146	79	67	0	1
0	0	117	59	58	1989	139	69	70	1	0
1	0	100	46	54	1990	134	69	65	3	0
0	1	140	62	78	1991	139	75	64	0	0
0	0	104	56	48	1992	121	56	65	0	1
0	0	121	56	65	1993	148	70	78	0	0
1	0	103	48	55	1994	153	88	65	0	0
0	0	120	59	61	1995	210	120	90	0	0
0	0	118	61	57	1996	233	121	112	1	0
3	0	132	59	73	1997	187	92	95	0	0
0	0	115	51	64	1998	180	93	87	0	0
0	1	105	47	58	1999	208	109	99	0	0
1	0	116	54	62	2000	212	106	106	0	0
0	1	164	76	88	2001	192	89	103	0	0
0	0	167	68	99	2002	184	82	102	1	0
0	0	155	76	79	2003	187	95	92	0	0
0	0	191	89	102	2004	167	83	84	0	0
0	0	134	67	67	2005	169	81	88	0	0
0	0	143	69	74	2006	182	79	103	0	0
1	0	118	48	70	2007	185	82	103	1	0
0	0	111	56	55	2008	183	82	101	0	1
0	0	172	96	76	2009	185	93	92	0	0
0	0	142	52	90	2010	155	64	91	0	2
0	0	103	46	57	2011	161	80	81	0	2
0	0	131	69	62	2012	198	98	100	1	0
0	0	151	68	83	2013	168	74	94	0	0
0	1	128	67	61	2014	147	72	75	0	0
0	0	156	85	71	2015	163	79	84	1	0
1	1	200	98	102	2016	221	114	107	0	0
2	0	206	110	96	2017	224	102	122	0	0
<b>34</b>	<b>19</b>	<b>7,799</b>	<b>3,891</b>	<b>3,908</b>	<b>TOTALS</b>	<b>9,098</b>	<b>4,598</b>	<b>4,500</b>	<b>18</b>	<b>20</b>

## TWINS CAREER LEADOFF HOMERS

PLAYER	YEARS	HOMERS
Brian Dozier.....	2012-17	27
Jacque Jones.....	1999-05	20
Chuck Knoblauch.....	1991-97	14
Dan Gladden.....	1987-91	12
Shannon Stewart.....	2003-06	7
Zoilo Versalles.....	1961-67	6
César Tovar.....	1965-72	5
Shane Mack.....	1990-94	5
Denard Span.....	2008-12	5
Kirby Puckett.....	1984-95	4
Eduardo Núñez.....	2014-16	4
Lenny Green.....	1961-64	3
Roy Smalley.....	1976-87	3
Denny Hocking.....	1993-03	3
Danny Santana.....	2014-17	3

PLAYER	YEARS	HOMERS
7 players tied.....		2
27 players tied.....		1
<b>TOTALS</b>		<b>162</b>

LAST 10	DATE	PITCHER
Brian Dozier.....	9/12/17 vs. San Diego	Travis Wood
Brian Dozier.....	9/6/17 at Tampa Bay	Blake Snell
Brian Dozier.....	8/13/17 at Detroit	Matthew Boyd
Brian Dozier.....	8/4/17 vs. Texas	Martin Pérez
Brian Dozier.....	7/30/17 at Oakland	Jharel Cotton
Byron Buxton.....	10/2/16 at Chicago-AL	Chris Sale
Brian Dozier.....	9/22/16 (1) vs. Detroit	Anibal Sanchez
Brian Dozier.....	9/6/16 vs. Kansas City	Dillon Gee
Brian Dozier.....	9/5/16 vs. Kansas City	Ian Kennedy
Brian Dozier.....	9/3/16 vs. Chicago-AL	James Shields



# BATTING DATA - HOME RUNS

## INSIDE-THE-PARK HOME RUNS

### TWINS

#	PLAYER	DATE	PITCHER	INN	ON	OPP
1	Killebrew	7-4-61	McLish	8	2	CWS
2	Versalles	4-27-62	Donovan	9	0	at CLE
3	Hall, J	9-22-63	Heffner	1	1	at BOS
4	Power	9-28-63	Ford	1	0	at NYY
5	Oliva	7-4-64	Bouton	5	0	at NYY
6	Rollins	8-4-64	Monbouquette	2	1	BOS
7	Oliva	9-4-64	Gray	8	1	BOS
8	Versalles	4-22-65	Ramos	9	0	at NYY
9	Hall, J	6-4-65	Kopitz	4	0	WAS
10	Rollins	6-18-65	Stafford	4	0	at NYY
11	Oliva	6-4-66	Kelley	1	0	CLE
12	Uhlhaender	5-8-67	Ortega	2	1	WAS
13	Carew	5-13-69	Cuellar	8	0	BAL
14	Nettles, J	7-22-71	Peterson	7	1	at NYY
15	Soderholm*	10-4-72	Frailing	6	0	CWS
16	Thompson	6-24-74	Clyde	4	1	at TEX
17	Ford	6-17-75	Blue	4	0	OAK
18	Brye*	9-7-75	Osteen	7	0	at CWS
19	Landreaux	5-8-79	Moore	7	0	TOR
20	Castino	5-15-79	Lyle	7	0	TEX
21	Sofield	7-11-80	Abbott	7	0	at SEA
22	Cubbage	8-20-80	Todd	6	1	TOR
23	Brunansky	5-28-82	Guidry	4	0	NYY
24	Brunansky	7-19-82	Augustine	3	3	MIL
25	Ward	9-10-82	Gura	7	2	at KC
26	Hrbek	9-30-82	Leal	1	1	at TOR
27	Brunansky	9-25-83	Creel	6	0	at KC
28	Bush	6-23-84	Seaver	6	0	CWS
29	Teufel	6-24-84	Dotson	9	2	CWS
30	Hrbek	9-11-84	Leibrandt	7	1	KC
31	Engle	7-3-85	Heaton	6	0	CLE
32	Washington	7-3-86	Boddicker	6	2	BAL
33	Gagne	10-4-86	Bannister	2	0	CWS
34	Gagne	10-4-86	Bannister	4	2	CWS
35	Gaetti	5-31-87	Robinson	2	0	at DET
36	Gagne	9-24-87	Hough	6	1	TEX
37	Lombardozi	7-8-88	Wegman	6	1	MIL
38	Lombardozi	9-28-88	Burns	8	0	OAK
39	Larkin	5-26-90	Boddicker	6	0	BOS
40	Pagliarulo	5-19-91	Petry	3	0	at DET
41	Mack	5-17-94	Key	4	0	NYY
42	Becker	4-26-97	Witt	6	0	TEX
43	Meares	5-25-97	Prieto	3	0	OAK
44	Kelly	8-8-97	Gooden	1	1	NYY
45	Walker	9-5-99	Rupe	4	0	at TB
46	Moeller	7-29-00	Mendoza	8	2	NYY
47	Hunter	7-26-01	Guthrie	6	0	at OAK
48	Mauer	7-21-07	Shields	8	2	LAA
49	Suzuki	5-20-14	Vincent	8	0	at SD
50	Nuñez	6-2-16	Moore	1	0	TB
51	Buxton	10-2-16	Sale	1	0	at CWS
52	Dozier	4-16-17	Shields	5	0	CWS
53	Buxton	8-18-17	Godley	4	0	ARI

### OPPONENTS

#	PLAYER	DATE	PITCHER	INN	ON	OPP
1	Geiger	8-8-61	Pascual	3	3	at BOS
2	Fox	9-6-61	Ramos	2	0	CWS
3	Howser	4-12-62	Lee	4	2	at KC
4	Howser	6-16-62	Stange	5	0	at KC
5	Landis	4-21-63	Lasher	6	0	at CWS
6	Repoz	7-9-65	Boswell	5	0	NYY
7	Scott	7-29-67	Perry	2	1	at BOS
8	Alomar	6-23-69	Woodson	1	0	at CAL
9	Blair	8-8-69	Miller	1	0	at BAL
10	Allen	7-31-72	Blyleven	1	2	CWS
11	Allen	7-31-72	Blyleven	5	1	CWS
12	May	6-11-73	Kaat	3	1	MIL
13	Leflore	5-27-75	Blyleven	5	0	at DET
14	Patek	8-7-75	Albury	1	0	at KC
15	Brett	10-3-76	Hughes	9	0	at KC
16	Cerone	5-4-80	Verhoeven	5	2	NYY
17	Stapleton	5-3-82	Felton	1	1	at BOS
18	Wathen	9-23-83	Pettibone	7	0	at KC
19	Wilson	6-1-84	Smithson	3	2	KC
20	Whitaker	7-13-84	Lysander	11	1	DET
21	Pasqua	7-12-86	Anderson	7	0	NYY
22	Tartabull	10-3-87	Blyleven	2	0	at KC
23	Tartabull	5-25-88	Blyleven	6	0	at KC
24	Carter	7-18-89	Viola	6	0	CLE
25	Espinosa	7-21-90	Guthrie	8	0	NYY
26	Jose	7-29-90	West	2	0	OAK
27	Karkovice	8-30-90	West	4	3	CWS
28	White, D	6-1-92	Willis	10	0	TOR
29	Erstad	9-6-96	Radke	9	0	CAL
30	Beltran	8-4-02	Loise	1	0	KC
31	Fielder	6-17-07	Nathan	9	0	MIL
32	Teahen	5-27-08	Nathan	9	2	at KC
33	Dejesus	4-23-10	Pavano	6	0	at KC
34	Bautista	7-7-10	Slowey	5	1	at TOR
35	Betancourt	6-25-11	Swarzak	5	0	at MIL
36	Granderson	8-21-11	Mijares	7	0	NYY
37	Bourjos	4-11-12	Pavano	5	2	LAA
38	McCann	4-29-15	Thompson	6	1	DET

(\* — denotes pinch-hitter)

### TWINS ALL-TIME 2-HOMER GAMES

PLAYER	#	PLAYER	#	PLAYER	#	PLAYER	#
Killebrew	35	Mauer	4	Salas	2	Hughes, L.	1
Morneau	20	Rosario	4	Steinbach	2	Larkin	1
Oliva	18	Thome	4	Teufel	2	Lemon	1
Hrbek	16	Willingham	4	Tovar	2	Lombardozi	1
Allison	15	Carew	3	Winfield	2	Molitor	1
Gaetti	13	Gagne	3	Young, D.	2	Monroe	1
Puckett	13	Kepler	3	Adams, G.	1	Morales, J.M.	1
Brunansky	11	Plouffe	3	Allen, C.	1	Myers	1
Hunter	9	Sano	3	Arcia	1	Nettles, G.	1
Mincher	9	Soderholm	3	Becker	1	Norwood	1
Hall, J.	8	Versalles	3	Blanco	1	Nuñez	1
Jones, J.	8	Allen	2	Braun	1	Pagliarulo	1
Koskie	8	Aleya	2	Brito	1	Park	1
Coomer	7	Battey	2	Brye	1	Parmelee	1
Dozier	7	Castillo, C.	2	Buxton	1	Pierzynski	1
Cuddyer	6	Doumit	2	Castro	1	Polanco	1
Darwin	6	Escobar	2	Colabello	1	Renick	1
Kubel	6	Hisle	2	Crede	1	Roof	1
Muñoz, P.	5	Knoblauch	2	Dobbek	1	Span	1
Reese	5	Kusick	2	Edwards	1	Valencia	1
Smalley	5	Mack	2	Gimenez	1	Vargas	1
Bush	4	Meares	2	Gladden	1	Ward, G.	1
Cordova	4	Mientkiewicz	2	Goryl	1	White, R.	1
Davis, C.	4	Mitterwald	2	Green	1	Wolfe	1
Ford	4	Ortiz	2	Hicks	1	Wynegar	1
Lawton	4	Power	2	Holt	1	TOTAL	388
Laudner	4	Prince	2	Jackson, R.	1		
LeCroy	4	Rollins	2	Kielty	1		



# BATTING DATA - GRAND SLAMS

#	PLAYER	DATE	INNING	OPP.	PITCHER	#	PLAYER	DATE	INNING	OPP.	PITCHER
1	Allison	4-16-61	1st	at BAL	Estrada	65	Smalley*	6-25-78	4th	at CWS	Willoughby
2	DobbeK	5-19-61	3rd	KC	Rakow	66	Cubbage	8-8-78	6th	at SEA	Parrott
3	Allison	6-27-61	6th	BOS	Connelly						
4	Killebrew	7-1-61	9th	at KC	Kunkel	67	Edwards	7-15-79	3rd	at TOR	Clancy
5	Allison	7-3-61	7th	CWS	Lown	68	J. M. Morales	6-19-80	3rd	DET	Schatzeder
6	Becquer*^	7-4-61	9th	CWS	Hacker	69	Wilfong	9-17-80	7th	at MIL	Mitchell
7	Lepcio	7-13-61	1st	at CLE	Grant						
8	Tuttle	8-13-61	4th	DET	Regan	70	Smalley	4-18-81	3rd	at CAL	Travers
9	Mincher	4-28-62	7th	at CLE	Funk	71	Ward	5-10-82	4th	BOS	Torrez
10	Mincher	5-3-62	1st	BAL	Pappas	72	Hrbek	6-10-82	5th	KC	Armstrong
11	Power	5-13-62	7th	KC	Pfister	73	Brunansky+	7-19-82	3rd	MIL	Augustine
12	Allison	7-18-62	1st	CLE	Latman	74	Gaetti	7-26-82	1st	at SEA	Bannister
13	Killebrew	7-18-62	1st	CLE	Perry	75	Gaetti	9-19-82	5th	KC	Armstrong
14	Power	9-19-62	6th	DET	Humphreys						
15	Killebrew	5-24-63	5th	CWS	Herbert	76	Brunansky	9-1-83	7th	at BOS	Aponte
16	Power	5-29-63	5th	WAS	Coates	77	Hrbek	4-16-84	6th	CAL	Curtis
17	Mincher	7-14-63	1st	CLE	Latman	78	Bush	7-28-84	5th	CAL	Slaton
18	Killebrew	9-11-63	8th	CLE	Bell						
19	Batthey	5-1-64	6th	at KC	Drabowsky	79	Gaetti	5-8-85	1st	NY Y	Cowley
20	Oliva	5-7-64	6th	LA	Spring	80	Bush	5-12-85	1st	at BAL	Dixon
21	Killebrew	5-17-64	4th	at BOS	Wilson	81	Hrbek	7-18-85	7th	NY Y	Fisher
22	Rollins	7-19-64	7th	LA	D. Lee	82	Hrbek	7-22-85	2nd	BAL	Davis
23	Mincher	8-23-64	8th	at DET	Gladding	83	Hrbek	8-15-85	5th	SEA	Long
24	Pascual	4-27-65	1st	at CLE	Williams	84	Gaetti	7-5-86	1st	BAL	Flanagan
25	Versalles	9-30-65	5th	at BAL	Pappas	85	Lombardozi	10-3-86	4th	CWS	Dotson
26	Hall, J^	8-2-66	9th	BOS	McMahon	86	Brunansky	5-20-87	6th	at CLE	Candiotti
27	Rollins	8-23-66	3rd	at WAS	Richert	87	Laudner	6-14-87	2nd	at CWS	DeLeon
28	Killebrew	9-3-66	7th	NY Y	Womack	88	Gaetti	5-22-88	9th	at TEX	Williams
29	Mincher	9-23-66	1st	DET	McLain	89	Gagne	6-3-88	2nd	OAK	Stewart
30	Rollins	6-12-67	3rd	DET	Marshall	90	Dwyer*	9-15-88	6th	CWS	Pall
31	Killebrew	4-29-69	3rd	KC	Nelson	91	C. Castillo	4-11-89	8th	at DET	Hernandez
32	Reese*	8-3-69	7th	BAL	McNally	92	Gladden	5-31-89	6th	at KC	Gordon
33	Tovar	9-4-69	10th	at OAK	Krausse	93	Dwyer	6-10-89	8th	CWS	Thigpen
34	Killebrew	9-7-69	2nd	at OAK	Blue	94	Hrbek	9-12-89	7th	TOR	Ward
35	Alaya	4-15-70	6th	at CAL	Messersmith	95	Harper	5-5-90	8th	at MIL	Plesac
36	Renick	4-18-70	4th	at OAK	Downing	96	Gaetti	9-23-90	1st	TEX	Hough
37	Reese*	6-7-70	6th	at WAS	Bosman						
38	Renick*	6-30-70	6th	KC	Johnson	97	Munoz	6-12-91	1st	NY Y	Johnson
39	Alaya	9-7-70	1st	MIL	Krausse	98	Mack	6-14-91	5th	at CLE	Nichols
40	Cardenas	9-15-70	2nd	CAL	Bradley	99	Hrbek	7-31-91	2nd	at NY Y	Sanderson
41	Nettles, J	7-20-71	6th	at NY Y	Bahnsen	100	Mack	9-2-91	8th	CLE	Olin
42	Killebrew	9-3-71	6th	OAK	Grant	101	Mack	5-24-92	4th	at DET	Tanana
43	Killebrew	5-28-72	3rd	TEX	Gogolewski	102	Puckett	5-29-92	4th	DET	Lancaster
44	Soderholm	6-26-72	7th	CAL	Fisher	103	Puckett	6-3-92	3rd	TOR	Guzman
45	Reese*	7-9-72	7th	NY Y	McDaniel	104	Harper	8-1-92	8th	MIL	Henry
46	Darwin	7-10-72	1st	MIL	Stephenson	105	Puckett	8-14-92	3rd	at SEA	Fisher
47	Walton*	4-17-73	7th	CAL	Barber	106	Hrbek	4-21-93	5th	MIL	Lloyd
48	Darwin	6-29-73	8th	at CAL	Ryan	107	Winfield	4-23-93	3rd	DET	Moore
49	Oliva	8-17-73	2nd	at CLE	Bosman	108	Puckett	6-12-93	3rd	OAK	B. Witt
50	Darwin	4-14-74	7th	KC	Bird	109	Puckett	9-11-93	5th	at TEX	Pavlik
51	Soderholm	6-14-74	3rd	at CLE	Sanders	110	Walbeck	5-4-94	6th	at MIL	Orosco
52	Hisle	8-24-74	2nd	at BAL	Garland	111	Mack	7-8-94	1st	CLE	Grimmsley
53	Roof	9-8-74	6th	at KC	Mingori	112	Puckett	8-10-94	2nd	BOS	Bankhead
54	Oliva*	6-29-75	6th	at TEX	Umbarger	113	Puckett	6-16-95	6th	at SEA	Johnson
55	Carew	6-26-76	2nd	OAK	Mitchell	114	Merullo	8-5-95	7th	KC	Brewer
56	Carew	7-4-76	8th	CAL	Monge	115	Knoblauch	6-5-96	4th	CAL	Eichhorn
57	Cubbage	7-7-76	8th	at MIL	Castro	116	Lawton	6-30-96	3rd	at KC	Gubicza
58	Wynegar	7-30-76	5th	OAK	Bosman	117	Molitor	4-3-97	2nd	DET	Blair
59	Carew*	9-9-76	7th	at TEX	Hargan	118	Jackson	5-16-97	4th	BOS	Borland
60	Hisle	4-24-77	4th	at TEX	Briles	119	Colbrunn*	8-4-97	5th	TOR	Daal
61	Hisle	5-25-77	7th	at TEX	Murphy	120	Miller	9-22-97	2nd	MIL	D'Amico
62	Adams, G	6-26-77	2nd	CWS	Stone	121	Coomer	4-25-98	9th	at SEA	Slocumb
63	Cubbage	8-5-77	4th	CLE	Dobson	122	Lawton	5-9-98	6th	NY Y	Pettitte
64	Carew	8-12-77	3rd	at DET	Crawford	123	Gates	6-21-98	4th	at CWS	Bere

(\* — denotes pinch-hitter; + — denotes inside-the-park; ^ — denotes walk-off)



# BATTING DATA – GRAND SLAMS

#	PLAYER	DATE	INNING	OPP.	PITCHER
124	Lawton*	4-17-99	8th	at CLE	Spradlin
125	Hunter	4-26-99	4th	BOS	Wakefield
126	Hocking	6-4-99	2nd	HOU	Hampton
127	Koskie	7-24-99	5th	SEA	Rodriguez
128	Canizaro	8-25-00	4th	DET	Blair
129	Ortiz	9-7-00	1st	at BOS	R. Martinez
130	Hunter	6-8-01	5th	PIT	Oliveras
131	Guzmán	6-24-01	7th	at DET	Bartowski
132	Jones	7-12-01	2nd	at MIL	Haynes
133	Koskie	9-8-01	4th	at ANA	Rapp
134	Jones	5-28-02	2nd	at TEX	Park
135	Hunter	7-5-02	7th	at SEA	Nelson
136	Cuddyer	8-1-02	3rd	CWS	Wright
137	Pierzynski	5-7-03	5th	at TB	Kennedy
138	Pierzynski	6-12-03	1st	COL	Oliver
139	LeCroy*	5-19-04	9th	at TOR	Adams
140	Punto	7-22-04	7th	TB	Colome
141	Hunter	6-1-05	3rd	CLE	Lee
142	Morneau	9-30-05	8th	DET	Walker
143	Hunter	4-5-06	8th	at TOR	Frasor
144	Batista	5-19-06	8th	at MIL	Capellan
145	Cuddyer	6-7-06	8th	at SEA	Soriano
146	Cuddyer	6-10-06	7th	BAL	Halama
147	Kubel^	6-13-06	12th	BOS	Tavarez
148	Morneau	6-14-06	6th	BOS	Delcarmen
149	Hunter	6-28-06	1st	LAD	Perez
150	Hunter	4-17-07	5th	at SEA	Weaver
151	Hunter	5-18-07	3rd	at MIL	Capuano
152	Mauer	6-29-07	5th	at DET	Verlander
153	Kubel	7-6-07	4th	at CWS	Garland
154	Hunter	8-15-07	9th	at SEA	Green
155	Cuddyer	8-22-07	1st	SEA	Batista

#	PLAYER	DATE	INNING	OPP.	PITCHER
156	Kubel	4-9-08	6th	at CWS	Masset
157	Morneau	4-25-08	3rd	at TEX	Millwood
158	Kubel	5-25-08	8th	at DET	Cruceata
159	Morneau	9-5-08	5th	DET	Galaraga
160	Kubel	4-19-09	8th	LAA	Bulger
161	Crede^	5-13-09	13th	DET	Lyon
162	Mauer	5-21-09	6th	at CWS	Gobble
163	Morneau	5-24-09	7th	MIL	Stetter
164	Morneau	7-20-09	2nd	at OAK	Gonzalez
165	Young	10-2-09	1st	KC	DiNardo
166	Kubel	5-16-10	8th	at NYY	Rivera
167	Kubel	7-25-10	3rd	at BAL	Arrieta
168	Valencia	7-26-10	1st	at KC	Greinke
169	Valencia	9-25-10	1st	at DET	Bonderman
170	Cuddyer	8-3-11	5th	at LAA	Takahashi
171	Tosoni	9-27-11	6th	KC	Mazzaro
172	Mauer	9-1-12	2nd	at KC	Hochevar
173	Domit	9-29-12	8th	DET	Benoit
174	Herrmann	7-23-13	10th	at LAA	Frieri
175	Morneau	8-9-13	4th	at CWS	Jones
176	Colabello	9-2-13	9th	at HOU	Lo
177	Arcia	6-5-14	3rd	MIL	Peralta
178	Plouffe	5-3-15	3rd	CWS	Danks
179	Plouffe	7-17-15	6th	at OAK	Gray
180	Rosario	9-3-15	3rd	CWS	Samardzija
181	Kepler	7-10-16	5th	at TEX	Griffin
182	Buxton	9-4-16	2nd	CWS	Ranaudo
183	Dozier	8-8-17	4th	MIL	Garza
184	Rosario	8-20-17	1st	ARI	Shiple
185	Kepler	8-26-17	8th	at TOR	Tepera
186	Mauer	9-17-17	5th	TOR	Rowley

(\* — denotes pinch-hitter; + — denotes inside-the-park; ^ — denotes walk-off)

HISTORY RECORDS

## TWINS CAREER GRAND SLAM LEADERS

PLAYER	GRAND SLAMS	YEARS
Harmon Killebrew	10	1961-74
Torii Hunter	9	1997-2007, 15
Kent Hrbek	8	1981-94
Jason Kubel	7	2004-11, 14
Justin Morneau	7	2003-13
Kirby Puckett	7	1984-95
Gary Gaetti	6	1981-90
Michael Cuddyer	5	2001-11
Bob Allison	4	1961-70
Rod Carew	4	1967-78
Shane Mack	4	1990-94

PLAYER	GRAND SLAMS	YEARS
Joe Mauer	4	2004-17
Don Mincher	4	1961-66
Tom Brunansky	3	1982-88
Mike Cabbage	3	1976-80
Bob Darwin	3	1972-75
Larry Hisle	3	1973-77
Matt Lawton	3	1995-01
Tony Oliva	3	1962-76
Vic Power	3	1962-64
Rich Reese	3	1964-73
Rich Rollins	3	1961-68

## GRAND SLAM INDIVIDUAL RECORDS

Grand Slams, Game	1, many
Grand Slams, Season	3, Allison, 1961, Carew, 1976, Hrbek, 1985, Puckett, 1992, Hunter, 2007
Grand Slams, Career	10, Killebrew, 1961-74
Pinch-Hit GS, Season	1, 12x, last LeCroy, May 19, 2004 at TOR
Pinch-Hit GS, Career	3, Reese, 1964-73
Inside Park GS	Brunansky, July 19, 1982 vs. MIL

## GRAND SLAM TEAM RECORDS

Grand Slams, Game	2, Allison and Killebrew, July 18, 1962 vs. CLE
Most Grand Slams, Season	8, 1961
Fewest Grand Slams, Season	0, 1968
Pinch-Hit GS, Season	2, Reese and Renick, 1970



# BATTING DATA - 3+ HRs IN AN INNING

DATE	INN	PLAYERS	PITCHERS	OPPONENT
5-10-61	2	Gardner Versalles Killebrew	Hall Hall Stock	Baltimore
6-19-62	4	Kaat Power Allison	Zanni Zanni Zanni	at Chicago-AL
7-18-62	1	Allison * Battey * Killebrew	Latman Latman Perry	Cleveland
5-2-64	11	Oliva + Allison + J. Hall + Killebrew +	Pfister Pfister Pfister Handrahan	at Kansas City
6-14-64	6	Killebrew J. Hall Kaat	Duckworth Duckworth Duckworth	at Washington
6-28-64	7	Versalles Killebrew * Allison *	Fisher Fisher Fisher	Chicago-AL
8-8-64	5	Oliva J. Hall * Allison *	Donovan Donovan Bell	at Cleveland
6-9-66	7	Rollins * Versalles * Oliva + Mincher + Killebrew +	Hunter Hunter Lindblad Lindblad Wyatt	Kansas City
5-14-68	1	Carew Oliva Rollins	Hunter Hunter Hunter	Oakland
4-15-70	6	Tovar Alyea Cardenas	Messersmith Messersmith Queen	at California
7-12-72	5	Renick Darwin * Soderholm *	Brett Brett Brett	Milwaukee
7-15-73	8	Mitterwald + Lis + Holt +	G. Perry G. Perry G. Perry	Cleveland
5-8-79	7	Smalley * Kusick * Landreaux	Moore Moore Moore	Toronto
9-17-80	7	Wilfong G. Adams * R. Jackson *	Mitchell Mitchell LaPoint	at Milwaukee
5-16-82	1	R. Johnson * Brunansky * Castino	Pashnick Pashnick Pashnick	at Detroit
6-7-82	8	Washington + Brunansky + Hrbek +	Creel Creel Quisenberry	Kansas City
8-19-82	1	Brunansky Ward * Gaetti *	McGregor McGregor Boddicker	Baltimore
5-16-83	9	Engle * Mitchell * Gaetti Hatcher	Beard Beard Beard Burgmeier	Oakland

DATE	INN	PLAYERS	PITCHERS	OPPONENT
5-23-83	5	Brunansky * Engle * Ward	G. Davis G. Davis Welchel	at Baltimore
7-25-83	3	Ward Hrbek Washington	Caldwell Caldwell Gibson	Milwaukee
6-4-86	7	Brunansky Smalley Reed	Stieb Stieb Acker	at Toronto
6-20-86	5	Washington Hrbek * Brunansky *	Oelkers Oelkers Oelkers	Cleveland
6-1-87	7	Gladden Gaetti Brunansky	Clemens Clemens Gardner	at Boston
9-27-87	1	Puckett * Gaetti * Hrbek	Leibrandt Leibrandt Leibrandt	Kansas City
7-31-91	2	Davis Mack Hrbek	Sanderson Sanderson Sanderson	at New York-AL
5-2-92	5	Mack Puckett * Hrbek * Bush	Sanderson Sanderson Sanderson Sanderson	at New York-AL
4-9-00	6	Coomer + Jones + LeCroy +	Rigby Rigby Rigby	at Kansas City
7-12-01	3	Mientkiewicz+ Koskie+ Hunter+	Haynes Haynes Haynes	at Milwaukee
8-19-02	1	Jones* Guzmán* Ortiz	Glover Glover Glover	at Chicago-AL
5-8-09	5	Mauer* Morneau* Buscher	Jakubauskas Jakubauskas Batista	Seattle
8-10-10	2	Thome Hardy Mauer	Garcia Garcia Garcia	at Chicago-AL
8-6-12	2	Willingham* Morneau* Doumit	McAllister McAllister Tomlin	at Cleveland
5-30-13	4	Dozier* Mauer* Doumit	Lohse Lohse Lohse	Milwaukee
8-3-14	9	Parmelee+ Arcia+ Fryer+	Rienzo Rienzo Rienzo	at Chicago-AL
6-26-16	6	Dozier+ Plouffe+ Kepler+	Eovaldi Eovaldi Eovaldi	at New York-AL
5-2-17	7	Buxton* Dozier* Mauer	Valdez Valdez Valdez	Oakland
8-8-17	4	Rosario Dozier* Kepler*	Garza Garza Garza	Milwaukee

(\* — back-to-back; + — consecutive)

## TWO-HOMER INNING

Michael Cuddyer.....7th inning, August 23, 2009 at Kansas City



# PITCHING DATA - YEARLY LEADERS

WINS		ERA		STRIKEOUTS		
1961	Pascual	15-16	Pascual	3.46	Pascual	*221
1962	Pascual	20-11	Kaat	3.14	Pascual	*206
1963	Pascual	21-9	Pascual	2.47	Pascual	*202
1964	Kaat	17-11	Kaat	3.22	Pascual	213
1965	Grant	*21-7	Perry	2.63	Kaat	154
1966	Kaat	*25-13	Perry	2.54	Kaat	205
1967	Chance	20-14	Merritt	2.53	Chance	220
1968	Chance	16-16	Chance	2.53	Chance	234
1969	Boswell and Perry	20-12 and 20-6	Perry	2.82	Boswell	190
1970	Perry	^24-12	Perry	3.03	Hall	184
1971	Perry	17-17	Blyleven	2.82	Blyleven	224
1972	Blyleven	17-17	Corbin	2.61	Blyleven	228
1973	Blyleven	20-17	Blyleven	2.52	Blyleven	258
1974	Blyleven	17-17	Blyleven	2.66	Blyleven	249
1975	Hughes	16-14	Blyleven	3.00	Blyleven	233
1976	Campbell	17-5	Campbell	3.00	Goltz	133
1977	Goltz	*20-11	Goltz	3.36	Goltz	186
1978	Goltz	15-10	Goltz	2.50	Erickson	121
1979	Koosman	20-13	Koosman	3.38	Koosman	157
1980	Koosman	16-13	Erickson	3.25	Koosman	149
1981	Redfern	9-8	Arroyo	3.94	Redfern	77
1982	Castillo	13-11	Castillo	3.66	Havens	129
1983	Schrom	15-8	Schrom	3.71	Viola	127
1984	Viola	18-12	Viola	3.21	Viola	149
1985	Viola	18-14	Viola	4.09	Viola	135
1986	Blyleven	17-14	Blyleven	4.01	Blyleven	215
1987	Viola	17-10	Viola	2.90	Viola	197
1988	Viola	#24-7	Anderson	*2.45	Viola	193
1989	Anderson	17-10	Viola	3.79	Viola	138
1990	Tapani	12-8	Anderson	4.53	Guthrie and Tapani	101
1991	Erickson	20-8	Tapani	2.99	Morris	163
1992	Smiley and Tapani	16-9 and 16-11	Smiley	3.21	Smiley	163
1993	Tapani	12-15	Banks	4.04	Tapani	150
1994	Tapani	11-7	Tapani	4.62	Erickson	104
1995	Radke	11-14	Tapani	4.92	Tapani	88
1996	Rodriguez	13-14	Radke	4.46	Radke	148
1997	Radke	20-10	Swindell	3.58	Radke	174
1998	Radke	12-14	Trombley	3.63	Radke	146
1999	Radke	12-14	Radke	3.75	Milton	163
2000	Milton	13-10	Hawkins	3.39	Milton	160
2001	Mays	17-13	Mays	3.16	Milton	157
2002	Reed	15-7	Reed	3.78	J. Santana	137
2003	Lohse and Radke	14-11 and 14-10	J. Santana	3.07	J. Santana	169
2004	J. Santana	20-6	J. Santana	*2.61	J. Santana	*265
2005	J. Santana	16-7	J. Santana	2.87	J. Santana	*238
2006	J. Santana	^19-6	J. Santana	#2.77	J. Santana	#245
2007	J. Santana	15-13	J. Santana	3.33	J. Santana	235
2008	Perkins and Slowey	12-4 and 12-11	Baker	3.45	Baker	141
2009	Baker	15-9	Blackburn	4.03	Baker	162
2010	Pavano	17-11	Liriano	3.62	Liriano	201
2011	Liriano/Pavano/Duensing	9-10/9-13/9-14	Baker	3.14	Baker	123
2012	Diamond	12-9	Diamond	3.54	Liriano	109
2013	Correia	9-13	Correia	4.18	Correia and Pelfrey	101
2014	P. Hughes	16-10	P. Hughes	3.52	P. Hughes	186
2015	Gibson and P. Hughes	11-11 and 11-9	Gibson	3.84	Gibson	145
2016	Duffey	9-12	E. Santana	3.38	E. Santana	149
2017	E. Santana	16-8	E. Santana	3.28	E. Santana	167

\* — league leadership    + — tie for league leadership    # — major league leadership    ^ — tie for major league leadership

HISTORY / RECORDS

## TWINS ALL-TIME 20-GAME WINNERS

PITCHER	YEAR	RECORD
Camilo Pascual	1962	20-11
Camilo Pascual	1963	21-9
Mudcat Grant	1965	21-7
Jim Kaat	1966	25-13
Dean Chance	1967	20-14
Jim Perry	1969	20-6
Dave Boswell	1969	20-12
Jim Perry*	1970	24-12

PITCHER	YEAR	RECORD
Bert Blyleven	1973	20-17
Dave Goltz	1977	20-11
Jerry Koosman	1979	20-13
Frank Viola*	1988	24-7
Scott Erickson	1991	20-8
Brad Radke	1997	20-10
Johan Santana*	2004	20-6

(\* - also won Cy Young Award)



# PITCHING DATA - LOW-HIT GAMES

## TWINS NO-HITTERS

#	PITCHER	DATE	OPPONENT	ON BASE	SCORE
1	Jack Kralick	8-26-62	Kansas City	1	1-0
2	Dean Chance	8-25-67 (2)	at Cleveland	6	2-1
3	Scott Erickson	4-27-94	Milwaukee	5	6-0
4	Eric Milton	9-11-99	Anaheim	2	7-0
5	Francisco Liriano	5-3-11	at Chicago-AL	6	1-0

\*Dean Chance pitched a 5-inning shortened no-hit game on August 6, 1967 vs. Boston that is not considered an official no-hitter.

## ONE-HITTERS

#	PITCHER	DATE	OPPONENT	HITTER	HIT	FIELD	INN	OUT	SCORE
1	Gerry Arrigo	6-26-64 (1)	Chicago-AL	Hershberger	single	CF	9	0	2-0
2	Mudcat Grant	9-25-65 (1)	at Washington	Blasingame	double	RF	3	2	5-0
3	Dave Boswell	7-30-66	Baltimore	Snyder	single	RF	7	0	7-0
4	Dean Chance	5-11-67	Kansas City	Cater	single	RF	4	2	8-0
5	Bert Blyleven	5-24-73	Kansas City	Kirkpatrick	bunt single	3B	5	0	2-0
6	Jim Kaat	7-1-73	at California	Robinson	home run	LF	2	0	2-1
7	Bert Blyleven	9-26-73	at Oakland	Mangual	single	2B	5	2	4-1
8	Bert Blyleven	7-4-74	Texas	Harrah	home run	RF	3	1	3-1
9	Dave Goltz	8-23-77	Boston	Rice	single	LF	4	0	7-0
10	Geoff Zahn	6-6-80	Toronto	Mayberry	single	LF	7	2	5-0
11	Ken Schrom	6-26-85	Kansas City	Wilson	single	CF	3	1	2-1
12	Scott Erickson/Mark Guthrie	9-24-91	Chicago-AL	Pasqua	home run	LF	7	1	9-2
13	Scott Erickson	7-24-92 (1)	at Boston	Brunansky	single	RF	2	0	5-0
14	Johan Santana/Joe Nathan	7-17-04	at Kansas City	Berroa	double	CF	2	0	4-1
15	Scott Baker	8-31-07 (2)	Kansas City	Sweeney	single	CF	9	1	5-0
16	A. Swarzak/M. Capps/A. Burnett	5-28-11	Los Angeles-AL	Bourjos	double	LF	8	1	1-0
17	Ervin Santana	4-15-17	Chicago-AL	Narvaez	single	RF	3	1	6-0

## OPPONENTS

### NO-HITTERS

#	PITCHER	DATE	OPPONENT	ON BASE	SCORE
1	Jim Hunter	5-8-68	at Oakland	0	0-4
2	Vida Blue	9-21-70	at Oakland	1	0-6
3	Nolan Ryan	9-28-74	at California	8	0-4
4	David Wells	5-17-98	at New York-AL	0	0-4
5	Jered Weaver	5-2-12	at Los Angeles-AL	1	0-9

## ONE-HITTERS

#	PITCHER(S)	DATE	OPPONENT	HITTER	HIT	FIELD	INN	OUT	SCORE
1	Dick Donovan	9-24-61	Washington	Altobelli	home run	RF	7	1	1-4
2	Dean Chance	10-10-62	Los Angeles-NL	Versalles	single	SS	8	1	0-5
3	Milt Pappas	9-2-64	Baltimore	Versalles	single	LF	8	2	0-2
4	Bill Monbouquette	9-6-64	Boston	Versalles	home run	LF	6	2	2-1
5	Barry Moore	4-30-67 (2)	at Washington	Tovar	single	RF	6	2	0-3
6	Dave McNally	5-15-69	Baltimore	Tovar	single	CF	9	1	0-5
7	Mike Cuellar	8-10-69	at Baltimore	Tovar	single	LF	9	0	0-2
8	Dick Bosman	8-13-70	at Washington	Tovar	bunt single	3B	1	0	0-1
9	Rick Wise	6-14-76	Boston	Terrell	single	2B	3	1	0-5
10	Jim Palmer	8-10-76	at Baltimore	Cubbage	single	RF	2	2	0-2
11	Bruce Kison	4-23-80	California	Landreaux	double	LF	9	1	0-17
12	Jack Morris	8-21-80 (2)	Detroit	Wilfong	single	LF	1	1	2-4
13	Paul Splittorff/Rich Gale	10-5-80	at Kansas City	Castino	single	CF	1	0	0-4
14	Jim Palmer	9-4-82	at Baltimore	Gaetti	single	CF	5	2	0-3
15	Jim Clancy	9-28-82 (1)	at Toronto	Bush	single	RF	9	0	0-3
16	Walt Terrell/Willie Hernández	7-14-85	at Detroit	Brunansky	double	CF	7	2	0-8
17	Danny Darwin	8-19-85	at Milwaukee	Smalley	home run	RF	5	0	1-4
18	Bobby Witt/Dale Mohorcic	6-26-87	at Texas	Smalley	single	CF	2	2	0-1
19	Paul Kilgus	5-21-88	at Texas	Gaetti	double	CF	8	0	0-3
20	Randy Johnson	7-16-98	at Seattle	Gates	single	CF	8	1	0-3
21	Mike Mussina	8-1-00	at Baltimore	Coomer	single	RF	7	2	0-7
22	Freddy Garcia	8-23-05	Chicago-AL	Jones	home run	CF	8	0	1-0
23	Gavin Floyd	5-6-08	at Chicago-AL	Mauer	double	CF	9	1	1-7
24	R. Harden/M. Harrison/D. O'Day/N. Feliz	8-23-10	at Texas	Mauer	single	CF	9	1	0-4
25	Kyle Drabek/Shawn Camp/Mark Rzepczynski	4-2-11	at Toronto	Span	single	LF	6	1	1-5
26	Zach Stewart	9-5-11 (2)	Chicago-AL	Valencia	double	RF	8	0	0-4
27	Felix Hernández/Steve Delabar	5-5-12	at Seattle	Span	single	RF	4	0	0-7
28	Anibal Sanchez	5-24-13	at Detroit	Mauer	single	CF	9	1	0-6
29	C. Young/F. Morales/K. Herrera/W. Davis/G. Holland	6-9-15	Kansas City	Plouffe	triple	RF	7	1	0-2
30	Taijuan Walker	7-31-15	Seattle	Sanó	home run	LF	4	0	1-6
31	Corey Kluber	8-14-15	Cleveland	Mauer	home run	RF	4	0	1-6



# PITCHING DATA - BACK-TO-BACK SHUTOUTS

PITCHER	DATE	OPPONENT	SCORE	HIT	LOSING PITCHER
Camilo Pascual	5-15-61	at Chicago-AL	5-0	4	Cal McLish
	5-20-61	Kansas City	2-0	5	Joe Nuxhall
Camilo Pascual	8-23-61	at Chicago-AL	4-0	2	Cal McLish
	8-29-61	New York-AL	3-0	4	Ralph Terry
Camilo Pascual	9-17-61	at Cleveland	5-0	8	Jim Perry
	9-23-61	Washington	10-0	2	Pete Burnside
Camilo Pascual	6-26-62	at New York-AL	5-0	9	Rollie Sheldon
	7-1-62	at Washington	9-0	5	Ray Rippelmeyer
Mudcat Grant	8-6-66	at Kansas City	5-0	4	Lew Krausse
	8-10-66	at California	2-0	8	Clyde Wright
Jim Kaat	8-23-66	at Washington	7-0	5	Pete Richert
	8-27-66	at Chicago-AL	1-0	3	Gary Peters
Dean Chance	5-11-67	Kansas City	8-0	1	Jim Hunter
	5-16-67	at Chicago-AL	1-0	5	John Buzhardt
Jim Merritt	5-26-67	at Kansas City	5-0	5	Jim Nash
	5-30-67	at New York-AL	3-0	2	Fritz Peterson
Jim Perry	8-10-67	Washington	5-0	5	Barry Moore
	8-15-67	at California	4-0	6	Curt Simmons
Dean Chance	6-19-68	Washington	4-0	3	Joe Coleman
	6-24-68	at Chicago-AL	1-0	3	Bob Priddy
Bert Blyleven	4-7-71	Milwaukee	4-0	4	Lew Krausse
	4-12-71	at Kansas City	2-0	3	Dick Drago
Dick Woodson	8-1-72	at Texas	3-0	3	Pete Broberg
	8-5-72	Oakland	4-0	5	Vida Blue
Bert Blyleven	5-24-73	Kansas City	2-0	1	Dick Drago
	5-29-73	at Milwaukee	1-0	6	Jim Slaton
Bert Blyleven	6-16-73	at Detroit	5-0	4	Joe Coleman
	6-21-73	California	1-0	8	Clyde Wright
Joe Decker	8-24-73	Milwaukee	3-0	4	Skip Lockwood
	8-28-73	at Detroit	5-0	5	Mickey Lolich
Jim Hughes	5-14-75	Cleveland	3-0	4	Gaylord Perry
	5-18-75	Milwaukee	6-0	4	Ed Sprague
Dave Goltz	8-31-76	Milwaukee	4-0	2	Bill Travers
	9-9-76	at Texas	6-0	3	Jim Umberger
Frank Viola	5-1-88	at Boston	2-0	5	Jeff Sellers
	5-6-88	Boston	5-0	7	Jeff Sellers
Scott Erickson	4-26-91	Seattle	6-0	5	Randy Johnson
	5-1-91	Boston	1-0	2	Jeff Gray

HISTORY RECORDS

## TWINS PITCHERS TO REACH 200.0 INNINGS PITCHED BY SEASON

YEAR	PITCHER	IP	YEAR	PITCHER	IP	YEAR	PITCHER	IP
1961	Ramos.....	264.1		J. Hughes.....	249.2	1993	Tapani.....	225.2
	Pascual.....	252.1		Goltz.....	243.0		S. Erickson.....	218.2
	Kralick.....	242.0	1976	Goltz.....	249.1	1994	—	—
	Kaat.....	200.2	1977	Goltz.....	303.0	1995	—	—
1962	Kaat.....	269.0		Thormodsgard.....	218.0	1996	Radke.....	232.0
	Pascual.....	257.2		R. Erickson.....	265.2		Rodriguez.....	206.2
	Kralick.....	242.2	1978	Zahn.....	252.1	1997	Radke.....	239.2
1963	Pascual.....	248.1		Goltz.....	220.1	1998	Radke.....	213.2
	Stigman.....	241.0	1979	Koosman.....	263.2	1999	Radke.....	218.2
1964	Pascual.....	267.1		Goltz.....	250.2		Milton.....	206.1
	Kaat.....	243.0	1980	Koosman.....	243.1	2000	Radke.....	226.2
1965	Grant.....	270.1		Zahn.....	232.2		Milton.....	200.0
	Kaat.....	264.1	1981	—	—	2001	Mays.....	233.2
1966	Kaat.....	304.2	1982	B. Castillo.....	218.2		Radke.....	226.0
	Grant.....	249.0		Havens.....	208.2		Milton.....	220.2
1967	Chance.....	283.2	1983	Viola.....	210.0	2002	—	—
	Kaat.....	263.1	1984	Viola.....	257.2	2003	Radke.....	212.1
	Merritt.....	227.2		Smithson.....	252.0		Lohse.....	201.0
	Boswell.....	222.2		Butcher.....	225.0	2004	J. Santana.....	228.0
1968	Chance.....	292.0	1985	Smithson.....	257.0		Radke.....	219.2
	Merritt.....	238.1		Viola.....	250.2		Silva.....	203.0
	Kaat.....	208.0		Butcher.....	207.2	2005	J. Santana.....	231.2
1969	Perry.....	261.2	1986	Blyleven.....	271.2		Radke.....	200.2
	Boswell.....	256.1		Viola.....	245.2	2006	J. Santana.....	233.2
	Kaat.....	242.1	1987	Blyleven.....	267.0	2007	J. Santana.....	219.0
1970	Perry.....	278.2		Viola.....	251.2		Silva.....	202.0
	Kaat.....	230.1	1988	Viola.....	255.1	2008	—	—
1971	Blyleven.....	278.1		Blyleven.....	207.1	2009	Blackburn.....	205.2
	Perry.....	270.0		Anderson.....	202.1		Baker.....	200.0
	Kaat.....	260.1	1989	—	—	2010	Pavano.....	221.0
1972	Blyleven.....	287.1	1990	—	—	2011	Pavano.....	222.0
	Woodson.....	251.2	1991	Morris.....	246.2	2012	—	—
	Perry.....	217.2		Tapani.....	244.0	2013	—	—
1973	Blyleven.....	325.0		S. Erickson.....	204.0	2014	P. Hughes.....	209.2
1974	Blyleven.....	281.0	1992	Smiley.....	241.0	2015	—	—
	Decker.....	248.2		Tapani.....	220.0	2016	—	—
1975	Blyleven.....	275.2		S. Erickson.....	212.0	2017	E. Santana.....	211.1



# PITCHING DATA – CONSECUTIVE SHUTOUTS

## BY TWINS

DATE	OPPONENT	SCORE	DATE	OPPONENT	SCORE	DATE	OPPONENT	SCORE
8-23-61	at Chicago.....	4-0	9-6-72	at Texas.....	2-0	6-21-92	Seattle.....	5-0
8-24-61	at Chicago.....	3-0	9-7-72	at Texas.....	2-0	6-22-92	California.....	2-0
8-26-62	Kansas City.....	1-0	5-29-73	at Milwaukee.....	1-0	5-8-03	at Tampa Bay.....	5-0
8-28-62	at Chicago.....	2-0	5-30-73	at Milwaukee.....	4-0	5-9-03	Boston.....	5-0
6-4-63	at Kansas City.....	5-0	6-28-73	at Texas.....	4-0	7-5-04	Kansas City.....	9-0
6-5-63	at Kansas City.....	4-0	6-29-73	at California.....	4-0	7-6-04	Kansas City.....	4-0
7-24-63	at Cleveland.....	9-0	8-9-75	at Detroit.....	1-0	7-7-04	Kansas City.....	12-0
7-24-63	at Cleveland.....	5-0	8-10-75	at Detroit.....	4-0	9-2-04	Texas.....	2-0
5-30-65	at Washington.....	6-0	9-23-76	at Chicago.....	3-0	9-3-04	Kansas City.....	2-0
5-31-65	at Baltimore.....	6-0	9-25-76	California.....	6-0	4-11-08	at Kansas City.....	5-0
7-5-65	Boston.....	2-0	9-7-81	Toronto.....	4-0	4-12-08	at Kansas City.....	2-0
7-6-65	Boston.....	9-0	9-8-81	Toronto.....	1-0	7-21-10	Cleveland.....	6-0
6-24-68	at Chicago.....	1-0	9-28-83	Texas.....	3-0	7-22-10	at Baltimore.....	5-0
6-27-68	at Baltimore.....	2-0	9-29-83	Texas.....	2-0	7-31-10	Seattle.....	4-0
4-11-71	at Chicago.....	6-0	9-15-84	at Texas.....	1-0	8-1-10	Seattle.....	4-0
4-12-71	at Kansas City.....	2-0	9-16-84	at Texas.....	2-0	6-2-13	Seattle.....	10-0
9-13-71	at California.....	1-0	6-26-88	at Oakland.....	11-0	6-4-13	at Kansas City.....	3-0
9-15-71	at Milwaukee.....	1-0	6-26-88	at Oakland.....	5-0			

## OF TWINS

DATE	OPPONENT	SCORE	DATE	OPPONENT	SCORE	DATE	OPPONENT	SCORE
5-21-61	Cleveland.....	0-9	7-8-73	New York.....	0-7	4-29-93	at Detroit.....	0-11
5-21-61	Cleveland.....	0-2	7-9-73	Boston.....	0-2	4-30-93	at Baltimore.....	0-8
8-10-62	at Los Angeles.....	0-1	9-28-74	at California.....	0-4	8-1-94	Baltimore.....	0-1
8-11-62	at Los Angeles.....	0-3	9-29-74	at California.....	0-4	8-2-94	Baltimore.....	0-10
9-10-62	Los Angeles.....	0-5	7-19-78	New York.....	0-2	6-21-96	at Detroit.....	0-2
9-11-62	Los Angeles.....	0-9	7-20-78	New York.....	0-4	6-22-96	at Detroit.....	0-6
4-21-63	at Chicago.....	0-8	9-6-78	Chicago.....	0-1	5-10-98	New York.....	0-7
4-23-63	at Chicago.....	0-1	9-8-78	Milwaukee.....	0-3	5-11-98	Baltimore.....	0-4
9-25-64	at Los Angeles.....	0-1	9-9-78	Milwaukee.....	0-3	9-7-99	Baltimore.....	0-5
9-26-64	at Los Angeles.....	0-2	9-18-79	at Chicago.....	0-1	9-8-99	Baltimore.....	0-10
5-3-68	at Cleveland.....	0-4	9-19-79	at Chicago.....	0-6	9-7-02	Oakland.....	0-2
5-4-68	at Cleveland.....	0-2	5-23-80	at Milwaukee.....	0-5	9-8-02	Oakland.....	0-6
8-26-68	at Washington.....	0-1	5-24-80	at Milwaukee.....	0-4	9-5-11	Chicago.....	0-4
8-27-68	at Washington.....	0-2	4-11-81	Oakland.....	0-3	9-6-11	Chicago.....	0-3
9-11-68	Cleveland.....	0-1	4-12-81	Oakland.....	0-1	5-1-12	at Los Angeles.....	0-4
9-13-68	at Boston.....	0-2	8-18-81	at Detroit.....	0-3	5-2-12	at Los Angeles.....	0-9
5-15-69	Baltimore.....	0-5	8-19-81	at Detroit.....	0-4	9-13-13	Tampa Bay.....	0-3
5-17-69	Detroit.....	0-6	9-2-83	Baltimore.....	0-1	9-14-13	Tampa Bay.....	0-7
7-4-72	at Boston.....	0-2	9-3-83	Baltimore.....	0-13	4-6-15	at Detroit.....	0-4
7-5-72	at Boston.....	0-2	9-7-86	at Boston.....	0-9	4-8-15	at Detroit.....	0-11
8-27-72	Detroit.....	0-1	9-8-86	at Kansas City.....	0-5			
8-28-72	Baltimore.....	0-2	8-5-90	at Seattle.....	0-4			
			8-6-90	Milwaukee.....	0-6			

## ALL-TIME COMPLETE GAME SHUTOUTS

PITCHER	#	PITCHER	#	PITCHER	#	PITCHER	#
Blyleven.....	29	Mays.....	6	Butcher.....	3	Hughes, J.....	2
Kaat.....	23	Merritt.....	6	Corbin.....	3	Krueger.....	2
Pascual.....	18	Tapani.....	6	Koosman.....	3	Morris.....	2
Perry.....	17	Smithson.....	5	Lohse.....	3	Reed.....	2
Chance.....	11	Woodson.....	5	Pavano.....	3	Silva.....	2
Goltz.....	11	Decker.....	4	Ramos.....	3	Slowey.....	2
Grant.....	10	Kralick.....	4	Robertson.....	3	Smiley.....	2
Radke.....	10	Milton.....	4	Singer.....	3	Stange.....	2
Viola.....	10	<b>E. Santana.....</b>	<b>4</b>	Baker.....	2	Tewksbury.....	2
Erickson, S.....	7	J. Santana.....	4	Duensing.....	2	25 pitchers.....	1
Zahn.....	7	Stigman.....	4	Hall.....	2	<b>TOTAL.....</b>	<b>288</b>
Boswell.....	6	Anderson.....	3	Havens.....	2		



# TWINS ALL-TIME ROSTER

PLAYER	SEASONS
<b>A</b>	
ABAD, Fernando, p.....	2016
ABBOTT, Paul, p.....	1990-92
ABERNATHY, Brent, 2b.....	2005
ACHTER, A.J., p.....	2014-15
ADAMS, Glenn, of.....	1977-81
ADAMS, Mike, of.....	1972-73
<b>ADRIANZA, Ehire, if.....</b>	<b>2017—</b>
AGOSTO, Juan, p.....	1986
AGUILERA, Rick, p.....	1989-95, 96-99
ALBERS, Andrew, p.....	2013, 16
*ALBURY, Vic, p.....	1973-76
ALDRED, Scott, p.....	1996-97
ALLEN, Bernie, 2b.....	1962-66
ALLEN, Chad, of.....	1999-01
*ALLISON, Bob, of.....	1961-70
ALTOBELLI, Joe, 1b.....	1961
ALYEA, Brant, of.....	1970-71
ANDERSON, Allan, p.....	1986-91
ARCIA, Oswaldo, of.....	2013-16
ARDOIN, Danny, c.....	2000
ARRIGO, Gerry, p.....	1961-64
ARROYO, Fernando, p.....	1980-82
ATHERTON, Keith, p.....	1986-88
AYALA, Luis, p.....	2009

<b>B</b>	
BACKMAN, Wally, 2b.....	1989
BACSIK, Mike, p.....	1979-80
BAKER, Chuck, ss.....	1981
BAKER, Doug, ss.....	1988-90
BAKER, Scott, p.....	2005-12
BALDWIN, James, p.....	2003
BALFOUR, Grant, p.....	2001, 03-05
BANE, Eddie, p.....	1973, 75-76
*BANKS, George, 3b.....	1962-64
BANKS, Willie, p.....	1991-93
BAPTIST, Travis, p.....	1998
BARNES, John, of.....	2000-01
BARBER, Steve, p.....	1970-71
BARTLETT, Jason, ss.....	2004-07, 14
BASS, Brian, p.....	2008
BASS, Randy, 1b.....	1977
BATISTA, Tony, 3b.....	2006
*BATTEY, Earl, c.....	1961-67
*BAYLOR, Don, of.....	1987
BEANE, Billy, of.....	1986-87
BECKER, Rich, of.....	1993-97
BEQUER, Julio, 1b.....	1961, 63
BEDROSIAN, Steve, p.....	1991
BEIMEL, Joe, p.....	2004
BELISLE, Matt, p.....	2017
BENNETT, Erik, p.....	1996
BENSON, Joe, of.....	2011
BERENGUER, Juan, p.....	1987-90
BERESFORD, James, if.....	2016
BERGMAN, Sean, p.....	2000
BERNER, Doug, if.....	2013-15
<b>BERRIOS, José, p.....</b>	<b>2016—</b>
*BERTOIA, Reno, 3b.....	1961
BEST, Karl, p.....	1988
BETHEA, Bill, 2b.....	1964
BITTIGER, Jeff, p.....	1987
BLACKBURN, Nick, p.....	2007-12
BLAKE, Casey, 3b.....	2000-02
BLANCO, Henry, c.....	2004
*BLOOMFIELD, Bud, 2b.....	1964
BLYLEVEN, Bert, p.....	1970-76, 85-88
*BOND, Walter, of.....	1967
BONKOWSKI, Joe, p.....	1962
BONSER, Boof, p.....	2006-09
BOOKER, Greg, p.....	1989
BOONE, Bret, 2b.....	2005
BOSHERS, Buddy, p.....	2016-17
BOYER, Blaine, rhp.....	2015
BORDERS, Pat, c.....	2004
BORGSMANN, Glenn, c.....	1972-79
BORIS, Paul, p.....	1982
*BOSTOCK, Lyman, of.....	1975-77
*BOSWELL, Dave, p.....	1964-70
BOUROQUE, Pat, 1b.....	1974
BOWEN, Rob, c.....	2003-04
BOWERS, Shane, p.....	1997
BOWYER, Travis, p.....	2005
BRANDON, Darrell, p.....	1969
BRAUN, Steve, of.....	1971-76
BREDE, Brent, of.....	1996-97

PLAYER	SEASONS
BRESLOW, Craig, p.....	2008-09, 17
*BRETT, Ken, p.....	1979
BRIGGS, John, of.....	1975
BRITO, Bernardo, of.....	1992-93, 95
BROWN, Darrell, of.....	1983-84
BROWN, Jarvis, of.....	1991-92
BROWN, Mark, p.....	1985
*BRUCKBAUER, Fred, p.....	1961
BRUETT, J.T. of.....	1992-93
BRUNMETT, Greg, p.....	1993
BRUNANSKY, Tom, of.....	1982-88
BRYE, Steve, of.....	1970-76
BUCHANAN, Brian, of.....	2000-02
*BULLINS, Jerry, c.....	1977
BULLOCK, Eric, of.....	1988
BURGMAYER, Tom, p.....	1974-77
BURNETT, Alex, p.....	2010-12
BURROUGHS, Sean, if.....	2012
BURTON, Jared, p.....	2012-14
BURT, Dennis, p.....	1985-86
BUSCHER, Brian, 3b.....	2007-09
<b>BUSENITZ, Alan, p.....</b>	<b>2017—</b>
BUSH, Randy, of.....	1982-93
BUTCHER, John, p.....	1984-86
BUTERA, Drew, c.....	2010-13
BUTERA, Sal, c.....	1980-82, 87
BUTLER, Bill, c.....	1974-75, 77
<b>BUTXON, Byron, of.....</b>	<b>2015—</b>

<b>C</b>	
CABRERA, Orlando, ss.....	2009
CALI, Carmen, p.....	2007
CAMPBELL, Bill, p.....	1973-76
CAMPBELL, Kevin, p.....	1994-95
CAMPSI, Sal, p.....	1971
CANDELARIA, John, p.....	1990
CANIZARO, Jay, 2b.....	2000-02
CAPPS, Matt, p.....	2010-12
CARDENAS, Leo, ss.....	1969-71
CAREW, Rod, 1b.....	1967-78
CARLTON, Steve, p.....	1987-88
CARRASCO, Hector, p.....	1998-2000, 01
CARRITHERS, Don, p.....	1977
CARROLL, Jamey, if.....	2012-13
CARSON, Matt, of.....	2012
CASIAN, Larry, p.....	1990-94
CASILLA, Alexi, if.....	2006-12
*CASTILLO, Bobby, p.....	1982-84
*CASTILLO, Carmelo, of.....	1989-91
CASTILLO, Luis, 2b.....	2006-07
CASTINO, John, 2b.....	1979-84
<b>CASTRO, Jason, c.....</b>	<b>2017—</b>
CASTRO, Juan, ss.....	2005-06
CENTENO, Juan, c.....	2016
*CHANCE, Dean, p.....	1967-69
CHARGOIS, JT, p.....	2016
CHILES, Rich, of.....	1977-78
CHRISTENSEN, John, of.....	1988
CIMINO, Pete, p.....	1965-66
CIRILLO, Jeff, 3b-1b.....	2007
CLARK, Howie, if.....	2008
CLARK, Jerald, of.....	1995
CLARK, Ron, 3b.....	1966-69
COLABELLO, Chris, 1b.....	2013-14
COLBRUNN, Greg, 1b.....	1997
COLE, Alex, of.....	1994-95
*COLLUM, Jackie, p.....	1962
COLÓN, Bartolo, p.....	2017—
COMSTOCK, Keith, p.....	1984
CONDREY, Clay, p.....	2010
*CONSOLO, Billy, ss.....	1961
COOK, Mike, p.....	1989
COOMER, Ron, 1b-3b.....	1995-2000
COOPER, Don, p.....	1981-82
CORBETT, Doug, p.....	1980-82
CORBIN, Ray, p.....	1971-75
CORCORAN, Tim, 1b.....	1981
CORDOVA, Marty, of.....	1995-99
CORREIA, Kevin, p.....	2013-14
COTTS, Neal, p.....	2015
CRAIN, Jesse, p.....	2004-10
CREDE, Joe, 3b.....	2009
CRESSEND, Jack, p.....	2000-02
*CRIDER, Jerry, p.....	1969
CUBBAGE, Mike, 3b.....	1976-80
CUDDYER, Michael, if-of.....	2001-11
CUMMINGS, Midre, of.....	1999-2000



# TWINS ALL-TIME ROSTER

PLAYER	SEASONS
*CUETO, Bert, p.....	1961
CURTISS, John, p.....	2017—
<b>D</b>	
DAILEY, Bill, p.....	1963-64
DARNELL, Logan, p.....	2014-16
DARWIN, Bob, of.....	1972-75
DAVID, Andre, of.....	1984, 86
DAVIDSON, Cleatus, 2b.....	1999
DAVIDSON, Mark, of.....	1986-88
DAVIS, Chili, dh.....	1991-92
DAVIS, Ron, p.....	1982-86
DE VRIES, Cole, p.....	2012-13
DEAN, Pat, p.....	2016
*DECKER, Joe, p.....	1973-76
DEDUNO, Samuel, p.....	2012-14
DELANEY, Rob, p.....	2010
DEMPSEY, Rick, c.....	1969-72
DePAULA, Julio, p.....	2007
DESHAIES, Jim, p.....	1993, 94
DIAMOND, Scott, p.....	2011-13
DICKEY, R.A., p.....	2009
DINKELMAN, Brian, if-of.....	2011
DOBBEK, Dan, of.....	1961
DOUMIT, Ryan, c.....	2013
DONOHUE, Jim, p.....	1962
DOTTER, Gary, p.....	1961, 63-64
<b>DOZIER, Brian, if.....</b>	<b>2012—</b>
DRUMMOND, Tim, p.....	1989-90
DUENSING, Brian, p.....	2009-15
<b>DUFFEY, Tyler, p.....</b>	<b>2015—</b>
DUMATRAIT, Phil, p.....	2011
DUNN, Steve, 1b.....	1994-95
DURBIN, J.D., p.....	2004
DURANT, Mike, c.....	1996
DUVALL, Mike, p.....	2001-02
DWYER, Jim, of.....	1988-89, 90
DYER, Mike, p.....	1989
<b>E</b>	
EDENS, Tom, p.....	1991-92
EDWARDS, Dave, of.....	1978-80
EISENREICH, Jim, of.....	1982-84
ENGLÉ, Dave, c.....	1981-85
<b>ENNS, Dietrich, p.....</b>	<b>2017—</b>
ERICKSON, Roger, p.....	1978-82
ERICKSON, Scott, p.....	1990-95
<b>ESCOBAR, Eduardo, if.....</b>	<b>2012—</b>
ESPINOZA, Álvaro, ss.....	1984-86
EUFEMIA, Frank, p.....	1985
EVERETT, Adam, ss.....	2008
EYRE, Willie, p.....	2006
<b>F</b>	
FAEDO, Lenny, ss.....	1980-84
FELTON, Terry, p.....	1979-82
FERRER, Sergio, ss.....	1974-75
FETTERS, Mike, p.....	2003
FIEN, Casey, p.....	2012-16
FIFE, Dan, p.....	1973-74
FILSON, Pete, p.....	1982-86
FIORÉ, Tony, p.....	2001-03
FISCHER, Bill, p.....	1964
FLORES, Randy, p.....	2010
FLORIMON, Pedro, if.....	2012-14
FONTENOT, Ray, p.....	1986
FORD, Dan, of.....	1975-78
FORD, Lew, of.....	2003-07
*FORNIELES, Mike, p.....	1963
FOXSNOW, Jerry, p.....	1964-65
FOX, Matt, p.....	2010
FRAZIER, George, p.....	1986-87
FREDERICK, Kevin.....	2002
FRYER, Eric, c.....	2013-15
FUENTES, Brian, p.....	2010
FULD, Sam, of.....	2004
FULTZ, Aaron, p.....	2004
FUNDERBURK, Mark, of.....	1981, 85
<b>G</b>	
GABINO, Armando, p.....	2009
GAETTI, Gary, 3b.....	1981-90
GAGNE, Greg, ss.....	1983-92
GARAGOZZO, Keith, p.....	1994
GARCES, Rich, p.....	1990, 93
GARCIA, Jaime, p.....	2017

PLAYER	SEASONS
GARDNER, Billy, 2b.....	1961
<b>GARVER, Mitch, c.....</b>	<b>2017—</b>
GARZA, Matt, p.....	2006-07
GASSNER, Dave, p.....	2005
GATES, Brent, 2b-3b.....	1998-99
GEBHARD, Bob, p.....	1971-72
GEE, Dillon, p.....	2017
<b>GIBSON, Kyle, p.....</b>	<b>2013—</b>
*GIEL, Paul, p.....	1961
GIMENEZ, Chris, c.....	2017
GLADDEHN, Dan, of.....	1987-91
GOLTZ, Dave, p.....	1972-79
GÓMEZ, Carlos, of.....	2008-09
GÓMEZ, Chris, if.....	2003
*GÓMEZ, Luis, ss.....	1974-77
*GÓMEZ, Rubén, p.....	1962
GONZÁLEZ, Germán, p.....	1988-89
GOODRUM, Niko, if.....	2017
GOODWIN, Danny, 1b.....	1979-81
GORINSKI, Bob, of.....	1977
GORYL, John, 2b.....	1962-64
GOZZO, Mauro, p.....	1992
GRAHAM, Dan, 3b.....	1979
GRAHAM, JR., p.....	2015-16
GRANGER, Wayne, p.....	1972
<b>GRANITE, Zack, of.....</b>	<b>2017—</b>
GRANT, Jim "Mudcat", p.....	1964-67
GRAY, Jeff, p.....	2012
GREEN, Lenny, of.....	1961-64
GREISINGER, Seth, p.....	2004
<b>GROSSMAN, Robbie, of.....</b>	<b>2016—</b>
GRZENDA, Joe, p.....	1969
GUARDADO, Eddie, p.....	1993-2003, 08
GUERRIER, Matt, p.....	2004-10, 14
GUTH, Bucky, ss.....	1972
GUTHRIE, Mark, p.....	1989-95
GUZMAN, Cristian, ss.....	1999-04

PLAYER	SEASONS
<b>H</b>	
HACKER, Eric, p.....	2011
HALE, Chip, 2b.....	1989-90, 93-96
HALEY, Justin, p.....	2017
HALL, Jimmie, of.....	1963-66
HALL, Tom, p.....	1968-71
HAMM, Pete, p.....	1970-71
HANSELL, Greg, p.....	1996
*HANDS, Bill, p.....	1973-74
HARDY, Carroll, of.....	1967
HARDY, J.J., ss.....	2010
HARPER, Brian, c.....	1988-93
HARRIS, Brendan, if.....	2008-10
HARRIS, Greg, p.....	1995
HARRISON, Roric, p.....	1978
HART, Mike, of.....	1984
HARTLEY, Mike, p.....	1993
HARTZELL, Paul, p.....	1979
HATCHER, Mickey, of.....	1981-86
HAVENS, Brad, p.....	1981-83
HAWKINS, LaRoy, p.....	1995-03
HAYDEL, Hal, p.....	1970-71
HEATON, Neal, p.....	1986
HEINTZ, Chris, c.....	2005-07
HENDRIKS, Liam, p.....	2011-13
HENN, Sean, p.....	2009
*HENRY, Ron, c.....	1961, 64
HERNÁNDEZ, Jackie, ss.....	1967-68
HERNÁNDEZ, Liván, p.....	2008
HERNÁNDEZ, Pedro, p.....	2013
HERR, Tom, 2b.....	1988
HERRMANN, Chris, c.....	2012-15
HESTON, Chris, p.....	2017
HICKS, Aaron, of.....	2013-15
<b>HILDENBERGER, Trevor, p.....</b>	<b>2017—</b>
HILL, Donnie, inf.....	1992
*HILL, Herman, of.....	1969-70
HISLE, Larry, of.....	1973-77
HOBBS, Jack, p.....	1981
HOCKING, Denny, ss.....	1993-03
HODGE, Ed, p.....	1984
HOEY, Jim, p.....	2011
HOLLINS, Dave, 3b.....	1996
HOLLY, Jeff, p.....	1977-79
HOLM, Steve, c.....	2011
HOLT, Jim, of.....	1968-74
HORSMAN, Vince, p.....	1995
*HOWE, Steve, p.....	1985
HRBEK, Kent, 1b.....	1981-94



# TWINS ALL-TIME ROSTER

PLAYER	SEASONS
HUBER, Justin, 1b	2009
HUDSON, Orlando, 2b	2010
HUGHES, Dusty, p	2011
HUGHES, Jim, p	1974-77
HUGHES, Luke, lf	2010-12
HUGHES, Phil, p	2014
HUMBER, Philip, p	2008-09
HUNDLEY, Randy, c	1974
HUNTER, Torii, of	1997-2007, 15
HUSKEY, Butch, of	2000

*INGRAM, Riccardo, of	1995
*IZQUIERDO, Hank, c	1967

JACKSON, Darrell, p	1978-82
JACKSON, Darrin, of	1997
JACKSON, Mike, p	2002
JACKSON, Ron, 1b	1979-81
JACKSON, Roy Lee, p	1986
*JACOBS, Lamar, of	1961
JAMES, Chuck, p	2011
JARVIS, Kevin, p	1997
JENSEN, Marcus, c	2000
JEPSEN, Kevin, p	2015-16
JIMENEZ, Houston, ss	1983-84
JOHNSON, Adam, p	2001, 03
JOHNSON, Dave, p	1977-78
JOHNSON, Kris, p	2014
JOHNSON, Randy, of	1982
JOHNSON, Tom, p	1974-78
JOHNSTON, Greg, of	1980-81
JONES, Garrett, 1b-of	2007
JONES, Jacque, of	1999-05
JONES, Todd, p	2001
JORGE, Félix, p	2017
JORGENSEN, Ryan, c	2008
JORGENSEN, Terry, 3b	1989, 92-93

KAAT, Jim, p	1961-73
KELLER, Ron, p	1966, 68
*KELLY, Pat, of	1967-68
KELLY, Roberto, of	1996-97
KELLY, Tom, 1b	1975
KEPLER, Max, of	2015
KEPPEL, Bobby, p	2009
KIELTY, Bobby, of	2001-03
*KILBREW, Harmon, 1b	1961-74
KINDALL, Jerry, 2b	1964-65
KINNEY, Matt, p	2000, 02
KINNUNEN, Mike, c	1980
KINTZLER, Brandon, p	2016-17
KIPPER, Bob, p	1992
KLAWITTER, Tom, p	1985
*KLINE, Ron, p	1967
KLINGENBECK, Scott, p	1995-96
KLINK, Joe, p	1987
*KLIPPSTEIN, Johnny, p	1964-66
KNOBLAUCH, Chuck, 2b	1991-97
KOMATSU, Erik, of	2012
KOOSMAN, Jerry, p	1979-81
KORECKY, Bobby, p	2008
KOSCO, Andy, of	1965-67
KOSKIE, Corey, 3b	1998-04
KOSTRO, Frank, of	1964-65, 67-69
*KRALICK, Jack, p	1961-63
KRUEGER, Bill, p	1991-92
KUBEL, Jason, of	2004-11, 14
KUNTZ, Rusty, of	1983
*KUSICK, Craig, 1b	1973-79

LAMB, David, if	2002
LAMB, Mike, 3b	2008
LANDREAUX, Ken, of	1979-80
LARKIN, Gene, 1b	1987-93
LaROCHE, Dave, p	1972
LASHER, Fred, p	1963
LATHAM, Bill, p	1986
LATHAM, Chris, of	1997-99
LAUDNER, Tim, c	1981-89
LAWTON, Matt, of	1995-01
*LEA, Charlie, p	1988
LEACH, Terry, p	1990-91

PLAYER	SEASONS
LeCROY, Matthew, c-1b	2000-05, 07
LEE, Derek, of	1993
LEE, Don, of	1961-62
LEIUS, Scott, 3b	1990-95
*LEMON, Jim, of	1961-63
LEPCIO, Ted, 3b	1961
LEWIS, Jim, p	1983
LIGHT, Pat, p	2016
LINCOLN, Mike, p	1999-2000
LIRIANO, Francisco, p	2005-12
LIRIANO, Nelson, 2b	1990
*LIS, Joe, 1b	1973-74
LITTLE, Jeff, p	1982
LOHS, Kyle, p	2001-06
LOMBARDUZZI, Steve, 2b	1985-88
LOOK, Bruce, c	1968
*LOWRY, Dwight, c	1988
LUEBBER, Steve, p	1971-72, 76
LUNDSTEDT, Tom, c	1975
LYSANDER, Rick, p	1983-85

MAAS, Kevin, 1b	1995
MACHADO, Alejandro, if	2007
MACK, Shane, of	1990-94
MACKANIN, Pete, 2b	1980-81
MACRI, Matt, if	2008
MAHAY, Ron, p	2009-10
MAHOMES, Pat, p	1992-96
MAKSUDIEN, Mike, c-1b	1993
MALONEY, Matt, p	2012
MANNING, Jim, p	1962
MANRIQUE, Fred, 2b	1990
MANSHIP, Jeff, p	2009-12
MANUEL, Charlie, of	1969-72
*MARANDA, Georges, p	1962
MARQUIS, Jason, p	2012
MARSHALL, Mike, p	1978-80
*MARTIN, Billy, 2b	1961
*MARTINEZ, Orlando "Marty", ss	1962
MARTINEZ, Tippy, p	1988
MARTIS, Shairon, p	2013
MASON, Mike, p	1988
MASTELLER, Dan, 1b-of	1995
MASTROIANNI, Darin, of	2012-14, 16
MAUER, Joe, c-1b	2004
MAXWELL, Jason, 2b	2000-01
MAY, Trevor, p	2014
MAYS, Joe, p	1999-2005
McCABE, Joe, c	1964
McCARTY, Dave, 1b-of	1993-95
McCRACKEN, Quinton, of	2001
*McDEVITT, Danny, p	1961
McDONALD, Darnell, of	2007
McKAY, Dave, 3b	1975-76
MEARES, Pat, ss	1993-98
MEIER, Dave, of	1984-85
MEJIA, Adalberto, p	2016
MELVILLE, Tim, p	2017
MENDOZA, Minnie, 3b	1970
MERCADO, Orlando, c	1989
MERCED, Orlando, 1b-of	1993-98
MERRIMAN, Brett, p	1994
MERRITT, Jim, p	1965-68
MERULLO, Matt, c	1995
MEYER, Alex, p	2015-16
MIENTKIEWICZ, Doug, 1b	1998-04
MJARES, José, p	2008-11
MILBOURNE, Larry, 2b	1982
MILCHIN, Mike, p	1996
*MILLER, Bob, p	1968-69
MILLER, Corky, c	2005
MILLER, Damian, c	1997
MILLER, Jason, p	2007
MILLER, Travis, p	1996-02
MILONE, Tommy, p	2014-16
MILTON, Eric, p	1998-03
*MINCHER, Don, 1b	1961-66
MITCHELL, Bobby, of	1982-83
MITTERWALD, George, c	1966, 68-73
MOELLER, Chad, c	2000
MOHR, Dustan, of	2001-03
MOLITOR, Paul, dh-1b	1996-98
MONROE, Craig, of	2008
*MONZON, Dan, 2b	1972-73
*MOORE, Ray, p	1961-63
MORALES, Jose M, c	1978-80



# TWINS ALL-TIME ROSTER

PLAYER	SEASONS
MORALES, José G., c.....	2007, 09-10
MORALES, Kendryks, dh-1b.....	2014
MORGAN, Mike, p.....	1998
MORILLO, Juan, p.....	2009
MORNEAU, Justin, 1b.....	2003-13
MORRIS, Justin, p.....	1968-69
MORRIS, Jack, p.....	1991
MORRIS, Warren, if.....	2002
MOSES, John, of.....	1988-90
MOTA, Danny, p.....	2000
MOYA, Gabriel, p.....	2017
MULHOLLAND, Terry, p.....	2004-05
MULVEY, Kevin, p.....	2009
MUNOZ, Oscar, p.....	1995
MUNOZ, Pedro, of.....	1990-95
MURPHY, John Ryan, c.....	2016
MYERS, Greg, c.....	1996-97

N	SEASONS
NAKAMURA, Micheal, p.....	2003
NARAGON, Hal, c.....	1961-62
NASH, Cotton, 1b.....	1969-70
NATHAN, Joe, p.....	2004-11
NAULTY, Dan, p.....	1996-98
NEAGLE, Denny, p.....	1991
NELSON, Mel, p.....	1965, 67
NESHEK, Pat, p.....	2006-10
NETTLES, Graig, of.....	1967-69
NETTLES, Jim, of.....	1970-72
NEVIN, Phil, dh.....	2006
NEWMAN, Al, if.....	1987-91
*NIEKRO, Joe, p.....	1987-88
NIEMANN, Randy, p.....	1987
NIESON, Chuck, p.....	1964
NIETO, Tom, c.....	1987-88
NISHIOKA, Tsuyoshi, if.....	2011-12
NIXON, Otis, of.....	1998
*NIXON, Russ, c.....	1966-67
NOLASCO, Ricky, p.....	2014-16
NORTON, Tom, p.....	1972
NORWOOD, Willie, of.....	1977-80
NOSSEK, Joe, of.....	1964-66
NUNEZ, Eduardo, if.....	2014-16

O	SEASONS
OCHOA, Alex, of.....	1998
O'CONNOR, Jack, p.....	1981-84
O'ROURKE, Ryan, p.....	2015
OLKERS, Bryan, p.....	1983
OFFERMAN, Jose, if.....	2004
OJEDA, Augie, if.....	2004
OLIVA, Tony, of.....	1962-76
OLIVERAS, Francisco, p.....	1989
OLIVEROS, Lester, p.....	2011-14
OLLOM, Jim, p.....	1966-67
OLSON, Greg, c.....	1989
OLSON, Gregg, p.....	1997
OSOSCO, Jesse, p.....	2003
ORTIZ, David, 1b.....	1997-02
ORTIZ, Junior, c.....	1990-91
ORTIZ, Ramón, p.....	2007

P	SEASONS
PACELLA, John, p.....	1982
PACLIARULO, Mike, 3b.....	1991-93
*PALMQUIST, Ed, p.....	1961
PARK, Byung Ho, 1b-dh.....	2016
PARKS, Derek, c.....	1997-94
PARMELEE, Chris, 1b-of.....	2011-14
PARRA, José, p.....	1995-96
PASCUAL, Camilo, p.....	1961-66
PASHNICK, Larry, p.....	1984
*PASTORE, Frank, p.....	1986
PAVANO, Carl, p.....	2009-12
PAZIK, Mike, p.....	1975-77
PELFREY, Mike, p.....	2013-15
PERDOMO, Luis, p.....	2012
PERKINS, Dan, p.....	1999
PERKINS, Glen, p.....	2006-17
PERLOZZO, Sam, 2b.....	1977
PERRANOSKI, Ron, p.....	1968-71
PERRY, Jim, p.....	1963-72
PERZANOWSKI, Stan, p.....	1978
PETTIBONE, Jay, p.....	1983
*PIERZYNSKI, A.J., c.....	1998-03
PINO, Yohan, p.....	2014
PINTO, Jossmil, c.....	2013-14

PLAYER	SEASONS
PITTARO, Chris, 2b.....	1986-87
PLEIS, Bill, p.....	1961-66
PLOUFFE, Trevor, if.....	2010-16
POEPPING, Mike, of.....	1975
<b>POLANCO, Jorge, if.....</b>	<b>2014</b>
PONSON, Sidney, p.....	2007
PORTUGAL, Mark, p.....	1985-88
*POST, Wally, of.....	1963
POWELL, Hosken, of.....	1978-81
POWELL, Paul, of.....	1971
*POWER, Vic, 1b.....	1962-64
PRESLEY, Alex, p.....	2013
<b>PRESSLY, Ryan, p.....</b>	<b>2013</b>
PRIDIE, Jason, of.....	2008
PRIETO, Alex, if.....	2003-04
PRINCE, Tom, c.....	2001-03
*PUCKETT, Kirby, of.....	1984-95
PULIDO, Carlos, p.....	1994, 03
PUNTO, Nick, if.....	2004-10
PUTNAM, Pat, 1b.....	1984

Q	SEASONS
QUILICI, Frank, 2b.....	1965, 67-70
QUINLAN, Tom, 3b.....	1996
QUINONES, Luis, if.....	1992

R	SEASONS
RAABE, Brian, 2b.....	1995-96
RABE, Josh, of.....	2006-07
RADKE, Brad, p.....	1995-06
RADLOSKY, Rob, p.....	1999
RAMIREZ, Neil, p.....	2016
RAMIREZ, Wilkin, of.....	2013
RAMOS, Pedro, p.....	1961
RAMOS, Wilson, c.....	2010
RANDALL, Bob, 2b.....	1976-80
RATH, Gary, p.....	1999
RATLIFF, Paul, c.....	1963, 70-71
RAUCH, Jon, p.....	2009-10
RAWLEY, Shane, p.....	1989
REARDON, Jeff, p.....	1987-89
REBOULET, Jeff, if.....	1992-96
REDFERN, Pete, p.....	1976-82
REDMAN, Mark, p.....	1999-01
REDMOND, Mike, c.....	2005-09
REED, Darren, of.....	1992
REED, Jeff, c.....	1984-86
REED, Rick, p.....	2001-03
REESE, Rich, 1b.....	1964-73
RENICK, Rick, 3b.....	1968-72
REPKO, Jason, of.....	2010-11
RESTOVICH, Michael, of.....	2002-04
REVERE, Ben, of.....	2010-12
REYES, Denny, p.....	2006-08
RINCÓN, Juan, p.....	2001-08
RITCHIE, Todd, p.....	1997-98
RIVAS, Luis, 2b.....	2000-05
RIVERA, Bombo, of.....	1978-80
RIVERA, René, c.....	2011
ROA, Joe, p.....	2004
ROBERTSON, Rich, p.....	1995-97
ROBERTSON, Tyler, p.....	2012-13
ROBINSON, Shane, of.....	2015
RODRIGUEZ, Frankie, p.....	1995-98
RODRIGUEZ, José, p.....	2002
RODRIGUEZ, Luis, if.....	2005-07
RODRIGUEZ, Vic, 3b.....	1989
ROENICKE, Josh, p.....	2013
ROGERS, Kenny, p.....	2003
<b>ROGERS, Taylor, p.....</b>	<b>2016</b>
ROGGENBURK, Garry, p.....	1963, 65-66
*ROLAND, Jim, p.....	1962-64, 66-68
ROLLINS, Rich, 3b.....	1961-68
ROMERO, J.C., p.....	1999-05
ROOF, Phil, c.....	1971-76
<b>ROSARIO, Eddie, of.....</b>	<b>2015</b>
ROSARIO, Randy, p.....	2017
*ROSEBORO, John, c.....	1968-69
RUCINSKI, Drew, p.....	2017
RUIZ, Randy, 1b.....	2008
RYAN, Jason, p.....	1999-2000
RYAN, Michael, of.....	2002-05

S	SEASONS
*SADOWSKI, Ted, p.....	1961-62
SALAS, Mark, c.....	1985-87
SAMPSON, Benji, p.....	1998-99



# TWINS ALL-TIME ROSTER

PLAYER	SEASON
SÁNCHEZ, Alejandro "Alex", of	1986
SANDERS, Ken, p	1973
SANFORD, Mo, p	1995
<b>SANÓ, Miguel, if-of</b>	<b>2015</b>
SANTANA, Danny, if-of	2014-17
<b>SANTANA, Ervin, p</b>	<b>2015</b>
SANTANA, Johan, p	2000-07
SANTIAGO, Hector, p	2016-17
SAVAGE, Jack, p	1990
SCARCE, Mac, p	1978
SCHAFFER, Jordan, of	2014-15
SCHAFFER, Logan, of	2016
SCHATZEDER, Dan, p	1987, 88
*SCHROLL, Al, p	1961
SCHROM, Ken, p	1983-85
SCHUELER, Ron, p	1977
SCHULLSTROM, Erik, p	1994-95
SEARS, Todd, 1b	2002-03
SERAFINI, Dan, p	1996-98
SERUM, Gary, p	1977-79
SEVICK, John, c	1965
SHAVE, Jon, 3b	1998
SHELLENBACK, Jim, p	1977
SHIELDS, Steve, p	1989
SHIFFLETT, Garland "Duck", p	1964
SIEBLER, Dwight, p	1963-67
SIERRA, Ruben, of	2006
SILVA, Carlos, p	2004-06
SINGER, Bill, p	1976
SLAMA, Anthony, p	2010-11
<b>SLEBERS, Aaron, p</b>	<b>2017</b>
SLOWEY, Kevin, p	2007-11
SMALLEY, Roy, ss	1976-82, 85-87
SMITH, Mike, p	2006
SMITH, Roy, c	1981-83
SMITH, Roy, p	1986-90
SMITHSON, Mike, p	1984-87
SMILEY, John, p	1992
SNYDER, Jim, 2b	1961-62, 64
SODERHOLM, Eric, 3b	1971-75
SOFIELD, Rick, of	1979-81
SORRENTO, Paul, 1b	1989-91
SPAN, Denard, of	2008-12
SPEIER, Chris, ss	1984
STACHOVIAK, Scott, 1b	1993, 95-98
STANFIELD, Kevin, p	1979
STANGE, Les, p	1961-64
STAUFFER, Tim, p	2015
ST. CLAIRE, Randy, p	1989
STEINBACH, Terry, c	1997-99
STENHOUSE, Mike, of	1985
STEPHEN, Buzz, p	1968
STEVENS, Dave, p	1994-97
STEWART, Shannon, of	2003-06
STIGMAN, Dick, p	1962-65
*STOBBS, Chuck, p	1961
STRAKER, Les, p	1987-88
STRICKLAND, Jim, p	1971-73
*SULLIVAN, Frank, p	1962-63
SUTTON, John, p	1978
SUZUKI, Kurt, c	2014-16
SWARZAK, Anthony, p	2009, 11-14
SWINDELL, Greg, p	1997-98

T	
TAPANI, Kevin, p	1989-95
TEPESCH, Nick, p	2017
TERRILL, Jerry, ss	1973-77
TEUFEL, Tim, 2b	1983-85
TEWKSBURY, Bob, p	1997-98
THAYER, Greg, p	1978
THIELBAR, Caleb, p	2013-15
THOMAS, Brad, p	2001, 03
THOMAS, Clete, of	2012-13
THOMAS, George, of	1971
THOME, Jim, if	2010-11
THOMPSON, Aaron, p	2014-15
*THOMPSON, Danny, ss	1970-76
THORMODSGARD, Paul, p	1977-79
TIANT, Luis, p	1970
TIFFEE, Terry, 3b	2004-06
TISCHINSKI, Tom, c	1969-71
TOLBERT, Matt, if	2008-11
TOLIVER, Fred, p	1988-89
TONKIN, Michael, p	2013
TORVE, Kelvin, 1b	1988
TOSONI, Rene, of	2011
*TOVAR, César, of	1965-72

PLAYER	SEASONS
TROMBLEY, Mike, p	1992-99, 2002
TSAMIS, George, p	1993
TUNNEL, Lee, p	1989
TURLEY, Nik, p	2017
*TUTTLE, Bill, of	1961-63
TYNER, Jason, of	2005-07

U	
*UHLAENDER, Ted, of	1965-69
ULLGER, Scott, 1b	1983

V	
VALDESPINO, Sandy, of	1965-67
VALDIVIELSO, José, ss	1961
VALENCIA, Danny, if	2010-12
VALENTIN, Javier, c	1997-99, 2002
*VALO, Elmer, of	1961
<b>VARGAS, Kennys, dh-1b</b>	<b>2014</b>
VÁSQUEZ, Esmerling, p	2012
VEGA, Jesús, 1b	1979-80, 82
VERHOEVEN, John, p	1980-81
*VERSALLES, Zoilo, ss	1961-67
*VESELIC, Bob, p	1980-81
VIOLA, Frank, p	1982-89

W	
WALBECK, Matt, c	1994-96
WALDROP, Kyle, p	2011-12
WALKER, Todd, 3b	1996-00
WALTERS, Charley, p	1969
WALTERS, Mike, p	1983-94
WALTERS, P.J. p	2012-13
*WALTON, Danny, of	1973, 75
WARD, Gary, of	1979-83
*WARD, Jay, 3b	1963-64
WARDLE, Carl, p	1984-85
WASHINGTON, Ron, ss	1981-86
WATKINS, Scott, p	1995
WATKINS, Tommy, if	2007
WAYNE, Gary, p	1989-92
WEBSTER, Lenry, c	1989-93
WELLS, Bob, p	1999-02
WELLS, Boomer, 1b	1982
*WERTZ, Vic, 1b	1963
WEST, David, 1b	1989-92
WHEELER, Jason, p	2017
*WHISENANT, Pete, of	1961
*WHITBY, Bill, p	1964
WHITE, Rondell, of	2006-07
WHITEHOUSE, Len, p	1983-85
WILEY, Mark, p	1975
WILFONG, Rob, 2b	1977-82
WILK, Adam, p	2017
WILLIAMS, Al, p	1980-84
*WILLIAMS, Don, p	1963
WILLIAMS, Glenn, 3b	2005
WILLIAMS, Stan, p	1970-71
WILLINGHAM, Josh, of	2012-14
WILLIS, Carl, p	1991-95
WILSON, Tack, of	1983
WIMMERS, Alex, p	2016-17
WINFIELD, Dave, of	1993-94
WINN, Jim, p	1988
WOLFE, Larry, 3b	1977-78
WOODS, Al, of	1986
WOODSON, Dick, p	1969-70, 72-74
WORTLEY, Vance, p	2013
WORTHINGTON, Al, p	1964-69
WYNEGAR, Butch, c	1976-82

Y	
YETT, Richard, p	1985, 90
YOUNG, Delmon, of	2008-11

Z	
ZAHN, Geoff, p	1977-80
ZEPP, Bill, p	1969-70
*ZIMMERMAN, Jerry, c	1962-68

(\* = deceased.)

809 players (415 pitchers, 394 position players)



# TWINS UNIFORM NUMBERS – 1961–2017

## 0

Junior Ortiz, 1990-91

## 1

Reno Bertoia, 1961  
Billy Martin, 1961  
Bernie Allen, 1963-64  
Billy Martin, 1965-68 (Coach)  
Billy Martin, 1969 (Manager)  
Eric Soderholm, 1971-73  
Rich Reese, 1973  
Sergio Ferrer, 1974-75  
Jerry Terrell, 1975-77  
Larry Wolfe, 1978  
Jesus Vega, 1980  
Tim Corcoran, 1981  
Ray Smith, 1982  
Houston Jiménez, 1983  
Alvaro Espinoza, 1984-86  
John Moses, 1988-90  
Jarvis Brown, 1991-92  
Alex Cole, 1994-95  
Otis Nixon, 1998  
Jay Canizaro, 2000, 02  
Jason Kubel, 2004  
Luis Castillo, 2006-07  
Orlando Hudson, 2010  
Tsuyoshi Nishioka, 2011-12  
Alex Presley, 2013  
Sam Fuld, 2014  
Jordan Schafer, 2014-15

## 2

Zoilo Versalles, 1961-67  
Frank Kostró, 1968-69  
Graig Nettles, 1969  
Frank Crosetti, 1970-71 (Coach)  
Bobby Darwin, 1972-75  
John Briggs, 1975  
Craig Kusick, 1975  
Steve Braun, 1976  
Randy Bass, 1977  
John Castino, 1979-84  
Chris Pittaro, 1986-87  
Wally Backman, 1989  
Nelson Liriano, 1990  
Donnie Hill, 1992  
Pat Meares, 1993-98  
Luis Rivas, 2000-05  
Denard Span, 2008-12  
Brian Dozier, 2013-17

## 3

Harmon Killebrew, 1961-74  
\*Number retired in honor of Killebrew in 1975\*

## 4

Bob Allison, 1961-70  
Steve Braun, 1971-75  
Gene Mauch, 1976-80 (Manager)  
Mark Funderburk, 1981  
Jim Eisenreich, 1982-84  
Chris Speier, 1984  
Steve Lombardozzi, 1985-88  
Orlando Mercado, 1989  
Chip Hale, 1990-95  
Paul Molitor, 1996-98  
Paul Molitor, 2000-01, 03 (Coach)  
Aogie Ojeda, 2004  
Paul Molitor, 2014-17 (Coach/Manager)

## 5

José Valdivieso, 1961  
Don Mincher, 1962-66  
Russ Nixon, 1967  
Bob Oldis, 1968 (Coach)  
Leo Cardenas, 1969-70

Danny Thompson, 1970-76  
Roy Smalley, 1976-82, 85-87  
Ray Smith, 1983  
Houston Jiménez, 1984  
Jim Dwyer, 1988-90  
Pedro Muñoz, 1990-95  
Pat Mahomes, 1996  
Roberto Kelly, 1996-97  
Brent Gates, 1998-99  
Michael Cuddyer, 2001-11  
Eduardo Escobar, 2012-17

## 6

Billy Consolo, 1961  
Ted Lepcio, 1961  
Jim Snyder, 1962  
Vic Wertz, 1963  
Tony Oliva, 1964-75  
Tony Oliva, 1976 (Player-Coach)  
Tony Oliva, 1977-78, 85-91 (Coach)  
\*Number retired in honor of Oliva in 1991\*

## 7

Lenny Green, 1961-64  
Jimmie Hall, 1964-66  
Frank Quilici, 1967-70  
Paul Ray Powell, 1971  
Jim Nettles, 1971-72  
Jerry Terrell, 1973-74  
Danny Walton, 1975  
Dave McKay, 1975-76  
Rob Wilfong, 1977-82  
Larry Milbourne, 1982  
Boomer Wells, 1982  
Scott Ulger, 1983  
Dave Meier, 1984-85  
Greg Gagne, 1987-92  
Denny Hocking, 1993-2003  
Joe Mauer, 2004-17

## 8

Hal Naragon, 1961  
Johnny Goryl, 1963-64  
Bernie Allen, 1965  
Andy Kosco, 1965-66  
Ron Clark, 1967-69  
Paul Ratliff, 1970-71  
Phil Roof, 1971-76  
Glenn Adams, 1977-81  
Gary Gaetti, 1982-90  
David McCarty, 1993-95  
Ron Coomer, 1996-2000  
Quinton McCracken, 2001  
Javier Valentin, 2002  
Chris Gomez, 2003  
Nick Punto, 2004-10  
Jamey Carroll, 2012-13  
Kurt Suzuki, 2014-16  
Zack Granite, 2017

## 9

Billy Gardner, 1961  
Rich Rollins, 1961-68  
Charlie Manuel, 1969-72  
Larry Hisle, 1973-77  
Bombo Rivera, 1978-80  
Mickey Hatcher, 1981-86  
Gene Larkin, 1987-93  
Matt Walbeck, 1995-96  
Orlando Merced, 1998  
A. J. Pierzynski, 1998-99  
Jason Maxwell, 2000-01  
Steve Liddle, 2002-12 (Coach)  
Ryan Doumit, 2013  
Eduardo Núñez, 2014-16  
Matt Belisle, 2017

## 10

Earl Battey, 1961-67  
John Roseboro, 1968  
Rick Renick, 1968-72  
Joe Lis, 1973-74  
Pat Bourque, 1974  
Lyman Bostock, 1975-77  
Hosken Powell, 1978-81  
Bobby Mitchell, 1982-83  
Jeff Reed, 1984-86  
Tom Kelly, 1987-01 (Manager)  
\*Number retired in honor of Kelly in 2012\*

## 11

Ron Henry, 1961  
George Banks, 1962-64  
Frank Kostró, 1964-65  
Frank Quilici, 1965  
Bernie Allen, 1966  
Ted Uhlender, 1967-69  
Brant Aylce, 1970-71  
Steve Brye, 1972-76  
Terry "Bud" Bulling, 1977  
Sal Butera, 1980-82  
Rusty Kuntz, 1983  
Tim Luefel, 1983-85  
Al Woods, 1986  
Tom Nieto, 1987-88  
Greg Olson, 1989  
Chuck Knoblauch, 1991-97  
Jacque Jones, 1999-05  
Josh Rabe, 2006-07  
Jason Pridie, 2008-09  
Ben Revere, 2011-12  
Clete Thomas, 2013  
Jason Barlett, 2014  
Jorge Polanco, 2014-17

## 12

Bernie Allen, 1962-63  
Ron Henry, 1964  
Joe McCabe, 1964  
César Tovar, 1965-72  
Danny Walton, 1973  
Eric Soderholm, 1974-75  
Rich Chiles, 1977-78  
Rick Sofield, 1979-81  
Lenny Faedo, 1982-84  
Tack Wilson, 1983  
Mark Salas, 1985-87  
Brian Harper, 1988-93  
Matt Merullo, 1995  
Chip Hale, 1996  
Todd Walker, 1997-2000  
Danny Ardoin, 2000  
Tom Prince, 2001-03  
Michael Ryan, 2004-05  
Jason Tyner, 2006-07  
Adam Everett, 2008  
Alexi Casilla, 2010-12  
Chris Herrmann, 2013-15  
John Ryan Murphy, 2016

## 13

Bill Tuttle, 1961-62  
Rich Reese, 1964-65  
John Roseboro, 1968-69  
Dick Woodson, 1972-74  
Tom Lundstedt, 1975  
Mike Pagliarulo, 1991-93  
Todd Walker, 1996  
Jerry White, 1999-2012 (Coach)  
Jason Kubel, 2014  
Gene Glynn, 2015-17 (Coach)

## 14

Pedro Ramos, 1961  
Sam Mele, 1961-67 (Manager)  
Danny Monzon, 1972-73  
Glenn Borgmann, 1974-79  
Pete Mackanin, 1980-81



# TWINS UNIFORM NUMBERS – 1961–2017

Kent Hrbek, 1982-94  
\*Number retired in honor of Hrbek in 1995\*

## 15

Jack Kralick, 1961-63  
Bill Dailey, 1963-64  
Al Worthington, 1964-68  
George Mitterwald, 1969-73  
Randy Hundley, 1974  
Dan Ford, 1975-78  
Ron Jackson, 1979-81  
Tim Laudner, 1981-89  
Lenny Webster, 1991-93  
Ron Coomer, 1995  
Dave Hollins, 1996  
Darrin Jackson, 1997  
Jon Shave, 1998  
Cristian Guzmán, 1999-2004  
Brent Abernathy, 2005  
Phil Nevin, 2006  
Glen Perkins, 2008-17

## 16

Bert Cueto, 1961  
Johnny Goryl, 1962  
Joe Nosske, 1964  
Jerry Kindall, 1964-65  
Ted Uhlaender, 1966  
Frank Kostro, 1967  
Ron Perranoski, 1968-71  
Bob Gebhard, 1971-72  
Dan Fife, 1973-74  
Tom Kelly, 1975  
Eddie Bane, 1975  
Butch Wynegar, 1976-82  
Frank Viola, 1982-89  
Bob Kipper, 1992  
Derek Parks, 1992-94  
Dan Masteller, 1995  
Dan Serafini, 1996-98  
Midre Cummings, 1999-2000  
Doug Mientkiewicz, 2001-04  
Glenn Williams, 2005  
Jason Kubel, 2006-11  
Josh Willingham, 2012-14  
Doug Mientkiewicz, 2016 (Coach)  
Ehire Adrianza, 2017

## 17

Camilo Pascual, 1961-66  
Jim Merritt, 1967  
Joe Grzenda, 1969  
Leo Cardenas, 1970-71  
Dave LaRoche, 1972  
Bill Hands, 1973  
Bill Butler, 1974-75  
Pete Redfern, 1976-82  
Bryan Oelkers, 1983  
Eddie Hodge, 1984  
Dennis Burt, 1985-86  
Les Straker, 1987-88  
Rick Aguilera, 1989  
Fred Manrique, 1990  
Larry Casian, 1991  
Jeff Reboulet, 1992-96  
Greg Swindell, 1997-98  
Dustan Mohr, 2001-03  
Alex Prieto, 2004  
Juan Castro, 2005-06  
Pat Neshek, 2006-10  
Lester Oliveros, 2011-12  
Kendrys Morales, 2014  
Doug Bernier, 2013-15  
José Berríos, 2016-17

## 18

Paul Giel, 1961  
Danny McDevitt, 1961  
Dick Stigman, 1962-65

Rich Reese, 1966  
Jim Ollom, 1967  
Tom Hall, 1968  
Dick Woodson, 1969  
Bill Rigney, 1970-72 (Manager)  
Eddie Bane, 1973, 76  
Mike Pazik, 1975  
Mark Wiley, 1975  
Don Carrithers, 1977  
Greg Thayer, 1978  
Paul Hartzell, 1979  
Greg Johnston, 1980  
Ray Smith, 1981  
Terry Felton, 1982  
Ken Schrom, 1983-85  
Alejandro Sánchez, 1986  
Don Baylor, 1987  
Tom Herr, 1988  
Kelvin Torve, 1988  
Shane Rawley, 1989  
Paul Sorrento, 1991  
Darren Reed, 1992  
Eddie Guardado, 1993-2003, 08  
Jason Bartlett, 2004-07  
Matt Macri, 2008  
Luis Ayala, 2009  
Orlando Cabrera, 2009  
Jason Repko, 2010-11  
Ryan Doumit, 2012  
Bobby Cuellar, 2013-14 (Coach)  
Eddie Guardado, 2015-17 (Coach)

## 19

Jim Donohue, 1962  
Bill "Shorty" Pleis, 1962-66  
Jim Roland, 1967-68  
Al Worthington, 1969  
Herman Hill, 1970  
Sal Campisi, 1971  
Jim Strickland, 1971-73  
Tom Burgmeier, 1974-77  
Roger Erickson, 1978-82  
John Pacella, 1982  
Rick Lysander, 1983-85  
Larry Pashnick, 1984  
Roy Smith, 1986  
Randy Niemann, 1987  
Mark Portugal, 1988  
Larry Casian, 1990  
Scott Erickson, 1991-95  
Greg Hansell, 1996  
Bob Tewksbury, 1997  
Mike Lincoln, 1999-00  
Grant Balfour, 2001, 03-04  
Mike Trombley, 2002  
Mike Smith, 2006  
Sidney Ponson, 2007  
Howie Clark, 2008  
Justin Huber, 2009  
Danny Valencia, 2010-11  
Darin Mastroianni, 2012-14  
Kennys Vargas, 2014-17

## 20

Don Lee, 1961-62  
Frank Sullivan, 1962-63  
Lee Stange, 1963-64  
Bill Bethea, 1964  
John Sewcik, 1965  
Russ Nixon, 1966-67  
Rich Reese, 1967-72  
Ken Sanders, 1973  
Vic Albury, 1973-76  
Gary Serum, 1977-79  
Bob Veselic, 1980  
Dave Engle, 1981-85  
Billy Beane, 1986-87  
Mike Mason, 1988  
John Christensen, 1988  
Vic Rodriguez, 1989  
Jack Savage, 1990  
Pat Mahomes, 1992-96

Travis Miller, 1997-2002  
José Rodríguez, 2002  
Lew Ford, 2003-07  
Matt Tolbert, 2008-11  
Brian Dozier, 2012  
Josh Roenicke, 2013  
Chris Colabello, 2014  
Eddie Rosario, 2015-17

## 21

Ray Moore, 1961-63  
Garland "Duck" Shifflett, 1964  
Bill Fischer, 1964  
Gary Dotter, 1964  
Bernie Allen, 1966  
Walter Bond, 1967  
Hank Izkierdo, 1967  
Bob Miller, 1968  
Tom Hall, 1969-71  
Wayne Granger, 1972  
Joe Decker, 1973-76  
Tom Johnson, 1976-78  
Jeff Holly, 1979  
Terry Felton, 1979  
Lenny Faedo, 1980-81  
Greg Johnston, 1981  
Jesus Vega, 1982  
Jim Lewis, 1983  
Keith Comstock, 1984  
Andre David, 1984, 86  
George Frazier, 1987  
Doug Baker, 1988-90  
Mike Trombley, 1992-99  
Eric Milton, 2000-03  
Henry Blanco, 2004  
Bret Boone, 2005  
Jason Tyner, 2005  
Ruben Sierra, 2006  
Matt Garza, 2006-07  
Delmon Young, 2008-11  
Jason Marquis, 2012  
Samuel Deduno, 2012-14  
Shane Robinson, 2015  
Darin Mastroianni, 2016  
Jason Castro, 2017

## 22

Dan Dobbek, 1961  
Jerry Zimmerman, 1962-68  
Jerry Zimmerman, 1967 (Player-Coach)  
Tom Tischinski, 1969-71  
Tom Norton, 1972  
Craig Kucick, 1974-79  
John Briggs, 1975  
John Verhoeven, 1980-81  
Randy Johnson, 1982  
Len Whitehouse, 1983-85  
Keith Atherton, 1986-88  
Carmelo Castillo, 1989-91  
Bill Krueger, 1992  
George Tsamis, 1993  
Carlos Pulido, 1994  
Brad Radke, 1996-2006  
Carlos Gómez, 2008-09  
Danny Valencia, 2012  
Matt Carson, 2012  
Wilkin Ramirez, 2013  
Tim Stauffer, 2015  
Miguel Sanó, 2015-17

## 23

Jim Lemon, 1961-63  
Dave Boswell, 1965-70  
Ray Corbin, 1971-75  
Steve Luebber, 1976  
Paul Thormodsgard, 1977-79  
Doug Corbett, 1980-82  
Pete Filson, 1982-86  
Roy Lee Jackson, 1986  
Roy Smith, 1987-90  
Willie Banks, 1991-93



# TWINS UNIFORM NUMBERS – 1961–2017

Matt Walbeck, 1994  
Greg Harris, 1995  
Tom Quinlan, 1996  
Todd Ritchie, 1997  
Benj Sampson, 1999  
Bobby Kielty, 2001-03  
Shannon Stewart, 2003-06  
Matthew LeCroy, 2007  
Brendan Harris, 2008-10  
Rene Tosoni, 2011  
Chris Herrmann, 2012  
Tom Brunansky, 2013-16 (Coach)  
Nick Tebesch, 2017  
Niko Goodrum, 2017

## 24

Pete Whisenant, 1961  
Ed Palmquist, 1961  
Paul Ratliff, 1963  
Joe Nossek, 1965-66  
Ron Clark, 1966  
Andy Kosco, 1967  
Jackie Hernández, 1967-68  
Darrell Brandon, 1969  
Steve Barber, 1970-71  
Pete Hamm, 1971  
George Thomas, 1971  
Glenn Borgmann, 1972  
Bill Campbell, 1973-76  
Willie Norwood, 1977-80  
Chuck Baker, 1981  
Tom Brunansky, 1982-88  
Shane Mack, 1990-94  
Kevin Maas, 1995  
Riccardo Ingram, 1995  
Greg Myers, 1996-97  
Travis Baptist, 1998  
Matthew LeCroy, 2000-05  
Rondell White, 2006-07  
Mike Lamb, 2008  
Joe Crede, 2009  
Trevor Plouffe, 2010-16  
Jaime Garcia, 2017

## 25

Lamar Jacobs, 1961  
Jim Roland, 1964  
John Sevcik, 1965  
Dwight Siebler, 1965-67  
Pat Kelly, 1967-68  
Bruce Look, 1968  
Bill Zepp, 1969-70  
Rick Dempsey, 1971-72  
Mike Adams, 1972-73  
Luis Gómez, 1974-77  
Danny Goodwin, 1979-81  
Randy Bush, 1982-93  
Rich Becker, 1993-97  
Alex Ochoa, 1998  
Doug Mientkiewicz, 1999-2000  
Joe Mays, 2001-03, 05  
Alexi Casilla, 2006-09  
Jim Thome, 2010-11  
Erik Komatsu, 2012  
Pedro Florimón, 2012-14  
Byron Buxton, 2015-17

## 26

Jay Ward, 1963  
Bud Bloomfield, 1964  
Jerry Fosnow, 1964-65  
Jim Merritt, 1965-68  
Mel Nelson, 1967  
Jim Holt, 1970-74  
Mike Poepping, 1975  
Mike Pazik, 1976  
Mike Cabbage, 1976-80  
Kent Hrbek, 1981  
Darrell Brown, 1983-84  
Frank Eufemia, 1985  
Al Newman, 1987-91

J. T. Bruett, 1992-93  
Brian Raabe, 1995-96  
Kevin Jarvis, 1997  
Javier Valentín, 1997-99  
A. J. Pierzynski, 2000-03  
Pat Borders, 2004  
Boof Bonser, 2006-09  
José G. Morales, 2010  
Brian Dinkelman, 2011  
Eric Fryer, 2014-15  
Max Kepler, 2016-17

## 27

Chuck Stobbs, 1961  
Gary Dotter, 1963  
Rubén Gómez, 1962  
Mike Forniello, 1963  
Johnny Klippstein, 1965-66  
Ron Kline, 1967  
Danny Morris, 1968-69  
Charley Walters, 1969  
Jerry Crider, 1969  
Minnie Mendoza, 1970  
Bucky Guth, 1972  
Glenn Borgmann, 1973  
Dave Johnson, 1977-78  
Mike Bacsik, 1979-80  
Al Williams, 1980  
Brad Havens, 1981-83  
Mark Brown, 1985  
Mark Davidson, 1986-88  
Lee Tunnell, 1989  
Terry Jorgensen, 1992-93  
Mike Durant, 1996  
David Ortiz, 1997-2002  
Justin Morneau, 2003-05  
Willie Eyre, 2006  
Jeff Cirillo, 2007  
Matt Macri, 2008  
J.J. Hardy, 2010  
Steve Holm, 2011  
Chris Parmelee, 2012-14  
Brandon Kintzler, 2016-17  
John Curtiss, 2017

## 28

Don Mincher, 1961  
Pedro Ramos, 1961  
Vic Power, 1962-64  
Sandy Valdespino, 1965-67  
Graig Nettles, 1968  
Bert Blyleven, 1970-76, 85-88  
Jim Shellenback, 1977  
Mac Scarce, 1978  
Mike Marshall, 1978-80  
Al Williams, 1980-84  
Chris Latham, 1998-99  
Marcus Jensen, 2000  
Jack Cressend, 2001-02  
Jesse Crain, 2004-10  
\*Number retired in honor of Blyleven in 2011\*

## 29

Julio Becquer, 1961  
Fred Lasher, 1963  
Wally Post, 1963  
Chuck Nieson, 1964  
Mel Nelson, 1965  
George Mitterwald, 1966  
Rod Carew, 1967-78  
\*Number retired in honor of Carew in 1987\*

## 30

Jimmie Hall, 1963-64  
Jay Ward, 1964  
Garry Roggenburk, 1965-66  
Jim Ollom, 1966  
Carroll Hardy, 1967

Hal Haydel, 1970-71  
Dave Goltz, 1972-79  
Fernando Arroyo, 1980-82  
Paul Boris, 1982  
Mike Walters, 1983-84  
Steve Howe, 1985  
Juan Agosto, 1986  
Jeff Bittiger, 1987  
Francisco Oliveras, 1989  
Terry Leach, 1990-91  
Gregg Olson, 1997  
Mike Morgan, 1998  
Brian Buchanan, 2000-02  
James Baldwin, 2003  
Jose Offerman, 2004  
Scott Baker, 2005-12  
Kevin Correia, 2013-14  
James Beresford, 2016

## 31

Bill Dailey, 1963  
Jim Perry, 1963-72  
Jim Hughes, 1974-77  
Darrell Jackson, 1978-82  
Ken Brett, 1979  
Mike Hart, 1984  
Greg Gagne, 1984-86  
Dan Schatzeder, 1987  
Fred Tolliver, 1988-89  
Scott Leius, 1990-95  
Dan Naulty, 1996-98  
Chad Allen, 1999-01  
Rick Reed, 2001-03  
J. D. Durbin, 2004  
Darnell McDonald, 2007  
Juan Morillo, 2009  
Alex Burnett, 2010-12  
Oswaldo Arcia, 2013-16  
Jeff Pickler, 2017 (Coach)

## 32

Elmer Valo, 1961  
Garry Roggenburk, 1963  
Jim Roland, 1966  
Dean Chance, 1967-69  
Dick Woodson, 1970  
Steve Luebber, 1971-72  
Tom Johnson, 1975  
Bobby Randall, 1976-80  
Gary Ward, 1980-83  
John Butcher, 1984-86  
Neal Heaton, 1986  
Dan Cladden, 1987-91  
Dave Winfield, 1993-94  
LaTroy Hawkins, 1995-2003  
Terry Tuffe, 2004-06  
Brian Buscher, 2007-09  
Ron Mahay, 2010  
René Rivera, 2011  
Aaron Hicks, 2013-15  
Logan Schafer, 2016  
Drew Rucinski, 2017

## 33

Joe Bonikowski, 1962  
Jackie Collum, 1962  
Rubén Gómez, 1962  
Fred Lasher, 1963  
Jim "Mudcat" Grant, 1964-67  
Luis Tiant, 1970  
Pete Hamm, 1971  
Mike Pazik, 1977  
Mike Marshall, 1978  
Dave Edwards, 1978-80  
Jack O'Connor, 1981-84  
Mike Stenhouse, 1985  
Frank Pastore, 1986  
Sal Butera, 1987  
Tom Herr, 1988  
Mike Cook, 1989  
Bernardo Brito, 1992-93, 95



# TWINS UNIFORM NUMBERS – 1961–2017

Frankie Rodriguez, 1995-98  
J. C. Romero, 1999-2005  
Justin Morneau, 2006-13  
Tommy Milone, 2015-16  
James Rowson, 2017 (Coach)

## 34

Jim Roland, 1963  
Dwight Siebler, 1964  
Ron Clark, 1966  
Ted Uhlaender, 1966  
Pete Hamm, 1970  
Jim Nettles, 1970  
Ron Schueler, 1977  
Jose M. Morales, 1978-80  
Don Cooper, 1981-82  
Kirby Puckett, 1984-95  
\*Number retired in honor of Puckett in 1997\*

## 35

Ted Sadowski, 1961  
Joe Altobelli, 1961  
Gerry Arrigo, 1963-64  
Pete Cimino, 1966  
Ron Keller, 1966  
Graig Nettles, 1967  
Stan Williams, 1970-71  
Bob Gorinski, 1977  
Gary Ward, 1979  
Mike Kinnunen, 1980  
Bob Veselic, 1981  
Jay Pettibone, 1983  
Pat Putnam, 1984  
Tom Klawitter, 1985  
Bill Latham, 1986  
John Candelaria, 1990  
Ron Gardenhire, 1991-2014 (Coach/Mgr.)  
Dillon Gee, 2017

## 36

Jim Kaat, 1961-73  
Jeff Holly, 1977-78  
Jerry Koonsman, 1979-81  
Jeff Little, 1982  
Curt Wardle, 1984-85  
Mark Portugal, 1985-87  
Joe Niekro, 1987-88  
Steve Shields, 1989  
Kevin Tapani, 1989-95  
Terry Steinbach, 1997-99  
Rick Reed, 2001  
Warren Morris, 2002  
Joe Nathan, 2004-11  
Clete Thomas, 2012  
Terry Steinbach, 2013-14 (Coach)  
Blaine Boyer, 2015  
Robbie Grossman, 2016-17

## 37

Tony Oliva, 1962-63  
Steve Brye, 1970-71  
Bill Butler, 1977  
Roric Harrison, 1978  
Dan Graham, 1979  
Jesus Vega, 1979  
Terry Felton, 1980-81  
Bobby Castillo, 1982-84  
Rich Yett, 1985  
Ray Fontenot, 1986  
Dan Schatzeder, 1988  
Paul Abbott, 1990-92  
Scott Stahoviak, 1993, 95-98  
Adam Johnson, 2001  
Kenny Rogers, 2003  
Dennys Reyes, 2006-08  
Ron Mahay, 2009  
Ben Revere, 2010  
Jim Hoey, 2011  
Sean Burroughs, 2012

Mike Pelfrey, 2013-15  
Juan Centeno, 2016  
Jeff Smith, 2017 (Coach)

## 38

Fred Bruckbauer, 1961  
Marty Martinez, 1962  
Tony Oliva, 1964  
Ron Keller, 1969  
Rick Dempsey, 1970  
Geoff Zahn, 1977-80  
Ron Washington, 1981-86  
Steve Carlton, 1987-88  
Karl Best, 1988  
Randy St. Claire, 1989  
Rick Aguilera, 1990-99  
Sean Bergman, 2000  
Casey Blake, 2000-02  
Adam Johnson, 2003  
Aaron Fultz, 2004  
Luis Rodriguez, 2005-07  
Philip Humber, 2008-09  
Luke Hughes, 2010-12  
Cole De Vries, 2012-13  
Logan Darnell, 2014-15  
Chris Gimenez, 2017

## 39

Lee Stange, 1961-63  
Jim Nettles, 1970  
Stan Perzanowski, 1978  
Brad Havens, 1981  
Gary Gaetti, 1981  
Ron Davis, 1982-86  
George Frazier, 1986  
Dwight Lowry, 1988  
Mike Dyer, 1989  
David West, 1991-92  
Steve Dunn, 1994-95  
Damian Miller, 1997  
Bob Tewksbury, 1998  
Chad Moeller, 2000  
Juan Rincón, 2001-08  
R.A. Dickey, 2009  
Anthony Slama, 2010-11  
P.J. Walters, 2012-13  
Danny Santana, 2014-17  
Adam Wilk, 2017  
Trevor Hildenberger, 2017

## 40

Ed Palmquist, 1961  
Bill "Shorty" Pleis, 1961  
Cotton Nash, 1970  
Joe Nossek, 1976 (Coach)  
Sam Perlozzo, 1977  
John Sutton, 1978  
Kevin Stanfield, 1979  
Jack Hobbs, 1981  
Juan Berenguer, 1987-90  
Steve Bedrosian, 1991  
Marty Cordova, 1995-99  
John Barnes, 2000-01  
Rick Anderson, 2002-14 (Coach)  
Butch Davis, 2015-16 (Coach)  
Jeff Smith, 2017 (Coach)  
Bartolo Colon, 2017

## 41

Gary Dotter, 1961  
John Sevcik, 1965  
Mike Pazik, 1975  
Eddie Lyons, 1976 (Coach)  
Karl Kuehl, 1977-82 (Coach)  
Tom Kelly, 1983-86 (Coach)  
Tom Kelly, 1986 (Manager)  
Jeff Reardon, 1987-89  
Richard Garces, 1990, 93  
Rich Yett, 1990  
Dave Stevens, 1994-97

Eric Milton, 1998-99  
Michael Restovich, 2002-04  
Chris Heintz, 2005-07  
Bobby Korecky, 2008  
Drew Butera, 2010-13  
Scott Ullger, 2014 (Coach)  
Neil Allen, 2015-17 (Coach)

## 42

Gerry Arrigo, 1961  
Jim Manning, 1962  
Buzz Stephen, 1968  
Ralph Rowe, 1972-75 (Coach)  
Don McMahon, 1976-77 (Coach)  
Camilo Pascual, 1978-80 (Coach)  
Billy Gardner, 1981-85 (Coach/Mgr.)  
Dick Such, 1985-97 (Coach)  
Butch Huskey, 2000  
Mike Jackson, 2002  
\*Number retired throughout baseball in honor of Jackie Robinson in 1997\*

## 43

Al Schroll, 1961  
Don Williams, 1963  
Cal Ermer, 1967-68 (Manager)  
Art Fowler, 1969 (Coach)  
Frank Quilici, 1971-75 (Coach/Mgr.)  
Jerry Zimmerman, 1976-80 (Coach)  
Rick Stelmazsek, 1981-2012 (Coach)  
Josmil Pinto, 2013-14  
Mitch Garver, 2017

## 44

Jim Roland, 1962, 64  
Vern Morgan, 1969-75 (Coach)  
Ken Landreaux, 1979-80  
Mickey Hatcher, 1981  
Jim Lemon, 1981-84 (Coach)  
Ray Miller, 1985-86 (Manager)  
Rick Renick, 1987-90 (Coach)  
Chili Davis, 1991-92  
Jim Deshaies, 1993-94  
Jerald Clark, 1995  
Dick Such, 1997-2001 (Coach)  
David Lamb, 2002  
Rob Bowen, 2003-04  
Ramón Ortiz, 2007  
Ryan Jorgenson, 2008  
Bobby Keppel, 2009  
Randy Flores, 2010  
Chuck James, 2011  
Matt Maloney, 2012  
Kyle Gibson, 2013-17

## 45

Ted Sadowski, 1962  
Jim Holt, 1968  
Johnny Goryl, 1969, 79-80 (Coach)  
Bob Rodgers, 1970-74 (Coach)  
Lee Stange, 1975 (Coach)  
Johnny Goryl, 1979-81 (Coach/Mgr.)  
Jim Shellenback, 1983 (Coach)  
Wayne Terwilliger, 1986-94  
Terry Mulholland, 2004-05  
Scott Ullger, 1995-2004, 06-13 (Coach)  
Phil Hughes, 2014-17

## 46

Gerry Arrigo, 1962  
George Case, 1968 (Coach)  
Charlie Silvera, 1969 (Coach)  
Marv Grissom, 1970-71 (Coach)  
Al Worthington, 1972-73 (Coach)  
Johnny Podres, 1981-85 (Coach)  
Joe Klink, 1987  
Germán González, 1988-89  
Scott Erickson, 1990  
Terry Crowley, 1991-98 (Coach)  
Bob Wells, 1999-2002  
Alex Prieto, 2003



# TWINS UNIFORM NUMBERS – 1961–2017

Terry Mulholland, 2004  
Scott Uliger, 2004-05 (Coach)  
Joe Vavra, 2006-17 (Coach)

## 47

Georges Maranda, 1962  
Sandy Valdespino, 1965  
Early Wynn, 1967-69 (Coach)  
Sherry Robertson, 1970 (Coach)  
Gary Wayne, 1989-90, 92  
Jack Morris, 1991  
Bret Merriman, 1993-94  
Rich Robertson, 1995-97  
Corey Koskie, 1998-2004  
Francisco Liriano, 2005-12  
Ricky Nolasco, 2014-16  
Craig Breslow, 2017  
Dietrich Enns, 2017

## 48

Joe McCabe, 1964  
Johnny Goryl, 1968 (Coach)  
Eric Soderholm, 1971  
Bill Singer, 1976  
Mike Smithson, 1984-87  
Jim Winn, 1988  
Jerry White, 1989, 95 (Coach)  
Gary Wayne, 1991  
Larry Casian, 1992-94  
Carl Pavano, 2009-12  
Lester Oliveros, 2014  
Torii Hunter, 1997-07, 15

## 49

Bud Bloomfield, 1964  
Bob Miller, 1968-69  
Bill Hands, 1974  
Allan Anderson, 1986-91  
Luis Quiñones, 1992  
Mike Hartley, 1993  
Dan Perkins, 1999  
Kyle Lohse, 2001-06  
Jason Miller, 2007  
Craig Breslow, 2008-09  
Jeff Manship, 2009-12  
Vance Worley, 2013  
Tommy Milone, 2014  
Johan Jepsen, 2015-16  
Adalberto Mejia, 2016-17

## 50

David West, 1989-90  
Matt Lawton, 1995-2001  
Kevin Frederick, 2002  
Jesse Orosco, 2003  
Joe Beimel, 2004  
Garrett Jones, 2007  
Jose Mirjares, 2008-11  
Casey Fien, 2012-16  
Neil Ramirez, 2016  
Jason Wheeler, 2017  
Chris Heston, 2017  
Aaron Slegers, 2017

## 51

Cookie Lavagetto, 1961 (Manager)  
George Strickland, 1962 (Coach)  
Hal Naragon, 1963-66 (Coach)  
Dave Engle, 1981  
Greg Booker, 1989  
Carl Willis, 1991-95  
Scott Watkins, 1995  
Mike Milchin, 1996  
Brent Brede, 1996-97  
Doug Mientkiewicz, 1998  
Rob Radlosky, 1999  
Matt Kinney, 2000, 02  
Carlos Pulido, 2003-04

Corky Miller, 2005  
Julio DePaula, 2007  
Brian Fuentes, 2010  
Anthony Swarzak, 2009, 11-14  
Alex Meyer, 2015-16  
Alex Wimmers, 2016-17

## 52

Ed Lopat, 1961 (Coach)  
Ed FitzGerald, 1962-64 (Coach)  
Jim Lemon, 1965-67 (Coach)  
Lenny Webster, 1989-90  
Mauro Gozzo, 1992  
Derek Lee, 1993  
Kevin Campbell, 1994-95  
Scott Klinglebeck, 1995-96  
Shane Bowers, 1997  
Danny Mota, 2000  
Tony Fiore, 2001-03  
Carlos Silva, 2004-07  
Brian Duensing, 2009-15  
Byung Ho Park, 2016

## 53

Floyd Baker, 1961-64 (Coach)  
Johnny Sain, 1965-66 (Coach)  
Charlie Lea, 1989  
Mark Guthrie, 1989-95  
Benj Sampson, 1998  
Joe Mays, 1999-2000  
Mike Duvall, 2001-02  
Nick Blackburn, 2007-12  
Gene Glynn, 2013 (Coach)  
Kris Johnson, 2014  
Pat Light, 2016  
Hector Santiago, 2017

## 54

Sam Mele, 1961 (Coach)  
Gordon Maltzberger, 1962-64 (Coach)  
Tim Drummond, 1989-90  
Keith Garagozzo, 1994  
Mo Sanford, 1995  
Jason Ryan, 1999-2000  
Mike Ryan, 2002-03  
Phil Dumatrait, 2011  
Eric Fryer, 2013  
Matt Guerrier, 2004-10, 14  
Ervin Santana, 2015-17

## 55

Clyde McCullough, 1961 (Coach)  
Danny Thompson, 1970  
Paul Sorrento, 1989-90  
Oscar Muñoz, 1995  
Mark Redman, 1999-2001  
Mike Fetters, 2003  
Mike Redmond, 2005-09  
Clay Condrey, 2010  
Matt Capps, 2010-12  
Chris Colabello, 2013  
Neal Cotts, 2015  
Taylor Rogers, 2016-17

## 56

Terry Jorgensen, 1989  
José Parra, 1995-96  
Cleatus Davidson, 1999  
Brad Thomas, 2001, 03-04  
Travis Bowyer, 2005  
Carmen Cali, 2007  
Randy Ryu, 2008  
Rob Delaney, 2010  
Dusty Hughes, 2011  
Caleb Thielbar, 2013-15  
Tyler Duffey, 2015-17

## 57

Tippy Martinez, 1988  
John Smiley, 1992  
Greg Brummett, 1993  
Vince Horsman, 1995  
Scott Aldred, 1996-97  
Gary Rath, 1999  
Johan Santana, 2000-07  
Elye Waldrop, 2011-12  
Ryan Pressly, 2013-17

## 58

Bill Whitby, 1964  
Chip Hale, 1989  
Denny Neagle, 1991  
Erik Schullstrom, 1994-95  
Héctor Carrasco, 1998-2001  
Todd Sears, 2002-03  
Seth Greisinger, 2004  
José G. Morales, 2007, 09  
Clay Condrey, 2010  
Scott Diamond, 2011-13  
A.J. Achter, 2014-15  
Fernando Abad, 2016  
Andrew Albers, 2016  
Justin Haley, 2017  
Tim Melville, 2017  
Gabriel Moya, 2017

## 59

Tom Edens, 1991-92  
Mike Maksudian, 1993  
Brad Radke, 1995  
Erik Bennett, 1996  
Travis Miller, 1996  
Chris Latham, 1997  
Jack Cressend, 2000-01  
Todd Jones, 2001  
Micheal Nakamura, 2003  
Dave Gassner, 2005  
Kevin Slowey, 2007-11  
Esmerling Vásquez, 2012  
Michael Tonkin, 2013-17

## 60

Glen Perkins, 2006-07  
Brian Bass, 2008  
Sean Henn, 2009  
Jon Rauch, 2009-10  
Jeff Gray, 2012  
Pedro Hernández, 2013  
J.T. Chargois, 2016

## 61

Tommy Watkins, 2007  
Líván Hernández, 2008  
Kevin Mulvey, 2009  
Matt Fox, 2010  
Eric Hacker, 2011  
Jared Burton, 2012-14  
Ryan O'Rourke, 2015-16

## 62

Al Newman, 2002-05 (Coach)  
Joel Lepele, 2006 (Coach)  
Liam Hendriks, 2011-13  
J.R. Graham, 2015-16  
Buddy Boshers, 2016-17

## 63

Armando Gabino, 2009  
Joe Benson, 2011  
Andrew Albers, 2013  
Yohan Pino, 2014  
Rudy Hernández, 2015-17 (Coach)

## 64

Bill Springman, 2000 (Coach)  
Eric Rasmussen, 2009 (Coach)  
Chris Parmelee, 2011  
Tyler Robertson, 2013  
Shairon Martis, 2013  
Aaron Thompson, 2014-15  
Pat Dean, 2016  
Randy Rosario, 2017

## 65

Nelson Prada, 2011 (Coach)  
Trevor May, 2014-16

## 66

Steve Liddle, 1999 (Coach)  
Jake Mauer, 2015 (Coach)  
Hector Santiago, 2016  
Nik Turley, 2017

## 67

Rick Knapp, 1999, 2006 (Coach)  
Luis Perdomo, 2012  
Gene Glynn, 2014 (Coach)  
Max Kepler, 2015  
Alan Busenitz, 2017

## 68

Phil Roof, 2000, 11 (Coach)  
Tom Nieto, 2009 (Coach)  
Tim Doherty, 2014 (Coach)  
Sam Perlozzo, 2017 (Coach)

## 69

Stan Cliburn, 2007 (Coach)

## 70

Stu Cliburn, 2005 (Coach)

## 71

Joe Roa, 2004

## 72

Pat Neshek, 2006

## 76

Felix Jorge, 2017

## 77

Tony Batista, 2006

## 78

Bobby Cuellar, 2003-04 (Coach)

## 81

Riccardo Ingram, 2008 (Coach)

## 89

Gene Glynn, 2012 (Coach)

## 92

Rick Eckstein, 2017 (Coach)



# TWINS TRADES – 1961-2017

NO.	DATE	CLUB	RECEIVED	POS.	TRADED	POS.
1	6-1-61	Kansas City	Bill Tuttle	of	Reno Bertoia Paul Giel	3b p
2	6-1-61	Milwaukee	Billy Martin	2b	Billy Consolo	ss
3	6-14-61	New York-AL	Danny McDevitt	p	Billy Gardner	2b
4	1-30-62	Cincinnati	Jerry Zimmerman	c	Dan Dobbek	of
5	4-2-62	Cleveland	Vic Power Dick Stigman	1b p	Pedro Ramos	p
6	5-29-62	Los Angeles-AL	Jim Donohue	p	Don Lee	p
7	8-20-62	Cleveland	Rubén Gómez	p	Jackie Collum Georges Maranda	p p
8	5-2-63	Cleveland	Jim Perry	p	Jack Kralick	of
9	6-11-64	Los Angeles-AL	Frank Kostro	of	Lenny Green Vic Power	of 1b
10	6-15-64	Cleveland	Jim Grant	p	George Banks Lee Stange	3b p
11	10-15-64	Washington	Ken Retzer	c	Joe McCabe	c
12	12-4-64	Cincinnati	César Iovar	of	Gerry Arrigo	p
13	4-6-66	Boston	Russ Nixon Chuck Schilling	c 2b	Jose Calero Dick Stigman	1b p
14	12-2-66	California	Dean Chance Jackie Hernandez	p ss	Pete Cimino Jimmie Hall	p of
15	12-3-66	Washington	Ron Kline	p	Don Mincher Bernie Allen Camilo Pascual	1b 2b p
16	11-28-67	Los Angeles-NL	Bob Miller Ron Perranoski John Roseboro	p p c	Jim Grant Zoilo Versalles	p ss
17	12-2-67	Pittsburgh	Bob Oliver	1b	Ron Kline	p
18	11-21-68	Cincinnati	Leo Cardenas	ss	Jim Merritt	p
19	7-4-69	Chicago-AL	Cotton Nash	1b	Jerry Crider	p
20	7-8-69	Seattle	Darrell Brandon	p	Ron Clark	3b
21	12-12-69	Cleveland	Luis Tiant Stan Williams	p p	Dean Chance Bob Miller Graig Nettles Ted Uhlaender	p p 3b of
22	3-21-70	Washington	Brant Aleya	of	Joe Grzenda Charley Walters	p p
23	10-20-70	St. Louis	Sal Campisi Jim Kennedy	p ss	Herman Hill Bob Wissler	of of
24	3-29-71	Detroit	Mike Adams Art Clifford	of p	Bill Zepp	p
25	7-8-71	Milwaukee	Phil Roof	c	Paul Rattliff	p
26	9-1-71	St. Louis	Dan Ford Fred Rico	p of	Stan Williams	c
27	10-22-71	Los Angeles-NL	Bob Darwin	of	Paul Powell	of
28	11-30-71	California	Dave LaRoche	p	Leo Cardenas	ss
29	12-3-71	Cincinnati	Wayne Granger	p	Tom Hall	p
30	4-7-72	Cincinnati	Greg Garrett	p	Pete Hamm	p
31	10-31-72	New York-AL	Dan Walton	of	Rick Dempsey	c
32	11-29-72	St. Louis	John Cumberland Larry Hise	p of	Wayne Granger	p
33	11-30-72	Philadelphia	Joe Lis Ken Reynolds Ken Sanders	1b p p	César Iovar	of
34	11-30-72	Chicago-NL	Joe Decker Bill Hands Bob Maneely	p p p	Dave LaRoche	p
35	3-27-73	Detroit	Danny Fife	p	Jim Perry	p
36	3-28-73	Milwaukee	Mike Ferraro	3b	Ken Reynolds	p
37	10-27-73	Kansas City	Tom Burgmeier	p	Ken Gill	p
38	10-27-73	Los Angeles-NL	Jim Fairey	of	Charlie Manuel	c
39	12-6-73	Chicago-NL	Randy Hundley	c	George Mitterwald	of
40	5-4-74	New York-AL	Mike Pazik	p	Dick Woodson	p
41	8-19-74	Oakland	Pat Bourque	1b	Jim Holt	1b
42	10-23-74	Oakland	Dan Ford Dennis Myers	of p	Pat Bourque	1b
43	6-14-75	Milwaukee	John Briggs	of	Bob Darwin	of
44	10-24-75	Philadelphia	Larry Cox	c	Sergio Ferrer	ss
45	12-23-75	Los Angeles-NL	Bob Randall	2b	Danny Walton	of
46	6-1-76	Texas	Mike Cubbage Jim Gideon Bill Singer Roy Smalley	3b p p ss	Bert Blyleven Danny Thompson	p ss
47	12-4-78	California	Danny Goodwin Ron Jackson	c 1b	Dan Ford	of
48	12-8-78	New York-NL	Jerry Koonsman	p	Greg Field Jesse Orosco	p p



# TWINS TRADES – 1961–2017

NO.	DATE	CLUB	RECEIVED	POS.	TRADED	POS.
49	2-3-79	California	Dave Engle Paul Hartzell Brad Havens Ken Landreaux	c p p of	Rod Carew	1b
50	2-12-79	Boston	Dave Coleman	of	Larry Wolfe	3b
51	4-2-79	Chicago-AL	John Verhoeven	p	John Sutton	p
52	12-6-79	Philadelphia	Pete Mackanin	2b	Paul Thormodsgard	p
53	12-6-79	Baltimore	Tom Chism	1b	Dan Graham	3b
54	12-8-80	San Diego	Chuck Baker	ss	Dave Edwards	of
55	12-12-80	Seattle	Byron McLaughlin	p	Willie Norwood	of
56	3-30-81	Los Angeles-NL	Mickey Hatcher Matt Reeves Kelly Snider	of p 1b	Ken Landreaux	of
57	8-22-81	Detroit	Tim Corcoran	1b	Ron Jackson	1b
58	8-30-81	Chicago-AL	Randy Johnson Ivan Mesa Kevin Flannery	of ss p	Jerry Koosman	p
59	12-28-81	Toronto	Boomer Wells	1b	Hosken Powell	of
60	1-7-82	Los Angeles-NL	Bobby Castillo Bobby Mitchell	p of	Scotti Madison Paul Voigt	c p
61	4-10-82	New York-AL	Paul Boris Ron Davis Greg Gagne	p p ss	Gary Serum Roy Smalley	p ss
62	5-11-82	California	Tom Brunansky Mike Walters	of p	Doug Corbett Rob Wilfong	p 2b
63	5-12-82	New York-AL	Pete Filson Larry Milbourne John Pacella	p 2b p	Roger Erickson Butch Wynegar	p c
64	7-2-82	Cleveland	Larry Littleton	of	Larry Milbourne	2b
65	11-1-82	Texas	Len Whitehouse	p	John Pacella	p
66	12-10-82	Toronto	Dave Baker	3b	Don Cooper	p
67	1-7-83	Houston	Rick Lysander	p	Bob Veselic	p
68	3-25-83	Detroit	Stine Poole	c	Sal Butera	c
69	3-28-83	Los Angeles-NL	Tack Wilson	of	Ivan Mesa	ss
70	6-21-83	Chicago-AL	Rusty Kuntz	of	Mike Sodders	3b
71	12-5-83	Detroit	Larry Pashnick	p	Rusty Kuntz	of
72	12-7-83	Texas	John Butcher Mike Smithson Sam Sorce	p p c	Gary Ward	of
73	8-19-84	St. Louis	Chris Speier	ss	Jay Pettibone	p
74	8-29-84	Seattle	Pat Putnam	1b	Carson Carroll	2b
75	12-7-84	San Diego	Floyd Chiffer	p	Ray Smith	c
76	1-9-85	Montreal	Mike Stenhouse	of	Jack O'Connor	p
77	2-19-85	Chicago-AL	Roy Smalley	ss	Randy Johnson Ron Scheer	1b of
78	3-27-85	Baltimore	Mark Brown	p	Brad Havens	p
79	8-1-85	Cleveland	Bert Blyleven	p	Jay Bell Curt Wardle Jim Weaver Richard Yett	ss p of p
80	12-12-85	Boston	Charlie Mitchell	p	Mike Stenhouse	of
81	1-7-86	Cleveland	Ramon Romero Roy Smith	p p	Bryan Oelkers Ken Schrom	p p
82	1-16-86	Detroit	Chris Pittaro Alex Sanchez	2b of	Dave Engle	c
83	1-16-86	New York-NL	Billy Beane Joe Klink Bill Latham	of p p	Pat Crosby Tim Teufel	of 2b
84	4-30-86	Chicago-AL	Juan Agosto Kurt Walker	p p	Pete Filson	p
85	5-20-86	Oakland	Keith Atherton	p	Eric Broersma	p
86	6-20-86	Cleveland	Neal Heaton Kevin Trudeau	p p	John Butcher	p
87	8-13-86	Chicago-NL	Ray Fontenot George Frazier Julius McDougal	p p ss	Dewayne Coleman Ron Davis	p p
88	2-3-87	Montreal	Tom Nieto Jeff Reardon	ss p	Al Cardwood Neal Heaton Yorkis Perez Jeff Reed	p p p c
89	2-20-87	Montreal	Al Newman	2b	Mike Shade	p
90	3-31-87	San Francisco	David Blakley Dan Gladden	p of	Jose Dominguez Bryan Hickerson Ray Velasquez	p p p
91	6-6-87	New York-AL	Joe Nickro	p	Mark Salas	c
92	6-23-87	Philadelphia	Dan Schatzeder	p	Danny Clay Tom Schwarz	p 3b
93	7-31-87	Cleveland	Steve Carlton	p	Jeff Perry	p



# TWINS TRADES – 1961-2017

NO.	DATE	CLUB	RECEIVED	POS.	TRADED	POS.
94	8-31-87	Boston	Don Baylor	of	Enrique Rios	p
95	2-5-88	Philadelphia	Fred Toliver	p	Chris Calvert	c
96	2-24-88	Detroit	Doug Baker	ss	Julius McDougal	ss
97	3-24-88	Detroit	Balvino Galvez	p	Billy Beane	of
98	4-22-88	St. Louis	Tom Herr	2b	Tom Brunansky	of
99	8-28-88	Baltimore	Jim Dwyer	of	Doug Kline	of
100	10-24-88	Philadelphia	Shane Rawley	p	Eric Bullock	p
					Tom Herr	2b
					Tom Nieto	c
101	11-3-88	California	Mike Cook	p	Bert Blyleven	p
			Paul Sorrento	1b	Kevin Trudeau	p
			Rob Wassenaar	p		
102	12-4-88	Houston	Todd McClure	p	Mark Portugal	p
103	12-7-88	New York-NL	Wally Backman	2b	Jeff Bumgarner	p
			Mike Santiago	p	Steve Gasser	p
					Toby Nivens	p
104	3-20-89	New York-AL	Steve Shields	p	Balvino Galvez	p
105	3-21-89	Houston	Ramon Cedeno	of	Steve Lombardozzi	2b
			Mica Lewis	2b		
106	3-26-89	Cleveland	Carmelo Castillo	of	Keith Atherton	p
107	6-29-89	San Diego	Greg Booker	p	Fred Toliver	p
108	7-31-89	New York-NL	Rick Aguilera	p	Loy McBride	of
			Tim Drummond	p	Frank Viola	p
			Jack Savage	p		
			Kevin Tapani	p		
			David West	p		
109	8-28-89	Montreal	Alonzo Powell	of	Jim Dwyer	of
110	1-12-90	Montreal	Jim Dwyer	of	Jim Davins	p
111	4-4-90	Pittsburgh	Orlando Lind	p	Mike Pomeranz	p
			Junior Ortiz	c		
112	4-12-90	Texas	Fred Manrique	2b	Jeff Satzinger	p
113	5-30-90	San Francisco	Ed Gustafson	p	Francisco Oliveras	p
114	7-27-90	Toronto	Nelson Liriano	2b	John Candelaria	p
			Pedro Muñoz	of		
115	12-5-90	San Francisco	Steve Bedrosian	p	Johnny Ard	p
					Jimmy Williams	p
116	3-17-92	Pittsburgh	John Smiley	p	Midre Cummings	of
					Denny Neagle	p
117	3-28-92	Cleveland	Curt Leskanic	p	Paul Sorrento	1b
			Oscar Muñoz	p		
118	8-31-92	Montreal	Darren Reed	of	Bill Krueger	p
119	11-18-92	New York-NL	Pat Howell	of	Darren Reed	of
120	12-5-92	Philadelphia	Mike Hartley	p	David West	p
121	3-26-93	Colorado	Brett Merriman	p	Rob Wassenaar	p
					Gary Wayne	p
122	8-15-93	Baltimore	Erik Schullstrom	p	Mike Pagliarulo	3b
123	8-28-93	San Francisco	Greg Brummett	p	Jim Deshaies	p
			Andres Duncan	if		
			Aaron Fultz	p		
124	11-24-93	Chicago-NL	Dave Stevens	p	Willie Banks	p
			Matt Walbeck	c		
125	3-14-94	Montreal	Cash		Lenny Webster	c
126	8-31-94	Cleveland	Cash		Dave Winfield	dh
127	6-8-95	Cincinnati	John Courtright	p	Dave McCarty	1b
128	7-6-95	Boston	J.J. Johnson	of	Rick Aguilera	p
			Frank Rodriguez	p		
129	7-7-95	Baltimore	Kimera Bartee	of	Scott Erickson	p
			Scott Klingenberg	p		
130	7-31-95	Los Angeles-NL	Ron Coomer	3b	Mark Guthrie	p
			Greg Hansell	p	Kevin Tapani	p
			Chris Latham	of		
			José Parra	p		
131	8-26-96	Boston	Brian Looney	p	Pat Mahomes	p
132	8-29-96	Seattle	David Ortiz	1b	Dave Hollins	3b
133	4-8-97	Cincinnati	Cash		Scott Klingenberg	p
134	8-14-97	Atlanta	Mark Lewis	of	Greg Colbrunn	1b
135	8-21-97	Seattle	Joe Mays	p	Roberto Kelly	of
			Jeromy Palki	p		
136	8-30-97	Milwaukee	Michael Fieldbinder	p	Darrin Jackson	of
137	9-5-97	Atlanta	Steve Hacker	1b	Greg Myers	c
138	12-12-97	New York-NL	Alex Ochoa	of	Rich Becker	of
139	2-6-98	New York-AL	Brian Buchanan	of	Chuck Knoblauch	2b
			Cristian Guzmán	ss		
			Eric Milton	p		
			Danny Mota	p		
140	7-31-98	Boston	John Barnes	of	Greg Swindell	p
			Matt Kinney	p	Orlando Merced	of
			Joe Thomas	p		



# TWINS TRADES – 1961–2017

NO.	DATE	CLUB	RECEIVED	POS.	TRADED	POS.
141	8-25-98	Chicago-NL	Scott Downs	p	Mike Morgan	p
142	11-16-98	New York-AL	Allen Butler	3b	Dan Naulty	p
143	12-14-98	Milwaukee	Darrell Nicholas	of	Alex Ochoa	of
144	3-31-99	Chicago-NL	Cash		Dan Serafini	p
145	5-21-99	Chicago-NL	Kyle Lohse	p	Rick Aguilera	p
			Jason Ryan	p	Scott Downs	p
146	8-3-99	Houston	Josh Dimmick	c	George Williams	c
147	12-7-99	Colorado	Scott Randall	p	Chris Latham	of
148	12-13-99	Florida	Johan Santana	p	Jared Camp	p
			Cash			
149	7-16-00	Colorado	Todd Sears	1b	Butch Huskey	of
			Cash		Todd Walker	2b
150	8-31-00	Boston	Hector De Los Santos	ss	Midre Cummings	of
151	9-10-00	Boston	Lew Ford	of	Héctor Carrasco	p
152	3-28-01	Arizona	Hanley Frias	if	Chad Moeller	c
153	7-28-01	Detroit	Todd Jones	p	Mark Redman	p
154	7-30-01	New York-NL	Rick Reed	p	Matt Lawton	of
155	7-12-02	San Diego	Jason Bartlett	ss	Brian Buchanan	of
156	11-15-02	Milwaukee	Matt Yeatman	p	Matt Kinney	p
			Gerard Oakes	p	Javier Valentin	c
157	7-16-03	Toronto	Shannon Stewart	of	Bobby Kielty	of
			Dave Gassner	1hp		
158	8-31-03	New York-AL	Jesse Orosco	1hp	Juan Padilla	rhp
159	9-9-03	San Diego	Alex Garcia	if	Todd Sears	1b
160	11-14-03	San Francisco	Joe Nathan	rhp	A.J. Pierzynski	c
			Boof Bonser	rhp	Cash	
			Francisco Liriano	1hp		
161	12-3-03	Philadelphia	Carlos Silva	rhp	Eric Milton	1hp
			Nick Punto	if		
			Bobby Korecky	rhp		
162	12-15-03	San Francisco	J.T. Thomas	1hp	Dustan Mohr	of
163	4-21-04	Boston	Cash		Brad Thomas	1hp
164	7-31-04	Chicago-NL	Justin Jones	1hp	Doug Mientkiewicz	1b
165	7-11-05	Seattle	Bret Boone	2b	PTBNL	
			Cash			
166	12-2-05	Florida	Luis Castillo	2b	Travis Bowyer	rhp
					Scott Tyler	rhp
167	12-9-05	Los Angeles-AL	Alexi Casilla	if	J.C. Romero	1hp
168	6-15-06	Cincinnati	Brandon Roberts	of	Juan Castro	ss
169	7-31-06	Cincinnati	Zach Ward	rhp	Kyle Lohse	rhp
170	8-31-06	Chicago-NL	Phil Nevin	1b/dh	Adam Harben	rhp
171	7-30-07	New York-NL	Drew Butera	c	Luis Castillo	2b
			Dustin Martin	of		
172	8-15-07	Colorado	Matt Macri	3b	Ramón Ortiz	rhp
173	11-21-07	Chicago-NL	Craig Monroe	of	Doug Deeds	of
174	11-28-07	Tampa Bay	Delmon Young	of	Matt Garza	rhp
			Brendan Harris	if	Jason Bartlett	if
			Jason Pridie	of	Eduardo Morlan	rhp
175	2-2-08	New York-NL	Carlos Gómez	of	Johan Santana	1hp
			Philip Humber	rhp		
			Kevin Mulvey	rhp		
			Deolis Guerra	rhp		
176	8-25-08	Texas	Eddie Guardado	1hp	Mark Hamburger	rhp
177	7-31-09	Oakland	Orlando Cabrera	ss	Tyler Ladendorf	if
178	8-7-09	Cleveland	Carl Pavano	rhp	PTBNL (Yohan Pino)	rhp
179	8-28-09	Arizona	Jon Rauch	rhp	Kevin Mulvey	rhp
					Cash	
180	11-9-09	Milwaukee	J.J. Hardy	ss	Carlos Gómez	of
181	12-10-09	Boston	PTBNL (Chris Province)	rhp	Boof Bonser	rhp
182	7-29-10	Washington	Matt Capps	rhp	Wilson Ramos	c
183	8-27-10	Los Angeles-AL	Brian Fuentes	1hp	PTBNL (Loek Van Mil)	rhp
184	12-9-10	Baltimore	Jim Hoey	rhp	J.J. Hardy	ss
			Brett Jacobson	rhp	Brendan Harris	if
					Cash	
185	12-16-10	Colorado	Paul Bargas	1hp	Jose Morales	c
186	3-28-11	Atlanta	Scott Diamond	1hp	Billy Bullock	rhp
187	8-15-11	Detroit	Cole Nelson	1hp	Delmon Young	of
			PTBNL (Lester Oliveros)	rhp		
188	8-25-11	Cleveland	Cash		Jim Thome	dh
189	12-6-11	Colorado	PTBNL (Daniel Turpen)	rhp	Kevin Slowey	rhp
190	7-28-12	Chicago-AL	Eduardo Escobar	if	Francisco Liriano	1hp
			Pedro Hernandez	1hp		
191	8-5-12	Boston	Jeremias Pineda	of	Danny Valencia	if
192	11-29-12	Washington	Alex Meyer	of	Denard Span	of
193	12-6-12	Philadelphia	Vance Worley	rhp	Ben Revere	of
			Trevor May	rhp		
194	7-31-13	Los Angeles-NL	PTBNL (Miguel Sulbaran)	1hp	Drew Butera	c
195	8-11-13	Kansas City	Cash or PTBNL		Jamey Carroll	if



# TWINS TRADES – 1961-2017

NO.	DATE	CLUB	RECEIVED	POS.	TRADED	POS.
196	8-31-13	Pittsburgh	Alex Presley PTBNL (Duke Welker)	of rhp	Justin Morneau	if
197	11-19-13	Pittsburgh	Kris Johnson	lhp	Duke Welker	rhp
198	12-18-13	Atlanta	Sean Gilmartin	lhp	Ryan Doumit	c
199	3-25-14	Pittsburgh	Cash		Vance Worley	rhp
200	4-7-14	New York-AL	Eduardo Núñez	if	Miguel Sulbaran	lhp
201	7-24-14	Seattle	Stephen Pryor	rhp	Kendrys Morales	1b/dh
202	7-31-14	Oakland	Tommy Milone	lhp	Sam Fuld	of
203	8-9-14	Los Angeles-NL	PTBNL or Cash		Kevin Correia	rhp
204	8-11-14	Kansas City	Jason Adam	rhp	Josh Willingham	of
205	7-31-15	Tampa Bay	Kevin Jepsen	rhp	Alexis Tapia Chih Wei-Hu	rhp rhp
206	8-22-15	Milwaukee	Neal Cotts	lhp	PTBNL or Cash	
207	11-10-15	Arizona	Daniel Palka	of/1b	Chris Herrmann	c/of
208	11-11-15	New York-AL	John Ryan Murphy	c	Aaron Hicks	of
209	5-14-16	New York-AL	Cash		J.R. Graham	rhp
210	6-24-16	Tampa Bay	Cash		Oswaldo Arcia	of
211	7-28-16	San Francisco	Adalberto Mejía	lhp	Eduardo Núñez	if
212	8-1-16	Boston	Pat Light	rhp	Fernando Abad	lhp
213	8-1-16	Los Angeles-AL	Hector Santiago	lhp	Ricky Nolasco	rhp
			Alan Busenitz	rhp	Alex Meyer	rhp
214	12-8-16	San Diego	Justin Haley (& PTBNL or cash)	rhp	Miguel Díaz	rhp
215	2-9-17	Pittsburgh	Cash		Pat Light	rhp
216	5-8-17	Atlanta	Kevin Chapman	rhp	Danny Santana	if/of
217	7-23-17	Toronto	Cash		Nick Tepesch	rhp
218	7-24-17	Atlanta	Jaime García Anthony Recker Cash	lhp c Cash	Huascar Ynoa	rhp
219	7-27-17	Arizona	Gabriel Moya	lhp	John Ryan Murphy	c
220	7-30-17	New York-AL	Dietrich Enns Zack Littell Cash	lhp rhp Cash	Jaime García	lhp
221	7-31-17	Washington	Tyler Watson	lhp	Brandon Kintzler	rhp

HISTORY & RECORDS

## LAST TRADE WITH...

### AMERICAN LEAGUE

TRADES	TEAM	LAST TRADE	OBTAINED	TRADED
6	Baltimore	12/9/10	Jim Hoey, Brett Jacobson	J.J. Hardy, Brendan Harris, cash
13	Boston	8/1/16	Pat Light	Fernando Abad
7	Chicago	7/28/12	Eduardo Escobar, Pedro Hernandez	Francisco Liriano
15	Cleveland	8/25/11	Cash	Jim Thome
10	Detroit	8/15/11	Cole Nelson, Lester Oliveros	Delmon Young
4	Houston	8/3/99	Josh Dimmick	George Williams
4	Kansas City	8/11/14	Jason Adam	Josh Willingham
11	Los Angeles	8/1/16	Hector Santiago, Alan Busenitz	Ricky Nolasco, Alex Meyer
14	New York	7/30/17	Dietrich Enns, Zack Littell, Cash	Jaime García
6	Oakland	7/31/14	Tommy Milone	Sam Fuld
7	Seattle	7/24/14	Stephen Pryor	Kendrys Morales
3	Tampa Bay	6/24/16	Cash	Oswaldo Arcia
8	Texas	8/25/08	Eddie Guardado	Mark Hamburger
5	Toronto	7/23/17	Cash	Nik Tepesch

### NATIONAL LEAGUE

TRADES	TEAM	LAST TRADE	OBTAINED	TRADED
4	Arizona	7/27/17	Gabriel Moya	John Ryan Murphy
5	Atlanta	7/24/17	Jaime García, Anthony Recker, Cash	Huascar Ynoa
10	Chicago	11/21/07	Craig Monroe	PTBNL (Doug Deeds)
9	Cincinnati	7/31/06	Zach Ward	Kyle Lohse
6	Colorado	12/6/11	PTBNL (Daniel Turpen)	Kevin Slowey
2	Miami	12/2/05	Luis Castillo	Travis Bowyer, Scott Tyler
10	Los Angeles	8/9/14	PTBNL	Kevin Correia
9	Milwaukee	8/21/15	Neal Cotts	PTBNL
9	New York	2/2/08	Carlos Gómez, Phil Humber, Kevin Mulvey, Deolis Guerra	Johan Santana
9	Philadelphia	12/6/12	Vance Worley, Trevor May	Ben Revere
7	Pittsburgh	2/9/17	Cash	Pat Light
5	St. Louis	4/22/88	Tom Herr	Tom Brunansky
6	San Diego	12/8/16	Justin Haley	Miguel Díaz
7	San Francisco	7/28/16	Adalberto Mejía	Eduardo Núñez
10	Washington	7/31/17	Tyler Watson	Brandon Kintzler



# TWINS ANNUAL AWARDS

## CALVIN R. GRIFFITH AWARD — MOST VALUABLE TWIN

(First Twins Owner)

1961.....	Harmon Killebrew	1980.....	John Castino	1999.....	Brad Radke
1962.....	Vic Power	1981.....	Doug Corbett	2000.....	Matt Lawton
1963.....	Earl Battey	1982.....	Gary Ward	2001.....	Doug Mientkiewicz
1964.....	Tony Oliva	1983.....	John Castino	2002.....	Torii Hunter
1965.....	*Zoilo Versalles	1984.....	Kent Hrbek	2003.....	Shannon Stewart
1966.....	Harmon Killebrew	1985.....	Kirby Puckett	2004.....	Johan Santana
1967.....	Harmon Killebrew	1986.....	Kirby Puckett	2005.....	Johan Santana
1968.....	César Tovar	1987.....	Jeff Reardon	2006.....	*Justin Morneau
1969.....	*Harmon Killebrew	1988.....	Kirby Puckett	2007.....	Torii Hunter
1970.....	Harmon Killebrew	1989.....	Kirby Puckett	2008.....	Justin Morneau
1971.....	Leo Cardenas	1990.....	Brian Harper	2009.....	*Joe Mauer
1972.....	Rod Carew	1991.....	Jack Morris	2010.....	Joe Mauer
1973.....	Rod Carew	1992.....	Kirby Puckett	2011.....	Michael Cuddyer
1974.....	Rod Carew	1993.....	Brian Harper	2012.....	Josh Willingham
1975.....	Rod Carew	1994.....	Kirby Puckett	2013.....	Joe Mauer
1976.....	Rod Carew	1995.....	Chuck Knoblauch	2014.....	Phil Hughes
1977.....	*Rod Carew	1996.....	Chuck Knoblauch	2015.....	Miguel Sanó
1978.....	Roy Smalley	1997.....	Brad Radke	2016.....	Brian Dozier
1979.....	Roy Smalley	1998.....	Matt Lawton	2017.....	Brian Dozier

Award voted on by the Twin Cities Chapter of the BBWAA

## JOSEPH W. HAYNES AWARD — TWINS PITCHER OF THE YEAR

(Former Twins Executive Vice-President)

1962.....	Camilo Pascual	1981.....	Doug Corbett	2000.....	Eric Milton
1963.....	Bill Dailey	1982.....	Bobby Castillo	2001.....	Joe Mays
1964.....	Al Worthington	1983.....	Ken Schrom	2002.....	Eddie Guardado
1965.....	Jim Grant	1984.....	Frank Viola	2003.....	Johan Santana
1966.....	Jim Kaat	1985.....	Ron Davis	2004.....	*Johan Santana
1967.....	Dean Chance	1986.....	Bert Blyleven	2005.....	Johan Santana
1968.....	Dean Chance	1987.....	Frank Viola	2006.....	*Johan Santana
1969.....	Jim Perry	1988.....	*Frank Viola	2007.....	Johan Santana
1970.....	*Jim Perry	1989.....	Allan Anderson	2008.....	Joe Nathan
1971.....	Bert Blyleven	1990.....	Rick Aguilera	2009.....	Joe Nathan
1972.....	Jim Kaat	1991.....	Jack Morris	2010.....	Carl Pavano
1973.....	Bert Blyleven	1992.....	John Smiley	2011.....	Glen Perkins
1974.....	Bill Campbell	1993.....	Rick Aguilera	2012.....	Scott Diamond
1975.....	Jim Hughes	1994.....	Kevin Tapani	2013.....	Glen Perkins
1976.....	Bill Campbell	1995.....	Brad Radke	2014.....	Phil Hughes
1977.....	Dave Goltz	1996.....	Frank Rodriguez	2015.....	Kyle Gibson
1978.....	Mike Marshall	1997.....	Brad Radke	2016.....	Ervin Santana
1979.....	Jerry Koosman	1998.....	Mike Trombley	2017.....	Ervin Santana
1980.....	Doug Corbett	1999.....	Brad Radke		(* — also American League MVP)

Award voted on by the Twin Cities Chapter of the BBWAA

## BILL BONI AWARD — TWINS OUTSTANDING ROOKIE

(Former St. Paul Dispatch-Pioneer Press Executive Sports Editor)

1962.....	Bernie Allen	1981.....	Dave Engle	2000.....	Mark Redman
1963.....	Jimmie Hall	1982.....	Kent Hrbek	2001.....	Luis Rivas
1964.....	*Tony Oliva	1983.....	Darrell Brown	2002.....	Bobby Kielty
1965.....	Sandy Valdespino	1984.....	Kirby Puckett	2003.....	Lew Ford
1966.....	César Tovar	1985.....	Mark Salas	2004.....	Joe Mauer
1967.....	*Rod Carew	1986.....	Steve Lombardozzi	2005.....	Jesse Crain
1968.....	Ron Clark	1987.....	Les Straker	2006.....	Francisco Liriano
1969.....	George Mitterwald	1988.....	None Awarded	2007.....	Matt Garza
1970.....	Bert Blyleven	1989.....	Gary Wayne	2008.....	Denard Span
1971.....	Steve Braun	1990.....	Kevin Tapani	2009.....	Jose Mijares
1972.....	Bob Darwin	1991.....	*Chuck Knoblauch	2010.....	Danny Valencia
1973.....	Jerry Terrell	1992.....	Mike Trombley	2011.....	Ben Revere
1974.....	Craig Kusicck	1993.....	Pat Meares	2012.....	Scott Diamond
1975.....	Dan Ford	1994.....	Matt Walbeck	2013.....	Caleb Thielbar
1976.....	Butch Wynegar	1995.....	*Marty Cordova	2014.....	Danny Santana
1977.....	Paul Thormodsgard	1996.....	Ron Coomer	2015.....	Miguel Sanó
1978.....	Roger Erickson	1997.....	None Awarded	2016.....	Max Kepler
1979.....	*John Castino	1998.....	Eric Milton	2017.....	Trevor Hildenberger
1980.....	Doug Corbett	1999.....	Cristian Guzmán		(* — also American League Rookie of the Year)

Award voted on by the Twin Cities Chapter of the BBWAA

## JIM KAAT AWARD — DEFENSIVE PLAYER OF THE YEAR

(Former Twins Pitcher)

2012.....	Ben Revere	2015.....	Eddie Rosario
2013.....	Pedro Florimon	2016.....	Byron Buxton
2014.....	Brian Dozier	2017.....	Byron Buxton

Award voted on by the Twin Cities Chapter of the BBWAA



# TWINS ANNUAL AWARDS

## CHARLES O. JOHNSON AWARD — MOST IMPROVED TWIN

(Former Minneapolis Star and Tribune Sports Editor)

1963.....	Lee Stange	1982.....	Gary Ward	2000.....	Cristian Guzmán
1964.....	Jim Kaat	1983.....	Mickey Hatcher	2001.....	Joe Mays
1965.....	Don Mincher	1984.....	Frank Viola	2002.....	LaTroy Hawkins
1966.....	Jim Kaat	1985.....	Ron Davis	2003.....	Johan Santana
1967.....	Ted Uhlaender	1986.....	Gary Gaetti	2004.....	Juan Rincón
1968.....	Ted Uhlaender	1987.....	Greg Gagne	2005.....	Carlos Silva
1969.....	Rod Carew	1988.....	Allan Anderson	2006.....	Michael Cuddyer
1970.....	César Tovar	1989.....	Brian Harper	2007.....	Carlos Silva
1971.....	César Tovar	1990.....	Mark Guthrie	2008.....	Alexi Casilla
1972.....	Danny Thompson	1991.....	Shane Mack	2009.....	Michael Cuddyer
1973.....	Jim Holt	1992.....	Mark Guthrie	2010.....	Delmon Young
1974.....	Glenn Borgmann	1993.....	Larry Casian	2011.....	Glen Perkins
1975.....	Phil Roof	1994.....	Chuck Knoblauch	2012.....	Ben Revere
1976.....	Lyman Bostock	1995.....	Pedro Muñoz	2013.....	Brian Dozier
1977.....	Rod Carew	1996.....	Rich Becker	2014.....	Eduardo Escobar
1978.....	Roy Smalley	1997.....	Brad Radke	2015.....	Aaron Hicks
1979.....	Rob Wilfong	1998.....	Todd Walker	2016.....	Brian Dozier
1980.....	John Castino	1999.....	Eric Milton	2017.....	Byron Buxton
1981.....	Sal Butera				

Award voted on by the Twin Cities Chapter of the BBWAA

## SHERRY ROBERTSON AWARD — TWINS OUTSTANDING FARM SYSTEM POSITION PLAYER\*

(Former Twins Farm Director)

1970.....	Mark Wiley	1986.....	Gene Larkin	2002.....	Lew Ford
1971.....	Steve Brye	1987.....	Mike Dyer	2003.....	Joe Mauer
1972.....	Tom Smithson	1988.....	Pete Delkus	2004.....	Jason Kubel
1973.....	Craig Kuskick	1989.....	Paul Sorrento	2005.....	David Winfree
1974.....	Butch Wynegar	1990.....	Denny Neagle	2006.....	Alexi Casilla
1975.....	Steve Luebber	1991.....	Pat Mahomes	2007.....	Brian Buscher
1976.....	Dan Graham	1992.....	Marty Cordova	2008.....	Ben Revere
1977.....	Greg Field	1993.....	LaTroy Hawkins	2009.....	Ben Revere
1978.....	Steve Douglas	1994.....	LaTroy Hawkins	2010.....	Joe Benson
1979.....	Steve Green	1995.....	Javier Valentin	2011.....	Brian Dozier
1980.....	Bob Konopa	1996.....	Todd Walker	2012.....	Oswaldo Arcia
1981.....	Kent Hrbek	1997.....	David Ortiz	2013.....	Byron Buxton
1982.....	Jeff Reed	1998.....	Doug Mientkiewicz	2014.....	Kennys Vargas
1983.....	Tim Lincecum	1999.....	Michael Restovich	2015.....	Max Kepler
1984.....	Curt Wardle	2000.....	John Barnes	2016.....	Zack Granite
1985.....	Mark Davidson	2001.....	Michael Cuddyer	2017.....	Mitch Garver

## JIM RANTZ AWARD — TWINS OUTSTANDING FARM SYSTEM PITCHER\*

(Former Twins Director of Minor Leagues)

2002.....	J.D. Durbin	2008.....	Anthony Slama	2014.....	José Berrios
2003.....	Jesse Crain	2009.....	David Bromberg	2015.....	José Berrios
2004.....	Scott Baker	2010.....	Kyle Gibson	2016.....	Stephen Gonsalves
2005.....	Francisco Liriano	2011.....	Liam Hendriks	2017.....	Aaron Slegers
2006.....	Matt Garza	2012.....	B.J. Hermesen		
2007.....	Kevin Slawey	2013.....	Andrew Albers		

\* the Twins presented two awards beginning in 2002 to distinguish between position players (Sherry Robertson Award) and pitchers.

## DICK SIEBERT AWARD — UPPER MIDWEST PLAYER OF THE YEAR

(Former University of Minnesota Baseball Coach)

1962.....	Dick Stigman, MIN	1981.....	Jack Morris, DET	2000.....	Darin Erstad, ANA
1963.....	John Blanchard, NYY	1982.....	Paul Molitor, MIL	2001.....	Aaron Sele, SEA
1964.....	Bob Johnson, BAL	1983.....	Mike Boddicker, BAL	2002.....	Jarrod Washburn, ANA
1965.....	Jerry Kindall, MIN	1984.....	Kent Hrbek, MIN	2003.....	Jim Brower, SF
1966.....	Rick Reichardt, CAL	1985.....	Dave Winfield, NYY	2004.....	Keith Foulke, BOS
1967.....	Lee Stange, BOS	1986.....	Jack Morris, DET	2005.....	Travis Hafner, CLE
1968.....	Jerry Koonsman, NYM	1987.....	Paul Molitor, MIL	2006.....	Joe Mauer, MIN
1969.....	Jerry Koonsman, NYM	1988.....	Dave Winfield, NYY	2007.....	Pat Neshek, MIN
1970.....	Jerry Koonsman, NYM	1989.....	Terry Steinbach, OAK	2008.....	Joe Mauer, MIN
1971.....	Dick Green, OAK	1990.....	Mike Boddicker, BOS	2009.....	Joe Mauer, MIN
1972.....	Denis Menke, CIN	1991.....	Jack Morris, MIN	2010.....	Joe Mauer, MIN
1973.....	John Hiller, DET	1992.....	Dave Winfield, MIN	2011.....	Jeremy Hellickson, TB
1974.....	Dave Winfield, SD	1993.....	Paul Molitor, TOR	2012.....	Joe Mauer, MIN
1975.....	Dave Goltz, MIN	1994.....	Paul Molitor, TOR	2013.....	Jordan Zimmermann, WAS
1976.....	Tom Poquette, KC	1995.....	Dan Wilson, SEA	2014.....	Pat Neshek, STL
1977.....	Tom Johnson, MIN	1996.....	Paul Molitor, MIN	2015.....	Tony Watson, PIT
1978.....	Paul Molitor, MIL	1997.....	Denny Neagle, ATL	2016.....	Brad Hand, SD
1979.....	Dave Winfield, SD	1998.....	Rick Helling, TEX	2017.....	Joe Mauer, MIN
1980.....	Paul Molitor, MIL & Jack Morris, DET	1999.....	Rick Helling, TEX		

Award voted on by the Twin Cities Chapter of the BBWAA



# TWINS ANNUAL AWARDS

## CARL R. POHLAD AWARD — OUTSTANDING COMMUNITY SERVICE

(Late Twins Owner)

Established in 1993, the Carl R. Pohlad Award is named after the late Twins owner who always felt the need to return something to his community. Voted on by the Twins Community Fund Board of Directors, the award recognizes a Twins player whose work and dedication on behalf of the ball club benefit communities throughout the Upper Midwest.

1993.....	Brian Harper	2002.....	Brad Radke	2011.....	Carl Pavano
1994.....	Kent Hrbek	2003.....	Doug Mientkiewicz	2012.....	Denard Span
1995.....	Kirby Puckett	2004.....	Torii Hunter	2013.....	Glen Perkins
1996.....	Paul Molitor	2005.....	Ron Gardenhire	2014.....	Brian Duensing
1997.....	Rick Aguilera	2006.....	Michael Cuddyer	2015.....	Brian Dozier
1998.....	Terry Steinbach	2007.....	Johan Santana	2016.....	Eduardo Escobar
1999.....	Ron Coomer	2008.....	Joe Mauer	2017.....	Kyle Gibson
2000.....	Denny Hocking	2009.....	Justin Morneau		
2001.....	Corey Koskie	2010.....	Jesse Crain		

## MIKE AUGUSTIN AWARD “MEDIA GOOD GUY” AWARD (Former Pioneer Press Sports Writer)

2006.....	Torii Hunter
2007.....	Torii Hunter
2008.....	Joe Nathan
2009.....	Denard Span
2010.....	Michael Cuddyer
2011.....	Michael Cuddyer
2012.....	Glen Perkins
2013.....	Brian Dozier
2014.....	Ron Gardenhire
2015.....	Torii Hunter
2016.....	Terry Ryan
2017.....	Chris Gimenez

Award voted on by the Twin Cities Chapter of the BBWAA

## BOB ALLISON AWARD LEADERSHIP AWARD (Former Twins Outfielder)

2005.....	Mike Redmond
2006.....	Brad Radke
2007.....	Mike Redmond
2008.....	Justin Morneau
2009.....	Michael Cuddyer
2010.....	Michael Cuddyer
2011.....	Michael Cuddyer
2012.....	Justin Morneau
2013.....	Justin Morneau
2014.....	Kurt Suzuki
2015.....	Torii Hunter
2016.....	Brian Dozier
2017.....	Brian Dozier

Award voted on by the Twin Cities Chapter of the BBWAA

## HERB CARNEAL AWARD LIFETIME ACHIEVEMENT AWARD (Former Twins Broadcaster)

2006.....	Herb Carneal
2007.....	Tom Mee
2008.....	Carl Pohlad
2009.....	Jerry Bell
2010.....	Bert Blyleven
2011.....	John Gordon
2012.....	Jim Rantz
2013.....	Tony Oliva
2014.....	none awarded
2015.....	Tom Kelly
2016.....	Rod Carew
2017.....	Rick Stelmazsek

Award voted on by the Diamond Awards Committee

## KIRBY PUCKETT AWARD ALUMNI COMMUNITY SERVICE (Former Twins Outfielder)

2006.....	Harmon Killebrew
2007.....	Tony Oliva
2008.....	Kent Hrbek
2009.....	Rod Carew
2010.....	Bert Blyleven
2011.....	Terry Steinbach
2012.....	Roy Smalley
2013.....	Frank Quilici
2014.....	Jim Kaat
2015.....	Julio Becquer
2016.....	Jim “Mudcat” Grant
2017.....	Tim Lander

Award voted on by the Twins Community Fund Board of Directors

## TERRY RYAN AWARD PLAY BALL! MINNESOTA (Twins Executive VP/General Manager)

2006.....	John Wilkens
2007.....	Bill Peterson
2008.....	Tink Larson
2009.....	Jim Peck
2010.....	Ed Lippert
2011.....	Dale Welter
2012.....	Jim Berbee
2013.....	Steve Winfield
2014.....	Larry Gallagher
2015.....	Craig Anderson
2016.....	Kim Niederluecke
2017.....	Jim Pettersen

Award voted on by the Diamond Awards Committee

## MOST YEARS PLAYED AT A POSITION

<b>C</b>	Joe Mauer .....	2004-13 (10)
<b>1B</b>	Kent Hrbek .....	1982-94 (13)
<b>2B</b>	Rod Carew .....	1967-69, 71-75 (8)
<b>SS</b>	Greg Gagne .....	1985-92 (8)
<b>3B</b>	Gary Gaetti .....	1982-90 (9)
<b>OF</b>	Kirby Puckett .....	1984-95 (12)
<b>OF</b>	Torii Hunter .....	1998-2007, 15 (11)
<b>OF</b>	Tony Oliva .....	1964-71 (8)
<b>OF</b>	Bob Allison .....	1961-63, 65-69 (8)



# TWINS AWARDS AND HONORS

## MVP/PLAYER OF THE YEAR

1965 AL MVP	Zoilo Versalles
1965 TSN AL Player of the Year	Tony Oliva
1969 AL MVP	Harmon Killebrew
1969 TSN AL Player of the Year	Harmon Killebrew
1970 TSN AL Player of the Year	Harmon Killebrew
1971 TSN AL Player of the Year	Tony Oliva
1975 Joe Cronin Award/AL Player of the Year	Rod Carew
1977 AL MVP	Rod Carew
1977 TSN MLB Player of the Year	Rod Carew
2006 AL MVP	Justin Morneau
2006 Baseball America MLB Player of the Year	Johan Santana
2009 AL MVP	Joe Mauer

## CY YOUNG AWARD/PITCHER OF THE YEAR

1965 TSN AL Pitcher of the Year	Jim Grant
1966 TSN AL Pitcher of the Year	Jim Kaat
1970 AL Cy Young Award	Jim Perry
1988 AL Cy Young Award	Frank Viola
1988 TSN AL Pitcher of the Year	Frank Viola
2004 AL Cy Young Award	Johan Santana
2004 TSN AL Pitcher of the Year	Johan Santana
2006 AL Cy Young Award	Johan Santana

## ROOKIE OF THE YEAR

1964 AL Rookie of the Year	Tony Oliva
1964 TSN AL Rookie Player of the Year	Tony Oliva
1967 AL Rookie of the Year	Rod Carew
1967 TSN AL Rookie Player of the Year	Rod Carew
1970 TSN AL Rookie Pitcher of the Year	Bert Blyleven
1976 TSN AL Rookie Player of the Year	Butch Wynegar
1979 AL Co-Rookie of the Year	John Castino with Alfredo Griffin
1991 AL Rookie of the Year	Chuck Knoblauch
1991 TSN AL Rookie Player of the Year	Chuck Knoblauch
1995 AL Rookie of the Year	Marty Cordova

## ROBERTO CLEMENTE AWARD

1977	Rod Carew
1994	Dave Winfield
1996	Kirby Puckett

## BRANCH RICKEY AWARD - COMMUNITY SERVICE

1993	Kirby Puckett
1998	Paul Molitor

## ROBERT O. FISHEL PUBLIC RELATIONS AWARD

1988	Tom Mee
------	---------

## DONALD DAVIDSON TRAVELING SECRETARY OF THE YEAR AWARD

2000	Remzi Kiratli
------	---------------

## ORGANIZATION OF THE YEAR AWARD

2000	Topps
2002	Baseball America
2002	USA Today
2004	Baseball America

## TOPPS LONG & MERITORIOUS SERVICE AWARD

1984	George Brophy
1997	Jim Rantz

## CHIEF BENDER AWARD - SCOUT OF THE YEAR

2008	Jim Rantz
2011	Mike Radcliff

## MANAGER OF THE YEAR

1965 TSN Major League Manager of the Year	Sam Mele
1965 AP AL Manager of the Year	Sam Mele
1965 UPI AL Manager of the Year	Sam Mele
1987 UPI AL Manager of the Year	Tom Kelly
1991 TSN AL Manager of the Year	Tom Kelly
1991 UPI AL Manager of the Year	Tom Kelly
1991 AL Manager of the Year	Tom Kelly
2004 TSN AL Manager of the Year	Ron Gardenhire with Buck Showalter
2008 Baseball America AL Manager of the Year	Ron Gardenhire
2010 TSN AL Manager of the Year	Ron Gardenhire
2010 AL Manager of the Year	Ron Gardenhire
2015 TSN AL Manager of the Year	Paul Molitor
2017 AL Manager of the Year	Paul Molitor

## EXECUTIVE OF THE YEAR

1965 TSN Executive of the Year	Calvin Griffith
1991 TSN Executive of the Year	Andy MacPhail
2002 TSN Executive of the Year	Terry Ryan
2004 Baseball America's MLB Executive of the Year	Terry Ryan
2006 TSN Executive of the Year	Terry Ryan

## ROLAIDS RELIEF MAN AWARD/ FIREMAN OF THE YEAR

1969 TSN AL Fireman of the Year	Ron Perranoski
1970 TSN AL Fireman of the Year	Ron Perranoski
1976 TSN AL Fireman of the Year	Bill Campbell
1976 Rolaid's Relief Man Award	Bill Campbell
1979 TSN co-AL Fireman of the Year	Mike Marshall with Jim Kern
1987 TSN co-AL Fireman of the Year	Jeff Reardon with Dave Righetti
2009 Rolaid's Relief Man Award	Joe Nathan (tied with Mariano Rivera)

## COMEBACK PLAYER OF THE YEAR

1967 AP American League	Dean Chance
1979 UPI American League	Jerry Koosman
1991 TSN American League	Jack Morris
2010 AL Comeback Player of the Year	Francisco Liriano

## BASEBALL AMERICA MINOR LEAGUE PLAYER OF THE YEAR

2003	Joe Mauer
2013	Byron Buxton

## USA TODAY MINOR LEAGUE PLAYER OF THE YEAR

2005	Francisco Liriano
2006	Matt Garza

## EDGAR MARTÍNEZ AWARD - OUTSTANDING DH

1991	Chili Davis
1996	Paul Molitor

## JOE CRONIN AWARD - AL ACHIEVEMENT

1975	Rod Carew
1993	Dave Winfield

## MARVIN MILLER "MAN OF THE YEAR"

1998	Paul Molitor
2007	Torii Hunter

## WILSON DEFENSIVE PLAYER OF THE YEAR

2017	Byron Buxton
------	--------------



# TWINS AWARDS AND HONORS

## AMERICAN LEAGUE PLAYER OF THE MONTH

1974	May	.....	Rod Carew (.425, 37-87)
1975	May	.....	Jim Hughes (6-0, 0.69 ERA, 5 CG, 7 IP SHO relief)
1977	June	.....	Rod Carew (.482)
1977	September	.....	Rod Carew (.439)
1984	July	.....	Kent Hrbek (31 RBI, 76 TB, 717 SLG)
1986	April	.....	Kirby Puckett (.396, 68 TB, 36 H, 8 HR, 22 R)
1986	June	.....	Kent Hrbek (.400, .726 SLG, 8 HR, 27 RBI)
1989	August	.....	Kent Hrbek (.370, 7 HR, 23 RBI, 69 TB, 6 GW-RBI, 21 R)
1992	May	.....	Kirby Puckett (.374, 23 R, 40 H, 7 HR, 25 RBI)
1992	June	.....	Kirby Puckett (.336, 24 R, 40 H, 5 HR, 24 RBI)
2002	April	.....	Torii Hunter (.371, 39 H, 9 HR, 20 RBI)
2006	June	.....	Joe Mauer (.452, 42 H, 14 RBI, 187 R, .528 OBP)
2007	May	.....	Justin Morneau (.354, 33 H, 10 HR, 29 RBI, .667 SLG)
2009	May	.....	Joe Mauer (.414, 41 H, 11 SLG, 32 RBI, .500 OBP, .838 SLG)
2010	July	.....	Delmon Young (.434, 6 SLG, 12 2B, 30 RBI, .736 SLG)

## THE SPORTING NEWS/LOUISVILLE SILVER SLUGGER AWARD

Kirby Puckett	.....	1986, 87, 88, 89, 92 and 94	
Paul Molitor	.....	.....	1996
Chuck Knoblauch	.....	.....	1995 and 97
Joe Mauer	.....	.....	2006, 08, 09, 10 and 13
Justin Morneau	.....	.....	2006 and 08
Josh Willingham	.....	.....	2012

## RAWLINGS GOLD GLOVE AWARD WINNERS

1961	Earl Battey, c	1967	Jim Kaat, p
1962	Earl Battey, c	1968	Jim Kaat, p
	Jim Kaat, p	1969	Jim Kaat, p
	Vic Power, 1b	1970	Jim Kaat, p
1963	Jim Kaat, p	1971	Jim Kaat, p
	Vic Power, 1b	1972	Jim Kaat, p
	Zoilo Versalles, ss	1986	Gary Gaetti, 3b
1964	Jim Kaat, p		Kirby Puckett, cf
1965	Jim Kaat, p	1987	Gary Gaetti, 3b
	Zoilo Versalles, ss		Kirby Puckett, cf
1966	Jim Kaat, p	1988	Gary Gaetti, 3b
	Tony Oliva, rf		Kirby Puckett, cf

## AMERICAN LEAGUE PITCHER OF THE MONTH

1987	July	.....	Frank Viola (5-0, 2 CG, 1.88 ERA, 1 SHO, 48 IP)
1988	May	.....	Frank Viola (6-0, 1.53 ERA, 2 CG, 2 SHO, 47 IP, 39 K)
1991	May	.....	Scott Erickson (5-0, 1.36 ERA, 46.1 IP, 1 SHO)
1991	June	.....	Jack Morris (6-0, 2 CG, 1 SHO)
1991	August	.....	Kevin Tapani (5-0, 48 IP, 1 CG, 8-game win-streak)
1992	April	.....	Bill Krueger (4-0, 0.84 ERA, 32 IP, 18 H, 3 ER, 16 K, 1 SHO)
1992	June	.....	John Smiley (4-0, 1.34 ERA, 47 IP, 34 H, 8 BB, 35 K)
1993	June	.....	Rick Aguilera (10 saves, 0.00 ERA, 13 IP, 39/42 batters retired)
1997	July	.....	(co-with Finley) Brad Radke (6-0, 1.57 ERA, 46 IP, 10 BB, 30 K)
2001	April	.....	Brad Radke (5-0, 2.23 ERA, 48.1 IP, 4 BB, 25 K)
2003	August	.....	Johan Santana (5-0, 1.07 ERA, 42.0 IP, 10 BB, 44 K)
2004	July	.....	Johan Santana (3-2, 1.17 ERA, 46.0 IP, 14 H, 61 K)
2004	August	.....	Johan Santana (6-0, 2.08 ERA, 43.1 IP, 7 BB, 52 K)
2004	September	.....	Johan Santana (5-0, 0.45 ERA, 40.0 IP, 7 BB, 52 K)
2006	June	.....	Johan Santana (5-0, 1.05 ERA, 43.0 IP, 24 H, 44 K)
2006	September	.....	Johan Santana (3-1, 1.78 ERA, 35.1 IP, 38 K)
2010	April	.....	Francisco Liriano (3-0, 0.93 ERA, 29.0 IP, 27 K)

## AMERICAN LEAGUE ROOKIE OF THE MONTH

2006	June	.....	Francisco Liriano (4-1, 2.31, 35.0 IP, 35 K)
2006	July	.....	Francisco Liriano (4-1, 1.51, 41.2 IP, 55 K)
2006	September	.....	Boof Bonser (4-1, 2.63, 37.2 IP, 30 K)
2011	June	.....	(co-with Weeks) Ben Revere (.294, 30 H, 14 R, 7 SB)
2015	August	.....	Miguel Sanó (.278, 7 2B, 9 HR, 26 RBI, 1.006 OPS)

1989	Gary Gaetti, 3b	2007	Torii Hunter, cf
	Kirby Puckett, cf		Johan Santana, p
1991	Kirby Puckett, cf	2008	Joe Mauer, c
1992	Kirby Puckett, cf	2009	Joe Mauer, c
1997	Chuck Knoblauch, 2b	2010	Joe Mauer, c
2001	Torii Hunter, cf	2017	<b>Byron Buxton, of</b>
	Doug Mientkiewicz, 1b		Brian Dozier, 2b

**BOLD** denotes AL Platinum Glove winner (since 2011)

## AMERICAN LEAGUE PLAYER OF THE WEEK

1974	April 30	.....	Bill Campbell (20.1 innings of scoreless relief)
	July 2	.....	Tony Oliva (4 HR, 12 hits in 2 days)
1975	June 8	.....	Rod Carew (.647)
1976	Sept. 5	.....	Rod Carew (.467, 9 R, 5 RBI, stole home)
1977	June 27	.....	Rod Carew (.607)
1979	May 6	.....	Mike Marshall (5 G, 3-0, 2 saves)
	July 1	.....	Roy Smalley (.462, 3 HR, 11 RBI)
1981	May 3	.....	Roy Smalley (.476, 3 GW-RBI)
1982	July 4	.....	Gary Ward (.400, 4 HR, 12 RBI, 1.080 SLG)
	Sept. 12	.....	Gary Ward (3 HR, 9 RBI)
1984	August 19	.....	Mickey Hatcher (.556, 5 2B, 28 TB, 6 RBI)
1985	August 18	.....	Bert Blyleven (1.50 ERA, 2 CG, 1 SHO, 16 K)
1986	April 27	.....	Kirby Puckett (.462, 4 HR, .962 SLG)
	June 22	.....	(co-winner with Sutton) Kent Hrbek (.480, 4 HR, 12 RBI)
	August 3	.....	Kirby Puckett (.519, 14 H, 2 HR, 8 RBI, .963 SLG)
1987	August 31	.....	(co-winner with Lansford) Kirby Puckett (.577, 8 R)
1988	May 1	.....	Kent Hrbek (.478, 4 2B, 2.174 SLG)
	May 29	.....	(co-winner with Filer) Jeff Reardon (5 saves in 5 games)
	June 5	.....	Greg Gagne (.529, 1.176 SLG, 7 RBI)
	August 14	.....	Dan Gladden (.566, 4 SB, 7 R)
1989	June 18	.....	Gary Gaetti (.360, 8 R, 4 HR, 10 RBI, .840 SLG)
	June 25	.....	Dan Gladden (14 H, 10 R, 2 HR, 6 RBI)
	July 2	.....	Frank Viola (2-0, 2 CG, 0.50 ERA, 11 K, 1 SHO)
	July 30	.....	Kent Hrbek (6 R, 3 HR, 13 RBI, 1.000 SLG)
1990	July 15	.....	Kent Hrbek (.563, 3 HR, 4 RBI, 1.188 SLG, .682 OBP)
1992	June 7	.....	Kirby Puckett (.414, 3 HR, 10 RBI)
	June 28	.....	Brian Harper (.632, 6 R, 2 HR, 7 RBI, 1.053 SLG)
1993	May 16	.....	Dave Winfield (.522, 12 H, 7 R, 3 HR, 6 RBI)
	June 13	.....	Shane Mack (.400, 3 HR, 10 RBI)
	Sept. 12	.....	Kevin Tapani (2-0, 0.57 ERA, 15.2 IP, 1 ER, 14 K, 1 SHO)
1994	May 1	.....	Scott Erickson (no-hitter April 27 vs. MIL, 9.0 IP, 4 BB, 5 K)
1995	May 21	.....	Marty Cordova (Homered in 5 cons. games, May 16-20)
	Sept. 3	.....	Chuck Knoblauch (.545, 6 R, 3 2B, 2 HR, 5 RBI)
1996	April 7	.....	Dave Hollins (.615, 6 R, 2 HR, 5 RBI)
	July 7	.....	Chuck Knoblauch (.536, 4 2B, 2 3B, 3 HR, 9 RBI, 3 SB)
1997	Sept. 21	.....	Brad Radke (2-0, 1.02 ERA, 17.2 IP, 2 ER, 2 BB, 13 K)

1998	July 26	.....	Todd Walker (.750, 15 H, 8 R, 1.050 SLG, .783 OBP)
1999	Sept. 12	.....	Eric Milton (no-hitter, Sept. 11 vs. ANA, 9.0 IP, 2 BB, 13 K)
2001	July 8	.....	Matt Lawton (.586, 11 runs, 4 HR, 10 RBI)
2002	June 9	.....	Jacque Jones (.538, 14 hits, 10 RBI, 24 TB, .923 SLG, .571 OBP)
2003	May 11	.....	Jacque Jones (.560, 14 hits, 10 R, 24 TB, .960 SLG, .560 OBP)
	June 22	.....	(co-with Wells) Corey Koskie (.429, 10 R, 11 RBI, 25 TB, .893 SLG)
2004	May 16	.....	(co-with Martinez) Joe Nathan (0.00 ERA, 4 saves, 4.0 IP, 5 K)
	June 20	.....	Johan Santana (2-0, 2.25 ERA, 16.0 IP, 21 K)
	Sept. 19	.....	Johan Santana (2-0, 0.00 ERA, 15.0 IP, 21 K)
2005	July 13	.....	Torii Hunter (.381, 9 R, 3 HR, 5 RBI, 21 TB, 1.000 SLG, .458 OBP)
	July 5	.....	Joe Nathan (0.00 ERA, 5 saves, 5.0 IP, 5 K)
	August 22	.....	Lew Ford (.364, 7 R, 3 HR, 10 RBI, 21 TB, .636 SLG)
2006	June 5	.....	Joe Mauer (.625, 5 2B, 4 RBI, 6 BB in 6 G)
	June 11	.....	Torii Hunter (.625, 15-24, 5 2B, 4 RBI, 2 SB)
2007	July 8	.....	Justin Morneau (.438, 4 HR, 13 RBI)
	August 19	.....	Johan Santana (1-0, 1.80 ERA, 15.0 IP, 21 K)
2008	Sept. 14	.....	Carlos Gómez (.333, 2 2B, 13 RBI, 10 R)
2009	May 26	.....	Joe Mauer (.458, 4 HR, 25 TB, 13 BI, 12 RBI)
	July 6	.....	Justin Morneau (.480, 4 HR, 26 TB, 8 RBI)
	Sept. 21	.....	Michael Cuddyer (.292, 2 2B, 3 HR, 11 RBI)
	October 5	.....	(co-with Young) Jason Kubel (.423, 3 HR, 12 RBI)
	October 5	.....	(co-with Kubel) Delmon Young (.448, 3 HR, 12 RBI)
2010	July 6	.....	Jim Thome (.400, 4 HR, 1 2B, 1 3B, 7 R, 1.150 SLG)
2011	May 9	.....	Francisco Liriano (no-hitter May 3 at CWS)
	August 22	.....	Jim Thome (60th career HR & 2-HR game, Aug. 15 in DET)
2012	April 9	.....	Josh Willingham (.455, 2B, 3 HR, 4 RBI in 6 games)
2014	April 6	.....	(co-with J. Hamilton) Chris Colabello (.391, 4 2B, HR, 11 RBI, 4 R)
	August 24	.....	Trevor Plouffe (.367, 5 2B, 2 HR, 10 RBI, 6 R in 7 G)
	August 24	.....	Danny Santana (.378, 2 2B, 3 HR, 6 RBI, 7 R in 8 G)
2016	May 31	.....	Joe Mauer (.440, 7 R, 4 HR, 7 RBI)
	July 10	.....	Kennys Vargas (.471, 5 2B, 3 HR, 4 RBI, 6 BB in 6 G)
	August 8	.....	(co-with Mauer) Max Kepler (.370, 9 R, 4 HR, 11 RBI, 6 BB in 7 G)
	August 8	.....	(co-with Kepler) Joe Mauer (.560, 8 R, 6 2B, 3 HR, 9 RBI in 6 G)
2017	April 30	.....	Miguel Sanó (.524, 3 HR, 11 RBI in 5 G)
	August 13	.....	Eddie Rosario (.444, 4 HR, 9 RBI, 10 R in 7 G)
	August 27	.....	Byron Buxton (.333, 5 HR, 10 RBI in 7 G; 3-HR game Aug. 27 at TOR)



# TWINS AMERICAN LEAGUE LEADERS

## BATTING

### BATTING CHAMPION

1964	Tony Oliva	.....	.323
1965	Tony Oliva	.....	.321
1969	Rod Carew	.....	.332
1971	Tony Oliva	.....	.337
1972	Rod Carew	.....	.318
1973	Rod Carew	.....	#.350
1974	Rod Carew	.....	#.364
1975	Rod Carew	.....	#.359
1977	Rod Carew	.....	#.388
1978	Rod Carew	.....	.333
1989	Kirby Puckett	.....	#.339
2006	Joe Mauer	.....	#.347
2008	Joe Mauer	.....	.328
2009	Joe Mauer	.....	#.365

### HOME RUNS

1962	Harmon Killebrew	.....	.48
1963	Harmon Killebrew	.....	#.45
1964	Harmon Killebrew	.....	#.49
1967	Harmon Killebrew	.....	#*44
1969	Harmon Killebrew	.....	#.49

### RBI

1962	Harmon Killebrew	.....	126
1969	Harmon Killebrew	.....	#140
1971	Harmon Killebrew	.....	119
1977	Larry Hisle	.....	119
1994	Kirby Puckett	.....	112

### HITS

1964	Tony Oliva	.....	#217
1965	Tony Oliva	.....	185
1966	Tony Oliva	.....	191
1969	Tony Oliva	.....	197
1970	Tony Oliva	.....	204
1971	César Tovar	.....	204
1973	Rod Carew	.....	203
1974	Rod Carew	.....	#218
1977	Rod Carew	.....	#239
1987	Kirby Puckett	.....	*207
1988	Kirby Puckett	.....	#234
1989	Kirby Puckett	.....	#215
1992	Kirby Puckett	.....	#210
1996	Paul Molitor	.....	225

### RUNS

1963	Bob Allison	.....	.99
1964	Tony Oliva	.....	109
1965	Zoilo Versalles	.....	#126
1977	Rod Carew	.....	#128

### DOUBLES

1964	Tony Oliva	.....	.43
1965	Zoilo Versalles	.....	#*45
1967	Tony Oliva	.....	.34
1969	Tony Oliva	.....	.39
1970	Tony Oliva	.....	*.36
	César Tovar	.....	*.36
1994	Chuck Knoblauch	.....	#.45

### TRIPLES

1963	Zoilo Versalles	.....	.13
1964	Zoilo Versalles	.....	*.10
	Rich Rollins	.....	*.10
1965	Zoilo Versalles	.....	*.12
1970	César Tovar	.....	.13
1973	Rod Carew	.....	*.11
1977	Rod Carew	.....	.16
1981	John Castino	.....	.9
1996	Chuck Knoblauch	.....	.14
2000	Cristian Guzmán	.....	#.20
2001	Cristian Guzmán	.....	#.14
2003	Cristian Guzmán	.....	#.14
2009	Denard Span	.....	*.10
2015	Eddie Rosario	.....	#.15

## TOTAL BASES

1964	Tony Oliva	.....	#374
1965	Zoilo Versalles	.....	.308
1988	Kirby Puckett	.....	#358
1992	Kirby Puckett	.....	.313

## PITCHING

### WINS

1965	Jim Grant	.....	.21
1966	Jim Kaat	.....	.25
1970	Jim Perry	.....	#*24
1977	Dave Goltz	.....	*.20
1988	Frank Viola	.....	#.24
1991	Scott Erickson	.....	#*20
2006	Johan Santana	.....	#*19

### EARNED RUN AVERAGE

1988	Allan Anderson	.....	.245
2004	Johan Santana	.....	2.61
2006	Johan Santana	.....	#2.77

### STRIKEOUTS

1961	Camilo Pascual	.....	.221
1962	Camilo Pascual	.....	.206
1963	Camilo Pascual	.....	.202
1985	Bert Blyleven %	.....	.206
2004	Johan Santana	.....	.265
2005	Johan Santana	.....	#.238
2006	Johan Santana	.....	#.245

### SHUTOUTS

1961	Camilo Pascual	.....	#*8
1962	Camilo Pascual	.....	#*5
	Jim Kaat	.....	#*5
1965	Jim Grant	.....	.6
1973	Bert Blyleven	.....	#.9
1985	Bert Blyleven %	.....	.5
1996	Rich Robertson	.....	#*3
2008	Kevin Slowey	.....	*.2
2010	Carl Pavano	.....	*.2
2017	Ervin Santana	.....	#*3

### COMPLETE GAMES

1962	Camilo Pascual	.....	.18
1963	Camilo Pascual	.....	*.18
1966	Jim Kaat	.....	.19
1967	Dean Chance	.....	.18
1985	Bert Blyleven %	.....	#.24
2010	Carl Pavano	.....	*.7
2017	Ervin Santana	.....	#*5

### INNINGS PITCHED

1966	Jim Kaat	.....	.304.2
1967	Dean Chance	.....	.283.2
1985	Bert Blyleven %	.....	#293.2
1986	Bert Blyleven	.....	.271.2
2006	Johan Santana	.....	.233.2

### SAVES

1968	Al Worthington	.....	.18
1969	Ron Perranoski	.....	#.31
1970	Ron Perranoski	.....	.34
1979	Mike Marshall	.....	.32
2002	Eddie Guardado	.....	.45

### GAMES

1976	Bill Campbell	.....	.78
1979	Mike Marshall	.....	.90
1981	Doug Corbett	.....	.54
1996	Eddie Guardado	.....	*.83
1999	Bob Wells	.....	#*76
2008	Matt Guerrier	.....	*.76
2009	Matt Guerrier	.....	.79
2015	Kevin Jepsen %	.....	.75

### WIN PERCENTAGE

1962	Dick Stigman (12-5)	.....	.706
1965	Jim Grant (21-7)	.....	.750
1966	Dave Boswell (12-5)	.....	.706
1976	Bill Campbell (17-5)	.....	.773
1988	Frank Viola (24-7)	.....	.774

# — MLB lead \* — tie for AL lead % — played for two teams



The history of the Minnesota Twins franchise dates back to the year 1901 when, as the Washington Senators, they were born as one of the eight original franchises in the American League. The Senators played baseball in our nation's capital for sixty years, winning one World Championship and three American League pennants, while adding Hall of Fame players like Walter Johnson, Sam Rice and Goose Goslin to the rich history of America's game.

In 1961, owner Calvin Griffith moved the Senators from Washington, DC to Minnesota where a new chapter has been written, one more impressive than the first. In the 57 years

since, the Minnesota Twins have won two World Championships, three American League pennants and made 12 playoff appearances. It is here that players like Killebrew, Kaat, Carew, Blyleven, Hrbek, Puckett and Mauer have been able to weave their own names into history, not only for the franchise, but for the game.

The records and All-Time Top Ten Lists below recognize this shared history by including the statistics of the Washington Senators of 1901-60, as their history is our history, and any franchise history without them would be incomplete.

## INDIVIDUAL SEASON RECORDS

(1901-2017)

### BATTING AND BASERUNNING

Average	388, Carew, 1977
Games	+164, Tovar, 1967
Plate Appearances	744, Puckett, 1985
At-Bats	691, Puckett, 1985
Runs	140, Knoblauch, 1996
Hits	239, Carew, 1977
Extra-Base Hits	84, Oliva, 1964
Total Bases	374, Oliva, 1964
Slugging Percentage	.614, Goslin, 1928
Singles	182, Rice, 1925
Doubles	51, Vernon, 1946
Triples	20, Goslin, 1925
	Guzmán, 2000
Home Runs, Right-Handed	49, Killebrew, 1964, 69
Home Runs, Left-Handed	34, Hrbek, 1987
	Morneau, 2006
Home Runs, Rookie	33, Hall, 1963
Home Runs, Home	29, Killebrew, 1961
Home Runs, Road	28, Killebrew, 1962

Grand Slams	3, Allison, 1961
	Carew, 1976
	Hrbek, 1985
	Puckett, 1992
	Hunter, 2007
RBI	140, Killebrew, 1969
Walks	151, Yost, 1956
Hit-by-Pitch	24, Elberfeld, 1911
Strikeouts	178, Sanó, 2016
Fewest Strikeouts	9 (616 AB), Rice, 1929
Ground Into Double Play	28, Killebrew, 1970
	28, Plouffe, 2015
Fewest Ground Into Double Plays	1 (511 PA), Buxton, 2017
Sacrifice Hits	36, Hill, 1905
Sacrifice Flies	16, Gandil, 1914
Consecutive Game Hit-Streak	33, Manush, 1933
Stolen Bases	88, Milan, 1912
Caught Stealing	33, Milan, 1912
Stolen Base Percentage	96.7 (29-for-30), Buxton, 2017

### PITCHING

ERA	+1.14 (371.2 ip), Johnson, 1913
Win Percentage	.837 (36-7), Johnson, 1913
Wins	36, Johnson, 1913
Relief Wins	17, Campbell, 1976
Losses	+26, Townsend, 1904
	Groom, 1909
Decisions	46, Johnson, 1914
Saves	47, Nathan, 2009
Games	+90, Marshall, 1979
Games Started	42, Kaat, 1965
	Johnson, 1910
Complete Games	38, Johnson, 1910
Relief Appearances	*89, Marshall, 1979
Games Finished	*84, Marshall, 1979
Innings Pitched	373, Johnson, 1910
Hits	367, Orth, 1902

Runs	198, Carrick, 1901
Earned Runs	144, DeShong, 1937
Home Runs	#50, Blyleven, 1986
Strikeouts	313, Johnson, 1910
Walks	146, Newsom, 1936
Hit-Batsmen	20, Johnson, 1923
Wild Pitches	21, Johnson, 1910
Shutouts	11, Johnson, 1913
Shutouts Lost	+10, Johnson, 1909
Consecutive Shutout Innings Pitched	+55.2, Johnson, 1913
1-0 Games Won	+5, Johnson, 1913 and 19
1-0 Games Lost	4, Johnson, 1909 and 16
Consecutive Wins	+16, Johnson, 1912
Consecutive Losses	16, Felton, 1980-82
One-Season	13, Felton, 1982

(# — denotes major league record; + — denotes league record; \* — denotes tie for league record)

## TEAM SEASON RECORDS

(1901-2017)

### MISCELLANEOUS

Highest Win Percentage (99-53)	.651 in 1933
Lowest Win Percentage (38-113)	.252 in 1904
Most Consecutive Wins	17 in 1912
Most Consecutive Losses	18 in 1948 and 59
Most Games	+164 in 1967
Fewest Games	110 in 1981

Most Home Games	*84 in 1985
Most Road Games	83 in 1967
Most Night Games	118 in 1990
Most Night Games Won	69 in 1991, 2002 and 06
Most Players Used	52 in 2017
Fewest Players Used	25 in 1908 and 17



# TEAM SEASON RECORDS

[1901-2017]

## BATTING AND BASERUNNING

Highest Batting Average.....	303 in 1929	Fewest Triples.....	24 in 2004
Lowest Batting Average.....	223 in 1909	Most Home Runs.....	225 in 1963
Most At-Bats.....	5677 in 1969	Fewest Home Runs.....	4 in 1917
Fewest At-Bats.....	4472 in 1918	Most Grand Slams.....	8 in 1961
Most Runs.....	892 in 1930	Fewest Grand Slams.....	0 in 1968
Fewest Runs.....	+380 in 1909	Most Walks.....	690 in 1956
Most Hits.....	1633 in 1996	Fewest Walks.....	257 in 1903
Fewest Hits.....	1112 in 1909	Most Strikeouts.....	1430 in 2013
Most Extra-Base Hits.....	551 in 2002	Fewest Strikeouts.....	296 in 1902
Fewest Extra-Base Hits.....	199 in 1909	Most Ground Into Double Plays.....	172 in 1996
Most Total Bases.....	2440 in 2003	Fewest Ground Into Double Plays.....	93 in 1965
Highest Slugging Percentage.....	437 in 2002	Most Sacrifice Hits.....	142 in 1979
Lowest Slugging Percentage.....	287 in 1910	Most Sacrifice Flies.....	72 in 2008
Most Singles.....	1209 in 1935	Most Left on Base.....	1305 in 1935
Fewest Singles.....	914 in 1967	Fewest Left on Base.....	998 in 1959
Most Doubles.....	348 in 2002	Most Stolen Bases.....	287 in 1913
Fewest Doubles.....	132 in 1908	Fewest Stolen Bases.....	32 in 1963
Most Triples.....	100 in 1932	Consecutive Scoreless Inns.....	+30 in 1964 and 78

## PITCHING

Lowest ERA.....	2.14 in 1918	Most Home Runs Allowed.....	233 in 1996
Highest ERA.....	5.76 in 1995	Fewest Home Runs Allowed.....	10 in 1907 and 18
Most Wins.....	102 in 1965	Most Strikeouts.....	1191 in 2016
Fewest Wins.....	38 in 1904	Fewest Strikeouts.....	300 in 1902
Most Losses.....	113 in 1904	Most Walks.....	779 in 1949
Fewest Losses.....	60 in 1965	Fewest Walks.....	284 in 1901
Most Saves.....	58 in 1970	Most Complete Games.....	137 in 1904
Most Innings Pitched.....	1497.2 in 1969	Fewest Complete Games.....	1 in 2006
Fewest Innings Pitched.....	1183.0 in 1901	Most Shutouts Won.....	25 in 1914
Most Runs Allowed.....	924 in 1956	Most Shutouts Lost.....	29 in 1909
Most Hits Allowed.....	1672 in 1935	Most 1-0 Games Won.....	#11 in 1914
Fewest Hits Allowed.....	1021 in 1918	Most 1-0 Games Lost.....	7 in 1915

## FIELDING

Most Errors.....	323 in 1901	Lowest Fielding Percentage.....	.936 in 1902
Fewest Errors.....	74 in 2002	Most Chances.....	6535 in 1913
Most Consecutive Errorless Games.....	12 in 2002	Fewest Chances.....	5672 in 1953
Most Passed Balls.....	40 in 1945	Most Putouts.....	4503 in 1969
Fewest Passed Balls.....	3 in 1927, 81, 15	Fewest Putouts.....	3944 in 1906
Most Double Plays.....	203 in 1979	Most Assists.....	2162 in 1911
Fewest Double Plays.....	66 in 1957	Fewest Assists.....	1422 in 2002
Highest Fielding Percentage.....	.987 in 2002, 09, 10, 13 and 17		

(# — major league record; \* — tie for major league record; + — tie for league record)

# ALL-TIME TOP TEN

[1901-2017]

## BATTING

### SINGLE SEASON

#### BATTING AVERAGE

.388*	Rod Carew.....	1977
.379*	Goose Goslin.....	1928
.376	Ed Delehanty.....	1902
<b>.365+</b>	<b>Joe Mauer.....</b>	<b>2009</b>
.364*	Rod Carew.....	1974
.359	Cecil Travis.....	1941
.359	Rod Carew.....	1975
.356	Kirby Puckett.....	1988
.354	Goose Goslin.....	1926
.353*	Mickey Vernon.....	1946

#### GAMES

164*	César Tovar.....	1967
163	Harmon Killebrew.....	1967
163+	Justin Morneau.....	2008
162	Harmon Killebrew.....	1966
162	Harmon Killebrew.....	1969
162**	Roy Smalley.....	1979
162**	Gary Gaetti.....	1984
161	Tony Oliva.....	1964
161	César Tovar.....	1970
161	Kirby Puckett.....	1985
161	Kirby Puckett.....	1986
161	Paul Molitor.....	1996

### CAREER

#### BATTING AVERAGE

.334	Rod Carew.....	1967-78
.328	Heinie Manush.....	1930-35
	Sam Rice.....	1915-33
.323	Goose Goslin.....	1921-30, 33, 38
.318	Kirby Puckett.....	1984-95
.317	John Stone.....	1934-38
.314	Cecil Travis.....	1933-47
.309	Shane Mack.....	1990-94
<b>.308</b>	<b>Joe Mauer.....</b>	<b>2004-16</b>
.306	Brian Harper.....	1988-93

#### GAMES

2329	Harmon Killebrew.....	1954-74
2307	Sam Rice.....	1915-33
2084	Joe Judge.....	1915-32
1982	Clyde Milan.....	1907-22
1867	Ossie Bluege.....	1922-39
1805	Mickey Vernon.....	1939-48, 50-55
1783	Kirby Puckett.....	1984-95
1747	Kent Hrbek.....	1981-94
<b>1731</b>	<b>Joe Mauer.....</b>	<b>2004-17</b>
1690	Eddie Yost.....	1944-58

HISTORY RECORDS



# ALL-TIME TOP TEN

(1901-2017)

## SINGLE SEASON

AT-BATS		
691*	Kirby Puckett.....	1985
680	Kirby Puckett.....	1986
672*	Tony Oliva.....	1964
668	Buddy Lewis.....	1937
666*	Zoilo Versalles.....	1965
660	Doc Cramer.....	1941
660	Paul Molitor.....	1996
659	Zoilo Versalles.....	1964
658	Heinie Manush.....	1933
657*	Kirby Puckett* and César Tovar.....	1988 and 1971

RUNS		
140	Chuck Knoblauch.....	1996
128*	Rod Carew.....	1977
127	Joe Cronin.....	1930
126*	Zoilo Versalles.....	1970
122	Buddy Lewis.....	1938
121	Sam Rice.....	1930
121	Heinie Manush.....	1932
120	Buddy Myer.....	1932
120	César Tovar.....	1970
119	Kirby Puckett and Sam Rice.....	1986 and 1929

HITS		
239*	Rod Carew.....	1977
234*	Kirby Puckett.....	1988
227	Sam Rice.....	1925
225*	Paul Molitor.....	1996
223	Kirby Puckett.....	1986
221*	Heinie Manush.....	1933
218*	Cecil Travis.....	1941
218*	Rod Carew.....	1974
217*	Tony Oliva.....	1964
216*	Sam Rice.....	1924 and 1926

TOTAL BASES		
374*	Tony Oliva.....	1964
365	Kirby Puckett.....	1986
358*	Kirby Puckett.....	1988
351	Rod Carew.....	1977
<b>336</b>	<b>Brian Dozier.....</b>	<b>2016</b>
333	Kirby Puckett.....	1987
331	Roy Sievers.....	1957
331	Justin Morneau.....	2006
329	Goose Goslin.....	1925
328	Harmon Killebrew.....	1961

DOUBLES		
51*	Mickey Vernon.....	1946
50	Stan Spence.....	1946
47	Justin Morneau.....	2008
46	Marty Cordova.....	1996
45	Joe Cronin.....	1933
45**	Zoilo Versalles.....	1965
45*	Kirby Puckett.....	1989
45*	Chuck Knoblauch.....	1994
45	Torii Hunter.....	2007
44	Joe Cronin.....	1931
44	Matt Lawton.....	2000

TRIPLES		
20*	Goose Goslin.....	1925
20*	Cristian Guzmán.....	2000
19	Joe Cassidy.....	1904
19	Cecil Travis.....	1941
18	Howie Shanks.....	1921
18**	Goose Goslin.....	1923
18**	Sam Rice.....	1923
18*	Joe Cronin.....	1932
18	John Stone.....	1935
17	Goose Goslin.....	1924
17*	Heinie Manush.....	1933

## CAREER

AT-BATS		
8934	Sam Rice.....	1915-33
7835	Harmon Killebrew.....	1954-74
7663	Joe Judge.....	1915-32
7359	Clyde Milan.....	1907-22
7244	Kirby Puckett.....	1984-95
6930	Mickey Vernon.....	1939-48, 50-55
6440	Ossie Bluege.....	1922-39
<b>6444</b>	<b>Joe Mauer.....</b>	<b>2004-17</b>
6301	Tony Oliva.....	1962-76
6235	Rod Carew.....	1967-78

RUNS		
1467	Sam Rice.....	1915-33
1258	Harmon Killebrew.....	1954-74
1154	Joe Judge.....	1915-32
1071	Kirby Puckett.....	1984-95
1037	Buddy Myer.....	1925-27, 29-41
1004	Clyde Milan.....	1907-22
971	Eddie Yost.....	1944-58
956	Mickey Vernon.....	1939-48, 50-55
<b>954</b>	<b>Joe Mauer.....</b>	<b>2004-17</b>
950	Rod Carew.....	1967-78

HITS		
2889	Sam Rice.....	1915-33
2304	Kirby Puckett.....	1984-95
2291	Joe Judge.....	1915-32
2100	Clyde Milan.....	1907-22
2085	Rod Carew.....	1967-78
2024	Harmon Killebrew.....	1954-74
1993	Mickey Vernon.....	1939-48, 50-55
<b>1986</b>	<b>Joe Mauer.....</b>	<b>2004-17</b>
1917	Tony Oliva.....	1962-76
1828	Buddy Myer.....	1925-27, 29-41

TOTAL BASES		
4026	Harmon Killebrew.....	1954-74
3833	Sam Rice.....	1915-33
3453	Kirby Puckett.....	1984-95
3239	Joe Judge.....	1915-32
3002	Tony Oliva.....	1962-76
2976	Kent Hrbek.....	1981-94
2963	Mickey Vernon.....	1939-48, 50-55
<b>2856</b>	<b>Joe Mauer.....</b>	<b>2004-17</b>
2792	Rod Carew.....	1967-78
2601	Clyde Milan.....	1907-22

DOUBLES		
478	Sam Rice.....	1915-33
421	Joe Judge.....	1915-32
414	Kirby Puckett.....	1984-95
<b>401</b>	<b>Joe Mauer.....</b>	<b>2004-17</b>
391	Mickey Vernon.....	1939-48, 50-55
329	Tony Oliva.....	1962-76
312	Kent Hrbek.....	1981-94
305	Buddy Myer.....	1925-27, 29-41
305	Rod Carew.....	1967-78
289	Goose Goslin.....	1921-30, 33, 38
289	Justin Morneau.....	2003-13

TRIPLES		
183	Sam Rice.....	1915-33
157	Joe Judge.....	1915-32
125	Goose Goslin.....	1921-30, 33, 38
113	Buddy Myer.....	1925-27, 29-41
108	Mickey Vernon.....	1939-48, 50-55
105	Clyde Milan.....	1907-22
93	Buddy Lewis.....	1935-49
90	Rod Carew.....	1967-78
87	Howie Shanks.....	1912-22
78	Cecil Travis.....	1933-47



# ALL-TIME TOP TEN

[1901-2017]

## SINGLE SEASON

### HOME RUNS

49*	Harmon Killebrew.....	1964
49*	Harmon Killebrew.....	1969
48*	Harmon Killebrew.....	1962
46	Harmon Killebrew.....	1961
45*	Harmon Killebrew.....	1963
44**	Harmon Killebrew.....	1967
42*	Roy Sievers.....	1957
42**	Harmon Killebrew.....	1959
<b>42</b>	<b>Brian Dozier.....</b>	<b>2016</b>
41	Harmon Killebrew.....	1970

### RUNS BATTED IN

140*	Harmon Killebrew.....	1969
130	Justin Morneau.....	2006
129*	Goose Goslin.....	1924
129	Justin Morneau.....	2008
126*	Harmon Killebrew.....	1962
126	Joe Cronin.....	1930
126	Joe Cronin.....	1931
122	Harmon Killebrew.....	1961
121	Kirby Puckett.....	1988
120	Goose Goslin.....	1927

### WALKS

151	Eddie Yost.....	1956
145*	Harmon Killebrew.....	1969
141*	Eddie Yost.....	1950
131	Eddie Yost.....	1954
131*	Harmon Killebrew.....	1967
129*	Eddie Yost.....	1952
128	Harmon Killebrew.....	1970
126	Eddie Yost.....	1951
123	Eddie Yost.....	1953
114*	Harmon Killebrew.....	1971

### STRIKEOUTS

<b>178</b>	<b>Miguel Sanó.....</b>	<b>2016</b>
<b>173</b>	<b>Miguel Sanó.....</b>	<b>2017</b>
<b>150</b>	<b>Byron Buxton.....</b>	<b>2017</b>
<b>148</b>	<b>Brian Dozier.....</b>	<b>2015</b>
145+	Bobby Darwin.....	1972
142+	Harmon Killebrew.....	1962
142	Carlos Gómez.....	2008
141	Josh Willingham.....	2012
<b>141</b>	<b>Brian Dozier.....</b>	<b>2017</b>
<b>138</b>	<b>Brian Dozier.....</b>	<b>2016</b>
138	Jim Lemon.....	1956

### STOLEN BASES

88*	Clyde Milan.....	1912
75*	Clyde Milan.....	1913
63*	Sam Rice.....	1920
62	Danny Moeller.....	1913
62	Chuck Knoblauch.....	1997
61*	George Case.....	1943
58	Clyde Milan.....	1911
51*	George Case.....	1939
49	George Case.....	1944
49	Rod Carew.....	1976

## SINGLE SEASON

### WINS

36*	Walter Johnson.....	1913
33	Walter Johnson.....	1912
28*	Walter Johnson.....	1914
27*	Walter Johnson.....	1915
26*	Alvin Crowder.....	1932
25	Walter Johnson.....	1910
25	Walter Johnson.....	1911
25*	Walter Johnson.....	1916
25*	Jim Kaat.....	1966
24	4x, last Frank Viola.....	1988

## CAREER

### HOME RUNS

559	Harmon Killebrew.....	1954-74
293	Kent Hrbek.....	1981-94
256	Bob Allison.....	1958-70
221	Justin Morneau.....	2003-13
220	Tony Oliva.....	1962-76
214	Torii Hunter.....	1997-07, 15
207	Kirby Puckett.....	1984-95
201	Gary Gaetti.....	1981-90
180	Roy Sievers.....	1954-59
163	Tom Brunansky.....	1982-88

### RUNS BATTED IN

1540	Harmon Killebrew.....	1954-74
1086	Kent Hrbek.....	1981-94
1085	Kirby Puckett.....	1984-95
1045	Sam Rice.....	1915-33
1026	Mickey Vernon.....	1939-48, 50-55
1001	Joe Judge.....	1915-32
947	Tony Oliva.....	1962-76
931	Goose Goslin.....	1921-30, 33, 38
<b>875</b>	<b>Joe Mauer.....</b>	<b>2004-17</b>
860	Justin Morneau.....	2003-13

### WALKS

1505	Harmon Killebrew.....	1954-74
1274	Eddie Yost.....	1944-58
943	Joe Judge.....	1915-32
<b>888</b>	<b>Joe Mauer.....</b>	<b>2004-17</b>
864	Buddy Myer.....	1925-27, 29-41
838	Kent Hrbek.....	1981-94
795	Bob Allison.....	1958-70
735	Mickey Vernon.....	1939-48, 50-55
723	Ossie Bluege.....	1922-39
685	Clyde Milan.....	1907-22

### STRIKEOUTS

1629	Harmon Killebrew.....	1954-74
1033	Bob Allison.....	1958-70
975	Torii Hunter.....	1997-2007, 15
965	Kirby Puckett.....	1984-95
<b>948</b>	<b>Joe Mauer.....</b>	<b>2004-17</b>
877	Gary Gaetti.....	1981-90
839	Justin Morneau.....	2003-13
805	Michael Cuddyer.....	2001-11
798	Kent Hrbek.....	1981-94
737	Jacque Jones.....	1999-2005

### STOLEN BASES

495	Clyde Milan.....	1907-22
346	Sam Rice.....	1915-33
321	George Case.....	1937-45, 47
276	Chuck Knoblauch.....	1991-97
271	Rod Carew.....	1967-78
210	Joe Judge.....	1915-32
186	César Tovar.....	1965-72
177	Howie Shanks.....	1912-22
166	Eddie Foster.....	1912-19
166	Bucky Harris.....	1919-28

# PITCHING

## CAREER

### WINS

417	Walter Johnson.....	1907-27
190	Jim Kaat.....	1959-73
149	Bert Blyleven.....	1970-76, 85-88
148	Brad Radke.....	1995-06
145	Camilo Pascual.....	1954-66
128	Jim Perry.....	1963-72
118	Dutch Leonard.....	1938-46
117	Firpo Marberry.....	1923-32, 36
112	Frank Viola.....	1982-89
105	Case Patten.....	1901-08

HISTORY RECORDS



# ALL-TIME TOP TEN

(1901-2017)

## SINGLE SEASON

LOSSES		
26*	Happy Townsend	1904
26*	Bob Groom	1909
25	Walter Johnson	1909
23	Case Patten	1904
23	Beany Jacobson	1904
22	Bill Carrick	1901
22	Case Patten	1903
22	Al Orth	1903
22	Case Patten	1905
21	Harry Harper	1919

## EARNED RUN AVERAGE

1.14*	Walter Johnson	1913
1.27*	Walter Johnson	1918
1.36	Walter Johnson	1910
1.39*	Walter Johnson	1912
1.49*	Walter Johnson	1919
1.55	Walter Johnson	1915
1.65	Walter Johnson	1908
1.69	Bill Burns	1908
1.72	Walter Johnson	1914
1.90	Walter Johnson	1916

## GAMES

90*	Mike Marshall	1979
83**	Eddie Guardado	1996
81	J.C. Romero	2002
79	Eddie Guardado	1998
79*	Matt Guerrier	2009
78*	Bill Campbell	1976
77	Mike Trombley	1998
77	Juan Rincon	2004
76	Bob Wells	1999 and 2000
76	Matt Guerrier	2008

## GAMES STARTED

42*	Walter Johnson	1910
42*	Jim Kaat	1965
41*	Jim Kaat	1966
40	Buddy Groom	1912
40*	Walter Johnson	1914
40*	Jim Perry	1970
40	Bert Blyleven	1973
39**	Dean Chance	1967
39	Dean Chance	1968
39	Jim Perry	1971

## COMPLETE GAMES

38*	Walter Johnson	1910
37	Case Patten	1904
36	Al Orth	1902
36*	Walter Johnson	1911
36*	Walter Johnson	1916
35*	Walter Johnson	1915
34	Bill Carrick	1901
34	Walter Johnson	1912
33	Case Patten	1902
33*	Walter Johnson	1914

## SHUTOUTS

11*	Walter Johnson	1913
9*	Walter Johnson	1914
9*	Bob Porterfield	1953
9*	Bert Blyleven	1973
8**	Camilo Pascual	1961
8	Walter Johnson	1910
8	Walter Johnson	1917
8	Walter Johnson	1918
7	4x, last Walter Johnson	1919

## CAREER

LOSSES		
279	Walter Johnson	1907-27
159	Jim Kaat	1959-73
141	Camilo Pascual	1954-66
139	Brad Radke	1995-06
138	Bert Blyleven	1970-76, 85-88
130	Sid Hudson	1940-52
127	Case Patten	1901-08
125	Tom Hughes	1904-13
112	Pedro Ramos	1955-61
103	Tom Zachary	1919-25, 27-28

## EARNED RUN AVERAGE

2.17	Walter Johnson	1907-27
2.64	Doc Ayers	1913-19
2.67	Dean Chance	1967-69
2.69	Cy Falkenberg	1905-08
2.75	Harry Harper	1913-19
2.76	Charlie Smith	1906-09
2.83	Bert Gallia	1912-17
2.86	Joe Boehling	1912-16
3.02	Tom Hughes	1904-13
3.04	Jim Merritt	1965-68

## GAMES

802	Walter Johnson	1907-27
648	Eddie Guardado	1993-2003, 08
490	Rick Aguilera	1989-99
484	Jim Kaat	1959-73
470	Firpo Marberry	1923-32, 36
460	Joe Nathan	2004-11
432	Camilo Pascual	1954-66
420	Matt Guerrier	2004-10, 14
409	Ben Perkins	2006-17
386	Juan Rincon	2001-08

## GAMES STARTED

666	Walter Johnson	1907-27
433	Jim Kaat	1959-73
377	Brad Radke	1995-06
345	Bert Blyleven	1970-76, 85-88
331	Camilo Pascual	1954-66
259	Frank Viola	1982-89
251	Dutch Leonard	1938-46
249	Jim Perry	1963-72
239	Sid Hudson	1940-52
237	Case Patten	1901-08

## COMPLETE GAMES

531	Walter Johnson	1907-27
206	Case Patten	1901-08
141	Bert Blyleven	1970-76, 85-88
139	Tom Hughes	1904-13
133	Jim Kaat	1959-73
130	Dutch Leonard	1938-46
119	Camilo Pascual	1954-66
112	Sid Hudson	1940-52
104	Bob Groom	1909-13
96	Jim Shaw	1913-21

## SHUTOUTS

110	Walter Johnson	1907-27
31	Camilo Pascual	1954-66
29	Bert Blyleven	1970-76, 85-88
23	Dutch Leonard	1938-46
23	Jim Kaat	1959-73
19	Bob Porterfield	1951-55
17	Case Patten	1901-08
17	Tom Hughes	1904-13
17	Jim Shaw	1913-21
17	Jim Perry	1963-72



# ALL-TIME TOP TEN

[1901-2017]

## SINGLE SEASON

SAVES		
47	Joe Nathan	2009
45*	Eddie Guardado	2002
44	Joe Nathan	2004
43	Joe Nathan	2005
42	Jeff Reardon	1988
42	Rick Aguilera	1991
41	Rick Aguilera	1992
41	Eddie Guardado	2003
39	Joe Nathan	2008
38	Rick Aguilera	1998

INNINGS PITCHED		
371.2*	Walter Johnson	1914
370.0*	Walter Johnson	1910
369.2*	Walter Johnson	1916
369.0	Walter Johnson	1912
357.2	Case Patten	1904
346.0*	Walter Johnson	1913
336.2*	Walter Johnson	1915
327.0*	Alvin Crowder	1932
326.0	Walter Johnson	1917
326.0	Walter Johnson	1918

WALKS		
146	Bobo Newson	1936
143	Ken Chase	1940
137	Jim Shaw	1914
128	Eric Erickson	1920
127	Jim Hughes	1975
124	Jimmie Deshong	1937
123	Jim Shaw	1917
122	Walt Masterson	1948
119	Joe Boehling	1915
116*	Rich Robertson	1996

STRIKEOUTS		
313*	Walter Johnson	1910
303*	Walter Johnson	1912
265*	Johan Santana	2004
258	Bert Blyleven	1973
249	Bert Blyleven	1974
243*	Walter Johnson	1913
238*	Johan Santana	2005
235	Johan Santana	2007
234	Dean Chance	1968
233	Bert Blyleven	1975
228	Bert Blyleven and Walter Johnson*	1972 and 1916

HOME RUNS ALLOWED		
50*	Bert Blyleven	1986
46	Bert Blyleven	1987
43	Pedro Ramos	1957
40**	Brad Radke	1996
39*	Pedro Ramos	1961
39*	Jim Perry	1971
38	Pedro Ramos	1958
38*	Carlos Silva	2006
37	Frank Viola	1986
35	Mike Smithson* and Eric Milton	1984 and 2000

WIN PERCENTAGE		
837*	Walter Johnson (36-7)	1913
800*	Stanley Coveleski (20-5)	1925
800	Firpo Marberry (16-4)	1931
800*	Johan Santana (12-3)	2003
800*	Francisco Liriano (12-3)	2006
774*	Frank Viola (24-7)	1988
773*	Bill Campbell (17-5)	1976
769	Jim Perry (20-6)	1969
769	Johan Santana (20-6)	2004
767*	Walter Johnson (23-7)	1924
760	Johan Santana (19-6)	2006

## CAREER

SAVES		
260	Joe Nathan	2004-11
254	Rick Aguilera	1989-98
120	Glen Perkins	2006-17
116	Eddie Guardado	1993-2003, 08
108	Ron Davis	1982-86
104	Jeff Reardon	1987-89
96	Firpo Marberry	1923-32, 36
88	Al Worthington	1964-69
76	Ron Perranoski	1968-71
54	Mike Marshall	1978-80

INNINGS PITCHED		
5914.2	Walter Johnson	1907-27
3014.2	Jim Kaat	1959-73
2566.2	Bert Blyleven	1970-76, 85-88
2465.0	Camilo Pascual	1954-66
2451.0	Brad Radke	1995-06
2059.1	Case Patten	1901-08
1899.1	Dutch Leonard	1938-46
1883.0	Jim Perry	1963-72
1819.1	Sid Hudson	1940-52
1775.2	Tom Hughes	1904-13

WALKS		
1363	Walter Johnson	1907-27
909	Camilo Pascual	1954-66
729	Jim Kaat	1959-73
720	Sid Hudson	1940-52
694	Walt Masterson	1939-49, 52-53
688	Jim Shaw	1913-21
674	Bert Blyleven	1970-76, 85-88
572	Bump Hadley	1926-31, 35
568	Firpo Marberry	1923-32, 36
567	Tom Hughes	1904-13

STRIKEOUTS		
3509	Walter Johnson	1907-27
2035	Bert Blyleven	1970-76, 85-88
1885	Camilo Pascual	1954-66
1851	Jim Kaat	1959-73
1467	Brad Radke	1995-06
1381	Johan Santana	2000-07
1214	Frank Viola	1982-89
1025	Jim Perry	1963-72
887	Dave Goltz	1972-79
884	Tom Hughes	1904-13

HOME RUNS ALLOWED		
326	Brad Radke	1995-06
279	Jim Kaat	1961-73
243	Bert Blyleven	1970-76, 85-88
214	Camilo Pascual	1961-66
213	Frank Viola	1982-89
209	Pedro Ramos	1955-61
166	Jim Perry	1963-72
149	Eric Mitton	1998-2003
144	Johan Santana	2000-07
128	Chuck Stobbs and Kyle Lohse	1953-61 and 2001-06

WIN PERCENTAGE		
.717	Juan Berenguer (33-13)	1987-90
.698	Dutch Reuther (30-13)	1925-26
.679	Stan Coveleski (36-17)	1925-27
.679	Johan Santana (93-44)	2000-07
.622	Firpo Marberry (117-71)	1923-36
.611	Jesse Crain (33-21)	2004-10
.604	Bill Campbell (32-21)	1973-76
.602	Sam Jones (50-33)	1928-31
.599	Walter Jones (417-279)	1907-27
.598	Earl Whitehill (64-43)	1933-36
.588	Mudcat Grant (50-35)	1964-67

\* led league; \*\* tied for league lead; + led major leagues  
 bold indicates still active with Twins; Career batting based on 2000 at-bats;  
 Season pitching records based on 120 innings pitched; Career pitching records based on 500 innings pitched;  
 Career win percentage determined by at least 25 wins



**BRAND NEW HOME**  
for Minnesota Twins radio!

**WCCO**

**NEWS RADIO**

**830**

Catch Every Twins Game, All Season-Long  
On News Radio 830 WCCO!







**YEAR TO  
YEAR**



# TWINS YEARLY STANDINGS

YEAR	WON	LOST	TIED	PCT.	POS.	GA/GB	MANAGER	ATTENDANCE
1961	25	41	0	.379	9	-17.5	Lavagetto	
	45	49	1	.479			Mele	
	70	90	1	.438	7	-38.0	Combined	1,256,723
1962	91	71	1	.562	2	-5.0	Mele	1,433,116
1963	91	70	0	.565	3	-13.0	Mele	1,406,652
1964	79	83	1	.488	T-6	-20.0	Mele	1,207,514
1965	102	60	0	.630	1	+7.0	Mele	1,463,268
1966	89	73	0	.549	2	-9.0	Mele	1,259,374
1967	25	25	0	.500	6	-6.0	Mele	
	66	46	2	.589			Ermer	
	91	71	2	.562	T-2	-1.0	Combined	1,483,547
1968	79	83	0	.488	7	-24.0	Ermer	1,143,257
1969	97	65	0	.599	1	+9.0	Martin	1,349,327
1970	98	64	0	.605	1	+9.0	Rigney	1,261,887
1971	74	86	0	.463	5	-26.5	Rigney	940,858
1972	36	34	0	.514	3	-9.5	Rigney	
	41	43	0	.488			Quilici	
	77	77	0	.500	3	-15.5	Combined	797,901
1973	81	81	0	.500	3	-13.0	Quilici	907,499
1974	82	80	1	.506	3	-8.0	Quilici	662,401
1975	76	83	0	.478	4	-20.5	Quilici	737,156
1976	85	77	0	.525	3	-5.0	Mauch	715,394
1977	84	77	0	.522	4	-17.5	Mauch	1,162,727
1978	73	89	0	.451	4	-19.0	Mauch	787,878
1979	82	80	0	.506	4	-6.0	Mauch	1,070,521
1980	54	71	0	.432	4	-26.5	Mauch	
	23	13	0	.639			Goryl	
	77	84	0	.478	3	-19.5	Combined	769,206
1981 (1)	11	25	1	.306	6	-11.5	Goryl	
	6	14	0	.300			Gardner	
	17	39	1	.304	7	-18.0	Combined	
1981 (2)	24	29	0	.453	4	-6.0	Gardner	469,206
1982	60	102	0	.370	7	-33.0	Gardner	921,186
1983	70	92	0	.432	T-5	-29.0	Gardner	858,939
1984	81	81	0	.500	T-2	-3.0	Gardner	1,598,692
1985	27	35	0	.436	6	-7.5	Gardner	
	50	50	0	.500			Miller	
	77	85	0	.475	T-4	-14.0	Combined	1,651,814
1986	59	80	0	.425	7	-21.5	Miller	
	12	11	0	.522			Kelly	
	71	91	0	.438	6	-21.0	Combined	1,255,453
1987	85	77	0	.525	1	+2.0	Kelly	2,081,976
1988	91	71	0	.562	2	-13.0	Kelly	3,030,672
1989	80	82	0	.494	5	-19.0	Kelly	2,277,438
1990	74	88	0	.457	7	-29.0	Kelly	1,751,584
1991	95	67	0	.586	1	+8.0	Kelly	2,293,842
1992	90	72	0	.555	2	-6.0	Kelly	2,482,428
1993	71	91	0	.438	T-5	-23.0	Kelly	2,048,673
1994	53	60	0	.469	4	-14.0	Kelly	1,398,565
1995	56	88	0	.389	5	-44.0	Kelly	1,057,667
1996	78	84	0	.481	4	-21.5	Kelly	1,437,352
1997	68	94	0	.420	4	-18.5	Kelly	1,411,064
1998	70	92	0	.432	4	-19.0	Kelly	1,165,980
1999	63	97	1	.394	5	-33.0	Kelly	1,202,829
2000	69	93	0	.426	5	-26.0	Kelly	1,059,715
2001	85	77	0	.525	2	-6.0	Kelly	1,782,926
2002	94	67	0	.584	1	+13.5	Gardnhire	1,924,473
2003	90	72	0	.556	1	+4.0	Gardnhire	1,946,011
2004	92	70	0	.568	1	+9.0	Gardnhire	1,911,418
2005	83	79	0	.512	3	-16.0	Gardnhire	2,304,243
2006	96	66	0	.593	1	+1.0	Gardnhire	2,285,018
2007	79	83	0	.488	3	-17.0	Gardnhire	2,296,383
2008	88	75	0	.540	2	-1.0	Gardnhire	2,302,431
2009	87	76	0	.534	1	+1.0	Gardnhire	2,416,237
2010	94	68	0	.580	1	+6.0	Gardnhire	3,223,640
2011	63	99	0	.389	5	-32.0	Gardnhire	3,168,107
2012	66	96	0	.407	5	-22.0	Gardnhire	2,776,354
2013	66	96	0	.407	4	-27.0	Gardnhire	2,477,644
2014	70	92	0	.432	5	-20.0	Gardnhire	2,250,606
2015	83	79	0	.512	2	-12.0	Molitor	2,220,054
2016	59	103	0	.364	5	-35.5	Molitor	1,963,912
2017	85	77	0	.525	2 (WC)	-17.0	Molitor	2,051,279
<b>TOTALS</b>	<b>4,501</b>	<b>4,594</b>	<b>8</b>	<b>.495</b>				<b>92,572,017</b>



# TWINS SEASON OPENER INFORMATION

## SEASON OPENER RECORD: 25-32

DATE	OPPONENT	W/L	SCORE	WINNING PITCHER	LOSING PITCHER	ATTENDANCE
4-11-61	at New York	W	6-0	Ramos	Ford	14,607
4-10-62	at Kansas City	L	2-4	Rakow	Kralick	21,012
4-9-63	Cleveland	L	4-5	Grant	Pascual	22,091
4-14-64	at Cleveland	W	7-6	Perry	Walker	25,617
4-12-65	New York	W	5-4	Fosnow	Ramos	15,388
4-12-66	Kansas City	W	2-1	Grant	Hunter	21,658
4-11-67	at Baltimore	L	3-6	Drabowsky	Kaat	39,812
4-10-68	at Washington	W	2-0	Chance	Pascual	32,063
4-8-69	at Kansas City	L	3-4	Drabowsky	Grzenia	17,688
4-7-70	at Chicago	W	12-0	Perry	John	11,473
4-6-71	Milwaukee	L	2-7	Pattin	Perry	18,823
4-15-72	at Oakland	L	3-3	Locker	LaRoche	9,912
4-6-73	at Oakland	W	8-4	Byleven	Hunter	38,207
4-5-74	at Kansas City	W	6-4	Campbell	McDaniel	31,781
4-5-75	at Texas	W	11-4	Byleven	Jenkins	28,787
4-9-76	at Texas	L	1-2	Perry	Campbell	28,947
4-9-77	at Oakland	L	4-7	Torrez	Schueler	12,562
4-5-78	at Seattle	L	2-3	Abbott	Goltz	45,235
4-6-79	at Oakland	W	5-3	Goltz	Laneford	10,387
4-10-80	at Oakland	W	9-3	Corbett	McCarthy	24,415
4-9-81	Oakland	L	1-5	Norris	Koosman	42,658
4-6-82	Seattle	L	7-11	Bannister	Redfern	52,279
4-5-83	Detroit	L	3-11	Morris	Havens	30,961
4-3-84	Detroit	L	1-8	Morris	Williams	34,381
4-9-85	at California	W	6-2	Viola	Witt	35,244
4-8-86	at Oakland	W	3-2	Viola	Codirolì	44,726
4-7-87	Oakland	W	5-4	Frazier	Krueger	43,548
4-5-88	at New York	L	0-8	Rhoden	Viola	55,802
4-4-89	New York	L	2-4	John	Viola	52,394
4-9-90	at Oakland	L	3-8	Stewart	Anderson	48,219
4-9-91	at Oakland	L	2-7	Stewart	Morris	44,373
4-6-92	at Milwaukee	W	4-2	Willis	Nunez	52,470
4-6-93	Chicago	L	5-10	McDowell	Tapani	51,617
4-5-94	California	L	2-8	Langston	Tapani	41,012
4-26-95	at Boston	L	0-9	Sele	Erickson	32,980
4-1-96	Detroit	W	8-6	Radke	Lira	30,185
4-1-97	Detroit	W	7-5	Naulty	Miceli	43,216
4-1-98	at Toronto	L	2-3	Clemens	Tewksbury	41,387
4-6-99	Toronto	W	6-1	Radke	Hentgen	45,601
4-3-00	Tampa Bay	L	0-7	Trachsel	Radke	43,830
4-3-01	at Detroit	W	3-2	Radke	Weaver	40,104
4-1-02	at Kansas City	W	8-6	Romero	Bailey	40,605
3-31-03	at Detroit	W	3-1	Radke	Maroth	40,427
4-5-04	Cleveland	W	7-4	Rincon	Durbin	49,584
4-4-05	at Seattle	L	1-5	Moyer	Radke	46,249
4-4-06	at Toronto	L	3-6	Halladay	Santana	50,449
4-2-07	Baltimore	W	7-4	Santana	Bedard	48,711
3-31-08	Los Angeles - AL	W	3-2	Hernandez	Weaver	49,596
4-6-09	Seattle	L	1-6	Hernandez	Liriano	48,514
4-5-10	at Los Angeles - AL	L	3-6	Weaver	Baker	43,504
4-1-11	at Toronto	L	3-13	Romero	Pavano	47,984
4-6-12	at Baltimore	L	2-4	Arrieta	Pavano	46,773
4-1-13	Detroit	L	2-4	Verlander	Worley	38,282
3-31-14	at Chicago-AL	L	3-5	Sale	Nolasco	37,422
4-6-15	at Detroit	L	0-4	Price	Hughes	45,030
4-4-16	at Baltimore	L	2-3	Britton	Jepsen	45,785
4-3-17	vs. Kansas City	W	7-1	Santana	Strahm	39,615

YEAR TO YEAR

### SINGLE-DATE ATTENDANCE RECORDS IN MINNESOTA BY EACH CLUB

CLUB	TOP ATTENDANCE	DAY/NIGHT	DATE
Arizona	31,497	Night	Sunday, June 22, 2008
Atlanta	40,001	Night	Friday, June 11, 2010
Baltimore	52,284	Night	Friday, July 22, 1988
Boston	44,091	Night	Tuesday, July 5, 1988
Chicago-AL	51,617	Night	Tuesday, April 6, 1993
Chicago-NL	42,304	Night	Saturday, June 24, 2006
Cincinnati	35,034	Night	Friday, July 6, 2001
Cleveland	49,653	Night	Saturday, April 29, 1989
Colorado	40,814	Night	Wednesday, June 16, 2010
Detroit	54,088	Day	Tuesday, October 6, 2009
Houston	39,659	Day	Sunday, June 21, 2009
Kansas City	53,106	Day	Sunday, Sept. 27, 1987
Los Angeles-AL	52,625	Night	Saturday, Oct. 1, 1988
Los Angeles-NL	39,775	Night	Tuesday, June 28, 2011
Miami	29,448	Day	Sunday, June 9, 2002
Milwaukee	52,293	Night	Saturday, July 9, 1988
New York-AL	52,394	Night	Tuesday, April 4, 1989
New York-NL	30,913	Day	Monday, August 19, 2013
Oakland	52,008	Night	Saturday, June 4, 1988
Philadelphia	32,622	Night	Tuesday, June 12, 2012
Pittsburgh	37,273	Day	Wednesday, July 29, 2015
San Diego	28,852	Night	Tuesday, September 12, 2017
San Francisco	25,613	Night	Wednesday, June 15, 2005
St. Louis	35,002	Night	Saturday, June 27, 1998
Seattle	52,279	Night	Tuesday, April 6, 1982
Tampa Bay	43,830	Night	Monday, April 3, 2000
Texas	53,031	Night	Friday, April 10, 1992
Toronto	53,067	Night	Friday, April 8, 1988
Washington	24,793	Day	Thursday, June 19, 2008



## OPENING DAY LINEUPS 1961-1984

<b>1961</b> at New York	Pos.	<b>1962</b> at Kansas City	Pos.	<b>1963</b> vs. Cleveland	Pos.	<b>1964</b> at Cleveland	Pos.
Versalles	SS	Green	CF	Green	CF	Rollins	3B
Green	CF	Power	1B	Power	1B	Oliva	RF
Killebrew	1B	Killebrew	LF	Killebrew	LF	Allison	1B
Lemon	LF	Allison	RF	Allison	RF	Hall	CF
Allison	RF	Battley	C	Allen	2B	Killebrew	LF
Battley	C	Allen	2B	Battley	C	Battley	C
Bertoia	3B	Versalles	SS	Banks	3B	Versalles	SS
Gardner	2B	Rollins	3B	Versalles	SS	Allen	2B
Ramos	P	Kralick	P	Pascual	P	Pascual	P
Lavagetto	Mgr.	Mele	Mgr.	Mele	Mgr.	Mele	Mgr.
<b>1965</b> vs. New York	Pos.	<b>1966</b> vs. Kansas City	Pos.	<b>1967</b> at Baltimore	Pos.	<b>1968</b> at Washington	Pos.
Versalles	SS	Versalles	SS	Tovar	CF	Tovar	3B
Kindall	2B	Valdespino	LF	Rollins	3B	Carew	2B
Rollins	3B	Oliva	RF	Oliva	RF	Oliva	RF
Oliva	RF	Killebrew	3B	Killebrew	1B	Killebrew	1B
Killebrew	1B	Mincher	1B	Allison	LF	Allison	LF
Hall	CF	Hall	CF	Carew	2B	Roseboro	C
Allison	LF	Battley	C	Battley	C	Hernandez	SS
Zimmerman	C	Allen	2B	Versalles	SS	Uhlhaender	CF
Kaat	P	Grant	P	Kaat	P	Chance	P
Mele	Mgr.	Mele	Mgr.	Mele	Mgr.	Ermer	Mgr.
<b>1969</b> at Kansas City	Pos.	<b>1970</b> at Chicago	Pos.	<b>1971</b> vs. Milwaukee	Pos.	<b>1972</b> at Oakland	Pos.
Tovar	CF	Tovar	CF	Tovar	CF	Tovar	RF
Carew	2B	Carew	2B	Carew	2B	Thompson	SS
Oliva	RF	Killebrew	3B	Oliva	RF	Carew	2B
Killebrew	3B	Oliva	RF	Killebrew	3B	Killebrew	1B
Nettles	LF	Alyea	LF	Reese	1B	Darwin	CF
Reese	1B	Reese	1B	Alyea	LF	Brye	LF
Cardenas	SS	Mitterwald	C	Cardenas	SS	Soderholm	3B
Roseboro	C	Cardenas	SS	Mitterwald	C	Roof	C
Hall	P	Perry	P	Perry	P	Blyleven	P
Martin	Mgr.	Rigney	Mgr.	Rigney	Mgr.	Rigney	Mgr.
<b>1973</b> at Oakland	Pos.	<b>1974</b> at Kansas City	Pos.	<b>1975</b> at Texas	Pos.	<b>1976</b> at Texas	Pos.
Hisle	CF	Ferrer	SS	Carew	2B	Carew	1B
Carew	2B	Carew	2B	Bostock	CF	Ford	RF
Darwin	RF	Hisle	CF	Hisle	LF	Braun	DH
Oliva	DH	Lis	1B	Darwin	RF	Hisle	LF
Braun	3B	Darwin	RF	Oliva	DH	Bostock	CF
Lis	1B	Killebrew	DH	Soderholm	3B	Wynegar	C
Thompson	SS	Braun	LF	Braun	1B	McKay	3B
Mitterwald	C	Hundley	C	Thompson	SS	Terrell	2B
Holt	LF	Terrell	3B	Borgmann	C	Thompson	SS
Blyleven	P	Blyleven	P	Blyleven	P	Blyleven	P
Quilici	Mgr.	Quilici	Mgr.	Quilici	Mgr.	Mauch	Mgr.
<b>1977</b> at Oakland	Pos.	<b>1978</b> at Seattle	Pos.	<b>1979</b> at Oakland	Pos.	<b>1980</b> at Oakland	Pos.
Wynegar	C	Powell	RF	Cubbage	3B	Cubbage	1B
Smalley	SS	Smalley	SS	Smalley	SS	Wilfong	2B
Carew	1B	Carew	1B	Landreaux	LF	Smalley	SS
Bostock	CF	Adams	DH	Jackson	1B	Landreaux	LF
Hisle	LF	Wynegar	C	Adams	DH	Goodwin	DH
Ford	RF	Ford	CF	Wynegar	C	Sofield	CF
Kusick	DH	Cubbage	3B	Sofield	RF	Wynegar	C
Cubbage	3B	Norwood	LF	Norwood	CF	Powell	RF
Randall	2B	Wilfong	2B	Wilfong	2B	Castino	3B
Goltz	P	Goltz	P	Goltz	P	Koosman	P
Mauch	Mgr.	Mauch	Mgr.	Mauch	Mgr.	Mauch	Mgr.
<b>1981</b> vs. Oakland	Pos.	<b>1982</b> vs. Seattle	Pos.	<b>1983</b> vs. Detroit	Pos.	<b>1984</b> vs. Detroit	Pos.
Powell	RF	Eisenreich	CF	Eisenreich	CF	Eisenreich	CF
Wilfong	2B	Ward	DH	Castino	2B	Teufel	2B
Castino	3B	Engle	RF	Ward	LF	Hrbek	1B
Smalley	SS	Smalley	SS	Hrbek	1B	Brunansky	RF
Adams	DH	Hrbek	1B	Brunansky	RF	Bush	DH
Ward	LF	Gaetti	3B	Gaetti	3B	Gaetti	3B
Hatcher	1B	Wynegar	C	Bush	DH	Hatcher	LF
Johnston	CF	Wilfong	2B	Laudner	C	Laudner	C
Smith	C	Hatcher	LF	Faedo	SS	Faedo	SS
Koosman	P	Redfern	P	Havens	P	Williams	P
Goryl	Mgr.	Gardner	Mgr.	Gardner	Mgr.	Gardner	Mgr.



# OPENING DAY LINEUPS 1985-2008

<b>1985</b>		<b>1986</b>		<b>1987</b>		<b>1988</b>	
at California	Pos.	at Oakland	Pos.	vs. Oakland	Pos.	at New York	Pos.
Puckett	CF	Puckett	CF	Gladden	DH	Gladden	LF
Hatcher	LF	Hatcher	LF	Lombardozi	2B	Gagne	SS
Hrbek	1B	Hrbek	1B	Puckett	CF	Puckett	CF
Smalley	SS	Brunansky	RF	Gaetti	3B	Hrbek	1B
Brunansky	RF	Salas	C	Hrbek	1B	Gaetti	3B
Stenhouse	DH	Gaetti	3B	Brunansky	RF	Bush	DH
Gaetti	3B	Smalley	DH	Davidson	LF	Brunansky	RF
Teufel	2B	Gagne	SS	Gagne	SS	Nieto	C
Laudner	C	Lombardozi	2B	Nieto	C	Lombardozi	2B
Viola	P	Viola	P	Byleven	P	Viola	P
Gardner	Mgr.	Miller	Mgr.	Kelly	Mgr.	Kelly	Mgr.
<b>1989</b>		<b>1990</b>		<b>1991</b>		<b>1992</b>	
vs. New York	Pos.	at Oakland	Pos.	at Oakland	Pos.	at Milwaukee	Pos.
Gladden	LF	Gladden	LF	Gladden	LF	Mack	LF
Backman	2B	Bush	RF	Knoblauch	2B	Knoblauch	2B
Puckett	CF	Puckett	CF	Puckett	RF	Puckett	CF
Gaetti	3B	Hrbek	1B	Hrbek	1B	Davis	DH
Hrbek	1B	Gaetti	3B	Davis	DH	Harper	C
Laudner	C	Harper	C	Harper	C	Larkin	1B
Castillo	RF	Larkin	DH	Pagliarulo	3B	Munoz	RF
Larkin	DH	Gagne	SS	Mack	CF	Leius	3B
Gagne	SS	Newman	2B	Gagne	SS	Gagne	SS
Viola	P	Anderson	P	Morris	P	Erickson	P
Kelly	Mgr.	Kelly	Mgr.	Kelly	Mgr.	Kelly	Mgr.
<b>1993</b>		<b>1994</b>		<b>1995</b>		<b>1996</b>	
vs. Chicago	Pos.	vs. California	Pos.	at Boston	Pos.	vs. Detroit	Pos.
Knoblauch	2B	Becker	CF	Knoblauch	2B	Knoblauch	2B
Mack	LF	Knoblauch	2B	Cole	CF	Becker	CF
Puckett	CF	Puckett	RF	Puckett	RF	Molitor	DH
Hrbek	1B	Winfield	DH	Munoz	DH	Cordova	LF
Winfield	DH	Munoz	LF	Maas	1B	Myers	C
Munoz	RF	Hrbek	1B	Cordova	LF	Hollins	3B
Harper	C	Walbeck	C	Leius	3B	Stahoviak	1B
Pagliarulo	3B	Leius	3B	Meares	SS	Meares	SS
Leius	SS	Meares	SS	Walbeck	C	Lawton	RF
Tapani	P	Tapani	P	Erickson	P	Radke	P
Kelly	Mgr.	Kelly	Mgr.	Kelly	Mgr.	Kelly	Mgr.
<b>1997</b>		<b>1998</b>		<b>1999</b>		<b>2000</b>	
vs. Detroit	Pos.	at Toronto	Pos.	vs. Toronto	Pos.	vs. Tampa Bay	Pos.
Knoblauch	2B	Nixon	CF	Hunter	CF	Walker	2B
Becker	CF	Gates	2B	Allen	LF	Guzman	SS
Molitor	DH	Molitor	DH	Walker	2B	Lawton	RF
Cordova	LF	Merced	1B	Coomer	3B	Huskey	DH
Lawton	RF	Cordova	LF	Lawton	RF	Koskie	3B
Steinbach	C	Lawton	RF	Cordova	DH	Coomer	1B
Stahoviak	1B	Coomer	3B	Mientkiewicz	1B	Jones	LF
Meares	SS	Steinbach	C	Steinbach	C	LeCroy	C
Walker	3B	Meares	SS	Guzman	SS	Hunter	CF
Radke	P	Tewksbury	P	Radke	P	Radke	P
Kelly	Mgr.	Kelly	Mgr.	Kelly	Mgr.	Kelly	Mgr.
<b>2001</b>		<b>2002</b>		<b>2003</b>		<b>2004</b>	
at Detroit	Pos.	at Kansas City	Pos.	at Detroit	Pos.	vs. Cleveland	Pos.
Guzman	SS	Jones	LF	Jones	LF	Stewart	LF
Rivas	2B	Guzman	SS	Guzman	SS	Rivas	2B
Lawton	RF	Mientkiewicz	1B	Hunter	CF	Mientkiewicz	1B
Koskie	3B	Ortiz	DH	LeCroy	DH	Koskie	3B
Ortiz	DH	Hunter	CF	Cuddyer	3B	Hunter	CF
Hunter	CF	Koskie	3B	Mientkiewicz	1B	Jones	RF
Jones	LF	Buchanan	RF	Mohr	RF	LeCroy	DH
Mientkiewicz	1B	Pierzynski	C	Pierzynski	C	Mauer	C
Pierzynski	C	Rivas	2B	Rivas	2B	Guzman	SS
Radke	P	Radke	P	Radke	P	Radke	P
Kelly	Mgr.	Gardenhire	Mgr.	Gardenhire	Mgr.	Gardenhire	Mgr.
<b>2005</b>		<b>2006</b>		<b>2007</b>		<b>2008</b>	
at Seattle	Pos.	at Toronto	Pos.	vs. Baltimore	Pos.	vs. Los Angeles-AL	Pos.
Stewart	LF	Stewart	LF	Castillo	2B	Gomez	CF
Bartlett	SS	Castillo	2B	Punto	3B	Mauer	C
Mauer	C	Mauer	C	Mauer	C	Cuddyer	RF
Morneau	1B	White	DH	Cuddyer	RF	Morneau	1B
Hunter	CF	Hunter	CF	Morneau	1B	Young	LF
Jones	RF	Morneau	1B	Hunter	CF	Monroe	DH
Ford	DH	Batista	3B	White	LF	Lamb	3B
Cuddyer	3B	Kubel	RF	Cirillo	DH	Harris	2B
Rivas	2B	Castro	SS	Bartlett	SS	Everett	SS
Radke	P	Santana	P	Santana	P	Hernandez	P
Gardenhire	Mgr.	Gardenhire	Mgr.	Gardenhire	Mgr.	Gardenhire	Mgr.

YEAR TO YEAR



# OPENING DAY LINEUPS 2009-2017

2009		2010		2011		2012		2013	
Seattle	Pos.	at Los Angeles-AL	Pos.	at Toronto	Pos.	at Baltimore	Pos.	Detroit	Pos.
Span	LF	Span	CF	Span	CF	Span	CF	Hicks	CF
Casilla	2B	Hudson	2B	Nishioka	2B	Carroll	SS	Mauer	C
Cuddyer	RF	Mauer	C	Mauer	C	Mauer	C	Willingham	C
Morneau	1B	Morneau	1B	Morneau	1B	Morneau	DH	Morneau	1B
Kubel	DH	Cuddyer	RF	Young	LF	Willingham	LF	Doumit	DH
Crede	3B	Kubel	DH	Cuddyer	RF	Doumit	RF	Plouffe	RF
Gomez	CF	Young	LF	Kubel	DH	Vaencia	3B	Parmelee	3B
Redmond	C	Hardy	SS	Valencia	3B	Parmelee	1B	Dozier	2B
Punto	SS	Punto	3B	Casilla	SS	Casilla	2B	Florimon	SS
Liriano	P	Baker	P	Pavano	P	Pavano	P	Worley	P
Gardenhire	Mgr.	Gardenhire	Mgr.	Gardenhire	Mgr.	Gardenhire	Mgr.	Gardenhire	Mgr.

2014		2015		2016		2017	
at Chicago-AL	Pos.	at Detroit	Pos.	at Baltimore	Pos.	Kansas City	Pos.
Dozier	2B	D. Santana	SS	Dozier	2B	Dozier	2B
Suzuki	C	Dozier	2B	Mauer	1B	Grossman	DH
Mauer	1B	Mauer	1B	Sanó	RF	Buxton	CF
Willingham	LF	Hunter	RF	Plouffe	3B	Mauer	1B
Colabello	DH	Vargas	DH	Rosario	LF	Sanó	3B
Plouffe	3B	Plouffe	3B	Park	DH	Castro	C
Arcia	RF	Arcia	LF	Escobar	SS	Polanco	SS
Hicks	CF	Suzuki	C	Suzuki	C	Kepler	RF
Florimon	SS	Schafer	CF	Buxton	CF	Rosario	LF
Nolasco	P	Hughes	P	E. Santana	P	E. Santana	P
Gardenhire	Mgr.	Molitor	Mgr.	Molitor	Mgr.	Molitor	Mgr.

## OPENING DAY INFORMATION

**Earliest:** March 31, 2003 at DET; March 31, 2008 vs. LAA; and March 31, 2014 at CWS

**Latest:** April 26, 1995 at BOS

**Largest crowd:** 55,802, April 5, 1988 at NYY

**Smallest crowd:** 9,912, April 15, 1972 at OAK

**Coldest Temperature:** 33 degrees, April 14, 1962 vs. LAA

## Twins Opening Day Opponents through the Years:

Oakland-12, Detroit-8, Toronto-5, New York-AL-4, Los Angeles-AL-4, Baltimore-4, Chicago-AL-3, Cleveland-3, Kansas City-5, Seattle-3, Milwaukee-2, Texas-2, Boston-1, Tampa Bay-1, Washington-1

## TWINS ALL-TIME OPENING DAY STARTING PITCHERS

Year	Opp.	Pitcher (Line)
1961	at NYY	Pedro Ramos (W, 9.0 IP, 3 H, 0 R, 0 ER, 1 BB, 5 K)
1962	at KC	Jack Kralick (L, 6.0 IP, 5 H, 4 R, 4 ER, 0 BB, 3 K)
1963	CLE	Camilo Pascual (L, 7.0 IP, 6 H, 5 R, 5 ER, 2 BB, 3 K)
1964	at CLE	Camilo Pascual (ND, 3.0 IP, 7 H, 5 R, 5 ER, 2 BB, K)
1965	NYY	Jim Kaat (ND, 9.0 IP, 5 H, 4 R, 4 ER, 1 BB, 2 K)
1966	KC	Mudcat Grant (W, 9.0 IP, 6 H, 1 R, 1 ER, 2 BB, 1 K)
1967	at BAL	Jim Kaat (L, 4.0 IP, 4 H, 4 R, 4 ER, 1 BB, 3 K)
1968	at WAS	Dean Chance (W, 9.0 IP, 4 H, 0 R, 0 ER, 0 BB, 8 K)
1969	at KC	Tom Hall (ND, 5.2 IP, 9 H, 3 R, 1 ER, 0 BB, 2 K)
1970	at CWS	Jim Perry (W, 9.0 IP, 6 H, 0 R, 0 ER, 4 BB, 6 K)
1971	MIL	Jim Perry (L, 4.2 IP, 7 H, 3 R, 3 ER, 3 BB, 1 K)
1972	at OAK	Bert Blyleven (ND, 6.0 IP, 5 H, 2 R, 2 ER, 1 BB, 1 K)
1973	at OAK	Bert Blyleven (W, 9.0 IP, 10 H, 3 R, 2 ER, 2 BB, 7 K)
1974	at OAK	Bert Blyleven (ND, 9.0 IP, 9 H, 4 R, 3 ER, 3 BB, 6 K)
1975	at TEX	Bert Blyleven (W, 6.1 IP, 6 H, 4 R, 4 ER, 4 BB, 8 K)
1976	at OAK	Bert Blyleven (ND, 9.0 IP, 6 H, 1 R, 1 ER, 0 BB, 8 K)
1977	at TEX	Dave Goltz (ND, 4.1 IP, 5 H, 4 R, 3 ER, 4 BB, 3 K)
1978	at SEA	Dave Goltz (W, 8.0 IP, 9 H, 3 R, 3 ER, 2 BB, 6 K)
1979	at OAK	Dave Goltz (W, 8.1 IP, 8 H, 3 R, 3 ER, 1 BB, 3 K)
1980	at OAK	Jerry Koonsman (ND, 6.2 IP, 7 H, 4 R, 4 ER, 1 BB, 4 K)
1981	OAK	Jerry Koonsman (L, 7.1 IP, 8 H, 4 R, 4 ER, 4 BB, 3 K)
1982	SEA	Pete Redfern (L, 5.0 IP, 6 H, 5 R, 5 ER, 1 BB, 2 K)
1983	DET	Brad Havens (L, 1.1 IP, 7 H, 8 R, 8 ER, 3 BB, 2 K)
1984	DET	Al Williams (ND, 6.1 IP, 8 H, 6 R, 6 ER, 2 BB, 2 K)
1985	at CAL	Frank Viola (W, 7.2 IP, 4 H, 2 R, 2 ER, 3 BB, 2 K)
1986	at OAK	Frank Viola (W, 7.0 IP, 7 H, 2 R, 2 ER, 3 BB, 2 K)
1987	OAK	Bert Blyleven (ND, 8.0 IP, 4 H, 4 R, 4 ER, 3 BB, 6 K)
1988	at NYY	Frank Viola (L, 5.0 IP, 8 H, 6 R, 6 ER, 1 BB, 6 K)
1989	NYY	Frank Viola (L, 6.0 IP, 8 H, 3 R, 3 ER, 4 BB, 1 K)
1990	at OAK	Allan Anderson (L, 4.0 IP, 7 H, 5 R, 4 ER, 3 BB, 1 K)
1991	at OAK	Jack Morris (L, 4.2 IP, 8 H, 7 R, 3 ER, 5 BB, 4 K)
1992	at MIL	Scott Erickson (ND, 6.0 IP, 5 H, 2 R, 2 ER, 2 BB, 1 K)
1993	CWS	Kevin Tapani (L, 3.1 IP, 8 H, 9 R, 8 ER, 1 BB, 2 K)
1994	CAL	Kevin Tapani (L, 3.2 IP, 10 H, 7 R, 7 ER, 3 BB, 1 K)
1995	at BOS	Scott Erickson (L, 4.2 IP, 7 H, 2 R, 1 ER, 2 BB, 3 K)
1996	DET	Brad Radke (W, 6.0 IP, 5 H, 1 R, 1 ER, 2 BB, 8 K)
1997	DET	Brad Radke (ND, 5.0 IP, 7 H, 5 R, 5 ER, 2 BB, 4 K)

Year	Opp.	Pitcher (Line)
1998	at TOR	Bob Tewksbury (L, 6.0 IP, 5 H, 3 R, 3 ER, 2 BB, 2 K)
1999	TOR	Brad Radke (W, 7.0 IP, 8 H, 1 R, 1 ER, 0 BB, 5 K)
2000	TB	Brad Radke (L, 5.0 IP, 9 H, 6 R, 6 ER, 0 BB, 4 K)
2001	at DET	Brad Radke (W, 8.0 IP, 6 H, 1 R, 1 ER, 1 BB, 2 K)
2002	at KC	Brad Radke (ND, 4.1 IP, 8 H, 6 R, 5 ER, 0 BB, 2 K)
2003	at DET	Brad Radke (W, 6.2 IP, 3 H, 1 R, 1 ER, 1 BB, 3 K)
2004	CLE	Brad Radke (ND, 6.0 IP, 11 H, 4 R, 2 ER, 0 BB, 3 K)
2005	at SEA	Brad Radke (L, 7.0 IP, 5 H, 5 R, 4 ER, 0 BB, 5 K)
2006	at TOR	Johan Santana (L, 5.2 IP, 10 H, 4 R, 4 ER, 1 BB, 3 K)
2007	BAL	Johan Santana (W, 6.0 IP, 7 H, 4 R, 4 ER, 2 BB, 6 K)
2008	LAA	Livan Hernandez (W, 7.0 IP, 7 H, 2 R, 2 ER, 0 BB, K)
2009	SEA	Francisco Liriano (L, 7.0 IP, 4 H, 4 R, 4 ER, 0 BB, 3 K)
2010	at LAA	Scott Baker (L, 4.2 IP, 5 H, 4 R, 4 ER, 3 BB, 3 K)
2011	at TOR	Carl Pavano (L, 4.0 IP, 6 H, 8 R, 7 ER, 2 BB, 3 K)
2012	at BAL	Carl Pavano (L, 7.0 IP, 5 H, 4 R, 4 ER, 2 BB, 1 K)
2013	DET	Vance Worley (L, 6.0 IP, 8 H, 3 R, 3 ER, 1 BB, 3 K)
2014	at CWS	Ricky Nolasco (L, 6.0 IP, 10 H, 5 R, 5 ER, 2 BB, 4 K)
2015	at DET	Phil Hughes (L, 6.0 IP, 8 H, 4 R, 4 ER, 1 BB, 6 K)
2016	at BAL	Ervin Santana (ND, 2.0 IP, 2 H, 0 R, 2 ER, 2 BB, 3 K)
2017	KC	Ervin Santana (W, 7.0 IP, 2 H, 1 ER, 2 BB, 3 K)

## TWINS MOST OPENING DAY STARTS

Player	Starts
Killebrew	13
Mauer	13
Carew	12
Hrbek	12
Puckett	11
Oliva	10
Pitcher	
Radke	9
Blyleven	6
Viola	4
Goltz	3
9 pitchers tied	2



# YEAR-BY-YEAR TEAM STATISTICS

## 1961 TWINS STATISTICS

### Batting: (9th in A.L.)

PLAYER	AVG	G	AB	R	H	TB	2B	3B	HR	RBI	BB	SO	SB	GDP
Allison	.245	159	556	83	136	250	21	3	29	105	103	100	2	17
Altobelli	.221	41	95	10	21	34	2	1	3	14	13	14	0	2
Arrigo	.500	2	2	0	1	0	0	0	0	0	0	0	0	0
Battley	.302	133	460	70	139	216	24	1	17	55	53	65	3	18
Bequer	.238	57	84	13	20	40	1	2	5	18	2	12	0	1
Bertola	.212	95	104	17	22	27	2	0	0	8	20	12	0	3
Conzolo	.000	11	6	0	0	0	0	0	0	0	0	1	0	0
Cueto	.000	4	6	1	0	0	0	0	0	0	0	1	0	0
Dobbek	.168	72	125	12	21	38	3	1	4	14	13	18	1	2
Dotter	.000	1	1	0	0	0	0	0	0	0	0	0	0	0
Gardner	.235	45	153	13	36	48	9	0	1	11	11	14	0	7
Giel	.500	5	2	0	1	1	0	0	0	0	0	1	0	0
Green	.285	156	600	92	171	240	28	7	9	50	81	50	17	5
Henry	.143	20	28	1	4	4	0	0	0	3	2	7	0	3
Jacobs	.250	4	8	0	2	2	0	0	0	0	0	2	0	0
Kaat	.238	33	63	10	15	20	3	1	0	4	4	13	0	2
Killebrew	.288	150	541	94	156	328	20	7	46	122	107	109	1	11
Kralick	.151	37	86	8	15	22	0	0	0	6	2	14	0	0
Lee	.089	15	28	2	2	2	0	0	0	2	0	12	0	0
Lemon	.258	129	423	57	109	179	26	1	14	52	44	98	1	11
Leptic	.170	47	112	11	19	45	3	1	7	19	8	31	1	2
Martin	.246	108	374	44	92	135	15	5	6	36	13	42	3	9
McDevitt	.000	4	4	1	0	0	0	0	0	0	0	4	0	0
Mincher	.188	35	101	18	19	41	5	1	5	11	22	12	0	5
Moore	.000	6	4	0	0	0	0	0	0	0	2	1	0	1
Naragon	.302	57	139	10	42	52	2	1	2	11	4	8	0	5
Palmquist	.000	2	3	1	0	0	0	0	0	0	0	0	0	0
Pascual	.165	33	85	4	14	17	3	0	0	4	5	15	0	5
Pleis	.172	37	93	8	16	26	1	0	0	0	5	0	0	0
Ramos	.294	13	17	3	5	8	1	0	0	3	2	2	0	0
Rollins	.000	4	6	3	0	0	0	0	0	0	2	0	0	0
Sadowski	.000	4	18	3	5	9	1	0	1	3	2	4	0	0
Schroll	.278	6	16	3	5	9	1	0	1	3	2	4	0	0
Snyder	.000	3	5	0	0	0	0	0	0	0	0	1	0	0
Stange	.000	1	1	0	0	0	0	0	0	0	0	1	0	0
Stobbs	.375	6	8	2	3	4	1	0	0	1	1	2	0	0
Tuttle	.246	137	370	38	91	124	12	3	5	38	43	41	1	13
Valdivieso	.195	76	149	15	29	37	5	0	1	9	8	18	1	6
Vale	.156	33	32	0	5	7	2	0	0	4	3	3	0	2
Versalles	.280	129	510	65	143	199	25	5	7	53	25	61	16	8
Whisenant	.000	10	6	1	0	0	0	0	0	0	1	2	0	0
<b>TOTALS</b>	<b>.250</b>	<b>161</b>	<b>5417</b>	<b>707</b>	<b>1353</b>	<b>2149</b>	<b>215</b>	<b>40</b>	<b>167</b>	<b>665</b>	<b>597</b>	<b>840</b>	<b>47</b>	<b>141</b>

### Pitching: (7th in A.L.)

PLAYER	W	L	ERA	G	GS	CG	SHO	SV	IP	H	R	ER	HR	BB	SO
Arrigo	0	1	10.24	7	2	0	0	-	9.2	9	12	11	0	10	6
Bequer	0	0	27.00	1	0	0	0	-	1.0	4	3	3	0	1	0
Bruckbauer	0	0	INF	1	0	0	0	-	0.0	3	3	0	1	0	0
Cueto	1	3	8.18	7	5	0	0	-	21.1	27	24	17	7	10	5
Dotter	0	0	9.00	2	0	0	0	-	6.0	6	6	6	0	4	2
Giel	1	0	9.78	12	0	0	0	-	19.1	24	27	21	6	17	14
Kaat	9	17	3.90	36	29	8	1	-	200.2	187	105	87	12	82	122
Kralick	13	11	3.61	33	33	11	2	-	242.0	257	101	97	21	64	137
Lee	3	6	3.52	37	10	4	0	-	115.0	93	49	45	12	35	65
McDevitt	1	0	2.36	16	1	0	0	-	26.2	20	11	7	1	19	15
Moore	4	4	3.27	46	1	0	0	-	56.1	48	23	23	7	38	45
Palmquist	1	1	9.70	9	2	0	0	-	21.1	33	23	22	7	13	13
Pascual	15	16	3.46	35	33	15	8	-	252.1	205	114	97	26	100	221
Pleis	4	2	4.95	37	0	0	0	-	56.1	59	35	31	4	34	32
Ramos	11	20	3.95	42	34	9	3	-	264.1	265	134	116	39	79	174
Sadowski	0	2	6.82	15	1	0	0	-	33.0	49	29	25	6	11	12
Schroll	4	4	5.22	11	8	2	0	-	50.0	53	36	29	5	27	24
Stange	1	0	2.92	7	0	0	0	-	12.1	15	6	4	1	10	10
Stobbs	2	3	7.46	24	3	0	0	-	44.2	56	37	37	8	15	17
<b>TOTALS</b>	<b>70</b>	<b>90</b>	<b>4.28</b>	<b>161</b>	<b>49</b>	<b>14</b>	<b>-</b>	<b>1432.1</b>	<b>1415</b>	<b>778</b>	<b>681</b>	<b>163</b>	<b>50</b>	<b>70</b>	<b>914</b>

## 1962 TWINS STATISTICS

### Batting: (3rd in A.L.)

PLAYER	AVG	G	AB	R	H	TB	2B	3B	HR	RBI	BB	SO	SB	GDP
Allen	.269	159	573	79	154	231	27	7	12	64	62	82	0	10
Allison	.266	149	519	102	138	265	24	8	29	102	84	115	8	12
Arrigo	1	0	0	0	0	0	0	0	0	0	0	0	0	0
Banks	.252	63	103	22	26	42	0	2	4	15	21	27	0	6
Battley	.280	148	522	58	146	205	20	3	11	57	57	48	0	18
Bonikowski	.148	29	27	3	4	4	0	0	0	0	1	15	0	0
Celium	.000	8	4	0	0	0	0	0	0	0	1	0	0	0
Donohue	.000	6	5	0	0	0	0	0	0	0	0	1	0	0
Domez	.000	6	5	0	0	0	0	0	0	0	0	1	0	0
Gent	.192	37	26	6	5	13	0	1	2	2	2	6	0	1
Green	.271	158	619	97	168	249	33	3	14	63	88	36	8	8
Kaat	.180	48	100	9	18	26	3	1	1	10	8	40	0	0
Killebrew	.243	155	552	85	134	301	21	1	48	126	106	142	1	14
Kralick	.202	39	89	7	18	25	1	0	2	4	4	27	0	5
Lee	.211	9	19	2	4	4	0	0	0	1	1	7	0	0
Lemon	.176	12	17	1	3	6	0	0	1	5	3	4	0	1
Manning	.000	5	1	0	0	0	0	0	0	0	0	0	0	0
Miranda	.250	32	16	0	4	6	2	0	0	1	1	6	0	1
Martinez	.167	37	18	13	3	5	0	1	0	3	3	4	0	0
Mincher	.240	86	121	20	29	59	1	1	9	29	34	24	0	4
Moore	.000	49	5	0	0	0	0	0	0	0	0	3	0	0



## 1962 TWINS STATISTICS

### Batting: (3rd in A.L.)

PLAYER	AVG	G	AB	R	H	TB	2B	3B	HR	RBI	BB	SO	SB	GDP
Naragon	.229	24	35	1	8	9	1	0	0	3	3	1	0	1
Oliva	.444	9	9	3	4	5	1	0	0	3	3	2	0	0
Pascual	.268	34	97	9	26	36	4	0	2	19	6	8	0	3
Pleis	.286	21	14	1	4	4	0	0	0	0	1	5	0	0
Power	.290	144	611	80	177	257	28	2	16	63	22	95	7	12
Roland	.000	0	0	0	0	0	0	0	0	0	0	0	0	0
Rollins	.298	159	624	96	186	267	23	5	16	96	75	62	3	13
Sadowski	.300	19	4	1	2	2	0	0	0	0	0	1	0	0
Snyder	.100	12	10	1	2	1	0	0	0	1	0	1	0	0
Stange	.059	44	17	1	1	1	0	0	0	0	1	9	0	0
Stigman	.044	40	45	2	2	2	0	0	0	2	2	22	0	1
Sullivan	.000	21	4	1	0	0	0	0	0	0	1	0	0	1
Tuttle	.211	110	123	21	26	35	4	1	1	13	19	14	1	4
Versalles	.241	160	568	69	137	212	18	3	17	67	37	71	5	13
Zimmerman	.274	34	62	8	17	21	4	0	0	7	3	5	0	1
<b>TOTALS</b>	<b>.260</b>	<b>163</b>	<b>5561</b>	<b>798</b>	<b>1445</b>	<b>2293</b>	<b>215</b>	<b>39</b>	<b>185</b>	<b>758</b>	<b>649</b>	<b>825</b>	<b>33</b>	<b>129</b>

### Pitching: (6th in A.L.)

PLAYER	W	L	ERA	G	GS	CG	SHO	SV	IP	H	R	ER	HR	BB	SO
Arrigo	0	0	18.00	1	0	0	0	0	1.0	3	3	2	0	1	1
Bonikowski	5	7	3.88	30	13	3	0	1	99.2	95	47	43	6	38	45
Collum	0	2	11.15	8	3	0	0	0	15.1	29	22	19	1	11	5
Donohue	0	1	6.97	6	1	0	0	1	10.1	12	8	8	2	6	3
Gomez	1	1	4.66	6	2	1	0	0	19.1	17	11	10	2	11	8
Kaatz	18	14	3.14	38	35	16	5	1	268.0	243	106	84	23	75	173
Kralick	12	11	3.86	38	37	7	0	0	242.2	239	121	104	30	61	139
Lee	3	3	4.50	9	9	1	0	0	52.0	51	27	26	6	24	28
Manning	0	0	5.14	5	1	0	0	0	7.0	14	10	4	0	1	3
Maranda	1	3	4.46	32	4	0	0	0	72.2	69	43	36	11	35	36
Moore	8	3	4.73	49	0	0	0	6	64.2	55	35	34	8	30	58
Pascual	20	11	3.32	34	33	18	5	0	257.2	236	100	95	25	59	206
Pleis	2	5	4.40	21	4	0	0	0	45.0	46	27	22	7	14	31
Roland	0	0	0.00	1	0	0	0	0	2.0	1	0	0	0	0	1
Sadowski	1	1	5.03	19	0	0	0	0	33.0	37	19	19	6	11	15
Stange	4	3	4.45	44	6	1	0	3	95.0	98	57	47	14	39	70
Stigman	12	5	3.66	40	15	6	0	3	142.2	122	60	58	19	64	116
Sullivan	4	1	3.21	21	0	0	0	2	33.1	33	17	12	3	13	10
<b>TOTALS</b>	<b>91</b>	<b>71</b>	<b>3.90</b>	<b>163</b>	<b>53</b>	<b>11</b>	<b>15</b>	<b>1462.1</b>	<b>1400</b>	<b>713</b>	<b>633</b>	<b>166</b>	<b>493</b>	<b>948</b>	

## 1963 TWINS STATISTICS

### Batting: (1st in A.L.)

PLAYER	AVG	G	AB	R	H	TB	2B	3B	HR	RBI	BB	SO	SB	GDP
Allen	.240	139	421	52	101	150	20	1	9	43	38	52	0	6
Allison	.271	148	527	99	143	281	25	4	35	91	90	109	6	7
Arrigo	.000	5	4	0	0	0	0	0	0	0	0	1	0	0
Banks	.155	25	71	5	11	24	4	0	3	8	9	21	0	2
Battley	.285	147	508	64	145	242	17	1	26	84	61	75	0	16
Becquer	.000	1	0	0	0	0	0	0	0	0	0	0	0	0
Dailey	.238	66	21	2	5	8	0	0	1	4	2	10	0	1
Dotter	.000	2	0	0	0	0	0	0	0	0	0	0	0	0
Formieles	.167	11	6	1	1	3	0	0	1	0	1	0	3	0
Govt.	.287	64	150	29	45	81	5	3	9	24	15	29	0	4
Green	.239	145	280	41	67	91	10	1	4	27	31	21	11	1
Hall	.260	156	497	88	129	259	21	5	33	80	63	101	3	8
Kaat	.131	36	61	2	8	12	1	0	1	8	2	19	0	1
Killebrew	.258	142	515	88	133	286	18	0	45	96	72	105	0	16
Kralick	.167	6	6	1	1	3	0	0	1	0	2	3	0	0
Lasher	.000	11	1	0	0	0	0	0	0	0	0	1	0	0
Lemon	.118	7	17	0	2	2	0	0	0	1	1	5	0	0
Mincher	.258	82	225	41	58	117	8	0	17	42	30	51	0	0
Moore	.333	31	3	0	1	3	0	0	0	0	0	0	0	1
Oliva	.429	7	7	0	3	3	0	0	0	0	1	2	0	0
Pascual	.250	33	92	9	23	30	5	1	0	12	3	15	0	3
Perry	.208	40	51	2	11	13	2	0	0	4	6	12	0	1
Pleis	.125	36	16	2	2	2	0	0	0	1	3	11	0	0
Post	.191	21	47	6	9	17	0	1	2	6	2	17	0	1
Power	.270	138	541	65	146	208	28	2	10	52	22	24	3	15
Ratliff	.190	10	21	2	4	8	1	0	1	3	2	7	0	0
Roggenburk	.143	36	7	0	1	1	0	0	0	0	1	2	0	0
Roland	.000	10	15	1	0	0	0	0	0	0	0	6	0	0
Rollins	.307	136	531	75	163	236	23	1	16	61	36	59	2	13
Siebler	.133	7	15	1	2	2	0	0	0	2	1	5	0	0
Stange	.096	32	52	3	5	6	1	0	0	1	5	14	0	1
Stigman	.107	33	84	4	9	10	1	0	0	4	7	48	0	2
Sullivan	.000	16	0	0	0	0	0	0	0	0	1	0	0	0
Tuttle	.000	16	0	0	0	0	0	0	0	0	0	0	0	2
Versalles	.261	159	621	74	162	249	31	13	10	54	33	66	7	11
Ward	.067	9	15	0	1	2	1	0	0	2	1	5	0	0
Wertz	.136	35	44	3	6	15	0	0	3	7	6	5	0	1
Williams	.000	3	0	0	0	0	0	0	0	0	0	0	0	0
Zimmerman	.232	39	56	3	13	14	1	0	0	3	2	8	0	3
<b>TOTALS</b>	<b>.255</b>	<b>161</b>	<b>5531</b>	<b>767</b>	<b>1408</b>	<b>2376</b>	<b>223</b>	<b>35</b>	<b>225</b>	<b>722</b>	<b>547</b>	<b>912</b>	<b>32</b>	<b>116</b>

## DID YOU Know?

...the last Twins pitcher to hit a home run was Jim Kaat, June 11, 1972 at Cleveland.



## 1963 TWINS STATISTICS

### Pitching: (3rd in A.L.)

PLAYER	W	L	ERA	G	GS	CG	SHO	SV	IP	H	R	ER	HR	BB	SO
Arrigo	1	2	2.81	5	1	0	0	0	15.2	12	5	5	2	4	13
Dailey	6	3	1.98	66	0	0	0	13	108.2	80	26	24	9	19	72
Dotter	0	0	0.00	2	0	0	0	0	2.0	0	0	0	0	0	2
Fornieles	1	1	4.76	11	0	0	0	0	22.2	24	14	12	0	13	7
Kaat	10	10	4.20	31	27	7	1	0	178.1	195	96	83	24	38	105
Krafcik	1	4	3.81	15	5	0	0	0	25.2	28	16	11	2	8	13
Lasher	0	0	4.91	11	0	0	0	0	11.1	12	10	6	1	11	10
Moore	1	3	6.92	31	0	0	0	0	38.2	50	34	30	8	17	38
Pascual	21	9	2.46	31	31	18	3	0	248.1	205	76	68	21	81	202
Perry	9	9	3.74	35	25	5	1	0	168.1	167	77	70	17	57	65
Pleis	6	2	4.37	36	4	1	0	0	68.0	67	37	33	10	16	37
Rogenburk	2	4	2.16	36	2	0	0	4	50.0	47	26	12	3	22	24
Roland	4	1	2.57	10	7	2	1	0	49.0	32	17	14	4	27	34
Siebler	2	1	2.77	7	5	2	0	0	38.2	25	13	12	6	12	22
Stange	12	5	2.62	32	20	7	2	0	164.2	145	53	48	21	43	100
Stigman	15	15	3.25	33	33	15	3	0	241.0	210	90	87	32	81	193
Sullivan	0	1	5.73	10	0	0	0	1	11.0	15	7	7	1	4	2
Williams	0	0	11.25	3	0	0	0	0	4.1	8	5	5	1	6	2
<b>TOTALS</b>	<b>91</b>	<b>70</b>	<b>3.28</b>	<b>161</b>	<b>58</b>	<b>13</b>	<b>18</b>	<b>1446.1</b>	<b>1322</b>	<b>602</b>	<b>527</b>	<b>162</b>	<b>458</b>	<b>941</b>	

## 1964 TWINS STATISTICS

### Batting: (4th in A.L.)

PLAYER	AVG	G	AB	R	H	TB	2B	3B	HR	RBI	BB	SO	SB	GDP
Allen	.214	74	243	28	52	80	8	1	6	20	33	30	1	5
Allison	.287	149	492	90	141	272	27	4	32	86	92	99	10	7
Arrigo	.172	41	29	3	5	6	1	0	0	3	2	7	0	0
Banks	.000	1	1	0	0	0	0	0	0	0	0	1	0	0
Battey	.272	131	405	33	110	165	17	1	12	52	51	49	1	23
Bethea	.167	10	30	4	5	6	1	0	0	2	4	4	0	0
Bloomfield	.143	7	7	1	1	1	0	0	0	0	0	0	0	0
Boswell	.222	4	9	1	2	2	0	0	0	1	0	2	0	0
Dailey	.134	0	0	0	0	0	0	0	0	0	0	0	0	0
Dotter	.000	3	0	0	0	0	0	0	0	0	0	0	0	0
Fischer	.000	0	0	0	0	0	0	0	0	0	0	0	0	0
Fosnow	.000	0	0	0	0	0	0	0	0	0	0	0	0	0
Goryl	.140	58	114	9	16	20	0	2	0	1	10	25	1	3
Grant	.167	39	60	8	10	12	2	0	0	3	2	18	0	2
Green	.000	26	15	3	0	0	0	0	0	0	4	6	0	0
Hall	.282	149	510	61	144	245	20	3	25	75	44	112	5	10
Henry	.122	22	41	4	5	14	1	1	2	5	2	17	0	1
Kaat	.169	46	83	11	14	24	1	0	3	11	11	31	0	1
Killebrew	.270	158	577	95	156	316	11	1	49	111	93	135	0	15
Kindal	.148	62	128	8	19	24	2	0	1	6	7	44	0	2
Klippstein	.000	33	2	0	0	0	0	0	0	1	4	1	0	0
Kostro	.272	59	103	10	28	42	5	0	0	12	8	21	0	0
McCabe	.158	14	18	3	3	3	0	0	0	2	0	8	0	0
Mincher	.237	120	287	45	68	157	12	4	23	56	27	51	0	8
Nieson	.000	2	0	0	0	0	0	0	0	0	0	0	0	0
Nossek	.000	7	1	1	0	0	0	0	0	0	0	0	0	0
Oliva	.323	161	672	109	217	374	43	9	32	94	34	68	12	9
Pascual	.181	36	94	3	17	24	7	0	0	8	8	9	0	1
Perry	.154	41	13	0	2	2	0	0	0	1	0	4	0	1
Pleis	.250	47	4	2	1	1	0	0	0	1	2	0	0	0
Power	.222	19	45	6	10	12	2	0	0	1	1	3	0	0
Reese	.000	10	27	0	4	4	0	0	0	0	0	11	0	1
Roland	.148	30	27	2	4	4	0	0	0	0	0	11	0	0
Rollins	.270	148	596	87	161	242	25	10	12	68	53	80	2	12
Shiriffett	.000	10	0	0	0	0	0	0	0	0	0	2	0	0
Siebler	.000	0	0	0	0	0	0	0	0	0	0	0	0	0
Snyder	.155	26	71	3	11	16	2	0	1	9	4	11	0	4
Stange	.040	14	25	1	1	1	0	0	0	2	5	14	0	1
Stigman	.101	32	69	2	7	9	2	0	0	0	2	34	0	1
Versalles	.259	160	659	94	171	284	33	10	20	64	42	88	14	5
Ward	.226	12	31	4	7	9	2	0	0	2	6	13	0	0
Whitby	.000	4	1	0	0	0	0	0	0	0	0	1	0	0
Worthington	.063	41	16	2	1	1	0	0	0	0	0	2	0	6
Zimmerman	.200	63	120	6	24	27	3	0	0	12	10	15	0	0
<b>TOTALS</b>	<b>.252</b>	<b>163</b>	<b>5610</b>	<b>737</b>	<b>1413</b>	<b>2395</b>	<b>227</b>	<b>46</b>	<b>221</b>	<b>707</b>	<b>553</b>	<b>1019</b>	<b>46</b>	<b>120</b>

### Pitching: (5th in A.L.)

PLAYER	W	L	ERA	G	GS	CG	SHO	SV	IP	H	R	ER	HR	BB	SO
Arrigo	7	4	3.86	41	12	2	1	1	105.1	97	48	45	11	45	96
Boswell	2	0	4.30	4	4	0	0	0	23.1	21	11	11	4	12	25
Dailey	1	2	8.40	14	0	0	0	0	15.1	23	16	14	3	18	6
Dotter	0	0	2.25	3	0	0	0	0	4.1	3	2	1	1	3	4
Fischer	0	0	7.71	3	0	0	0	0	7.1	16	6	6	2	4	2
Fosnow	0	1	10.64	2	0	0	0	0	10.2	13	13	13	3	8	9
Grant	11	9	2.82	26	23	10	1	1	166.0	162	73	52	21	36	75
Kaat	17	11	3.22	36	34	13	0	0	243.0	231	100	87	23	60	171
Klippstein	0	4	1.96	33	0	0	0	2	46.1	44	12	10	4	20	39
Nieson	0	0	4.50	2	0	0	0	0	2.0	1	1	1	1	1	5
Pascual	15	12	3.30	36	36	14	1	0	267.1	245	121	98	30	98	213
Perry	6	3	3.46	42	1	0	0	1	65.1	61	26	25	7	23	25
Pleis	4	1	3.88	47	0	0	0	2	50.2	43	23	22	6	31	42
Roland	2	6	4.12	30	13	1	0	2	94.1	76	48	43	12	55	63
Shiriffett	0	2	4.50	10	0	0	0	1	17.2	22	9	9	1	7	10
Siebler	0	0	4.91	13	0	0	0	0	11.0	10	6	6	1	6	10
Stange	3	6	4.73	14	11	2	0	0	78.0	78	45	42	13	19	54
Stigman	6	15	4.03	32	29	5	1	0	190.0	160	94	85	31	70	159
Whitby	0	0	9.00	4	0	0	0	0	6.1	8	6	6	3	1	2
Worthington	5	6	1.38	41	0	0	0	14	72.1	47	18	11	4	28	59
<b>TOTALS</b>	<b>79</b>	<b>83</b>	<b>3.57</b>	<b>163</b>	<b>47</b>	<b>4</b>	<b>24</b>	<b>1478.1</b>	<b>1361</b>	<b>678</b>	<b>587</b>	<b>181</b>	<b>45</b>	<b>585</b>	<b>1099</b>

YEAR TO YEAR



## 1965 TWINS STATISTICS

### Batting: (1st in A.L.)

PLAYER	AVG	G	AB	R	H	TB	2B	3B	HR	RBI	BB	SO	SB	GDP
Allen	.231	19	39	2	9	11	2	0	0	6	6	8	0	0
Allison	.233	135	438	71	102	195	14	5	23	78	73	114	10	5
Battay	.297	131	394	36	117	161	22	2	6	60	50	23	0	7
Boswell	.316	36	38	7	12	14	0	1	0	1	1	6	0	1
Cimino	.000	29	0	0	0	0	0	0	0	0	0	0	0	0
Fosnow	.155	50	97	15	15	22	3	2	0	8	7	27	0	1
Grant	.285	148	522	81	148	242	25	4	20	86	51	79	14	8
Kaat	.247	56	93	6	23	30	4	0	1	9	3	29	2	1
Killebrew	.269	113	401	78	108	201	16	1	25	75	72	69	0	10
Kindall	.196	125	342	41	67	99	12	1	6	36	36	97	2	6
Klippstein	.000	56	8	0	0	0	0	0	0	0	1	3	0	1
Kosco	.236	23	55	3	13	20	4	0	1	6	1	15	0	0
Kostro	.105	20	31	2	5	7	2	0	0	1	4	5	0	1
Merritt	.136	16	22	1	3	3	0	0	0	3	2	14	0	0
Mincher	.251	128	346	43	87	176	17	3	22	65	49	73	1	3
Nelson	.111	28	29	0	1	7	0	0	0	0	0	5	0	0
Nessek	.218	19	170	19	37	52	9	0	2	16	7	22	2	5
Oliva	.321	149	576	107	185	283	40	5	16	98	55	64	19	8
Pascual	.200	27	60	7	12	19	1	0	2	8	2	8	0	2
Perry	.170	36	53	3	9	12	1	0	0	3	1	16	0	0
Pleis	.000	41	7	0	0	0	0	0	0	0	0	3	0	0
Quilici	.208	56	149	16	31	38	5	1	0	7	15	33	1	4
Reese	.286	14	7	0	2	3	1	0	0	2	2	2	0	0
Roggenburk	.000	12	3	1	0	0	0	0	0	0	1	1	0	0
Rollins	.249	140	469	59	117	156	22	1	5	32	37	54	4	13
Sevcik	.063	12	16	1	1	2	1	0	0	0	1	5	0	1
Siebler	.000	7	1	0	0	0	0	0	0	0	0	1	0	0
Stigman	.133	33	15	0	2	3	1	0	0	0	0	7	0	0
Tover	.208	18	25	3	5	6	4	0	0	2	2	3	2	0
Umbarger	.182	13	22	3	4	4	0	0	0	1	0	2	1	0
Valdespino	.261	108	245	38	64	79	8	2	1	22	20	28	7	3
Versalles	.273	160	666	126	182	308	45	12	19	77	41	122	27	7
Worthington	.111	62	10	1	1	1	0	0	0	2	4	0	0	0
Zimmerman	.214	83	154	8	33	39	1	1	1	11	12	23	0	6
<b>TOTALS</b>	<b>.254</b>	<b>162</b>	<b>5488</b>	<b>774</b>	<b>1396</b>	<b>2187</b>	<b>257</b>	<b>42</b>	<b>150</b>	<b>711</b>	<b>554</b>	<b>969</b>	<b>92</b>	<b>93</b>

### Pitching: (3rd in A.L.)

PLAYER	W	L	ERA	G	GS	CG	SHO	SV	IP	H	R	ER	HR	AB	SO
Boswell	6	5	3.40	27	12	1	0	0	106.0	77	43	40	20	46	85
Cimino	0	0	0.00	1	0	0	0	0	1.0	0	0	0	0	0	0
Fosnow	3	3	4.40	29	0	0	0	1	46.2	33	29	23	7	25	35
Grant	21	7	3.30	41	39	14	6	0	270.1	252	107	99	34	61	142
Kaat	18	11	2.83	45	42	7	2	2	264.1	267	121	83	25	63	154
Klippstein	9	3	2.25	56	0	0	0	3	76.1	59	22	19	8	31	59
Merritt	5	4	3.16	16	9	1	0	2	76.2	68	29	27	11	20	61
Nelson	0	4	4.09	28	3	0	0	3	54.2	57	29	25	7	23	31
Pascual	9	3	3.35	27	27	5	1	0	156.0	126	67	58	12	63	96
Perry	12	7	2.63	36	19	4	0	0	167.2	142	57	48	18	47	88
Pleis	4	4	3.00	41	41	0	0	0	211.0	149	20	17	3	27	33
Roggenburk	1	0	3.43	12	0	0	0	0	21.0	21	10	8	1	12	8
Siebler	0	0	4.20	7	1	0	0	0	15.0	11	7	7	2	11	15
Stigman	4	2	4.37	33	8	0	0	4	70.0	59	34	34	14	33	70
Worthington	10	7	2.14	62	0	0	0	14	80.1	57	25	19	4	41	59
<b>TOTALS</b>	<b>102</b>	<b>60</b>	<b>3.14</b>	<b>162</b>	<b>32</b>	<b>12</b>	<b>31</b>	<b>1457.1</b>	<b>1278</b>	<b>600</b>	<b>508</b>	<b>166</b>	<b>503</b>	<b>934</b>	

## 1966 TWINS STATISTICS

### Batting: (3rd in A.L.)

PLAYER	AVG	G	AB	R	H	TB	2B	3B	HR	RBI	BB	SO	SB	GDP
Allen	.238	101	319	34	76	111	18	1	5	30	26	40	2	10
Allison	.220	70	168	34	37	69	6	1	8	19	30	34	6	2
Battay	.255	115	364	30	93	119	12	1	4	34	43	30	4	15
Boswell	.143	32	63	4	9	10	1	0	0	3	0	18	0	0
Cimino	.000	35	6	0	0	0	0	0	0	0	1	4	0	0
Clark	1.000	5	1	0	0	1	0	0	0	1	0	0	0	0
Grant	.192	35	78	5	15	20	5	0	0	10	3	23	0	3
Hall	.239	120	356	52	85	160	7	4	20	47	33	66	1	14
Kaat	.195	47	118	12	23	33	2	1	2	13	5	41	0	1
Keller	.000	3	1	0	0	0	0	0	0	0	0	0	0	0
Killebrew	.281	162	569	89	160	306	27	1	39	110	103	98	0	12
Klippstein	.000	26	3	0	0	0	0	0	0	0	0	3	0	0
Kosco	.222	57	158	11	35	46	5	0	2	13	7	31	0	4
Merritt	.103	31	39	2	4	5	1	0	0	1	4	16	0	1
Mincher	.251	139	431	53	108	180	30	0	14	62	58	68	0	3
Mittenwald	.200	31	35	5	11	16	2	0	0	0	0	0	0	0
Niese	.260	31	96	5	25	29	2	0	0	7	0	13	0	2
Nessek	.000	4	0	0	0	0	0	0	0	0	0	0	0	0
Oliva	.307	159	622	99	191	312	32	7	25	87	42	72	13	16
Oltum	.000	3	2	0	0	0	0	0	0	0	0	1	0	0
Pascual	.216	21	37	3	8	9	1	0	0	1	0	5	0	3
Perry	.220	33	59	5	13	20	4	0	0	7	5	18	0	0
Pleis	.000	8	0	0	0	0	0	0	0	0	0	0	0	0
Reese	.000	3	2	0	0	0	0	0	0	0	1	2	0	0
Roggenburk	.000	12	0	0	0	0	0	0	0	0	0	0	0	0
Roland	.000	1	0	0	0	0	0	0	0	0	0	0	0	0
Rollins	.245	90	269	30	66	105	7	1	10	40	13	34	0	9
Siebler	.000	23	11	0	0	0	0	0	0	0	0	3	0	0
Tover	.260	134	465	51	121	156	19	0	0	2	41	44	50	16
Umbarger	.226	105	367	39	83	105	12	2	2	22	27	33	10	4
Valdespino	.176	52	108	11	19	28	1	1	2	9	4	24	2	5
Versalles	.249	137	543	73	135	188	20	6	7	36	40	85	10	11
Worthington	.273	65	11	2	3	6	3	0	0	3	0	6	0	0
Zimmerman	.252	60	119	11	30	39	4	1	1	15	15	23	0	4
<b>TOTALS</b>	<b>.249</b>	<b>162</b>	<b>5390</b>	<b>663</b>	<b>1341</b>	<b>2058</b>	<b>219</b>	<b>33</b>	<b>144</b>	<b>611</b>	<b>513</b>	<b>844</b>	<b>67</b>	<b>138</b>



## 1966 TWINS STATISTICS

### Pitching: (2nd in A.L.)

PLAYER	W	L	ERA	G	GS	CG	SHO	SV	IP	H	R	ER	HR	BB	SO
Boswell	12	5	3.14	28	21	8	1	0	169.1	120	66	59	19	65	173
Cimino	2	5	2.91	35	0	0	0	3	64.2	53	27	21	4	30	57
Grant	13	13	3.25	35	35	10	3	0	249.0	248	104	90	23	49	110
Kaat	25	13	2.74	41	41	19	3	0	304.2	271	114	93	29	55	205
Keller	0	0	5.40	2	0	0	0	0	5.1	7	4	3	1	1	1
Knipstein	1	1	3.38	26	0	0	0	3	40.0	35	15	15	2	20	26
Merritt	7	14	3.38	3	18	0	0	0	144.0	112	57	54	17	83	124
Ollum	0	0	3.60	3	0	0	0	0	10.0	6	4	4	1	1	11
Pascual	8	6	4.89	21	19	2	0	0	103.0	113	63	56	9	30	56
Perry	11	7	2.54	33	25	8	1	0	184.0	149	61	52	17	53	122
Pleis	1	2	2.00	8	0	0	0	0	9.1	5	6	2	1	4	9
Rogenburk	1	2	6.00	12	0	0	0	1	12.1	14	8	8	4	10	3
Roland	0	0	0.00	1	0	0	0	0	2.0	0	0	0	0	0	1
Siebler	2	2	3.42	23	2	0	0	1	49.2	47	26	19	6	14	24
Worthington	6	3	2.47	65	0	0	0	11	91.1	66	26	25	6	27	93
<b>TOTALS</b>	<b>89</b>	<b>73</b>	<b>3.13</b>	<b>162</b>	<b>0</b>	<b>52</b>	<b>11</b>	<b>22</b>	<b>1438.2</b>	<b>1246</b>	<b>581</b>	<b>501</b>	<b>139</b>	<b>392</b>	<b>1015</b>

## 1967 TWINS STATISTICS

### Batting: (4th in A.L.)

PLAYER	AVG	G	AB	R	H	TB	2B	3B	HR	RBI	BB	SO	SB	GDP
Allison	.258	153	496	73	128	233	21	6	24	75	74	114	6	5
Battery	.165	48	109	6	18	23	3	1	0	8	13	24	0	4
Bond	.313	10	16	4	5	9	1	0	1	5	3	1	0	0
Boswell	.219	44	73	12	16	23	2	1	1	3	1	26	0	2
Carew	.292	137	514	66	150	210	22	7	8	51	37	91	5	12
Chance	.033	41	92	2	3	3	0	0	0	0	7	58	0	0
Clark	.187	20	62	7	10	21	3	0	0	0	4	9	0	3
Grant	.179	11	28	6	5	6	0	0	0	2	1	2	0	0
Hardy	.375	11	8	3	3	6	0	0	0	2	1	1	0	0
Hernandez	.143	29	28	1	4	4	0	0	0	3	0	6	0	0
Izquierdo	.269	16	26	4	7	9	2	0	0	2	1	2	0	0
Kaat	.172	45	99	7	17	25	3	1	1	4	7	26	0	2
Kelly	.000	8	1	1	0	0	0	0	0	0	0	1	0	0
Killebrew	.269	163	547	105	147	305	24	1	44	113	131	111	1	16
Kline	.000	54	5	0	0	0	0	0	0	0	0	3	0	0
Kosco	.143	9	28	4	4	5	1	0	0	4	2	4	0	1
Kostr	.323	32	31	4	10	10	0	0	0	2	3	2	0	2
Merritt	.135	37	74	4	10	13	3	0	0	2	7	33	0	2
Nelson	.000	1	0	0	0	0	0	0	0	0	0	0	0	0
Nettles	.333	3	0	0	0	2	0	0	0	0	0	0	0	0
Nixson	.235	74	170	16	40	51	6	1	1	22	18	29	0	4
Oliva	.289	146	557	76	161	298	34	6	17	83	44	61	11	9
Ollum	.200	21	5	0	1	1	0	0	0	0	0	1	0	0
Perry	.190	39	42	2	8	12	1	0	1	7	0	6	0	2
Quilici	.105	23	19	2	2	3	1	0	0	0	3	4	0	1
Reese	.248	95	101	13	25	42	5	0	4	20	8	17	0	1
Roland	.000	25	3	0	0	0	0	0	0	0	0	1	0	0
Rollins	.245	109	339	31	83	116	11	2	6	39	27	58	1	10
Siebler	.000	2	0	0	0	0	0	0	0	0	0	0	0	0
Tovar	.267	164	649	98	173	237	32	7	6	47	46	51	19	8
Ulinewider	.258	133	415	41	107	158	19	7	6	49	13	45	4	4
Valesjopio	.165	99	97	9	16	21	2	0	1	3	5	22	3	1
Versalles	.200	160	581	63	116	164	16	7	6	50	33	113	5	15
Worthington	.000	59	8	0	0	0	0	0	0	1	5	0	0	0
Zimmerman	.167	104	234	13	39	45	3	0	1	12	22	49	0	8
<b>TOTALS</b>	<b>.240</b>	<b>164</b>	<b>5458</b>	<b>671</b>	<b>1309</b>	<b>2014</b>	<b>216</b>	<b>48</b>	<b>131</b>	<b>619</b>	<b>512</b>	<b>976</b>	<b>55</b>	<b>114</b>

### Pitching: (2nd in A.L.)

PLAYER	W	L	ERA	G	GS	CG	SHO	SV	IP	H	R	ER	HR	BB	SO
Boswell	14	12	3.27	37	32	11	3	0	222.2	162	84	81	14	107	204
Chance	20	14	2.73	41	39	18	5	1	283.2	244	109	86	17	68	220
Grant	5	6	4.74	27	14	2	0	0	95.1	121	56	50	10	17	50
Kaat	16	13	3.05	42	38	13	2	0	263.1	269	110	89	21	42	211
Kline	7	1	3.75	54	0	0	0	5	71.2	71	33	30	10	15	36
Merritt	13	7	2.53	37	28	11	4	0	227.2	196	72	64	21	30	161
Nelson	0	0	54.00	1	0	0	0	0	0.1	3	2	2	1	0	0
Ollum	0	1	5.40	21	2	0	0	0	35.0	33	24	21	4	11	17
Perry	8	7	3.02	37	11	3	2	0	130.2	123	51	44	8	50	94
Roland	0	0	3.00	2	0	0	0	0	3.0	3	1	3	0	1	0
Siebler	0	0	3.00	2	0	0	0	0	3.0	4	1	1	0	1	0
Worthington	8	9	2.84	59	0	0	0	16	92.0	77	36	29	6	38	80
<b>TOTALS</b>	<b>91</b>	<b>71</b>	<b>3.14</b>	<b>164</b>	<b>0</b>	<b>58</b>	<b>18</b>	<b>24</b>	<b>1461.0</b>	<b>1336</b>	<b>590</b>	<b>509</b>	<b>115</b>	<b>396</b>	<b>1089</b>

## 1968 TWINS STATISTICS

### Batting: (2nd in A.L.)

PLAYER	AVG	G	AB	R	H	TB	2B	3B	HR	RBI	BB	SO	SB	GDP
Allison	.247	145	469	63	116	214	16	8	22	52	52	98	0	16
Boswell	.233	127	60	9	14	39	3	1	1	4	2	24	0	1
Carew	.273	127	461	46	126	160	27	2	1	42	26	77	12	11
Chance	.054	43	9	0	5	5	0	0	0	3	3	63	0	0
Clark	.185	104	227	14	42	52	5	1	1	13	16	44	3	2
Hall	.000	11	9	2	0	0	0	0	0	0	0	0	0	0
Hernandez	.176	83	199	13	35	44	3	0	2	17	9	52	5	3
Holt	.208	106	9	22	26	2	1	0	8	4	20	0	0	3
Kaat	.156	36	77	7	12	15	3	0	0	5	2	18	0	2
Keller	.000	8	1	0	0	0	0	0	0	0	0	1	0	0
Kelly	.114	12	35	2	4	9	2	0	1	2	3	10	0	1
Killebrew	.210	100	295	40	62	124	7	2	17	40	70	70	0	13
Kostr	.241	63	108	9	26	32	4	1	0	9	6	24	0	2
Loek	.246	39	118	7	29	33	4	0	0	9	20	24	0	5
Merritt	.141	95	71	1	10	12	2	0	0	1	5	22	0	2
Miller	.143	46	7	1	7	11	0	0	0	1	3	3	0	0
Mitterwald	.206	11	34	1	7	8	1	0	0	1	3	8	0	1

YEAR TO YEAR



## 1968 TWINS STATISTICS

### Batting: (2nd in A.L.)

PLAYER	AVG	G	AB	R	H	TB	2B	3B	HR	RBI	BB	SO	SB	GDP
Morris	.000	3	3	1	0	0	0	0	0	0	0	1	0	0
Nettles	.224	22	76	13	17	36	2	1	5	8	7	20	0	2
Oliva	.289	128	470	54	136	224	24	5	18	68	45	61	10	10
Perranoski	.000	66	7	0	0	0	0	0	0	0	0	3	0	0
Perry	.145	32	42	4	6	13	1	1	2	5	2	12	0	1
Quilici	.245	97	329	22	56	78	11	4	1	22	21	45	0	5
Reese	.259	126	332	40	86	117	15	2	4	28	18	36	3	6
Renick	.216	42	16	21	39	5	2	3	13	9	42	0	2	2
Roland	.000	29	8	0	0	0	0	0	0	1	1	4	0	0
Rollins	.241	93	203	14	49	72	5	0	6	30	10	34	3	6
Roseboro	.216	135	380	31	82	118	12	0	8	39	46	57	2	7
Stephen	.000	2	3	0	0	0	0	0	0	0	0	1	0	0
Tovar	.272	157	613	89	167	228	31	6	6	47	34	41	35	2
Uhlender	.283	140	488	52	138	190	21	5	7	52	28	46	16	3
Worthington	.000	54	7	0	0	0	0	0	0	0	0	5	0	0
Zimmerman	.111	24	45	3	5	6	1	0	0	2	3	10	0	0
<b>TOTALS</b>	<b>.237</b>	<b>162</b>	<b>5373</b>	<b>562</b>	<b>1274</b>	<b>1878</b>	<b>207</b>	<b>41</b>	<b>105</b>	<b>522</b>	<b>445</b>	<b>966</b>	<b>98</b>	<b>106</b>

### Pitching: (6th in A.L.)

PLAYER	W	L	ERA	G	GS	CG	SHO	SV	IP	H	R	ER	HR	BB	SO
Boswell	10	13	3.32	34	28	7	2	0	190.0	148	79	70	19	87	143
Chance	16	16	2.53	43	39	15	6	0	292.0	224	96	82	15	63	234
Hall	2	1	2.40	8	4	0	0	0	29.2	27	15	8	1	12	18
Kaat	14	12	2.94	30	29	9	2	0	208.0	192	78	68	16	40	130
Keller	0	1	2.81	7	1	0	0	0	16.0	18	6	5	2	4	11
Merritt	12	16	3.25	38	34	11	1	1	238.1	207	102	86	21	52	181
Miller	0	3	2.75	45	0	0	0	2	72.1	65	26	22	1	24	41
Morris	0	1	1.64	3	2	0	0	0	10.2	11	5	2	0	4	6
Perranoski	8	7	3.10	66	0	0	0	5	87.0	86	36	30	5	38	65
Perry	8	6	2.27	32	18	3	2	1	139.0	113	37	35	8	26	69
Roland	4	1	3.48	28	4	1	0	0	61.2	55	33	24	3	24	36
Stephen	1	1	4.91	2	2	0	0	0	11.1	11	7	6	0	7	4
Tovar	0	0	0.00	1	0	0	0	0	1.0	0	0	0	0	0	1
Worthington	4	5	2.72	54	0	0	0	0	17	76.1	67	26	23	0	57
<b>TOTALS</b>	<b>79</b>	<b>83</b>	<b>2.89</b>	<b>162</b>	<b>46</b>	<b>14</b>	<b>26</b>	<b>1433.1</b>	<b>1224</b>	<b>546</b>	<b>461</b>	<b>92</b>	<b>414</b>	<b>996</b>	

## 1969 TWINS STATISTICS

### Batting: (1st in A.L.)

PLAYER	AVG	G	AB	R	H	TB	2B	3B	HR	RBI	BB	SO	SB	GDP
Allison	.228	81	189	18	43	79	8	2	8	27	29	39	2	8
Boswell	.170	40	94	7	16	26	2	1	2	9	2	29	0	3
Brandon	.000	3	1	0	0	0	0	0	0	0	1	0	0	0
Cardenas	.280	160	578	67	162	224	24	4	10	70	66	96	5	19
Carew	.332	123	458	79	152	214	30	4	8	56	37	72	19	7
Chance	.042	20	24	1	1	1	0	0	0	1	2	19	0	0
Clark	.125	5	8	0	1	1	0	0	0	0	0	0	0	1
Crider	.444	21	3	3	4	6	2	0	0	0	0	2	0	0
Dempsey	.500	5	6	3	3	4	1	0	0	0	0	0	0	0
Gzenda	.000	38	5	1	0	0	0	0	0	0	2	3	0	0
Hall	.186	32	43	5	8	9	1	0	0	0	4	14	0	0
Hill	.000	16	2	4	0	0	0	0	0	0	0	1	1	0
Holt	.357	12	14	3	5	8	0	0	1	2	0	4	0	0
Kaat	.207	43	87	8	18	32	8	0	2	10	4	20	0	0
Killebrew	.276	162	555	106	153	324	20	2	49	140	145	84	8	16
Kostro	.000	2	0	0	0	0	0	0	0	0	0	1	0	0
Manuel	.207	83	164	14	34	46	6	0	2	24	28	33	1	3
Miller	.000	48	31	0	0	0	0	0	0	0	1	17	0	1
Mitterwald	.257	69	187	18	48	71	8	0	5	13	17	47	0	6
Morris	.222	6	9	0	2	2	0	0	0	0	0	2	0	0
Nash	.222	96	225	27	50	89	2	7	26	32	47	17	1	6
Nettles	.222	96	225	27	50	89	2	7	26	32	47	17	1	6
Oliva	.309	153	637	97	197	316	39	4	24	101	45	66	10	10
Perranoski	.083	75	24	1	2	2	0	0	0	1	2	14	0	1
Perry	.172	47	93	8	16	21	3	1	0	7	3	24	0	5
Quilici	.174	118	144	19	25	36	3	1	2	12	12	22	2	2
Reese	.322	132	419	52	135	215	24	4	16	69	23	57	1	6
Renick	.245	71	139	21	34	52	3	0	5	17	12	32	0	4
Roseboro	.263	115	361	33	95	116	12	0	3	32	39	44	5	6
Tischinski	.191	37	47	2	9	9	0	0	0	0	2	8	0	0
Tovar	.288	158	535	99	154	222	25	5	11	52	37	45	7	7
Uhlender	.273	152	554	93	151	197	18	2	8	62	44	52	15	3
Walters	.000	6	0	0	0	0	0	0	0	0	0	0	0	0
Woodson	.074	4	27	0	3	2	0	0	0	0	0	2	16	0
Worthington	.000	46	5	0	0	0	0	0	0	0	0	4	0	0
Zepp	.000	4	1	0	0	0	0	0	0	0	0	0	0	0
<b>TOTALS</b>	<b>.268</b>	<b>162</b>	<b>5677</b>	<b>790</b>	<b>1520</b>	<b>2319</b>	<b>246</b>	<b>32</b>	<b>163</b>	<b>733</b>	<b>599</b>	<b>906</b>	<b>115</b>	<b>114</b>

### Pitching: (3rd in A.L.)

PLAYER	W	L	ERA	G	GS	CG	SHO	SV	IP	H	R	ER	HR	BB	SO
Boswell	20	12	3.23	39	38	10	0	0	256.1	215	105	92	18	99	190
Brandon	0	0	3.00	3	0	0	0	0	3.1	5	3	1	1	3	1
Chance	5	4	2.97	20	15	1	0	0	88.1	76	39	29	6	35	50
Crider	1	0	4.66	21	1	0	0	1	28.2	31	15	15	3	15	16
Gzenda	4	1	3.86	38	0	0	0	3	48.2	52	23	24	4	17	24
Hall	8	7	3.32	31	18	5	2	0	140.2	129	63	52	12	50	92
Kaat	14	13	3.50	40	32	10	0	1	242.1	252	114	94	23	75	139
Miller	5	3	3.03	48	1	0	0	0	118.1	118	42	4	3	32	57
Morris	0	1	5.40	3	0	0	0	0	5.1	5	4	3	1	4	3
Perranoski	9	10	2.10	75	0	0	0	31	119.2	85	32	28	4	52	62
Perry	20	6	2.82	46	36	12	3	0	261.2	244	87	82	18	66	153
Walters	0	0	5.14	6	0	0	0	0	6.2	6	4	4	1	3	2
Woodson	7	5	3.68	44	10	2	0	1	110.1	99	49	45	11	49	66
Worthington	4	1	4.57	46	0	0	0	3	61.0	65	31	31	7	20	51
Zepp	0	0	7.20	4	0	0	0	0	5.1	6	7	4	1	4	2
<b>TOTALS</b>	<b>97</b>	<b>65</b>	<b>3.24</b>	<b>162</b>	<b>41</b>	<b>8</b>	<b>43</b>	<b>1497.2</b>	<b>1388</b>	<b>618</b>	<b>539</b>	<b>119</b>	<b>524</b>	<b>906</b>	



## 1970 TWINS STATISTICS

### Batting: (1st in A.L.)

PLAYER	AVG	G	AB	R	H	TB	2B	3B	HR	RBI	BB	SO	SB	GDP
Allison	.208	47	72	15	15	23	5	0	1	7	14	20	1	2
Alsea	.291	94	258	34	75	137	12	1	16	61	28	51	3	12
Barber	.000	19	2	0	0	0	0	0	0	0	0	0	0	0
Blyleven	.140	27	50	2	7	7	0	0	0	1	1	25	0	0
Boswell	.160	20	25	0	4	3	1	0	0	0	2	4	0	0
Brye	.182	3	11	1	2	3	1	0	0	0	2	2	0	0
Cardenas	.247	160	588	67	145	220	34	4	11	65	42	101	4	11
Carew	.386	51	191	27	70	100	12	3	4	28	11	28	4	1
Dempsey	.000	5	7	1	0	0	0	0	0	0	1	1	0	1
Hall	.182	43	44	4	8	8	0	0	0	1	0	9	0	1
Hamm	.000	10	1	0	0	0	0	0	0	0	0	0	0	0
Haydel	.667	4	3	2	2	6	1	0	1	1	0	1	0	0
Hill	.091	27	22	8	2	2	0	0	0	0	0	6	0	0
Holt	.266	142	319	37	85	109	9	3	3	40	17	32	3	9
Kaat	.197	56	76	17	15	19	1	0	1	8	6	20	0	2
Killebrew	.271	157	527	96	143	288	20	1	41	113	128	84	0	28
Manuel	.188	59	64	4	12	15	0	0	1	7	6	17	0	1
Mendoza	.188	16	16	2	3	3	0	0	0	2	0	1	0	0
Mitterwald	.222	117	369	36	82	143	12	2	15	46	34	84	3	11
Nash	.250	4	4	4	1	1	0	0	0	2	1	1	0	0
Nettles	.250	13	20	3	5	5	0	0	0	0	1	5	0	0
Oliva	.325	157	628	96	204	323	36	7	23	107	38	67	5	16
Perranoski	.042	67	24	0	1	1	0	0	0	0	0	15	0	0
Perry	.247	41	97	9	24	31	4	0	1	6	1	14	0	1
Quilici	.227	111	141	19	32	41	3	0	2	12	15	16	0	6
Ratliff	.268	69	149	19	40	66	7	2	5	22	15	51	0	1
Reese	.261	153	501	63	131	186	15	5	10	56	48	70	5	7
Renick	.229	81	179	20	41	70	8	0	7	25	22	29	0	6
Thompson	.219	96	302	25	66	75	9	0	0	7	7	39	0	6
Tiant	.406	18	32	6	13	17	4	0	0	4	4	6	0	0
Tischinski	.196	24	46	6	9	12	0	0	0	7	9	6	0	0
Tovar	.300	161	650	120	195	287	36	13	10	54	52	47	30	8
Williams	.000	68	19	0	0	0	0	0	0	0	0	13	0	0
Woodson	.000	21	2	0	0	0	0	0	0	0	0	0	0	0
Zepp	.136	43	44	3	6	6	0	0	0	0	1	31	0	0
<b>TOTALS</b>	<b>.262</b>	<b>162</b>	<b>5483</b>	<b>744</b>	<b>1438</b>	<b>2209</b>	<b>230</b>	<b>41</b>	<b>153</b>	<b>694</b>	<b>501</b>	<b>905</b>	<b>57</b>	<b>132</b>

### Pitching: (2nd in A.L.)

PLAYER	W	L	ERA	G	GS	CG	SHO	SV	IP	H	R	ER	HR	BB	SO
Barber	0	0	4.67	18	0	0	0	2	27.1	26	14	14	1	18	14
Blyleven	10	9	3.18	27	25	5	1	0	164.0	143	66	58	17	47	135
Boswell	3	7	6.39	18	15	0	0	0	68.2	80	55	49	12	44	45
Hall	11	6	2.55	52	11	1	0	4	155.1	94	46	44	11	66	184
Hamm	0	2	5.63	10	0	0	0	0	16.1	17	10	10	3	7	3
Haydel	2	0	3.00	4	0	0	0	0	9.0	7	3	3	2	4	4
Kaat	14	10	3.56	45	34	4	1	0	230.1	244	110	91	26	58	120
Perranoski	7	8	2.43	67	0	0	0	34	111.0	108	38	30	20	57	168
Perry	24	12	3.03	40	40	13	4	0	278.2	258	112	94	20	142	50
Tiant	3	3	3.39	18	17	0	0	0	92.2	84	36	35	12	41	50
Williams	10	1	1.99	68	0	0	0	15	113.1	85	34	25	8	32	76
Woodson	1	2	3.77	21	0	0	0	1	30.2	29	18	13	2	19	22
Zepp	9	4	3.22	43	20	1	1	2	151.0	154	63	54	9	51	64
<b>TOTALS</b>	<b>98</b>	<b>64</b>	<b>3.23</b>	<b>162</b>	<b>162</b>	<b>26</b>	<b>12</b>	<b>58</b>	<b>1448.1</b>	<b>1329</b>	<b>605</b>	<b>520</b>	<b>130</b>	<b>486</b>	<b>940</b>

## 1971 TWINS STATISTICS

### Batting: (2nd in A.L.)

PLAYER	AVG	G	AB	R	H	TB	2B	3B	HR	RBI	BB	SO	SB	GDP
Alsea	.177	79	158	13	28	38	4	0	2	15	24	38	1	7
Barber	.000	6	5	0	0	0	0	0	0	0	0	2	0	0
Blyleven	.132	38	91	3	12	13	1	0	0	1	37	0	0	0
Braun	.254	128	343	51	87	118	12	2	5	35	48	50	8	8
Brye	.224	28	107	10	24	34	1	0	3	11	7	15	3	4
Campisi	.000	6	0	0	0	0	0	0	0	0	0	0	0	0
Cardenas	.264	153	554	59	146	233	25	4	18	75	51	68	5	16
Carew	.307	147	577	88	177	219	16	10	2	48	45	81	5	23
Corbin	.206	62	34	3	7	7	0	0	0	2	2	17	0	0
Dempsey	.308	6	13	2	4	5	1	0	0	0	1	1	0	1
Gebhard	.000	17	0	0	0	0	0	0	0	0	0	0	0	0
Hall	.265	49	34	5	9	10	1	0	0	1	1	5	0	1
Hamm	.273	13	11	1	3	4	1	0	0	0	0	5	0	0
Haydel	.333	31	3	3	0	1	0	0	0	0	0	1	0	0
Holt	.259	126	340	35	88	108	11	3	1	29	16	28	5	11
Kaat	.161	54	93	6	15	18	3	0	0	5	2	16	2	0
Killebrew	.254	147	500	61	127	232	19	1	28	119	114	96	3	21
Luebke	.063	19	15	0	2	3	1	0	0	0	1	8	0	0
Manuel	.125	18	16	0	2	3	1	0	0	0	0	0	0	0
Mitterwald	.250	125	388	38	97	151	13	1	13	44	39	104	3	9
Nettles	.250	70	168	17	42	67	5	1	6	24	19	24	3	2
Oliva	.337	126	487	73	164	266	30	3	22	81	25	44	4	21
Perranoski	.000	36	3	0	0	0	0	0	0	0	0	1	0	0
Perry	.185	40	92	10	17	17	0	0	0	5	7	18	0	4
Powell	.161	20	31	7	5	8	0	0	1	2	3	12	0	1
Ratliff	.159	21	44	3	7	14	1	0	2	6	4	17	0	0
Reese	.219	120	329	40	72	116	8	3	10	39	20	35	7	9
Renick	.222	27	45	4	10	15	2	0	1	8	5	14	0	1
Root	.241	31	87	6	21	25	4	0	0	6	8	18	0	6
Soderholm	.156	21	64	9	10	17	4	0	1	4	10	17	0	0
Strickland	.000	24	0	0	0	0	0	0	0	0	1	3	0	0
Thomas	.267	23	30	4	8	9	1	0	0	2	4	3	0	0
Thompson	.263	48	57	10	15	17	2	0	0	7	7	12	0	5
Tischinski	.130	21	23	0	3	5	2	0	0	2	1	4	0	2
Tovar	.311	157	657	94	204	242	29	3	1	45	39	18	5	4
Williams	.000	46	10	1	0	0	0	0	0	0	1	8	0	0
<b>TOTALS</b>	<b>.260</b>	<b>160</b>	<b>5414</b>	<b>654</b>	<b>1406</b>	<b>2013</b>	<b>197</b>	<b>31</b>	<b>116</b>	<b>618</b>	<b>512</b>	<b>846</b>	<b>66</b>	<b>158</b>



## 1971 TWINS STATISTICS

### Pitching: (11th in A.L.)

PLAYER	W	L	ERA	G	GS	CG	SHO	SV	IP	H	R	ER	HR	BB	SO
Barber	1	0	6.00	4	2	0	0	0	11.2	8	9	8	2	13	4
Blyleven	16	15	2.82	38	38	17	5	0	278.1	267	95	87	21	59	224
Campisi	0	0	4.50	6	0	0	0	0	4.1	5	2	2	1	4	2
Corbin	8	11	4.11	52	11	2	0	3	140.1	141	74	64	19	70	83
Gebhard	1	2	3.00	17	0	0	0	0	18.0	17	6	6	0	11	13
Helt	4	7	3.32	48	11	0	0	9	129.2	104	54	48	13	58	137
Hamm	2	4	6.75	13	0	0	0	0	44.0	55	33	33	7	18	16
Haydel	4	2	4.28	31	0	0	0	1	40.0	33	19	19	3	20	28
Kaat	13	14	3.32	39	38	15	4	0	260.1	275	104	96	16	47	137
Luebber	2	5	5.03	18	12	0	0	1	68.0	73	42	38	7	37	35
Perranoski	1	4	6.70	36	0	0	0	5	42.2	60	39	32	2	28	21
Perry	17	17	4.23	40	39	8	0	1	270.0	263	135	127	39	102	126
Strickland	1	0	1.45	24	0	0	0	1	31.1	20	14	5	2	18	21
Williams	4	5	4.15	46	1	0	0	4	78.0	63	44	36	7	44	47
<b>TOTALS</b>	<b>74</b>	<b>86</b>	<b>3.81</b>	<b>160</b>	<b>43</b>	<b>9</b>	<b>25</b>	<b>1416.2</b>	<b>1384</b>	<b>670</b>	<b>600</b>	<b>139</b>	<b>529</b>	<b>895</b>	

## 1972 TWINS STATISTICS

### Batting: (4th in A.L.)

PLAYER	AVG	G	AB	R	H	TB	2B	3B	HR	RBI	BB	SO	SB	GDP
Adams	.333	3	6	0	2	2	0	0	0	0	0	1	0	0
Blyleven	.160	39	94	9	15	17	2	0	0	6	2	36	0	1
Borgmann	.234	56	175	11	41	54	4	0	3	14	25	25	0	4
Braun	.289	121	402	40	116	143	21	0	2	50	45	38	4	14
Brue	.241	100	253	18	61	76	9	3	0	12	17	38	3	5
Carew	.318	142	535	61	170	203	21	6	0	51	43	60	12	11
Corbin	.082	34	49	1	4	4	0	0	0	2	2	19	0	1
Darwin	.287	145	513	48	137	227	20	2	22	80	38	145	0	24
Dempsey	.200	25	40	0	6	9	1	0	0	0	6	8	0	2
Gebhard	.000	13	0	0	0	0	0	0	0	0	1	0	0	0
Goltz	.103	15	29	0	3	3	0	0	0	1	2	17	0	1
Granger	.200	63	10	0	2	3	1	0	0	0	0	5	0	0
Guth	.000	3	3	1	0	0	0	0	0	0	0	0	0	0
Helt	.444	10	27	6	12	16	1	0	1	6	0	1	0	1
Kaat	.289	24	45	3	13	22	3	0	2	4	1	16	0	0
Killebrew	.231	139	433	53	100	195	13	2	26	74	94	91	0	16
LaRoche	.091	62	11	2	1	1	0	0	0	0	3	6	0	0
Luebber	.000	2	0	0	0	0	0	0	0	0	0	0	0	0
Manuel	.205	63	122	6	25	33	5	0	1	8	4	16	0	1
Mitterwald	.184	64	163	12	30	39	4	1	1	8	9	37	0	5
Monson	.273	55	55	15	15	16	1	0	0	5	8	12	1	1
Nettles	.204	102	235	28	48	69	5	2	4	15	32	52	4	5
Oliva	.321	10	28	1	9	10	1	0	0	1	2	5	0	1
Perry	.155	35	71	3	11	12	1	0	0	1	3	14	0	0
Reese	.218	132	197	23	43	65	3	2	5	26	25	27	0	4
Renick	.172	55	93	10	16	30	2	0	4	8	15	25	0	5
Roof	.205	61	146	16	30	52	11	1	3	12	6	27	0	1
Soderholm	.188	93	287	28	54	103	10	0	13	39	19	48	3	6
Strickland	.333	25	3	0	1	1	0	0	0	2	1	2	0	0
Thompson	.276	144	573	54	158	204	22	6	4	48	34	57	3	14
Tovar	.265	141	548	86	145	183	20	6	2	31	39	39	21	6
Woodson	.080	36	88	4	7	0	0	0	0	2	2	38	0	0
<b>TOTALS</b>	<b>.244</b>	<b>154</b>	<b>5234</b>	<b>537</b>	<b>1277</b>	<b>1800</b>	<b>182</b>	<b>31</b>	<b>93</b>	<b>506</b>	<b>478</b>	<b>905</b>	<b>53</b>	<b>129</b>

### Pitching: (3rd in A.L.)

PLAYER	W	L	ERA	G	GS	CG	SHO	SV	IP	H	R	ER	HR	BB	SO
Blyleven	17	17	2.73	39	38	11	3	0	287.1	247	93	87	22	69	228
Corbin	8	9	2.61	31	19	5	3	0	161.2	138	56	47	12	53	83
Gebhard	0	1	8.57	15	0	0	0	0	21.0	38	29	20	3	13	13
Goltz	3	3	2.67	15	11	2	0	1	91.0	75	30	27	5	26	38
Granger	4	6	3.00	63	10	0	0	19	89.2	83	42	30	7	28	45
Kaat	10	2	2.07	15	15	5	0	0	113.1	94	36	26	6	20	64
LaRoche	5	7	2.84	62	0	0	0	10	95.1	72	33	30	9	39	79
Luebber	0	0	0.00	2	0	0	0	0	2.1	3	0	0	0	2	1
Norton	0	1	2.81	21	0	0	0	0	32.1	31	14	10	1	14	22
Perry	13	16	3.34	35	35	5	2	0	217.2	191	93	81	14	60	85
Strickland	3	1	2.50	25	0	0	0	3	36.0	28	16	10	7	19	30
Woodson	14	14	2.71	36	36	9	3	0	251.2	193	93	76	19	101	150
<b>TOTALS</b>	<b>77</b>	<b>77</b>	<b>2.84</b>	<b>154</b>	<b>37</b>	<b>17</b>	<b>34</b>	<b>1999.1</b>	<b>1188</b>	<b>535</b>	<b>441</b>	<b>105</b>	<b>444</b>	<b>838</b>	

## TWINS WINNING STREAKS

GAMES	DATES	OPPOSITION
15	June 1-16, 1991	Kansas City 2, Baltimore 3, Cleveland 7, New York 3
12	September 19-October 3, 1980	Chicago 3, Texas 5, Kansas City 4
11	September 13-24, 2003	Cleveland 5, Chicago 3, Detroit 3
11	June 22-July 3, 2006	Houston 1, Chicago-NL 3, Los Angeles-NL 3, Kansas City 1
10	May 19-30, 1963	Cleveland 1, Boston 3, Chicago 3, Washington 3
10	April 21-May 1, 1985	Oakland 5, Seattle 3, Detroit 2
10	June 17-27, 2008	Washington 3, Arizona 3, San Diego 3, Milwaukee 1
9	July 2-10, 1965	Kansas City 3, Boston 4, New York 2
9	July 10-17, 1969	Kansas City 1, Seattle 4, Chicago 4
9	September 7-16, 2004	Baltimore 2, Detroit 4, Chicago 3
8	June 24-July 2, 1963	Baltimore 1, Detroit 4, Washington 3
8	June 28-July 5, 1967	Boston 1, Washington 3, New York 4
8	April 26-August 2, 1969	Chicago 4, Kansas City 2, Seattle 2
8	July 28-August 2, 1976	Texas 3, Oakland 5
8	July 2-9, 1978	Chicago 1, Milwaukee 3, Oakland 4
8	May 22-29, 1988	Chicago 1, Kansas City 3, Detroit 3
8	June 11-20, 2006	Baltimore 1, Boston 3, Pittsburgh 3, Houston 1
8	July 14-21, 2006	Cleveland 3, Tampa Bay 4, Cleveland 3
8	July 24-August 1, 2010	Baltimore 2, Kansas City 3, Seattle 3
8	June 11-21, 2011	Texas 2, Chicago 2, San Diego 3, San Francisco 1
7	8x. last June 9-15, 1994	Chicago 4, Boston 3



## 1973 TWINS STATISTICS

### Batting: (1st in Majors)

PLAYER	AVG	G	AB	R	H	TB	2B	3B	HR	RBI	BB	SO	SB	GDP
Adams	.212	55	66	21	14	25	2	0	3	6	17	18	2	2
Borgmann	.265	12	34	7	9	11	2	0	0	9	6	10	0	0
Braun	.283	115	361	46	102	158	28	5	6	42	74	48	4	9
Brue	.263	92	278	39	73	110	9	5	6	33	35	43	3	4
Carew	.350	149	580	98	203	273	30	11	6	62	62	55	41	16
Darwin	.252	145	560	69	141	219	20	2	18	90	46	137	5	22
Hiele	.272	143	545	88	146	230	25	6	16	64	64	128	11	13
Holt	.297	132	441	92	131	195	25	3	11	58	29	43	0	12
Kaat	.202	2	4	1	0	0	0	0	0	0	0	0	0	0
Killebrew	.242	69	248	29	60	86	9	1	5	32	41	59	0	10
Kusick	.250	15	48	4	12	14	2	0	0	4	7	9	0	0
Lis	.245	103	253	37	62	102	11	1	9	25	28	66	0	13
Mitterwald	.259	125	432	50	112	175	15	0	16	64	39	111	3	10
Monzon	.224	39	76	10	17	20	1	1	0	4	11	9	1	0
Oliva	.291	146	571	63	166	234	20	0	16	92	45	44	2	13
Reese	.174	22	73	7	4	10	1	1	1	3	6	6	0	0
Roof	.197	47	117	10	23	32	4	1	1	15	13	27	0	4
Soderholm	.297	35	111	22	33	47	7	2	1	9	9	16	1	4
Terrell	.265	124	438	45	116	138	15	2	1	32	21	56	13	11
Thompson	.225	99	347	29	78	90	13	2	1	36	16	31	41	11
Walton	.177	37	96	13	17	32	1	1	4	8	17	28	0	3
<b>TOTALS</b>	<b>.270</b>	<b>162</b>	<b>5625</b>	<b>738</b>	<b>1521</b>	<b>2209</b>	<b>240</b>	<b>44</b>	<b>120</b>	<b>688</b>	<b>598</b>	<b>954</b>	<b>87</b>	<b>150</b>

### Pitching: (6th in A.L.)

PLAYER	W	L	ERA	G	GS	CG	SHO	SV	IP	H	R	ER	HR	BB	SO		
Albury	1	0	2.74	14	0	0	0	0	23.1	13	7	7	1	1	19	13	
Bane	0	5	4.95	23	6	0	0	2	60.1	62	40	33	5	30	42	47	
Byleven	20	17	2.52	40	40	25	9	0	325.0	296	109	91	16	67	288	8	
Campbell	3	3	3.11	28	2	0	0	7	51.2	44	20	18	5	20	42	2	
Corbin	8	5	3.04	51	7	1	0	14	148.1	124	58	50	7	60	83	3	
Decker	10	10	4.19	29	24	6	3	0	170.1	167	87	79	12	88	109	10	
Fife	3	2	4.33	10	7	1	0	0	51.2	54	26	25	2	29	18	1	
Goltz	6	4	5.27	32	10	1	0	1	106.1	138	68	62	11	32	65	6	
Hands	7	10	3.49	39	15	3	1	2	142.0	138	69	55	14	41	78	3	
Kaat	11	12	4.40	29	28	7	2	0	181.2	206	101	89	26	39	93	9	
Sanders	2	4	6.13	27	0	0	0	0	8	44.1	53	31	30	4	21	19	1
Strickland	0	1	12.60	1	0	0	0	0	5.1	11	8	7	0	5	6	6	
Woodson	10	8	3.96	23	23	4	2	0	141.1	137	68	62	12	68	53	8	
<b>TOTALS</b>	<b>81</b>	<b>81</b>	<b>3.77</b>	<b>162</b>	<b>162</b>	<b>48</b>	<b>18</b>	<b>34</b>	<b>1451.2</b>	<b>1443</b>	<b>692</b>	<b>608</b>	<b>115</b>	<b>519</b>	<b>879</b>	<b>79</b>	

## 1974 TWINS STATISTICS

### Batting: (2nd in A.L.)

PLAYER	AVG	G	AB	R	H	TB	2B	3B	HR	RBI	BB	SO	SB	GDP
Borgmann	.252	128	345	33	87	106	8	1	3	45	39	44	2	9
Bourque	.219	23	64	5	14	19	2	0	1	8	7	11	0	2
Braun	.280	129	453	53	127	165	12	1	8	40	56	51	4	6
Brue	.283	135	488	52	138	178	32	1	2	41	22	59	1	12
Burgmeier	.222	1	0	0	0	0	0	0	0	0	0	0	0	0
Carew	.364	153	599	86	218	267	30	5	3	55	74	49	38	17
Darwin	.264	152	575	67	152	234	13	7	25	94	37	127	1	12
Ferrer	.281	24	57	12	16	20	0	0	2	0	8	6	3	0
Gomez	.208	82	168	18	35	56	3	0	0	3	12	16	2	2
Hiele	.286	143	510	68	146	237	20	7	19	79	48	112	12	14
Holt	.254	79	197	24	50	61	11	0	0	16	14	16	0	6
Hundley	.193	32	88	2	17	19	2	0	0	3	4	12	0	4
Killebrew	.222	122	333	28	74	120	7	0	13	54	45	61	0	12
Kusick	.239	76	201	36	48	81	7	1	8	26	35	36	0	5
Lis	.195	24	41	5	8	8	0	0	0	3	5	12	0	2
Oliva	.285	127	459	43	131	190	16	2	13	57	27	31	0	14
Roof	.196	44	97	10	19	26	1	0	2	13	6	24	0	7
Soderholm	.276	141	464	63	128	182	18	3	10	51	48	68	7	14
Terrell	.245	116	229	43	56	72	4	6	0	19	11	27	3	6
Thompson	.250	97	264	25	66	86	6	1	4	25	22	29	1	15
<b>TOTALS</b>	<b>.272</b>	<b>163</b>	<b>5632</b>	<b>673</b>	<b>1530</b>	<b>2127</b>	<b>190</b>	<b>37</b>	<b>111</b>	<b>632</b>	<b>520</b>	<b>791</b>	<b>74</b>	<b>158</b>

### Pitching: (6th in A.L.)

PLAYER	W	L	ERA	G	GS	CG	SHO	SV	IP	H	R	ER	HR	BB	SO	
Albury	8	9	4.12	32	22	4	1	0	164.0	159	83	75	19	80	85	
Byleven	17	17	2.66	37	37	19	3	0	281.0	244	99	83	14	77	249	4
Burgmeier	5	3	4.09	26	12	2	0	4	91.2	92	46	46	7	26	34	0
Butler	4	6	4.06	26	12	2	0	0	98.2	91	47	45	9	56	79	3
Campbell	8	7	2.63	63	0	0	0	19	120.1	109	37	35	4	55	89	8
Corbin	7	6	5.30	29	15	1	0	0	112.1	133	78	66	8	40	50	1
Decker	16	14	3.29	37	37	11	1	0	248.2	234	105	91	24	97	158	8
Fife	0	0	16.20	4	0	0	0	0	4.2	10	11	9	0	4	3	0
Goltz	10	10	3.26	28	24	5	1	1	174.1	192	81	63	14	45	89	8
Hands	4	5	4.46	35	10	0	0	3	115.1	130	57	57	9	25	74	7
Hughes	0	2	5.40	2	2	1	0	0	10.1	8	8	6	2	4	8	0
Johnson	2	0	0.00	4	0	0	0	1	7.0	4	1	0	0	0	4	0
Woodson	1	1	4.33	5	4	0	0	0	27.0	30	16	13	5	4	12	1
<b>TOTALS</b>	<b>82</b>	<b>80</b>	<b>3.64</b>	<b>163</b>	<b>163</b>	<b>43</b>	<b>11</b>	<b>29</b>	<b>1455.1</b>	<b>1436</b>	<b>669</b>	<b>589</b>	<b>115</b>	<b>513</b>	<b>934</b>	<b>34</b>

## DID YOU Know?

...that Kirby Puckett became the ninth player in major league history to go 4-for-4 in his first big league nine-inning game on May 8, 1984 at California.



## 1975 TWINS STATISTICS

### Batting: (2nd in A.L.)

PLAYER	AVG	G	AB	R	H	TB	2B	3B	HR	RBI	BB	SO	SB	GDP
Albury	.000	1	1	0	0	0	0	0	0	0	0	1	0	0
Bergmann	.207	125	352	34	73	98	15	2	2	33	47	59	0	10
Bostock	.282	98	369	52	104	135	21	5	0	29	28	42	2	7
Braun	.302	136	453	70	137	194	18	3	11	45	66	55	0	8
Briggs	.231	87	264	44	61	95	9	2	7	39	60	41	6	1
Brye	.252	86	246	41	62	104	13	1	9	34	21	37	2	6
Burgmeier	.000	1	0	0	0	0	0	0	0	0	0	0	0	0
Campbell	.000	1	0	0	0	0	0	0	0	0	0	0	0	0
Carew	.359	143	535	89	192	266	24	4	14	80	64	40	35	10
Darwin	.219	48	169	26	37	58	6	0	5	18	18	44	2	8
Ferrer	.247	32	81	14	20	25	3	1	0	2	3	11	3	0
Ford	.280	130	440	72	123	191	21	1	15	59	30	79	6	10
Gomez	.139	89	72	7	10	10	0	0	0	5	4	12	0	1
Hisle	.314	80	255	37	80	126	9	2	11	51	27	39	17	5
Kelly	.181	49	127	11	23	31	5	0	1	11	15	22	0	3
Kusick	.237	57	156	14	37	63	8	0	6	27	21	23	0	3
Lundstedt	.107	18	28	2	3	3	0	0	0	1	4	5	0	1
McKay	.256	93	325	8	32	44	4	1	2	16	6	14	1	4
Oliva	.270	191	455	46	123	172	10	0	13	58	41	45	0	10
Peening	.135	14	37	0	5	7	1	0	0	1	5	7	0	2
Roof	.302	63	126	18	38	61	2	0	7	21	9	28	0	2
Soderholm	.286	117	419	62	120	174	17	2	11	58	53	66	3	14
Terrill	.286	108	385	48	110	133	16	2	1	36	19	27	4	12
Thompson	.270	112	355	25	96	126	11	2	5	37	18	30	0	7
Walton	.175	42	63	4	11	16	2	0	1	8	4	18	0	3
<b>TOTALS</b>	<b>.271</b>	<b>159</b>	<b>5514</b>	<b>724</b>	<b>1497</b>	<b>2131</b>	<b>215</b>	<b>28</b>	<b>121</b>	<b>669</b>	<b>563</b>	<b>746</b>	<b>81</b>	<b>127</b>

### Pitching: (10th in A.L.)

PLAYER	W	L	ERA	G	GS	CG	SHO	SV	IP	H	R	ER	HR	BB	SO
Albury	6	7	4.53	32	15	2	0	1	135.0	115	82	68	16	97	72
Bane	3	1	2.89	4	4	0	0	0	28.1	28	11	9	2	15	14
Bylieven	15	10	3.00	35	35	20	3	0	275.2	219	104	92	24	84	233
Burgmeier	5	8	3.08	46	0	0	0	11	75.2	76	32	26	7	23	41
Butler	5	4	5.93	23	8	1	0	0	81.2	100	61	54	12	35	55
Campbell	4	6	3.79	47	7	2	1	5	121.0	119	58	51	13	46	76
Cerbin	5	7	5.10	18	11	3	0	0	89.2	105	59	51	13	38	49
Decker	1	3	8.65	10	7	1	0	0	26.1	25	25	25	2	36	8
Goltz	14	14	3.67	32	15	1	0	0	243.0	235	112	99	18	72	128
Hughes	16	14	3.82	37	34	12	2	0	249.2	241	119	106	17	127	130
Johnson	1	2	4.15	18	0	0	0	3	38.2	40	23	18	4	21	17
Pazik	0	4	8.10	5	3	0	0	0	19.2	28	20	18	5	10	8
Wiley	1	3	6.00	15	3	1	0	2	38.2	50	30	26	4	13	15
<b>TOTALS</b>	<b>76</b>	<b>83</b>	<b>4.05</b>	<b>159</b>	<b>57</b>	<b>7</b>	<b>22</b>	<b>1423.0</b>	<b>1381</b>	<b>736</b>	<b>640</b>	<b>137</b>	<b>617</b>	<b>846</b>	

## 1976 TWINS STATISTICS

### Batting: (1st in A.L.)

PLAYER	AVG	G	AB	R	H	TB	2B	3B	HR	RBI	BB	SO	SB	GDP
Bane	.000	1	0	0	0	0	0	0	0	0	0	0	0	0
Bergmann	.246	24	65	10	16	22	3	0	1	6	19	7	1	2
Bostock	.323	128	474	75	153	204	21	9	4	60	33	37	12	15
Braun	.288	122	417	73	120	147	12	3	3	61	67	43	12	5
Brye	.264	87	258	33	88	85	11	0	2	23	13	31	3	7
Carew	.331	156	605	97	200	280	29	12	9	90	67	52	49	12
Cubbage	.260	104	342	40	89	127	19	5	3	49	42	37	1	10
Ford	.267	145	514	87	137	235	24	7	20	86	36	118	17	12
Goltz	.100	1	0	0	0	0	0	0	0	0	0	0	0	0
Gomez	.193	38	57	5	11	12	1	0	0	3	3	3	1	3
Hisle	.272	155	581	81	158	229	19	5	14	96	56	93	31	11
Kusick	.259	109	266	33	69	115	13	0	11	36	35	44	5	3
McKay	.203	45	138	8	28	30	2	0	0	8	9	27	1	6
Oliva	.211	67	123	3	26	32	3	0	1	16	2	13	0	2
Randall	.267	153	475	55	127	156	18	4	1	34	28	38	3	6
Roof	.219	18	46	1	10	13	3	0	0	4	2	6	0	1
Smalley	.271	103	384	46	104	132	16	3	2	36	47	79	0	7
Terrill	.246	89	171	29	42	47	3	1	0	8	9	15	1	4
Thompson	.234	34	124	9	29	33	4	0	0	6	3	8	1	1
Wynegar	.260	149	534	58	139	194	21	2	10	69	79	63	0	14
<b>TOTALS</b>	<b>214</b>	<b>162</b>	<b>5574</b>	<b>743</b>	<b>1526</b>	<b>2093</b>	<b>222</b>	<b>51</b>	<b>81</b>	<b>691</b>	<b>550</b>	<b>714</b>	<b>146</b>	<b>121</b>

### Pitching: (10th in A.L.)

PLAYER	W	L	ERA	G	GS	CG	SHO	SV	IP	H	R	ER	HR	BB	SO
Albury	3	1	3.60	23	0	0	0	0	50.1	51	22	20	0	24	23
Bane	4	7	5.13	14	15	1	0	0	79.1	92	52	45	6	39	24
Bylieven	4	5	3.13	12	12	4	0	0	95.1	101	39	33	3	35	75
Burgmeier	8	1	2.50	57	0	0	0	1	115.1	95	36	32	11	29	45
Campbell	17	5	3.00	78	0	0	0	20	167.2	145	63	56	9	62	115
Decker	2	7	5.28	13	12	0	0	0	58.0	60	37	34	3	51	35
Goltz	14	14	3.36	36	35	13	4	0	249.1	239	113	93	14	91	133
Hughes	9	14	4.98	37	26	3	0	0	177.0	190	113	98	17	73	87
Johnson	3	1	2.63	18	1	0	0	0	48.1	44	14	14	2	8	37
Luebber	4	5	4.01	38	12	2	1	2	119.1	109	57	53	9	62	45
Pazik	0	0	7.00	15	0	0	0	0	8.0	13	9	7	0	4	6
Rodriguez	8	8	3.51	23	23	5	3	0	118.0	105	61	46	6	63	74
Singer	9	9	3.77	26	26	5	3	0	172.0	177	88	72	9	69	63
<b>TOTALS</b>	<b>85</b>	<b>77</b>	<b>3.69</b>	<b>162</b>	<b>29</b>	<b>11</b>	<b>23</b>	<b>1459.0</b>	<b>1421</b>	<b>704</b>	<b>599</b>	<b>89</b>	<b>619</b>	<b>62</b>	



## 1977 TWINS STATISTICS

### Batting: (1st in Majors)

PLAYER	AVG	G	AB	R	H	TB	2B	3B	HR	RBI	BB	SO	SB	GDP
Adams	.338	95	269	32	91	126	17	0	6	49	18	30	0	5
Bass	.105	9	19	0	2	2	0	0	0	0	0	5	0	0
Borgmann	.256	17	43	12	11	18	1	0	2	7	11	9	0	1
Bostock	.336	153	593	104	199	301	36	12	14	90	51	59	16	16
Bullfinch	.156	15	32	2	5	6	0	0	0	5	5	5	0	1
Carew	.388	155	616	128	239	351	38	16	14	100	69	55	23	6
Chiles	.264	108	261	31	89	96	16	1	3	36	23	17	0	4
Cubbage	.264	129	417	60	110	163	16	5	3	55	37	49	1	4
Ford	.267	144	453	66	121	193	25	7	11	60	41	79	6	12
Goltz	.000	2	0	0	0	0	0	0	0	0	0	0	0	0
Gomez	.246	32	65	6	16	24	4	2	0	11	4	9	0	0
Gorinski	.195	54	118	14	23	38	4	1	3	22	5	29	1	1
Hisle	.302	141	546	95	165	291	36	3	28	119	56	106	21	11
Kusick	.254	115	268	34	68	116	12	0	12	45	49	60	3	14
Norwood	.229	39	83	15	19	31	3	0	3	9	6	17	6	1
Perlozzo	.292	10	24	6	7	11	0	2	0	0	2	3	0	0
Randall	.239	103	306	36	73	90	13	2	0	22	15	25	5	12
Smallley	.231	150	584	93	135	184	21	5	6	56	74	89	5	3
Tennell	.224	93	214	32	48	57	6	0	1	20	11	21	10	11
Wilfong	.246	73	171	22	42	48	1	1	1	13	17	26	10	1
Wolfe	.240	8	25	3	6	7	1	0	0	6	1	0	0	0
Wynegar	.261	144	532	76	139	197	22	3	10	79	68	61	2	11
<b>TOTALS</b>	<b>.282</b>	<b>161</b>	<b>5639</b>	<b>867</b>	<b>1568</b>	<b>2350</b>	<b>273</b>	<b>60</b>	<b>123</b>	<b>804</b>	<b>563</b>	<b>754</b>	<b>105</b>	<b>115</b>

### Pitching: (12th in A.L.)

PLAYER	W	L	ERA	G	GS	CG	SHO	SV	IP	H	R	ER	HR	BB	SO
Burmeier	6	4	5.10	61	0	0	0	7	97.1	113	56	55	15	33	35
Butler	0	1	6.86	6	4	0	0	0	21.0	19	17	16	5	15	5
Carrithers	0	1	7.07	7	0	0	0	0	14.1	16	13	11	2	6	3
Goltz	20	11	3.36	39	39	19	2	0	303.0	284	129	113	23	91	186
Holly	2	3	6.94	18	5	0	0	0	48.1	57	37	37	8	12	32
Hughes	0	0	2.25	2	0	0	0	0	4.1	4	1	1	0	1	1
Johnson, D	2	5	4.56	30	6	0	0	0	72.2	86	42	37	7	23	33
Johnson, T	16	7	3.12	71	0	0	0	15	146.2	152	57	51	11	47	87
Pazik	1	0	2.50	3	3	0	0	0	18.0	18	5	5	1	6	6
Redfern	6	9	5.19	30	28	1	0	3	137.1	164	89	79	13	66	73
Schueler	8	7	4.40	52	7	0	0	3	134.2	131	74	66	16	61	77
Serum	0	0	4.30	8	0	0	0	0	22.2	22	11	11	4	10	14
Shellenback	0	0	7.94	5	0	0	0	0	5.2	10	7	5	1	5	3
Thormodsgard	11	15	4.62	37	37	8	1	0	218.0	236	122	112	25	65	94
Zahn	12	14	4.68	34	32	7	1	0	198.0	234	116	103	20	66	88
<b>TOTALS</b>	<b>84</b>	<b>77</b>	<b>4.36</b>	<b>161</b>	<b>35</b>	<b>4</b>	<b>25</b>	<b>1442.0</b>	<b>1546</b>	<b>776</b>	<b>698</b>	<b>151</b>	<b>507</b>	<b>737</b>	

## 1978 TWINS STATISTICS

### Batting: (6th in A.L.)

PLAYER	AVG	G	AB	R	H	TB	2B	3B	HR	RBI	BB	SO	SB	GDP
Adams	.258	116	310	27	80	121	18	1	7	35	17	32	0	10
Borgmann	.211	49	123	16	26	41	4	1	3	15	18	17	0	0
Carew	.333	152	564	85	188	249	26	10	5	70	78	62	27	18
Chiles	.268	87	198	22	53	68	12	0	1	22	20	44	1	9
Cubbage	.282	125	394	40	111	158	12	7	7	57	40	44	3	0
Edwards	.250	15	44	7	11	17	3	0	1	3	7	13	0	0
Ford	.274	151	592	78	162	251	36	10	11	82	48	88	7	15
Kusick	.173	77	191	23	33	52	3	2	4	20	37	38	3	8
Morales	.314	101	242	22	76	97	13	1	2	38	20	35	0	10
Norwood	.255	125	428	56	109	161	22	3	8	46	28	64	25	15
Powell	.247	121	381	55	94	127	20	2	3	31	45	31	11	5
Randall	.270	119	330	36	89	106	11	3	0	21	24	22	5	7
Rivera	.271	101	251	35	68	89	8	2	3	23	35	47	5	3
Smallley	.273	168	586	80	160	254	31	3	19	77	85	70	2	16
Wilfong	.266	92	199	23	53	64	8	0	1	11	19	27	8	1
Wolfe	.234	88	235	25	55	76	10	1	3	25	36	27	0	8
Wynegar	.229	135	454	36	104	140	22	1	4	45	47	42	1	7
<b>TOTALS</b>	<b>.267</b>	<b>162</b>	<b>5522</b>	<b>666</b>	<b>1472</b>	<b>2071</b>	<b>259</b>	<b>47</b>	<b>82</b>	<b>621</b>	<b>604</b>	<b>684</b>	<b>99</b>	<b>139</b>

### Pitching: (10th in A.L.)

PLAYER	W	L	ERA	G	GS	CG	SHO	SV	IP	H	R	ER	HR	BB	SO
Erickson	14	13	3.96	37	37	14	0	0	265.2	268	129	117	19	79	121
Goltz	15	10	7.50	29	29	13	2	0	220.1	209	72	61	12	67	116
Harrison	0	1	3.60	15	0	0	0	0	12.0	18	10	10	0	11	7
Holly	4	6	4.50	19	15	1	1	0	92.1	89	53	46	9	48	54
Johnson, D	0	2	7.50	6	1	0	0	0	12.0	15	11	10	1	9	7
Johnson, T	1	4	5.45	18	0	0	0	3	32.2	42	22	20	2	17	21
Marshall	10	12	2.45	54	0	0	0	21	99.0	80	31	27	3	37	56
Perzanowski	2	7	5.21	13	7	1	0	1	56.2	59	37	33	1	26	31
Redfern	0	2	6.30	3	2	0	0	0	9.2	10	12	7	2	6	4
Scarce	1	1	3.94	17	0	0	0	0	32.0	35	19	14	5	15	17
Serum	9	9	4.11	34	23	6	1	1	184.1	188	88	84	14	44	80
Sutton	0	0	3.48	17	0	0	0	0	44.1	46	19	17	3	15	18
Thayer	1	1	3.80	20	0	0	0	0	45.0	40	19	19	5	30	30
Thormodsgard	6	6	5.05	32	12	1	0	0	136.0	81	40	37	7	17	23
Zahn	14	14	3.04	35	35	12	1	0	252.1	260	101	85	18	81	106
<b>TOTALS</b>	<b>73</b>	<b>89</b>	<b>3.69</b>	<b>162</b>	<b>162</b>	<b>48</b>	<b>9</b>	<b>26</b>	<b>1459.2</b>	<b>1468</b>	<b>678</b>	<b>599</b>	<b>102</b>	<b>520</b>	<b>703</b>

YEAR TO YEAR



## 1979 TWINS STATISTICS

### Batting: (5th in A.L.)

PLAYER	AVG	G	AB	R	H	TB	2B	3B	HR	RBI	BB	SO	SB	GDP
Adams	.301	119	326	34	98	137	13	1	8	50	25	27	2	3
Bergmann	.200	31	70	4	14	17	3	0	0	8	12	11	1	3
Castino	.285	148	393	49	112	156	13	8	5	52	27	72	5	9
Cubbage	.276	94	243	26	67	85	10	1	2	23	39	26	1	2
Edwards	.249	96	229	42	57	89	8	0	8	35	24	45	6	5
Goodwin	.289	58	159	22	46	79	8	5	5	27	11	23	0	5
Graham	.000	1	4	0	0	0	0	0	0	0	0	0	0	0
Jackson, D	.000	2	4	0	0	0	0	0	0	0	0	0	0	0
Jackson, R	.271	159	583	85	158	250	40	5	14	68	51	59	3	14
Kusick	.241	24	54	8	13	26	4	0	3	6	3	11	0	1
Landreaux	.305	151	564	81	172	254	27	5	15	83	37	57	10	13
Morales	.267	92	191	21	51	64	5	1	2	27	14	27	0	10
Norwood	.248	96	270	32	67	104	13	3	6	30	20	51	9	8
Powell	.293	104	338	49	99	128	17	3	2	36	33	25	5	9
Randall	.246	80	199	25	49	56	7	0	0	14	15	17	2	2
Redfern	.000	1	0	0	0	0	0	0	0	0	0	0	0	0
Rivera	.281	112	263	37	74	103	13	5	2	31	17	40	5	6
Smallley	.271	162	621	94	168	274	28	3	24	95	80	80	2	7
Sofield	.301	95	93	8	28	33	5	0	0	12	12	2	2	0
Vega	.000	4	7	0	0	0	0	0	0	0	0	2	0	0
Ward	.286	10	14	2	4	4	0	0	0	1	3	3	0	0
Wilfong	.313	140	419	71	131	192	22	6	9	59	29	54	11	2
Wynegar	.270	149	504	74	136	177	20	0	7	57	74	36	2	13
<b>TOTALS</b>	<b>.278</b>	<b>162</b>	<b>5544</b>	<b>764</b>	<b>1544</b>	<b>2228</b>	<b>256</b>	<b>46</b>	<b>112</b>	<b>714</b>	<b>526</b>	<b>693</b>	<b>66</b>	<b>116</b>

### Pitching: (7th in A.L.)

PLAYER	W	L	ERA	G	GS	CG	SHO	SV	IP	H	R	ER	HR	BB	SO
Baccis	4	2	4.36	31	0	0	0	0	65.2	61	39	32	6	29	33
Brett	0	0	4.85	9	0	0	0	0	12.2	16	7	7	1	6	3
Erickson	3	10	5.63	24	21	0	0	0	123.0	154	86	77	17	48	47
Felton	0	0	0.00	1	0	0	0	0	2.0	0	0	0	0	0	1
Goltz	14	13	4.16	36	35	12	1	0	250.2	282	124	116	22	69	132
Hartzell	6	10	5.36	28	26	4	0	0	163.0	193	102	97	18	44	44
Holly	0	0	7.50	6	0	0	0	0	6.1	10	7	5	0	3	5
Jackson, D	4	4	4.30	24	8	1	0	0	69.1	89	36	33	5	26	43
Mossman	20	13	3.38	37	36	10	2	0	263.2	268	108	99	19	83	157
Redfern	10	16	7.64	90	6	0	0	0	32.1	42	23	14	8	48	81
Serum	7	3	3.50	40	6	0	0	0	108.1	106	45	42	4	35	85
Stanfield	0	0	6.61	20	5	0	0	0	64.0	93	47	47	10	20	31
Thormodsgard	0	0	9.00	1	0	0	0	0	3.0	2	2	2	0	0	0
Zahn	13	7	3.57	26	24	4	0	0	169.0	181	74	67	13	41	58
<b>TOTALS</b>	<b>82</b>	<b>80</b>	<b>4.13</b>	<b>162</b>	<b>31</b>	<b>6</b>	<b>33</b>	<b>1444.1</b>	<b>1590</b>	<b>725</b>	<b>663</b>	<b>128</b>	<b>452</b>	<b>721</b>	

## 1980 TWINS STATISTICS

### Batting: (9th in A.L.)

PLAYER	AVG	G	AB	R	H	TB	2B	3B	HR	RBI	BB	SO	SB	GDP
Adams	.286	99	262	32	75	108	11	2	6	38	15	26	2	11
Butera	.271	34	85	4	23	24	1	0	2	3	6	0	0	4
Castino	.302	150	546	67	165	235	17	7	13	64	29	67	7	15
Cubbage	.246	103	285	29	70	103	9	0	8	42	23	37	0	4
Edwards	.250	81	206	26	59	67	9	0	2	20	12	51	2	6
Erickson	.000	1	0	0	0	0	0	0	0	0	0	0	0	0
Faedo	.250	5	8	1	2	3	1	0	0	0	0	0	0	0
Goodwin	.200	55	115	12	23	31	5	0	1	11	17	32	0	4
Jackson, D	.000	1	0	0	0	0	0	0	0	0	0	0	0	0
Jackson, R	.265	131	396	48	105	155	29	3	5	42	28	41	1	15
Johnston	.185	14	27	3	5	8	3	0	0	1	2	4	0	3
Landreaux	.281	129	484	56	136	202	23	11	7	62	39	42	8	13
Mackanin	.266	108	319	31	85	115	18	0	4	35	14	33	6	7
Morales	.303	97	241	36	73	118	17	2	8	36	22	19	0	11
Norwood	.164	34	73	6	12	17	2	0	1	8	3	13	3	14
Powell	.282	137	485	58	127	172	17	5	6	35	32	46	14	14
Randall	.200	5	15	3	4	4	1	0	0	1	0	1	0	1
Rivera	.221	44	113	13	25	41	7	0	3	10	4	20	0	4
Smallley	.278	133	486	64	135	197	24	1	12	63	65	63	3	15
Sofield	.247	131	417	52	103	156	18	4	9	49	24	92	4	3
Vega	.167	12	30	3	5	5	0	0	0	4	3	7	1	1
Ward	.463	13	41	11	19	32	6	2	1	10	3	6	0	0
Wilfong	.248	131	416	55	103	153	16	5	8	45	34	61	10	8
Wynegar	.255	146	486	61	124	163	18	3	5	57	63	36	3	9
<b>TOTALS</b>	<b>.265</b>	<b>161</b>	<b>5530</b>	<b>670</b>	<b>1468</b>	<b>2109</b>	<b>252</b>	<b>46</b>	<b>99</b>	<b>634</b>	<b>436</b>	<b>702</b>	<b>62</b>	<b>151</b>

### Pitching: (7th in A.L.)

PLAYER	W	L	ERA	G	GS	CG	SHO	SV	IP	H	R	ER	HR	BB	SO
Arroyo	6	6	4.70	21	11	1	1	0	92.1	97	55	48	7	32	27
Baccis	0	0	4.30	10	0	0	0	0	23.0	26	12	11	1	11	9
Corbett	8	6	1.99	78	0	0	0	23	136.1	102	31	30	7	42	89
Erickson	7	13	3.25	32	27	7	0	0	191.1	198	83	69	13	56	97
Felton	0	3	7.00	5	4	0	0	0	17.2	20	18	14	2	9	14
Jackson, D	0	0	3.87	32	25	1	0	0	172.0	161	81	74	15	69	90
Johnston	9	13	4.04	38	34	8	0	0	242.2	29	18	14	1	9	8
Marshall	1	3	6.19	1	0	0	0	1	32.1	42	23	22	2	12	13
Redfern	7	7	4.54	32	16	2	0	2	104.2	117	58	53	11	33	73
Verhoeven	3	4	3.96	44	0	0	0	0	99.2	109	53	44	10	29	42
Veselic	0	0	4.50	1	0	0	0	0	4.0	3	2	2	1	1	2
Williams	6	2	3.51	18	9	3	0	1	77.0	73	33	30	9	30	35
Zahn	14	18	4.40	38	35	13	5	0	232.2	273	138	114	17	66	96
<b>TOTALS</b>	<b>77</b>	<b>84</b>	<b>3.93</b>	<b>161</b>	<b>35</b>	<b>9</b>	<b>30</b>	<b>1451.0</b>	<b>1502</b>	<b>724</b>	<b>634</b>	<b>120</b>	<b>468</b>	<b>744</b>	



## 1981 TWINS STATISTICS

### Batting: (13th in A.L.)

PLAYER	AVG	G	AB	R	H	TB	2B	3B	HR	RBI	BB	SO	SB	GDP
Adams	.209	72	220	13	46	62	10	0	2	24	20	26	0	10
Baker	.182	40	66	6	12	18	0	3	0	6	1	8	0	3
Butera	.240	62	167	13	40	49	7	1	0	18	22	14	0	8
Castino	.268	101	381	41	102	151	13	9	6	36	18	52	4	3
Corcoran	.176	22	51	4	9	12	3	0	0	4	6	0	0	3
Engle	.258	82	248	29	64	101	14	4	5	32	13	37	0	9
Faedo	.195	12	41	2	8	10	1	0	0	2	2	1	0	0
Funderburk	.205	8	15	2	3	4	1	0	0	2	2	1	0	0
Gaetti	.192	9	26	4	5	11	0	0	2	3	0	6	0	1
Goodwin	.225	59	151	18	34	48	6	1	2	17	16	32	3	3
Hatcher	.255	99	377	36	96	132	23	2	3	37	15	29	3	10
Hrbek	.239	24	67	5	16	24	5	0	1	7	5	9	0	0
Jackson, R	.263	54	175	17	46	67	9	0	4	28	10	15	2	3
Johnston	.125	7	16	2	2	2	0	0	0	0	2	5	0	0
Laudner	.163	14	43	4	7	15	2	0	2	5	3	17	0	0
Mackamin	.231	77	225	21	52	73	7	1	4	18	7	40	1	4
Powell	.239	80	264	30	63	86	7	3	2	25	17	31	7	6
Smalley	.263	56	167	24	44	74	11	3	2	31	24	34	0	8
Smith	.200	15	40	4	8	12	1	0	1	5	0	3	0	0
Scheidt	.176	41	102	9	18	20	2	0	0	5	8	22	3	5
Ward	.264	85	295	42	78	106	7	6	3	29	28	48	5	10
Washington	.226	28	84	8	19	24	3	1	0	5	4	14	4	1
Wilfong	.246	93	305	32	75	101	11	3	3	19	29	43	2	1
Wynegar	.247	47	150	11	37	42	5	0	0	10	17	9	0	7
<b>TOTALS</b>	<b>.240</b>	<b>110</b>	<b>3676</b>	<b>378</b>	<b>884</b>	<b>1244</b>	<b>147</b>	<b>36</b>	<b>47</b>	<b>358</b>	<b>275</b>	<b>497</b>	<b>34</b>	<b>95</b>

### Pitching: (13th in A.L.)

PLAYER	W	L	ERA	G	GS	CG	SHO	SV	IP	H	R	ER	HR	BB	SO
Arroyo	7	10	3.94	23	19	2	0	0	128.1	144	66	56	11	34	39
Cooper	1	5	4.27	27	2	0	0	0	58.2	61	33	28	9	32	33
Corbett	2	6	2.56	54	0	0	0	17	87.2	80	29	25	5	34	60
Erickson	3	8	3.86	14	14	1	0	0	91.1	93	48	39	7	31	44
Felton	0	0	54.00	1	0	0	0	0	1.1	4	6	6	1	2	1
Havens	3	6	3.58	14	12	1	1	0	78.0	76	33	31	6	24	43
Hobbs	0	0	3.00	4	0	0	0	0	5.2	5	2	2	0	6	1
Jackson, D	3	3	4.36	14	5	0	0	0	32.2	35	16	11	1	19	26
Kossman	3	9	4.21	28	0	0	0	0	94.1	98	48	44	4	34	55
O'Connor	3	2	2.91	28	0	0	0	0	35.1	46	27	14	3	30	16
Redfern	9	8	4.06	24	23	3	0	0	141.2	140	70	64	12	52	77
Verhoeven	0	0	3.98	25	0	0	0	0	52.0	57	27	23	4	14	16
Veselic	1	1	3.13	5	0	0	0	0	22.2	22	8	8	1	12	13
Williams	6	10	4.08	23	22	4	0	0	150.0	160	72	68	11	52	76
<b>TOTALS</b>	<b>41</b>	<b>68</b>	<b>3.98</b>	<b>110</b>	<b>13</b>	<b>6</b>	<b>22</b>	<b>979.2</b>	<b>1021</b>	<b>486</b>	<b>433</b>	<b>79</b>	<b>376</b>	<b>500</b>	

## 1982 TWINS STATISTICS

### Batting: (10th in A.L.)

PLAYER	AVG	G	AB	R	H	TB	2B	3B	HR	RBI	BB	SO	SB	GDP
Brunansky	.272	127	463	77	126	218	30	1	20	46	71	101	1	12
Bush	.244	55	119	13	29	49	6	1	4	13	8	28	0	1
Butera	.254	54	126	9	32	44	2	0	0	8	17	12	0	6
Castino	.241	117	410	48	98	141	12	6	6	37	36	51	2	11
Eisenreich	.303	34	98	10	30	42	6	2	2	9	11	13	0	0
Engle	.226	58	186	20	42	65	7	2	4	16	10	22	0	6
Faedo	.243	90	255	16	62	79	8	0	3	22	16	22	1	9
Gaetti	.230	145	508	59	117	225	25	4	25	84	37	107	0	16
Hatcher	.249	84	277	23	69	95	13	2	3	26	8	27	0	12
Hrbek	.301	140	532	82	160	258	21	4	23	92	54	80	3	17
Johnson	.248	89	234	26	58	98	10	0	10	33	30	46	0	3
Laudner	.255	93	306	37	78	120	19	1	7	33	34	74	0	6
Milbourne	.235	29	98	9	23	26	1	1	0	1	7	8	1	5
Mitchell	.249	124	454	48	113	142	11	6	2	28	54	53	8	6
Smalley	.154	4	13	2	2	3	1	0	0	0	3	4	0	0
Smith	.217	9	23	1	5	7	0	0	0	1	1	3	0	0
Vega	.266	71	199	25	53	74	6	0	5	29	8	19	6	5
Ward	.289	152	570	85	165	296	33	7	28	91	37	106	13	16
Washington	.271	119	451	48	122	166	17	6	5	39	14	79	3	11
Wells	.204	15	54	5	11	16	1	2	0	3	1	8	0	0
Wilfong	.160	25	81	7	13	14	1	0	0	5	7	13	0	4
Wynegar	.209	24	86	9	18	25	4	1	1	8	10	12	0	2
<b>TOTALS</b>	<b>.257</b>	<b>162</b>	<b>5544</b>	<b>657</b>	<b>1427</b>	<b>2193</b>	<b>234</b>	<b>44</b>	<b>148</b>	<b>624</b>	<b>474</b>	<b>887</b>	<b>38</b>	<b>149</b>

### Pitching: (14th in A.L.)

PLAYER	W	L	ERA	G	GS	CG	SHO	SV	IP	H	R	ER	HR	BB	SO
Arroyo	0	1	5.27	7	0	0	0	0	13.2	17	8	8	2	6	4
Boris	1	2	3.99	23	0	0	0	0	49.2	46	24	22	8	19	30
Castillo	13	11	3.66	40	25	6	1	0	218.2	194	96	89	26	85	123
Cooper	0	1	9.53	6	1	0	0	0	11.1	14	12	12	0	11	5
Corbett	0	2	5.32	10	0	0	0	3	22.0	27	13	13	3	10	15
Davis	3	9	4.42	63	0	0	0	22	106.0	106	53	52	16	47	89
Erickson	4	3	4.87	7	7	2	0	0	40.2	56	29	22	6	12	12
Felton	0	13	4.99	48	6	0	0	3	117.1	99	71	65	18	76	92
Filson	0	2	8.76	5	5	0	0	0	12.1	17	12	12	2	8	10
Havens	10	14	4.31	33	32	2	0	0	208.2	201	112	100	32	80	129
Jackson	0	5	6.25	13	7	0	0	0	44.2	51	33	31	6	24	16
Little	2	0	4.21	33	0	0	0	0	36.1	33	20	17	6	27	26
O'Connor	8	9	4.29	23	19	6	1	0	126.0	122	63	60	13	57	56
Pacella	1	2	7.32	21	1	0	0	2	51.2	61	48	42	14	37	20
Redfern	5	11	6.58	27	13	2	0	0	94.1	122	74	69	16	51	40
Viola	4	10	5.21	22	22	3	1	0	126.0	152	77	73	22	38	84
Williams	9	7	4.22	26	26	3	0	0	153.0	166	74	72	18	55	61
<b>TOTALS</b>	<b>60</b>	<b>102</b>	<b>4.72</b>	<b>162</b>	<b>26</b>	<b>7</b>	<b>30</b>	<b>1433.0</b>	<b>1484</b>	<b>819</b>	<b>752</b>	<b>208</b>	<b>643</b>	<b>812</b>	

YEAR TO YEAR



## 1983 TWINS STATISTICS

### Batting: (11th in A.L.)

PLAYER	AVG	G	AB	R	H	TB	2B	3B	HR	RBI	BB	SO	SB	GDP
Brown	.272	91	309	40	84	94	6	2	0	22	10	28	3	9
Brunansky	.227	151	542	70	123	241	24	5	28	82	61	95	2	13
Bush	.249	124	373	43	93	156	24	3	11	56	34	51	0	7
Castino	.277	142	563	83	156	227	30	4	11	57	62	54	4	11
Eisenreich	.286	2	37	1	2	3	1	0	0	1	1	1	0	0
Engle	.305	120	371	46	114	168	22	4	8	43	28	39	2	13
Fazio	.277	51	173	16	46	58	7	0	1	18	4	19	0	4
Gaetti	.245	157	584	81	143	242	30	3	21	78	54	121	7	18
Gagne	.111	10	27	2	3	4	1	0	0	3	0	6	0	0
Hatcher	.317	106	375	50	119	167	15	3	9	47	14	19	2	12
Hrbek	.297	141	515	75	153	252	41	5	16	84	57	71	4	12
Jimenez	.174	36	86	5	15	22	5	1	0	9	4	11	0	0
Kuntz	.190	31	100	13	19	31	3	0	3	5	12	28	0	4
Laudner	.185	62	168	20	31	58	9	0	6	18	15	49	0	2
Mitchell	.230	59	152	26	35	46	4	2	1	15	28	21	1	3
Schrom	.000	1	0	0	0	0	0	0	0	0	0	0	0	0
Smith	.224	59	152	11	34	39	5	0	0	8	10	12	1	4
Ulfelder	.308	21	78	11	24	42	7	1	3	6	2	8	0	6
Waller	.190	35	106	15	15	19	4	0	0	5	5	21	0	5
Wendt	.278	157	623	76	173	274	34	5	19	88	44	98	8	24
Washington	.246	99	317	28	78	103	7	3	4	26	22	50	10	7
Wilson	.250	5	4	4	1	2	1	0	0	1	0	0	0	0
<b>TOTALS</b>	<b>.261</b>	<b>162</b>	<b>5601</b>	<b>709</b>	<b>1463</b>	<b>2248</b>	<b>280</b>	<b>41</b>	<b>141</b>	<b>671</b>	<b>467</b>	<b>802</b>	<b>44</b>	<b>150</b>

### Pitching: (14th in A.L.)

PLAYER	W	L	ERA	G	GS	CG	SHO	SV	IP	H	R	ER	HR	BB	SO
Castillo	8	12	4.77	27	25	3	0	0	158.1	170	91	84	17	65	90
Davis	5	8	3.34	66	0	0	0	30	89.0	89	34	33	6	33	84
Filson	4	1	3.40	26	8	0	0	1	90.0	87	34	34	9	29	49
Havens	5	8	8.18	16	14	1	0	0	80.1	110	75	73	11	38	40
Lewis	0	0	6.50	6	0	0	0	0	18.0	24	13	13	5	7	8
Lysander	5	12	3.38	61	4	1	1	3	125.0	132	63	47	8	43	58
O'Connor	2	3	5.86	27	8	0	0	0	83.0	107	59	54	13	36	56
DeKers	0	5	8.65	10	8	0	0	0	34.1	56	34	33	7	17	13
Petribone	0	4	5.33	4	4	1	0	0	27.0	28	16	16	8	8	10
Schrom	15	8	3.71	35	28	6	1	0	196	196	92	81	14	80	80
Wola	7	15	5.49	35	34	4	0	0	210.0	242	141	128	34	92	127
Walters	1	1	4.12	23	0	0	0	2	59.0	52	31	27	4	20	21
Whitehouse	7	1	4.15	60	0	0	0	2	73.2	70	34	34	6	44	44
Williams	11	14	4.14	36	29	4	1	1	193.1	196	105	89	21	68	68
<b>TOTALS</b>	<b>70</b>	<b>92</b>	<b>4.66</b>	<b>162</b>	<b>20</b>	<b>5</b>	<b>39</b>	<b>1437.1</b>	<b>1559</b>	<b>822</b>	<b>745</b>	<b>163</b>	<b>580</b>	<b>748</b>	

## 1984 TWINS STATISTICS

### Batting: (7th in A.L.)

PLAYER	AVG	G	AB	R	H	TB	2B	3B	HR	RBI	BB	SO	SB	GDP
Brown	.273	95	260	36	71	89	9	3	1	19	14	16	4	5
Brunansky	.254	155	567	75	144	261	21	0	32	85	57	94	4	15
Bush	.222	113	311	46	69	121	17	1	11	43	31	60	1	1
Castino	.444	8	27	5	12	13	1	0	0	3	5	2	0	2
David	.250	33	48	5	12	17	1	0	1	5	7	11	0	2
Eisenreich	.219	112	372	47	8	8	1	0	0	3	2	4	2	1
Engle	.266	109	391	56	104	138	20	1	4	38	26	22	0	18
Fazio	.250	16	52	6	13	17	1	0	1	6	4	3	0	1
Gaetti	.262	162	588	55	154	206	29	4	5	65	44	81	11	9
Gagne	.000	2	1	0	0	0	0	0	0	0	0	0	0	0
Hart	.172	13	29	0	5	5	0	0	0	5	1	2	0	0
Hatcher	.302	152	576	61	174	234	35	5	5	69	37	34	0	17
Hrbek	.311	149	559	80	174	292	31	3	27	107	65	87	1	17
Jimenez	.201	108	298	28	60	73	11	1	0	19	15	34	0	7
Laudner	.206	87	262	31	54	102	16	1	10	35	18	78	0	4
Meier	.238	59	147	18	35	45	8	1	0	13	6	9	0	5
Puckett	.296	128	557	63	165	187	12	5	0	31	14	69	14	11
Petrina	.079	14	38	1	3	4	1	0	0	4	4	12	0	0
Reed	.143	12	33	2	2	6	3	0	0	1	3	7	0	1
Speer	.212	12	33	2	2	7	0	0	0	1	3	7	0	1
Ulfelder	.262	157	568	76	149	227	30	3	14	61	76	73	1	18
Washington	.294	88	197	25	58	88	11	5	3	23	4	31	1	4
<b>TOTALS</b>	<b>.265</b>	<b>162</b>	<b>5562</b>	<b>673</b>	<b>1473</b>	<b>2140</b>	<b>259</b>	<b>33</b>	<b>114</b>	<b>636</b>	<b>437</b>	<b>735</b>	<b>39</b>	<b>138</b>

### Pitching: (4th in A.L.)

PLAYER	W	L	ERA	G	GS	CG	SHO	SV	IP	H	R	ER	HR	BB	SO
Butcher	13	11	3.44	34	34	8	1	0	225.0	242	98	86	18	53	83
Castillo	2	1	1.78	10	2	0	0	0	25.1	14	7	5	2	19	7
Constock	0	0	8.53	4	0	0	0	0	6.1	6	6	6	2	4	2
Davis	7	11	4.55	64	0	0	0	29	83.0	79	44	42	11	41	74
Filson	6	5	4.10	55	7	0	0	1	118.2	106	56	54	14	54	59
Hodge	4	3	4.77	25	15	0	0	0	100.0	116	59	53	13	29	59
Lysander	4	3	3.49	36	0	0	0	5	56.2	62	23	22	2	27	22
O'Connor	0	0	1.93	2	0	0	0	0	4.2	1	1	1	1	4	0
Pashnick	2	1	3.52	13	1	0	0	0	38.1	38	19	15	3	11	10
Schrom	5	11	4.47	25	21	3	0	0	137.0	156	75	68	15	41	49
Smithson	15	13	3.68	36	36	10	1	0	252.0	246	113	103	35	54	144
Wola	18	12	3.21	36	35	10	1	0	257.2	226	101	92	28	73	149
Walters	0	3	3.72	23	0	0	0	2	29.0	31	14	12	1	14	10
Wardle	0	0	4.50	2	0	0	0	0	4.0	3	2	2	2	0	5
Whitehouse	2	2	3.16	30	0	0	0	1	31.1	29	11	11	3	17	18
Williams	3	5	5.77	17	11	1	0	0	68.2	75	46	44	9	22	22
<b>TOTALS</b>	<b>81</b>	<b>81</b>	<b>3.85</b>	<b>162</b>	<b>32</b>	<b>9</b>	<b>38</b>	<b>1437.2</b>	<b>1429</b>	<b>675</b>	<b>615</b>	<b>159</b>	<b>463</b>	<b>713</b>	



## 1985 TWINS STATISTICS

### Batting: (6th in A.L.)

PLAYER	AVG	G	AB	R	H	TB	2B	3B	HR	RBI	BB	SO	SB	GDP
Brunansky	.242	157	567	71	137	254	28	4	27	90	71	86	5	12
Bush	.239	97	234	26	56	105	13	3	10	35	24	30	3	3
Engle	.256	70	172	28	44	77	8	2	7	25	21	28	2	3
Espinosa	.263	32	57	5	15	17	2	0	0	9	1	9	0	2
Funderburk	.314	23	70	7	22	37	1	1	2	13	5	12	0	4
Gaetti	.246	160	560	71	138	229	31	0	20	63	37	89	13	15
Gagne	.225	114	293	37	66	91	15	3	2	23	20	57	0	15
Hatcher	.282	116	444	46	125	182	28	0	3	49	16	23	0	15
Hrbek	.278	158	593	78	165	263	31	2	21	93	67	87	1	12
Laudner	.238	72	164	16	39	65	5	0	7	19	12	45	0	2
Lombardozzi	.370	28	54	10	20	26	4	1	0	6	6	6	3	0
Meier	.260	71	104	15	27	36	6	0	1	8	18	12	0	0
Puckett	.288	161	691	80	199	266	29	13	4	74	41	87	21	9
Reed	.200	7	10	2	2	2	0	0	0	0	0	3	0	0
Salas	.300	120	360	51	108	165	20	5	9	41	18	37	0	7
Smalley	.258	129	388	57	100	156	20	0	12	45	60	65	0	8
Stenhouse	.223	81	179	23	40	60	5	0	5	21	29	18	1	3
Touffel	.260	138	434	58	113	173	24	3	10	50	48	70	4	14
Washington	.274	70	135	24	37	54	6	4	1	14	8	15	5	3
<b>TOTALS</b>	<b>.264</b>	<b>162</b>	<b>5509</b>	<b>705</b>	<b>1453</b>	<b>2240</b>	<b>282</b>	<b>41</b>	<b>141</b>	<b>678</b>	<b>502</b>	<b>779</b>	<b>68</b>	<b>117</b>

### Pitching: (11th in A.L.)

PLAYER	W	L	ERA	G	GS	CG	SHO	SV	IP	H	R	ER	HR	BB	SO
ByLever	8	5	3.00	14	14	9	1	0	114.0	101	45	38	9	26	77
Brown	0	0	6.83	5	0	0	0	0	15.2	21	13	12	2	7	5
Burt	2	2	3.81	5	2	0	0	0	28.1	20	13	12	2	7	9
Butcher	11	14	4.98	34	33	8	2	0	207.2	239	125	115	24	43	92
Davis	2	6	3.48	57	0	0	0	25	64.2	55	28	25	7	35	72
Eufemia	4	2	3.79	39	0	0	0	2	61.2	56	27	26	7	21	30
Filson	4	5	3.67	40	6	1	0	2	95.2	93	42	39	13	30	42
Howe	2	3	6.16	13	0	0	0	0	19.0	28	16	13	1	7	10
Klawitter	0	0	6.75	7	2	0	0	0	9.1	7	7	7	2	13	5
Lysander	0	2	6.05	35	1	0	0	3	61.0	72	43	41	3	22	26
Portugal	1	3	5.55	6	4	0	0	0	24.1	24	16	15	3	14	12
Schrim	9	12	4.99	29	26	6	0	0	160.2	164	95	89	28	59	74
Smithson	15	14	4.34	37	37	8	3	0	257.0	264	134	124	25	78	127
Viola	16	14	4.09	36	36	9	0	0	230.2	262	136	114	26	68	135
Wardle	1	3	5.51	35	0	0	0	0	49.0	49	32	30	9	28	47
Whitehouse	0	0	11.05	0	0	0	0	1	7.1	12	9	9	4	2	4
Yett	0	0	27.00	1	1	1	0	0	0.1	1	1	1	0	2	0
<b>TOTALS</b>	<b>77</b>	<b>85</b>	<b>4.48</b>	<b>162</b>	<b>41</b>	<b>7</b>	<b>34</b>	<b>1426.1</b>	<b>1468</b>	<b>782</b>	<b>710</b>	<b>164</b>	<b>462</b>	<b>767</b>	

## 1986 TWINS STATISTICS

### Batting: (7th in A.L.)

PLAYER	AVG	G	AB	R	H	TB	2B	3B	HR	RBI	BB	SO	SB	GDP
Anderson	...	1	0	0	0	0	0	0	0	0	0	0	0	0
Beane	.213	80	183	20	39	54	6	0	3	15	11	54	2	6
Brunansky	.256	157	593	69	152	251	28	1	23	75	53	98	12	15
Bush	.269	130	357	50	96	150	19	7	7	45	39	63	5	7
David	.200	5	5	0	1	1	0	0	0	0	0	0	0	0
Davidson	.218	36	68	5	8	11	3	0	0	2	6	22	2	0
Espinosa	.214	37	42	5	8	10	1	0	0	1	1	10	0	0
Fontenet	.000	1	0	0	0	0	0	0	0	0	0	0	0	0
Gaetti	.287	157	586	91	171	309	34	1	34	108	52	108	14	18
Gagne	.250	156	472	63	118	188	22	6	12	54	30	108	12	4
Hatcher	.278	115	317	40	88	116	13	3	3	32	19	26	2	8
Hrbek	.267	149	550	85	147	263	27	1	29	91	71	81	2	15
Laudner	.244	76	193	21	47	87	10	0	10	29	24	56	1	5
Lombardozzi	.227	156	453	53	103	157	20	5	8	33	52	76	3	8
Pittaro	.095	11	21	0	2	2	0	0	0	0	0	8	0	0
Puckett	.328	161	680	119	223	365	37	6	31	96	34	99	20	14
Reed	.236	68	165	13	39	53	6	1	2	9	16	19	1	2
Salas	.233	91	258	28	60	99	7	4	8	33	18	32	3	8
Sanchez	.125	8	16	1	2	2	0	0	0	1	1	8	0	2
Smalley	.246	143	459	59	113	201	20	4	20	57	68	80	1	10
Washington	.257	48	74	15	19	34	3	0	4	11	3	21	1	0
Woods	.321	23	28	5	9	16	1	0	2	8	3	5	0	0
<b>TOTALS</b>	<b>.261</b>	<b>162</b>	<b>5531</b>	<b>741</b>	<b>1446</b>	<b>2369</b>	<b>257</b>	<b>39</b>	<b>196</b>	<b>700</b>	<b>501</b>	<b>977</b>	<b>81</b>	<b>123</b>

### Pitching: (14th in A.L.)

PLAYER	W	L	ERA	G	GS	CG	SHO	SV	IP	H	R	ER	HR	BB	SO	
Agosto	1	2	8.85	17	1	0	0	1	20.1	43	25	20	1	14	9	
Anderson	3	6	5.55	21	10	1	0	0	84.1	106	54	52	11	30	51	
Atherton	5	8	3.75	47	0	0	0	10	81.2	82	37	34	9	35	59	
ByLever	17	14	4.01	36	36	16	3	0	271.2	262	134	121	50	58	215	
Burt	0	0	31.50	3	0	0	0	0	2.0	7	7	7	1	3	1	
Butcher	0	3	6.30	16	10	1	0	0	70.0	82	50	49	11	24	29	
Davis	2	6	9.08	36	0	0	0	2	38.2	55	42	39	7	29	30	
Filson	0	0	5.68	4	0	0	0	0	6.1	13	4	4	1	2	4	
Fontenet	0	0	9.92	15	0	0	0	0	16.1	27	19	18	3	4	25	
Frazier	1	1	4.39	15	0	0	0	0	6	26.2	23	13	13	2	16	25
Heaton	4	9	3.98	21	17	3	0	1	124.1	128	60	55	18	47	66	
Jackson	0	0	3.86	28	0	0	0	0	68.5	57	24	26	1	6	8	
Latham	0	1	7.31	7	2	0	0	0	16.0	24	14	13	1	6	8	
Pastore	3	1	4.01	33	1	0	0	2	49.1	54	28	22	4	24	18	
Portugal	6	10	4.31	27	15	3	0	1	112.2	112	56	54	10	50	67	
Smith	0	2	6.97	5	0	0	0	0	10.1	13	8	8	1	5	8	
Smithson	13	14	4.77	34	33	8	1	0	198.0	234	123	105	26	57	114	
Viola	16	13	4.51	37	37	7	1	0	245.2	257	136	123	37	83	191	
<b>TOTALS</b>	<b>71</b>	<b>91</b>	<b>4.77</b>	<b>162</b>	<b>39</b>	<b>6</b>	<b>24</b>	<b>1432.2</b>	<b>1579</b>	<b>839</b>	<b>759</b>	<b>200</b>	<b>503</b>	<b>937</b>		

YEAR TO YEAR



## 1987 TWINS STATISTICS

### Batting: (10th in A.L.)

PLAYER	AVG	G	AB	R	H	TB	2B	3B	HR	RBI	BB	SO	SB	GDP
Baylor	.286	20	49	3	14	15	1	0	0	6	5	12	0	3
Beane	.267	12	15	1	4	6	2	0	0	1	0	6	0	0
Brunansky	.259	155	532	83	138	260	22	2	32	85	74	104	11	12
Bush	.253	122	293	46	74	121	10	2	11	46	43	49	10	6
Butera	.171	51	150	7	19	27	5	0	1	12	7	16	0	4
Davidson	.267	102	150	35	40	49	4	0	1	14	13	26	9	4
Geatti	.285	154	584	95	150	283	26	2	31	109	37	32	10	25
Gagne	.265	137	437	68	116	188	28	7	10	40	25	84	6	3
Gladden	.249	121	438	69	109	158	21	2	8	38	38	72	25	8
Hrbek	.285	143	477	85	136	260	20	1	34	90	84	60	5	13
Larkin	.266	85	233	23	62	89	11	2	4	28	25	31	1	4
Laudner	.191	113	288	30	55	112	7	1	16	4	23	80	1	4
Lombardozi	.238	136	432	51	103	152	19	3	8	38	33	66	5	10
Newman	.221	110	307	44	68	93	15	5	0	29	34	27	15	5
Nieto	.200	41	105	7	21	33	7	1	1	12	8	24	0	1
Pittaro	.333	14	12	6	4	4	0	0	0	0	1	0	1	0
Puckett	.332	157	624	96	207	333	32	5	28	99	32	91	12	15
Sales	.378	22	45	8	17	28	2	0	3	9	5	6	0	0
Smalley	.275	110	308	32	85	127	16	1	8	34	36	52	7	7
<b>TOTALS</b>	<b>.261</b>	<b>162</b>	<b>5441</b>	<b>786</b>	<b>1422</b>	<b>2338</b>	<b>258</b>	<b>35</b>	<b>196</b>	<b>733</b>	<b>523</b>	<b>896</b>	<b>113</b>	<b>127</b>

### Pitching: (10th in A.L.)

PLAYER	W	L	ERA	G	GS	CG	SHO	SV	IP	H	R	ER	HR	BB	SO
Anderson	1	0	10.95	4	2	0	0	0	12.1	20	15	15	3	10	3
Atherton	7	5	4.54	56	6	0	0	0	78.1	81	46	40	10	30	51
Berenguer	8	1	3.94	47	6	0	0	4	112.0	100	51	49	10	47	110
Bittinger	1	0	5.40	43	6	0	0	0	8.1	11	5	2	0	5	5
Bylieven	15	12	4.01	37	37	8	1	0	267.0	249	132	119	46	101	196
Carlton	1	5	6.70	9	7	0	0	0	43.0	54	35	32	7	23	20
Frazier	5	5	4.98	54	0	0	0	2	81.1	77	49	45	9	51	58
Klink	0	1	6.65	12	0	0	0	0	23.0	37	18	17	4	11	17
Niekro	4	9	6.26	19	18	0	0	0	96.1	115	76	67	11	45	54
Niemann	1	0	8.44	6	0	0	0	0	5.1	3	5	5	0	7	1
Portugal	1	3	7.77	13	7	0	0	0	44.0	58	40	38	13	24	28
Readon	8	8	4.48	63	0	0	0	31	80.1	70	41	40	14	28	83
Schatzeder	3	1	6.39	30	1	0	0	0	43.2	64	37	31	8	18	30
Smith	1	0	4.96	7	1	0	0	0	16.1	20	10	9	3	6	8
Smithson	4	7	5.94	21	20	0	0	0	109.0	126	76	72	17	38	53
Straker	8	10	4.37	31	26	1	0	0	154.1	150	79	75	24	59	76
Viola	17	10	2.90	36	36	7	1	0	251.2	230	91	81	29	66	197
<b>TOTALS</b>	<b>85</b>	<b>77</b>	<b>4.63</b>	<b>162</b>	<b>16</b>	<b>4</b>	<b>39</b>	<b>1427.1</b>	<b>1465</b>	<b>806</b>	<b>734</b>	<b>210</b>	<b>564</b>	<b>990</b>	

## 1988 TWINS STATISTICS

### Batting: (2nd in Majors)

PLAYER	AVG	G	AB	R	H	TB	2B	3B	HR	RBI	BB	SO	SB	GDP
Baker	.000	11	7	1	0	0	0	0	0	0	0	5	0	0
Brunansky	.184	14	49	5	9	13	1	0	1	6	7	11	1	0
Bullock	.294	16	17	3	5	5	0	0	0	3	3	1	1	0
Bush	.261	136	394	51	103	171	20	3	14	51	58	49	8	8
Christensen	.263	23	38	5	10	14	4	0	0	3	5	0	0	1
Davidson	.217	100	106	22	23	33	7	0	0	10	10	20	0	3
Dwyer	.283	20	41	6	12	19	1	0	2	15	13	8	0	1
Geatti	.301	133	468	66	141	258	29	2	28	88	86	86	7	10
Gagne	.236	149	461	70	109	183	20	6	14	48	27	110	15	13
Gladden	.269	141	576	91	155	232	32	6	11	62	46	74	28	9
Harper	.295	60	166	15	49	71	11	1	3	20	10	12	0	12
Herr	.263	86	304	42	80	99	16	0	1	21	40	47	10	9
Hrbek	.312	143	510	75	159	265	31	0	25	76	67	54	0	9
Larkin	.267	149	505	56	135	193	30	2	8	70	68	55	3	12
Laudner	.251	117	375	38	94	153	18	1	13	54	36	89	0	14
Lombardozi	.209	103	287	34	60	88	15	2	3	27	35	48	2	2
Lowry	.000	6	7	0	0	0	0	0	0	0	0	2	0	0
Moses	.316	105	206	33	65	87	10	3	2	12	15	21	11	4
Newman	.223	105	260	35	58	65	7	0	0	19	29	34	12	4
Nieto	.267	24	60	4	4	4	0	0	0	0	1	17	0	2
Puckett	.356	158	657	109	234	358	42	5	24	121	23	83	6	17
Torve	.188	12	16	1	3	6	0	0	1	2	1	2	0	0
<b>TOTALS</b>	<b>.274</b>	<b>162</b>	<b>5510</b>	<b>759</b>	<b>1508</b>	<b>2317</b>	<b>294</b>	<b>31</b>	<b>151</b>	<b>710</b>	<b>528</b>	<b>832</b>	<b>107</b>	<b>130</b>

### Pitching: (6th in A.L.)

PLAYER	W	L	ERA	G	GS	CG	SHO	SV	IP	H	R	ER	HR	BB	SO
Anderson	16	9	2.45	30	30	3	1	0	202.1	199	70	55	14	37	83
Atherton	7	5	3.41	49	0	0	0	3	74.0	65	29	28	10	22	43
Berenguer	8	4	3.96	57	1	0	0	2	100.0	74	44	44	7	61	99
Best	0	0	6.00	11	0	0	0	0	12.0	15	9	8	1	7	9
Bylieven	10	17	5.43	33	33	7	0	0	207.1	240	128	125	21	51	145
Carlton	0	1	16.76	4	1	0	0	0	9.2	20	19	18	5	5	5
Gladden	0	0	0.00	1	0	0	0	0	1.0	0	0	0	0	0	0
Gonzalez	0	0	3.38	16	0	0	0	1	21.1	20	8	8	4	8	19
Lea	7	7	4.85	24	23	0	0	0	130.0	156	79	70	19	50	72
Martinez	0	0	18.00	3	0	0	0	0	4.0	8	9	8	1	4	3
Moses	0	1	10.80	5	0	0	0	0	6.2	8	8	8	1	9	7
Niekro	1	0	1.00	3	2	0	0	0	11.2	16	13	13	2	4	7
Portugal	1	3	4.53	26	0	0	0	3	57.2	60	30	29	11	17	31
Readon	2	4	2.47	63	0	0	0	42	73.0	68	21	20	6	15	56
Schatzeder	0	1	1.74	10	0	0	0	0	10.1	8	2	2	1	5	7
Smith	3	0	2.68	9	4	0	0	0	37.0	29	12	11	3	12	17
Straker	2	5	3.92	16	14	1	1	1	82.2	86	39	36	8	25	23
Toliver	7	6	4.24	21	19	0	0	0	114.2	116	57	54	8	52	69
Viola	24	7	2.64	35	35	7	2	0	255.1	236	80	75	20	54	193
Winn	1	0	6.00	9	0	0	0	0	21.0	33	15	14	4	10	9
<b>TOTALS</b>	<b>91</b>	<b>71</b>	<b>3.93</b>	<b>162</b>	<b>18</b>	<b>9</b>	<b>52</b>	<b>1431.2</b>	<b>1457</b>	<b>672</b>	<b>625</b>	<b>146</b>	<b>453</b>	<b>897</b>	



## 1989 TWINS STATISTICS

### Batting: (2nd in Majors)

PLAYER	AVG	G	AB	R	H	TB	2B	3B	HR	RBI	BB	SO	SB	GDP
Anderson	.000	1	1	0	0	0	0	0	0	0	0	1	0	0
Backman	.231	87	299	33	69	85	9	2	1	26	32	45	1	4
Baker	.295	43	78	17	23	30	5	1	0	9	9	18	0	0
Bush	.263	141	391	60	103	170	17	4	14	54	48	73	5	16
Castillo	.257	94	218	23	56	99	13	3	8	33	15	40	1	6
Dwyer	.316	88	225	34	71	91	11	0	3	23	28	23	2	12
Gaetti	.251	190	498	64	126	201	11	0	19	75	25	87	6	12
Gagne	.272	149	468	69	125	195	29	7	3	48	17	80	11	10
Gladden	.295	121	461	69	136	189	23	3	8	46	23	53	23	6
Hale	.209	28	67	6	14	17	3	0	0	4	1	6	0	0
Harper	.325	126	385	43	125	173	24	0	8	57	13	16	2	11
Hrbek	.272	109	375	59	102	194	17	0	25	84	53	35	3	6
Jorgensen	.174	10	23	1	4	5	1	0	0	2	4	5	0	1
Larkin	.267	136	446	61	119	164	25	1	6	46	54	57	5	13
Laudner	.222	100	239	24	53	84	11	1	6	27	25	65	1	7
Mercado	.105	19	38	1	4	4	0	0	0	1	4	4	1	0
Moses	.281	129	242	33	68	89	12	3	1	31	19	23	14	5
Newman	.253	141	446	62	113	135	18	2	0	38	59	46	25	3
Olsen	.500	3	2	0	1	1	0	0	0	0	0	0	0	0
Puckett	.339	189	635	75	215	295	45	4	9	86	41	58	11	21
Rodriguez	.455	6	11	2	5	7	2	0	0	0	0	1	0	0
Sorrento	.238	14	21	2	5	5	0	0	0	1	5	4	0	0
Toivler	.000	1	0	0	0	0	0	0	0	0	0	0	0	0
Webster	.300	14	20	3	6	8	2	0	0	1	3	2	0	0
<b>TOTALS</b>	<b>.276</b>	<b>162</b>	<b>5581</b>	<b>740</b>	<b>1542</b>	<b>2241</b>	<b>278</b>	<b>35</b>	<b>117</b>	<b>691</b>	<b>478</b>	<b>743</b>	<b>111</b>	<b>126</b>

### Pitching: (12th in A.L.)

PLAYER	W	L	ERA	G	GS	CG	SHO	SV	IP	H	R	ER	HR	BB	SO
Aguilera	3	5	3.21	11	11	3	0	0	75.2	71	32	27	5	17	57
Anderson	17	10	3.80	33	33	4	1	0	196.2	214	97	83	15	53	69
Berenguer	9	3	3.48	56	0	0	0	3	106.0	96	44	41	11	47	93
Booker	0	0	4.15	6	0	0	0	0	8.2	11	4	4	1	2	3
Cook	0	1	5.06	15	0	0	0	0	21.1	22	12	12	1	17	15
Drummond	0	0	3.86	8	0	0	0	1	16.1	16	7	7	0	8	9
Dyer	4	7	4.82	16	12	1	0	0	71.0	74	43	38	2	37	37
Gladden	0	0	9.00	1	0	0	0	0	1.0	2	3	3	0	1	0
Gonzalez	3	2	4.66	21	0	0	0	0	28.0	32	17	15	2	11	25
Guthrie	2	4	4.55	13	8	0	0	0	57.1	66	32	29	7	21	38
Moses	0	0	0.00	1	0	0	0	0	1.0	0	0	0	0	1	0
Oliveras	3	4	4.53	12	8	1	0	0	55.2	64	28	28	8	15	24
Rawley	5	12	5.21	27	25	1	0	0	145.0	167	89	84	19	60	68
Reardon	5	4	4.07	65	0	0	0	31	73.0	68	33	33	8	12	46
Shields	0	1	7.79	11	0	0	0	0	17.1	28	18	15	3	6	12
Smith	10	6	3.92	32	26	2	2	0	172.1	180	82	75	22	51	92
St. Claire	1	0	5.24	14	0	0	0	1	22.1	19	13	13	4	10	14
Tapani	2	2	3.86	5	5	0	0	0	32.2	34	15	14	2	8	21
Toivler	1	3	7.76	7	5	0	0	0	29.0	39	26	25	2	15	11
Tunelli	1	0	6.0	10	0	0	0	0	12.0	18	8	8	1	6	7
Viola	8	12	3.79	24	24	7	1	0	175.2	171	80	74	17	47	138
Wayne	3	4	3.30	60	0	0	0	1	71.0	55	28	26	4	36	41
West	3	2	6.41	10	5	0	0	0	39.1	48	29	28	5	19	31
<b>TOTALS</b>	<b>80</b>	<b>82</b>	<b>4.28</b>	<b>162</b>	<b>19</b>	<b>8</b>	<b>38</b>	<b>1429.1</b>	<b>1495</b>	<b>738</b>	<b>680</b>	<b>139</b>	<b>500</b>	<b>851</b>	

## 1990 TWINS STATISTICS

### Batting: (4th in A.L.)

PLAYER	AVG	G	AB	R	H	TB	2B	3B	HR	RBI	BB	SO	SB	GDP
Baker	.000	3	1	0	0	0	0	0	0	0	0	0	0	0
Bush	.243	73	181	17	44	70	8	0	6	18	21	27	0	2
Castillo	.219	64	137	11	30	34	4	0	0	12	3	23	0	1
Dwyer	.190	37	63	7	12	15	0	0	1	5	12	7	0	2
Gaetti	.229	154	577	61	132	217	27	5	16	85	36	101	6	22
Gagne	.235	138	388	38	91	140	22	3	7	38	24	76	8	5
Gladden	.275	136	534	64	147	201	27	6	5	40	26	67	25	17
Hale	.000	1	0	0	0	0	0	0	0	0	0	1	0	0
Harper	.294	134	476	61	141	207	42	3	6	54	19	27	3	20
Hrbek	.287	143	492	61	141	233	26	0	22	79	69	45	5	17
Larkin	.269	119	401	46	108	157	26	4	5	42	42	55	5	6
Leius	.240	14	25	4	6	10	1	0	1	4	2	2	0	2
Liriano	.254	53	185	30	47	66	5	7	0	13	22	24	5	3
Mack	.326	125	313	50	102	144	10	4	8	44	29	69	13	7
Manrique	.237	69	228	22	54	79	10	0	5	29	4	35	2	8
Moses	.221	115	172	26	38	46	3	1	1	14	19	19	2	4
Munoz	.271	22	85	13	23	29	4	1	0	5	2	16	3	3
Newman	.242	144	388	43	94	108	14	0	0	30	33	34	13	7
Ortiz	.335	71	170	18	57	66	7	1	0	18	12	16	0	4
Puckett	.298	146	558	82	167	246	40	3	12	80	57	73	5	15
Sorrento	.207	41	121	11	25	46	4	1	5	13	12	12	1	3
Webster	.333	2	6	1	2	3	1	0	0	0	0	0	0	0
<b>TOTALS</b>	<b>.265</b>	<b>162</b>	<b>5499</b>	<b>666</b>	<b>1458</b>	<b>2117</b>	<b>281</b>	<b>39</b>	<b>100</b>	<b>625</b>	<b>445</b>	<b>749</b>	<b>96</b>	<b>148</b>

## DID YOU Know?

...that in 1976, Twins pitcher Bill Campbell went 17-5 with a 3.00 ERA and 20 saves in 78 relief appearances. He became the second player in major league history to win and save at least 15 games in a season since saves became an official statistic in 1969 (Dodger's Mike Marshall won 15 and saved 21 in 1974). Campbell's 17 victories tied the American League record for wins in relief. In 1977, Twins reliever Tom Johnson became the third player in major league history to win and save at least 15 games. He finished the season 16-7 with a 3.12 ERA and 15 saves in 71 relief appearances.



## 1990 TWINS STATISTICS

### Pitching: (11th in A.L.)

PLAYER	W	L	ERA	G	GS	CG	SHO	SV	IP	H	R	ER	HR	BB	SO
Abbott	0	5	5.97	7	7	0	0	0	34.2	37	24	23	0	28	25
Aguilera	5	3	2.76	56	0	0	0	32	65.1	55	27	20	5	19	61
Anderson	7	18	4.53	31	31	5	1	0	188.2	214	106	95	20	39	82
Berenguer	8	5	3.41	51	0	0	0	0	100.1	85	43	38	9	58	77
Candelaria	7	3	3.39	34	1	0	0	4	58.1	55	23	22	9	4	44
Casim	2	1	3.22	15	3	0	0	0	22.1	26	9	8	2	4	11
Drummond	3	5	4.35	35	3	0	0	0	113.0	104	46	44	8	36	49
Erickson	8	4	2.87	16	17	0	0	0	113.0	108	49	36	9	51	53
Garces	0	0	1.59	5	0	0	0	2	5.2	4	2	1	0	4	7
Guthrie	7	9	3.79	24	21	3	1	0	144.2	154	65	61	8	39	101
Leach	2	5	3.20	55	0	0	0	2	81.2	84	31	29	2	21	46
Moses	0	0	13.50	2	0	0	0	0	2.0	5	3	3	0	2	0
Savage	0	2	8.31	17	0	0	0	1	26.0	37	26	24	3	11	12
Smith	5	10	4.81	32	23	1	1	0	153.1	191	91	82	20	47	87
Yapani	12	8	4.07	28	28	1	1	0	159.1	164	75	72	12	29	101
Wayne	1	1	4.19	38	0	0	0	1	38.2	38	19	18	5	13	28
West	7	9	5.10	29	27	2	0	0	146.1	142	88	83	21	78	92
Yett	0	0	2.08	4	0	0	0	0	4.1	6	2	1	1	1	2
<b>TOTALS</b>	<b>74</b>	<b>88</b>	<b>4.12</b>	<b>162</b>	<b>13</b>	<b>13</b>	<b>43</b>	<b>1435.2</b>	<b>1509</b>	<b>729</b>	<b>656</b>	<b>134</b>	<b>489</b>	<b>872</b>	

## 1991 TWINS STATISTICS

### Batting: (1st in Majors)

PLAYER	AVG	G	AB	R	H	TB	2B	3B	HR	RBI	BB	SO	SB	GDP
Brown	.216	38	37	10	8	8	0	0	0	2	8	7	0	0
Bush	.303	93	165	21	50	80	10	1	6	23	24	25	0	5
Castillo	.167	9	12	0	2	4	0	0	0	0	0	2	0	0
Davis	.277	153	534	84	148	271	34	1	29	93	95	117	5	9
Gagne	.265	139	408	52	108	161	23	3	8	42	26	72	11	15
Gladden	.247	126	461	65	114	164	14	9	6	52	36	60	15	13
Harper	.311	123	441	54	137	197	28	1	10	69	14	22	1	14
Hrbek	.284	132	462	72	131	213	20	1	20	89	67	48	4	15
Knoblauch	.281	151	565	78	159	198	24	6	1	50	59	40	25	8
Larkin	.286	98	295	34	73	95	14	1	2	19	30	21	2	9
Leiss	.286	109	198	35	57	83	7	2	5	20	30	35	5	4
Mack	.310	143	442	19	137	234	27	8	18	74	34	79	13	11
Munoz	.283	51	138	15	39	69	7	1	7	26	9	31	3	2
Newman	.191	118	246	25	47	52	5	0	0	19	23	21	4	5
Ortiz	.209	61	134	9	28	35	5	1	0	11	15	12	0	6
Pagliariolo	.279	121	365	38	102	140	20	0	6	36	21	55	1	9
Puckett	.319	152	611	92	195	281	29	6	15	89	31	78	11	27
Sorrento	.255	26	47	6	12	26	2	0	4	13	4	11	0	3
Webster	.294	18	34	7	10	20	1	0	3	8	6	10	0	2
<b>TOTALS</b>	<b>.280</b>	<b>162</b>	<b>5556</b>	<b>776</b>	<b>1557</b>	<b>2331</b>	<b>270</b>	<b>42</b>	<b>140</b>	<b>733</b>	<b>526</b>	<b>747</b>	<b>107</b>	<b>157</b>

### Pitching: (3rd in A.L.)

PLAYER	W	L	ERA	G	GS	CG	SHO	SV	IP	H	R	ER	HR	BB	SO
Abbott	3	1	4.75	15	3	0	0	0	47.1	38	27	25	5	36	43
Aguilera	4	5	2.35	63	0	0	0	42	69.0	44	20	18	3	30	61
Anderson	5	11	4.96	29	22	2	0	0	134.1	148	82	74	24	42	51
Banks	1	1	5.71	5	3	0	0	0	17.1	21	15	11	1	12	16
Bedrosian	5	3	4.42	56	0	0	0	0	77.1	70	42	38	11	35	44
Casim	0	0	7.36	15	0	0	0	0	18.1	28	16	15	4	7	6
Edgson	2	2	4.09	8	6	0	0	0	33.0	34	15	15	2	10	19
Erickson	20	8	3.18	32	32	5	3	0	204.0	189	80	72	13	71	108
Guthrie	7	5	4.32	41	12	0	0	2	98.0	116	52	47	11	41	72
Leach	1	2	3.61	50	0	0	0	0	67.1	82	28	27	3	14	32
Morris	18	12	3.43	35	35	10	2	0	246.2	226	107	94	18	92	163
Neagle	0	1	4.05	7	3	0	0	0	20.0	28	9	9	3	7	14
Yapani	16	9	2.99	34	34	4	1	0	244.0	225	84	81	23	40	135
Wayne	1	0	5.11	8	0	0	0	1	12.1	11	7	7	1	4	7
West	4	4	4.54	15	12	0	0	0	71.1	66	37	36	13	28	52
Willis	8	3	2.63	40	0	0	0	2	89.0	76	31	26	4	19	53
<b>TOTALS</b>	<b>95</b>	<b>67</b>	<b>3.69</b>	<b>162</b>	<b>21</b>	<b>12</b>	<b>53</b>	<b>1449.1</b>	<b>1402</b>	<b>652</b>	<b>595</b>	<b>139</b>	<b>488</b>	<b>876</b>	

## 1992 TWINS STATISTICS

### Batting: (1st in Majors)

PLAYER	AVG	G	AB	R	H	TB	2B	3B	HR	RBI	BB	SO	SB	GDP
Brito	.143	8	14	1	2	3	1	0	0	2	0	4	0	0
Brown	.067	35	15	8	1	1	0	0	0	0	2	4	2	0
Bruett	.250	56	76	7	19	23	4	0	0	2	6	12	6	0
Bush	.214	100	182	14	39	55	8	1	2	22	11	37	1	5
Davis	.288	138	444	63	128	195	27	2	12	66	73	76	4	11
Gagne	.246	146	439	53	108	152	23	0	7	39	19	83	6	11
Harper	.307	140	502	58	154	206	25	0	9	73	26	22	0	15
Hill	.294	25	51	7	15	18	3	0	2	5	6	0	0	0
Hrbek	.244	112	394	52	96	161	20	0	15	58	7	56	5	12
Jorgensen	.310	22	58	5	18	19	3	0	0	5	3	11	2	4
Knoblauch	.297	153	600	104	178	215	19	6	2	56	88	80	34	7
Larkin	.246	115	337	38	83	121	18	2	6	42	28	43	7	7
Leiss	.249	129	409	50	102	130	18	2	2	35	34	61	6	10
Mack	.315	156	600	101	189	280	31	6	16	75	64	106	26	8
Munoz	.270	127	418	44	113	171	16	3	12	71	17	90	4	18
Pagliariolo	.200	42	105	10	21	25	4	0	0	9	1	17	1	1
Parks	.333	7	6	1	2	2	0	0	0	0	1	1	0	0
Puckett	.329	160	639	104	210	313	38	4	19	110	44	97	17	17
Quinones	.200	3	5	0	1	1	0	0	0	1	0	0	0	0
Reboullet	.190	73	137	15	26	38	7	1	1	16	23	26	3	0
Reed	.182	14	33	2	6	8	2	0	0	4	2	11	0	0
Webster	.280	53	118	10	33	48	10	1	1	13	9	11	0	3
<b>TOTALS</b>	<b>.277</b>	<b>162</b>	<b>5582</b>	<b>747</b>	<b>1544</b>	<b>2185</b>	<b>275</b>	<b>27</b>	<b>104</b>	<b>701</b>	<b>527</b>	<b>834</b>	<b>123</b>	<b>130</b>



## 1992 TWINS STATISTICS

### Pitching: (3rd in A.L.)

PLAYER	W	L	ERA	G	GS	CG	SHO	SV	IP	H	R	ER	HR	BB	SO
Abbott	0	0	3.27	6	0	0	0	0	11.0	12	4	4	1	5	13
Aguilera	2	6	2.84	64	0	0	0	41	66.2	60	28	21	7	17	52
Banks	4	4	5.70	16	12	0	0	0	71.0	80	46	45	6	37	37
Casian	1	0	2.70	6	0	0	0	0	6.2	7	2	2	0	1	2
Edens	6	3	2.83	52	0	0	0	3	76.1	65	26	24	1	36	57
Erickson	13	12	3.40	32	32	5	0	3	0	212.0	197	86	80	18	83
Gozzo	0	0	27.00	5	0	0	0	0	1.2	7	5	2	0	0	10
Guthrie	2	3	2.88	54	0	0	0	5	75.0	59	27	24	7	23	76
Kipper	3	3	4.42	25	0	0	0	0	38.2	40	23	19	6	14	22
Krueger	10	6	4.30	27	27	2	2	0	161.1	166	82	77	18	46	86
Mahomes	3	4	5.04	14	13	0	0	0	69.2	73	41	39	5	37	44
Smiley	16	9	3.21	34	34	5	2	0	241.0	205	93	86	17	65	163
Yapani	16	11	3.97	34	34	4	1	0	220.0	226	103	97	17	48	138
Trombley	3	2	3.30	10	7	0	0	0	46.1	43	20	17	5	17	38
Wayne	3	3	2.63	41	0	0	0	0	48.0	46	18	14	2	19	29
West	1	3	6.99	9	3	0	0	0	28.1	32	24	22	3	20	19
Willis	7	3	2.72	59	0	0	0	1	79.1	73	25	24	4	11	45
<b>TOTALS</b>	<b>90</b>	<b>72</b>	<b>3.70</b>	<b>162</b>	<b>16</b>	<b>13</b>	<b>50</b>	<b>1453.0</b>	<b>1391</b>	<b>653</b>	<b>598</b>	<b>121</b>	<b>478</b>	<b>923</b>	

## 1993 TWINS STATISTICS

### Batting: (8th in A.L.)

PLAYER	AVG	G	AB	R	H	TB	2B	3B	HR	RBI	BB	SO	SB	GDP
Becker	.286	3	7	3	2	2	0	0	0	5	4	1	0	0
Britto	.241	27	54	8	13	27	2	0	4	9	1	20	0	1
Bruett	.250	17	20	2	5	7	2	0	0	1	1	4	0	1
Bush	.156	35	45	1	7	9	2	0	0	3	7	13	0	3
Hale	.333	69	186	25	62	79	6	1	3	27	18	17	2	3
Harper	.304	147	530	52	161	225	26	1	12	73	29	29	1	15
Hocking	.139	15	36	7	5	6	1	0	0	0	6	8	1	1
Hrbek	.242	123	392	60	95	183	11	1	25	83	71	57	4	12
Jorgensen	.224	59	152	15	34	44	7	0	1	12	10	21	1	7
Knoblauch	.277	153	602	82	167	208	27	4	2	41	65	44	29	11
Larkin	.264	16	33	17	38	50	7	1	1	19	21	16	0	5
Lee	.152	15	18	4	3	3	0	0	0	4	4	0	0	1
Leis	.167	10	18	4	3	3	0	0	0	2	2	4	0	1
Mack	.276	128	503	66	139	207	30	4	10	61	41	76	15	13
Maksudian	.167	5	12	2	2	3	1	0	0	2	4	2	0	2
McCarthy	.214	98	350	36	75	100	15	2	2	21	19	80	2	13
Meares	.251	111	346	33	87	107	14	3	0	33	7	52	4	11
Munoz	.233	104	326	34	76	128	11	1	13	38	25	97	1	7
Pagliariulo	.292	83	253	31	74	107	16	4	3	23	18	34	6	5
Parks	.200	7	20	3	4	4	0	0	0	1	1	2	0	0
Puckett	.296	156	622	89	184	295	39	3	22	89	47	93	8	15
Reboulet	.258	109	240	33	62	73	8	0	1	15	35	37	5	6
Stahowiak	.193	20	57	1	11	15	4	0	0	1	3	22	0	2
Webster	.198	49	106	14	21	26	2	0	1	8	11	8	0	1
Winfield	.271	143	547	72	148	242	27	2	21	76	45	106	2	15
<b>TOTALS</b>	<b>.264</b>	<b>162</b>	<b>5601</b>	<b>693</b>	<b>1480</b>	<b>2158</b>	<b>261</b>	<b>27</b>	<b>121</b>	<b>642</b>	<b>493</b>	<b>850</b>	<b>83</b>	<b>150</b>

### Pitching: (13th in A.L.)

PLAYER	W	L	ERA	G	GS	CG	SHO	SV	IP	H	R	ER	HR	BB	SO
Aguilera	4	3	3.11	65	0	0	0	34	72.1	60	25	25	9	14	59
Banks	11	12	4.04	31	30	0	0	0	171.1	186	91	77	17	78	138
Brummett	2	1	5.74	5	5	0	0	0	26.2	29	17	17	3	15	10
Casian	5	3	3.02	54	0	0	0	1	56.2	59	23	19	1	14	31
Deshaies	11	13	4.41	27	27	1	0	0	167.1	159	85	82	24	51	80
Erickson	8	19	5.19	34	34	1	0	0	218.2	266	138	126	17	71	116
Garces	0	0	0.00	3	0	0	0	0	4.0	4	2	0	0	0	3
Guardado	3	8	6.18	19	16	0	0	0	94.2	123	68	65	13	36	46
Guthrie	2	1	4.71	22	0	0	0	0	21.0	20	11	11	2	16	15
Hartley	1	2	4.00	53	0	0	0	1	81.0	86	38	36	4	36	57
Mahomes	1	5	7.71	12	5	0	0	0	37.1	47	34	34	8	16	23
Merriam	1	1	8.67	19	0	0	0	0	27.0	36	29	29	3	23	14
Yapani	12	15	4.43	36	35	3	0	1	0	225.2	243	123	111	21	57
Trombley	6	6	4.88	44	10	0	0	2	114.1	131	72	62	15	41	85
Isami	1	2	6.19	41	0	0	0	1	68.1	86	51	47	9	27	30
Willis	3	0	3.10	53	0	0	0	5	58.0	56	23	20	2	17	44
<b>TOTALS</b>	<b>71</b>	<b>91</b>	<b>4.71</b>	<b>162</b>	<b>5</b>	<b>3</b>	<b>44</b>	<b>1444.1</b>	<b>1591</b>	<b>830</b>	<b>756</b>	<b>148</b>	<b>514</b>	<b>901</b>	

## 1994 TWINS STATISTICS

### Batting: (5th in A.L.)

PLAYER	AVG	G	AB	R	H	TB	2B	3B	HR	RBI	BB	SO	SB	GDP
Becker	.265	28	98	12	26	32	3	0	1	8	13	25	6	2
Cole	.296	105	345	68	102	139	15	5	4	23	44	60	29	3
Dunn	.229	14	35	2	8	13	5	0	0	4	1	12	0	1
Hale	.263	67	118	13	31	43	9	0	1	11	16	14	0	2
Hocking	.323	11	31	3	10	13	3	0	0	3	2	4	2	1
Hrbek	.270	81	274	34	74	115	11	0	10	53	37	28	0	8
Knoblauch	.312	109	445	85	139	205	45	3	5	51	41	56	35	13
Leis	.246	97	350	57	86	146	16	1	14	49	37	58	2	9
Mack	.333	81	303	55	101	171	21	2	15	61	32	51	4	11
Mahomes	.000	22	0	1	0	0	0	0	0	0	0	0	0	0
McCarthy	.260	44	131	21	34	49	8	2	1	12	7	32	2	3
Meares	.266	80	229	29	61	81	12	1	2	24	14	50	5	3
Munoz	.295	75	244	35	72	124	15	2	11	36	19	67	0	4
Parks	.191	31	89	6	17	26	6	0	1	9	4	20	0	2
Puckett	.317	108	439	79	139	237	32	3	20	112	28	47	6	11
Reboulet	.259	74	189	28	49	71	11	1	3	23	18	23	0	6
Walbeck	.204	97	338	31	69	96	12	0	5	35	17	37	1	7
Winfield	.252	77	294	35	74	125	15	3	10	43	31	51	2	7
<b>TOTALS</b>	<b>.276</b>	<b>113</b>	<b>3952</b>	<b>594</b>	<b>1092</b>	<b>1686</b>	<b>239</b>	<b>23</b>	<b>103</b>	<b>556</b>	<b>359</b>	<b>635</b>	<b>94</b>	<b>93</b>

YEAR TO YEAR



## 1994 TWINS STATISTICS

### Pitching: (28th in Majors)

PLAYER	W	L	ERA	G	GS	CG	SHO	SV	IP	H	R	ER	HR	BB	SO
Aguilera	1	4	3.63	44	0	0	0	23	44.2	57	23	18	7	10	46
Campbell	1	0	2.92	14	0	0	0	0	24.2	20	8	2	5	15	15
Casian	1	3	7.08	33	0	0	0	1	40.2	57	34	32	11	12	18
Deshaies	6	12	7.39	25	25	0	0	0	130.1	170	109	107	30	54	78
Ericksen	8	11	5.44	23	23	2	1	0	144.0	173	95	87	15	59	104
Garza	0	0	8.67	7	0	0	0	0	9.1	9	10	10	3	13	3
Guardado	0	2	8.47	7	0	0	0	0	17.0	26	16	16	3	4	8
Guthrie	4	4	8.14	50	2	0	0	0	91.1	65	43	35	8	18	38
Mahomes	9	5	4.73	21	21	0	0	0	120.0	121	68	63	22	62	53
Merriman	0	1	6.35	15	0	0	0	0	17.0	18	13	12	0	14	10
Pulido	3	7	5.98	19	14	0	0	0	84.1	87	57	56	17	40	32
Schullstrom	0	0	2.77	9	0	0	0	1	13.0	13	7	4	0	5	13
Stevens	5	2	6.80	24	0	0	0	0	45.0	55	35	34	6	23	24
Japanese	11	7	4.62	24	24	4	1	0	156.0	181	86	80	13	39	91
Trombley	2	0	6.33	24	0	0	0	0	48.1	56	36	34	10	18	32
Willis	2	4	5.92	49	0	0	0	3	59.1	89	48	39	6	12	37
<b>TOTALS</b>	<b>53</b>	<b>60</b>	<b>5.68</b>	<b>113</b>	<b>6</b>	<b>4</b>	<b>29</b>	<b>1005.0</b>	<b>1197</b>	<b>688</b>	<b>634</b>	<b>153</b>	<b>388</b>	<b>602</b>	

## 1995 TWINS STATISTICS

### Batting: (4th in A.L.)

PLAYER	AVG	G	AB	R	H	TB	2B	3B	HR	RBI	BB	SO	SB	GDP
Becker	.237	106	392	45	93	116	15	1	2	33	34	95	8	9
Brito	.200	5	5	1	1	4	0	0	1	1	0	3	0	1
Clark	.339	36	109	17	37	60	8	3	3	15	2	11	3	5
Cole	.342	28	79	10	27	37	3	2	1	14	8	15	1	0
Coomer	.257	37	101	15	26	46	3	1	5	19	9	11	0	9
Cordova	.277	137	512	81	142	249	27	4	24	84	52	111	20	10
Dunn	.000	5	6	0	0	0	0	0	0	0	1	3	0	0
Hale	.262	69	103	10	27	37	4	0	2	18	11	20	0	6
Hocking	.200	9	25	4	5	9	0	2	0	3	2	2	1	1
Ingram	.125	4	8	0	1	1	0	0	0	1	2	1	0	1
Knoblauch	.333	136	538	107	179	262	34	8	11	123	78	95	46	15
Lawton	.317	21	60	11	19	28	4	1	1	12	7	11	1	1
Leiss	.247	117	372	51	92	130	16	5	4	45	49	54	2	14
Maas	.193	22	97	5	11	18	4	0	1	5	7	11	0	4
Masteller	.237	71	198	21	47	68	12	0	3	21	18	19	1	7
McCartv	.218	25	55	10	12	17	3	1	0	4	4	18	0	1
Meares	.269	116	390	57	105	168	19	4	12	49	15	68	10	17
Merullo	.282	76	195	19	55	74	14	1	1	27	14	27	0	5
Munoz, P	.301	104	376	45	113	184	17	0	18	58	19	86	0	14
Puckett	.314	137	538	83	169	277	39	0	23	99	56	89	3	15
Raabe	.214	6	14	4	3	3	0	0	0	1	1	0	0	0
Reboulet	.292	87	216	39	63	86	11	0	4	23	27	34	1	3
Stahovnik	.266	94	263	28	70	98	19	0	3	23	30	61	5	3
Walbeck	.257	115	393	40	101	124	18	1	1	44	25	71	3	11
<b>TOTALS</b>	<b>.279</b>	<b>144</b>	<b>5005</b>	<b>703</b>	<b>1398</b>	<b>2096</b>	<b>270</b>	<b>34</b>	<b>120</b>	<b>662</b>	<b>471</b>	<b>916</b>	<b>105</b>	<b>152</b>

### Pitching: (28th in Majors)

PLAYER	W	L	ERA	G	GS	CG	SHO	SV	IP	H	R	ER	HR	BB	SO
Aguilera	1	1	2.52	22	0	0	0	12	25.0	20	7	7	2	6	29
Campbell	0	0	4.56	6	0	0	0	0	9.2	8	5	0	0	5	5
Ericksen	4	6	5.95	15	15	0	0	0	87.2	102	61	58	11	32	45
Guardado	4	9	5.12	51	5	0	0	2	91.1	99	54	52	13	45	71
Guthrie	5	3	4.46	36	0	0	0	0	42.1	47	22	21	5	16	48
Harris	0	5	8.82	7	6	0	0	0	32.2	50	35	32	5	16	21
Hawkins	2	3	8.67	6	6	1	0	0	27.0	39	29	26	3	12	9
Horsman	0	0	7.00	6	0	0	0	0	9.0	12	8	7	2	4	4
Klingensbeck	0	2	8.57	18	4	0	0	0	48.1	69	48	46	16	24	27
Mahomes	4	10	6.37	47	7	0	0	3	94.2	100	74	67	22	47	67
Munoz, O	2	1	5.60	10	3	0	0	0	35.1	40	28	22	6	17	25
Parra	1	5	7.59	12	12	0	0	0	61.2	83	59	52	11	22	29
Radke	11	14	5.32	29	28	2	1	0	181.0	195	112	107	32	47	75
Robertson	2	0	3.83	25	4	1	0	0	51.2	48	28	22	4	31	38
Rodriguez	0	6	5.38	16	16	0	0	0	90.1	93	64	54	8	47	45
Santof	0	0	5.30	11	0	0	0	0	18.2	16	11	11	7	16	17
Schullstrom	0	0	6.89	37	0	0	0	0	47.0	66	36	36	8	22	21
Stevens	5	4	5.07	56	0	0	0	10	65.2	74	40	37	14	32	47
Japanese	6	11	4.92	20	20	3	1	0	133.2	155	79	73	21	34	88
Trombley	4	8	5.62	20	18	0	0	0	97.2	107	68	61	18	42	68
Watkins	0	0	5.40	27	0	0	0	0	21.2	22	14	13	2	11	11
Willis	0	0	94.50	3	0	0	0	0	0.2	5	7	7	0	5	0
<b>TOTALS</b>	<b>56</b>	<b>88</b>	<b>5.76</b>	<b>144</b>	<b>7</b>	<b>2</b>	<b>27</b>	<b>1272.2</b>	<b>1450</b>	<b>889</b>	<b>815</b>	<b>210</b>	<b>533</b>	<b>790</b>	

## TEN-OR-MORE YEARS WITH TWINS

PLAYER	YEARS	PLAYER	YEARS
Tony Oliva	15 (1962-76)	Rick Aguilera	11 (1989-99)
Joe Mauer	15 (2004-present)	Bert Blyleven	11 (1970-76, 85-88)
Harmon Killebrew	14 (1961-74)	Denny Hocking	11 (1993-03)
Kent Hrbek	14 (1981-94)	Justin Morneau	11 (2003-13)
Jim Kaat	13 (1961-73)	Michael Cuddyer	11 (2001-11)
Glen Perkins	12 (2006-17)	Bob Allison	10 (1961-70)
Randy Bush	12 (1982-93)	Greg Gagne	10 (1983-92)
Rod Carew	12 (1967-78)	Gary Gaetti	10 (1981-90)
Torii Hunter	12 (1997-2007, 15)	Jim Perry	10 (1963-72)
Kirby Puckett	12 (1984-95)	Rich Reese	10 (1964-73)
Brad Radke	12 (1995-06)	Roy Smalley	10 (1976-82, 85-87)
Eddie Guardado	12 (1993-03, 08)		



## 1996 TWINS STATISTICS

### Batting: (3rd in A.L.)

PLAYER	AVG	G	AB	R	H	TB	2B	3B	HR	RBI	BB	SO	SB	GDP
Becker	.291	148	525	92	153	228	31	4	12	71	68	118	19	14
Brede	.300	10	20	2	6	8	0	1	0	2	1	5	0	1
Coomer	.296	95	233	34	69	119	12	1	12	41	17	24	3	10
Cordova	.309	145	569	97	176	272	46	1	16	111	53	96	11	18
Durant	.210	40	81	15	17	20	3	0	0	5	10	15	3	2
Helt	.276	85	87	8	24	32	5	0	1	16	10	8	24	3
Hocking	.197	49	122	16	25	34	5	0	1	10	8	24	6	3
Hollins	.242	121	422	71	102	167	26	0	13	53	71	102	6	9
Kelly	.323	98	322	41	104	147	17	4	6	47	23	53	10	17
Knoblauch	.341	153	578	140	197	299	35	14	13	72	98	74	45	9
Lawton	.258	79	252	34	65	92	7	1	6	42	28	28	4	6
Meares	.267	152	517	66	138	202	26	7	8	67	17	90	9	19
Molitor	.341	161	660	99	225	309	41	8	9	113	56	72	18	21
Myers	.286	97	329	37	94	140	22	3	6	47	19	52	0	11
Quinlan	.000	4	6	0	0	0	0	0	0	0	0	3	0	0
Raabe	.222	7	9	0	2	2	0	0	0	1	0	1	0	0
Reboulet	.222	107	234	20	52	61	9	0	0	23	25	34	4	10
Stahovniak	.284	130	405	72	115	190	30	3	13	61	59	114	3	9
Walbeck	.223	63	215	25	46	64	10	0	2	24	9	34	3	6
Walker	.256	25	82	8	21	27	6	0	0	6	4	13	2	4
<b>TOTALS</b>	<b>.288</b>	<b>162</b>	<b>5673</b>	<b>877</b>	<b>1633</b>	<b>2413</b>	<b>332</b>	<b>47</b>	<b>118</b>	<b>812</b>	<b>576</b>	<b>958</b>	<b>143</b>	<b>172</b>

### Pitching: (12th in A.L.)

PLAYER	W	L	ERA	G	GS	CG	SHO	SV	IP	H	R	ER	HR	BB	SO
Aguilera	8	6	5.42	19	19	2	0	0	111.1	124	69	67	20	27	83
Aldred	6	5	5.09	25	17	0	0	0	122.0	134	73	69	20	42	75
Bennett	2	0	7.90	24	0	0	0	1	27.1	33	24	24	7	16	13
Guardado	6	5	5.25	83	0	0	0	4	73.2	61	45	43	12	33	74
Hansell	3	0	5.69	50	0	0	0	3	74.1	83	48	47	14	31	46
Hawkins	1	1	8.20	7	6	0	0	0	26.1	42	24	24	8	9	24
Klingensbeck	1	1	7.85	10	3	0	0	0	28.2	42	28	25	5	10	15
Mahomes	1	4	7.20	20	5	0	0	0	45.0	63	38	36	10	27	30
Milchin	2	1	8.31	26	0	0	0	0	21.2	31	21	20	6	12	19
Miller	1	2	9.23	7	7	0	0	0	26.1	45	29	27	7	9	15
Nautily	3	2	3.79	49	0	0	0	4	57.0	43	26	24	5	35	56
Parra	9	5	6.04	27	5	0	0	0	70.0	88	48	47	15	27	47
Radek	11	16	4.46	36	35	1	2	3	232.0	231	125	115	40	57	148
Robertson	7	17	5.12	36	33	2	3	0	186.1	197	113	106	22	116	114
Rodriguez	13	14	5.05	38	33	3	0	2	206.2	218	129	116	27	78	110
Serafini	0	1	10.38	1	1	0	0	0	4.1	7	5	5	1	2	1
Stevens	3	3	4.66	49	0	0	0	11	58.0	58	31	30	12	25	29
Trombley	5	1	3.01	43	0	0	0	6	68.2	61	24	23	2	25	57
<b>TOTALS</b>	<b>78</b>	<b>84</b>	<b>5.28</b>	<b>162</b>	<b>162</b>	<b>13</b>	<b>5</b>	<b>31</b>	<b>1439.2</b>	<b>1561</b>	<b>900</b>	<b>844</b>	<b>233</b>	<b>581</b>	<b>959</b>

## 1997 TWINS STATISTICS

### Batting: (3rd in A.L.)

PLAYER	AVG	G	AB	R	H	TB	2B	3B	HR	RBI	BB	SO	SB	GDP
Becker	.264	132	443	61	117	175	22	3	10	45	62	130	17	4
Brede	.274	61	190	25	52	74	11	1	3	21	21	38	7	1
Celbrunn	.281	70	217	24	61	90	14	0	3	26	8	38	4	11
Coomer	.298	140	323	63	156	229	30	2	13	86	22	91	4	11
Cordova	.246	103	378	44	93	164	18	4	15	51	30	92	5	13
Hocking	.257	115	293	28	65	91	12	4	2	25	18	51	3	6
Hunter	0	1	0	0	0	0	0	0	0	0	0	0	0	0
Jackson	.254	49	130	19	33	46	2	1	3	21	4	21	2	2
Kelly	.287	75	247	39	71	109	19	2	5	37	17	50	7	4
Knoblauch	.291	156	611	117	178	251	26	10	9	58	84	84	62	11
Latham	.182	15	22	4	4	5	1	0	0	1	0	8	0	0
Lawton	.248	142	460	74	114	191	29	3	14	60	76	81	7	7
Meares	.276	134	439	63	121	180	23	3	10	60	18	86	7	9
Miller,D	.273	25	66	5	18	25	1	0	2	13	2	12	0	2
Molitor	.305	135	538	63	164	234	32	4	10	89	45	73	11	8
Myers	.267	62	165	24	44	72	11	1	5	28	16	29	0	4
Ortiz	.327	15	49	10	16	22	3	0	1	6	2	19	0	1
Radek	.229	61	275	33	63	110	17	0	10	33	24	73	5	7
Stahovniak	.248	122	447	60	111	176	27	1	12	54	95	106	6	14
Valentin	.286	4	7	1	2	2	0	0	0	0	0	3	0	0
Walker	.237	52	156	15	37	55	7	1	3	16	11	30	7	5
Walkers	.111	162	18	0	2	2	0	0	0	1	0	6	0	1
<b>TOTALS</b>	<b>.270</b>	<b>162</b>	<b>5634</b>	<b>772</b>	<b>1522</b>	<b>2303</b>	<b>305</b>	<b>40</b>	<b>132</b>	<b>730</b>	<b>495</b>	<b>1121</b>	<b>151</b>	<b>117</b>

### Pitching: (12th in A.L.)

PLAYER	W	L	ERA	G	GS	CG	SHO	SV	IP	H	R	ER	HR	BB	SO
Aguilera	5	4	3.82	61	0	0	0	26	68.1	65	29	29	9	22	68
Aldred	2	10	7.68	17	15	0	0	0	77.1	102	66	66	20	28	33
Bowers	0	3	8.05	5	5	0	0	0	19.0	27	20	17	2	8	7
Guardado	0	4	3.91	69	0	0	0	1	46.0	45	23	20	7	17	54
Hawkins	6	12	5.84	20	20	0	0	0	103.1	134	71	67	19	47	58
Jarvis	0	0	12.46	6	2	0	0	0	13.0	23	18	18	4	8	9
Miller,I	1	5	7.63	13	7	0	0	0	48.1	64	49	41	8	23	26
Nautily	0	1	5.87	29	0	0	0	1	30.2	29	20	20	8	10	23
Olson	0	0	18.36	15	0	0	0	0	8.1	19	17	17	0	11	6
Radek	20	10	3.87	35	35	0	0	0	239.2	238	114	103	28	48	174
Ritchie	2	3	4.58	42	0	0	0	0	74.2	87	41	38	11	28	44
Robertson	8	12	5.69	31	26	0	0	0	147.0	169	105	93	19	70	69
Rodriguez	3	6	4.62	43	15	0	0	0	142.1	147	82	73	12	60	65
Serafini	2	1	3.42	6	4	1	0	0	26.1	27	11	10	1	11	15
Stevens	1	3	9	6	6	0	0	0	23.0	41	23	23	8	17	16
Swindell	7	4	3.58	65	1	0	0	1	115.2	102	46	46	12	25	75
Jewksbury	8	13	4.22	26	26	5	2	0	168.2	200	83	79	12	31	92
Trombley	2	3	4.37	67	0	0	0	1	82.1	77	43	40	7	31	74
<b>TOTALS</b>	<b>68</b>	<b>94</b>	<b>5.00</b>	<b>162</b>	<b>162</b>	<b>10</b>	<b>4</b>	<b>30</b>	<b>1434.0</b>	<b>1596</b>	<b>861</b>	<b>796</b>	<b>187</b>	<b>495</b>	<b>908</b>

YEAR TO YEAR



## 1998 TWINS STATISTICS

### Batting: (9th in A.L.)

PLAYER	AVG	G	AB	R	H	TB	2B	3B	HR	RBI	BB	SO	SB	GDP
Coomer	.276	137	529	54	146	215	22	1	15	72	18	72	2	22
Cordova	.253	119	438	52	111	165	20	2	10	69	50	103	3	14
Gates	.249	107	333	31	83	107	15	0	3	42	36	46	3	6
Hocking	.202	110	198	32	40	57	6	1	3	15	16	44	2	2
Hunter	.235	6	17	0	4	7	0	0	0	0	0	6	0	0
Koskie	.138	11	29	2	4	7	0	0	0	2	2	10	0	0
Latham	.160	34	94	14	15	19	0	0	1	5	13	36	4	0
Lawton	.278	152	557	91	155	266	36	6	21	77	86	84	16	10
Mearns	.260	149	543	56	141	200	26	3	9	70	24	86	7	12
Merced	.289	63	204	22	59	86	12	0	5	33	17	29	1	4
Mientkiewicz	.200	8	25	1	5	6	1	0	0	2	4	3	1	0
Molitor	.281	126	502	75	141	192	29	5	4	69	45	41	9	19
Nixon	.297	110	448	71	133	154	6	6	1	20	44	56	37	14
Ochoa	.257	94	249	35	64	88	14	2	2	25	10	35	6	7
Ortiz	.277	86	278	47	77	124	20	0	9	46	39	72	1	8
Pierzynski	.300	7	10	1	3	3	0	0	0	1	1	2	0	0
Shave	.250	19	40	7	10	16	3	0	1	5	3	10	1	0
Stahovik	.105	9	19	2	3	5	0	0	1	1	0	7	0	0
Stenbeck	.242	124	427	45	102	173	25	2	14	54	38	89	0	16
Valentin	.188	55	162	11	32	50	7	1	3	18	11	30	0	0
Walker	.316	143	528	84	167	250	41	3	12	62	47	65	19	13
Pitchers	.313	162	16	1	5	5	0	0	0	1	0	9	0	0
<b>TOTALS</b>	<b>.266</b>	<b>162</b>	<b>5641</b>	<b>734</b>	<b>1499</b>	<b>2193</b>	<b>285</b>	<b>32</b>	<b>115</b>	<b>691</b>	<b>506</b>	<b>915</b>	<b>112</b>	<b>155</b>

### Pitching: (8th in A.L.)

PLAYER	W	L	ERA	G	GS	CG	SHO	SV	IP	H	R	ER	HR	BB	SO
Aguilera	4	9	4.24	68	0	0	0	38	74.1	75	35	35	8	15	57
Baptist	0	1	5.67	13	0	0	0	0	27.0	34	18	17	5	11	11
Carrasco	4	2	4.38	63	0	0	0	1	61.2	75	30	30	4	31	46
Guardado	3	1	4.52	79	0	0	0	0	65.2	66	34	33	10	28	53
Hawkins	7	14	5.25	33	33	0	0	0	190.1	227	126	111	27	61	105
Miller	0	2	3.86	14	0	0	0	0	23.1	25	10	10	0	11	23
Milton	8	14	5.64	32	32	1	0	0	172.1	195	113	108	25	70	107
Morgan	4	2	3.49	18	17	0	0	0	98.0	108	41	38	13	24	50
Neuilly	0	2	4.94	19	0	0	0	0	23.2	25	16	13	3	10	15
Redke	12	14	4.30	32	32	5	1	0	213.2	238	109	102	23	43	146
Rodriguez	0	0	5.63	15	0	0	0	0	24.0	30	17	15	1	9	21
Rodriguez	4	0	6.56	20	11	0	0	0	70.0	88	58	51	6	30	62
Sampson	1	0	1.56	5	2	0	0	0	17.1	10	3	3	0	6	16
Serafini	7	4	6.48	28	9	0	0	0	75.0	95	58	54	10	29	46
Swindell	3	3	3.66	52	0	0	0	2	66.1	67	27	27	10	18	45
Tewksbury	7	13	4.79	26	25	1	0	0	148.1	174	82	79	19	20	60
Trombley	6	5	3.63	77	1	0	0	1	96.2	90	41	39	16	41	89
<b>TOTALS</b>	<b>70</b>	<b>92</b>	<b>4.75</b>	<b>162</b>	<b>7</b>	<b>8</b>	<b>42</b>	<b>1447.2</b>	<b>1622</b>	<b>818</b>	<b>764</b>	<b>180</b>	<b>457</b>	<b>952</b>	

## 1999 TWINS STATISTICS

### Batting: (11th in A.L.)

PLAYER	AVG	G	AB	R	H	TB	2B	3B	HR	RBI	BB	SO	SB	GDP
Allen	.277	137	481	69	133	190	21	3	10	46	37	89	14	10
Coomer	.263	127	467	53	123	198	25	1	16	65	30	69	2	16
Cordova	.285	124	425	62	121	191	28	3	14	70	48	96	13	22
Cummings	.263	116	388	38	110	134	0	0	1	49	3	4	2	2
Davidsons	.136	12	22	3	3	3	0	0	0	0	0	4	2	2
Gates	.255	110	306	40	78	104	13	2	3	38	44	56	1	11
Guzman	.226	131	420	47	95	116	12	3	1	26	22	90	9	5
Hocking	.267	136	386	47	103	146	18	2	7	41	22	54	11	10
Hunter	.255	135	384	52	98	146	17	2	9	35	26	72	10	9
Jones	.289	95	322	54	93	148	24	2	9	44	17	63	3	7
Koskie	.310	117	342	42	106	160	21	0	11	58	40	72	4	6
Latham	.091	14	22	1	2	2	0	0	0	3	0	13	0	0
Lawton	.259	118	406	58	105	144	18	0	7	54	57	42	26	11
Mientkiewicz	.229	118	327	34	75	108	21	3	2	32	43	51	1	13
Ortiz	.000	10	20	0	0	0	0	0	0	0	5	12	0	0
Ortiz	.273	9	22	1	6	8	2	0	0	3	1	4	0	0
Pierzynski	.284	101	338	35	96	132	16	4	4	42	38	54	2	10
Stenbeck	.248	78	212	54	83	112	1	5	28	22	39	0	2	2
Walker	.279	143	531	62	148	211	37	4	6	46	52	83	18	15
Pitchers	.056	161	18	0	1	1	0	0	0	3	8	0	0	0
<b>TOTALS</b>	<b>.264</b>	<b>161</b>	<b>5495</b>	<b>686</b>	<b>1450</b>	<b>2110</b>	<b>285</b>	<b>30</b>	<b>105</b>	<b>643</b>	<b>500</b>	<b>978</b>	<b>118</b>	<b>151</b>

### Pitching: (9th in A.L.)

PLAYER	W	L	ERA	G	GS	CG	SHO	SV	IP	H	R	ER	HR	BB	SO
Aguilera	3	1	1.27	17	0	0	0	6	21.1	10	3	3	2	2	13
Carrasco	2	3	4.96	39	0	0	0	1	49.0	48	29	27	3	18	35
Guardado	2	5	4.50	63	0	0	0	2	48.0	37	24	24	6	25	50
Hawkins	10	14	6.66	33	33	1	0	0	174.1	238	136	129	29	60	103
Lincoln	3	10	6.84	18	15	0	0	0	76.1	102	59	58	11	26	27
Mays	6	11	4.37	49	20	2	1	0	171.0	179	92	83	24	67	115
Miller	2	2	2.72	52	0	0	0	0	49.2	55	19	15	3	16	40
Milton	7	11	4.49	34	34	5	2	0	206.1	190	111	103	28	63	163
Perkins	1	7	6.54	29	12	0	0	0	86.2	117	69	63	14	43	44
Redke	12	14	3.75	33	33	4	0	0	218.2	239	97	91	28	44	121
Radolov	0	0	12.46	2	0	0	0	0	8.2	15	12	12	7	4	4
Rath	0	1	11.57	5	0	0	0	0	4.2	6	6	6	1	5	1
Redman	1	0	8.53	5	1	0	0	0	12.2	17	13	12	3	7	11
Romero	0	0	3.72	5	0	0	0	0	9.2	13	4	4	0	0	4
Ryan	1	4	4.87	8	8	1	0	0	40.2	46	23	22	9	17	15
Sampson	3	2	8.11	30	4	0	0	0	71.0	107	65	64	17	34	56
Trombley	2	8	4.33	75	0	0	0	24	87.1	93	42	42	15	28	82
Wells	8	3	3.81	76	0	0	0	1	87.1	79	41	37	8	28	44
<b>TOTALS</b>	<b>63</b>	<b>97</b>	<b>5.00</b>	<b>161</b>	<b>13</b>	<b>8</b>	<b>34</b>	<b>1423.1</b>	<b>1591</b>	<b>845</b>	<b>791</b>	<b>208</b>	<b>487</b>	<b>927</b>	



## 2000 TWINS STATISTICS

### Batting: (10th in A.L.)

PLAYER	AVG	G	AB	R	H	2B	3B	HR	RBI	SH	SF	1B	BB	SO	SB	CS	E	OBP
Allen	.300	15	50	2	15	3	0	0	7	0	1	1	3	14	0	2	0	.345
Ardoin	.125	15	32	4	4	1	0	1	5	0	0	0	8	10	0	0	1	.300
Barnes	.351	11	37	5	13	4	0	0	2	0	0	2	2	6	0	1	0	.415
Blake	.188	7	16	1	3	2	0	0	1	0	1	1	3	7	0	0	0	.333
Buchanan	.232	80	322	10	119	3	21	1	8	0	2	1	8	22	0	2	0	.301
Canziano	.269	102	345	43	139	7	1	7	40	0	0	4	24	57	2	2	6	.317
Coomer	.270	140	544	64	147	29	0	16	82	0	5	4	36	50	0	0	5	.317
Cummings	.276	77	181	28	50	10	0	4	22	1	0	3	11	25	0	0	0	.328
Guzman	.247	156	631	89	156	25	20	8	54	7	4	2	46	101	28	10	22	.299
Hocking	.298	134	373	52	111	24	4	4	47	7	5	0	48	77	7	5	5	.373
Hunter	.280	99	336	44	94	14	7	5	44	0	2	2	18	68	4	3	3	.318
Huskey	.223	64	215	22	48	13	0	5	27	0	3	2	25	49	0	2	3	.306
Jensen	.209	52	139	16	29	7	1	3	14	1	0	0	24	36	0	1	2	.325
Jones	.285	154	523	66	149	26	5	19	76	1	0	0	26	111	7	5	2	.319
Koskie	.300	146	474	79	142	32	4	9	65	1	3	4	77	104	9	4	12	.400
Lawton	.305	156	561	84	171	44	2	13	88	0	5	7	91	63	23	7	5	.405
LeCroy	.174	56	167	18	29	10	0	5	17	1	3	2	17	38	0	0	4	.254
Moswell	.243	64	111	14	27	6	0	1	11	0	3	1	9	32	2	1	6	.298
Mientkiewicz	.429	3	14	0	6	3	0	0	1	11	0	3	1	0	0	0	0	.600
Mosler	.211	48	128	13	27	3	0	1	3	1	1	0	9	33	0	0	6	.261
Ortiz	.282	130	415	59	117	36	1	10	63	0	6	0	57	81	1	0	1	.364
Pierzynski	.307	33	88	12	27	5	1	2	11	0	1	2	5	14	1	0	0	.354
Rivas	.310	16	58	8	18	4	1	0	6	2	2	0	2	4	2	0	1	.323
Walker	.234	23	77	14	18	1	0	2	8	0	3	0	7	10	3	0	4	.287
Pitchers	.176	162	17	1	3	2	0	0	0	2	0	0	0	9	0	0	14	.176
<b>TOTALS</b>	<b>.270</b>	<b>162</b>	<b>5615</b>	<b>748</b>	<b>1516</b>	<b>325</b>	<b>49</b>	<b>116</b>	<b>711</b>	<b>24</b>	<b>51</b>	<b>35</b>	<b>556</b>	<b>1021</b>	<b>90</b>	<b>45</b>	<b>102</b>	<b>.337</b>

### Pitching: (11th in A.L.)

PLAYER	W	L	ERA	G	GS	CG	SH	SV	IP	H	R	ER	HR	HB	BB	SO	WP	BK	BAA
Bergman	4	5	9.66	15	14	0	0	0	68.0	111	76	73	18	2	33	35	2	0	.374
Carrasco	4	3	4.25	61	0	0	0	1	72.0	75	38	34	6	3	33	57	14	0	.271
Cressend	0	0	5.27	11	0	0	0	0	13.2	20	8	8	0	0	6	6	0	0	.364
Guardado	7	4	3.94	70	0	0	0	9	61.2	55	27	27	14	1	25	52	1	1	.238
Hawkins	2	5	3.39	66	0	0	0	14	87.2	85	34	33	7	1	32	59	6	0	.256
Kinney	2	2	5.10	8	8	0	0	0	42.1	41	26	24	7	0	25	24	4	0	.261
Lincoln	0	3	10.89	8	4	0	0	0	20.2	36	25	25	10	2	13	15	1	0	.383
Mays	7	15	5.56	81	28	2	1	0	180.1	193	105	98	20	2	67	102	13	0	.289
Miller	2	3	3.90	67	0	0	0	0	67.0	83	35	29	4	1	32	62	2	0	.297
Milton	13	10	4.86	33	33	0	0	0	200.0	205	123	108	35	7	44	160	5	0	.260
Mota	0	0	8.44	4	0	0	0	0	5.1	10	5	5	1	0	1	3	1	0	.370
Radke	12	16	4.45	34	34	4	1	0	226.2	261	119	112	27	5	51	141	5	0	.286
Redman	12	9	4.76	32	32	4	0	0	151.1	168	81	80	22	3	45	117	6	0	.281
Romero	2	7	7.02	12	11	0	0	0	57.2	72	51	45	8	1	30	50	2	1	.312
Ryan	0	1	7.62	16	1	0	0	0	26.0	37	24	22	8	1	10	19	2	0	.330
Santana	2	3	6.49	30	5	0	0	0	86.0	102	64	62	11	2	54	64	5	2	.302
Wells	0	7	3.65	76	0	0	0	10	86.1	80	39	35	14	4	15	76	1	0	.247
<b>TOTALS</b>	<b>69</b>	<b>93</b>	<b>5.14</b>	<b>162</b>	<b>6</b>	<b>4</b>	<b>35</b>	<b>1432.2</b>	<b>1634</b>	<b>880</b>	<b>819</b>	<b>212</b>	<b>35</b>	<b>516</b>	<b>1042</b>	<b>68</b>	<b>4</b>	<b>.287</b>	

## 2001 TWINS STATISTICS

### Batting: (4th in A.L.)

PLAYER	AVG	G	AB	R	H	2B	3B	HR	RBI	SH	SF	1B	BB	SO	SB	CS	E	OBP	
Allen	.263	57	175	20	46	13	2	4	20	0	1	0	19	37	1	2	2	.333	
Barnes	.048	7	21	1	7	0	0	0	0	0	0	1	1	3	0	0	2	.130	
Blake	.318	10	22	1	7	1	0	0	2	0	0	0	3	8	0	0	1	.400	
Buchanan	.274	69	197	28	54	12	0	10	32	0	1	2	19	58	1	1	2	.342	
Cuddyer	.222	8	18	1	4	2	0	0	1	0	0	0	2	6	1	0	1	.300	
Guzman	.302	118	493	80	149	28	14	10	51	8	0	5	21	78	25	8	21	.337	
Hocking	.251	112	327	34	82	16	2	3	25	4	1	2	29	67	6	1	5	.315	
Hunter	.261	148	564	82	147	32	5	27	92	1	1	8	29	125	9	6	4	.306	
Jones	.276	149	475	57	131	25	0	14	49	2	0	3	39	92	12	9	5	.335	
Kielty	.250	37	104	8	26	8	0	2	14	0	0	5	1	8	25	3	0	.329	
Koskie	.276	153	562	100	155	37	2	26	103	0	7	12	68	118	27	6	15	.362	
Lawton	.293	103	376	71	110	25	0	10	51	0	2	3	63	46	19	6	4	.396	
LeCroy	.425	15	40	6	17	5	0	3	12	0	1	1	0	8	0	0	0	.429	
Moswell	.191	39	68	4	13	4	0	1	10	1	0	0	9	23	2	0	2	.286	
McCracken	.219	24	64	7	14	2	2	0	3	3	1	0	0	5	13	0	1	.0	.275
Mientkiewicz	.306	151	543	77	166	39	1	15	74	0	7	9	67	92	2	6	4	.387	
Mohr	.235	20	51	6	12	2	0	0	4	0	1	0	5	17	1	1	0	.298	
Ortiz	.234	89	303	46	71	17	1	18	48	1	2	1	40	68	1	0	0	.324	
Pierzynski	.289	114	381	51	110	33	2	7	55	1	3	4	16	57	1	7	10	.322	
Prince	.219	64	196	19	43	4	1	7	23	0	1	6	12	39	3	1	0	.284	
Rivas	.266	153	563	70	150	21	6	7	47	5	5	6	40	99	31	11	15	.319	
Pitchers	.353	19	17	2	6	2	0	0	1	1	0	0	0	4	0	0	1	.353	
<b>TOTALS</b>	<b>.272</b>	<b>162</b>	<b>5560</b>	<b>771</b>	<b>1514</b>	<b>328</b>	<b>38</b>	<b>164</b>	<b>717</b>	<b>25</b>	<b>38</b>	<b>64</b>	<b>495</b>	<b>1083</b>	<b>1083</b>	<b>146</b>	<b>67</b>	<b>96</b>	<b>.337</b>



## 2001 TWINS STATISTICS

### Pitching: (7th in A.L.)

PLAYER	W	L	ERA	G	GS	CG	SH	SV	IP	H	R	ER	HR	HB	BB	SO	WP	BK	BAA
Balfour	0	0	13.50	2	0	0	0	0	2.2	3	4	2	0	0	2	0	0	0	.333
Carrasco	4	3	4.64	56	0	0	0	1	73.2	77	40	38	8	0	30	70	7	1	.277
Cressend	3	2	3.67	44	0	0	0	0	56.1	50	24	23	6	1	16	40	2	0	.237
Duvall	0	0	7.71	8	0	0	0	0	4.2	7	4	4	1	0	2	4	1	0	.368
Fiore	0	1	5.68	4	0	0	0	0	6.1	5	4	4	0	0	2	5	0	0	.208
Guardado	7	1	3.51	67	0	0	0	12	66.2	47	27	26	5	1	29	67	4	0	.194
Hawkins	1	3	3.95	62	0	0	0	0	28	54	34	34	6	5	13	36	7	0	.291
Johnson	1	2	3.28	67	4	0	0	0	25.0	32	25	23	7	3	0	17	1	0	.323
Jones	1	0	3.26	24	0	0	0	2	19.1	27	8	7	3	0	0	15	0	0	.333
Lohse	4	7	5.68	19	16	0	0	0	90.1	102	60	57	16	8	29	64	5	0	.284
Mays	17	13	3.16	34	34	4	2	0	233.2	205	87	82	25	5	64	123	11	0	.235
Miller	1	4	4.81	45	0	0	0	0	48.2	54	30	26	5	1	20	30	1	0	.283
Milton	15	7	4.32	35	34	2	1	0	220.2	222	109	106	35	5	61	157	2	0	.257
Radke	15	11	3.94	33	33	6	2	0	226.0	235	105	99	24	10	26	137	4	1	.271
Redman	2	4	4.22	9	9	0	0	0	49.0	57	26	23	6	0	19	29	6	0	.286
Reed	4	6	5.19	12	12	0	0	0	67.2	92	45	39	12	4	14	43	1	0	.325
Rincon	0	0	6.35	4	0	0	0	0	5.2	7	5	4	1	0	5	4	0	0	.318
Romero	1	4	5.23	14	11	0	0	0	65.0	71	48	45	10	1	24	39	1	0	.272
Santana	1	0	4.74	15	4	0	0	0	43.2	50	25	23	6	3	16	28	3	0	.292
Thomas	0	2	3.37	5	5	0	0	0	16.1	20	17	17	6	1	14	6	2	0	.305
Wells	8	5	5.11	65	0	0	0	2	68.2	72	39	39	12	10	18	49	0	0	.273
<b>TOTALS</b>	<b>85</b>	<b>77</b>	<b>4.51</b>	<b>162</b>	<b>12</b>	<b>8</b>	<b>45</b>	<b>1441.1</b>	<b>1494</b>	<b>766</b>	<b>723</b>	<b>192</b>	<b>56</b>	<b>445</b>	<b>965</b>	<b>58</b>	<b>2</b>	<b>.268</b>	

## 2002 TWINS STATISTICS

### Batting: (5th in A.L.)

PLAYER	AVG	G	AB	R	H	2B	3B	HR	RBI	SH	SF	HB	BB	SO	SB	CS	E	OBP
Blake	.200	9	20	2	4	1	0	0	1	0	0	0	2	7	0	0	2	.273
Buchanan	.252	44	135	19	34	5	1	5	15	0	0	2	6	33	2	1	0	.294
Canizaro	.214	38	112	14	24	8	1	0	7	1	2	1	0	22	0	1	3	.280
Cuddyer	.259	41	112	12	29	7	0	4	13	1	1	1	8	30	2	0	1	.311
Guzman	.273	148	623	80	170	31	6	9	59	8	6	2	17	79	12	13	12	.292
Hocking	.250	102	260	28	65	13	0	2	29	4	5	1	24	44	0	2	10	.310
Hunter	.289	148	561	89	152	37	4	2	29	94	0	3	35	118	29	8	3	.334
Jones	.300	149	577	96	173	37	2	27	85	4	2	5	37	126	6	5	5	.341
Kielty	.291	112	289	49	84	14	3	12	46	0	2	5	52	66	4	1	0	.405
Koskie	.267	140	490	71	131	37	3	15	69	0	5	9	72	127	10	11	12	.368
Lamb	.100	7	10	0	1	0	0	0	0	0	0	0	0	2	0	0	0	.100
Lecroy	.260	63	181	19	47	11	1	7	27	0	2	0	13	38	0	2	1	.306
Mientkiewicz	.261	143	467	60	122	29	1	10	64	0	7	6	74	69	1	2	5	.365
Mohr	.269	120	383	55	103	23	2	12	45	2	0	1	31	86	6	3	2	.325
Morris	.000	4	7	0	0	0	0	0	0	0	0	0	0	0	0	0	0	.000
Ortiz	.272	125	412	52	112	32	1	20	75	0	8	3	43	87	1	2	1	.339
Pierzynski	.300	130	440	54	132	31	6	6	49	2	3	11	13	61	1	2	3	.334
Prince	.224	51	125	14	28	7	1	4	16	3	2	4	14	26	1	3	1	.317
Restovich	.308	8	13	3	4	0	0	1	4	0	0	0	1	4	0	0	0	.357
Rivas	.256	93	316	46	81	23	4	4	35	8	0	0	19	51	9	4	5	.305
Ryan	.091	7	11	3	1	0	0	0	0	0	0	0	0	0	0	0	0	.091
Sears	.333	7	12	2	4	2	0	0	0	0	0	0	0	1	0	0	0	.333
Valentin	.500	4	4	0	2	0	0	0	0	0	0	0	0	0	0	0	0	.500
Pitchers	.227	161	222	0	5	0	0	0	0	1	1	0	0	1	6	0	0	.261
<b>TOTALS</b>	<b>.272</b>	<b>161</b>	<b>5582</b>	<b>768</b>	<b>1518</b>	<b>348</b>	<b>36</b>	<b>167</b>	<b>731</b>	<b>34</b>	<b>52</b>	<b>56</b>	<b>472</b>	<b>1089</b>	<b>79</b>	<b>62</b>	<b>74</b>	<b>.322</b>

### Pitching: (6th in A.L.)

PLAYER	W	L	ERA	G	GS	CG	SH	SV	IP	H	R	ER	HR	HB	BB	SO	WP	BK	BAA
Cressend	0	1	5.91	23	0	0	0	0	32.0	40	25	21	6	1	19	22	1	0	.305
Fiore	10	3	3.16	48	2	0	0	0	91.0	74	32	32	10	5	43	55	2	0	.224
Frederick	0	0	10.03	8	0	0	0	0	11.2	13	13	13	3	0	10	5	2	0	.283
Guardado	1	3	2.93	68	0	0	0	45	67.2	53	22	22	9	1	18	70	0	0	.215
Hawkins	6	0	2.13	65	0	0	0	0	80.1	63	23	19	5	0	15	63	5	0	.217
Jackson	2	3	3.27	58	0	0	0	0	55.0	59	20	20	5	4	13	29	2	0	.284
Kinney	2	7	4.64	14	12	0	0	0	66.0	78	39	34	13	1	33	45	5	0	.295
Lohse	13	8	4.23	32	31	1	1	0	180.2	181	92	85	26	9	70	124	8	0	.259
Mays	4	8	5.38	17	17	1	0	0	95.1	113	60	57	14	2	25	38	6	0	.292
Miller	0	0	4.50	5	0	0	0	0	4.0	5	2	2	0	0	2	3	0	0	.284
Milton	13	9	4.84	29	29	2	1	0	171.0	173	96	92	24	3	30	121	4	0	.258
Radke	9	5	4.72	21	21	2	1	0	118.1	124	64	62	12	7	20	62	0	0	.272
Reed	15	7	3.78	33	32	2	1	0	188.0	192	89	79	32	6	26	121	1	1	.259
Rincon	0	2	6.28	10	3	0	0	0	28.2	44	23	20	5	0	9	21	2	0	.352
Rodriguez	0	1	14.73	4	0	0	0	0	3.2	8	6	6	0	0	4	1	0	0	.421
Romero	9	2	1.89	81	0	0	0	1	81.0	62	17	17	3	4	36	76	9	0	.213
Santana	8	6	2.99	27	14	0	0	1	108.1	84	41	36	7	1	49	137	15	2	.212
Trombley	0	1	15.75	5	0	0	0	0	4.0	10	7	7	2	0	1	3	0	0	.455
Wells	2	1	5.90	48	0	0	0	0	58.0	78	41	38	8	1	16	30	0	0	.325
<b>TOTALS</b>	<b>84</b>	<b>67</b>	<b>4.12</b>	<b>161</b>	<b>8</b>	<b>9</b>	<b>47</b>	<b>1444.2</b>	<b>1454</b>	<b>712</b>	<b>662</b>	<b>184</b>	<b>45</b>	<b>439</b>	<b>1026</b>	<b>62</b>	<b>3</b>	<b>.261</b>	

### TWINS PITCHERS AT THE PLATE\*

PITCHER	DATE	OPPONENT	OPPOSING PITCHER	RESULT
Vic Albury	7-12-75	at New York-AL	Pat Dobson	Strikeout
Bill Campbell	7-12-75	at New York-AL	Pat Dobson	Strikeout
Ray Fontenot	8-24-86	Toronto	Tom Henke	Strikeout
Allan Anderson#	6-13-89	Seattle	Jerry Reed	Strikeout
Matt Garza	7-6-07	at Chicago-AL	Gavin Floyd	Strikeout, Groundout, Sac-Bunt
Bobby Korecky	5-19-08	Texas	Frank Francisco	Single
Kevin Correia#	8-2-13	Houston	Dallas Keuchel	Sacrifice Bunt

(\*) since DH rule became effective in 1973 and non-interleague games  
 (#) pinch-hitter



## 2003 TWINS STATISTICS

### Batting: (3rd in A.L.)

PLAYER	AVG	G	AB	R	H	2B	3B	HR	RBI	SH	SF	HB	BB	SO	SB	CS	E	OBP
Bowen	100	7	10	0	1	0	0	0	1	0	0	1	0	4	0	0	1	.091
Cuddyer	245	34	102	14	25	1	3	4	8	0	0	0	12	19	1	1	1	.325
Ford	329	30	73	16	24	7	1	3	15	1	0	1	8	9	2	0	3	.402
Gomez	251	53	175	14	44	9	3	1	15	2	1	0	7	13	2	3	1	.279
Guzman	268	141	534	78	143	15	14	3	53	12	4	5	30	79	18	9	11	.311
Hoching	239	69	188	29	46	10	2	3	22	3	0	0	15	37	0	1	3	.291
Hunter	250	154	581	83	145	31	4	16	102	3	3	5	50	106	6	7	4	.312
Jones	304	136	517	76	157	33	1	16	69	1	6	4	21	106	13	1	5	.333
Kielty	252	75	238	40	60	13	0	9	32	0	1	3	42	56	6	2	2	.370
Koskie	292	131	469	76	137	29	2	14	69	0	9	7	77	113	11	5	9	.393
LeCroy	287	106	345	39	99	19	0	17	64	0	0	4	25	82	0	1	3	.342
Mientkiewicz	300	138	487	67	146	38	1	11	65	2	6	5	74	55	4	1	4	.393
Mohr	250	111	348	50	87	22	0	10	36	2	3	1	33	106	5	2	6	.314
Morneau	226	40	106	14	24	4	0	4	16	0	0	0	9	30	0	0	1	.287
Pierzynski	312	137	487	63	152	35	3	11	74	2	5	15	24	55	3	1	6	.360
Prieto	091	7	11	1	0	0	0	0	0	0	0	0	4	0	0	0	0	.091
Prince	200	19	40	5	8	2	0	2	5	2	0	2	5	7	1	0	0	.319
Restovich	283	20	53	10	15	3	2	0	8	0	0	1	10	12	0	0	0	.406
Rivas	259	134	475	69	123	16	9	8	43	8	3	5	30	65	17	7	10	.308
Ryan	393	27	61	13	24	7	0	5	13	0	1	0	6	12	2	1	0	.441
Sears	246	23	65	7	16	2	0	2	11	0	1	0	7	15	0	0	1	.324
Stewart	322	65	270	43	87	22	0	6	38	2	3	4	25	36	3	4	1	.384
Pitchers	200	162	20	1	4	0	0	0	0	5	0	0	2	7	0	0	13	.273
TOTALS	277	162	5655	801	1567	318	45	155	755	42	52	63	512	1027	94	44	74	.341

### Pitching: (7th in A.L.)

PLAYER	W	L	ERA	G	GS	CG	SH	SV	IP	H	R	ER	HR	HB	BB	SO	WP	BK	BAA
Baldwin	0	1	5.40	10	0	0	0	1	15.0	21	10	9	6	0	4	7	0	0	.333
Balfour	1	0	4.15	17	1	0	0	0	26.0	23	12	12	4	0	14	30	0	0	.235
Fellers	0	0	0.00	5	0	0	0	0	6.0	2	0	0	0	1	1	1	0	0	.100
Fiore	1	1	5.50	21	0	0	0	0	36.0	32	25	22	5	3	21	23	3	0	.242
Guardado	3	5	2.89	66	0	0	0	41	65.1	50	22	21	7	0	14	60	5	0	.207
Hawkins	9	3	1.86	74	0	0	0	2	77.1	69	20	16	4	1	15	75	5	0	.239
Johnson	0	1	47.25	2	0	0	0	0	1.1	8	8	7	1	0	1	0	1	0	.667
Lohse	14	11	4.61	33	33	2	1	0	201.0	211	107	103	28	5	45	130	10	1	.268
Mays	8	8	6.30	31	21	0	0	0	130.0	159	92	91	21	4	39	50	3	0	.302
Milton	1	0	2.65	3	3	0	0	0	17.0	15	5	5	2	0	7	0	0	0	.234
Nakamura	1	0	7.82	12	0	0	0	0	12.2	20	11	4	0	0	2	14	0	0	.339
Orosco	1	0	5.79	8	0	0	0	0	4.2	4	3	3	0	0	1	5	3	0	.235
Pulido	0	1	4.02	7	1	0	0	0	15.2	15	9	7	0	0	3	6	1	0	.254
Radke	14	10	4.49	33	33	3	1	0	212.1	242	111	106	32	5	28	120	0	0	.288
Reed	6	12	5.07	27	21	2	1	0	135.0	155	80	76	21	5	29	71	3	0	.285
Rincon	5	6	3.68	58	0	0	0	0	85.2	74	38	35	5	4	38	63	7	0	.231
Rogers	13	8	4.57	33	31	0	0	0	195.0	227	108	99	22	11	50	116	6	4	.292
Romero	2	0	5.00	73	0	0	0	0	63.0	66	37	35	7	6	42	50	9	2	.272
Santana	12	3	3.07	45	18	0	0	0	158.1	127	56	54	17	3	47	169	6	2	.216
Thomas	0	1	7.71	3	0	0	0	0	4.2	6	4	4	1	0	3	2	0	0	.316
TOTALS	90	72	4.41	162	7	3	45	462.0	1526	758	716	187	50	402	997	62	9	268	

## 2004 TWINS STATISTICS

### Batting: (11th in A.L.)

PLAYER	AVG	G	AB	R	H	2B	3B	HR	RBI	SH	SF	HB	BB	SO	SB	CS	E	OBP
Bartlett	083	8	12	2	1	0	0	1	1	0	0	1	1	2	0	2	1	.154
Bianco	206	114	315	36	65	19	1	10	37	11	3	3	21	56	0	3	7	.260
Borders	286	19	42	3	12	4	0	0	5	1	0	1	0	10	2	0	3	.302
Bowen	111	17	27	1	3	0	0	1	2	1	0	0	4	10	0	0	1	.226
Cuddyer	263	115	339	49	89	22	1	12	45	2	1	3	37	74	5	5	10	.339
Ford	299	154	569	89	170	31	4	15	72	2	7	13	67	75	20	2	4	.381
Guzman	274	145	576	84	158	31	4	8	46	13	4	1	30	64	10	5	12	.309
Hunter	271	138	520	79	141	37	0	23	81	0	2	7	40	101	21	7	4	.330
Jones	254	151	555	69	141	22	1	24	80	2	1	10	40	117	13	10	2	.315
Koskie	251	118	422	68	106	24	2	25	71	0	5	12	49	103	9	3	11	.342
Kubel	300	23	60	10	18	2	0	2	7	0	1	0	6	9	1	1	0	.358
LeCroy	259	88	264	26	74	14	0	6	39	0	2	5	16	60	0	0	2	.321
Mauer	308	95	107	18	33	8	0	6	17	0	0	3	11	14	0	0	2	.369
Mientkiewicz	246	78	284	34	70	18	0	5	25	2	1	3	38	38	2	2	4	.340
Morneau	271	74	280	39	76	17	0	19	58	0	2	2	28	54	0	0	3	.340
Offerman	256	77	172	22	44	14	2	2	22	1	0	0	29	31	1	1	3	.363
Ojeda	339	30	59	16	20	1	0	2	7	2	1	0	10	3	1	1	2	.429
Prieto	250	16	32	4	8	1	0	1	4	0	1	0	3	9	0	0	1	.306
Punto	253	38	91	17	23	0	0	2	12	0	0	0	12	19	6	0	1	.340
Restovich	255	29	47	9	12	3	0	2	6	0	0	0	4	10	0	0	0	.314
Rivas	256	109	336	44	86	19	5	10	34	5	3	1	13	53	15	1	3	.283
Ryan	239	36	71	9	17	2	1	0	47	0	0	0	4	16	1	1	1	.280
Stewart	304	92	378	46	115	17	2	11	47	1	3	1	47	44	5	3	3	.380
Tiffney	273	17	44	7	12	4	0	2	8	0	0	0	3	3	0	0	1	.333
Pitchers	143	162	21	0	5	0	0	0	2	2	0	0	0	8	0	0	17	.143
TOTALS	266	162	5623	780	1494	310	24	191	735	46	40	64	513	982	116	46	101	.332

## DID YOU Know?

...that Rich Rollins, Zoilo Versalles, Tony Oliva, Don Mincher and Harmon Killebrew each homered in the 7th inning, June 9, 1966 vs. Kansas City. The five home runs in an inning are an American League record.



## 2004 TWINS STATISTICS

### Pitching: (1st in A.L.)

PLAYER	W	L	ERA	G	GS	CG	SH	SV	IP	H	R	ER	HR	HB	BB	SO	WP	BK	BAA
Balfour	4	1	4.35	36	0	0	0	0	39.1	35	19	19	4	2	21	42	3	0	.238
Beimel	0	0	43.20	3	0	0	0	0	1.2	8	8	8	1	0	2	2	0	0	.615
Crain	3	0	2.00	22	0	0	0	0	27.0	17	6	6	2	1	12	14	1	0	.179
Durbin	0	1	7.36	4	1	0	0	0	7.1	12	6	6	0	0	6	6	1	0	.387
Fultz	3	3	5.04	55	0	0	0	1	50.0	50	28	28	5	1	23	37	3	0	.267
Gressinger	2	5	5.18	12	9	0	0	0	15.0	22	13	12	5	2	15	36	1	0	.219
Quenert	0	9	6.68	9	2	0	0	0	19.0	22	13	11	2	1	6	11	0	0	.293
Lohse	9	13	5.34	35	34	1	0	0	194.0	240	128	115	28	7	76	111	6	0	.305
Mulholland	5	9	5.18	39	15	0	0	0	123.1	163	76	71	17	5	33	60	2	0	.327
Nathan	1	2	1.62	73	0	0	0	44	72.1	48	14	13	3	2	23	89	5	0	.187
Pulido	0	0	8.74	6	0	0	0	0	11.1	16	13	11	2	1	4	9	0	0	.333
Radke	11	8	3.48	34	34	1	1	0	219.2	229	92	85	23	6	26	143	2	0	.267
Rincon	11	6	2.63	77	0	0	0	2	82.0	52	27	24	5	2	32	106	2	0	.181
Roa	2	3	4.50	48	0	0	0	0	70.0	84	38	35	9	5	24	47	1	0	.297
Romero	7	4	3.51	74	0	0	0	1	74.1	61	32	29	4	5	38	69	9	0	.224
Santana	20	6	2.61	34	34	1	1	0	228.0	156	70	66	24	9	54	265	7	0	.192
Silva	14	8	4.21	33	33	1	1	0	203.0	255	100	95	23	5	35	76	5	1	.310
Thomas	0	0	16.86	3	0	0	0	0	2.2	2	5	5	0	0	1	0	1	0	.500
<b>TOTALS</b>	<b>92</b>	<b>70</b>	<b>4.03</b>	<b>162</b>	<b>4</b>	<b>9</b>	<b>48</b>	<b>1476.0</b>	<b>1523</b>	<b>715</b>	<b>661</b>	<b>167</b>	<b>54</b>	<b>451</b>	<b>1123</b>	<b>45</b>	<b>1</b>	<b>.267</b>	

## 2005 TWINS STATISTICS

### Batting: (13th in A.L.)

PLAYER	AVG	G	AB	R	H	2B	3B	HR	RBI	SH	SF	HB	BB	SO	SB	CS	E	OBP
Abernathy	.239	24	67	5	16	1	0	1	6	3	1	1	7	7	9	2	0	.2316
Bartlett	.241	74	224	33	54	10	1	3	16	2	1	4	21	37	4	0	7	.316
Boone	.170	14	53	3	9	0	0	0	3	0	0	1	4	13	0	0	2	.241
Castro	.257	97	272	27	70	18	1	5	33	9	2	0	9	39	0	1	9	.279
Cuddyer	.263	126	422	55	111	25	3	12	42	1	3	3	41	93	3	4	15	.330
Ford	.264	147	522	70	138	30	4	7	53	2	5	16	45	85	13	6	6	.338
Heintz	.200	8	25	1	5	3	0	0	2	0	0	0	1	6	0	0	0	.231
Hunter	.269	98	372	63	100	24	1	14	56	0	4	6	34	65	23	7	3	.337
Jones	.249	142	523	74	130	22	4	23	73	2	4	5	51	120	13	4	4	.319
LeDroy	.260	101	304	33	79	5	0	17	50	0	3	4	41	85	0	0	3	.354
Mauer	.294	131	489	61	144	26	2	9	59	0	3	1	61	64	13	1	5	.372
Miller	.000	5	12	0	0	0	0	0	0	0	0	0	0	0	0	0	0	.000
Morneau	.239	141	490	62	117	23	4	22	72	0	5	4	44	94	0	2	8	.304
Punto	.239	112	394	45	94	18	4	4	26	7	2	0	36	86	13	8	9	.301
Redmond	.311	45	148	17	46	9	0	1	26	2	0	3	6	14	0	0	0	.350
Rivas	.257	59	136	21	35	3	1	1	12	0	1	2	9	17	4	0	2	.311
Rodriguez	.269	79	175	21	47	10	2	2	20	6	3	1	18	23	2	2	3	.335
Ryan	.231	57	117	7	27	5	0	2	13	4	1	0	9	22	1	2	0	.283
Stewart	.274	132	551	69	151	27	3	10	56	1	5	8	34	73	7	5	4	.323
Tiffie	.207	54	150	9	31	8	1	1	15	0	1	0	8	15	1	0	6	.245
Tyner	.321	18	56	8	18	1	1	0	3	0	0	0	4	4	2	0	0	.367
Williams	.425	13	40	3	17	1	0	0	4	1	0	0	2	2	2	2	4	.522
<b>TOTALS</b>	<b>.259</b>	<b>162</b>	<b>5564</b>	<b>686</b>	<b>1441</b>	<b>269</b>	<b>32</b>	<b>134</b>	<b>644</b>	<b>42</b>	<b>42</b>	<b>59</b>	<b>485</b>	<b>978</b>	<b>102</b>	<b>44</b>	<b>102</b>	<b>.323</b>

### Pitching: (5th in A.L.)

PLAYER	W	L	ERA	G	GS	CG	SH	SV	IP	H	R	ER	HR	HB	BB	SO	WP	BK	BAA	
Baker	3	3	3.35	10	9	0	0	0	53.2	48	21	20	6	5	0	14	32	0	0	.241
Bonvey	0	1	5.59	8	0	0	0	0	8.2	10	6	6	2	1	3	12	2	0	0	.270
Crain	12	5	2.71	75	0	0	0	0	79.2	61	28	24	6	5	29	95	2	0	.219	
Gassner	1	0	5.87	2	2	0	0	0	7.2	9	9	7	3	5	1	2	2	0	.281	
Guerrero	0	3	3.39	43	0	0	0	0	71.2	71	25	27	5	6	3	24	46	3	0	.258
Liriano	1	2	5.70	6	4	0	0	0	23.2	19	15	15	4	0	7	33	0	0	.221	
Lohse	9	13	4.18	31	30	0	0	0	178.2	211	85	83	22	9	44	86	4	1	.299	
Mays	6	10	5.65	31	26	1	1	0	156.0	203	109	98	23	3	41	59	4	0	.318	
Mulholland	0	2	4.27	49	0	0	0	0	59.0	61	30	28	6	2	17	18	3	1	.276	
Nathan	7	4	2.70	69	0	0	0	43	70.0	46	22	21	5	0	22	94	2	0	.183	
Radke	9	12	4.04	31	31	3	1	0	200.2	214	98	90	33	7	23	117	2	0	.272	
Rincon	6	6	2.45	75	0	0	0	0	77.0	63	26	21	2	3	30	84	5	1	.224	
Romero	4	3	3.47	68	0	0	0	0	57.0	50	26	22	6	6	39	48	1	1	.235	
Santana	16	7	2.87	33	33	3	2	0	231.2	180	77	74	22	1	45	238	8	0	.210	
Silva	9	8	3.44	27	27	2	0	0	188.1	212	85	72	25	3	9	71	0	0	.280	
<b>TOTALS</b>	<b>83</b>	<b>79</b>	<b>3.71</b>	<b>162</b>	<b>162</b>	<b>9</b>	<b>8</b>	<b>44</b>	<b>1464.1</b>	<b>1458</b>	<b>662</b>	<b>604</b>	<b>169</b>	<b>43</b>	<b>348</b>	<b>965</b>	<b>35</b>	<b>4</b>	<b>.261</b>	

## 2006 TWINS STATISTICS

### Batting: (1st in A.L.)

PLAYER	AVG	G	AB	R	H	2B	3B	HR	RBI	SH	SF	HB	BB	SO	SB	CS	E	OBP
Bartlett	.309	99	333	44	103	18	2	2	32	1	5	11	22	46	10	5	13	.367
Castilla	.250	9	4	1	1	0	0	0	0	0	0	0	2	1	0	0	0	.500
Castillo	.296	142	584	84	173	22	6	3	49	9	2	1	56	58	29	11	6	.358
Cuddyer	.284	150	557	102	158	41	5	24	109	0	6	10	62	130	6	0	5	.362
Ford	.226	104	234	40	53	6	1	4	18	1	0	4	16	43	9	1	2	.287
Heintz	.000	2	1	0	0	0	0	0	0	0	0	0	0	0	0	0	0	.000
Hunter	.278	147	557	86	155	21	2	31	98	0	4	5	45	108	12	6	4	.336
Kubel	.241	73	220	23	53	8	0	8	26	2	1	0	12	45	2	0	2	.279
Mauer	.347	140	521	86	181	36	4	13	86	0	7	1	79	54	3	4	4	.426
Morneau	.321	157	582	97	190	37	4	1	34	10	0	11	7	53	93	3	8	.375
Nevin	.190	16	42	2	8	1	0	0	4	1	1	2	0	10	15	0	0	.340
Punto	.290	135	459	73	133	21	7	1	45	10	7	1	47	68	17	5	13	.352
Rabe	.286	24	49	8	14	1	0	3	7	0	0	0	2	11	0	1	2	.314
Redmond	.341	47	179	20	61	13	0	0	23	1	2	4	4	18	0	0	0	.365
Rodriguez	.235	59	115	11	27	4	0	2	6	2	1	0	14	16	0	0	2	.315
Stewart	.293	44	174	21	51	5	1	2	21	0	1	1	14	19	3	1	1	.347
Tiffie	.244	20	45	4	11	1	0	2	6	0	0	0	4	8	0	1	2	.306
Tyner	.312	62	218	29	68	5	2	0	18	0	2	1	11	18	4	2	1	.345
White	.246	99	337	32	83	17	1	7	38	0	3	4	11	54	1	1	0	.276
Pitchers	.105	162	19	1	2	0	0	0	1	3	0	0	1	10	0	0	6	.150
<b>TOTALS</b>	<b>.287</b>	<b>162</b>	<b>5602</b>	<b>801</b>	<b>1608</b>	<b>275</b>	<b>34</b>	<b>143</b>	<b>754</b>	<b>31</b>	<b>55</b>	<b>50</b>	<b>490</b>	<b>872</b>	<b>101</b>	<b>42</b>	<b>84</b>	<b>.347</b>



## 2006 TWINS STATISTICS

### Pitching: (2nd in A.L.)

PITCHER	W	L	ERA	G	GS	CG	SH	SV	IP	H	R	ER	HR	HB	BB	SO	WP	BK	BAA
Baker	5	8	6.37	16	16	0	0	0	83.1	114	63	59	17	3	16	62	0	0	324
Bonser	7	5	4.22	18	18	0	0	0	100.1	104	50	47	18	1	24	84	2	0	267
Crain	4	5	3.52	68	0	0	0	1	76.2	79	31	30	6	2	18	60	1	0	262
Eyre	1	0	5.31	42	0	0	0	0	59.1	75	36	35	8	6	22	26	4	0	309
Garza	3	6	5.76	10	9	0	0	0	50.0	62	33	32	6	0	23	38	1	0	301
Guerrier	1	0	3.36	39	1	0	0	1	69.2	78	29	26	9	0	21	37	6	0	287
Liriano	12	3	2.16	28	16	0	0	0	121.0	89	31	26	8	1	32	144	9	1	205
Loose	2	5	7.00	22	8	0	0	0	83.2	80	50	50	8	6	25	46	3	0	308
Nathan	7	0	1.58	64	0	0	0	36	68.1	38	12	12	3	1	16	95	3	0	158
Neshek	4	2	2.19	32	0	0	0	0	37.0	23	9	9	6	0	6	53	0	0	176
Perkins	0	0	1.59	4	0	0	0	0	5.2	3	1	1	0	0	0	6	0	0	150
Radke	12	9	4.32	28	28	0	0	0	162.1	197	87	78	24	1	32	83	2	0	307
Reyes	5	0	0.89	66	0	0	0	0	50.2	35	8	5	3	0	15	49	4	0	197
Rincon	3	1	2.91	75	0	0	0	1	74.1	76	30	24	2	3	24	65	2	0	270
Santana	19	6	2.77	34	34	1	0	0	233.2	186	79	72	24	4	47	245	4	1	216
Silva	11	15	5.94	36	31	0	0	0	180.1	246	130	119	38	7	32	70	1	0	324
Smith	0	0	12.00	1	1	0	0	0	3.0	5	4	4	1	1	3	0	0	0	35
<b>TOTALS</b>	<b>96</b>	<b>66</b>	<b>3.95</b>	<b>162</b>	<b>1</b>	<b>6</b>	<b>40</b>	<b>1439.1</b>	<b>1490</b>	<b>683</b>	<b>632</b>	<b>182</b>	<b>36</b>	<b>356</b>	<b>1164</b>	<b>40</b>	<b>3</b>	<b>267</b>	

## 2007 TWINS STATISTICS

### Batting: (9th in A.L.)

PLAYER	AVG	G	AB	R	H	2B	3B	HR	RBI	SH	SF	OB	BB	SO	SB	CS	E	OBP
Baker	.000	24	6	0	0	0	0	0	0	0	0	0	0	1	0	0	2	.000
Bartlett	.265	140	510	75	135	20	7	5	43	0	2	8	50	73	23	3	26	.339
Bonser	.000	31	3	0	0	0	0	0	0	2	0	0	1	0	0	0	3	.000
Buscher	.244	33	82	8	20	1	0	2	10	1	1	1	10	16	1	0	4	.323
Casilla	.222	56	189	15	42	5	1	0	9	5	1	0	9	29	11	1	10	.256
Cirillo	.261	50	153	18	40	9	2	2	21	3	2	1	15	13	2	0	3	.327
Cuddyer	.276	144	547	87	151	28	5	16	81	0	5	7	64	107	5	0	4	.356
Ford	.233	55	116	13	27	6	0	3	14	0	0	3	11	24	3	1	1	.315
Garza	.000	16	2	0	0	0	0	0	0	1	0	0	0	1	0	0	2	.000
Heintz	.250	24	56	0	14	0	0	0	0	0	0	0	3	12	0	0	0	.288
Hunter	.287	160	600	94	172	45	1	28	107	5	0	5	40	101	18	9	2	.374
James	.208	91	277	7	77	2	2	2	5	0	0	0	6	20	0	0	2	.262
Kubel	.273	128	418	49	114	31	2	13	65	1	5	1	41	79	5	0	2	.335
Lecroy	.150	7	20	1	3	0	0	0	0	0	0	0	0	4	0	0	1	.150
Machado	.000	0	0	0	0	0	0	0	0	0	0	0	0	0	0	0	0	.000
Mauer	.293	109	406	62	119	27	3	7	60	2	3	3	57	51	7	1	1	.382
McDonald	.100	4	10	0	1	0	0	0	0	0	0	0	1	3	0	0	0	.182
Morales	1.000	1	3	1	3	1	0	0	0	0	0	0	0	0	0	0	0	1.000
Morneau	.271	157	590	84	160	31	3	31	111	0	9	5	64	91	1	1	5	.343
Punto	.210	150	472	53	99	18	4	1	29	6	3	0	55	90	16	6	13	.291
Rabe	.194	14	31	2	6	0	0	0	2	0	0	0	0	7	0	0	0	.194
Redmond	.294	82	272	23	80	13	0	1	38	0	3	5	18	23	0	0	0	.346
Rodriguez	.219	68	195	18	34	5	1	2	12	2	2	2	12	14	1	0	0	.271
Santana	.286	83	287	2	2	2	1	0	0	0	0	0	0	0	0	0	0	.316
Silva	.000	33	4	0	0	0	0	0	0	2	0	0	0	1	0	0	0	.000
Tyner	.286	114	304	42	87	14	2	1	22	2	1	5	16	26	8	3	1	.331
Watkins	.357	9	28	2	10	0	0	0	0	0	0	0	4	4	1	0	0	.438
White	.174	38	109	8	19	4	0	4	20	0	1	3	6	19	0	0	0	.235
<b>TOTALS</b>	<b>.264</b>	<b>162</b>	<b>5522</b>	<b>718</b>	<b>1460</b>	<b>273</b>	<b>36</b>	<b>118</b>	<b>671</b>	<b>34</b>	<b>45</b>	<b>48</b>	<b>512</b>	<b>839</b>	<b>112</b>	<b>30</b>	<b>95</b>	<b>.330</b>

### Pitching: (4th in A.L.)

PITCHER	W	L	ERA	G	GS	CG	SH	SV	IP	H	R	ER	HR	HB	BB	SO	WP	BK	BAA
Baker	9	9	4.26	24	23	2	1	0	143.2	162	70	68	15	5	29	102	0	0	287
Blackburn	0	2	7.71	6	0	0	0	0	11.2	19	12	10	2	0	2	8	0	0	365
Bonser	8	12	5.10	31	30	0	0	0	173	199	108	87	27	5	65	136	3	1	286
Call	0	1	4.71	24	0	0	0	0	21.0	22	11	11	2	2	16	14	2	0	265
Crain	1	2	3.51	18	0	0	0	0	16.1	19	16	10	4	1	4	10	0	1	292
Densola	0	1	3.85	16	0	0	0	0	20.0	20	19	5	5	1	10	8	0	1	357
Garza	5	7	3.69	16	15	0	0	0	83.0	96	44	34	8	4	32	67	4	0	294
Guerrier	2	4	2.35	73	0	0	0	1	88.0	71	23	23	9	5	21	68	6	0	220
Miller	0	0	18.00	4	0	0	0	0	4.0	7	8	8	2	0	3	2	0	0	368
Nathan	4	2	1.88	68	0	0	0	37	71.2	54	15	15	4	1	19	77	3	0	209
Neshek	7	2	2.94	74	0	0	0	0	70.1	44	25	23	7	2	27	74	2	0	183
Perkins	0	0	3.14	19	0	0	0	0	28.2	23	10	10	2	2	12	20	2	0	232
Ponson	2	5	6.93	7	7	0	0	0	37.2	54	31	29	7	3	17	23	0	0	335
Reyes	2	1	3.99	50	0	0	0	0	29.1	34	14	13	1	2	21	21	4	0	309
Rincon	3	3	5.13	63	0	0	0	0	59.2	65	38	34	9	3	28	49	4	0	273
Santana	15	13	3.33	33	33	1	1	0	219.0	183	88	81	33	4	52	235	1	1	225
Silva	13	14	4.19	33	33	2	1	0	202.0	228	99	94	20	4	36	86	4	1	287
Sloney	4	1	4.73	13	11	0	0	0	65.2	82	39	35	16	0	11	47	3	0	288
<b>TOTALS</b>	<b>79</b>	<b>83</b>	<b>4.15</b>	<b>162</b>	<b>5</b>	<b>8</b>	<b>38</b>	<b>1436.2</b>	<b>1505</b>	<b>725</b>	<b>663</b>	<b>185</b>	<b>51</b>	<b>420</b>	<b>1084</b>	<b>46</b>	<b>5</b>	<b>268</b>	

## TWINS WITH 100-PLUS RBI SEASONS

NO.	PLAYER	TOTAL (YEAR)	NO.	PLAYER	TOTAL (YEAR)
8	Harmon Killebrew	122 (1961); 126 (62); 111 (64); 110 (66); 113 (67); 140 (69); 113 (70); 119 (71)	1	Larry Hise	119 (1977)
4	Justin Morneau	130 (2006); 111 (07); 129 (08); 100 (09)	1	Kent Hrbek	107 (1984)
3	Kirby Puckett	121 (1988); 110 (92); 112 (94)	1	Paul Molitor	113 (1996)
2	Bob Allison	105 (1961); 102 (62)	1	Marty Cordova	111 (1996)
2	Tony Oliva	101 (1969); 107 (70)	1	Corey Koskie	103 (2001)
2	Gary Gaetti	108 (1986); 109 (87)	1	Michael Cuddyer	109 (2006)
2	Tori Hunter	102 (2003); 107 (07)	1	Jason Kubel	103 (2009)
1	Rod Carew	100 (1977)	1	Delmon Young	112 (2010)
			1	Josh Willingham	110 (2012)



## 2008 TWINS STATISTICS

### Batting: (3rd in A.L.)

PLAYER	AVG	G	AB	R	H	2B	3B	HR	RBI	SH	SF	HB	BB	SO	SB	CS	E	OBP
Baker	.500	28	2	1	1	0	0	0	0	3	0	0	0	1	0	0	0	.500
Blackburn	.333	33	3	0	1	0	0	0	0	0	0	0	0	0	0	0	0	.333
Buscher	.294	70	218	29	64	9	0	4	47	0	7	0	19	42	0	2	10	.340
Casilla	.281	98	385	58	108	15	0	7	50	13	6	2	31	45	7	2	12	.333
Clark	.250	4	8	0	2	2	0	0	2	0	0	0	0	0	0	0	0	.250
Cuddyer	.249	71	249	30	62	13	4	3	36	0	0	0	5	25	0	1	2	.330
Everett	.213	48	127	19	27	6	1	7	20	0	4	1	12	15	0	0	7	.278
Gomez	.258	153	577	79	149	24	7	7	59	3	2	7	25	142	39	11	8	.296
Harris	.265	130	434	57	115	29	3	7	49	7	6	4	39	98	1	1	13	.327
Hernandez	.500	23	2	0	1	0	0	0	1	1	0	0	0	0	0	0	0	.500
Jorgensen	.000	2	1	0	0	0	0	0	0	0	0	0	0	0	0	0	0	.000
Korecky	1.000	16	1	0	1	0	0	0	0	0	0	0	0	0	0	0	0	1.000
Kubel	.272	141	463	74	126	22	5	20	78	0	7	0	47	91	0	1	3	.335
Lamb	.233	81	236	20	55	12	3	1	32	0	8	0	17	32	0	1	4	.276
Macri	.324	18	34	3	11	1	0	1	4	0	0	0	2	10	1	1	1	.361
Mauer	.328	146	536	98	176	31	4	9	85	1	11	1	84	50	1	1	3	.413
Monroe	.202	58	163	22	33	9	0	8	29	0	0	0	16	48	0	1	0	.274
Moreau	.300	163	623	97	187	47	4	23	129	0	10	3	76	85	0	0	4	.374
Perkins	.000	26	3	0	0	0	0	0	0	1	0	0	1	1	0	0	0	.000
Pridie	.000	10	4	0	0	0	0	0	0	0	0	0	0	1	0	0	0	.000
Punto	.284	99	338	43	96	19	4	2	28	5	2	0	32	57	15	6	10	.344
Redmond	.287	38	129	14	37	6	0	0	12	0	1	2	5	11	0	0	0	.321
Ruiz	.274	22	62	13	17	2	0	1	7	0	0	0	6	21	0	0	0	.338
Slowey	.250	28	8	1	2	1	0	0	2	0	0	0	0	0	1	0	0	.250
Span	.294	93	347	70	102	16	7	6	47	8	2	4	50	60	18	7	4	.387
Tolbert	.283	41	113	18	32	6	3	0	6	2	1	0	7	19	7	1	6	.322
Young	.290	152	575	80	167	28	4	10	69	1	5	7	35	105	14	5	8	.336
<b>TOTALS</b>	<b>.279</b>	<b>163</b>	<b>5641</b>	<b>829</b>	<b>1572</b>	<b>298</b>	<b>49</b>	<b>111</b>	<b>791</b>	<b>52</b>	<b>72</b>	<b>36</b>	<b>529</b>	<b>979</b>	<b>102</b>	<b>42</b>	<b>108</b>	<b>.340</b>

### Pitching: (7th in A.L.)

PITCHER	W	L	ERA	G	GS	CG	SH	SV	IP	H	R	ER	HR	HB	BB	SO	WP	BK	BAA	
Baker	11	4	3.45	28	28	0	0	0	172.1	161	66	66	20	3	42	141	6	0	.247	
Bass	3	11	4.05	33	33	0	0	0	68.1	84	42	37	11	3	22	32	0	0	.303	
Blackburn	11	11	4.05	33	33	0	0	0	193.1	224	102	87	23	7	39	96	2	0	.292	
Bosser	3	7	5.93	47	12	0	0	0	118.1	139	87	78	16	1	36	97	6	1	.285	
Breslow	0	2	1.63	42	0	0	0	1	38.2	24	9	7	0	0	14	32	4	1	.180	
Crain	5	4	3.59	66	0	0	0	0	62.2	62	29	25	6	1	24	50	2	0	.257	
Guardado	1	1	7.71	9	0	0	0	0	7.0	12	6	6	1	0	2	5	0	0	.387	
Guerrier	6	9	5.19	76	0	0	0	1	76.1	84	47	44	12	0	37	59	2	0	.275	
Hernandez	10	8	5.48	23	23	2	0	0	139.2	199	93	85	18	1	29	54	2	1	.341	
Humber	0	0	4.63	5	0	0	0	0	11.2	11	6	6	4	1	5	6	0	0	.250	
Korecky	2	0	4.58	16	0	0	0	0	17.2	19	9	9	2	0	8	6	0	0	.288	
Liriano	6	4	3.91	14	14	0	0	0	76.0	74	40	33	7	1	32	67	3	0	.254	
Majors	0	1	0.87	10	0	0	0	0	10.1	3	3	1	1	0	0	0	0	0	.088	
Matheny	1	2	1.83	68	0	0	0	39	67.2	43	13	7	10	5	2	18	74	2	0	.174
Neshek	0	1	4.73	15	0	0	0	0	13.1	12	7	7	2	0	4	15	0	0	.240	
Perkins	12	4	4.41	26	26	0	0	0	151.0	183	81	74	25	3	39	74	2	1	.301	
Reyes	3	0	2.33	75	0	0	0	0	46.1	40	12	12	4	2	15	39	5	0	.235	
Rincon	2	2	6.11	24	0	0	0	0	28.0	33	21	19	5	2	16	20	3	0	.292	
Slowey	12	11	3.99	27	27	3	2	0	160.1	161	74	71	22	4	24	123	1	0	.260	
<b>TOTALS</b>	<b>88</b>	<b>75</b>	<b>4.16</b>	<b>163</b>	<b>5</b>	<b>10</b>	<b>42</b>	<b>1459.0</b>	<b>1568</b>	<b>745</b>	<b>675</b>	<b>183</b>	<b>31</b>	<b>406</b>	<b>995</b>	<b>45</b>	<b>4</b>	<b>.274</b>		

## 2009 TWINS STATISTICS

### Batting: (3rd in A.L.)

PLAYER	AVG	G	AB	R	H	2B	3B	HR	RBI	SH	SF	HB	BB	SO	SB	CS	E	OBP
Baker	.000	33	6	0	0	0	0	0	0	0	0	0	0	1	0	0	0	.000
Blackburn	.000	33	4	0	0	0	0	0	0	0	0	0	0	2	0	0	1	.000
Buscher	.235	61	136	14	32	3	1	2	12	0	1	3	24	35	0	0	1	.360
Cabrera	.289	59	242	42	70	13	3	5	36	1	6	0	11	32	2	0	11	.313
Casilla	.202	80	228	25	46	7	3	0	17	2	1	3	22	36	11	0	5	.280
Crede	.225	90	333	42	75	16	1	15	48	0	3	2	29	56	0	0	4	.289
Cuddyer	.276	153	588	93	162	34	7	32	94	0	2	6	54	118	6	1	6	.342
Gomez	.327	137	315	51	72	15	5	3	28	7	1	4	22	72	14	7	1	.287
Harris	.261	123	414	44	108	22	1	6	37	1	6	3	29	78	0	2	12	.310
Huber	.500	1	2	0	1	0	0	0	0	0	0	0	0	0	0	0	0	.500
Keppel	.000	37	0	0	0	0	0	0	0	0	0	0	1	0	0	0	0	.000
Kubel	.300	146	514	73	154	35	2	28	103	0	5	3	56	106	1	1	0	.369
Liriano	.000	29	5	0	0	0	0	0	0	1	0	0	0	3	0	0	0	.000
Mauer	.365	138	523	94	191	30	1	28	96	0	5	2	76	63	4	1	3	.444
Morales	.311	54	119	14	37	8	0	0	10	0	1	0	14	22	0	0	3	.381
Moreau	.274	135	508	85	139	31	0	0	30	100	0	7	3	72	86	0	0	.363
Pavano	.000	12	0	0	0	0	0	0	0	0	0	0	0	0	0	0	0	.000
Punto	.228	125	359	56	82	15	0	1	38	13	6	0	61	70	16	3	7	.337
Redmond	.237	45	135	9	32	5	1	0	7	0	0	1	11	19	0	0	0	.299
Slowey	.000	16	3	0	0	0	0	0	0	0	0	0	1	0	0	0	0	.000
Span	.311	145	578	97	180	16	10	8	68	12	6	10	70	89	23	10	5	.392
Tolbert	.232	71	198	28	46	7	1	2	19	1	0	0	21	37	6	2	4	.303
Young	.284	108	395	50	112	16	2	12	60	0	4	12	92	2	5	5	3	.308
<b>TOTALS</b>	<b>.274</b>	<b>163</b>	<b>5608</b>	<b>817</b>	<b>1539</b>	<b>271</b>	<b>40</b>	<b>172</b>	<b>770</b>	<b>51</b>	<b>57</b>	<b>45</b>	<b>585</b>	<b>1021</b>	<b>85</b>	<b>32</b>	<b>76</b>	<b>.345</b>

## DID YOU Know?

...that the Twins club record for consecutive wins against a given opponent is 17, set against Boston between June 2, 1965 and May 7, 1966. They beat the Red Sox 15 straight times in 1965 and twice more to begin the 1966 season before losing in the first game of a doubleheader May 8, 1966.



## 2009 TWINS STATISTICS

### Pitching: (11th in A.L.)

PITCHER	W	L	ERA	G	GS	CG	SH	SV	IP	H	R	ER	HR	HB	BB	SO	WP	BK	BAA	
Baker	15	9	4.37	33	33	1	1	0	200.0	190	99	97	28	4	48	162	4	0	.247	
Blackburn	11	11	4.03	33	33	0	0	0	205.2	240	103	92	25	3	41	98	2	0	.290	
Crain	7	4	4.70	56	0	0	0	0	51.2	48	28	27	3	5	27	43	1	1	.250	
Duensing	5	2	3.64	24	9	0	0	0	84.0	84	37	34	7	3	31	53	1	0	.263	
Gabino	0	0	17.18	2	1	0	0	0	3.2	9	7	7	1	0	5	2	0	0	.450	
Guerrier	5	1	2.36	19	0	0	0	1	76.1	58	23	20	10	4	16	47	8	0	.207	
Henn	1	3	7.15	14	0	0	0	0	11.1	9	9	9	3	8	8	9	0	0	.287	
Heppel	1	0	4.83	37	0	0	0	0	84.0	63	30	29	4	5	21	32	2	0	.287	
Liriano	5	13	5.80	29	24	0	0	0	136.2	147	93	88	21	6	65	122	5	1	.279	
Mahay	1	0	2.00	16	0	0	0	0	9.0	7	3	2	1	2	3	8	1	0	.206	
Manship	1	1	5.68	11	5	0	0	0	31.2	39	21	20	4	1	15	21	2	0	.310	
Mjares	2	2	2.34	7	0	0	0	0	61.2	50	17	16	7	2	23	55	0	0	.224	
Morillo	0	0	22.50	3	0	0	0	0	2.0	3	5	5	1	0	3	1	0	0	.333	
Mulvey	0	0	27.00	2	0	0	0	0	1.1	6	4	4	0	0	0	0	1	0	.600	
Nathan	2	2	2.10	70	0	0	0	47	68.2	42	16	16	7	2	22	89	4	0	.171	
Pavano	5	4	4.64	12	12	0	0	0	73.2	85	39	38	7	3	16	59	1	0	.284	
Rauch	5	3	1.72	17	0	0	0	0	15.2	13	3	3	1	1	6	14	0	0	.245	
Slowey	10	3	4.86	16	16	0	0	0	90.2	113	50	49	15	5	15	75	3	0	.309	
<b>TOTALS</b>	<b>87</b>	<b>76</b>	<b>4.50</b>	<b>163</b>	<b>4</b>	<b>7</b>	<b>48</b>	<b>1453.0</b>	<b>1542</b>	<b>76</b>	<b>5</b>	<b>72</b>	<b>6</b>	<b>185</b>	<b>58</b>	<b>466</b>	<b>1092</b>	<b>43</b>	<b>3</b>	<b>.272</b>

## 2010 TWINS STATISTICS

### Batting: (3rd in A.L.)

PLAYER	AVG	G	AB	R	H	2B	3B	HR	RBI	SH	SF	HB	BB	SO	SB	CS	E	OBP
Baker	.000	29	3	0	0	0	0	0	0	0	0	0	2	0	0	0	1	.000
Blackburn	.000	28	1	0	0	0	0	0	0	0	0	0	0	0	0	0	2	.000
Butera	.197	49	142	12	28	6	1	2	13	3	2	4	4	25	0	0	5	.237
Casilla	.276	69	152	26	42	7	4	1	20	4	1	0	13	17	6	1	5	.331
Crain	.000	71	1	0	0	0	0	0	0	0	0	0	1	0	0	0	1	.000
Cuddyer	.271	157	609	93	165	37	5	14	81	0	4	4	58	93	7	3	6	.336
Duensing	.000	53	1	0	0	0	0	0	0	0	0	0	0	0	0	0	0	.000
Hardy	.268	101	340	44	91	19	3	6	38	3	4	0	28	54	1	1	11	.320
Hudson	.268	126	497	80	133	24	5	6	37	5	3	4	50	87	10	3	8	.338
Hughes	.286	7	7	1	2	0	0	0	0	0	0	0	3	3	0	0	1	.286
Kubel	.249	143	518	68	129	23	3	21	92	0	5	3	56	116	1	0	5	.323
Liriano	.000	31	2	0	0	0	0	0	0	0	0	0	0	0	0	0	0	.000
Manship	.000	13	0	0	0	0	0	0	0	0	0	0	0	0	0	0	0	.000
Mauer	.327	137	510	88	167	43	1	9	75	0	6	3	65	53	1	4	3	.402
Morales	.194	19	36	4	7	2	0	0	7	0	2	0	6	14	0	0	0	.295
Morneau	.345	81	296	53	102	25	1	18	56	0	2	0	50	62	0	0	1	.437
Pavano	.500	32	6	0	3	0	0	0	0	2	0	0	2	0	0	0	0	.500
Plouffe	.146	22	41	7	6	1	0	2	6	2	1	0	0	14	0	0	1	.143
Punto	.238	88	252	24	60	11	1	1	20	4	3	1	28	50	6	2	8	.313
Ramos	.296	7	27	2	8	3	0	0	1	0	0	1	0	3	0	0	0	.321
Rauch	.000	59	0	0	0	0	0	0	0	1	0	0	0	0	0	0	0	.000
Reyno	.228	58	127	19	29	6	0	3	9	0	0	5	13	38	3	2	0	.284
Revere	.179	13	28	1	5	0	0	0	2	0	0	0	2	5	0	1	1	.233
Slowey	.000	31	2	0	0	0	0	0	0	1	0	0	0	1	0	0	0	.000
Span	.264	153	629	85	166	24	10	3	58	10	2	4	60	74	26	4	4	.331
Thome	.283	108	276	48	78	16	2	25	59	0	2	2	60	82	0	0	0	.412
Tolbert	.230	48	87	8	20	4	3	1	18	1	3	0	9	18	1	1	2	.293
Valencia	.311	85	299	30	93	18	1	7	40	0	0	0	20	46	2	0	6	.351
Young	.298	153	570	77	170	46	1	21	112	0	9	6	28	81	5	4	4	.333
<b>TOTALS</b>	<b>.274</b>	<b>163</b>	<b>5608</b>	<b>817</b>	<b>1539</b>	<b>271</b>	<b>40</b>	<b>172</b>	<b>770</b>	<b>51</b>	<b>57</b>	<b>45</b>	<b>585</b>	<b>1021</b>	<b>85</b>	<b>32</b>	<b>76</b>	<b>.345</b>

### Pitching: (5th in A.L.)

PITCHER	W	L	ERA	G	GS	CG	SH	SV	IP	H	R	ER	HR	HB	BB	SO	WP	BK	BAA	
Baker	12	9	4.49	29	29	0	0	0	170.1	186	87	85	23	6	43	148	7	0	.277	
Blackburn	10	12	3.42	28	28	0	0	0	161.0	184	101	87	25	4	40	68	3	1	.302	
Burnett	2	2	2.29	41	0	0	0	0	47.2	52	28	28	6	2	23	37	2	2	.287	
Capps	2	0	2.00	27	0	0	0	16	27.0	24	7	6	1	0	8	21	0	0	.247	
Crain	1	1	3.04	71	0	0	0	1	68.0	53	27	23	5	1	27	62	3	0	.215	
Delaney	0	0	9.00	1	0	0	0	0	1.0	2	1	1	1	0	1	0	0	0	.500	
Duensing	10	3	2.62	53	13	1	1	0	130.2	122	42	38	11	3	35	78	1	0	.247	
Flores	0	0	4.91	11	0	0	0	0	3.2	10	2	2	2	0	2	2	0	0	.500	
Fox	0	0	3.18	1	1	0	0	0	5.2	4	2	2	0	0	1	0	0	0	.211	
Fuentes	0	0	0.00	9	0	0	0	1	9.2	3	0	0	0	1	2	4	1	0	.094	
Guerrier	5	7	3.17	74	0	0	0	1	71.0	56	28	25	7	3	22	42	2	0	.219	
Liriano	14	10	3.62	31	31	0	0	0	191.2	184	77	77	9	10	58	20	10	1	.252	
Mahay	1	1	3.44	41	0	0	0	0	34.0	38	15	13	5	0	6	25	1	0	.252	
Manship	2	1	5.28	13	0	0	0	0	29.0	34	20	17	2	0	6	21	0	0	.283	
Mjares	1	1	3.31	47	0	0	0	0	32.2	34	14	12	4	1	9	28	1	0	.268	
Neshek	0	1	5.00	11	0	0	0	0	9.0	7	5	5	1	1	8	9	0	0	.206	
Pavano	17	11	3.75	32	32	7	2	0	221.0	227	95	92	24	6	37	117	4	0	.266	
Perkins	1	1	5.82	13	1	0	0	0	21.2	29	16	14	3	4	5	14	0	0	.337	
Rauch	3	1	3.12	59	0	0	0	21	57.2	61	20	20	3	1	14	46	1	0	.268	
Slama	0	1	7.71	5	0	0	0	0	4.2	6	4	4	1	0	5	5	1	0	.300	
Slowey	13	6	4.45	30	28	0	0	0	155.2	172	80	77	21	4	29	116	3	0	.280	
<b>TOTALS</b>	<b>94</b>	<b>68</b>	<b>3.95</b>	<b>162</b>	<b>9</b>	<b>13</b>	<b>40</b>	<b>1452.2</b>	<b>1493</b>	<b>67</b>	<b>1</b>	<b>63</b>	<b>8</b>	<b>155</b>	<b>47</b>	<b>383</b>	<b>1048</b>	<b>41</b>	<b>4</b>	<b>.266</b>

## DID YOU Know?

...that five Minnesota Twins have won American League Rookie of the Year honors. Tony Oliva (1964), Rod Carew (1967), John Castino (1979), Chuck Knoblauch (1991) and Marty Cordova (1995) have each been named the league's top first-year performer.

YEAR TO YEAR



## 2011 TWINS STATISTICS

### Batting: (11th in A.L.)

PLAYER	AVG	G	AB	R	H	2B	3B	HR	RBI	SH	SF	HB	BB	SO	SB	CS	E	OBP
Baker	.400	23	5	0	2	1	0	0	0	0	0	0	0	1	0	0	0	.400
Benson	.239	21	71	3	17	6	1	0	2	0	0	0	3	21	2	2	2	.270
Blackburn	.000	26	2	0	0	0	0	0	0	0	0	0	0	0	0	0	0	.000
Butera	.167	93	234	19	39	9	1	2	23	6	1	2	11	42	0	0	0	.210
Casilla	.260	97	323	52	84	21	4	2	11	8	3	3	28	45	15	4	11	.322
Castiblanco	.284	138	529	70	150	29	2	20	70	0	3	4	48	95	11	1	7	.346
Dinkelmann	.301	23	73	5	22	1	0	0	4	0	0	1	4	14	2	0	0	.346
Duensing	.300	33	4	0	0	0	0	0	0	0	0	0	0	2	0	0	4	.300
Holm	.118	6	17	1	2	1	0	0	0	0	0	0	1	4	0	0	0	.167
Hughes	.223	96	287	31	64	12	0	7	30	2	1	3	24	79	3	2	5	.289
Kubel	.273	99	366	37	100	21	1	12	58	0	2	1	32	86	1	1	1	.332
Liriano	.500	26	2	0	1	0	0	0	1	0	0	0	1	0	0	0	0	.667
Mauer	.287	82	296	38	85	15	0	3	30	0	2	3	32	38	0	0	5	.360
Morneau	.227	69	264	19	60	16	0	4	30	0	2	3	19	44	0	0	1	.285
Nishioka	.226	68	221	14	50	5	0	0	19	3	0	1	15	43	2	4	12	.278
Parmelee	.355	21	76	8	27	6	0	4	14	0	0	0	12	13	0	0	2	.443
Pavano	.000	33	6	0	0	0	0	0	0	0	0	0	4	0	0	0	2	.000
Plouffe	.238	81	286	47	68	18	1	8	31	2	3	4	25	71	3	3	12	.305
Reyno	.226	67	133	21	30	2	0	5	6	0	0	2	6	38	1	2	1	.270
Rever	.267	117	450	56	120	9	5	0	30	3	0	2	26	41	34	5	7	.310
Rivera	.144	45	104	9	15	3	0	1	5	0	1	1	8	32	0	0	3	.211
Span	.264	70	284	37	75	11	5	2	16	0	0	0	27	36	6	1	1	.328
Thome	.243	71	206	21	50	12	0	12	40	0	1	0	35	69	0	0	0	.351
Tolbert	.198	87	207	22	41	10	2	0	11	4	0	4	11	31	3	2	6	.252
Tosoni	.203	60	172	20	35	7	1	5	22	0	0	3	14	42	0	2	3	.275
Valencia	.246	154	564	63	139	28	2	15	72	0	4	0	40	102	2	6	18	.294
Young	.266	84	305	26	81	16	0	4	32	0	2	0	18	55	1	0	5	.305
<b>TOTALS</b>	<b>.247</b>	<b>162</b>	<b>5487</b>	<b>619</b>	<b>1357</b>	<b>259</b>	<b>25</b>	<b>103</b>	<b>572</b>	<b>31</b>	<b>25</b>	<b>37</b>	<b>440</b>	<b>1048</b>	<b>92</b>	<b>39</b>	<b>119</b>	<b>.306</b>

### Pitching: (13th in A.L.)

PITCHER	W	L	ERA	G	GS	CG	SH	SV	IP	H	R	ER	HR	HB	BB	SO	WP	BK	BAA
Baker	8	6	3.14	23	21	1	0	0	134.2	126	50	47	15	4	32	123	4	0	.248
Blackburn	7	10	4.49	26	26	1	0	0	148.1	183	91	74	19	4	54	76	5	0	.305
Burnett	2	9	5.51	66	0	0	0	0	50.2	50	32	31	4	8	21	33	2	0	.263
Capps	4	7	4.25	69	0	0	0	15	65.2	66	31	31	10	4	13	34	1	0	.262
Cuddyer	0	0	0.00	1	0	0	0	0	1.0	2	0	0	0	0	0	0	0	0	.400
Diamond	1	5	5.08	7	7	0	0	0	39.0	51	25	22	3	0	17	19	3	0	.317
Duensing	9	14	5.23	32	28	1	1	0	161.2	193	102	94	21	1	52	115	3	0	.299
Dumatrait	1	3	3.92	45	0	0	0	1	41.1	45	22	18	7	1	25	29	2	0	.276
Hacker	0	0	0.00	2	0	0	0	0	5.1	4	4	0	0	0	0	0	0	0	.235
Hendriks	0	2	6.17	4	4	0	0	0	23.1	29	16	16	3	0	6	16	1	0	.312
Hoy	1	2	3.47	26	0	0	0	0	24.2	34	20	15	4	0	13	14	1	0	.330
Hughes	0	0	8.85	15	0	0	0	0	12.2	19	14	14	7	1	8	11	0	0	.365
James	0	0	6.10	8	0	0	0	0	10.1	12	7	7	1	0	4	8	0	2	.293
Liriano	9	10	5.09	26	24	1	1	0	134.1	125	81	76	14	7	75	112	9	0	.249
Manship	0	0	8.10	5	0	0	0	0	3.1	5	3	3	0	0	4	2	0	0	.815
Mijares	0	2	4.59	58	0	0	0	0	49.0	53	31	25	4	3	30	30	1	0	.275
Nathan	2	1	4.84	48	0	0	0	14	44.2	38	26	24	7	3	14	43	3	0	.222
Olivero	0	0	4.05	10	0	0	0	0	13.1	13	6	6	0	0	7	9	0	0	.277
Pavano	9	13	4.30	33	33	3	1	0	222.0	262	123	106	23	8	40	102	4	2	.294
Perkins	4	4	2.48	65	0	0	0	2	61.2	55	19	17	2	1	21	65	3	0	.244
Slama	0	0	0.00	2	0	0	0	0	2.1	0	0	0	0	0	2	3	1	0	.000
Slowey	0	8	6.67	14	8	0	0	0	59.1	78	44	44	10	3	5	34	0	0	.321
Wardlaw	4	7	4.32	27	11	0	0	0	102.0	111	53	49	9	6	26	55	3	1	.275
Waldrop	1	0	5.73	7	0	0	0	0	11.0	10	7	7	1	0	6	5	1	0	.233
<b>TOTALS</b>	<b>63</b>	<b>99</b>	<b>4.58</b>	<b>162</b>	<b>7</b>	<b>8</b>	<b>32</b>	<b>1421.2</b>	<b>1564</b>	<b>804</b>	<b>724</b>	<b>161</b>	<b>54</b>	<b>480</b>	<b>940</b>	<b>47</b>	<b>5</b>	<b>.281</b>	

## 2012 TWINS STATISTICS

### Batting: (7th in A.L.)

PLAYER	AVG	G	AB	R	H	2B	3B	HR	RBI	SH	SF	HB	BB	SO	SB	CS	E	OBP
Bourgeois	.118	10	17	0	2	1	0	0	0	0	0	0	1	3	0	0	0	.167
Butera	.198	42	111	7	22	6	0	1	5	0	0	2	9	26	0	1	0	.270
Carroll	.268	138	470	65	126	18	1	1	40	7	4	4	52	65	9	5	12	.343
Carson	.227	26	66	3	15	1	0	0	4	0	1	0	2	21	0	0	0	.246
Casilla	.241	106	299	33	72	17	2	1	30	3	5	3	16	52	21	1	9	.282
Doumt	.275	134	484	56	133	34	1	18	75	0	8	7	29	98	0	5	320	.320
Dozier	.234	84	316	33	74	11	1	6	33	4	3	1	16	58	9	2	15	.271
Eschobar	.219	14	44	4	10	0	0	0	6	3	1	1	4	8	1	0	0	.271
Fittmon	.219	43	137	16	30	5	2	0	10	0	0	2	3	8	3	0	7	.272
Herrmann	.086	7	18	0	1	0	0	0	0	0	0	0	1	4	0	0	0	.105
Hughes	.200	4	10	0	2	0	0	0	2	0	0	0	1	4	0	0	0	.182
Komatsu	.219	15	32	2	7	0	0	0	1	0	1	0	4	3	0	0	1	.297
Mastroianni	.252	77	163	22	41	3	2	3	17	3	1	1	18	45	21	3	3	.328
Mauer	.319	147	545	81	174	31	4	10	85	1	3	2	90	88	8	4	5	.416
Morneau	.267	134	505	63	135	26	2	19	77	0	10	6	49	102	1	0	6	.333
Nishioka	.000	3	12	0	0	0	0	0	1	0	1	0	1	0	0	0	2	.071
Parmelee	.229	64	192	18	44	10	2	5	20	0	1	4	13	52	0	0	2	.290
Plouffe	.235	119	422	56	99	19	1	24	55	0	2	4	37	92	1	3	19	.301
Revere	.294	124	511	70	150	13	6	0	32	6	4	3	29	54	40	9	0	.333
Span	.263	128	516	71	146	38	4	4	41	4	1	0	47	62	17	6	4	.342
Thomas	.143	12	28	2	4	1	0	2	17	0	3	0	3	32	0	0	4	.172
Valencia	.198	34	126	13	25	6	1	0	2	0	0	0	0	32	0	1	4	.212
Willingham	.260	145	519	85	135	30	1	35	110	0	6	14	76	141	3	2	4	.366
<b>TOTALS</b>	<b>.260</b>	<b>162</b>	<b>5562</b>	<b>701</b>	<b>1448</b>	<b>270</b>	<b>30</b>	<b>131</b>	<b>667</b>	<b>33</b>	<b>56</b>	<b>53</b>	<b>505</b>	<b>1069</b>	<b>135</b>	<b>37</b>	<b>107</b>	<b>.325</b>

## DID YOU Know?

...to determine a team's 'magic number' in the pennant race, compute the number of games remaining, add one, then subtract the number of games ahead in the loss column of the standings of the closest opponent.



## 2012 TWINS STATISTICS

### Pitching: (13th in A.L.)

PITCHER	W	L	ERA	G	GS	SH	SV	IP	H	R	ER	HR	HB	BB	SO	WP	BK	BAA	
Blackburn	4	9	7.39	19	19	0	0	98.2	143	81	81	23	1	26	42	2	0	.340	
Burnett	4	4	3.52	67	0	0	0	71.2	71	33	28	4	3	26	36	6	0	.257	
Burton	3	2	2.18	64	0	0	5	62.0	41	21	15	5	5	16	55	0	0	.186	
Butera	0	0	0.00	1	0	0	0	1.0	0	0	0	0	0	1	1	1	0	.000	
Capps	1	4	3.68	30	0	0	14	29.1	28	13	12	5	0	4	18	3	0	.241	
Deduno	6	5	4.41	15	15	0	0	79.0	69	40	39	10	5	53	57	5	0	.241	
De Vries	5	3	4.11	17	16	0	0	87.2	88	48	40	16	4	18	58	1	0	.252	
Diamond	12	8	3.54	27	27	1	1	173.0	184	76	68	17	4	31	90	10	0	.274	
Duensing	4	12	5.12	55	11	0	0	109.0	126	71	62	10	2	27	69	5	0	.288	
Fien	2	1	2.06	35	0	0	0	35.0	25	9	8	3	1	9	32	0	0	.195	
Gray	6	1	5.71	49	0	0	0	52.0	58	34	33	9	4	22	26	5	1	.278	
Hendriks	1	8	5.59	16	16	1	0	85.1	106	61	53	17	4	26	50	4	0	.305	
Liriano	3	10	5.31	22	17	0	0	100.0	89	63	59	12	4	55	109	6	1	.239	
Maloney	1	0	8.18	9	0	0	0	11.0	17	10	10	2	1	1	5	0	0	.347	
Manship	0	0	7.89	12	0	0	0	21.2	29	19	19	4	1	7	12	0	0	.326	
Marquis	2	4	8.47	7	7	0	0	34.0	52	33	32	9	3	14	12	1	0	.371	
Oliveros	0	0	5.40	1	0	0	0	1.2	1	1	1	0	0	1	1	0	0	.167	
Pavano	2	5	6.00	11	11	0	0	63.0	80	46	42	9	2	8	33	0	0	.313	
Perdomo	0	2	8.18	15	0	0	0	17.0	15	8	6	0	3	12	8	1	0	.338	
Perkins	3	2	2.56	70	0	0	16	77.0	57	25	20	8	3	16	78	3	0	.222	
Robertson	2	2	5.40	40	0	0	0	25.0	21	16	15	4	1	14	26	1	0	.223	
Swarzak	3	6	5.03	44	5	0	0	96.2	106	57	54	15	0	31	62	3	0	.284	
Vasquez	0	2	5.68	6	6	0	0	31.2	32	20	20	2	1	19	14	1	0	.274	
Waldrop	0	1	2.53	17	0	0	0	21.1	27	6	6	2	3	6	7	1	0	.318	
Walters	2	5	5.69	12	12	1	0	61.2	71	41	39	12	3	22	42	1	0	.291	
TOTALS	66	96	4.77	162		3	6	35	1438.2	1536	832	162	198	57	465	943	60	2	.274

## 2013 TWINS STATISTICS

### Batting: (13th in A.L.)

PLAYER	AVG	G	AB	R	H	2B	3B	HR	RBI	SH	SF	HB	BB	SO	SB	CS	E	OBP
Arcia	.251	97	351	34	88	17	2	14	43	0	0	4	23	117	1	2	2	.304
Bernier	.226	33	53	9	12	3	0	5	2	0	1	8	15	2	1	0	0	.339
Butera	.000	2	3	0	0	0	0	0	0	0	0	0	0	1	0	0	0	.000
Carroll	.230	59	191	21	44	6	0	9	1	0	1	13	35	2	0	2	0	.283
Colabello	.194	55	160	14	31	3	0	7	17	0	0	1	20	58	0	1	3	.287
Doornik	.247	135	485	49	120	28	1	14	55	0	4	1	48	99	0	3	0	.314
Dozier	.244	147	538	72	136	33	5	2	18	66	3	4	6	51	120	14	0	.312
Escobar	.236	66	165	23	39	5	2	3	10	2	1	0	11	34	0	2	7	.282
Florimon	.221	134	403	44	89	17	0	9	44	5	3	2	33	115	15	6	18	.281
Fryer	.385	6	13	2	5	1	0	1	4	0	0	0	3	3	0	0	0	.500
Herrmann	.204	57	157	16	32	7	0	4	18	3	0	0	18	49	0	1	2	.286
Hicks	.192	81	281	37	54	11	3	8	27	4	2	2	24	84	9	3	0	.259
Mastroianni	.185	30	65	5	12	2	0	0	5	3	1	1	3	23	2	1	0	.229
Mauer	.324	113	445	62	144	35	0	11	47	0	2	0	61	89	0	1	3	.404
Morneau	.259	127	495	56	128	32	0	17	74	0	5	6	37	98	0	3	0	.315
Parmelee	.228	101	294	21	67	13	0	8	24	0	3	3	33	81	1	1	2	.309
Pinto	.342	21	76	10	26	5	0	4	12	0	0	1	6	22	0	0	2	.398
Pouffery	.254	129	477	44	121	22	4	1	14	52	1	4	6	34	112	2	1	.330
Presley	.283	28	113	9	32	6	4	1	11	0	0	1	8	21	1	0	0	.356
Ramirez	.272	35	81	5	22	6	0	6	0	0	1	3	23	0	0	0	0	.302
Thomas	.214	92	290	39	62	15	0	4	13	1	0	1	30	92	1	3	3	.290
Willingham	.208	111	389	42	81	20	0	14	48	0	2	14	66	128	1	0	1	.342
Pitchers	.056	162	18	0	1	0	0	0	0	4	0	0	0	11	0	0	0	.056
TOTALS	.242	162	5564	614	1346	285	15	151	590	29	32	52	533	1430	52	33	81	.312

### Pitching: (14th in A.L.)

PITCHER	W	L	ERA	G	GS	SH	SV	IP	H	R	ER	HR	HB	BB	SO	WP	BK	AVG	
Albers	2	5	4.05	10	10	1	1	60.0	64	34	27	6	2	7	25	0	1	.271	
Burton	2	9	3.82	71	0	0	2	66.0	61	0	29	28	6	5	22	61	2	0	.242
Carroll	0	0	0.00	1	0	0	0	1.0	0	0	0	0	0	0	0	0	0	.000	
Carrera	9	13	4.15	31	31	0	0	185.1	218	89	86	24	2	45	101	2	0	.297	
Deduno	8	8	3.83	18	18	0	0	108.0	105	48	46	7	9	41	67	8	2	.259	
De Vries	0	2	10.80	4	4	0	0	15.0	22	18	18	6	0	9	12	0	0	.333	
Diamond	6	13	5.43	24	24	0	0	131.0	163	88	79	21	1	36	52	5	0	.306	
Duensing	6	2	3.98	73	0	0	1	61.0	68	28	27	4	2	22	56	6	0	.283	
Fien	5	2	3.92	73	0	0	0	62.0	51	28	27	9	0	12	73	2	0	.225	
Gibson	2	4	6.53	10	10	0	0	51.0	69	38	37	7	5	20	29	4	0	.327	
Hendriks	1	3	6.85	10	8	0	0	47.1	67	39	36	10	3	14	34	1	0	.327	
Hernandez	3	3	6.83	14	12	0	0	56.2	84	43	43	10	23	1	29	1	1	.338	
Martins	0	1	5.59	6	0	0	0	9.2	6	6	6	3	0	4	7	0	0	.171	
Peltrey	5	13	5.19	29	29	0	0	152.2	184	92	88	13	6	53	101	1	0	.300	
Perkins	2	0	2.30	61	0	0	36	62.2	43	16	16	5	3	15	77	0	0	.196	
Presley	3	3	3.81	49	0	0	0	76.2	71	37	33	5	0	27	49	0	0	.251	
Robertson	3	0	9.00	2	2	0	0	1.0	1	1	1	0	0	0	2	0	0	.250	
Roenicke	3	1	4.35	63	0	0	1	62.0	63	31	30	6	1	36	45	1	0	.263	
Swarzak	3	2	2.91	48	0	0	0	96.0	89	33	31	7	1	22	69	1	0	.249	
Theilbar	3	2	1.76	49	0	0	0	46.0	24	11	9	4	0	14	39	1	0	.154	
Tonkin	0	0	0.79	9	0	0	0	11.1	9	6	1	0	0	3	10	1	0	.205	
Walters	2	5	5.95	8	8	0	0	39.1	51	30	26	5	1	18	22	0	0	.311	
Worley	1	5	7.21	10	10	0	0	48.2	82	43	39	9	3	15	25	1	0	.381	
TOTALS	66	96	4.55	162	162	1	7	40	1450.1	1591	788	733	168	44	458	985	50	4	.280

## DID YOU Know?

...that Minnesota's Tony Oliva hit the first home run by a designated hitter in American League history. He went deep off Catfish Hunter, April 6, 1973 at Oakland.

YEAR TO YEAR



## 2014 TWINS STATISTICS

### Batting: (7th in A.L.)

PLAYER	AVG	G	AB	R	H	2B	3B	HR	RBI	SH	SF	HB	BB	SO	SB	CS	E	OBP
Arcia	.231	103	372	46	86	16	3	20	57	0	1	6	31	127	1	2	5	.300
Bartlett	.000	3	3	3	0	0	0	0	0	0	0	1	0	3	0	0	0	.250
Bernier	.286	7	7	2	2	0	0	0	0	0	0	1	1	2	0	0	0	.444
Colabello	.229	59	205	17	47	13	0	6	39	0	0	1	14	66	0	2	3	.282
Dozier	.242	156	598	112	145	33	1	23	71	3	8	9	89	129	21	7	15	.345
Escobar	.275	133	433	52	119	35	2	6	37	4	2	2	24	89	1	1	9	.315
Holmoe	.092	28	76	7	16	4	1	0	3	0	0	0	5	15	1	0	1	.172
Fryer	.213	28	75	11	16	4	0	1	5	0	0	0	8	22	6	0	1	.270
Fuld	.274	53	164	15	45	10	0	1	17	3	2	0	26	29	12	3	2	.370
Herrmann	.213	33	75	8	16	3	0	0	4	0	0	0	4	17	1	0	1	.253
Hicks	.215	69	186	22	40	8	0	1	18	2	1	0	36	56	4	3	2	.341
Kubel	.224	45	156	12	35	6	1	1	13	0	0	1	19	59	1	0	0	.313
Mastroianni	.000	7	11	3	0	0	0	0	0	0	0	0	1	5	1	0	0	.083
Mauer	.277	120	455	60	126	27	2	4	55	0	2	1	60	96	3	0	3	.361
Morales	.234	39	154	12	36	11	0	1	18	0	2	0	6	27	0	0	0	.259
Nunez	.250	72	204	26	51	7	4	4	24	3	0	1	5	31	9	3	7	.271
Parmelee	.256	87	250	27	64	11	0	7	28	0	1	2	17	64	0	3	2	.307
Pino	.219	57	169	25	37	8	0	7	18	0	3	1	24	50	0	1	5	.315
Plouffe	.258	136	520	69	134	40	2	14	80	0	5	4	53	109	2	0	14	.328
Polanco	.333	5	8	2	2	1	1	0	3	0	0	0	2	2	0	0	0	.500
Santana	.319	101	405	70	129	27	7	7	40	2	1	3	19	98	20	4	6	.353
Schafer	.285	41	130	17	37	5	1	1	13	5	0	0	12	28	15	5	2	.345
Suzuki	.288	131	452	37	130	34	0	3	61	1	7	9	34	46	0	1	4	.345
Vargas	.274	53	215	26	59	10	1	9	38	0	4	3	12	63	0	0	3	.316
Willingham	.210	68	224	34	47	5	1	12	34	0	5	7	42	78	1	0	0	.345
Pitchers	.091	162	22	0	2	1	0	0	1	0	0	0	0	14	0	0	0	.091
<b>TOTALS</b>	<b>.254</b>	<b>162</b>	<b>5567</b>	<b>715</b>	<b>1412</b>	<b>316</b>	<b>27</b>	<b>128</b>	<b>675</b>	<b>25</b>	<b>44</b>	<b>53</b>	<b>544</b>	<b>1329</b>	<b>99</b>	<b>36</b>	<b>97</b>	<b>.324</b>

### Pitching: (T13th in A.L.)

PITCHER	W	L	ERA	G	GS	CG	SH	SV	IP	H	R	ER	HR	HB	BB	SO	WP	BK	AVG
Achter	1	0	3.27	7	0	0	0	0	11.0	14	7	4	2	0	3	5	0	0	.304
Burton	3	5	4.36	68	0	0	0	3	64.0	58	34	31	6	3	25	46	1	0	.241
Correia	5	13	4.94	23	23	0	0	0	129.1	157	76	71	13	5	32	61	3	1	.297
Darnell	0	2	7.13	7	4	0	0	0	24.0	31	20	19	5	1	8	22	0	0	.307
Deduno	2	5	4.60	30	8	0	0	0	92.0	92	49	47	9	10	41	74	8	3	.261
Duensing	3	3	3.31	62	0	0	0	0	54.1	52	20	20	6	1	20	33	2	0	.254
Fien	5	6	3.98	73	0	0	0	1	63.1	64	29	28	7	0	10	51	2	0	.262
Gibson	13	12	4.47	31	31	0	0	0	179.1	178	91	89	12	2	57	107	11	0	.258
Guerrier	0	1	3.86	27	0	0	0	0	28.0	30	12	12	1	1	10	12	3	0	.273
Hughes	16	10	3.52	32	32	1	0	0	209.2	221	88	82	16	5	16	186	1	0	.268
Mey	3	6	7.88	10	9	0	0	0	45.2	59	41	40	7	2	22	44	3	0	.314
Milone	6	4	4.19	22	21	0	0	0	118.0	128	63	55	16	5	37	75	0	0	.270
Nolasco	6	12	5.36	27	27	1	0	0	158.0	203	96	95	22	5	38	115	3	0	.316
Olivero	0	6	7.11	7	0	0	0	0	6.1	6	5	5	2	0	3	5	2	0	.261
Pelfrey	0	3	7.99	5	5	0	0	0	23.2	29	23	23	5	2	18	10	1	0	.305
Perkins	4	3	3.65	63	0	0	0	34	61.2	62	25	25	7	1	11	66	3	0	.258
Pino	2	3	5.07	11	11	0	0	0	60.1	66	37	34	8	1	14	50	2	0	.278
Presly	2	0	2.86	25	0	0	0	0	28.1	30	10	9	3	1	8	14	1	0	.278
Swarzak	3	2	4.60	50	4	0	0	0	86.0	100	48	44	5	0	28	47	0	2	.288
Thielbar	2	1	3.40	54	0	0	0	0	47.2	51	19	18	3	1	16	35	0	0	.280
Thompson	0	0	2.45	7	0	0	0	0	7.1	8	2	2	0	0	2	6	0	0	.286
Tonkin	0	0	4.74	25	0	0	0	0	19.0	23	13	10	2	2	6	16	1	0	.307
<b>TOTALS</b>	<b>70</b>	<b>92</b>	<b>4.57</b>	<b>162</b>	<b>162</b>	<b>2</b>	<b>7</b>	<b>38</b>	<b>1435.0</b>	<b>1588</b>	<b>777</b>	<b>728</b>	<b>147</b>	<b>45</b>	<b>408</b>	<b>1031</b>	<b>50</b>	<b>6</b>	<b>.280</b>

## 2015 TWINS STATISTICS

### Batting: (14th in A.L.)

PLAYER	AVG	G	AB	R	H	2B	3B	HR	RBI	SH	SF	HB	BB	SO	SB	CS	E	OBP
Arcia	.276	19	58	6	16	0	0	2	8	0	1	2	4	15	0	0	1	.338
Bernier	.200	4	5	1	1	1	0	0	2	0	0	0	1	3	0	0	0	.333
Buxton	.209	46	129	16	27	7	1	2	6	2	0	1	6	44	2	2	0	.250
Dozier	.236	157	628	101	148	39	4	28	77	0	8	7	61	148	12	4	8	.307
Escobar	.262	127	409	48	107	31	4	12	58	2	5	2	28	86	2	3	6	.309
Fryer	.227	15	22	3	5	2	0	0	2	0	0	0	5	11	0	0	1	.370
Herrmann	.146	45	103	13	15	5	1	2	10	1	0	0	2	7	37	0	0	.214
Hicks	.256	97	352	48	90	11	3	11	33	0	2	2	34	66	13	3	1	.323
Hunter	.240	139	521	67	125	22	0	22	81	0	5	6	35	105	2	5	5	.293
Kepler	.143	3	7	0	1	0	0	0	0	0	0	0	0	4	0	0	0	.143
Mauer	.265	158	592	69	157	34	2	10	66	1	5	0	67	112	2	1	5	.338
Nunez	.282	72	188	23	53	14	1	4	20	2	1	1	12	29	8	4	3	.327
Polanco	.300	4	10	1	3	0	0	0	1	0	0	0	2	1	1	0	2	.417
Plouffe	.244	152	573	74	140	35	4	22	86	1	4	4	50	124	2	1	12	.307
Robinson	.250	83	180	28	45	7	3	0	16	3	1	1	12	29	6	1	1	.299
Rosario	.267	122	453	60	121	18	15	13	50	3	3	0	15	118	11	6	7	.289
Sano	.269	80	279	46	75	17	1	18	52	0	2	1	53	119	1	1	0	.385
Santana	.215	91	261	30	56	10	5	0	21	7	0	3	6	68	8	4	16	.241
Schafer	.217	27	69	9	15	3	0	0	5	2	0	0	3	23	0	3	1	.250
Suzuki	.240	131	433	36	104	17	0	5	50	6	4	7	29	59	0	0	3	.296
Vargas	.240	58	175	18	42	4	0	5	17	0	0	0	9	54	0	0	0	.277
<b>TOTALS</b>	<b>.247</b>	<b>162</b>	<b>5467</b>	<b>696</b>	<b>1349</b>	<b>277</b>	<b>44</b>	<b>156</b>	<b>671</b>	<b>30</b>	<b>41</b>	<b>40</b>	<b>439</b>	<b>1264</b>	<b>70</b>	<b>38</b>	<b>86</b>	<b>.305</b>

## DID YOU Know?

...that on 22 occasions, Twins catchers and pitchers have combined to nab three would-be base stealers in a game, but only once, on May 29, 1982, have they ever nailed four runners in one game. Ken Griffey, Craig Nettles, Bobby Murcer and Willie Randolph were caught by Twins catcher Sal Butera that day; Nettles and Murcer as part of a Twins triple play.



## 2015 TWINS STATISTICS

### Pitching: (10th in A.L.)

PITCHER	W	L	ERA	G	GS	CG	SH	SV	IP	H	R	ER	HR	HB	BB	SO	WP	BK	AVG
Achter	0	1	6.75	11	0	0	0	0	13.1	12	10	10	4	0	6	14	0	0	231
Boyer	3	6	2.49	68	0	0	0	1	65.0	62	24	18	5	0	19	33	5	0	254
Cotts	0	0	3.95	17	0	0	0	0	13.2	14	8	6	3	1	5	9	0	0	264
Duensing	4	1	4.25	55	0	0	0	1	48.2	46	24	23	5	4	21	24	3	0	254
Duffey	5	1	3.10	10	10	0	0	0	58.0	56	20	20	4	0	20	53	1	0	256
Fien	4	6	3.65	62	0	0	0	0	63.1	61	26	25	6	0	8	41	0	0	250
Gibson	1	11	3.84	32	32	1	0	0	194.2	186	88	83	16	0	65	145	7	0	252
Graham	1	11	4.95	39	1	0	0	0	63.2	73	41	35	10	4	21	53	5	1	287
Hughes	11	9	4.40	27	25	1	0	0	155.1	184	76	76	29	2	16	94	3	0	293
Jepsen	1	1	1.61	29	0	0	0	10	28.0	18	5	5	1	0	7	25	3	0	176
May	8	9	4.00	48	16	0	0	0	114.2	127	53	51	11	4	26	110	4	0	279
Meyer	0	0	16.88	2	0	0	0	0	2.2	4	5	5	2	0	3	3	0	0	364
Milone	9	5	3.92	24	23	0	0	1	128.2	128	64	56	17	1	36	91	3	0	260
Nolasco	5	2	6.75	9	8	0	0	0	37.1	50	31	28	3	1	14	35	1	1	321
O'Rourke	0	0	6.14	28	0	0	0	0	22.0	16	15	15	3	0	15	24	2	0	200
Pelfrey	6	11	4.26	30	30	0	0	0	164.2	198	86	78	11	12	45	86	5	0	304
Perkins	3	5	3.32	60	0	0	0	32	57.0	58	21	21	9	0	10	54	4	0	256
Pressly	3	2	2.93	27	0	0	0	0	27.2	27	9	9	0	0	12	12	2	0	257
Robinson	7	0	0.00	1	0	0	0	0	11.0	0	0	0	0	0	1	0	0	0	000
Santana	7	5	4.00	17	17	0	0	0	108.0	104	50	48	12	4	36	82	3	0	253
Stauffer	1	0	6.60	13	0	0	0	0	15.0	24	13	11	4	0	7	6	2	0	369
Thompson	1	3	5.01	41	0	0	0	0	32.1	32	19	18	2	0	11	17	1	0	264
Thielbar	0	0	5.40	6	0	0	0	0	5.0	5	3	3	0	0	0	5	1	0	263
Tonkin	0	0	3.47	26	0	0	0	0	23.1	21	9	9	4	1	9	19	0	0	239
<b>TOTALS</b>	<b>83</b>	<b>79</b>	<b>4.07</b>	<b>162</b>	<b>162</b>	<b>2</b>	<b>12</b>	<b>45</b>	<b>1443.0</b>	<b>1506</b>	<b>700</b>	<b>653</b>	<b>163</b>	<b>41</b>	<b>34</b>	<b>1046</b>	<b>54</b>	<b>2</b>	<b>269</b>

## 2016 TWINS STATISTICS

### Batting: (11th in A.L.)

PLAYER	AVG	G	AB	R	H	2B	3B	HR	RBI	SH	SF	HB	BB	SO	SB	CS	E	OBP
Arca, O	.214	32	103	8	22	4	0	4	12	0	0	1	10	46	0	0	2	.289
Beresford, J	.227	10	22	0	5	1	0	0	0	1	0	0	1	6	0	0	1	.261
Buxton, B	.225	92	298	44	67	19	6	10	36	4	3	3	23	118	10	2	4	.284
Cattaneo, J	.261	65	176	16	46	12	1	3	25	1	0	1	12	38	0	0	6	.312
Dozier, B	.268	152	615	104	165	35	5	42	98	2	6	8	61	138	18	2	8	.340
Duffey, T	.000	26	0	0	0	0	0	0	1	0	0	0	0	1	0	0	1	.000
Escobar, E	.236	105	352	32	83	14	2	6	37	2	1	1	21	72	1	3	10	.280
Grossman, R	.280	99	332	49	93	19	1	11	37	0	0	2	55	96	2	3	8	.366
Kepler, M	.235	113	396	52	93	20	2	17	63	1	5	3	42	93	6	2	7	.309
Mastroianni, D	.000	7	9	1	0	0	0	0	0	0	0	0	2	4	1	0	0	.182
Mauer, J	.261	134	494	68	129	22	4	11	49	0	2	1	79	93	2	0	2	.363
Murphy, J	.146	26	82	4	12	3	0	1	3	2	1	0	5	19	0	0	1	.193
Nunez, E	.296	91	371	49	110	15	1	12	47	2	5	3	15	58	27	6	11	.325
Park, B	.191	62	215	28	41	9	1	12	24	0	3	5	21	80	1	0	1	.275
Plouffe, T	.260	84	319	35	83	13	4	12	47	1	3	2	19	46	4	1	0	.303
Polanco, J	.282	89	245	24	69	15	4	4	27	2	3	2	17	46	4	3	15	.330
Rosario, E	.269	92	336	52	90	17	2	10	32	2	3	2	12	91	5	2	4	.295
Sano, M	.236	116	437	57	103	22	1	25	66	0	3	1	54	178	1	0	18	.319
Santana, D	.240	75	233	29	56	10	2	2	14	1	1	1	12	55	12	9	4	.279
Schafer, L	.238	26	63	8	15	3	1	0	1	1	0	2	8	16	0	0	0	.342
Suzuki, K	.258	106	345	34	89	24	1	8	49	1	4	5	18	48	0	0	5	.301
Vargas, K	.230	47	152	27	35	11	0	10	20	0	1	0	24	57	0	0	1	.333
Pitchers	.125	162	24	1	3	0	0	0	0	2	0	0	2	14	0	0	11	.192
<b>MINNESOTA</b>	<b>.251</b>	<b>162</b>	<b>5618</b>	<b>722</b>	<b>1409</b>	<b>288</b>	<b>35</b>	<b>200</b>	<b>690</b>	<b>27</b>	<b>43</b>	<b>44</b>	<b>513</b>	<b>1426</b>	<b>91</b>	<b>32</b>	<b>126</b>	<b>.316</b>

### Pitching: (15th in A.L.)

PITCHER	W	L	ERA	G	GS	CG	SH	SV	IP	H	R	ER	HR	HB	BB	SO	WP	BK	AVG
Abad, F	1	4	2.65	39	0	0	0	1	34.0	27	11	10	2	0	14	29	0	1	.220
Albers, A	0	0	5.82	6	2	0	0	0	17.0	27	16	11	5	0	6	16	1	0	.342
Berrios, J	3	7	8.02	14	14	0	0	0	58.1	74	56	52	12	5	35	49	1	0	.310
Boshers, B	2	0	4.25	37	0	0	0	0	36.0	35	21	17	3	1	7	37	1	0	.248
Chargois, J	1	1	4.70	25	0	0	0	0	23.0	25	12	12	0	1	12	17	3	0	.291
Dean, P	1	6	6.28	19	9	0	0	0	67.1	88	47	47	13	0	23	50	1	0	.321
Duffey, T	9	12	6.43	26	26	0	0	0	133.0	167	103	95	25	6	32	114	9	1	.301
Escobar, E	0	0	0.00	0	0	0	0	0	1.0	0	0	0	0	0	0	0	0	0	.250
Fien, C	1	0	7.90	14	0	0	0	0	13.2	21	12	12	5	0	3	12	1	0	.350
Gibson, K	6	11	5.07	25	25	1	0	0	147.1	175	89	83	20	4	55	104	9	0	.298
Graham, J	0	0	10.80	1	0	0	0	0	2.0	3	2	2	0	0	1	2	0	0	.375
Hughes, P	1	7	5.95	12	11	1	0	0	59.0	76	40	39	11	0	13	34	0	0	.313
Jepsen, K	2	3	6.16	33	0	0	0	7	30.2	42	22	21	7	0	12	22	2	0	.333
Kintzler, B	0	2	3.15	54	0	0	0	17	54.1	59	22	19	5	2	8	35	0	0	.276
Light, P	0	1	9.00	15	0	0	0	0	14.0	15	14	14	2	0	15	14	5	0	.259
May, T	2	2	5.27	44	0	0	0	0	42.2	39	26	25	7	2	17	60	10	0	.232
Melja, A	0	0	0	0	0	0	0	0	2.1	5	2	2	0	0	1	0	0	0	.455
Meyer, A	0	0	12.21	1	0	0	0	0	3.2	8	5	5	1	0	4	5	2	0	.421
Milone, T	3	5	5.71	19	12	0	0	0	69.1	84	53	44	15	0	12	49	3	1	.296
Nolasco, R	4	8	5.13	21	21	0	0	0	124.2	139	77	71	18	3	29	93	4	0	.287
O'Rourke, R	0	1	3.96	26	0	0	0	0	25.0	18	13	11	3	1	10	24	2	1	.207
Perkins, G	0	0	9.00	2	0	0	0	0	2.0	5	2	2	0	0	1	3	2	0	.500
Pressly, R	6	7	3.70	72	0	0	0	1	75.1	79	34	31	8	2	23	67	7	0	.266
Ramirez, N	0	0	6.14	8	0	0	0	0	14.2	15	10	10	5	0	10	11	2	0	.278
Rogers, T	3	1	3.96	57	0	0	0	0	61.1	63	29	27	7	5	16	64	1	0	.260
Santana, E	7	11	3.38	30	30	2	1	0	181.1	168	78	68	19	4	53	149	11	3	.245
Santiago, H	3	6	5.58	11	11	0	0	0	61.1	65	39	38	13	1	22	37	1	0	.267
Tonkin, M	1	2	5.02	65	0	0	0	0	71.2	80	46	40	13	3	24	80	5	0	.280
Wimmers, A	3	3	4.15	16	0	0	0	0	17.1	14	8	8	2	0	11	14	0	0	.237
<b>TOTALS</b>	<b>59</b>	<b>103</b>	<b>5.08</b>	<b>162</b>	<b>162</b>	<b>4</b>	<b>3</b>	<b>26</b>	<b>1443.0</b>	<b>1617</b>	<b>869</b>	<b>814</b>	<b>221</b>	<b>41</b>	<b>479</b>	<b>1191</b>	<b>83</b>	<b>7</b>	<b>.283</b>

YEAR TO YEAR



## 2017 TWINS STATISTICS

### Batting: (5th in A.L.)

PLAYER	AVG	G	AB	R	H	2B	3B	HR	RBI	SH	SF	HB	BB	SO	SB	CS	E	OBP
Adrianza, E.	.265	70	162	30	43	9	2	2	24	1	6	1	16	25	8	1	3	.324
Berrios, J.	.200	3	5	0	1	0	0	0	0	0	0	0	0	0	0	0	1	.200
Buxton, B.	.253	140	462	69	117	14	6	16	51	5	2	4	38	150	29	1	5	.314
Castro, J.	.242	110	356	49	86	22	0	10	47	1	1	4	45	108	0	0	3	.333
Colón, B.	.000	2	4	0	0	0	0	0	0	1	0	0	0	0	0	0	0	.000
Dozier, B.	.211	152	617	106	167	30	4	34	93	0	2	8	78	141	16	7	5	.357
Escobar, E.	.254	129	457	62	116	16	5	21	73	0	0	3	5	93	15	0	2	.309
Garver, M.	.196	23	46	5	9	1	3	0	3	0	0	0	6	15	0	0	2	.288
Gimenez, C.	.220	74	186	28	41	9	0	7	16	2	0	4	33	60	1	0	1	.350
Goodrum, N.	.059	11	17	1	1	0	0	0	0	0	0	0	1	10	0	0	4	.111
Granite, Z.	.237	40	93	14	22	2	0	1	13	1	1	0	12	9	2	2	1	.321
Grossman, R.	.246	119	382	62	94	22	1	9	45	2	2	3	67	79	3	1	4	.361
Kepler, J.	.243	147	511	67	124	32	2	19	69	1	3	6	47	114	6	1	2	.312
Mauer, J.	.305	141	525	69	160	36	1	7	71	0	3	3	66	83	2	1	2	.384
Polanco, J.	.256	133	488	60	125	30	3	13	74	7	6	2	41	78	13	5	18	.313
Rosario, E.	.290	151	542	79	157	33	2	27	78	4	8	0	35	106	9	8	4	.328
Sano, M.	.264	114	424	75	112	15	2	28	77	0	1	4	54	173	0	0	9	.352
Santana, D.	.200	13	25	3	3	2	1	0	5	0	0	0	1	8	1	0	1	.231
Santana, E.	.200	3	10	3	2	1	0	0	1	0	0	0	0	3	0	0	2	.200
Vergara, K.	.253	78	241	33	61	13	0	11	41	0	1	2	20	77	0	0	2	.314
MINNESOTA	.260	162	5557	815	1444	286	31	206	781	26	39	46	593	1342	95	28	78	.334

### Pitching: (9th in A.L.)

PITCHER	W	L	ERA	G	GS	CG	SH	SV	IP	H	R	ER	HR	HB	BB	SO	WP	BK	AVG
Betels, M.	2	2	4.03	62	0	0	0	0	60.1	48	31	27	7	22	54	2	1	218	
Berrios, J.	14	8	3.89	26	25	0	0	0	145.2	131	71	63	15	13	48	139	2	1	239
Boshers, B.	1	0	4.89	28	0	0	0	0	35.0	37	20	19	7	2	10	28	2	0	268
Breslow, C.	1	1	5.23	30	0	0	0	0	31.0	38	19	18	4	2	12	18	1	0	306
Busenitz, A.	1	1	1.99	28	0	0	0	0	31.2	22	9	7	4	0	9	23	2	0	206
Colón, B.	5	6	5.18	15	15	1	0	0	80.0	100	46	46	17	0	15	47	0	1	302
Curtiss, J.	0	0	8.31	9	0	0	0	0	8.2	9	8	8	2	1	2	10	2	0	257
Duffey, T.	2	3	4.94	56	0	0	0	1	71.0	79	41	39	9	1	18	67	4	0	275
Enns, D.	0	0	6.75	2	1	0	0	0	4.0	7	4	3	2	0	1	2	0	0	350
García, J.	1	0	4.05	1	1	0	0	0	6.2	8	3	3	0	0	3	7	0	0	308
Ges, D.	3	2	3.22	14	3	0	0	0	36.1	37	14	13	0	2	9	31	0	0	268
Gibson, K.	12	10	5.07	29	29	0	0	0	158.0	182	93	89	24	6	60	121	4	0	292
Gimenez, C.	0	0	7.20	6	0	0	0	0	5.0	7	4	4	0	0	0	0	0	0	318
Haley, J.	0	0	6.00	10	0	0	0	1	18.0	22	12	12	3	1	6	14	0	0	801
Heston, C.	0	0	0.00	1	0	0	0	0	1.0	1	0	0	0	0	0	0	0	0	250
Hildenberger, T.	3	3	3.21	37	0	0	0	1	42.0	38	15	15	4	4	6	44	1	0	241
Hughes, P.	4	3	5.87	14	9	0	0	0	53.2	72	38	35	12	1	13	38	0	0	316
Jorge, F.	1	0	10.57	2	2	0	0	0	7.2	14	9	9	4	0	2	4	0	0	412
Kintzler, B.	2	2	2.78	45	0	0	0	28	45.1	41	15	14	3	2	11	27	1	0	246
Mejia, A.	4	7	4.50	21	21	0	0	0	98.0	110	52	49	13	5	44	85	2	2	281
Melville, T.	0	1	13.50	1	1	0	0	0	3.1	4	5	5	1	1	3	4	0	0	286
Moya, G.	0	0	4.26	7	0	0	0	1	6.1	5	3	3	2	0	2	5	0	1	208
Perkins, G.	0	0	8.53	8	0	0	0	0	5.2	8	6	6	0	3	5	2	0	0	320
Pressly, T.	2	3	4.70	57	0	0	0	0	61.1	52	34	32	10	3	19	61	5	0	279
Rosario, E.	7	3	3.07	69	0	0	0	0	95.2	52	20	19	6	3	21	49	1	0	246
Rosario, R.	0	0	30.86	2	0	0	0	0	2.1	7	8	8	1	1	1	0	0	0	500
Rucinski, D.	0	0	10.38	2	0	0	0	0	4.1	10	5	5	2	0	2	5	0	0	476
Santana, E.	16	8	3.28	33	33	5	3	0	211.1	177	85	77	31	8	61	167	12	1	225
Santiago, H.	4	8	5.63	15	14	0	0	0	70.1	70	44	44	15	5	31	51	0	1	255
Slegers, A.	0	1	6.46	4	3	0	0	0	15.1	12	12	11	3	0	6	9	0	0	211
Tepesch, N.	0	1	5.40	1	1	0	0	0	1.2	5	7	1	1	0	2	2	0	0	455
Tonkin, M.	0	1	5.14	16	0	0	0	0	21.0	22	15	12	6	1	12	24	2	0	265
Turley, N.	0	2	11.21	10	3	0	0	0	17.2	30	22	22	5	2	8	13	2	0	395
Wheeler, J.	0	0	9.00	2	0	0	0	0	3.0	6	5	3	1	0	4	0	0	0	429
Wik, A.	0	0	7.84	1	0	0	0	0	10.1	16	9	9	0	0	8	6	0	0	356
Winners, A.	0	0	4.91	6	0	0	0	0	7.1	8	4	4	2	0	0	8	0	0	267
MINNESOTA	95	77	4.59	162	162	6	11	42	1436.0	1487	788	732	224	69	483	1166	52	8	.266

## MISCELLANEOUS BASEBALL TERMINOLOGY

**WHIP:** Walks and hits per innings pitched = add a pitchers walk total with his hit total and divide by the amount of innings pitched.

**QUALITY STARTS:** A starting pitcher logs at least 6.0 innings and allows three-or-fewer earned runs in an outing.

**TOTAL BASES:** Number of bases a hitter gains via hits only...single = 1, double = 2, triple = 3, home run = 4.

**AT-BAT vs. PLATE APPEARANCE:** Plate appearance refers to any time a batter completes a turn batting. (NOTE: A plate appearance cannot be logged if a preceding runner was out on the base paths for a third out or the game ends with a runner scoring from third on a wild pitch or balk). At-bat refers to any turn batting that does not result in a walk, hit by pitch, sac-fly or sac-hit (bunt).

**OPS:** A player's on-base percentage plus his slugging percentage. MLB average in 2014 was .700. Major League Baseball's leader was Detroit's Victor Martinez with .974.

**CLOSE AND LATE:** A situation in which the game is in the seventh inning-or-later and the team batting is either leading by one run, tied, or has the potential tying run on base, at-bat, or on deck.

**TIMES ON BASE:** Includes the total number of times a hitter reaches base as result of a hit, walk, or hit by pitch...does not include times a hitter reaches via error or fielder's choice.

**CATCHER'S ERA:** The earned run average of a team's pitchers with a particular catcher behind the plate. To compute, multiply nine by the earned runs allowed by the pitchers for that specific catcher, then divide that figure by his innings caught.

**HOLD:** Credited to a relief pitcher who enters a game in a save situation, records at least one out and leaves the game never having surrendered the lead. NOTE: A pitcher cannot finish a game and earn a hold.





**POSTSEASON**





# 1965 WORLD SERIES

TWINS VS. LOS ANGELES DODGERS

DODGERS:														
	AVG	G	AB	R	H	2B	3B	HR	RBI	BB	SO	SB		
Crawford, ph	.500	2	2	0	1	0	0	0	0	0	1	0		
Lefebvre, 2b	.400	3	10	2	4	0	0	0	0	0	0	0		
Fairly, rf	.379	7	29	7	11	3	0	2	6	0	1	0		
Wills, ss	.367	7	30	3	11	3	0	0	3	1	3	3		
Osteen, p	.333	3	3	0	1	0	0	0	0	0	0	0		
Parker, 1b	.304	7	23	3	7	0	1	1	2	3	3	2		
Johnson, lf	.296	7	27	3	8	2	0	2	4	1	3	0		
Roseboro, c	.286	7	21	1	6	1	0	0	3	5	3	1		
W. Davis, cf	.231	7	26	3	6	0	0	0	0	0	2	3		
Gilliam, 3b	.214	7	28	2	6	1	0	2	1	0	0	0		
Tracewski, ph-2b	.118	6	17	0	2	0	0	0	1	1	5	0		
Koufax, p	.111	3	9	0	1	0	0	0	1	1	5	0		
Drysdale, p-ph	.000	3	5	0	0	0	0	0	0	0	4	0		
Moon, ph	.000	2	2	0	0	0	0	0	0	0	0	0		
Kennedy, 3b-pr	.000	4	1	0	0	0	0	0	0	0	0	0		
LeJohn, ph	.000	1	1	0	0	0	0	0	0	0	1	0		
Miller, p	.000	2	0	0	0	0	0	0	0	0	0	0		
Perranoski, p	.000	2	0	0	0	0	0	0	0	0	0	0		
Reed, p	.000	2	0	0	0	0	0	0	0	0	0	0		
Brewer, p	.000	1	0	0	0	0	0	0	0	0	0	0		
<b>Totals</b>	<b>.274</b>	<b>7</b>	<b>234</b>	<b>24</b>	<b>64</b>	<b>10</b>	<b>1</b>	<b>5</b>	<b>21</b>	<b>13</b>	<b>31</b>	<b>9</b>		
Pitchers:														
	W	L	ERA	G	GS	CG	SHO	SV	IP	H	R	ER	BB	SO
Miller	0	0	0.00	2	0	0	0	0	1.1	0	0	0	0	0
Koufax	2	1	0.38	3	3	2	2	0	24.0	13	2	1	5	29
Osteen	1	1	0.64	2	2	1	1	0	14.0	9	2	2	5	4
Drysdale	1	1	3.86	2	2	1	0	0	11.2	12	9	5	3	15
Brewer	0	0	4.50	1	0	0	0	0	2.0	3	1	1	0	1
Perranoski	0	0	7.36	2	0	0	0	0	3.2	3	3	3	4	1
Reed	0	0	8.10	2	0	0	0	0	3.1	2	3	3	2	4
<b>Totals</b>	<b>4</b>	<b>3</b>	<b>2.10</b>	<b>14</b>	<b>7</b>	<b>4</b>	<b>3</b>	<b>0</b>	<b>60.0</b>	<b>42</b>	<b>20</b>	<b>14</b>	<b>19</b>	<b>54</b>
TWINS:														
	AVG	G	AB	R	H	2B	3B	HR	RBI	BB	SO	SB		
Killebrew, 3b	.286	7	21	2	6	0	0	1	2	6	4	0		
Versalles, ss	.286	7	28	3	8	1	1	1	4	2	7	1		
Valdespino, lf-ph	.273	5	11	1	3	1	0	0	0	0	1	0		
Grant, p	.250	3	8	3	2	1	0	1	3	0	1	0		
Nossek, cf-ph	.200	6	20	0	4	0	0	0	0	0	1	0		
Quilici, 2b	.200	7	20	2	4	2	0	0	1	4	3	0		
Oliva, rf	.192	7	26	2	5	1	0	1	2	1	6	0		
Kaat, p	.167	3	6	0	1	0	0	0	2	0	5	0		
Hall, cf	.143	2	7	0	1	0	0	0	0	1	5	0		
Mincher, 1b	.130	7	23	3	3	0	0	1	1	2	7	0		
Allison, lf	.125	5	16	3	2	1	0	1	2	2	9	1		
Batthey, c	.120	7	25	1	3	0	1	0	2	0	5	0		
Rollins, ph	.000	3	2	0	0	0	0	0	0	1	0	0		
Zimmerman, c	.000	2	1	0	0	0	0	0	0	0	0	0		
Pascual, p	.000	1	1	0	0	0	0	0	0	0	0	0		
Klippstein, p	.000	2	0	0	0	0	0	0	0	0	0	0		
Merritt, p	.000	2	0	0	0	0	0	0	0	0	0	0		
Perry, p	.000	2	0	0	0	0	0	0	0	0	0	0		
Worthington, p	.000	2	0	0	0	0	0	0	0	0	0	0		
Boswell, p	.000	1	0	0	0	0	0	0	0	0	0	0		
Pleis, p	.000	1	0	0	0	0	0	0	0	0	0	0		
<b>Totals</b>	<b>.195</b>	<b>7</b>	<b>215</b>	<b>20</b>	<b>42</b>	<b>7</b>	<b>2</b>	<b>6</b>	<b>19</b>	<b>19</b>	<b>54</b>	<b>2</b>		
Pitchers:														
	W	L	ERA	G	GS	CG	SHO	SV	IP	H	R	ER	BB	SO
Worthington	0	0	0.00	2	0	0	0	0	4.0	2	1	0	2	2
Klippstein	0	0	0.00	2	0	0	0	0	2.2	2	1	0	2	3
Merritt	0	0	2.70	3	0	0	0	0	3.1	2	1	1	0	1
Grant	2	1	2.74	3	3	2	0	0	23.0	22	8	7	2	12
Boswell	0	0	3.38	1	0	0	0	0	2.2	3	1	1	2	3
Kaat	1	2	3.77	3	3	1	0	0	14.1	18	7	6	2	6
Perry	0	0	4.50	2	0	0	0	0	4.0	5	2	2	2	4
Pascual	0	1	5.40	1	1	0	0	0	5.0	8	3	3	1	0
Pleis	0	0	9.00	1	0	0	0	0	1.0	2	1	1	0	0
<b>Totals</b>	<b>3</b>	<b>4</b>	<b>3.15</b>	<b>17</b>	<b>7</b>	<b>3</b>	<b>0</b>	<b>0</b>	<b>60.0</b>	<b>64</b>	<b>24</b>	<b>21</b>	<b>13</b>	<b>31</b>



## 1965 WORLD SERIES (CONTINUED)

### GAME 1 Wednesday, October 6 at Minnesota

Los Angeles	0	1	0	0	0	0	0	1	—	2	10	1	
Minnesota	0	1	6	0	0	1	0	0	x	—	8	10	0

WP — Grant. LP — Drysdale.  
 Drysdale, Reed (3), Brewer (5), Perranoski (7) and Roseboro.  
 Grant and Battey.  
 HR — Fairly, Mincher, Versalles. T — 2:29. A — 47,797.

### GAME 2 Thursday, October 7 at Minnesota

Los Angeles	0	0	0	0	0	0	1	0	0	—	1	7	3
Minnesota	0	0	0	0	2	1	2	x	—	5	9	0	

WP — Kaat. LP — Koufax.  
 Koufax, Perranoski (7), Miller (8) and Roseboro.  
 Kaat and Battey.  
 T — 2:13. A — 48,700.

### GAME 3 Saturday, October 9 at Los Angeles

Minnesota	0	0	0	0	0	0	0	0	—	0	5	0	
Los Angeles	0	0	0	2	1	1	0	0	x	—	4	10	1

WP — Osteen. LP — Pascual.  
 Pascual, Merritt (6), Klippstein (8) and Battey, Zimmerman (7).  
 Osteen and Roseboro.  
 T — 2:06. A — 55,934.

### GAME 4 Sunday, October 10 at Los Angeles

Minnesota	0	0	0	1	0	1	0	0	—	2	5	2	
Los Angeles	1	1	0	1	0	3	0	1	x	—	7	10	0

WP — Drysdale. LP — Grant.  
 Grant, Worthington (6), Pleis (8) and Battey, Zimmerman (7).  
 Drysdale and Roseboro.  
 HR — Killebrew, Parker, Oliva, Johnson. T — 2:15. A — 55,920.

### GAME 5 Monday, October 11 at Los Angeles

Minnesota	0	0	0	0	0	0	0	0	—	0	4	1	
Los Angeles	2	0	2	1	0	0	2	0	x	—	7	14	0

WP — Koufax. LP — Kaat.  
 Kaat, Boswell (3), Perry (6) and Battey.  
 Koufax and Roseboro.  
 T — 2:34. A — 55,801.

### GAME 6 Wednesday, October 13 at Minnesota

Los Angeles	0	0	0	0	0	1	0	0	—	1	6	1	
Minnesota	0	0	0	2	0	3	0	0	x	—	5	6	1

WP — Grant. LP — Osteen.  
 Osteen, Reed (6), Miller (8) and Roseboro.  
 Grant and Battey.  
 HR — Fairly, Allison, Grant. T — 2:16. A — 49,578.

### GAME 7 Thursday, October 14 at Minnesota

Los Angeles	0	0	0	2	0	0	0	0	—	2	7	0
Minnesota	0	0	0	0	0	0	0	0	—	0	3	1

WP — Koufax. LP — Kaat.  
 Koufax and Roseboro.  
 Kaat, Worthington (4), Klippstein (6), Merritt (7), Perry (9) and Battey.  
 HR — Johnson. T — 2:27. A — 50,596.



## 1969 AMERICAN LEAGUE CHAMPIONSHIP SERIES

### TWINS VS. BALTIMORE ORIOLES

ORIOLES:	AVG	G	AB	R	H	2B	3B	HR	RBI	BB	SO	SB
B. Robinson, 3b	.500	3	14	1	7	1	0	0	0	0	0	0
Motton, ph	.500	2	2	0	1	0	0	0	1	0	0	0
Blair, cf	.400	3	15	1	6	2	0	1	6	2	2	0
Powell, 1b	.385	3	13	2	5	0	0	1	1	2	0	0
F. Robinson, rf	.333	3	12	1	4	2	0	1	2	3	3	0
Buford, lf	.286	3	14	3	4	1	0	0	1	3	0	0
Belanger, ss	.267	3	15	4	4	0	1	1	1	0	0	0
Hendricks, ph-c	.250	3	8	2	2	2	0	0	3	1	2	0
Johnson, 2b	.231	3	13	2	3	0	0	0	0	2	1	0
Palmer, p	.000	1	5	0	0	0	0	0	0	0	3	0
Etchebarren, c	.000	2	4	0	0	0	0	0	0	0	0	0
McNally, p	.000	1	4	0	0	0	0	0	0	0	2	0
Cuellar, p	.000	1	2	0	0	0	0	0	0	0	1	0
May, ph	.000	1	1	0	0	0	0	0	0	0	0	0
Salmon, ph	.000	1	1	0	0	0	0	0	0	0	0	0
R. Hall, p	.000	1	0	0	0	0	0	0	0	0	0	0
Lopez, p	.000	1	0	0	0	0	0	0	0	0	0	0
Rettenmund, ph	.000	1	0	0	0	0	0	0	0	0	0	0
Richert, p	.000	1	0	0	0	0	0	0	0	0	0	0
Watt, p	.000	1	0	0	0	0	0	0	0	0	0	0
<b>Totals</b>	<b>.293</b>	<b>3</b>	<b>123</b>	<b>16</b>	<b>36</b>	<b>8</b>	<b>1</b>	<b>4</b>	<b>15</b>	<b>13</b>	<b>14</b>	<b>0</b>

Pitchers:	W	L	ERA	G	GS	CG	SHO	SV	IP	H	R	ER	BB	SO
McNally	1	0	0.00	1	1	1	1	0	11.0	3	0	0	0	5
Watt	0	0	0.00	1	0	0	0	0	2.0	3	0	0	0	2
Richert	0	0	0.00	1	0	0	0	0	1.0	0	0	0	0	2
R. Hall	1	0	0.00	1	0	0	0	0	0.2	0	0	0	0	1
Lopez	0	0	0.00	1	0	0	0	0	0.1	1	0	0	0	2
Palmer	1	0	2.00	1	1	1	0	0	9.0	10	2	2	2	4
Cuellar	0	0	2.25	1	1	0	0	0	8.0	3	3	2	1	7
<b>Totals</b>	<b>3</b>	<b>0</b>	<b>1.13</b>	<b>7</b>	<b>3</b>	<b>2</b>	<b>1</b>	<b>0</b>	<b>32.0</b>	<b>17</b>	<b>5</b>	<b>4</b>	<b>12</b>	<b>27</b>

### DID YOU Know?

...that when Rick Aguilera pinch-hit for Mark Guthrie in Game 3 of the 1991 World Series, he became the first pitcher to be used in that role since Don Drysdale did so for the Dodgers in Game 2 of the 1965 Series vs. Minnesota.



## 1969 ALCS (CONTINUED)

TWINS:	AVG	G	AB	R	H	2B	3B	HR	RBI	BB	SO	SB
Nettles, ph	1.000	1	1	0	1	0	0	0	0	0	0	0
Woodson, p	1.000	1	1	0	1	0	0	0	0	0	0	0
Oliva, rf	.385	3	13	3	5	2	0	1	2	1	3	1
Roseboro, c	.200	2	5	0	1	0	0	0	0	0	0	0
Reese, 1b	.167	3	12	0	2	0	0	0	2	1	1	0
Uhlaender, lf	.167	2	6	0	1	0	0	0	0	0	0	0
Cardenas, ss	.154	3	13	0	2	0	1	0	0	0	7	0
Mitterwald, c	.143	2	7	0	1	0	0	0	0	1	3	0
Killebrew, 3b	.125	3	8	2	1	1	0	0	0	6	2	0
Tovar, cf	.077	3	13	0	1	0	0	0	0	1	2	1
Carew, 2b	.071	3	14	0	1	0	0	0	0	1	4	0
Allison, lf	.000	2	8	0	0	0	0	0	1	0	0	0
Boswell, p	.000	1	4	0	0	0	0	0	0	0	4	0
Perry, p	.000	1	3	0	0	0	0	0	0	0	1	0
Perranoski, p	.000	3	1	0	0	0	0	0	0	0	0	0
Renick, ph	.000	1	1	0	0	0	0	0	0	0	0	0
Chance, p	.000	1	0	0	0	0	0	0	0	0	0	0
Grzenda, p	.000	1	0	0	0	0	0	0	0	0	0	0
T. Hall, p	.000	1	0	0	0	0	0	0	0	0	0	0
Manuel, ph	.000	1	0	0	0	0	0	0	0	1	0	0
Miller, p	.000	1	0	0	0	0	0	0	0	0	0	0
Worthington, p	.000	1	0	0	0	0	0	0	0	0	0	0
<b>Totals</b>	<b>.155</b>	<b>3</b>	<b>110</b>	<b>5</b>	<b>17</b>	<b>3</b>	<b>1</b>	<b>1</b>	<b>5</b>	<b>12</b>	<b>27</b>	<b>2</b>

Pitchers:	W	L	ERA	G	GS	CG	SHO	SV	IP	H	R	ER	BB	SO
Grzenda	0	0	0.00	1	0	0	0	0	0.2	0	0	0	0	0
T. Hall	0	0	0.00	1	0	0	0	0	0.2	0	0	0	0	0
Boswell	0	1	0.84	1	1	0	0	0	10.2	7	1	1	7	4
Perry	0	0	3.38	1	1	0	0	0	8.0	6	3	3	3	3
Miller	0	1	5.40	1	1	0	0	0	1.2	5	3	1	0	0
Perranoski	0	1	5.79	3	0	0	0	0	4.2	8	3	3	0	2
Worthington	0	0	6.75	1	0	0	0	0	1.1	3	1	1	0	1
Woodson	0	0	10.80	1	0	0	0	0	1.2	3	2	2	3	2
Chance	0	0	13.50	1	0	0	0	0	2.0	4	3	3	0	2
<b>Totals</b>	<b>0</b>	<b>3</b>	<b>4.02</b>	<b>11</b>	<b>3</b>	<b>0</b>	<b>0</b>	<b>0</b>	<b>31.1</b>	<b>36</b>	<b>16</b>	<b>14</b>	<b>13</b>	<b>14</b>

### GAME 1 Saturday, October 4 at Baltimore

Minnesota	0	0	0	0	1	0	2	0	0	0	0	0	0	0	3	4	2
Baltimore	0	0	0	1	1	0	0	0	1	0	0	1	0	0	4	10	1

WP—Hall. LP—Perranoski.

Perry, Perranoski (9) and Mitterwald, Roseboro (12).  
Cuelлар, Richert (9), Watt (10), Lopez (12), R. Hall (12) and Hendricks, Etchebarren (10).

HR—F. Robinson, Belanger, Oliva, Powell.

T—3:29. A—39,324.

### GAME 3 Monday, October 6 at Minnesota

Baltimore	0	3	0	2	0	1	0	2	3	—	11	18	0
Minnesota	1	0	0	0	1	0	0	0	0	—	2	10	2

WP—Palmer. LP—Miller.

Palmer and Hendricks.

Miller, Woodson (2), T. Hall (4), Worthington (5), Grzenda (6), Chance (7), Perranoski (9) and Roseboro.

HR—Blair. T—2:48. A—32,735.

### GAME 2 Sunday, October 5 at Baltimore


Minnesota	0	0	0	0	0	0	0	0	0	0	0	0	0	0	0	3	1
Baltimore	0	0	0	0	0	0	0	0	0	0	0	1	—	1	8	0	0

WP—McNally. LP—Boswell.

Boswell, Perranoski (11) and Mitterwald.

McNally and Etchebarren, Hendricks (10).

T—3:17. A—41,704.







# 1970 AMERICAN LEAGUE CHAMPIONSHIP SERIES

TWINS VS. BALTIMORE ORIOLES

ORIOLES:	AVG	G	AB	R	H	2B	3B	HR	RBI	BB	SO	SB
B. Robinson, 3b	.583	3	12	3	7	2	0	0	1	0	1	0
Cuellar, p	.500	1	2	1	1	0	0	1	4	0	1	0
R. Hall, p	.500	1	2	1	1	0	0	0	0	0	1	0
Powell, 1b	.429	3	14	2	6	2	0	1	6	0	3	0
Buford, lf	.429	2	7	2	3	1	0	1	3	2	0	0
Hendricks, c	.400	1	5	2	2	0	0	0	0	0	1	0
McNally, p	.400	1	5	1	2	1	0	0	1	0	1	0
Johnson, 2b	.364	3	11	4	4	0	0	2	4	1	1	0
Belanger, ss	.333	3	12	5	4	0	0	0	1	1	0	0
Rettenmund, lf	.333	1	3	1	1	0	0	0	1	2	1	1
Palmer, p	.250	1	4	1	1	1	0	0	1	0	0	0
F. Robinson, rf	.200	3	10	3	2	0	0	1	2	5	2	0
Etchebarren, c	.111	2	9	1	1	0	0	0	0	0	3	0
Blair, cf	.077	3	13	0	1	0	0	0	0	1	4	0
<b>Totals</b>	<b>.330</b>	<b>3</b>	<b>109</b>	<b>27</b>	<b>36</b>	<b>7</b>	<b>0</b>	<b>6</b>	<b>24</b>	<b>12</b>	<b>19</b>	<b>1</b>

Pitchers:	W	L	ERA	G	GS	CG	SHO	SV	IP	H	R	ER	BB	SO
R. Hall	1	0	0.00	1	0	0	0	0	4.2	1	0	0	0	3
Palmer	1	0	1.00	1	1	1	0	0	9.0	7	1	1	3	12
McNally	1	0	3.00	1	1	1	0	0	9.0	6	3	3	5	5
Cuellar	0	0	12.46	1	1	0	0	0	4.1	10	6	6	1	2
<b>Totals</b>	<b>3</b>	<b>0</b>	<b>3.33</b>	<b>4</b>	<b>3</b>	<b>2</b>	<b>0</b>	<b>0</b>	<b>27.0</b>	<b>24</b>	<b>10</b>	<b>10</b>	<b>9</b>	<b>22</b>

TWINS:	AVG	G	AB	R	H	2B	3B	HR	RBI	BB	SO	SB
Oliva, rf	.500	3	12	2	6	2	0	1	1	0	1	0
Mitterwald, c	.500	2	8	2	4	1	0	0	2	0	2	0
Tovar, cf-2b-lf	.385	3	13	2	5	0	1	0	1	0	0	0
Killebrew, 3b-1b	.273	3	11	2	3	0	0	2	4	2	4	0
Ratliff, c	.250	1	4	0	1	0	0	0	0	0	1	0
Renick, 3b-ph	.200	2	5	0	1	0	0	0	0	0	1	0
Cardenas, ss	.182	3	11	1	2	0	0	0	1	1	1	0
Reese, 1b	.143	2	7	0	1	0	0	0	0	1	1	0
Thompson, 2b	.125	3	8	0	1	1	0	0	0	1	0	0
Alvea, lf-ph	.000	3	7	1	0	0	0	0	0	2	3	0
Holt, ph-cf-pr	.000	3	5	0	0	0	0	0	0	0	2	0
Allison, ph	.000	3	2	0	0	0	0	0	0	1	1	0
Quilici, 2b-ph	.000	3	2	0	0	0	0	0	0	0	1	0
Carew, ph	.000	2	2	0	0	0	0	0	0	0	1	0
T. Hall, p	.000	2	1	0	0	0	0	0	0	0	1	0
Perry, p	.000	2	1	0	0	0	0	0	1	0	0	0
Kaat, p	.000	1	1	0	0	0	0	0	0	0	1	0
Manuel, ph	.000	1	1	0	0	0	0	0	0	0	1	0
Perranoski, p	.000	2	0	0	0	0	0	0	0	0	0	0
Tiant, p-pr	.000	2	0	0	0	0	0	0	0	0	0	0
Williams, p	.000	2	0	0	0	0	0	0	0	1	0	0
Zepp, p	.000	2	0	0	0	0	0	0	0	0	0	0
Blyleven, p	.000	1	0	0	0	0	0	0	0	0	0	0
Woodson, p	.000	1	0	0	0	0	0	0	0	0	0	0
<b>Totals</b>	<b>.238</b>	<b>3</b>	<b>101</b>	<b>10</b>	<b>24</b>	<b>4</b>	<b>1</b>	<b>3</b>	<b>10</b>	<b>9</b>	<b>22</b>	<b>0</b>

Pitchers:	W	L	ERA	G	GS	CH	SHO	SV	IP	H	R	ER	BB	SO
Williams	0	0	0.00	2	0	0	0	0	6.0	2	0	0	1	2
Blyleven	0	0	0.00	1	0	0	0	0	2.0	2	1	0	0	2
T. Hall	0	1	6.75	2	1	0	0	0	5.1	6	4	4	4	6
Zepp	0	0	6.75	2	0	0	0	0	1.1	2	1	1	2	2
Kaat	0	1	9.00	1	1	0	0	0	2.0	6	4	2	2	1
Woodson	0	0	9.00	1	0	0	0	0	1.0	2	1	1	1	0
Perry	0	1	13.50	2	1	0	0	0	5.1	10	9	8	1	3
Tiant	0	0	13.50	1	0	0	0	0	0.2	1	2	1	0	0
Perranoski	0	0	19.29	2	0	0	0	0	2.1	5	5	5	1	3
<b>Totals</b>	<b>0</b>	<b>3</b>	<b>7.62</b>	<b>14</b>	<b>3</b>	<b>0</b>	<b>0</b>	<b>0</b>	<b>26.0</b>	<b>36</b>	<b>27</b>	<b>22</b>	<b>12</b>	<b>19</b>

## DO YOU *Know?*

...that the last time the Twins/Senators won a World Series road game was on October 7, 1925. Starting pitcher Walter Johnson allowed one run on five hits in 9.0 innings pitched to go along with 10 strikeouts in Game 1 vs. Pittsburgh. Since that game, the Twins/Senators have 14 straight losses (three straight losses in '25, two straight in '33, three straight in '65, three straight in '87 and three more in '91).

POSTSEASON



# 1970 ALCS [CONTINUED]

## GAME 1 Saturday, October 3 at Minnesota

Baltimore	0	2	0	7	0	1	0	0	0	0	—	10	13	0
Minnesota	1	1	0	1	3	0	0	0	0	0	—	6	11	2

WP—Hall. LP—Perry.  
 Cuellar, R. Hall (5) and Hendricks.  
 Perry, Zepp (4), Woodson (5), Williams (6), Perranoski (9) and Mitterwald.  
 HR—Cuellar, Buford, Powell, Killebrew. T—2:36. A—26, 847.

## GAME 3 Monday, October 5 at Baltimore

Minnesota	0	0	0	0	1	0	0	0	0	0	—	1	7	2
Baltimore	1	1	3	0	0	0	1	0	x	—	6	10	0	0

WP—Palmer. LP—Kaat.  
 Kaat, Blyleven (3), T. Hall (5), Perry (7) and Ratliff.  
 Palmer and Etchebarren.  
 HR—Johnson. T—2:20. A—27,608.

## GAME 2 Sunday, October 4 at Minnesota

Baltimore	1	0	2	1	0	0	0	0	7	—	11	13	0
Minnesota	0	0	0	3	0	0	0	0	0	—	3	6	2

WP—McNally. LP—Hall.  
 McNally and Etchebarren.  
 T. Hall, Zepp (4), Williams (5), Perranoski (8), Tiant (9) and Mitterwald.  
 HR—F. Robinson, Killebrew, Oliva, Johnson. T—2:59. A—27,490.



# 1987 AMERICAN LEAGUE CHAMPIONSHIP SERIES

## TWINS VS. DETROIT TIGERS

TIGERS:	AVG	G	AB	R	H	2B	3B	HR	RBI	BB	SO	SB
Grubb, ph-dh	.571	4	7	0	4	0	0	0	0	0	1	0
Morrison, dh-3b	.400	2	5	1	2	0	0	0	0	0	1	0
Herndon, rf-ph-dh	.333	3	9	1	3	1	0	0	2	1	1	1
Sheridan, rf-pr	.300	5	10	2	3	1	0	1	2	0	2	0
Evans, 1b-3b	.294	5	17	0	5	0	0	0	0	4	2	0
Gibson, lf	.286	5	21	4	6	1	0	1	4	3	8	3
Heath, c	.286	3	7	1	2	0	0	1	2	0	0	0
Lemon, cf	.278	5	18	4	5	0	0	2	4	1	4	0
Bergman, ph-dh-1b	.250	4	4	0	1	0	0	0	2	0	1	0
Trammell, ss	.200	5	20	3	4	1	0	0	2	1	2	0
Whitaker, 2b	.176	5	17	4	3	0	0	1	1	7	3	1
Nokes, ph-dh-c	.143	5	14	2	2	0	0	1	2	1	4	0
Brookens, 3b	.000	5	13	0	0	0	0	0	0	0	3	0
Madlock, dh	.000	1	5	0	0	0	0	0	0	0	3	0
Totals	.240	5	167	23	40	4	0	7	21	18	35	5

Pitchers:	W	L	ERA	G	GS	CG	SHO	SV	IP	H	R	ER	BB	SO
Petry	0	0	0.00	1	0	0	0	0	3.1	1	1	0	0	1
Hernandez	0	0	0.00	1	0	0	0	0	0.1	2	0	0	0	0
Robinson	0	0	0.00	1	0	0	0	0	0.1	1	0	0	0	0
Thurmond	0	0	0.00	1	0	0	0	0	0.1	0	0	0	0	0
King	0	0	1.69	2	0	0	0	0	5.1	3	1	1	2	4
Tanana	0	1	5.06	1	1	0	0	0	5.1	6	4	3	4	1
Morris	0	1	6.75	1	1	1	0	0	8.0	6	6	6	3	7
Terrell	0	0	9.00	1	1	0	0	0	6.0	7	6	6	4	4
Alexander	0	2	10.00	2	2	0	0	0	9.0	14	10	10	1	5
Henneman	1	0	10.80	1	0	0	0	0	5.0	6	6	6	6	3
Totals	1	4	6.70	12	5	1	0	0	43.0	46	34	32	20	25

TWINS:	AVG	G	AB	R	H	2B	3B	HR	RBI	BB	SO	SB
Larkin, ph	1.000	1	1	0	1	1	0	0	1	0	0	0
Butera, c	.667	1	3	0	2	0	0	0	0	0	0	0
Brunansky, rf	.412	5	17	5	7	4	0	2	9	4	3	0
Baylor, ph-dh	.400	2	5	0	2	0	0	0	1	0	0	0
Gladden, lf	.350	5	20	5	7	2	0	0	5	2	1	0
Gaetti, 3b	.300	5	20	5	6	1	0	2	5	1	3	0
Gagne, ss	.278	5	18	5	5	3	0	2	3	3	4	0
Lombardozi, 2b-pr	.267	5	15	2	4	0	0	0	1	2	2	0
Bush, dh	.250	4	12	4	3	0	1	0	2	3	2	3
Puckett, cf	.208	5	24	3	5	1	0	1	3	0	5	1
Hrbek, 1b	.150	5	20	4	3	0	0	1	1	3	0	0
Laudner, c	.071	5	14	1	1	1	0	0	2	2	5	0
Newman, 2b	.000	1	2	0	0	0	0	0	0	0	0	0
Davidson, pr	.000	1	0	0	0	0	0	0	0	0	0	0
Totals	.269	5	171	34	46	13	1	8	33	20	25	4

Pitchers:	W	L	ERA	G	GS	CG	SHO	SV	IP	H	R	ER	BB	SO
Schatzeder	0	0	0.00	2	0	0	0	0	4.1	2	0	0	0	5
Atherton	0	0	0.00	1	0	0	0	0	0.1	1	0	0	0	0
Berenguer	0	0	1.50	4	0	0	0	1	6.0	1	1	1	1	3
Blyleven	2	0	4.05	2	2	0	0	0	13.1	12	6	6	3	9
Reardon	1	1	5.06	4	0	0	0	2	5.1	7	6	6	3	6
Viola	1	0	5.25	2	2	0	0	0	12.0	14	8	7	5	9
Straker	0	0	16.88	1	1	0	0	0	2.2	3	5	5	4	1
Totals	4	1	4.50	16	5	0	0	3	44.0	40	23	22	18	35



# 1987 ALCS (CONTINUED)

## GAME 1 Wednesday, October 7 at Minnesota

Detroit	0	0	1	0	0	1	1	2	0	—	5	10	0
Minnesota	0	1	0	0	3	0	0	4	x	—	8	10	0

WP —Reardon. LP —Alexander.  
 Alexander, Henneman (8), Hernandez (8), King (8) and Heath.  
 Viola, Reardon (8) and Laudner.  
 HR — Gaetti 2, Heath, Gibson. T — 2:46. A — 53,269.

## GAME 2 Thursday, October 8 at Minnesota

Detroit	0	2	0	0	0	0	0	1	0	—	3	7	1
Minnesota	0	3	0	2	1	0	0	0	x	—	6	6	0

WP —Blyleven. LP —Morris. Save —Berenguer.  
 Morris and Heath, Nokes (8).  
 Blyleven, Berenguer (8) and Laudner.  
 HR — Lemon, Hrbek, Whitaker. T — 2:54. A — 55,245.

## GAME 3 Saturday, October 10 at Detroit

Minnesota	0	0	0	2	0	2	2	0	0	—	6	8	1
Detroit	0	0	5	0	0	0	0	2	x	—	7	7	0

WP —Henneman. LP —Reardon.  
 Straker, Schatzeder (3), Berenguer (7), Reardon (8) and Butera, Laudner (7).  
 Terrell, Henneman (7) and Nokes.  
 HR — Gagne, Brunansky, Sheridan. T — 3:29. A — 49,730.

## GAME 4 Sunday, October 11 at Detroit

Minnesota	0	0	1	1	1	1	0	1	0	—	5	7	1
Detroit	1	0	0	0	1	1	0	0	0	—	3	7	3

WP —Viola. LP —Tanana. Save —Reardon.  
 Viola, Atherton (6), Berenguer (6), Reardon (9) and Laudner.  
 Tanana, Petry (6), Thurmond (9) and Heath.  
 HR — Puckett, Gagne. T — 3:24. A — 51,939.

## GAME 5 Monday, October 12 at Detroit

Minnesota	0	4	0	0	0	0	1	1	3	—	9	15	1
Detroit	0	0	0	3	0	0	0	1	1	—	5	9	1

WP —Blyleven. LP —Alexander. Save —Reardon.  
 Blyleven, Schatzeder (7), Berenguer (8), Reardon (8) and Laudner.  
 Alexander, King (2), Henneman (7), Robinson (9) and Nokes.  
 HR — Nokes, Lemon, Brunansky. T — 3:14. A — 47,448.



# 1987 WORLD SERIES

TWINS VS. ST. LOUIS CARDINALS

CARDINALS:	AVG	G	AB	R	H	2B	3B	HR	RBI	BB	SO	SB
Pendleton, dh-ph	.429	3	7	2	3	0	0	0	1	1	1	2
Peña, c-dh	.409	7	22	2	9	1	0	0	4	3	2	1
McGee, cf	.370	7	27	2	10	2	0	0	4	0	9	0
Lindeman, 1b-ph-rf	.333	6	15	3	5	1	0	0	2	0	3	0
Lake, c	.333	3	3	0	1	0	0	0	1	0	0	0
Ford, rf-ph	.308	5	13	1	4	0	0	0	2	1	1	0
Herr, 2b	.250	7	28	2	7	0	0	1	1	2	2	0
Oquendo, rf-3b	.250	7	24	2	6	0	0	0	2	1	4	0
Pagnozzi, dh-ph	.250	2	4	0	1	0	0	0	0	0	0	0
Driessen, 1b	.231	4	13	3	3	2	0	0	1	1	1	0
Smith, ss	.214	7	28	3	6	0	0	0	2	2	3	2
Coleman, lf	.143	7	28	5	4	2	0	0	2	2	10	6
Lawless, 3b	.100	3	10	1	1	0	0	1	3	0	4	0
Cox, p	.000	3	2	0	0	0	0	0	0	0	1	0
Forsch, p	.000	3	2	0	0	0	0	0	0	0	0	0
Tudor, p	.000	2	2	0	0	0	0	0	0	0	2	0
Morris, rf	.000	1	2	0	0	0	0	0	0	0	0	0
Dayley, p	.000	4	1	0	0	0	0	0	0	0	1	0
Mathews, p	.000	1	1	0	0	0	0	0	0	0	0	0
Worrell, p	.000	4	0	0	0	0	0	0	0	0	0	0
Horton, p	.000	2	0	0	0	0	0	0	0	0	0	0
Magrane, p	.000	2	0	0	0	0	0	0	0	0	0	0
Tunnell, p	.000	2	0	0	0	0	0	0	0	0	0	0
Johnson, pr	.000	1	0	0	0	0	0	0	0	0	0	0
<b>Totals</b>	<b>.259</b>	<b>7</b>	<b>232</b>	<b>26</b>	<b>60</b>	<b>8</b>	<b>0</b>	<b>2</b>	<b>25</b>	<b>13</b>	<b>44</b>	<b>12</b>

Pitchers:	W	L	ERA	G	GS	CG	SHO	SV	IP	H	R	ER	BB	SO
Worrell	0	0	1.29	4	0	0	0	2	7.0	6	1	1	4	3
Dayley	0	0	1.93	4	0	0	0	1	4.2	2	1	1	1	0
Tunnell	0	0	2.08	2	0	0	0	0	4.1	4	2	1	2	1
Mathews	0	0	2.45	1	1	0	0	0	3.2	2	1	1	2	3
Tudor	1	1	5.73	2	2	0	0	0	11.0	15	7	7	3	8
Horton	0	0	6.00	2	0	0	0	0	3.0	5	2	2	0	1
Cox	1	2	7.71	3	2	0	0	0	11.2	13	10	10	8	9
Magrane	0	1	8.59	2	2	0	0	0	7.1	9	7	7	5	5
Forsch	1	0	9.95	3	0	0	0	0	6.1	8	7	7	5	3
<b>Totals</b>	<b>3</b>	<b>4</b>	<b>5.64</b>	<b>23</b>	<b>7</b>	<b>0</b>	<b>0</b>	<b>3</b>	<b>59.0</b>	<b>64</b>	<b>38</b>	<b>37</b>	<b>29</b>	<b>36</b>

## DID YOU Know?

...that the 1987 World Series was the first in which games were played indoors.



## 1987 WORLD SERIES (CONTINUED)

TWINS:	AVG	G	AB	R	H	2B	3B	HR	RBI	BB	SO	SB		
Smalley, ph	.500	4	2	0	1	1	0	0	0	2	0	0		
Lombardozi, 2b	.412	6	17	3	7	1	0	1	4	2	2	0		
Baylor, dh-ph	.385	5	13	3	5	0	0	1	3	1	1	0		
Puckett, cf	.357	7	28	5	10	1	1	0	3	2	1	1		
Laudner, c	.318	7	22	4	7	1	0	1	4	5	4	0		
Gladden, lf	.290	7	31	3	9	2	1	1	7	3	4	2		
Gaetti, 3b	.259	7	27	4	7	2	1	1	4	2	5	2		
Hrbek, 1b	.208	7	24	4	5	0	0	1	6	5	3	0		
Gagne, ss	.200	7	30	5	6	1	0	1	3	1	6	0		
Brunansky, rf	.200	7	25	5	5	0	0	0	2	4	4	1		
Newman, pr-2b-ph	.200	4	5	0	1	0	0	0	0	1	1	0		
Bush, dh-ph	.167	4	6	1	1	1	0	0	2	0	1	0		
Larkin, 1b-ph	.000	5	3	1	0	0	0	0	0	1	0	0		
Straker, p	.000	2	2	0	0	0	0	0	0	0	2	0		
Viola, p	.000	3	1	0	0	0	0	0	0	0	1	0		
Blyleven, p	.000	2	1	0	0	0	0	0	0	0	1	0		
Davidson, rf-ph	.000	2	1	0	0	0	0	0	0	0	0	0		
Reardon, p	.000	4	0	0	0	0	0	0	0	0	0	0		
Berenguer, p	.000	3	0	0	0	0	0	0	0	0	0	0		
Schatzeder, p	.000	3	0	0	0	0	0	0	0	0	0	0		
Atherton, p	.000	2	0	0	0	0	0	0	0	0	0	0		
Butera, c	.000	1	0	0	0	0	0	0	0	0	0	0		
Frazier, p	.000	1	0	0	0	0	0	0	0	0	0	0		
Niekro, p	.000	1	0	0	0	0	0	0	0	0	0	0		
<b>Totals</b>	<b>.269</b>	<b>7</b>	<b>238</b>	<b>38</b>	<b>64</b>	<b>10</b>	<b>3</b>	<b>7</b>	<b>38</b>	<b>29</b>	<b>36</b>	<b>6</b>		
Pitchers:	W	L	ERA	G	GS	CG	SHO	SV	IP	H	R	ER	BB	SO
Reardon	0	0	0.00	4	0	0	0	1	4.2	5	0	0	0	3
Frazier	0	0	0.00	1	0	0	0	0	2.0	1	0	0	0	2
Niekro	0	0	0.00	1	0	0	0	0	2.0	1	0	0	1	1
Blyleven	1	1	2.77	2	2	0	0	0	13.0	13	5	4	2	12
Viola	2	1	3.72	3	3	0	0	0	19.1	17	8	8	3	16
Straker	0	0	4.00	2	2	0	0	0	9.0	9	4	4	3	6
Schatzeder	1	0	6.23	3	0	0	0	0	4.1	4	3	3	3	3
Atherton	0	0	6.75	2	0	0	0	0	1.1	0	1	1	1	0
Berenguer	0	1	10.38	3	0	0	0	0	4.1	10	5	5	0	1
<b>Totals</b>	<b>4</b>	<b>3</b>	<b>3.75</b>	<b>21</b>	<b>7</b>	<b>0</b>	<b>0</b>	<b>1</b>	<b>60.0</b>	<b>60</b>	<b>26</b>	<b>25</b>	<b>13</b>	<b>44</b>

### GAME 1 Saturday, October 17 at Minnesota

St. Louis	0	1	0	0	0	0	0	0	0	0	1	5	1
Minnesota	0	0	0	7	2	0	1	0	x	—	10	11	0
WP	—Viola. LP—Magrane.												
Magrane, Forsch (4), Horton (7) and Peña, Lake (8).													
Viola, Atherton (9) and Laudner.													
HR—Gladden, Lombardozi, T—2:39. A—55,171.													

### GAME 2 Sunday, October 18 at Minnesota

St. Louis	0	0	0	1	0	1	2	0	—	4	9	0	
Minnesota	0	1	0	6	0	1	0	0	x	—	8	10	0
WP	—Blyleven. LP—Cox.												
Cox, Tunnell (4), Dayley (7), Worrell (8) and Peña.													
Blyleven, Berenguer (8), Reardon (9) and Laudner.													
HR—Gaetti, Laudner. T—2:42. A—55,257.													

### GAME 3 Tuesday, October 20 at St. Louis

Minnesota	0	0	0	0	0	1	0	0	0	—	1	5	1
St. Louis	0	0	0	0	0	0	3	0	x	—	3	9	1
WP	—Tudor. LP—Berenguer. Save—Worrell.												
Straker, Berenguer (7), Schatzeder (7) and Laudner.													
Tudor, Worrell (8) and Peña.													
T—2:45. A—55,347.													

### GAME 4 Wednesday, October 21 at St. Louis

Minnesota	0	0	1	0	1	0	0	0	0	—	2	7	1
St. Louis	0	0	1	6	0	0	0	0	x	—	7	10	1
WP	—Forsch. LP—Viola. Save—Dayley.												
Viola, Schatzeder (4), Niekro (5), Frazier (7) and Laudner, Butera (8).													
Mathews, Forsch (4), Dayley (7) and Peña.													
HR—Gagne, Lawless. T—3:11. A—55,347.													

### GAME 5 Thursday, October 22 at St. Louis

Minnesota	0	0	0	0	0	0	0	2	0	0	—	2	6	1
St. Louis	0	0	0	0	3	1	0	x	—	4	10	1		
WP	—Cox. LP—Blyleven. Save—Worrell.													
Blyleven, Atherton (7), Reardon (7) and Laudner.														
Cox, Dayley (8), Worrell (8) and Peña, Lake (9).														
T—3:21. A—55,347.														

### GAME 6 Saturday, October 24 at Minnesota

St. Louis	1	1	0	2	1	0	0	0	—	5	11	2	
Minnesota	2	0	0	4	4	0	1	x	—	11	15	0	
WP	—Schatzeder. LP—Tudor.												
Tudor, Horton (5), Forsch (6), Dayley (6), Tunnell (7) and Peña.													
Straker, Schatzeder (4), Berenguer (6), Reardon (9) and Laudner.													
HR—Herr, Baylor, Hrbek, T—3:22. A—55,293.													

### GAME 7 Sunday, October 25 at Minnesota

St. Louis	0	2	0	0	0	0	0	0	—	2	6	1	
Minnesota	0	1	0	1	1	0	1	x	—	4	10	0	
WP	—Viola. LP—Cox. Save—Reardon.												
Magrane, Cox (5), Worrell (6) and Lake.													
Viola, Reardon (9) and Laudner.													
T—3:04. A—55,376.													

## DID YOU Know?

...that in 1991, the Twins became the first team in major league history to go from last place the previous season to World Champions the next.





# 1991 AMERICAN LEAGUE CHAMPIONSHIP SERIES

## TWINS VS. TORONTO BLUE JAYS

BLUE JAYS:	AVG	G	AB	R	H	2B	3B	HR	RBI	BB	SO	SB
Alomar, 2b	.474	5	19	3	9	0	0	0	4	2	3	2
White, cf	.364	5	22	5	8	1	0	0	0	2	3	3
Gruber, 3b	.286	5	21	1	6	1	0	0	4	0	4	1
Borders, c	.263	5	19	0	5	1	0	0	2	0	0	0
Carter, rf-dh	.263	5	19	3	5	2	0	1	4	1	5	0
Wilson, pr-1f	.250	3	8	1	2	0	0	0	0	1	3	1
Olerud, 1b	.158	5	19	1	3	0	0	0	3	3	1	0
Lee, ss	.125	5	16	3	2	0	0	0	0	1	5	0
Mulliniks, dh-ph	.125	5	8	1	1	0	0	0	0	3	0	0
Maldonado, lf-rf	.100	5	20	1	2	1	0	0	1	1	6	0
Ducey, pr-1f	.000	1	1	0	0	0	0	0	0	0	0	0
Tabler, ph-dh	.000	2	1	0	0	0	0	0	0	1	0	0
Gonzales, pr-ss	.000	2	0	0	0	0	0	0	0	0	0	0
<b>Totals</b>	<b>.249</b>	<b>5</b>	<b>173</b>	<b>19</b>	<b>43</b>	<b>6</b>	<b>0</b>	<b>1</b>	<b>18</b>	<b>15</b>	<b>30</b>	<b>7</b>

Pitchers:	W	L	ERA	G	GS	CG	SHO	SV	IP	H	R	ER	BB	SO
Henke	0	0	0.00	2	0	0	0	2	2.2	0	0	0	1	5
Acker	0	0	0.00	1	0	0	0	0	0.2	1	0	0	0	1
Wells	0	0	2.35	4	0	0	0	0	7.2	6	2	2	2	9
Key	0	0	3.00	1	1	0	0	0	6.0	5	2	2	1	1
Guzmán	1	0	3.18	1	1	0	0	0	5.2	4	2	2	4	2
Timlin	0	1	3.18	4	0	0	0	0	5.2	5	4	2	2	5
Ward	0	1	6.23	2	0	0	0	1	4.1	4	3	3	1	6
Candiotti	0	1	8.22	2	2	0	0	0	7.2	17	9	7	2	5
MacDonald	0	0	9.00	1	0	0	0	0	1.0	1	1	1	1	0
Stottlemire	0	1	9.82	1	1	0	0	0	3.2	7	4	4	1	3
<b>Totals</b>	<b>1</b>	<b>4</b>	<b>4.60</b>	<b>5</b>	<b>5</b>	<b>0</b>	<b>0</b>	<b>1</b>	<b>45.0</b>	<b>50</b>	<b>27</b>	<b>23</b>	<b>15</b>	<b>37</b>

TWINS:	AVG	G	AB	R	H	2B	3B	HR	RBI	BB	SO	SB
Puckett, cf	.429	5	21	4	9	1	0	2	6	1	4	0
Knoblauch, 2b	.350	5	20	5	7	2	0	0	3	3	3	2
Mack, rf	.333	5	18	4	6	1	1	0	3	2	4	2
Pagliarulo, 3b-ph	.333	5	15	4	5	1	0	1	3	0	2	0
Davis, dh	.294	5	17	3	5	2	0	0	2	5	8	1
Harper, c	.278	5	18	1	5	2	0	0	1	0	2	0
Gladden, lf	.261	5	23	4	6	0	0	0	3	1	3	3
Gagne, ss	.235	5	17	1	4	0	0	0	1	1	5	0
Hrbek, 1b	.143	5	21	0	3	0	0	0	3	1	3	0
Leius, 3b	.000	3	4	0	0	0	0	0	0	1	1	0
Larkin, ph	.000	3	3	0	0	0	0	0	0	0	1	0
Ortiz, c	.000	3	3	0	0	0	0	0	0	0	0	0
Sorrento, ph	.000	1	1	0	0	0	0	0	0	0	1	0
Newman, 3b-ss	.000	2	0	0	0	0	0	0	0	0	0	0
Brown, pr	.000	1	0	0	0	0	0	0	0	0	0	0
<b>Totals</b>	<b>.276</b>	<b>5</b>	<b>181</b>	<b>27</b>	<b>50</b>	<b>9</b>	<b>1</b>	<b>3</b>	<b>25</b>	<b>15</b>	<b>37</b>	<b>8</b>

Pitchers:	W	L	ERA	G	GS	CG	SHO	SV	IP	H	R	ER	BB	SO
West	1	0	0.00	2	0	0	0	0	5.2	1	0	0	4	4
Willis	0	0	0.00	3	0	0	0	0	5.1	2	0	0	0	3
Aguilera	0	0	0.00	3	0	0	0	3	3.1	1	0	0	0	3
Guthrie	1	0	0.00	2	0	0	0	0	2.2	0	0	0	0	0
Bedrosian	0	0	0.00	2	0	0	0	0	1.1	3	2	0	2	2
Morris	2	0	4.05	2	2	0	0	0	13.1	17	6	6	1	7
Erickson	0	0	4.50	1	1	0	0	0	4.0	3	2	2	5	2
Tapani	0	1	7.84	2	2	0	0	0	10.1	16	9	9	3	9
<b>Totals</b>	<b>4</b>	<b>1</b>	<b>3.33</b>	<b>5</b>	<b>5</b>	<b>0</b>	<b>0</b>	<b>3</b>	<b>46.0</b>	<b>43</b>	<b>19</b>	<b>17</b>	<b>15</b>	<b>30</b>

### TWINS POSTSEASON CLINCHING DATES

YEAR	GAME	DATE	DETAILS
1965	157	September 26	Twins defeated Washington 2-1 at Washington
1969	153	September 22	Twins defeated Kansas City 4-3 at Kansas City
1970	154	September 22	Twins defeated Oakland 5-3 at Oakland
1987	157	September 28	Twins defeated Texas 5-3 at Texas
1991	155	September 29	Twins lost 2-1 at Toronto while Chicago lost 2-1 to Seattle
2002	150	September 15	Twins won 5-0 at Cleveland while Chicago lost 8-4 to New York
2003	157	September 23	Twins won 4-1 vs. Cleveland while Chicago and Kansas City lost
2004	150	September 20	Twins defeated Chicago 8-2 at Chicago
2006	156	September 25	Twins defeated Kansas City 3-2 to clinch a playoff spot, eventually Division title on 10/1
2009	163	October 6	Twins defeated Detroit 6-5 in 12 innings in Central Division Tiebreaker game
2010	151	September 21	Twins defeated Cleveland 6-4, 91st win of season, Gardenhire's 800th career win
2017	158	September 27	Twins lost to Cleveland 2-4 while White Sox defeated Angels 6-4

POSTSEASON



# 1991 ALCS (CONTINUED)

## GAME 1 Tuesday, October 8 at Minnesota

Toronto	0	0	0	1	0	3	0	0	0	—	4	9	2
Minnesota	2	2	1	0	0	0	0	0	x	—	5	11	0

WP—Morris. LP—Candiotti. Save—Aguilera.  
Candiotti, Wells (3), Timlin (6) and Borders.  
Morris, Willis (6), Aguilera (8) and Harper, Ortiz (8).  
T—3:17. A—54,766.

## GAME 2 Wednesday, October 9 at Minnesota

Toronto	1	0	2	0	0	0	2	0	0	—	5	9	0
Minnesota	0	0	1	0	0	1	0	0	0	—	2	5	1

WP—Guzmán. LP—Tapani. Save—Ward.  
Guzmán, Henke (6), Ward (8) and Borders.  
Tapani, Bedrosian (7), Guthrie (7) and Harper.  
T—3:02. A—54,816.

## GAME 3 Friday, October 11 at Toronto

Minnesota	0	0	0	0	1	1	0	0	0	1	—	3	7	0
Toronto	2	0	0	0	0	0	0	0	0	0	—	2	5	1

WP—Guthrie. LP—Timlin. Save—Aguilera.  
Erickson, West (5), Willis (7), Guthrie (9), Aguilera (10) and Ortiz, Harper (10).  
Key, Wells (7), Henke (8), Timlin (10) and Borders.  
HR—Carter, Pagliarulo. T—3:36. A—51,454.

## GAME 4 Saturday, October 12 at Toronto

Minnesota	0	0	0	4	0	2	1	1	1	—	9	13	0
Toronto	0	1	0	0	0	1	0	0	1	—	3	11	2

WP—Morris. LP—Stottlmyre.  
Morris, Bedrosian (9) and Harper.  
Stottlmyre, Wells (4), Acker (6), Timlin (7), MacDonald (9) and Borders.  
HR—Puckett. T—3:15. A—51,526.

## GAME 5 Sunday, October 13 at Toronto

Minnesota	1	1	0	0	0	3	0	3	0	—	8	14	2
Toronto	0	0	3	2	0	0	0	0	0	—	5	9	1

WP—West. LP—Ward. Save—Aguilera.  
Tapani, West (5), Willis (8), Aguilera (9) and Harper, Ortiz (9).  
Candiotti, Timlin (6), Ward (6), Wells (8) and Borders.  
HR—Puckett. T—3:29. A—51,425.



# 1991 WORLD SERIES

## TWINS VS. ATLANTA BRAVES

BRAVES:	AVG	G	AB	R	H	2B	3B	HR	RBI	BB	SO	SB
Lemke, 2b	.417	6	24	4	10	1	3	0	4	2	4	0
Belliard, ss	.375	7	16	0	6	1	0	0	4	1	2	0
Pendleton, 3b	.367	7	30	6	11	3	0	2	3	3	1	0
Gant, cf	.267	7	30	3	8	0	1	0	4	2	3	1
Justice, rf	.259	7	27	5	7	0	0	2	6	5	5	2
Treadway, 2b-ph	.250	3	4	1	1	0	0	0	0	1	2	0
Smith, dh-1f	.231	7	26	5	6	0	0	3	3	3	4	1
Olson, c	.222	7	27	3	6	2	0	0	1	5	4	1
Hunter, lf-1b	.190	7	21	2	4	1	0	1	3	0	2	0
Blauser, ss-ph	.167	5	6	0	1	0	0	0	0	1	1	0
Bream, 1b	.125	7	24	0	3	2	0	0	0	3	4	0
Avery, p	.000	2	3	0	0	0	0	0	0	0	2	0
Gregg, ph	.000	4	3	0	0	0	0	0	0	0	2	0
Glavine, p	.000	2	2	0	0	0	0	0	0	0	0	0
Mitchell, lf-pr	.000	3	2	0	0	0	0	0	0	0	1	0
Smoltz, p	.000	2	2	0	0	0	0	0	0	0	1	0
Cabrera, ph-c	.000	3	1	0	0	0	0	0	0	0	0	0
Clancy, p	.000	3	1	0	0	0	0	0	0	0	1	0
Leibrandt, p	.000	2	0	0	0	0	0	0	0	0	0	0
Mercker, p	.000	2	0	0	0	0	0	0	0	0	0	0
Peña, p	.000	3	0	0	0	0	0	0	0	0	0	0
St. Claire, p	.000	1	0	0	0	0	0	0	0	0	0	0
Stanton, p	.000	5	0	0	0	0	0	0	0	0	0	0
Willard, ph	.000	1	0	0	0	0	0	0	1	0	0	0
Wohlers, p	.000	3	0	0	0	0	0	0	0	0	0	0
<b>Totals</b>	<b>.253</b>	<b>7</b>	<b>249</b>	<b>29</b>	<b>63</b>	<b>10</b>	<b>4</b>	<b>8</b>	<b>29</b>	<b>26</b>	<b>39</b>	<b>5</b>

Pitchers:	W	L	ERA	G	GS	CG	SHO	SV	IP	H	R	ER	BB	SO
Stanton	1	0	0.00	5	0	0	0	0	7.1	5	0	0	2	7
Wohlers	0	0	0.00	3	0	0	0	0	1.2	2	0	0	2	1
Mercker	0	0	0.00	2	0	0	0	0	1.0	0	0	0	0	1
Smoltz	0	0	1.26	2	2	0	0	0	14.1	13	2	2	1	11
Glavine	1	1	2.70	2	2	1	0	0	13.1	8	6	4	7	8
Peña	0	1	3.38	3	0	0	0	0	5.1	6	2	2	3	7
Avery	0	0	3.46	2	2	0	0	0	19.0	10	6	5	1	8
Clancy	1	0	4.15	3	0	0	0	0	4.1	3	2	2	4	2
St. Claire	0	0	9.00	1	0	0	0	0	1.0	1	1	1	0	0
Leibrandt	0	2	11.25	2	1	0	0	0	4.0	8	5	5	1	3
<b>Totals</b>	<b>3</b>	<b>4</b>	<b>2.89</b>	<b>7</b>	<b>7</b>	<b>1</b>	<b>0</b>	<b>0</b>	<b>65.1</b>	<b>56</b>	<b>24</b>	<b>21</b>	<b>21</b>	<b>48</b>



# 1991 WORLD SERIES (CONTINUED)

TWINS:	AVG	G	AB	R	H	2B	3B	HR	RBI	BB	SO	SB
Larkin ph	.500	4	4	0	2	0	0	0	1	0	0	0
Newman ph-3b-2b-pr	.500	4	2	0	1	0	1	0	1	0	0	0
Harper c-ph	.381	7	21	2	8	2	0	0	1	2	2	0
Leius 3b-ph-ss	.357	7	14	2	5	0	0	1	2	1	2	0
Knoblauch 2b	.308	7	26	3	8	1	0	0	2	4	2	4
Pagliarulo ph-3b	.273	6	11	1	3	0	0	1	2	1	2	0
Puckett cf	.250	7	24	4	6	0	1	2	4	5	7	1
Bush ph-1b	.250	3	4	0	1	0	0	0	0	0	1	0
Gladden lf	.233	7	30	5	7	2	2	0	0	3	4	2
Davis dh-ph-1b	.222	6	18	4	4	0	0	2	4	2	3	0
Ortiz c	.200	3	5	0	1	0	0	0	1	0	1	0
Gagne ss	.167	7	24	1	4	1	0	1	3	0	7	0
Mack rf	.130	6	23	0	3	1	0	0	1	0	7	0
Hrbek 1b	.115	7	26	2	3	1	0	1	2	2	6	0
Brown pr-1b	.000	3	2	0	0	0	0	0	0	0	0	0
Morris p	.000	3	2	0	0	0	0	0	0	0	1	0
Sorrento ph-1b	.000	3	2	0	0	0	0	0	0	1	2	0
Aguilera p-ph	.000	4	1	0	0	0	0	0	0	0	0	0
Erickson p	.000	2	1	0	0	0	0	0	0	0	1	0
Tapani p	.000	2	1	0	0	0	0	0	0	0	0	0
Bedrosian p	.000	3	0	0	0	0	0	0	0	0	0	0
Guthrie p	.000	4	0	0	0	0	0	0	0	0	0	0
Leach p	.000	2	0	0	0	0	0	0	0	0	0	0
West p	.000	2	0	0	0	0	0	0	0	0	0	0
Willis p	.000	4	0	0	0	0	0	0	0	0	0	0
<b>Totals</b>	<b>.232</b>	<b>7</b>	<b>241</b>	<b>24</b>	<b>56</b>	<b>8</b>	<b>4</b>	<b>8</b>	<b>24</b>	<b>21</b>	<b>48</b>	<b>7</b>

Pitchers:	W	L	ERA	G	GS	CG	SHO	SV	IP	H	R	ER	BB	SO
Morris	2	0	1.17	3	3	1	1	0	23.0	18	3	3	9	15
Aguilera	1	1	1.80	4	0	0	0	2	5.0	6	1	1	1	3
Guthrie	0	1	2.25	4	0	0	0	0	4.0	3	1	1	4	3
Leach	0	0	3.86	2	0	0	0	0	2.1	2	1	1	0	2
Tapani	1	1	4.50	2	2	0	0	0	12.0	13	6	6	2	7
Erickson	0	0	5.06	2	2	0	0	0	10.2	10	7	6	4	5
Willis	0	0	5.14	4	0	0	0	0	7.0	6	4	4	2	2
Bedrosian	0	0	5.40	3	0	0	0	0	3.1	3	2	2	0	2
West	0	0	INF	2	0	0	0	0	0.0	2	4	4	4	0
<b>Totals</b>	<b>4</b>	<b>3</b>	<b>3.74</b>	<b>7</b>	<b>7</b>	<b>1</b>	<b>1</b>	<b>2</b>	<b>67.1</b>	<b>63</b>	<b>29</b>	<b>28</b>	<b>26</b>	<b>39</b>

**GAME 1 Saturday, October 19 at Minnesota**  
 Atlanta 0 0 0 0 0 1 0 1 0 — 2 6 1  
 Minnesota 0 0 1 0 3 1 0 0 x — 5 9 1  
 WP — Morris. LP — Leibrandt. Save — Aguilera.  
 Leibrandt, Clancy (5), Wohlers (7), Stanton (8) and Olson.  
 Morris, Guthrie (8), Aguilera (8) and Harper.  
 HR — Gagne, Hrbek. T — 3:00. A — 55,108.

**GAME 2 Sunday, October 20 at Minnesota**  
 Atlanta 0 1 0 0 0 1 0 0 0 — 2 8 1  
 Minnesota 2 0 0 0 0 0 0 1 x — 3 4 1  
 WP — Tapani. LP — Glavine. Save — Aguilera.  
 Glavine and Olson.  
 Tapani, Aguilera (9) and Harper.  
 HR — Davis, Leius. T — 2:37. A — 55,145.

**GAME 3 Tuesday, October 22 at Atlanta**  
 Minnesota 1 0 0 0 0 0 1 2 0 0 0 0 — 4 10 1  
 Atlanta 0 1 0 1 2 0 0 0 0 0 0 1 — 5 8 2  
 WP — Clancy. LP — Aguilera.  
 Erickson, West (5), Leach (5), Bedrosian (6), Willis (8), Guthrie (10), Aguilera (12) and Ortiz, Harper (8).  
 Avery, Peña (8), Stanton (10), Wohlers (12), Mercker (12), Clancy (12) and Olson.  
 HR — Justice, Smith, Puckett, Davis. T — 4:04. A — 50,878.

**GAME 4 Wednesday, October 23 at Atlanta**  
 Minnesota 0 1 0 0 0 0 1 0 0 — 2 7 0  
 Atlanta 0 0 1 0 0 0 1 0 1 — 3 8 0  
 WP — Stanton. LP — Guthrie.  
 Morris, Willis (7), Guthrie (8), Bedrosian (9) and Harper.  
 Smoltz, Wohlers (8), Stanton (8) and Olson.  
 HR — Pendleton, Pagliarulo. T — 2:57. A — 50,878.

**GAME 5 Thursday, October 24 at Atlanta**  
 Minnesota 0 0 0 0 0 3 0 1 1 — 5 7 1  
 Atlanta 0 0 0 4 1 0 6 3 x — 14 17 1  
 WP — Glavine. LP — Tapani.  
 Tapani, Leach (5), West (7), Bedrosian (7), Willis (8) and Harper, Ortiz (8).  
 Glavine, Mercker (6), Clancy (7), St. Claire (9) and Olson, Cabrera (9).  
 HR — Justice, Smith, Hunter. T — 2:59. A — 50,878.

**GAME 6 Saturday, October 26 at Minnesota**  
 Atlanta 0 0 0 0 2 0 1 0 0 0 — 3 9 1  
 Minnesota 2 0 0 0 1 0 0 0 0 0 1 — 4 9 0  
 WP — Aguilera. LP — Leibrandt.  
 Avery, Stanton (7), Peña (9), Leibrandt (11) and Olson.  
 Erickson, Guthrie (7), Willis (7), Aguilera (10) and Ortiz, Harper (7).  
 HR — Pendleton, Puckett. T — 3:36. A — 55,155.

**GAME 7 Sunday, October 27 at Minnesota**  
 Atlanta 0 0 0 0 0 0 0 0 0 0 — 0 7 0  
 Minnesota 0 0 0 0 0 0 0 0 0 0 1 — 1 10 0  
 WP — Morris. LP — Peña.  
 Smoltz, Stanton (8), Peña (9) and Olson.  
 Morris and Harper.  
 T — 3:23. A — 55,118.



POSTSEASON





# 2002 AMERICAN LEAGUE DIVISION SERIES

TWINS VS. OAKLAND ATHLETICS

ATHLETICS:	AVG	G	AB	R	H	2B	3B	HR	RBI	BB	SO	SB
Byrnes	.000	2	1	0	0	0	0	0	0	0	1	0
Chavez	.381	5	21	3	8	0	0	1	5	2	1	0
Durham	.333	5	21	7	7	3	0	2	2	2	4	1
Dye	.400	5	20	3	8	2	0	1	1	1	5	0
Ellis	.368	5	19	1	7	2	0	1	4	1	2	0
Hafteberg	.500	5	14	5	7	2	0	1	3	3	0	0
Hernandez	.059	5	17	0	1	0	0	0	0	0	4	0
Justice	.238	5	21	2	5	1	1	0	4	0	4	0
Long	.167	5	18	1	3	0	0	1	1	1	2	0
Mabry	.000	2	2	0	0	0	0	0	0	0	1	0
Myers	.000	2	1	0	0	0	0	0	0	0	1	0
Piatt	.333	3	3	0	1	1	0	0	0	0	1	0
Saenz	.000	1	0	0	0	0	0	0	0	1	0	0
Tejada	.143	5	21	3	3	1	0	1	4	1	7	0
Velarde	.600	4	5	1	3	1	0	0	1	0	1	0
<b>Totals</b>	<b>.288</b>	<b>5</b>	<b>184</b>	<b>26</b>	<b>53</b>	<b>13</b>	<b>1</b>	<b>8</b>	<b>25</b>	<b>12</b>	<b>34</b>	<b>1</b>

Pitchers:	W	L	ERA	G	GS	CG	SHO	SV	IP	H	R	ER	BB	SO
Bowie	0	0	0.00	1	0	0	0	0	1.1	0	0	0	0	3
Bradford	0	0	0.00	2	0	0	0	0	3.0	1	0	0	0	1
Hudson	0	1	6.23	2	2	0	0	0	8.2	13	11	6	4	8
Koch	0	0	9.00	3	0	0	0	1	3.0	5	3	3	2	3
Lidle	0	0	9.00	1	0	0	0	0	1.0	2	1	1	0	0
Lilly	0	1	13.50	2	0	0	0	0	4.0	10	6	6	1	3
Mecir	0	0	0.00	1	0	0	0	0	1.0	0	0	0	0	2
Mulder	1	1	2.08	2	2	0	0	0	13.0	14	3	3	3	12
Rincon	0	0	0.00	2	0	0	0	0	3.0	2	0	0	0	2
Zito	1	0	4.50	1	1	0	0	0	6.0	5	3	3	4	8
<b>Totals</b>	<b>2</b>	<b>3</b>	<b>4.09</b>	<b>5</b>	<b>5</b>	<b>0</b>	<b>0</b>	<b>1</b>	<b>44.0</b>	<b>52</b>	<b>27</b>	<b>22</b>	<b>14</b>	<b>42</b>

TWINS:	AVG	G	AB	R	H	2B	3B	HR	RBI	BB	SO	SB
Cuddyer	.385	5	13	1	5	1	0	0	1	3	3	0
Guzmán	.286	5	21	5	6	2	0	1	2	2	4	2
Hocking	.500	3	6	0	3	1	0	0	1	0	1	0
Hunter	.300	5	20	4	6	4	0	0	2	1	4	0
Jones	.250	5	20	3	5	3	0	0	1	1	8	0
Kielty	.000	3	4	0	0	0	0	0	0	0	1	0
Koskie	.143	5	21	3	3	0	1	1	5	2	6	0
LeCroy	.444	3	9	1	4	0	0	0	1	0	3	0
Mientkiewicz	.250	5	20	3	5	0	0	2	4	1	1	0
Mohr	1.000	4	2	1	2	1	0	0	0	1	0	0
Ortiz	.231	4	13	0	3	2	0	0	2	0	5	0
Pierzynski	.438	5	16	4	7	0	1	1	4	2	2	0
Prince	.000	1	2	0	0	0	0	0	0	0	2	0
Rivas	.250	4	12	2	3	1	0	0	0	1	2	0
<b>Totals</b>	<b>.291</b>	<b>5</b>	<b>179</b>	<b>27</b>	<b>52</b>	<b>15</b>	<b>2</b>	<b>5</b>	<b>23</b>	<b>14</b>	<b>42</b>	<b>2</b>

Pitchers:	W	L	ERA	G	GS	CG	SHO	SV	IP	H	R	ER	BB	SO
Fiore	0	0	20.25	1	0	0	0	0	1.1	4	3	3	2	0
Guardado	0	0	13.50	2	0	0	0	1	2.0	5	3	3	1	1
Hawkins	0	0	0.00	3	0	0	0	0	2.1	0	0	0	0	5
Jackson	0	0	0.00	1	0	0	0	0	0.2	1	0	0	0	0
Lohse	0	0	0.00	2	0	0	0	0	4.0	2	0	0	0	5
Mays	0	1	14.73	1	1	0	0	0	3.2	9	6	6	2	1
Milton	1	0	2.57	1	1	0	0	0	7.0	6	2	2	1	3
Radke	2	0	1.54	2	2	0	0	0	11.2	14	6	2	1	7
Reed	0	1	7.20	1	1	0	0	0	5.0	6	4	4	2	8
Romero	0	0	0.00	3	0	0	0	0	3.1	3	0	0	1	2
Santana	0	0	6.00	2	0	0	0	0	3.0	3	2	2	2	2
<b>Totals</b>	<b>3</b>	<b>2</b>	<b>4.50</b>	<b>5</b>	<b>5</b>	<b>0</b>	<b>0</b>	<b>1</b>	<b>44.0</b>	<b>53</b>	<b>26</b>	<b>22</b>	<b>12</b>	<b>34</b>



## 2002 DIVISION SERIES (CONTINUED)

### GAME 1 Tuesday, October 1 at Oakland

Minnesota	0	1	2	0	0	3	1	0	0	—	7	13	3
Oakland	3	2	0	0	0	0	0	0	0	—	5	12	0

WP—Radke. LP—Lilly. Save—Guardado.  
 Radke, Santana (6), Romero (7), Guardado (9) and Pierzynski.  
 Hudson, Lilly (6), Lidle (7), Rincón (8), Mecir (9) and Hernandez.  
 HR—Koskie, Mientkiewicz. T—3.44. A—34,853.

### GAME 2 Wednesday, October 2 at Oakland

Minnesota	0	0	0	0	1	0	0	0	0	—	1	7	0
Oakland	3	0	0	5	1	0	0	0	x	—	9	14	0

WP—Mulder. LP—Mays.  
 Mays, Fiore (4), Lohse (6), Hawkins (9) and Pierzynski, Prince (6).  
 Mulder, Bradford (7), Koch (9) and Hernandez.  
 HR—Chavez, Guzmán. T—3.04. A—31,953.

### GAME 3 Friday, October 4 at Minnesota

Oakland	2	0	0	1	0	1	2	0	0	—	6	9	1
Minnesota	0	0	0	1	2	0	0	0	0	—	3	8	0

WP—Zito. LP—Reed. Save—Koch.  
 Zito, Rincón (7), Koch (9) and Hernandez.  
 Reed, Santana (6), Jackson (7), Romero (8), Hawkins (9) and Pierzynski.  
 HR—Durham, Hatteberg, Long, Dye. T—3.26. A—55,932.

### GAME 4 Saturday, October 5 at Minnesota

Oakland	0	0	2	0	0	0	0	0	0	—	2	7	2
Minnesota	0	0	2	7	0	0	2	0	x	—	11	12	2

WP—Milton. LP—Hudson.  
 Hudson, Lilly (4), Bowie (7) and Hernandez, Myers (8).  
 Milton, Lohse (8) and Pierzynski.  
 HR—Tejada, Mientkiewicz. T—3.20. A—55,960.

### GAME 5 Sunday, October 6 at Oakland

Minnesota	0	1	1	0	0	0	0	0	3	—	5	12	0
Oakland	0	0	1	0	0	0	0	0	3	—	4	11	0

WP—Radke. LP—Mulder.  
 Radke, Romero (5), Hawkins (8), Guardado (9) and Pierzynski.  
 Mulder, Bradford (6), Koch (6) and Hernandez, Myers (9).  
 HR—Durham, Ellis, Pierzynski. T—3.23. A—32,146.



## 2002 AMERICAN LEAGUE CHAMPIONSHIP SERIES

TWINS VS. ANAHEIM ANGELS

POSTSEASON

ANGELS:	AVG	G	AB	R	H	2B	3B	HR	RBI	BB	SO	SB		
Anderson	.250	5	20	3	5	1	0	1	3	1	0	0		
Eckstein	.286	5	21	1	6	0	0	0	2	0	2	0		
Erstad	.364	5	22	4	8	0	0	1	2	0	3	1		
Figgins	1.000	3	1	2	1	0	0	0	0	0	0	0		
Fullmer	.333	4	12	2	4	2	0	1	4	0	2	0		
Gil	.000	1	2	0	0	0	0	0	0	0	1	0		
Glaus	.316	5	19	4	6	0	1	1	2	2	5	0		
Kennedy	.357	4	14	5	5	0	0	3	5	0	2	1		
B. Molina	.214	5	14	0	3	0	1	0	2	1	2	0		
J. Molina	.000	3	1	0	0	0	0	0	0	0	0	0		
Ochoa	.000	4	4	2	0	0	0	0	0	0	3	0		
Palmeiro	.000	2	2	0	0	0	0	0	0	0	1	0		
Salmon	.214	5	14	0	3	0	0	0	0	3	1	0		
Spiezio	.353	5	17	5	6	2	0	1	5	2	1	1		
Wooten	.250	3	8	1	2	0	0	0	1	0	3	0		
<b>Totals</b>	<b>.287</b>	<b>5</b>	<b>171</b>	<b>29</b>	<b>49</b>	<b>5</b>	<b>2</b>	<b>8</b>	<b>26</b>	<b>9</b>	<b>26</b>	<b>3</b>		
Pitchers:	W	L	ERA	G	GS	CG	SHO	SV	IP	H	R	ER	BB	SO
Appier	0	1	3.48	2	2	0	0	0	10.1	10	4	4	4	3
Donnelly	0	0	8.10	3	0	0	0	0	3.1	3	3	3	0	5
Lackey	1	0	0.00	1	1	0	0	0	7.0	3	0	0	0	7
Ortiz	1	0	5.06	1	1	0	0	0	5.1	10	3	3	1	3
Percival	0	0	0.00	3	0	0	0	2	3.1	0	0	0	0	3
Rodriguez	2	0	0.00	4	0	0	0	0	4.1	2	0	0	2	7
Schoeneweis	0	0	0.00	1	0	0	0	0	0.2	0	0	0	0	0
Washburn	0	0	1.29	1	1	0	0	0	7.0	6	1	1	1	7
Weber	0	0	3.38	3	0	0	0	0	2.2	3	1	1	0	3
<b>Totals</b>	<b>4</b>	<b>1</b>	<b>2.45</b>	<b>5</b>	<b>5</b>	<b>0</b>	<b>0</b>	<b>2</b>	<b>44.0</b>	<b>37</b>	<b>12</b>	<b>12</b>	<b>7</b>	<b>38</b>



## 2002 ALCS (CONTINUED)

TWINS:															
	AVG	G	AB	R	H	2B	3B	HR	RBI	BB	SO	SB			
Cuddyer	.200	3	5	0	1	0	0	0	0	1	1	0			
Guzmán	.167	5	18	1	3	1	0	0	0	0	3	0			
Hunter	.167	5	18	2	3	2	0	0	0	1	3	0			
Jones	.100	5	20	0	2	1	0	0	2	0	4	0			
Kielty	.000	4	3	0	0	0	0	0	1	1	2	0			
Koskie	.278	5	18	3	5	2	0	0	2	2	8	0			
Lamb	.000	2	0	0	0	0	0	0	0	0	0	0			
LeCroy	.333	1	3	0	1	0	0	0	0	0	1	0			
Mientkiewicz	.278	5	18	1	5	1	0	0	2	1	2	0			
Mohr	.417	5	12	3	5	1	0	0	0	0	4	1			
Ortiz	.313	5	16	0	5	1	0	0	2	0	5	0			
Pierzynski	.250	5	16	1	4	0	0	0	2	0	2	0			
Prince	.000	1	1	0	0	0	0	0	0	0	0	0			
Rivas	.250	5	12	1	3	0	0	0	0	1	3	0			
<b>Totals</b>	<b>.231</b>	<b>5</b>	<b>160</b>	<b>12</b>	<b>37</b>	<b>9</b>	<b>0</b>	<b>0</b>	<b>11</b>	<b>7</b>	<b>38</b>	<b>1</b>			
Pitchers:															
	W	L	ERA	G	GS	CG	SHO	SV	IP	H	R	ER	BB	SO	
Guardado	0	0	0.00	1	0	0	0	1	1.0	0	0	0	0	1	2
Hawkins	0	0	20.25	4	0	0	0	0	1.1	4	3	3	1	1	1
Jackson	0	0	27.00	3	0	0	0	0	1.0	5	3	3	2	2	2
Lohse	0	0	0.00	1	0	0	0	0	1.0	0	0	0	0	0	1
Mays	1	0	2.03	2	2	0	0	0	13.1	12	4	3	0	0	3
Milton	0	0	1.50	1	1	0	0	0	6.0	5	1	1	2	4	4
Radke	0	1	2.70	1	1	0	0	0	6.2	5	2	2	1	4	4
Reed	0	1	10.13	1	1	0	0	0	5.1	8	6	6	0	0	0
Romero	0	1	22.50	4	0	0	0	0	2.0	4	5	5	2	3	3
Santana	0	1	10.80	4	0	0	0	0	3.1	4	4	4	0	4	4
Wells	0	0	9.00	2	0	0	0	0	1.0	2	1	1	0	0	2
<b>Totals</b>	<b>1</b>	<b>4</b>	<b>6.00</b>	<b>5</b>	<b>5</b>	<b>0</b>	<b>0</b>	<b>1</b>	<b>42.0</b>	<b>49</b>	<b>29</b>	<b>28</b>	<b>9</b>	<b>26</b>	<b>2</b>

### GAME 1 Tuesday, October 8 at Minnesota

Anaheim 0 0 1 0 0 0 0 0 0 — 1 4 0

Minnesota 0 1 0 0 1 0 0 0 x — 2 5 1

WP—Mays. LP—Appier. Save—Guardado.

Appier, Donnelly (6), Schoenweis (7), Weber (8) and B. Molina, J. Molina (8).

Mays, Guardado (9) and Pierzynski.

T—2:58. A—55,562.

### GAME 2 Wednesday, October 9 at Minnesota

Anaheim 1 3 0 0 0 2 0 0 0 — 6 10 0

Minnesota 0 0 0 0 0 3 0 0 0 — 3 11 1

WP—Ortiz. LP—Reed. Save—Percival.

Ortiz, Donnelly (6), Rodríguez (7), Percival (8) and B. Molina.

Reed, Santana (6), Romero (7), Hawkins (7), Jackson (9) and Pierzynski.

HR—Erstad, Fullmer. T—3:13. A—55,990.

### GAME 3 Friday, October 11 at Anaheim

Minnesota 0 0 0 0 0 0 1 0 0 — 1 6 0

Anaheim 0 1 0 0 0 0 0 1 x — 2 7 0

WP—Rodríguez. LP—Romero. Save—Percival.

Milton, Hawkins (7), Santana (7), Jackson (7), Romero (7) and Pierzynski.

Washburn, Rodríguez (8), Percival (9) and B. Molina, J. Molina (8).

HR—Anderson, Glaus. T—3:13. A—44,234.

### GAME 4 Saturday, October 12 at Anaheim

Minnesota 0 0 0 0 0 0 0 0 1 — 1 6 2

Anaheim 0 0 0 0 0 0 2 5 x — 7 10 0

WP—Lackey. LP—Radke.

Radke, Santana (7), Hawkins (8), Romero (8), Jackson (8) and

Pierzynski.

Lackey, Rodríguez (8), Weber (9) and B. Molina.

T—2:49. A—44,830.

### GAME 5 Sunday, October 13 at Anaheim

Minnesota 1 1 0 0 0 0 3 0 0 — 5 9 0

Anaheim 0 0 1 0 2 0 10 0 x — 13 18 0

WP—Rodríguez. LP—Santana.

Mays, Santana (6), Hawkins (7), Romero (7), Wells (7), Lohse (8) and

Pierzynski, Prince (8).

Appier, Donnelly (6), Rodríguez (7), Weber (8), Percival (9) and B. Molina, J.

Molina (8).

HR—Kennedy (3), Spiezo. T—3:30. A—44,835.







# 2003 AMERICAN LEAGUE DIVISION SERIES

TWINS VS. NEW YORK YANKEES

YANKEES:	AVG	G	AB	R	H	2B	3B	HR	RBI	BB	SO	SB
Boone	.200	4	15	1	3	1	0	0	0	0	3	1
Dellucci	.000	1	0	0	0	0	0	0	0	0	0	0
Giambi	.250	4	16	1	4	2	0	0	2	2	5	0
Jeter	.429	4	14	2	6	0	0	1	1	4	2	1
Johnson	.077	4	13	2	1	1	0	0	2	3	2	0
Matsui	.267	4	15	2	4	1	0	1	3	2	3	0
Posada	.176	4	17	1	3	1	0	0	0	0	6	0
Rivera	.333	4	12	2	4	0	0	0	0	1	0	0
Sierra	.000	1	2	0	0	0	0	0	0	0	0	0
Soriano	.368	4	19	2	7	1	0	0	4	0	6	2
Williams	.400	4	15	3	6	2	0	0	3	2	2	0
<b>Totals</b>	<b>.275</b>	<b>4</b>	<b>138</b>	<b>16</b>	<b>38</b>	<b>9</b>	<b>0</b>	<b>2</b>	<b>15</b>	<b>14</b>	<b>29</b>	<b>4</b>

Pitchers:	W	L	ERA	G	GS	CG	SHO	SV	IP	H	R	ER	BB	SO
Clemens	1	0	1.29	1	1	0	0	0	7.0	1	1	1	1	6
Heredia	0	0	0.00	1	0	0	0	0	2.0	1	0	0	1	1
Mussina	0	1	3.86	1	1	0	0	0	7.0	7	3	3	3	6
Nelson	0	0	0.00	1	0	0	0	0	0.0	0	0	0	1	0
Pettitte	1	0	1.29	1	1	0	0	0	7.0	4	1	1	3	10
Rivera	0	0	0.00	2	0	0	0	2	4.0	0	0	0	0	4
Wells	1	0	1.17	1	1	0	0	0	7.2	8	1	1	0	5
White	0	0	0.00	1	0	0	0	0	1.1	1	0	0	0	1
<b>Totals</b>	<b>3</b>	<b>1</b>	<b>1.50</b>	<b>4</b>	<b>4</b>	<b>0</b>	<b>0</b>	<b>2</b>	<b>36.0</b>	<b>26</b>	<b>6</b>	<b>6</b>	<b>9</b>	<b>33</b>

TWINS:	AVG	G	AB	R	H	2B	3B	HR	RBI	BB	SO	SB
Cuddyer	.250	1	4	0	1	0	0	0	1	0	3	0
Ford	.000	1	1	0	0	0	0	0	0	0	1	0
Gómez	.000	1	0	0	0	0	0	0	0	0	0	0
Guzmán	.154	4	13	1	2	0	0	0	0	1	2	0
Hocking	.000	1	0	0	0	0	0	0	0	0	0	0
Hunter	.429	4	14	3	6	0	1	1	2	2	2	0
Jones	.125	4	16	0	2	0	0	0	0	0	5	0
Koskie	.200	4	15	0	3	1	0	0	0	0	5	0
LeCroy	.091	3	11	1	1	0	0	0	0	1	4	0
Mientkiewicz	.133	4	15	0	2	0	0	0	0	1	2	0
Pierzynski	.231	4	13	1	3	0	0	1	1	2	0	0
Rivas	.000	4	13	0	0	0	0	0	1	0	4	0
Ryan	.000	1	1	0	0	0	0	0	0	0	1	0
Stewart	.400	4	15	0	6	2	0	0	2	4	4	1
<b>Totals</b>	<b>.198</b>	<b>4</b>	<b>131</b>	<b>6</b>	<b>26</b>	<b>3</b>	<b>1</b>	<b>2</b>	<b>5</b>	<b>9</b>	<b>33</b>	<b>1</b>

Pitchers:	W	L	ERA	G	GS	CG	SHO	SV	IP	H	R	ER	BB	SO
Guardado	0	0	9.00	2	0	0	0	1	2.0	5	2	2	0	2
Hawkins	1	0	6.00	3	0	0	0	0	3.0	5	3	2	0	5
Lohse	0	1	5.40	1	1	0	0	0	5.0	6	3	3	2	5
Milton	0	0	0.00	1	0	0	0	0	3.1	2	0	0	0	2
Radke	0	1	2.84	1	1	0	0	0	6.1	5	2	2	2	4
Reed	0	0	0.00	1	0	0	0	0	0.2	1	0	0	0	0
Rincón	0	0	0.00	3	0	0	0	0	2.1	1	0	0	4	1
Rogers	0	0	0.00	1	0	0	0	0	1.1	1	0	0	1	3
Romero	0	0	0.00	3	0	0	0	0	3.1	3	0	0	2	1
Santana	0	1	7.04	2	2	0	0	0	7.2	9	6	6	3	6
<b>Totals</b>	<b>1</b>	<b>3</b>	<b>3.86</b>	<b>4</b>	<b>4</b>	<b>0</b>	<b>0</b>	<b>1</b>	<b>35.0</b>	<b>38</b>	<b>16</b>	<b>15</b>	<b>14</b>	<b>29</b>

## GAME 1 Tuesday, September 30 at New York

Minnesota	0	0	1	0	0	2	0	0	0	0	0	0	3	8	0
New York	0	0	0	0	0	0	0	0	1	1	9	1			

WP — Hawkins. LP — Mussina. Save — Guardado.  
Santana, Reed (5), Romero (5), Hawkins (7), Guardado (9) and Pierzynski.  
Mussina, Nelson (8), Heredia (8) and Posada.  
T — 3:18. A — 56,292.

## GAME 2 Thursday, October 2 at New York

Minnesota	0	0	0	1	0	0	0	0	0	0	0	0	1	4	1
New York	1	0	0	0	0	0	3	0	x	—	4	8	1		

WP — Pettitte. LP — Radke. Save — Rivera.  
Radke, Hawkins (7), Romero (7), Rincón (8) and Pierzynski.  
Pettitte, Rivera (8) and Posada.  
HR — Hunter. T — 3:07. A — 56,479.

## GAME 3 Saturday, October 4 at Minnesota

New York	0	2	1	0	0	0	0	0	0	0	0	0	0	3	8	1
Minnesota	0	0	1	0	0	0	0	0	0	0	0	0	0	1	5	0

WP — Clemens. LP — Lohse. Save — Rivera.  
Clemens, Rivera (8) and Posada.  
Lohse, Rogers (6), Romero (7), Rincón (8) and Pierzynski.  
HR — Matsui, Pierzynski. T — 3:02. A — 55,915.

## GAME 4 Sunday, October 5 at Minnesota

New York	0	0	0	6	0	0	0	1	1	—	8	13	0		
Minnesota	0	0	0	1	0	0	0	0	0	0	—	1	9	1	

WP — Wells. LP — Santana.  
Wells, White (8) and Posada.  
Santana, Rincón (4), Milton (4), Hawkins (8), Guardado (9) and Pierzynski.  
HR — Jeter. T — 2:49. A — 55,875.

POSTSEASON





# 2004 AMERICAN LEAGUE DIVISION SERIES

TWINS VS. NEW YORK YANKEES

YANKEES:	AVG	G	AB	R	H	2B	3B	HR	RBI	BB	SO	SB
Cairo	.214	4	14	3	3	1	0	0	1	2	5	0
Clark	.000	1	1	0	0	0	0	0	0	0	1	0
Crosby	.000	2	0	0	0	0	0	0	0	0	0	0
Jeter	.316	4	19	3	6	1	0	1	4	1	4	1
Lofton	.250	1	4	0	1	0	0	0	1	0	1	0
Matsui	.412	4	17	3	7	1	0	1	3	3	4	0
Olerud	.214	4	14	2	3	2	0	0	0	1	2	0
Posada	.222	4	18	2	4	0	0	0	0	0	6	0
Rodriguez	.421	4	19	3	8	3	0	1	3	2	1	2
Sheffield	.222	4	18	2	4	1	0	1	2	3	1	0
Sierra	.167	3	12	1	2	0	0	1	3	2	3	1
Williams	.278	4	18	2	5	1	0	1	3	1	2	0
<b>Totals</b>	<b>.279</b>	<b>4</b>	<b>154</b>	<b>21</b>	<b>43</b>	<b>10</b>	<b>0</b>	<b>6</b>	<b>15</b>	<b>30</b>	<b>4</b>	<b>0</b>

Pitchers:	W	L	ERA	G	GS	CG	SHO	SV	IP	H	R	ER	BB	SO
Brown	1	0	1.50	1	1	0	0	0	6.0	8	1	1	0	1
Gordon	0	0	4.91	3	0	0	0	0	3.2	2	2	2	0	3
Heredia	0	0	54.00	1	0	0	0	0	0.1	0	2	2	0	0
Lieber	0	0	4.05	1	1	0	0	0	6.2	7	3	3	1	4
Loatza	0	0	0.00	1	0	0	0	0	2.0	4	0	0	0	0
Mussina	0	1	2.57	1	1	0	0	0	7.0	7	2	2	1	7
Quantrill	1	0	0.00	2	0	0	0	0	2.0	2	0	0	0	1
Rivera	1	0	0.00	4	0	0	0	0	5.2	2	0	0	0	2
Sturtz	0	0	6.75	2	0	0	0	0	2.2	4	2	2	3	4
Vazquez	0	0	9.00	1	1	0	0	0	5.0	7	5	5	2	6
<b>Totals</b>	<b>3</b>	<b>1</b>	<b>3.73</b>	<b>4</b>	<b>4</b>	<b>0</b>	<b>0</b>	<b>0</b>	<b>41.0</b>	<b>43</b>	<b>17</b>	<b>17</b>	<b>7</b>	<b>28</b>

TWINS:	AVG	G	AB	R	H	2B	3B	HR	RBI	BB	SO	SB
Blanco	.250	4	8	1	2	0	0	1	2	0	2	0
Borders	.000	2	2	0	0	0	0	0	0	0	1	0
Cuddyer	.467	4	15	1	7	0	0	0	2	0	3	0
Ford	.273	3	11	1	3	1	0	0	2	0	2	1
Guzmán	.333	4	15	2	5	0	0	0	0	2	3	1
Hunter	.353	4	17	5	6	1	0	1	2	1	1	2
Jones	.900	4	20	3	6	1	0	2	2	0	6	0
Koskie	.308	4	13	2	4	1	0	0	2	3	2	0
Kubel	.143	2	7	0	1	0	0	0	0	0	2	0
LeCroy	.333	3	3	0	1	0	0	0	0	1	1	0
Morneau	.235	4	17	1	4	2	0	0	2	0	3	0
Offerman	.000	3	3	0	0	0	0	0	1	0	0	0
Rivas	.000	3	1	0	0	0	0	0	0	0	0	0
Stewart	.200	4	20	1	4	0	0	0	2	0	2	0
<b>Totals</b>	<b>.283</b>	<b>4</b>	<b>152</b>	<b>17</b>	<b>43</b>	<b>7</b>	<b>0</b>	<b>4</b>	<b>22</b>	<b>7</b>	<b>28</b>	<b>4</b>

Pitchers:	W	L	ERA	G	GS	CG	SHO	SV	IP	H	R	ER	BB	SO
Balfour	0	0	0.00	2	0	0	0	0	2.2	0	0	0	0	2
Crain	0	0	0.00	1	0	0	0	0	0.1	1	0	0	0	0
Lohse	0	1	4.50	1	0	0	0	0	2.0	1	1	1	0	3
Mulholland	0	0	3.00	1	0	0	0	0	3.0	3	1	1	0	0
Nathan	0	1	3.60	3	0	0	0	1	5.0	2	2	2	5	6
Radke	0	0	7.11	1	1	0	0	0	6.1	8	5	5	3	0
Rincón	0	0	10.80	3	0	0	0	0	3.1	4	4	4	2	5
Romero	0	0	9.00	2	0	0	0	0	1.0	0	1	1	1	1
Santana	1	0	0.75	2	2	0	0	0	12.0	14	1	1	4	12
Silva	0	1	10.80	1	1	0	0	0	5.0	10	6	6	0	1
<b>Totals</b>	<b>1</b>	<b>3</b>	<b>4.65</b>	<b>4</b>	<b>4</b>	<b>0</b>	<b>1</b>	<b>1</b>	<b>40.2</b>	<b>43</b>	<b>21</b>	<b>21</b>	<b>15</b>	<b>30</b>

### GAME 1 Tuesday, October 5 at New York

Minnesota	0	0	1	0	0	1	0	0	0	0	0	0	2	7	0
New York	0	0	0	0	0	0	0	0	0	0	0	0	0	9	0

WP—Santana. LP—Mussina. Save—Nathan.

Santana, Rincón (8), Nathan (9) and Blanco.

Mussina, Gordon (8), Rivera (9) and Posada.

HR—Jones. T—2:53. A—55,749.

### GAME 2 Wednesday, October 6 at New York

Minnesota	1	2	0	0	0	0	2	0	0	0	1	—	6	12	0
New York	1	0	2	0	1	0	0	0	0	2	—	7	9	9	0

WP—Quantrill. LP—Nathan.

Radke, Balfour (7), Rincón (8), Nathan (10), Romero (12) and Blanco, Borders (7).

Lieber, Gordon (7), Rivera (8), Sturtz (10), Quantrill (12) and Posada.

HR—Jeter, Sheffield, Rodriguez, Hunter. T—4:19. A—56,354.

### GAME 3 Friday, October 8 at Minnesota

New York	0	3	0	0	0	4	1	0	0	—	8	14	1
Minnesota	1	0	0	0	0	0	0	3	—	4	12	1	

WP—Brown. LP—Silva.

Brown, Quantrill (7), Heredia (8), Sturtz (9), Rivera (9) and Posada.

Silva, Romero (6), Crain (6), Mulholland (7) and Blanco, LeCroy (8).

HR—Jones, Williams, Matsui. T—3:02. A—54,803.

### GAME 4 Saturday, October 9 at Minnesota

New York	0	0	1	0	0	0	0	4	0	0	1	—	6	11	0
Minnesota	1	0	0	1	3	0	0	0	0	0	0	—	5	12	1

WP—Rivera. LP—Lohse.

Vazquez, Loatza (6), Gordon (8), Rivera (10) and Posada.

Santana, Balfour (4), Rincón (4), Nathan (8), Lohse (9) and Blanco, Borders (9).

HR—Blanco, Sierra. T—4:16. A—52,498.



ATHLETICS:	AVG	G	AB	R	H	2B	3B	HR	RBI	BB	SO	SB
Bocachica	.000	0	0	0	0	0	0	0	0	0	0	0
Bradley	.077	3	13	1	1	0	0	1	2	0	1	0
Chavez	.200	3	10	2	2	1	0	1	1	2	4	0
Ellis	.286	2	7	0	2	0	0	0	0	0	2	0
Jimenez	.000	2	4	0	0	0	0	0	0	0	1	0
Johnson	.000	0	0	0	0	0	0	0	0	0	0	0
Kendall	.214	3	14	1	3	1	0	0	1	0	4	0
Kielty	.000	0	0	0	0	0	0	0	0	0	0	0
Kotsay	.143	3	14	2	2	0	0	1	2	0	2	0
Melhuse	.000	0	0	0	0	0	0	0	0	0	0	0
Payton	.333	3	12	3	4	0	0	0	0	0	1	0
Scutaro	.333	3	12	1	4	4	0	0	6	0	1	0
Swisher	.300	3	10	3	3	2	0	0	1	2	2	0
Thomas	.500	3	10	3	5	1	0	2	2	2	1	0
<b>Totals</b>	<b>.245</b>	<b>3</b>	<b>106</b>	<b>16</b>	<b>26</b>	<b>9</b>	<b>0</b>	<b>5</b>	<b>15</b>	<b>6</b>	<b>19</b>	<b>0</b>

Pitchers:	W	L	ERA	G	GS	CG	SHO	SV	IP	H	R	ER	BB	SO
Blanton	0	0	0.00	0	0	0	0	0	0.0	0	0	0	0	0
Calero	1	0	0.00	1	0	0	0	1.0	0	0	0	0	0	1
Duchscherer	0	0	2.25	2	0	0	0	4.0	1	1	1	0	0	4
Gaudin	0	0	0.00	0	0	0	0	0.0	0	0	0	0	0	0
Harfenist	0	0	0.00	0	0	0	0	0.0	0	0	0	0	0	0
Haren	1	0	3.00	1	1	0	0	6.0	9	2	2	1	2	2
Kennedy	0	0	0.00	0	0	0	0	0.0	0	0	0	0	0	0
Loaiza	0	0	3.60	1	1	0	0	5.0	8	2	2	0	0	2
Saarloos	0	0	0.00	0	0	0	0	0.0	0	0	0	0	0	0
Street	0	0	3.00	3	0	0	0	2.3	4	1	1	1	1	1
Zito	1	0	1.13	1	1	0	0	8.0	4	1	1	1	3	1
<b>Totals</b>	<b>3</b>	<b>0</b>	<b>2.33</b>	<b>3</b>	<b>3</b>	<b>0</b>	<b>0</b>	<b>27.0</b>	<b>26</b>	<b>7</b>	<b>7</b>	<b>6</b>	<b>11</b>	<b>1</b>

TWINS:	AVG	G	AB	R	H	2B	3B	HR	RBI	BB	SO	SB
Bartlett	.273	3	11	0	3	1	0	0	0	0	2	0
Castillo	.273	3	11	0	3	1	0	0	0	3	3	0
Cuddyer	.250	3	12	2	3	0	1	1	1	0	2	0
Ford	.000	1	0	0	0	0	0	0	0	0	0	0
Hunter	.273	3	11	1	3	1	0	1	2	0	1	0
Kubel	.000	0	0	0	0	0	0	0	0	0	0	0
Mauer	.182	3	11	0	2	0	0	0	0	1	0	0
Morneau	.417	3	12	3	5	1	0	2	2	0	0	0
Nevin	.000	1	3	0	0	0	0	0	0	0	0	0
Punto	.167	3	12	0	2	0	0	0	0	0	1	0
Redmond	.000	0	0	0	0	0	0	0	0	0	0	0
Rodriguez	.000	0	0	0	0	0	0	0	0	0	0	0
Tyner	.000	2	6	0	0	0	0	0	0	2	2	1
White	.417	3	12	1	5	1	0	1	2	0	0	0
<b>Totals</b>	<b>.257</b>	<b>3</b>	<b>101</b>	<b>7</b>	<b>26</b>	<b>4</b>	<b>1</b>	<b>5</b>	<b>7</b>	<b>6</b>	<b>11</b>	<b>1</b>

Pitchers:	W	L	ERA	G	GS	CG	SHO	SV	IP	H	R	ER	BB	SO
Bonser	0	0	3.00	1	1	0	0	0	6.0	7	2	2	1	3
Crain	0	0	9.00	2	0	0	0	1.0	3	3	1	1	1	1
Guerrier	0	0	0.00	1	0	0	0	1.0	0	0	0	0	0	0
Nathan	0	0	0.00	1	0	0	0	0.2	1	0	0	0	0	1
Neshek	0	1	9.00	2	0	0	0	1.0	1	1	1	0	1	0
Perkins	0	0	0.00	1	0	0	0	0.1	2	0	0	0	0	0
Radke	0	1	6.75	1	1	0	0	4.0	5	4	3	1	2	0
Reyes	0	0	9.00	2	0	0	0	1.0	1	3	1	2	0	0
Rincón	0	0	3.00	2	0	0	0	3.0	1	1	1	0	0	3
Santana	0	1	2.25	1	1	0	0	8.0	5	2	2	1	8	0
Silva	0	0	0.00	0	0	0	0	0.0	0	0	0	0	0	0
<b>Totals</b>	<b>0</b>	<b>3</b>	<b>3.81</b>	<b>3</b>	<b>3</b>	<b>0</b>	<b>0</b>	<b>0</b>	<b>26.0</b>	<b>26</b>	<b>16</b>	<b>11</b>	<b>6</b>	<b>19</b>

### GAME 1 Tuesday, October 3 at Minnesota

Oakland 0 2 0 0 0 0 0 0 1 — 3 7 0

Minnesota 0 0 0 0 0 0 1 0 1 — 2 5 2

WP — Zito. LP — Santana. Save — Street.

Zito, Street (9) and Kendall.

Santana, Crain (9), Neshek (9) and Mauer.

HR — Thomas (2), White. T — 2:19. A — 55,542.

### GAME 2 Wednesday, October 4 at Minnesota

Oakland 0 0 0 0 2 0 2 0 1 — 5 11 0

Minnesota 0 0 0 0 0 2 0 0 0 — 2 9 0

WP — Calero. LP — Neshek. Save — Street.

Loaiza, Calero (6), Duchscherer (7), Street (9) and Kendall.

Bonser, Neshek (7), Reyes (7), Rincón (8), Nathan (9) and Mauer.

HR — Kotsay, Morneau, Cuddyer. T — 3:02. A — 55,710.

### GAME 3 Friday, October 6 at Oakland

Minnesota 0 0 0 1 0 1 0 1 0 — 3 12 3

Oakland 0 2 2 0 0 0 0 4 0 x — 8 8 1

WP — Haren. LP — Radke.

Radke, Perkins (5), Rincón (5), Reyes (7), Crain (7), Guerrier and Mauer.

Haren, Duchscherer (7), Street (9) and Kendall.

HR — Hunter, Morneau, Chavez, Bradley. T — 2:55. A — 35,694.





# 2009 AMERICAN LEAGUE DIVISION SERIES

TWINS VS. NEW YORK YANKEES

YANKEES:	AVG	G	AB	R	H	2B	3B	HR	RBI	BB	SO	SB
Cabrera	.167	3	12	1	2	0	0	0	0	0	5	0
Cano	.167	3	12	1	2	0	0	0	1	0	1	0
Cervelli	.000	1	0	0	0	0	0	0	0	0	0	0
Damon	.083	3	12	0	1	0	0	0	0	1	4	0
Gardner	.000	1	0	0	0	0	0	0	0	0	0	1
Hairston	.000	1	0	0	0	0	0	0	0	0	0	0
Jeter	.400	3	10	4	4	2	0	1	2	3	0	0
Matsui	.222	3	9	1	2	0	0	1	2	3	3	0
Molina	.000	1	1	0	0	0	0	0	0	0	0	0
Posada	.365	3	11	1	4	0	0	1	2	0	2	0
Rodriguez	.455	3	11	4	5	0	0	2	6	1	2	0
Swisher	.083	3	12	0	1	1	0	0	1	0	4	0
Teixeira	.167	3	12	3	2	0	0	1	1	1	1	0
<b>Totals</b>	<b>.225</b>	<b>3</b>	<b>102</b>	<b>15</b>	<b>23</b>	<b>3</b>	<b>0</b>	<b>6</b>	<b>15</b>	<b>9</b>	<b>22</b>	<b>1</b>

Pitchers:	W	L	ERA	G	GS	CG	SHO	SV	IP	H	R	ER	BB	SO
Aceves	0	0	0.00	1	0	0	0	0	1.0	1	0	0	1	1
Burnett	0	0	1.50	1	1	0	0	0	6.0	3	0	0	0	6
Chamberlain	0	0	0.00	3	0	0	0	0	1.2	2	0	0	0	0
Coke	0	0	0.00	2	0	0	0	0	0.2	0	0	0	0	1
Hughes	0	0	9.00	3	0	0	0	0	2.0	5	2	2	1	3
Marte	0	0	0.00	1	0	0	0	0	0.0	2	0	0	0	0
Pettitte	1	0	1.42	1	1	0	0	0	6.1	3	1	1	1	7
Rivera	0	0	0.00	3	0	0	0	1	3.2	4	0	0	1	7
Robertson	1	0	0.00	1	0	0	0	0	1.0	1	0	0	0	0
Sabathia	1	0	1.35	1	1	0	0	0	6.2	8	2	1	1	8
<b>Totals</b>	<b>3</b>	<b>0</b>	<b>1.55</b>	<b>3</b>	<b>3</b>	<b>0</b>	<b>0</b>	<b>29.0</b>	<b>29</b>	<b>6</b>	<b>5</b>	<b>9</b>	<b>34</b>	<b>1</b>

TWINS:	AVG	G	AB	R	H	2B	3B	HR	RBI	BB	SO	SB
Cabrera	.154	3	13	1	2	0	0	0	0	2	3	1
Cuddyer	.429	3	14	0	6	0	0	0	1	0	2	0
Gómez	.000	1	4	1	0	0	0	0	0	1	2	0
Harris	.250	3	12	1	3	0	1	0	1	0	3	0
Kubel	.071	3	14	0	1	0	0	0	0	0	9	0
Mauer	.417	3	12	1	5	1	0	0	1	2	4	0
Morales	.000	1	3	0	0	0	0	0	0	0	2	0
Punto	.444	3	9	0	4	1	0	0	1	3	1	0
Span	.400	3	15	1	6	1	0	0	1	0	2	1
Tolbert	.200	2	5	0	1	0	0	0	0	0	1	0
Young	.083	3	12	1	1	1	0	0	0	1	5	1
<b>Totals</b>	<b>.257</b>	<b>3</b>	<b>113</b>	<b>6</b>	<b>29</b>	<b>4</b>	<b>1</b>	<b>0</b>	<b>5</b>	<b>9</b>	<b>34</b>	<b>3</b>

Pitchers:	W	L	ERA	G	GS	CG	SHO	SV	IP	H	R	ER	BB	SO
Blackburn	0	0	1.59	1	1	0	0	0	5.2	3	1	1	2	3
Duensing	0	1	9.64	1	1	0	0	0	4.2	7	5	5	1	3
Guerrier	0	0	0.00	2	2	0	0	0	2.0	0	0	0	0	2
Liriano	0	0	4.50	1	0	0	0	0	2.0	1	2	1	1	1
Mahay	0	0	5.40	3	0	0	0	0	1.2	0	1	1	1	2
Mijares	0	1	13.50	2	0	0	0	0	0.2	1	1	1	1	0
Nathan	0	0	9.00	2	0	0	0	0	2.0	5	2	2	1	2
Pavano	0	1	2.57	1	1	0	0	0	7.0	5	2	2	0	9
Rauch	0	0	6.75	3	0	0	0	0	1.1	1	1	1	2	0
<b>Totals</b>	<b>0</b>	<b>3</b>	<b>4.67</b>	<b>3</b>	<b>3</b>	<b>0</b>	<b>0</b>	<b>27.0</b>	<b>23</b>	<b>15</b>	<b>14</b>	<b>9</b>	<b>22</b>	<b>2</b>

### GAME 1 Wednesday, October 7 at New York

Minnesota 0 0 2 0 0 0 0 0 0 — 2 9 1

New York 0 0 2 1 3 0 1 0 x — 7 9 0

WP — Sabathia. LP — Duensing.

Sabathia, Hughes (7), Coke (8), Chamberlain (8), Rivera (9) and Posada.

Duensing, Liriano (5), Rauch (7), Mahay (8) and Mauer.

HR — Jeter, Matsui. T — 3:38. A — 49,464.

### GAME 2 Friday, October 9 at New York

Minnesota 0 0 0 0 0 1 0 2 0 0 — 3 12 1

New York 0 0 0 0 0 1 0 0 2 0 1 — 4 7 0

WP — Robertson. LP — Mijares.

Burnett, Chamberlain (7), Coke (7), Hughes (8), Rivera (9), Aceves (10), Marte

(11), Robertson (11) and Molina, Posada (7).

Blackburn, Mahay (6), Rauch (7), Guerrero (8), Nathan (9), Mijares (10) and Mauer.

HR — Rodriguez, Teixeira. T — 4:22. A — 50,006.

### GAME 3 Sunday, October 11 at Minnesota

New York 0 0 0 0 0 0 2 0 2 — 4 7 0

Minnesota 0 0 0 0 0 1 0 0 0 — 1 7 0

WP — Pettitte. LP — Pavano. Save — Rivera.

Pettitte, Chamberlain (7), Hughes (8), Rivera (8) and Posada.

Pavano, Guerrero (8), Mahay (9), Rauch (9), Mijares (9), Nathan (9) and Mauer.

HR — Rodriguez, Posada. T — 3:45. A — 54,735.





# 2010 AMERICAN LEAGUE DIVISION SERIES

TWINS VS. NEW YORK YANKEES

YANKEES:	AVG	G	AB	R	H	2B	3B	HR	RBI	BB	SO	SB
Berkman	.500	1	4	2	2	1	0	1	2	0	1	0
Cano	.333	3	12	3	4	0	1	0	1	0	0	0
Gardner	.200	3	10	1	2	0	0	0	1	1	3	1
Golson	.000	2	0	0	0	0	0	0	0	0	0	0
Granderson	.455	3	11	2	5	1	1	0	3	1	1	1
Jeter	.286	3	14	0	4	0	0	0	1	0	3	1
Posada	.273	3	11	2	3	0	0	0	2	1	4	0
Rodriguez	.273	3	11	1	3	0	0	0	1	1	2	1
Swisher	.333	3	12	3	4	2	0	1	1	1	1	0
Teixeira	.308	3	13	2	4	1	0	1	3	1	2	0
Thames	.286	2	7	1	2	0	0	1	2	1	1	0
<b>Totals</b>	<b>.314</b>	<b>3</b>	<b>105</b>	<b>17</b>	<b>33</b>	<b>5</b>	<b>2</b>	<b>4</b>	<b>17</b>	<b>7</b>	<b>18</b>	<b>4</b>

Pitchers:	W	L	ERA	G	GS	CG	SHO	SV	IP	H	R	ER	BB	SO
Hughes	1	0	0.00	1	1	0	0	0	7.0	4	0	0	1	6
Logan	0	0	0.00	2	0	0	0	0	1.0	1	0	0	0	0
Pettitte	1	0	2.57	1	1	0	0	0	7.0	5	2	2	1	4
Rivera	0	0	0.00	3	0	0	0	2	3.1	2	0	0	0	1
Robertson	0	0	0.00	2	0	0	0	0	0.2	0	0	0	0	1
Sabathia	1	0	4.50	1	1	0	0	0	6.0	5	4	3	3	5
Wood	0	0	4.50	3	0	0	0	0	2.0	4	1	1	2	3
<b>Totals</b>	<b>3</b>	<b>0</b>	<b>2.00</b>	<b>3</b>	<b>3</b>	<b>0</b>	<b>0</b>	<b>2</b>	<b>27.0</b>	<b>21</b>	<b>7</b>	<b>6</b>	<b>8</b>	<b>20</b>

TWINS:	AVG	G	AB	R	H	2B	3B	HR	RBI	BB	SO	SB
Cuddyer	.182	3	11	1	2	1	0	1	2	0	4	0
Hardy	.100	3	10	1	1	1	0	0	0	0	2	0
Hudson	.333	3	12	2	4	0	0	1	2	0	2	0
Kubel	.000	3	8	0	0	0	0	0	0	3	2	0
Mauer	.250	3	12	0	3	0	0	0	0	1	3	0
Repko	.000	1	0	0	0	0	0	0	0	0	0	0
Span	.308	3	13	0	4	0	0	0	0	0	0	0
Thome	.100	3	10	2	1	0	0	0	0	2	3	0
Tolbert	.000	1	0	0	0	0	0	0	0	2	0	0
Valencia	.222	3	9	1	2	1	0	0	2	1	3	0
Young	.333	3	12	1	4	3	1	0	0	1	1	0
<b>Totals</b>	<b>.216</b>	<b>3</b>	<b>97</b>	<b>7</b>	<b>21</b>	<b>3</b>	<b>1</b>	<b>2</b>	<b>6</b>	<b>8</b>	<b>20</b>	<b>0</b>

Pitchers:	W	L	ERA	G	GS	CG	SHO	SV	IP	H	R	ER	BB	SO
Baker	0	0	3.86	1	0	0	0	0	2.1	3	1	1	0	2
Capps	0	0	9.00	1	0	0	0	0	1.0	2	1	1	0	0
Crain	0	1	54.00	1	0	0	0	0	0.1	3	2	2	0	0
Duensing	0	1	13.50	1	1	0	0	0	3.1	7	5	5	1	1
Fuentes	0	0	0.00	2	0	0	0	0	2.2	1	0	0	0	2
Guerrier	0	0	0.00	2	0	0	0	0	1.2	1	0	0	1	2
Liriano	0	0	6.35	1	1	0	0	0	5.2	6	4	4	3	7
Mijares	0	0	0.00	3	0	0	0	0	1.1	0	0	0	1	0
Pavano	0	1	6.00	1	1	0	0	0	6.0	10	4	4	1	3
Rauch	0	0	0.00	2	0	0	0	0	1.2	0	0	0	0	1
<b>Totals</b>	<b>0</b>	<b>3</b>	<b>5.88</b>	<b>3</b>	<b>3</b>	<b>0</b>	<b>0</b>	<b>0</b>	<b>26.0</b>	<b>33</b>	<b>17</b>	<b>17</b>	<b>7</b>	<b>18</b>

### GAME 1 Wednesday, October 6 at Minnesota

New York 0 0 0 0 0 4 2 0 0 — 6 9 0

Minnesota 0 2 1 0 0 1 0 0 0 — 4 8 0

WP — Sabathia. LP — Crain. Save — Rivera.

Sabathia, Logan (7), Robertson (7), Wood (8), Rivera (8) and Posada.

Liriano, Mijares (6), Crain (7), Fuentes (7), Rauch (9) and Mauer.

HR — Cuddyer, Teixeira. T — 3:47. A — 42,032.

### GAME 3 Saturday, October 9 at New York

Minnesota 0 0 0 0 0 0 0 0 1 0 0 — 1 7 0

New York 0 1 1 3 0 0 0 1 0 x — 6 12 0

WP — Hughes. LP — Duensing.

Hughes, Wood (8), Logan (8), Robertson (8), Rivera (9) and Posada.

Duensing, Guerrier (4), Baker (5), Mijares (7), Fuentes (8) and Mauer.

HR — Thames, Swisher. T — 3:06. A — 50,840.

### GAME 2 Thursday, October 7 at Minnesota

New York 0 0 0 1 1 0 2 0 1 — 5 12 0

Minnesota 0 1 0 0 0 1 0 0 0 — 2 6 0

WP — Pettitte. LP — Pavano. Save — Rivera.

Pettitte, Wood (8), Rivera (9) and Posada.

Pavano, Mijares (7), Rauch (7), Guerrier (8), Capps (9) and Mauer.

HR — Berkman, Hudson. T — 2:59. A — 42,035.

POSTSEASON



Twins.....	3	0	1	0	0	0	0	0	0	0	—	4	9	1
Yankees.....	3	1	1	2	0	0	1	0	X	—	8	9	0	

Twins	AB	R	H	RBI
Brian Dozier, 2b.....	4	1	2	1
Joe Mauer, 1b.....	5	0	1	0
Jorge Polanco, ss.....	4	2	1	0
Eddie Rosario, lf-cf.....	3	1	1	2
Eduardo Escobar, 3b.....	4	0	2	0
Max Kepler, rf.....	3	0	1	0
Byron Buxton, cf.....	2	0	0	1
Zack Granite, cf.....	2	0	1	0
Chris Gimenez, c.....	0	0	0	0
Jason Castro, c.....	3	0	0	0
Ehire Adrianza, ph-lf.....	0	0	0	0
Robbie Grossman, dh.....	4	0	0	0
<b>Totals.....</b>	<b>35</b>	<b>4</b>	<b>9</b>	<b>4</b>

Yankees	AB	R	H	RBI
Brett Gardner, lf.....	4	3	2	1
Aaron Judge, rf.....	4	3	2	2
Gary Sánchez, c.....	4	1	2	0
Didi Gregorius, ss.....	3	1	1	3
Starlin Castro, 2b.....	4	0	0	0
Greg Bird, 1b.....	3	0	1	1
Aaron Hicks, cf.....	3	0	1	1
Jacoby Ellsbury, dh.....	4	0	0	0
Todd Frazier, 3b.....	4	0	0	0
<b>Totals.....</b>	<b>33</b>	<b>8</b>	<b>9</b>	<b>8</b>

E — Rosario. LOB — Twins 8, Yankees 6. 2B — Kepler, Sanchez. HR — Dozier, Rosario, Gregorius, Gardner, Judge. IBB — Gregorius. GDP — Mauer. SB — Buxton.

PITCHING

Twins	IP	H	R	ER	BB	SO
Ervin Santana.....	2.0	3	4	4	2	0
José Berrios (L).....	3.0	5	3	3	0	4
Trevor Hildenberger.....	1.1	1	1	1	2	0
Taylor Rogers.....	0.1	0	0	0	0	1
Alan Busenitz.....	0.1	0	0	0	1	0
Matt Belisle.....	1.0	0	0	0	0	0
<b>Totals.....</b>	<b>8.0</b>	<b>9</b>	<b>8</b>	<b>8</b>	<b>5</b>	<b>5</b>

Yankees	IP	H	R	ER	BB	SO
Luis Severino.....	0.1	4	3	3	1	0
Chad Green.....	2.0	1	1	1	2	4
David Robertson (W).....	3.1	3	0	0	1	5
Tommy Kahnle.....	2.1	0	0	0	0	1
Aroldis Chapman.....	1.0	1	0	0	0	3
<b>Totals.....</b>	<b>9.0</b>	<b>9</b>	<b>4</b>	<b>4</b>	<b>4</b>	<b>13</b>

WP — Robertson. IBB — Hildenberger. Umpires — Marquez, Winters, Cooper, Barksdale, Gibson, Túmpane.  
T — 3:51. A — 49,280. Weather — 62 degrees.



DID YOU Know?

...that Brian Dozier's leadoff home run in the 2017 AL Wild Card game marked the first time in baseball history that a given year's slate of Postseason games began with a home run.



# TWINS POSTSEASON RECORDS

## SERIES-BY-SERIES

YEAR	SERIES	OPPONENT	W	L
1965	WS	Los Angeles-NL	3	4
1969	ALCS	Baltimore	0	3
1970	ALCS	Baltimore	0	3
1987	ALCS	Detroit	4	1
	WS	St. Louis	4	3
1991	ALCS	Toronto	4	1
	WS	Atlanta	4	3
2002	ALDS	Oakland	3	2
	ALCS	Anaheim	1	4
2003	ALDS	New York-AL	1	3
2004	ALDS	New York-AL	1	3
2006	ALDS	Oakland	0	3
2009	ALDS	New York-AL	0	3
2010	ALDS	New York-AL	0	3
2017	ALWC	New York-AL	0	1

### ALL ROUNDS

	W	L
AL Wild Card Game (0-1 in series, 1 game)	0	1
AL Division Series (1-5 in series, 22 games)	5	17
AL Championship Series (2-3 in series, 21 games)	9	12
World Series (2-1 in series, 21 games)	11	10
<b>TOTAL (5-10 in series, 65 games)</b>	<b>25</b>	<b>40</b>

## RECORD BY OPPONENT

YEAR	ALWC	ALDS	ALCS	WS	TOTAL
Atlanta	--	--	--	4-3 (1-0)	4-3 (1-0)
Baltimore	--	--	0-6 (0-2)	--	0-6 (0-2)
Detroit	--	--	4-1 (1-0)	--	4-1 (1-0)
Los Angeles-AL	--	--	1-4 (0-1)	--	1-4 (0-1)
Los Angeles-NL	--	--	--	3-4 (0-1)	3-4 (0-1)
New York-AL	0-1 (0-1)	2-12 (0-4)	--	--	2-13 (0-5)
Oakland	--	3-5 (1-1)	--	--	3-5 (1-1)
St. Louis	--	--	--	4-3 (1-0)	4-3 (1-0)
Toronto	--	--	4-1 (1-0)	--	4-1 (1-0)

## POSTSEASON AWARDS

YEAR	SERIES	AWARD	PLAYER
1965	WS	World Series MVP	Sandy Koufax
1987	ALCS	Leland S. MacPhail, Jr. Award (ALCS MVP)	Gary Gaetti
	WS	World Series MVP	Frank Viola
1991	ALCS	Leland S. MacPhail, Jr. Award (ALCS MVP)	Kirby Puckett
	WS	World Series MVP	Jack Morris
2002	ALCS	Leland S. MacPhail, Jr. Award (ALCS MVP)	Adam Kennedy





# TWINS POSTSEASON RECORDS

## TEAM SINGLE-GAME RECORDS

### BATTING AND BASE-RUNNING

CATEGORY	RECORD	OPPONENT AND DATE
Runs	11, 2 times	last, ALDS Game 4 vs. Oakland, October 5, 2002
Fewest Runs	0, 4 times	last, ALCS Game 2 at Baltimore, October 5, 1969
Runs, Inning	7, 2 times	last, ALDS Game 4 vs. Oakland (4th), October 5, 2002
Hits	15, 2 times	last, WS Game 6 vs. St. Louis, October 24, 1987
Fewest Hits	3, 2 times	last, ALCS Game 2 at Baltimore, October 5, 1969
Extra-Base Hits	6, 4 times	last, ALDS Game 5 at Oakland, October 6, 2002
Singles	12, 2 times	ALCS Game 5 at Toronto, October 13, 1991
Doubles	5, 2 times	last, ALDS Game 5 at Toronto, October 13, 1991
Triples	2, 1 time	last, WS Game 5 at Atlanta, October 24, 1991
Home runs	2, 17 times	last, ALWC at New York, October 5, 2017
Walks	7, 2 times	last, ALDS Game 2 at New York, October 9, 2009
Strikeouts	13, 2 times	last, ALWC at New York, October 3, 2017
Stolen Bases	4, 1 time	ALCS Game 1 vs. Toronto, October 8, 1991
Runs in Shutout	2, 1 time	ALDS Game 1 at New York, October 5, 2004
Walk-off Wins	2 times	last, WS Game 7 vs. Atlanta, October 27, 1991

### PITCHING

CATEGORY	RECORD	OPPONENT AND DATE
Runs Allowed	14, 1 time	WS Game 5 at Atlanta, October 24, 1991
Fewest Runs Allowed	0, 2 times	last, ALDS Game 1 at New York, October 5, 2004
Runs Allowed, Inning	10, 1 time	ALCS Game 5 at Anaheim (7th), October 13, 2002
Hits Allowed	18, 2 times	last, ALCS Game 5 at Anaheim, October 13, 2002
Fewest Hits Allowed	4, 1 time	ALCS Game 1 vs. Anaheim, October 8, 2002
Extra-Base Hits Allowed	8, 2 times	last, WS Game 5 at Atlanta, October 24, 1991
Singles Allowed	14, 1 time	ALCS Game 5 at Anaheim, October 13, 2002
Doubles Allowed	6, 1 time	ALCS Game 3 vs. Baltimore, October 6, 1969
Triples Allowed	3, 1 time	WS Game 5 at Atlanta, October 24, 1991
Home Runs Allowed	4, 2 times	last, ALCS Game 5 at Anaheim, October 13, 2002
Walks Allowed	8, 2 times	last, WS Game 3 at Atlanta, October 22, 1991
Strikeouts	16, 1 time	ALDS Game 4 vs. New York, October 9, 2004
Stolen Bases Allowed	5, 1 time	WS Game 5 at St. Louis, October 22, 1987
Runs Allowed in Shutout	7, 1 time	WS Game 5 at Los Angeles, October 11, 1965
Complete Games	4 times	last, WS Game 7 vs. Atlanta (Morris - 10.0 IP), October 27, 1991
Walk-off Losses	6 times	last, ALDS Game 2 at New York, October 9, 2009

### FIELDING

CATEGORY	RECORD	OPPONENT AND DATE
Double Plays	3, 2 times	last, ALDS Game 1 at New York, October 5, 2004
Double Plays, Opponent	2, 11 times	last, ALDS Game 2 vs. New York, October 7, 2010
Errors	3, 2 times	last, ALDS Game 3 at Oakland, October 6, 2006
Errors, Opponent	3, 2 times	last, ALCS Game 4 at Detroit, October 11, 1987

### MISCELLANEOUS

CATEGORY	RECORD	OPPONENT AND DATE
Left on Base	17, 1 time	ALDS Game 2 at New York (11 inn.), October 9, 2009
Left on Base, Opponent	12, 2 times	last, ALDS Game 1 at Oakland, October 1, 2002
Longest Game, Innings	12, 3 times	last, ALDS Game 2 at New York, October 6, 2004
Longest Game, Time	4:22, 1 time	ALDS Game 2 at New York, October 9, 2009
Largest Margin of Victory	9, 2 times	last, ALDS Game 4 vs. Oakland (11-2), October 5, 2002
Largest Margin of Defeat	9, 2 times	last, WS Game 5 at Atlanta (14-5), October 24, 1991
Largest Crowd, Home	55,990, 1 time	ALCS Game 2 vs. Anaheim, October 9, 2002
Largest Crowd, Away	56,479, 1 time	ALDS Game 2 at New York, October 2, 2003





# TWINS POSTSEASON RECORDS

## INDIVIDUAL SINGLE-GAME RECORDS

### BATTING AND BASERUNNING

CATEGORY	RECORD	PLAYER	OPPONENT AND DATE
At-Bats	6	12, last Span/Kubel/Cuddyer	ALDS Game 2 at New York, October 9, 2009
Runs	4	Puckett	WS Game 6 vs. St. Louis, October 24, 1987
Hits	4	2, last Pierzynski	ALDS Game 1 at Oakland, October 1, 2002
Doubles	2	7, last Guzmán	ALDS Game 5 at Oakland, October 6, 2002
Triples	1	19, last Young	ALDS Game 5 vs. New York, October 7, 2010
Home Runs	2	Gaetti	ALCS Game 1 vs. Detroit, October 7, 1987
Grand Slams	1	2, last Hrbek	WS Game 6 vs. St. Louis, October 24, 1987
RBI	5	Gladden	WS Game 1 vs. St. Louis, October 17, 1987
Walks	3	2, last Puckett	WS Game 7 vs. Atlanta, October 27, 1991
Strikeouts	4	3, last Kubel	ALDS Game 2 at New York, October 9, 2009
Hitting Streak	9	2, last Mauer	October 4, 2006-Current

### PITCHING

CATEGORY	RECORD	PLAYER	OPPONENT AND DATE
Innings Pitched	10.2	Boswell	ALCS Game 2 at Baltimore, October 5, 1969
Strikeouts	9	Pavano	ALDS Game 3 vs. New York, October 11, 2009
Walks Allowed	7	Boswell	ALCS Game 2 at Baltimore, October 5, 1969
Earned Runs Allowed	7	Perry	ALCS Game 1 vs. Baltimore, October 3, 1970
Hits Allowed	10	3, last Pavano	ALDS Game 2 vs. New York, October 7, 2010
Home Runs Allowed	4	Reed	ALDS Game 3 vs. Oakland, October 4, 2002
Longest No-hit Bid (Innings)	4.2	Blackburn	ALDS Game 2 at New York, October 9, 2009

## LAST TIME IT HAPPENED...

#### TWINS BATTING:

Grand Slam	Hrbek, WS Game 6 vs. STL, 10/24/1987 (2 all-time)
Inside-the-Park Home Run	never
Pinch-hit Home Run	Davis, WS Game 3 at ATL, 10/22/1991 (2 all-time)
Four-hit Game	Pierzynski, ALDS Game 1 at OAK, 10/1/2002 (2 all-time)
Five-hit Game	never
Two Hits, One Inning	Mientkiewicz, ALDS Game 4 vs. OAK, 10/5/2002 (4th inning, 2 singles; 3 all-time)
Two-Homer Game	Gaetti, ALCS Game 1 vs. DET, 10/7/1987 (1 all-time)
Three-Homer Game	never
Back-to-back Home Runs	Cuddyer/Morneau, ALDS Game 2 vs. OAK 10/4/2006 (2 all-time)
Three-Homer Inning	never
Walk-off Home Run	Puckett, WS Game 6 vs. ATL, 10/26/1991 (1 all-time)
Leadoff Home Run	Dozier, ALWC at NYY, 10/3/2017 (1 all-time)
Consecutive HRs to Lead Off Game	never
Pitcher Home Run	Grant, WS Game 6 vs. LAD, 10/13/1965 (1 all-time)

#### TWINS PITCHING:

One-Hitter	never
Two-Hitter	never
10+ Innings Pitched	Morris (10.0 IP), WS Game 7 vs. ATL 10/27/1991 (1 all-time)
Complete Game	Morris, WS Game 7 vs. ATL 10/27/1991 (4 all-time)
Complete Game Shutout	Morris, WS Game 7 vs. ATL 10/27/1991 (1 all-time)

#### TWINS MISCELLANEOUS:

Triple Play	never
Position Player Pitching	never
Three or more Steals	never

#### OPPONENT BATTING:

Grand Slam	Cuellar, ALCS Game 1 vs. BAL, 10/3/1970 (1 all-time)
Inside-the-Park Home Run	Kotsay, ALDS Game 2 vs. OAK, 10/4/2006 (2 all-time)
Pinch-hit Home Run	never
Four-hit Game	Rodríguez, ALDS Game 2 at NYY, 10/6/2004 (7 all-time)
Five-hit Game	Blair, ALCS Game 3 vs. BAL, 10/6/1969 (1 all-time)
Two Hits, One Inning	Spiezo/Kennedy, ALCS Game 5 at ANA, 10/13/2002 (2 singles/single and home run; 2 all-time)
Two-Homer Game	Thomas, ALDS Game 1 vs. OAK, 10/3/2006 (2 all-time)
Three-Homer Game	Kennedy, ALCS Game 5 at ANA, 10/13/2002 (1 all-time)
Back-to-back Home Runs	Durham/Hatteberg, ALDS Game 3 vs. OAK 10/4/2002 (2 all-time)
Three-Homer Inning	Cuellar/Buford/Powell, ALCS Game 1 vs. BAL 10/3/1970 (1 all-time)
Walk-off Home Run	Teixeira, ALDS Game 2 at NYY, 10/9/2009 (1 all-time)
Leadoff Home Run	Jeter, ALDS Game 2 at NYY, 10/6/2004 (2 all-time)
Consecutive HRs to Lead Off Game	Durham/Hatteberg, ALDS Game 3 vs. OAK 10/4/2002 (1 all-time)
Pitcher Home Run	Cuellar, ALCS Game 1 vs. BAL, 10/3/1970 (1 all-time)

#### OPPONENT PITCHING:

One-Hitter	never
Two-Hitter	never
10+ Innings Pitched	McNally (11.0 IP), ALCS Game 2 at BAL 10/5/1969 (1 all-time)
Complete Game	Glavine, WS Game 2 vs. ATL 10/20/1991 (10 all-time)
Complete Game	McNally, ALCS Game 2 at BAL 10/5/1969 (4 all-time)

#### OPPONENT MISCELLANEOUS:

Triple Play	never
Position Player Pitching	never
Three or more Steals	Davis, WS Game 5 at LAD 10/11/1965 (1 all-time)



# TWINS POSTSEASON RECORDS

## HOME RUN DATA

### BACK-TO-BACK HOME RUNS

ROUND	PLAYERS	PITCHER(S)	OPPONENT AND DATE (INNING)
ALCS	Michael Cuddyer/Justin Morneau	Loaiza	Game 2 vs. Oakland, October 4, 2006 (6th)
ALCS	Harmon Killebrew/Tony Oliva	McNally	Game 2 vs. Baltimore, October 4, 1970 (4th)

### GRAND SLAMS

ROUND	PLAYER	PITCHER	OPPONENT AND DATE (INNING)
WS	Dan Gladden	Forsch	Game 1 vs. St. Louis, October 17, 1987 (4th)
	Kent Hrbek	Dayley	Game 6 vs. St. Louis, October 24, 1987 (6th)

### LEADOFF HOME RUNS

ROUND	PLAYER	PITCHER	OPPONENT AND DATE (INNING)
ALCS	Brian Dozier	Severino	at New York, October 3, 2017 (1st)

### MULTI-HOMER GAMES

ROUND	PLAYER	PITCHER(S)	OPPONENT AND DATE (# OF HOME RUNS)
ALCS	Gary Gaetti	Alexander	Game 1 vs. Detroit, October 7, 1987 (2)

### PINCH-HIT HOME RUNS

ROUND	PLAYER	PITCHER	OPPONENT AND DATE (INNING)
ALCS	Mike Pagliarulo	Timlin	Game 3 at Toronto, October 11, 1991 (10th)
WS	Chili Davis	Peña	Game 3 at Atlanta, October 22, 1991 (8th)

### FIRST POSTSEASON AT-BAT

ROUND	PLAYER	PITCHER	OPPONENT AND DATE (INNING)
ALWC	Brian Dozier	Severino	at New York, October 3, 2017 (1st)
	Eddie Rosario	Severino	at New York, October 3, 2017 (1st)
ALCS	Gary Gaetti	Alexander	Game 1 vs. Detroit, October 7, 1987 (2nd, 5th)
WS	Don Mincher	Drysdale	Game 1 vs. Los Angeles, October 6, 1965 (2nd)

### WALK-OFF HOME RUNS

ROUND	PLAYER	PITCHER	OPPONENT AND DATE (INNING)
WS	Kirby Puckett	Leibrandt	Game 6 vs. Atlanta, October 26, 1991 (11th)

## POSTSEASON GAMES DECIDED IN LAST AT-BAT

DATE	SERIES	OPPONENT	W/L	FINAL	RUNS SCORED	NOTES
<b>October 4, 1969</b>	<b>ALCS Game 1</b>	at BAL	L	3-4 (12)	1 in bot 12th	Blair bunt single off Perranoski
<b>October 5, 1969</b>	<b>ALCS Game 2</b>	at BAL	L	0-1 (11)	1 in bot 11th	Motton single off Perranoski
October 7, 1987	ALCS Game 1	vs. DET	W	8-5	4 in bot 8th	Puckett 2B, Baylor 1B, Brunansky 2B
October 10, 1987	ALCS Game 3	at DET	L	6-7	2 in bot 8th	Sheridan two-run homer off Reardon
October 11, 1991	ALCS Game 3	at TOR	W	3-2 (10)	1 in top 10th	Pagliarulo pinch-hit home run off Timlin
October 20, 1991	WS Game 2	vs. ATL	W	3-2	1 in bot 8th	Leius home run off Glavine
<b>October 22, 1991</b>	<b>WS Game 3</b>	at ATL	L	4-5 (12)	1 in bot 12th	Lemke single off Aguilera
<b>October 23, 1991</b>	<b>WS Game 4</b>	at ATL	L	2-3	1 in bot 9th	Willard sac fly off Bedrosian
<b>October 26, 1991</b>	<b>WS Game 6</b>	vs. ATL	W	4-3 (11)	1 in bot 11th	Puckett home run off Leibrandt
<b>October 27, 1991</b>	<b>WS Game 7*</b>	vs. ATL	W	1-0 (10)	1 in bot 10th	Larkin single off Peña
October 11, 2002	ALCS Game 3	at ANA	L	1-2	1 in bot 8th	Glaus home run off Romero
<b>October 6, 2004</b>	<b>ALDS Game 2</b>	at NYY	L	6-7 (12)	2 in bot 12th	Rodriguez 2B off Nathan, Matsui sac fly
October 9, 2004	ALDS Game 4*	vs. NYY	L	5-6 (11)	1 in top 11th	Rodriguez scores on Lohse wild pitch
<b>October 9, 2009</b>	<b>ALDS Game 2</b>	at NYY	L	3-4 (11)	2 in bot 11th	Teixeira two-run homer off Mijares

**BOLD** indicates walk-off \* indicates series clincher

## DID YOU Know?

...that Gary Gaetti and Eddie Rosario are the only two players in baseball history to homer in both their first major league at-bat and first Postseason at-bat. Gaetti and Tampa Bay's Evan Longoria (2008) are the only two players to homer in each of their first two career Postseason at-bats.



# TWINS POSTSEASON LEADERS

## ALL-TIME TOP FIVE

### BATTING

#### BATTING AVERAGE [min. 30 at-bats]

344	Steve Lombardozzi.....	1987
338	Michael Cuddyer.....	2002, 03, 04, 06, 09, 10
333	Brian Harper.....	1991
326	Chuck Knoblauch.....	1991
314	Tony Oliva.....	1965, 69, 70

#### AT-BATS

104	Dan Gladden.....	1987, 91
97	Kirby Puckett.....	1987, 91
91	Kent Hrbek.....	1987, 91
89	Greg Gagne.....	1987, 91
80	Torii Hunter.....	2002, 03, 04, 06

#### HITS

30	Kirby Puckett.....	1987, 91
29	Dan Gladden.....	1987, 91
25	Michael Cuddyer.....	2002, 03, 04, 06, 09, 10
24	Torii Hunter.....	2002, 03, 04, 06
19	Greg Gagne.....	1987, 91

#### HOME RUNS

5	Kirby Puckett.....	1987, 91
4	Greg Gagne.....	1987, 91
3	Gary Gaetti.....	1987
	Kent Hrbek.....	1987, 91
	Torii Hunter.....	2002, 03, 04, 06
	Harmon Killebrew.....	1965, 69, 70
	Tony Oliva.....	1965, 69, 70

#### WALKS

14	Harmon Killebrew.....	1965, 69, 70
11	Kent Hrbek.....	1987, 91
9	Dan Gladden.....	1987, 91
8	Tom Brunansky.....	1987
	Kirby Puckett.....	1987, 91

#### GAMES

24	Greg Gagne.....	1987, 91
	Dan Gladden.....	1987, 91
	Kent Hrbek.....	1987, 91
	Kirby Puckett.....	1987, 91
22	Michael Cuddyer.....	2002, 03, 04, 06, 09, 10

#### RUNS

17	Dan Gladden.....	1987, 91
16	Kirby Puckett.....	1987, 91
15	Torii Hunter.....	2002, 03, 04, 06
12	Greg Gagne.....	1987, 91
10	Tom Brunansky.....	1987
	Kent Hrbek.....	1987, 91

#### DOUBLES

8	Torii Hunter.....	2002, 03, 04, 06
8	Dan Gladden.....	1987, 91
5	Greg Gagne.....	1987, 91
	Jacque Jones.....	2002, 03, 04
	Tony Oliva.....	1965, 69, 70

#### RUNS BATTED IN

16	Kirby Puckett.....	1987, 91
15	Dan Gladden.....	1987, 91
12	Kent Hrbek.....	1987, 91
11	Tom Brunansky.....	1987
10	Greg Gagne.....	1987, 91

#### STRIKEOUTS

23	Jacque Jones.....	2002, 03, 04
22	Greg Gagne.....	1987, 91
21	Corey Koskie.....	2002, 03, 04
18	Michael Cuddyer.....	2002, 03, 04, 06, 09, 10
17	Kirby Puckett.....	1987, 91

### PITCHING

#### WINS

4	Jack Morris.....	1991
3	Bert Blyleven.....	1970, 87
	Frank Viola.....	1987
2	Mudcat Grant.....	1965
	Brad Radke.....	2002, 03, 04, 06

#### LOSSES

3	Jim Kaat.....	1965, 70
	Brad Radke.....	2002, 03, 04, 06
	Johan Santana.....	2002, 03, 04, 06
2	Brian Duensing.....	2009, 10
	Kyle Lohse.....	2002, 03, 04
	Carl Pavano.....	2009, 10
	Rick Reed.....	2002, 03

#### INNINGS PITCHED

36.1	Jack Morris.....	1991
35.0	Brad Radke.....	2002, 03, 04, 06
34.0	Johan Santana.....	2002, 03, 04, 06
31.1	Frank Viola.....	1987
28.1	Bert Blyleven.....	1970, 87

#### WALKS

10	Jack Morris.....	1991
	Johan Santana.....	2002, 03, 04, 06
9	Dave Boswell.....	1965, 69
	Scott Erickson.....	1991
8	Brad Radke.....	2002, 03, 04, 06
	Frank Viola.....	1987
	David West.....	1991

#### GAMES STARTED

6	Brad Radke.....	2002, 03, 04, 06
5	Jack Morris.....	1991
	Johan Santana.....	2002, 03, 04, 06
	Frank Viola.....	1987
4	Bert Blyleven.....	1970, 87
	Jim Kaat.....	1965, 70
	Kevin Tapani.....	1991

#### ERA (min. 10 innings)

1.35	Dave Boswell.....	1965, 69
1.65	Eric Milton.....	2002, 03
2.23	Jack Morris.....	1991
2.70	Jeff Reardon.....	1987
2.74	Mudcat Grant.....	1965

#### SAVES

5	Rick Aguilera.....	1991
3	Eddie Guardado.....	2002, 03
	Jeff Reardon.....	1987
1	Juan Berenguer.....	1987
	Joe Nathan.....	2004

#### STRIKEOUTS

32	Johan Santana.....	2002, 03, 04, 06
25	Frank Viola.....	1987
23	Bert Blyleven.....	1970, 87
22	Jack Morris.....	1991
17	Brad Radke.....	2002, 03, 04, 06





# IT'S WIN TIME



When the Twins hit the road, set sail on a thrilling adventure just south of the Twin Cities at Treasure Island Resort & Casino. Try your hand at blackjack or any of our 2,200 slot machines. Then break for a juicy steak at Tado or an all-you-can-eat feast at our buffet. Finally, end your day relaxing at our luxury resort and spa. Find your escape today.

[Tlcasino.com](http://Tlcasino.com) | 1-800-222-7077





# MINOR LEAGUES



# MINOR LEAGUE INFORMATION

## MINNESOTA TWINS – MINOR LEAGUE DEPT.

Target Field  
1 Twins Way  
Minneapolis, MN 55403  
P: (612) 659-3480 F: (612) 659-4026



## MINNESOTA TWINS – SPRING TRAINING

CenturyLink Sports Complex  
14110 Six Mile Cypress Pkwy.  
Fort Myers, FL 33912  
P: (239) 479-6400

## MINNESOTA TWINS MINOR LEAGUE SYSTEM

Director, Minor League Operations .....	Jeremy Zoll
Assistant Director, Minor League Operations.....	Alex Hassan
Senior Manager, Minor League Administration.....	Brian Maloney
Manager, Florida Operations .....	Victor Gonzalez
Assistant, Florida and Latin American Operations .....	Rafael Yanez
Assistant, Florida Operations.....	Brad McKenney

## MINOR LEAGUE INSTRUCTORS

Senior Advisor, Player Development.....	Joel Lepel
Senior Advisor, Player Development.....	Bob McClure
Minor League Field Coordinator.....	Edgar Varela
Pitching Coordinator.....	Pete Maki
Hitting Coordinator .....	Rick Eckstein
Hitting Instructor .....	Tony Oliva
Outfield Coordinator.....	Mike Quade
Catching Coordinator.....	Tanner Swanson
Minor League Infield and Baserunning Coordinator .....	Sam Perlozzo
Latin America Coordinator .....	Jose Marzan
Latin American Medical Coordinator .....	Axel Lopez
Minor League Athletic Training and Rehab Coordinator .....	Chad Jackson
Minor League Strength and Conditioning Coordinator.....	Ian Kadish
Equipment Manager.....	Dave Ringler

## TWINS 2017 ORGANIZATIONAL STANDINGS

TEAM	LEAGUE	LEVEL	WON-LOST	STANDINGS	GB/GA
Rochester	International	Triple-A	80-62 (North Division)	Tied Second	-6.5
Chattanooga <sup>^</sup>	Southern	Double-A	42-28 1st Half (North Division)	First	+5.0
			49-21 2nd Half (North Division)	First	+10.0
			91-49 Season Total (North Division)	First	+15.0
Ft. Myers&	Florida State	High-A	33-35 1st Half (South Division)	Third	-7.5
			42-25 2nd Half (South Division)	First	+4.0
			75-60 Season Total (South Division)	First	+0.5
Cedar Rapids*	Midwest	Low-A	39-31 1st Half (Western Division)	Second	-1.5
			36-34 2nd Half (Western Division)	Third	-6.0
			75-65 Season Total (Western Division)	Second	-5.0
Elizabethhton#	Appalachian	Rookie	41-27 (West Division)	First	+7.5
GCL Twins+	Gulf Coast	Rookie	35-23 (South Division)	First	+8.0
DSL Twins@	Dominican Summer League	Rookie	49-22 (South)	First	+5.0

<sup>^</sup> Chattanooga defeated Montgomery 3-2 to win the Southern League co-Championship.

& Ft. Myers lost 0-2 in the Florida State League Semifinals to Palm Beach.

\* Cedar Rapids lost 1-2 in the Midwest League Semifinals to Quad Cities.

# Elizabethhton defeated Pulaski 2-0 to win the Appalachian League Championship.

+ GCL Twins lost 0-1 in the Gulf Coast League Semifinals to GCL Nationals.

@ DSL Twins lost 1-2 in the Dominican Summer League Semifinals to DSL Dodgers2.

## TWINS MINOR LEAGUE STADIUMS PLAYING DIMENSIONS & LAST SEASON ATTENDANCE FIGURES

CITY	NAME	SURFACE	DIMENSIONS			2017 ATTENDANCE		
			LF	CF	RF	TOTAL	DATES	AVERAGE
Rochester	Frontier Field	Natural	335'	402'	325'	445,581	68	6,553
Chattanooga	AT&T Field	Natural	330'	400'	325'	209,948	66	3,181
Ft. Myers	Hammond Stadium	Natural	330'	405'	330'	121,438	60	2,024
Cedar Rapids	Veterans Memorial Stadium	Natural	315'	400'	325'	166,427	70	2,378
Elizabethhton	Joe O'Brien Field	Natural	339'	399'	322'	18,746	32	586
Ft. Myers (GCL Twins)	CenturyLink Sports Complex	Natural	330'	405'	330'			



# 2017 MINOR LEAGUE RECAP



## ROCHESTER (80-62, Triple-A, International League)

— The Red Wings finished tied for second in the International League North Division with a record of 80-62, missing out on a playoff berth on the last day of the season. 26 different players recorded an at-bat for Rochester in 2017, and 44 different players threw a pitch. First baseman Matt Hague finished first in the International League in hits with 149, and the Red Wings had five players finish with double-digit home runs. Catcher Mitch Garver earned postseason All-Star honors at his position with a .291 batting average that ranked eighth in the league and a .541 slugging percentage that ranked second, and Zack Granite became the first Red Wings outfielder since Jason Kubel in 2004 to become a postseason All-Star with a .338 batting average in 71 games and a month of June in which he batted .470. Right-handed pitcher Aaron Slegers led the league in wins (15), and paced the team in innings pitched (148.1) and strikeouts (119). Righty reliever Michael Tonkin had a 1.73 ERA over 41.2 innings, and left-handed starter David Hurlbut finished eighth in the league with a 3.44 ERA.



## CHATTANOOGA (91-49, Double-A, Southern League)

— The Lookouts finished the season atop the Southern League North Division with a league-best record of 91-49. They were crowned co-champions of the league along with the South Division champion Pensacola Blue Wahoos after Hurricane Irma prompted the cancellation of the Southern League Championship Series. Their division series against the Montgomery Biscuits went to a decisive fifth game, where first baseman Jonathan Rodriguez hit a walk-off two-run home run in the ninth inning to give the Lookouts a 3-2 victory. It marked Chattanooga's second championship in three years since becoming a Twins affiliate. First-year skipper Jake Mauer, promoted from Class-A Cedar Rapids after four seasons, earned Manager of the Year honors as the Lookouts collected 15 more wins than any other Southern League club. The pitching staff, led by Fernando Romero (11-9, 3.53) and Felix Jorje (10-3, 3.54), led the league in ERA (3.09) and saves (46). Rodriguez (.309) and outfielder Edgar Corino (.302) finished second and third in the league, respectively, in batting average, and Rodriguez's 21 home runs tied for second. MLB.com Pipeline's top Twins prospect entering the season, infielder Nick Gordon, tied for the league lead in triples (8) and tied for third in hits (140). LHP Nik Turley, LHP Randy Rosario, LHP Gabriel Moya, RHP Felix Jorje and RHP John Curtiss earned promotions to the big-league club over the course of the season.

## FT. MYERS (75-60, High-A, Florida State League)

— The Miracle finished with the best overall record in the FSL South after a third-place finish in the first half and a first-place second half. They were swept 2-0 in the South Division Playoffs by the Palm Beach Cardinals, falling short in an opportunity to earn a share of the league championship. The Miracle were paced offensively by shortstop Sean Miller (.262, 118 hits) and first baseman Zander Wiel (13 HR, 30 2B, 67 RBI), and outfielder Tanner English stole 29 bases in 33 attempts. Third baseman Chris Paul (.328, 18 2B) and outfielder Max Murphy (.307, 34 RBI) each hit well in half-seasons with the Miracle, and the squad was buoyed by the July arrival of 2017 CBA pick Brent Rooker (.280, 11 HR, 35 RBI in 40 games). Relievers Sam Clay (8-0, 1.38 ERA, 9 SV, 65.0 IP) and Tom Hackimer (4-0, 1.93 ERA, 7 SV, 37.1 IP) enjoyed breakout seasons behind a steady starting staff that included Brady Anderson (6-8, 4.06 ERA), Lewis Thorpe (3-4, 2.69) and Dereck Rodriguez (5-2, 2.51). Clay, Rodriguez, Paul and catcher Brian Navaretto (.210, 11 2B, 18 RBI) received mid-season All-Star bids.



## CEDAR RAPIDS (75-65, Low-A, Midwest League)

— The Kernels finished the regular season 75-65 and qualified for the postseason for the fifth consecutive year. In his first season as manager, Tommy Watkins led his team to a sweep of the Kane County Cougars in the first round before falling 2-1 to the Quad Cities River Bandits in the Western Division Championship Series. All-star first baseman Lewin Diaz put together a solid season, leading the team with a .292 batting average and slugging 12 home runs with an organization-best 33 doubles. The left side of the infield featured two more All-Stars, with Travis Blankenhorn (13 home runs, league-and-organization-best 11 triples) at third base and Jermaine Palacios (.320 average, 11 HR in 62 games) at shortstop. Catcher/DH Mitchell Kranson earned an All-Star nomination and mid-season promotion for a first half in which he batted .268 with 15 doubles and 21 RBI. The pitching staff was led by All-Stars Clark Beeker (11-3, 2.03) and Sean Poppen (6-2, 2.90). Aaron Whitefield had a team-best 33 stolen bases on a speedy team that paced the league with 57 triples, and closer Hector Lujan saved 17 games with a 1.33 ERA. Minnesota's first overall draft pick Royce Lewis batted .296 in 18 games after an August promotion from the GCL.



## ELIZABETHTON (41-27, Rookie Advanced, Appalachian League)

— The Elizabethton Twins won their first league title since 2012, sweeping the Pulaski Yankees in the Appalachian League Championship after a 41-27 regular season. Second baseman Jose Miranda had an All-Star summer, tying for the league lead in home runs with 11 and pacing the club with a .283 batting average. 18-year-old shortstop Wander Javier batted .299 in 41 games in his first full season, and first baseman J.J. Robinson hit nine home runs with 36 RBI in 40 games. After an August promotion, outfielder Akil Baddoo batted .357 with three home runs and 15 doubles in 33 games. Starter Edwar Colina (3-5, 3.34) was the team's lone pitching All-Star, but Jovani Moran (3-1, 0.36), Jared Finkel (2-1, 2.18) and Jose Martinez (5-1, 3.34) provided value out of the bullpen. Off the field, the Elizabethton City Council and the Twins organization agreed to an arrangement that will keep Minor League Baseball in the city for at least five more years.



## GCL TWINS (35-23, Rookie, Gulf Coast League)

— The GCL Twins finished first in the GCL South with a record of 35-23, 8.0 games ahead of the GCL Orioles, before falling to the GCL Nationals in the league semifinals. Their offense finished third in home runs (29) and RBI (257) and fifth in batting average (.253) but stole a league-high 88 bases. The pitching staff's 19 saves led the GCL, and they finished sixth in strikeouts (437) and second in batters walked (246). Right-handed starter Carlos Suniaga anchored the pitching staff, going 4-0 with a league-best 1.69 ERA in 11 appearances. Pedro Garcia was one of the GCL's Twins toughest relievers, appearing in 10 games with a 2.59 ERA and tying for the league lead with six wins. Outfielder Alex Robles collected a team-high 59 hits while hitting .324 on the season, and top draft selection Royce Lewis batted .271 with 38 runs scored in 36 games before a late-season promotion. First baseman Benjamin Rodriguez batted .290 and tied for the league lead with 40 RBI.

## DSL TWINS (49-22, Rookie, Dominican Summer League)

— The DSL Twins took first place in the DSL South with a 49-22 record, but fell in the league semifinals to the DSL Dodgers 2. Outfielder Alberoni Nuñez led the team with a .352 batting average and 38 RBI in 48 games, infielder Yeltsin Encarnacion hit eight triples with a .318 average, 17-year-old Junior Navas threw 18.2 scoreless innings and Frandy Torres saved 10 games with a 6-0 record and a 0.72 ERA. Infielders Agustin Marte (.299 average) and Estamy Urena (.306) were named All-Stars.



# TWINS MINOR LEAGUE COORDINATORS

## EDGAR VARELA

## MINOR LEAGUE FIELD COORDINATOR



Born August 9, 1980 in Los Angeles, CA...wife, Emely...sons, Eli and Evan...spent previous 10 seasons with the Pittsburgh organization, including 2017 in his first season as the Latin American Hitting Coordinator...managed the Gulf Coast League Pirates to a 22-34 record and a second-place finish in 2016...spent previous two seasons as the manager with Bristol...was a coach with Bradenton in 2013 after spending 2012 campaign with West Virginia...spent 2011 season with State College and 2009-2010 campaigns with West Virginia...began his coaching career in 2008 with the GCL Pirates...originally selected by the Chicago White Sox in the 31st round of the 2002 First-Year Player Draft and made professional debut with Bristol in the Appalachian League that summer...primarily a third baseman during his playing days, but also made several appearances at first base...traded to Diamondbacks on July 6, 2003 and spent parts of three seasons in Arizona's farm system...began 2006 campaign with the Reno Silver Sox in the independent Golden League...signed by Marlins as a minor league free agent on July 17, 2006 and finished playing career with Jupiter in Florida organization...is a 1998 graduate of San Gabriel (CA) High School...is also a baseball alumnus and graduate of Long Beach State University.

## PETE MAKI


## MINOR LEAGUE PITCHING COORDINATOR



Wife, Lisa...sons, Will and Cal...joins the Twins organization for his first season in 2018...spent previous two seasons at Duke University as an assistant coach...joined the Duke baseball staff in July of 2015 and served as the team's pitching coach...in 2016 Duke's pitching staff ranked fourth in the ACC with a 3.79 ERA, while three Blue Devil pitchers were selected in the 2016 MLB Draft...prior to Duke, served as an assistant coach at Columbia University from 2008 to 2011, and was promoted to associate head coach in 2012...the Lions had a pitcher taken in the MLB Draft in each of his final four seasons after sending a total of six pitchers to the draft in program history prior to his tenure...served as an assistant coach at the University of New Haven from 2006-07...is a 2004 graduate of Franklin & Marshall College in Lancaster, PA, where he lettered four seasons as a left-handed pitcher...graduated in 2004 with a bachelor's degree in psychology and sociology...as a senior, recorded six saves, posted a team-best 3.42 ERA and was named the squad's Cy Young award winner.

## RICK ECKSTEIN

## MINOR LEAGUE HITTING COORDINATOR



Born March 4, 1973...wife, Caroline...returns for his second season...previously with Twins in 2000 as the club's bullpen catcher and 2001 as the Twins minor league strength and conditioning coordinator...spent two seasons as an assistant coach with the University of Kentucky baseball team under head coach Gary Henderson...was the player information coach, assistant hitting coach and an advanced scout for the Los Angeles Angels in 2014...spent 2009-13 as the hitting coach for the Washington Nationals...was Triple-A assistant coach in Washington organization in 2008 and 2006, and held the same position in the St. Louis organization in 2007...was affiliated with USA Baseball from 2005-2008...served as bullpen coach for the United States during the 2006 World Baseball Classic and bench coach for the bronze-medal winning U.S. Olympic team in the 2008 Beijing Games...was appointed to bullpen catcher for MLB's Japan All-Star Tour in 2002...in the Montreal organization from 2004-05 as Double-A hitting coach in 2004 and extended spring training assistant coach in 2005...University of Georgia assistant coach 2002-03...Seminoles Community College assistant coach in 2000...Oviedo High School (FL) assistant coach from 1998-2000...in 1999 was a bullpen catcher and batting practice pitcher for Tampa Bay's Double-A affiliate...volunteer assistant with University of Florida from 1997-98 under head coach Gary Henderson...graduated from the University of Florida in 1997...ended playing career at UF due to injury in 1996...played three seasons at Seminole Community College from 1992-94...brother of former major league infielder David Eckstein.

## MIKE QUADE

## MINOR LEAGUE OUTFIELD COORDINATOR



Gregory Mike Quade (KWAH-dee)...born March 12, 1957 in Evanston, IL...resides in Bradenton, FL...entering his first season in this current role after four seasons as manager at Triple-A...Quade spent 2014 as a roving outfield and baserunning instructor for the New York Yankees...prior to that, he served as Chicago Cubs manager from 2010-11 where he posted a record of 95-104 (.472)...won his first game as a major league manager on August 23, 2010 at Washington, a 9-3 victory...was a Cubs coach from 2007-10, Triple-A Iowa (Cubs) manager from 2003-07, Oakland Athletics first base coach from 2000-02 and a minor league manager at various levels from 1985-99...he has a career minor league managerial record of 1,365-1,290 (.514) in 19 seasons...his 1,365 minor league wins is 12th among active managers heading into 2017...is a two-time Manager of the Year award winner (1991 for Double-A Harrisburg and 1993 for Triple-A Ottawa)...in 1999 led the Triple-A Vancouver Canadians to the Pacific Coast League championship and the Triple-A World Series championship...won the Midwest League title as West Michigan's (As) manager in 1996...won his 1,000th game as a minor league manager on April 18, 2004 with the Iowa Cubs in New Orleans...drafted by Pittsburgh in the 22nd round of the 1979 First-Year Player Draft...played college baseball for the University of New Orleans...spent five seasons in Pittsburgh's minor league system and ended his playing career in 1982...had a career .264 average with 45 doubles, 12 triples, five home runs and 128 RBI in 424 minor league games.



# TWINS MINOR LEAGUE COORDINATORS

## TANNER SWANSON


## MINOR LEAGUE CATCHING COORDINATOR



Wife, Laura...daughters, Tatum and Harper...spent 2017 with the Santa Clara baseball team as an assistant coach...spent previous five seasons at the University of Washington as a volunteer assistant coach...during his tenure, UW catchers have garnered three All-Pac-12 Conference selections...played a pivotal part in the last two Husky catchers being selected in the top three rounds of the MLB Draft...attended UW as a graduate manager for the 2011-2012 season and, after briefly ascending into the role of Director of Baseball Operations, moved in to a coaching position in the fall of 2012...prior to Washington was the head baseball coach at Green River Community College in Auburn, Washington, for the 2011 season...was a lecturer in the School of Physical Education and School Health while also serving as an assistant coach at his alma mater, Central Washington University (CWU), in 2010...in 2009, Swanson was an assistant coach at Everett Community College and in 2008, he taught and coached baseball at Sultan High School...grew up in Roslyn, Washington, where he attended Cle Elum-Roslyn High School, graduating in 2001...went to Green River for one season and Everett CC for another, earning All-NWAACC honors as a sophomore in 2003...transferred to CWU, where he was an academic all-conference selection... earned a Bachelor of Science in Physical Education and School Health from CWU.

## SAM PERLOZZO

## MINOR LEAGUE INFIELD AND BASERUNNING COORDINATOR



Samuel Benedict Perlozzo...wife, Beth...daughter, Mia (12/13/78), and son, Eric (9/7/84)...resides in Tampa, FL...begins his fifth season as the Twins minor league infield and baserunning coordinator...was third base coach/infield instructor (2011-12) and first base coach/baserunning instructor (2009-10) for the Philadelphia Phillies...was coach for the 2009 and 2010 NL All-Star teams...manager for the Baltimore Orioles from August 4, 2005 to June 18, 2007 with a record of 122-164...was bench coach (2001-05) and third base coach (1996-00) with Baltimore...third base coach for Seattle (1993-95, 2008), Cincinnati (1990-92) and New York Mets (1987-89)...minor league manager in the Mets organization from 1982-86 where he won three titles and never had a losing season...named Carolina League Manager of the Year with Lynchburg in 1983 and *Baseball America's* Manager of the Year in 1984...has a career minor league managerial record of 364-263 (.581)...1973 graduate of George Washington University with a BS in Physical Education...selected to GW's Sports Hall of Fame in 1986 and to GW's Sports Executive Hall of Fame in 2007...

originally signed by Minnesota on August 15, 1972 as a free agent...called up by the Twins in September 1977 and hit .292 in 10 games...was a five-time fielding champion in nine minor league seasons.

## JOSE MARZAN

## LATIN AMERICA OPERATIONS COORDINATOR



Born November 5, 1965...wife, Marvilla...sons, Jonah and Sebastian...resides in Ft. Myers, FL...begins 14th year as Latin America operations coordinator after managing Ft. Myers for five years (2000-04)...had a career record of 641-579 (.525) as a minor league manager...managed Single-A Quad City in 1999 and Single-A Ft. Wayne in 1998, leading both teams to the playoffs...has been affiliated with Twins organization for 23 years...managed Rookie Elizabethton 1996-97...coached for Single-A Ft. Myers in 1995 and managed Gulf Coast League Twins 1993-94...began coaching career in 1992 as coach for the GCL Twins...was selected by Minnesota in the 16th round of the 1987 First-Year Player Draft from Florida State University...named best defensive first baseman by California League managers while playing for Visalia in 1989...retired from playing after the 1991 season.

## CHAD JACKSON

## HEAD MINOR LEAGUE ATHLETIC TRAINER AND REHAB COORDINATOR



Born May 5, 1971...wife, Pauline...daughter, Payten...resides in Cape Coral, FL...begins his 17th season in the Twins organization and sixth as the minor league athletic training and rehab coordinator...spent the previous two seasons as the head trainer for Triple-A Rochester...prior to his time with the Red Wings spent six seasons with Double-A New Britain, one season with Single-A Quad Cities and two seasons with Rookie Elizabethton...also served as the head athletic trainer for Navigantes de Magallanes from 2005-08...interned for the Cubs (1996) and the Indians (2001)...earned a BA in Physical Education and Exercise Science with specialization in Athletic Training from John Carroll University (OH) in 1993...earned a Master's of Science in Physical Education with specialization in Athletic Training from Ohio University in 1995.

## IAN KADISH

## MINOR LEAGUE STRENGTH AND CONDITIONING COORDINATOR



Born August 29, 1988...wife, Emily...son, Knox...resides in Fort Myers, FL...enters first season as Twins Minor League Strength & Conditioning Coordinator...spent previous two seasons as minor league strength coach in Miami Marlins organization...prior to working for the Marlins, served as an intern for The Ohio State Football Strength & Conditioning program...played four seasons of professional baseball, three of which were in the Toronto Blue Jays organization...graduated from Marshall University in 2011...son of Scott and Melissa Kadish...one of four boys (Kendall - 27, Max - 25, and Cooper - 16).





# TRIPLE-A ROCHESTER

## ROCHESTER RED WINGS


International League - Triple-A (16th year)

2017 Record: 80-62 (T2nd in North)

One Morrie Silver Way  
Rochester, New York 14608  
(585) 454-1001  
FAX: (585) 454-1056

Stadium .....	Frontier Field
Capacity .....	10,840
Manager .....	Joel Skinner
Pitching Coach .....	Stu Cliburn
Hitting Coach .....	Chad Allen
Bullpen Coach .....	Mike McCarthy
Trainer .....	Chris Johnson
Strength and Conditioning Coach .....	Ryan Grose

President/CEO..... Naomi Silver  
General Manager..... Dan Mason  
Media Relations..... Nate Rowan



### JOEL SKINNER MANAGER

Named manager 12/19/17, replacing Mike Quade...born 2/21/61 in La Jolla, CA...entering his first season in the Twins organization...has managed 12 minor league seasons since 1995, combining to go 860-777, and

also served as interim manager of the Indians in 2002, leading Cleveland to a 35-41 record after Charlie Manuel was fired on July 11...was away from baseball in 2017 but spent the previous five seasons managing in the White Sox organization with Single-A Winston-Salem (2016) and Triple-A Charlotte (2012-15)...named Minor League Manager of the Year by *Baseball America* and The Sporting News while leading Triple-A Buffalo to the International League Governors' Cup Finals in 2000 and by USA Today Baseball Weekly in 1998 with Double-A Akron...won the 1995 New York-Penn League Championship with Short-A Watertown, earning Manager of the Year that season and in 1997 with Single-A Kinston of the Carolina League...managed Team USA at the All-Star Futures Game (2000), Double-A Akron (2010, 1998-99) and Single-A Columbus (1996)...was on Cleveland's staff as bench coach (2006), third base coach (2001-02, 03-05, 07-09) and catching instructor (1994) and also served as Oakland's bench coach in 2011...played parts of nine major league seasons with the White Sox (1983-86), Yankees (1987-88) and Indians (1989-91)...was originally drafted by Pittsburgh in the 37th round of the 1979 June Amateur Draft.



### STU CLIBURN PITCHING COACH

Born December 19, 1956...wife, Cyndi...resides in Ft. Myers, FL...returns to Rochester for the third consecutive season as the pitching coach where he also spent 2006-08...spent 14 seasons as pitching coach at the Twins Double-A affiliate, 1999-2005 and 2009-15...2018 marks his 27th season in the Twins organization...was pitching coach for

Single-A Ft. Myers in 1998 and was pitching coach for Wilmington of the Maryland Fall League in 1998...pitching coach for Single-A Ft. Wayne 1994-97...pitching coach for Scottsdale in 1996 Arizona Fall League...pitching coach for Rookie Elizabethton in 1993...pitching coach for California's Single-A affiliate Palm Springs 1991-92...selected by Pittsburgh in fourth round of the 1977 First-Year Player Draft from Delta State University (MS)...signed as free agent by California in 1982...was 9-3 with a 2.09 ERA and six saves in 1985...was the Angels Rookie of the Year by Baseball Writers Association of Southern California and finished fifth in American League Rookie of the Year voting that same season.

#### RECORD AS MANAGER

Year	Club	League	W	L	Pct.	Finish (Div./Overall)
1995	Watertown	New York-Penn	46	27	.630	3rd
1996	Columbus	South Atlantic	79	63	.556	4th
1997	Kinston	Carolina	87	53	.621	1st
1998	Akron	Eastern	81	60	.575	3rd
1999	Akron	Eastern	69	71	.489	7th
2000	Buffalo	International	86	59	.593	1st
2002	CLEVELAND	AMERICAN	35	41	.461	7th
2010	Akron	Eastern	71	71	.500	7th
2012	Charlotte	International	83	61	.576	3rd
2013	Charlotte	International	65	78	.455	12th
2014	Charlotte	International	63	81	.438	14th
2015	Charlotte	International	74	70	.514	7th
2016	Winston-Salem	Carolina	56	83	.403	6th
<b>Minor League Totals</b>			<b>860</b>	<b>777</b>	<b>.526</b>	
<b>Major League Totals</b>			<b>35</b>	<b>41</b>	<b>.461</b>	

#### POSTSEASON PLAY

Year	Club	League	W	L	Pct.	Finish
1995	Watertown	New York-Penn	2	1	.667	Champions
1996	Columbus	South Atlantic	2	3	.400	Lost to Savannah in 2nd round
1997	Kinston	Carolina	1	3	.250	Lost in finals
1998	Akron	Eastern	1	3	.250	Lost in 1st round
2000	Buffalo	International	1	3	.250	Lost in 1st round
2012	Charlotte	International	3	4	.429	Lost in finals
<b>Postseason Totals</b>			<b>10</b>	<b>17</b>	<b>.370</b>	



### CHAD ALLEN HITTING COACH

Born February 6, 1975...resides in Dallas, TX...begins his sixth season coaching at the professional level and third as hitting coach for Triple-A Rochester...spent the previous three seasons (2013-15) as the Twins Double-A hitting coach...played seven years in the major leagues, including three with the Twins from 1999-2001...had a career average of .269 with 14 home runs, 44 doubles, 84 RBI in 267 career major league games with Minnesota, Cleveland (2002), Florida (2003) and Texas (2004-05)...was originally selected by the Twins in the fourth round of the 1996 First-Year Player Draft out of Texas A&M University...returned to New Britain in 2013 where he debuted as a player in 1997...played 11 seasons in the minors, batting .307 with 219 doubles, 79 home runs and 559 RBI in 896 career games from 1996-2007.



### MIKE MCCARTHY BULLPEN COACH

Entering first season as a coach in the Twins organization...drafted in the 14th round by Boston in 2011...played six minor league seasons going 28-27, 4.57 ERA...native of Brentwood, CA...attended the California State University - Bakersfield...at CSUB, he was instrumental in building their baseball team from the ground up, including helping

to build and maintain the baseball field from its inception...field coordinator for Baseball Miracles, an organization that teaches baseball and softball to kids experiencing economic and environmental disadvantages.



## 2017 ROCHESTER FINAL STATISTICS

PLAYER	AVG	G	AB	R	H	2B	3B	HR	RBI	SF	SH	HB	BB	SO	SB	CS	E	OBP	
Adrianza, Ehire	.216	10	37	1	8	0	0	0	3	0	1	0	6	11	0	1	0	.326	
Berry, Quintin	.194	14	36	5	7	1	1	0	0	0	0	0	4	11	1	2	0	.275	
Buxton, Byron	.417	3	12	3	5	0	0	2	3	0	0	0	1	3	0	0	0	.462	
Corcino, Edgar	.224	20	58	2	13	1	1	0	3	0	0	0	1	14	0	0	0	.237	
Field, Tommy	.231	115	402	50	93	29	0	6	32	3	4	8	30	89	4	0	7	.296	
Garver, Mitch	.291	88	320	56	93	29	0	17	45	1	0	1	50	85	2	0	4	.387	
Gonzalez, Bengie	.229	67	201	15	46	6	3	0	15	2	1	0	19	34	2	2	3	.293	
Goodrum, Niko	.265	127	461	71	122	25	5	13	66	5	1	2	30	119	11	7	11	.309	
Granite, Zack	.338	71	284	46	96	16	4	5	29	0	4	1	24	34	15	6	1	.392	
Grossman, Robbie	.143	2	7	2	1	0	0	0	1	0	0	0	2	2	0	0	0	.333	
Hague, Matt	.297	136	502	64	149	30	0	10	65	10	0	6	61	75	8	2	5	.373	
Michael, Levi	.244	12	41	4	10	1	0	1	6	1	0	0	3	11	1	0	1	.289	
Murphy, John Ryan	.222	59	194	21	43	9	0	4	27	2	0	0	22	36	0	0	4	.298	
Palka, Daniel	.274	84	332	47	91	13	3	11	42	2	0	1	27	80	1	2	3	.329	
Park, ByungHo	.253	111	419	48	106	22	2	14	60	2	0	6	28	130	0	0	0	.308	
Paulino, Carlos	.063	5	16	2	1	0	0	0	0	0	2	0	1	8	0	0	1	.118	
Paulsen, Ben	.230	22	74	6	17	6	0	3	12	0	0	0	5	16	0	0	2	.278	
Recker, Anthony	.286	19	70	9	20	9	0	0	8	2	0	2	4	15	0	0	1	.333	
Reginato, Leonardo	.303	86	277	28	84	15	0	3	38	4	3	1	30	52	0	4	8	.369	
Rodriguez, Jonathan	.167	5	18	2	3	0	0	1	2	0	0	1	1	5	0	0	0	.250	
Shuck, J.B.	.299	123	424	41	110	26	4	4	37	6	1	3	41	43	4	1	3	.325	
Strausberger, Ryan	.074	11	27	2	2	1	0	0	2	0	0	0	3	11	0	1	0	.167	
Vargas, Kennys	.253	51	178	26	45	8	1	9	28	2	0	0	31	53	0	0	0	.360	
Vielma, Engelb	.206	87	296	36	61	12	2	0	17	5	1	1	11	72	2	5	9	.233	
Walker, Ryan	.000	2	3	0	0	0	0	0	0	0	0	0	0	0	0	0	0	.000	
<b>TEAM TOTAL</b>	<b>.261</b>	<b>142</b>	<b>4689</b>	<b>587</b>	<b>1226</b>	<b>259</b>	<b>26</b>	<b>103</b>	<b>541</b>	<b>47</b>	<b>18</b>	<b>33</b>	<b>435</b>	<b>1009</b>	<b>51</b>	<b>33</b>	<b>72</b>	<b>.326</b>	
<b>PITCHER</b>	<b>W</b>	<b>L</b>	<b>ERA</b>	<b>G</b>	<b>GS</b>	<b>CG</b>	<b>SH</b>	<b>SV</b>	<b>IP</b>	<b>H</b>	<b>R</b>	<b>ER</b>	<b>HR</b>	<b>HB</b>	<b>BB</b>	<b>SO</b>	<b>WP</b>	<b>BK</b>	<b>BAA</b>
Bard, Luke	0	0	3.46	8	0	0	0	0	13.0	13	5	5	1	1	4	21	0	0	.255
Baxendale, D.J.	1	3	2.98	29	4	0	0	1	54.1	54	24	18	2	1	15	40	4	0	.262
Berrios, Jose	3	0	1.13	6	6	0	0	0	39.2	24	8	5	2	0	8	39	0	0	.169
Boshers, Buddy	0	0	3.68	18	0	0	0	0	14.2	16	6	6	1	0	8	15	2	0	.281
Breslow, Craig	0	0	3.38	3	0	0	0	0	2.2	1	1	1	0	0	1	2	0	0	.111
Busenitz, Alan	3	0	1.78	24	0	0	0	2	35.1	19	7	7	0	2	10	39	6	0	.161
Chapman, Kevin	0	1	5.56	9	0	0	0	0	11.1	13	9	7	0	1	5	14	0	0	.283
Chargois, J.T.	0	0	0.00	2	0	0	0	1	2.2	1	0	0	0	0	1	2	0	0	.125
Colon, Bartolo	0	1	9.82	1	1	0	0	0	3.2	4	4	4	1	0	2	5	0	0	.267
Curtiss, John	0	0	1.85	18	0	0	0	6	24.1	11	5	5	0	0	10	33	3	0	.131
Eades, Ryan	2	0	1.13	2	1	0	0	0	8.0	6	1	1	0	0	2	9	1	0	.207
Enns, Dietrich	0	1	2.31	3	1	1	0	1	11.2	13	3	3	2	0	4	9	0	0	.289
Fernandez, Raul	0	0	3.72	7	0	0	0	0	9.2	11	4	4	2	1	1	6	0	0	.289
Gee, Dillon	3	1	2.00	5	5	0	0	0	27.0	24	6	6	1	3	3	20	0	0	.240
Gibson, Kyle	1	2	2.08	3	3	0	0	0	17.1	13	4	4	1	0	5	23	0	0	.206
Gonsalves, Stephen	1	2	5.56	5	4	0	0	0	22.2	27	14	14	4	0	8	22	0	0	.293
Haley, Justin	1	0	3.63	5	4	0	0	0	17.1	17	8	7	3	0	3	11	1	0	.258
Heston, Chris	0	3	10.00	8	6	0	0	0	27.0	56	32	30	8	0	15	12	2	0	.448
Hildenberger, Trevor	2	1	2.05	21	0	0	0	6	30.2	27	7	7	1	1	8	35	1	0	.235
Hughes, Phil	0	0	3.00	3	0	0	0	0	3.0	3	1	1	1	0	2	1	0	0	.250
Hurlbut, David	10	8	3.44	23	22	0	0	0	130.2	152	58	50	6	1	30	103	4	0	.292
Jorge, Felix	0	1	5.02	3	3	0	0	0	14.1	19	8	8	3	0	3	9	0	0	.339
Kohn, Michael	0	1	9.00	1	0	0	0	0	1.0	1	1	1	1	0	1	0	0	0	.333
Mejia, Adalberto	1	1	2.83	6	6	0	0	0	28.2	26	9	9	1	0	6	22	1	0	.241
Melotakis, Mason	2	0	4.07	21	0	0	0	1	24.1	22	11	11	1	2	12	23	3	0	.242
Melville, Tim	4	3	2.70	11	10	1	0	0	66.2	48	21	20	5	5	23	64	2	0	.199
Mickolio, Kam	0	1	4.00	7	0	0	0	1	9.0	4	4	4	1	0	4	3	1	0	.129
Pino, Yohan	0	5	4.89	10	5	1	0	0	35.0	39	19	19	7	0	7	25	1	0	.291
Pressly, Ryan	2	0	0.90	7	0	0	0	4	10.0	5	1	1	0	0	5	15	0	0	.152
Reed, Jake	1	0	2.05	22	0	0	0	5	30.2	24	7	7	1	2	11	25	4	0	.224
Reginato, Leonardo	0	0	0.00	1	0	0	0	0	2.0	0	0	0	0	0	0	1	0	0	.000
Rucinski, Drew	2	6	2.57	37	2	0	0	2	63.0	54	21	18	3	1	10	57	6	0	.231
Santiago, Hector	1	1	2.53	7	7	0	0	0	23.2	21	16	14	4	1	17	25	1	0	.233
Slegers, Aaron	15	4	3.40	24	24	1	1	0	148.1	154	59	56	11	2	29	119	6	2	.266
Stewart, Kohl	1	0	7.20	1	1	0	0	0	5.0	7	4	4	1	1	1	5	1	0	.333
Tepesch, Nick	1	3	5.59	6	5	0	0	0	29.0	36	24	18	6	1	9	27	0	0	.303
Tonkin, Michael	4	2	1.73	31	0	0	0	5	41.2	31	8	8	1	4	13	61	0	0	.205
Tracy, Matt	2	2	7.64	4	3	0	0	0	17.2	25	15	15	4	2	8	15	0	0	.333
Turley, Nik	5	4	2.66	18	10	0	0	0	67.2	58	24	20	4	2	22	79	4	0	.236
Wheeler, Jason	4	1	4.50	8	7	0	0	0	44.0	47	25	22	5	0	10	37	1	0	.272
Wilf, Adam	1	0	4.38	3	2	0	0	0	12.1	15	6	6	2	0	3	6	0	0	.300
Wimmers, Alex	7	3	3.23	34	0	0	0	7	47.1	33	17	17	5	0	11	48	2	0	.200
<b>TEAM TOTAL</b>	<b>80</b>	<b>62</b>	<b>3.39</b>	<b>142</b>	<b>142</b>	<b>4</b>	<b>10</b>	<b>42</b>	<b>1228.0</b>	<b>1174</b>	<b>507</b>	<b>462</b>	<b>102</b>	<b>34</b>	<b>350</b>	<b>1128</b>	<b>57</b>	<b>2</b>	<b>.252</b>





# DOUBLE-A CHATTANOOGA

## CHATTANOOGA LOOKOUTS

Southern League - Double-A (3rd year)  
 2017 Record: 91-49 (1st in North)  
 Southern League co-Champions

201 Power Alley  
 Chattanooga, TN 37402  
 (423) 267-4849  
 FAX: (423) 267-4258

President ..... Rich Mazingo  
 Media Relations ..... Dan Kopf  
 Stadium ..... AT&T Field  
 Capacity ..... 6,362

Manager ..... Tommy Watkins  
 Pitching Coach ..... Ivan Arteaga  
 Hitting Coach ..... Javier Valentin  
 Coach ..... Richard Salazar  
 Trainer ..... Alan Rail  
 Strength and Conditioning Coach ..... Phil Hart



### TOMMY WATKINS MANAGER

Named manager 12/19/17 replacing Jake Mauer...born June 18, 1980... resides in Ft. Myers, FL...begins his first season as manager for Double-A Chattanooga, and second as a minor league manager...spent the previous seven seasons as a coach in the Twins organization, including 2016 as hitting

RECORD AS MANAGER						
Year	Club	League	W	L	Pct.	Finish (Div/Overall)
2017	Cedar Rapids	Midwest	75	65	.536	2nd/2nd
<b>Minor League Totals</b>			<b>75</b>	<b>65</b>	<b>.536</b>	

POSTSEASON PLAY						
Year	Club	League	W	L	Pct.	Finish
2017	Cedar Rapids	Midwest	3	2	.600	Lost in Semis to Quad Cities
<b>Postseason Totals</b>			<b>3</b>	<b>2</b>	<b>.600</b>	

coach for Double-A Chattanooga...was hitting coach for the Twins Single-A affiliate from 2010-15...was selected by Minnesota in the 38th round of the 1998 First-Year Player Draft from Riverdale High School in Florida...played 12 seasons in the Twins organization and appeared in nine games for the Twins in 2007, playing a majority at third base prior to being disabled with a lower abdominal strain in late August...hit .248 with 134 doubles, 31 home runs, 290 RBI and 426 runs scored in the Twins minor league system from 1998-2009.



### JAVIER VALENTIN HITTING COACH

Born September 19, 1975 in Manati, PR...resides in Manati, PR...is the younger brother of former major league infielder Jose Valentin...begins fourth season as coach in the Twins organization, and second as hitting coach for Double-A Chattanooga...served as hitting coach for GCL Twins from 2015-16...drafted by the Twins in

the third round of 1993 First-Year Player Draft from Manati, PR...played 17 seasons of professional baseball and 10 in the majors, including four with the Twins from 1997-2002, one with Tampa Bay in 2003 and five with Cincinnati from 2004-09.



### IVAN ARTEAGA PITCHING COACH

Born June 20, 1972...wife, Angelica del Valle Guevara Diaz...sons, Ivan and Alexander, and daughter, Ashley...resides in Valencia, VZ...begins his third season as pitching coach for the Lookouts and 18th season as a pitching coach in the Twins organization...spent 2015 as pitching coach for Ft. Myers, 2014 at Cedar Rapids and 2013 as the Miracle pitching

coach...prior to that spent seven seasons as pitching coach at various levels for the Twins...was pitching coordinator at the Twins Venezuelan Academy and for the VSL Twins from 2001-05...was pitching coach for the Twins minor league team in the Dominican Summer League in 2004...pitched for Mets organization from 1997-98...pitched for Rockies organization from 1994-96...pitched for Expos organization from 1989-93...originally signed by Montreal as an undrafted free agent May 11, 1989.



### RICHARD SALAZAR COACH

Born September 6, 1981 in Caracas, VZ...begins first season as a coach in the Twins organization...spent previous 10 season playing in independent leagues, most recently with Rockland of the Canadian-American Association...in 10 seasons in independent ball, posted a record of 81-46 with a 3.71 ERA in 1076.0 innings...

pitched for Spain in the 2013 World Baseball Classic, threw 5.0 innings and didn't allow a run in his only appearance...played six seasons in the Baltimore organization, making it to as high as Triple-A Norfolk in 2007...made 180 appearances in the Orioles system, going 16-9 with a 3.78 ERA in 292.2 innings with 275 strikeouts and 143 walks...selected by Baltimore in the 13th round of the 2001 First-Year Player Draft out of Miami Dade Community College.



## 2017 CHATTAHOOGA FINAL STATISTICS

PLAYER	AVG	G	AB	R	H	2B	3B	HR	RBI	SF	SH	HB	BB	SO	SB	CS	E	OBP
Corcino, Edgar	.302	102	401	54	121	19	1	6	50	5	1	2	38	66	4	3	1	.361
English, Tanner	.129	24	62	11	8	2	1	0	3	1	2	1	8	26	6	1	0	.236
Gamache, Dan	.206	54	199	16	41	10	2	0	29	2	1	0	23	46	0	0	4	.286
Garcia, Kevin	.154	4	13	2	2	0	0	0	1	0	0	0	2	0	0	0	0	.267
Gonzalez, Jose	.156	25	77	9	12	1	0	1	6	1	0	1	9	28	0	1	0	.250
Gordon, Nick	.270	122	519	80	140	29	8	9	66	2	0	4	53	134	13	7	22	.341
Harrison, Travis	.178	83	276	34	49	20	1	3	26	2	1	12	44	98	4	2	2	.314
Michael, Levi	.264	88	295	45	78	14	1	6	43	0	1	12	33	85	7	4	2	.362
Molina, Nelson	.273	3	11	0	3	0	0	0	0	0	0	0	1	2	0	0	0	.333
Murphy, Max	.252	52	206	28	52	13	3	1	28	3	0	3	18	47	0	0	0	.317
Navarro, Brian	.206	29	102	11	21	2	0	2	10	1	2	2	9	18	0	0	3	.281
Olson, Brian	.200	5	15	1	3	1	0	0	1	0	0	2	0	9	0	0	0	.294
Paulino, Carlos	.350	26	80	11	28	5	0	0	11	2	1	2	12	12	0	0	2	.438
Perez, Alex	.272	40	125	21	34	5	0	0	11	4	0	3	25	27	0	0	3	.395
Rodriguez, Jonathan	.309	119	434	87	134	31	0	21	76	7	0	3	80	113	2	0	7	.414
Rohlfing, Dan	.142	66	225	21	32	3	1	4	18	2	1	1	22	98	0	0	4	.220
Strausborger, Ryan	.265	30	98	16	26	6	1	1	7	1	0	3	17	34	5	2	0	.387
Vielma, Engelb	.286	34	119	7	34	5	0	0	18	3	3	2	14	13	1	3	5	.362
Wade, LaMonte	.292	117	424	74	124	22	3	7	67	11	3	5	76	71	9	2	1	.397
Walker, Ryan	.234	108	376	48	88	13	6	3	35	5	0	4	51	85	12	4	7	.328
White, T.J.	.276	96	366	44	101	26	4	14	65	2	0	10	38	84	2	4	10	.358
Wilkins, Andy	.254	61	232	39	59	15	0	12	44	3	0	2	37	70	2	0	1	.358
<b>TEAM TOTAL</b>	<b>.255</b>	<b>140</b>	<b>4659</b>	<b>659</b>	<b>1190</b>	<b>242</b>	<b>32</b>	<b>90</b>	<b>615</b>	<b>57</b>	<b>16</b>	<b>74</b>	<b>610</b>	<b>1171</b>	<b>67</b>	<b>33</b>	<b>90</b>	<b>.347</b>

PITCHER	W	L	ERA	G	GS	CG	SH	SV	IP	H	R	ER	HR	HB	BB	SO	WP	BK	BAA
Anderson, Nick	2	1	1.07	29	0	0	0	9	33.2	19	4	4	0	1	7	37	1	0	.165
Bard, Luke	4	3	2.58	33	0	0	0	5	52.1	50	16	15	4	5	20	78	3	0	.250
Baxendale, D.J.	0	0	1.27	6	3	0	0	0	21.1	20	4	3	0	0	4	17	0	0	.253
Burdi, Nick	2	0	0.53	14	0	0	0	1	17.0	9	1	1	1	0	4	20	0	0	.161
Clay, Sam	1	0	15.43	3	0	0	0	0	2.1	2	4	4	0	0	13	4	2	0	.250
Clemens, Paul	3	0	2.87	17	8	0	0	2	53.1	47	21	17	5	5	23	42	5	0	.240
Curtiss, John	2	0	0.72	21	0	0	0	13	25.0	12	3	2	0	0	12	35	3	0	.140
Eades, Ryan	4	3	3.63	28	8	0	0	0	79.1	59	33	32	3	2	31	58	2	0	.209
Fernandez, Raul	3	2	4.23	21	0	0	0	1	38.1	39	19	18	6	2	23	43	4	0	.273
Gonsalves, Stephen	8	3	2.68	15	15	0	0	0	87.1	67	28	26	7	4	23	96	5	0	.207
Jay, Tyler	0	0	4.50	2	0	0	0	0	2.0	1	1	1	1	0	3	2	1	0	.143
Jorge, Felix	10	3	3.54	22	22	0	0	0	134.2	142	57	53	11	2	37	99	4	1	.273
LeBlanc, Randy	5	4	3.99	19	11	0	0	0	79.0	89	38	35	1	4	24	49	4	0	.292
Littell, Zack	5	0	2.81	7	7	0	0	0	41.2	33	16	13	1	5	18	33	3	1	.223
McIver, Anthony	1	0	0.00	3	0	0	0	0	6.0	3	0	0	0	0	2	5	0	0	.136
Melotakis, Mason	3	1	2.42	21	0	0	0	5	26.0	15	9	7	2	1	9	31	2	1	.163
Moya, Gabriel	2	0	0.61	13	0	0	0	7	14.2	8	1	1	1	0	3	19	0	0	.157
Muren, Alex	2	0	3.00	8	0	0	0	0	15.0	16	5	5	2	0	4	13	1	0	.281
Murphy, Max	1	0	0.00	1	0	0	0	0	1.0	0	0	0	0	0	1	1	0	0	.000
Perez, Alex	0	0	0.00	1	0	0	0	0	2.0	0	0	0	0	0	1	0	0	0	.000
Perkins, Glen	0	1	6.75	3	0	0	0	0	2.2	1	2	2	0	0	3	3	0	0	.125
Pino, Yohan	1	1	2.57	3	1	0	0	0	7.0	5	2	2	1	0	0	8	0	0	.200
Reed, Jake	1	0	2.45	5	0	0	0	1	7.1	4	2	2	0	1	6	8	1	0	.154
Rodriguez, Dereck	5	4	3.94	15	13	0	0	0	75.1	74	36	33	9	3	27	62	4	0	.255
Romero, Fernando	11	9	3.53	24	23	1	1	0	125.0	124	59	49	4	10	45	120	4	1	.256
Rosario, Randy	1	0	4.08	32	0	0	0	1	57.1	57	29	26	4	3	23	45	4	0	.261
Stashak, Cody	0	0	0.00	3	0	0	0	0	6.0	4	0	0	0	0	0	10	0	0	.190
Steele, Keaton	0	0	1.29	4	0	0	0	1	7.0	7	3	1	0	0	2	3	1	0	.280
Stewart, Kohl	5	6	4.09	16	16	0	0	0	77.0	72	41	35	4	4	45	52	13	0	.253
Thorpe, Lewis	1	0	6.00	1	1	0	0	0	6.0	5	4	4	2	0	2	7	0	0	.217
Tracy, Matt	3	4	4.04	13	9	0	0	0	62.1	63	34	28	6	2	22	53	0	0	.269
Turley, Nik	0	1	0.37	5	3	1	0	0	24.1	6	1	1	0	1	7	45	0	0	.078
Van Steensel, Todd	5	3	1.38	36	0	0	0	0	58.2	42	9	9	0	5	25	59	5	0	.207
<b>TEAM TOTAL</b>	<b>91</b>	<b>49</b>	<b>3.09</b>	<b>140</b>	<b>140</b>	<b>2</b>	<b>15</b>	<b>46</b>	<b>1248.0</b>	<b>1095</b>	<b>482</b>	<b>429</b>	<b>75</b>	<b>60</b>	<b>469</b>	<b>1157</b>	<b>72</b>	<b>4</b>	<b>.237</b>

MINOR LEAGUES

### TWINS SUPPORTING & MINOR LEAGUE DIRECTORS

#### Scouting Directors

Sean Johnson	2017-present
Deron Johnson	2008-2016
Mike Radcliff	1994-2007
Larry Corrigan	1992-93
Terry Ryan	1986-91
George Brophy	1970-85
Sherry Robertson	1961-69

#### Minor League Directors

Jeremy Zoll	2017-present
Brad Steil	2013-17
Jim Rantz	1986-2012
George Brophy	1970-85
Sherry Robertson	1961-69






# SINGLE-A FT. MYERS

**FT. MYERS MIRACLE**  
 Florida State League - Single-A (27th year)  
 2017 Record: 75-60 (1st in South)

14400 Six Mile Cypress Parkway  
 Ft. Myers, FL 33912  
 (239) 768-4210  
 FAX: (239) 768-4211

President/General Manager ..... Chris Peters  
 Media Relations ..... Marshall Kerner  
 Stadium ..... Hammond Stadium  
 Capacity ..... 8,730  
 Manager ..... Ramon Borrego

Pitching Coach ..... Henry Bonilla  
 Hitting Coach ..... Steve Singleton  
 Trainer ..... Steve Taylor  
 Strength and Conditioning Coach ..... Jacob Dean



## RAMON BORREGO MANAGER

Named manager 12/19/17, replacing Doug Mientkiewicz...born June 7, 1978 in Maracay, VZ...resides in Mariara, Carabobo, VZ...begins his eighth season as a manager in the Twins organization, and first with Ft. Myers...spent previous seven seasons as manager of the GCL Twins after coaching the GCL Twins in


2010...was the field manager of the Twins Dominican Republic Baseball Academy in 2009...was the coach of the Twins Venezuelan Baseball Academy from 2004-08...was a player in the Twins organization from 1996-2002...originally signed by Minnesota as an undrafted free agent October 9, 1995.

### RECORD AS MANAGER

Year	Club	League	W	L	Pct.	Finish
2009	DSL Twins	DR Academy	46	23	.667	3rd in division
2011	GCL Twins	Gulf Coast	31	29	.517	2nd in division
2012	GCL Twins	Gulf Coast	33	27	.550	2nd in division
2013	GCL Twins	Gulf Coast	33	27	.467	3rd in division
2014	GCL Twins	Gulf Coast	23	37	.383	4th in division
2015	GCL Twins	Gulf Coast	27	32	.458	3rd in division
2016	GCL Twins	Gulf Coast	39	29	.574	2nd in division
2017	GCL Twins	Gulf Coast	35	23	.603	1st in division
<b>Minor League Totals</b>			<b>232</b>	<b>204</b>	<b>.532</b>	

### POSTSEASON PLAY


Year	Club	League	W	L	Pct.	Finish
2017	GCL Twins	Gulf Coast	0	1	.000	Lost in Semis to Nationals
<b>Postseason Totals</b>			<b>0</b>	<b>1</b>	<b>.000</b>	



## STEVE SINGLETON HITTING COACH

Born September 12, 1985 in San Francisco, CA...begins his second season as a coach with Single-A Ft. Myers...spent 2016 as the hitting coach for the GCL Twins...played parts of six seasons in the minor leagues in the Twins and Phillies systems...combined to hit .281 (673-for-2397) with 156 doubles, 27 triples, 38 home runs and 262 RBI in 654

minor league games...was a 2008 Midwest League All-Star, 2009 Florida State League All-Star and 2010 MLB.com organizational All-Star...attended the University of San Diego...originally drafted by the Twins in the 11th round of the 2006 First-Year Player Draft.



## HENRY BONILLA PITCHING COACH

Born August 16, 1978 in San Salvador, El Salvador...wife, Leslie...son, Daylen...resides in Greensboro, NC...begins his seventh season as a coach at the professional level and third with Ft. Myers...spent 2015 as pitching coach with Cedar Rapids and the previous two in the same position with Rookie Elizabethton...spent 2012 as a pitching coach for the GCL Twins...pitched in 10 minor league seasons, including seven with Minnesota (2000-06), two with the Los Angeles Angels (2007-08) and one with the Los Angeles Dodgers (2009)...went 41-50, 4.23 ERA (676.1 IP, 318 ER) with 415 strikeouts and 209 walks during his time in the Twins organization...played in the Midwest League All-Star Game in 2001 for Quad Cities and later named to Midwest League Postseason All-Star team...selected in the eighth round of the 2000 First-Year Player Draft by Minnesota...1996 graduate of Galena (NV) High School...attended Lassen (CA) CC and Tulane (LA) University.

## MINOR LEAGUE TRAINERS

Head Minor League Trainer/Rehab Coordinator ..... Chad Jackson  
 Rochester Red Wings ..... Chris Johnson  
 Chattanooga Lookouts ..... Alan Rail  
 Ft. Myers Miracle ..... Steve Taylor

Cedar Rapids Kernels ..... Davey LaCrox  
 Elizabethton Twins ..... Ben Myers  
 GCL Twins ..... Matt Kalies  
 DSL Twins ..... Carlos Frias, Wladimir Morales



## 2017 FT. MYERS FINAL STATISTICS

PLAYER	AVG	G	AB	R	H	2B	3B	HR	RBI	SF	SH	HB	BB	SO	SB	CS	E	OBP	
Adrianza, Ehire	.400	3	15	5	6	2	0	0	1	0	0	0	0	0	1	0	0	.400	
Alvarez, Jhon	.000	1	3	0	0	0	0	0	0	0	0	0	0	0	0	0	0	.000	
Arraez, Luis	.385	3	13	1	5	0	1	0	1	0	0	0	0	0	0	0	0	.385	
Cronin, Joe	.333	1	3	0	1	0	0	0	0	0	0	0	1	0	0	0	0	.333	
Davis, Jaylin	.237	59	215	26	51	8	2	3	25	2	0	4	12	70	1	1	1	.288	
English, Tanner	.215	92	298	49	64	16	4	8	42	2	4	10	42	113	29	4	1	.330	
Garcia, Kevin	.254	58	193	22	49	0	1	0	16	2	2	1	18	22	3	1	2	.318	
Granite, Zack	.368	5	19	2	7	1	1	0	1	0	0	0	2	2	3	0	0	.429	
Hazard, Justin	.125	2	8	0	1	0	0	0	0	0	0	0	1	0	0	0	0	.125	
Hutcheon, Dane	.000	4	9	0	0	0	0	0	0	0	0	0	2	0	0	0	0	.000	
Kennedy, Shane	.209	42	139	22	29	5	2	2	14	1	0	3	20	60	10	4	5	.319	
Kihle, Daniel	.206	44	141	10	29	8	0	4	18	2	0	3	13	39	2	0	1	.283	
Kranson, Mitchell	.254	58	213	26	54	8	0	4	27	3	1	2	20	32	0	1	2	.319	
Lopez, Brandon	.263	59	213	29	56	9	1	0	26	4	3	7	30	56	0	1	4	.366	
Miller, Sean	.262	122	451	51	118	17	2	2	38	4	3	3	23	81	3	7	10	.299	
Molina, Nelson	.243	84	284	35	69	8	4	4	33	1	1	3	14	45	4	2	9	.285	
Montesino, Ariel	.400	2	5	0	2	0	0	0	1	0	0	0	1	1	0	0	0	.500	
Murphy, Max	.307	78	300	52	92	16	3	5	34	2	0	12	30	76	9	2	0	.390	
Navarreto, Brian	.210	65	219	20	46	11	0	2	18	2	2	3	11	45	1	1	3	.255	
Olson, Brian	.300	3	10	1	3	0	0	0	0	0	0	0	0	3	0	0	0	.300	
Palacios, Jermaine	.269	62	245	30	66	8	4	2	28	3	2	3	10	53	11	7	9	.303	
Paul, Chris	.328	61	238	35	78	18	2	4	32	3	1	7	15	44	1	5	10	.380	
Perez, Alex	.252	56	202	26	51	7	1	0	15	0	0	2	26	49	1	3	6	.343	
Rooker, Brent	.280	40	143	23	40	6	0	11	35	0	0	3	16	47	0	0	1	.364	
Scoggins, Casey	.213	17	61	8	13	3	0	0	4	0	0	0	11	12	3	3	2	.333	
Strong, Bradley	.250	25	92	11	23	4	0	2	10	0	1	0	8	28	5	1	1	.310	
Valera, Rafael P	.212	42	137	18	29	3	4	1	11	2	2	4	14	38	1	2	4	.299	
Vavra, Trey	.132	32	106	11	14	2	0	1	8	1	0	7	12	31	0	0	2	.262	
Wiel, Zander	.250	128	452	59	113	30	6	13	67	6	0	6	62	104	8	2	14	.344	
<b>TEAM TOTAL</b>	<b>.251</b>	<b>135</b>	<b>4427</b>	<b>572</b>	<b>1109</b>	<b>190</b>	<b>38</b>	<b>68</b>	<b>505</b>	<b>40</b>	<b>22</b>	<b>83</b>	<b>410</b>	<b>1055</b>	<b>96</b>	<b>47</b>	<b>102</b>	<b>.323</b>	
PITCHER	W	L	ERA	G	GS	CG	SH	SV	IP	H	R	ER	HR	HB	BB	SO	WP	BK	BAA
Anderson, Brady	6	8	4.06	27	18	0	0	0	113.0	133	57	51	16	5	25	58	10	0	.294
Anderson, Chris	0	1	18.90	3	3	0	0	0	10.0	29	22	21	2	3	6	8	4	0	.527
Anderson, Nick	2	0	0.89	15	0	0	0	2	20.1	13	2	2	0	0	3	20	2	0	.186
Beeker, Clark	1	1	7.80	3	3	0	0	0	15.0	27	13	13	3	3	6	9	0	0	.391
Booser, Cam	0	0	3.38	3	0	0	0	0	2.2	0	1	1	0	2	7	0	0	0	.000
Clay, Sam	8	0	1.38	40	0	0	0	9	65.0	42	11	10	0	8	32	63	2	0	.190
Del Rosario, Eduardo	1	2	7.04	5	4	0	0	0	23.0	21	19	18	4	3	14	11	1	0	.247
Droz, Jonny	1	0	2.83	18	0	0	0	3	28.2	32	14	9	0	2	8	19	2	0	.294
Fischer, David	4	8	4.29	22	15	0	0	0	79.2	64	40	38	6	13	55	67	4	0	.228
Garcia, Kevin	0	1	3.38	1	0	0	0	0	2.2	2	1	1	1	0	1	1	1	0	.222
Hackimer, Tom	4	0	1.93	27	0	0	0	7	37.1	19	10	8	0	7	19	43	1	0	.148
Haley, Justin	0	0	0.00	1	1	0	0	0	2.0	1	0	0	0	0	1	2	0	0	.200
Jay, Tyler	3	0	1.50	3	0	0	0	0	6.0	4	1	1	0	1	0	10	1	0	.182
Kohn, Michael	1	0	0.00	7	0	0	0	1	7.0	5	0	0	0	0	2	10	0	0	.192
LeBlanc, Randy	2	2	2.82	8	8	0	0	0	44.2	49	14	14	0	5	11	32	2	0	.288
Marzi, Anthony	0	1	1.50	1	1	0	0	0	6.0	4	1	1	0	0	2	5	0	0	.182
McIver, Anthony	5	2	2.26	28	6	0	0	1	63.2	73	18	16	0	2	21	50	1	0	.285
Muren, Alex	2	2	2.25	25	0	0	0	4	36.0	34	10	9	1	0	10	37	3	0	.250
Perkins, Glen	0	0	10.12	3	1	0	0	0	2.2	4	3	3	1	0	1	4	0	0	.333
Poppen, Sean	3	2	3.63	11	11	0	0	0	52.0	57	23	21	0	3	8	41	2	1	.277
Ramirez, Williams	3	1	2.98	39	0	0	0	0	60.1	43	20	20	0	5	34	65	7	0	.211
Robinson, Alex	4	0	4.67	13	0	0	0	0	17.1	14	9	9	1	0	13	27	3	0	.233
Rodriguez, Dereck	5	2	2.51	11	11	1	0	0	68.0	59	22	19	7	4	11	59	6	0	.238
Rosario, Randy	0	0	0.00	2	0	0	0	0	3.2	2	0	0	0	1	0	3	0	0	.182
Stashak, Cody	3	4	3.89	16	16	0	0	0	83.1	72	40	36	7	4	20	72	5	0	.236
Steele, Keaton	2	6	5.24	17	8	0	0	0	56.2	75	35	33	5	2	14	30	4	0	.323
Theofanopoulos, Michael	5	2	3.76	37	0	0	0	2	67.0	62	28	28	4	3	24	77	4	0	.245
Thorpe, Lewis	3	4	2.69	16	15	0	0	0	77.0	62	27	23	3	2	31	84	12	1	.225
Vasquez, Andrew	3	1	1.51	23	0	0	0	2	35.2	32	9	6	0	6	11	52	0	0	.241
Wells, Lachlan	4	10	3.98	16	14	1	0	0	81.1	76	42	36	11	2	19	68	3	0	.243
<b>TEAM TOTAL</b>	<b>75</b>	<b>60</b>	<b>3.45</b>	<b>135</b>	<b>135</b>	<b>2</b>	<b>11</b>	<b>31</b>	<b>1167.2</b>	<b>1110</b>	<b>492</b>	<b>447</b>	<b>72</b>	<b>86</b>	<b>409</b>	<b>1027</b>	<b>80</b>	<b>2</b>	<b>.254</b>

MINOR LEAGUES





# SINGLE-A CEDAR RAPIDS

## CEDAR RAPIDS KERNELS

Midwest League - Single-A (5th year)  
2017 Record: 75-65 (2nd in Western)

950 Rockford Road SW  
Cedar Rapids, Iowa 52404  
(319) 363-3887  
FAX: (319) 363-5631

President ..... Greg Seyfer  
Chief Executive Officer ..... Doug Nelson  
General Manager ..... Scott Wilson  
Play-by-Play Radio ..... Chris Kleinhans-Schultz  
Play-by-Play Radio ..... Morgan Hawk

Baseball Communications/Media Relations ..... Andrew Pantini  
Stadium ..... Veterans Memorial Stadium  
Capacity ..... 5,300  
Manager ..... Toby Gardenhire  
Pitching Coaches ..... Cibney Bello and Justin Willard  
Hitting Coach ..... Brian Dinkelman  
Trainer ..... Davey LaCroix  
Strength and Conditioning Coach ..... Travis Koon



**TOBY GARDENHIRE**  
MANAGER


Named manager 12/19/17, replacing Tommy Watkins...begins first season as a manager in the Twins organization...2017 was first season a coach in the Twins organization, serving as third base coach for Triple-A Rochester and as hitting coach for GCL Twins...head coach at UW-Stout from 2012-16...finished with an 81-117 overall record...during his tenure Stout earned 14 All-WIAC selections and three players were selected as WIAC Scholar-Athletes...spent summer of 2016 working with the GCL Twins...has been a hitting and fielding instructor with the Twins Training Academy in Blaine, as a hitting and fielding instructor from 2009-11, and was a defensive fielding instructor with LPA Baseball in Roseville from 2005-09...played with the German National Baseball Team in attempt to qualify for the World Baseball Classic...played college ball at the University of Arkansas-Fort Smith Junior College, Southwest Missouri State and University of Illinois...played summer ball for Rochester in the Northwoods League, earning the most inspirational player award in 2005...drafted by the Twins in 2002 and again in 2005...played in the Twins organization from 2005-11...son of former Twins manager and current Tigers manager Ron Gardenhire.



**BRIAN DINKELMAN**  
HITTING COACH

Born November 10, 1983 in Centralia, IL...resides in Centralia, IL...begins fourth season as a coach in the Twins organization and third as hitting coach for Single-A Cedar Rapids...spent 2015 as coach for GCL Twins...drafted by Twins in eighth round of 2006 First-Year Player Draft out of McKendree University (IL)...played eight

seasons in the Twins organization from 2006-13, including 23 games in 2011 for Minnesota where he hit .301 (22-for-73) with a double and four RBI.



**CIBNEY BELLO**  
PITCHING COACH

Born September 10, 1982 in La Guaira, Venezuela...resides in Gilbert, AZ with his wife and children...begins his third season as coach in the Twins organization, and first as pitching coach for Cedar Rapids...spent his first two seasons as a coach with the GCL Twins...spent two seasons as pitching coach for Single-A Clinton in the Mariners

organization...spent the 2012-13 seasons with the Arizona League Mariners...originally signed as an undrafted free agent in 2000 with the Seattle Mariners...spent a total of eight seasons in the minor league system...played in the Mexican League in 2008...in 2009 and 2010, he had various stints within the Can-American and Golden Independent Leagues...in 2011, was a pitching coach intern for the AZL Mariners working under Gary Wheelock.



**JUSTIN WILLARD**  
PITCHING COACH

Willard enters his first season in the Twins organization...spent the previous five seasons with Radford University, including the past two seasons as the assistant coach/recruiting coordinator...served in the volunteer assistant role for his first three seasons...assisted with all facets of player development and worked primarily

with the outfielders...his 2016 recruiting class ranked 73rd in the country...prior to Radford, served as a graduate assistant and recruiting coordinator for his alma mater Concord University in Athens, WV...graduated from Concord in 2013...won two West Virginia Intercollegiate Athletic Conference championships in 2011 and 2013 with Concord...played his first two collegiate seasons at Northern Oklahoma Junior College where he was a member of the second-ranked team in the country and an Academic All-America selection...graduated with honors in business administration from Concord and earned his Master of Business Administration from Radford.



## 2017 CEDAR RAPIDS FINAL STATISTICS

PLAYER	AVG	G	AB	R	H	2B	3B	HR	RBI	SF	SH	HB	BB	SO	SB	CS	E	OBP
Blankenhorn, Travis	.251	118	438	68	110	22	11	13	69	5	1	17	47	119	13	2	14	.343
Cabbage, Trey	.224	47	161	12	36	7	1	2	13	2	0	0	15	57	0	2	5	.287
Carrier, Shane	.239	55	201	16	48	12	0	7	23	0	0	3	7	55	0	1	0	.275
Cavness, Christian	.240	89	292	37	70	12	8	6	38	2	2	2	32	106	9	9	2	.317
Cronin, Joe	.195	48	159	23	31	6	2	4	12	1	2	4	27	51	1	2	6	.325
Davis, Jaylin	.267	66	251	36	67	13	3	12	41	2	0	3	16	77	9	2	2	.316
Diaz, Lewin	.292	122	466	47	136	33	1	12	68	11	0	6	25	80	2	1	13	.329
Gore, Jordan	.221	27	86	13	19	3	2	1	4	1	0	0	10	33	1	0	3	.299
Hamilton, Caleb	.221	92	307	51	68	18	4	9	42	2	1	3	54	97	3	4	17	.342
Jernigan, Andre	.157	16	51	7	8	3	0	1	5	1	1	0	4	23	0	0	2	.214
Kennedy, Shane	.250	10	32	3	8	1	0	1	2	0	0	1	9	14	0	0	0	.429
Kerrigan, Jimmy	.250	31	124	14	31	2	4	5	20	2	1	3	1	30	1	2	0	.269
Kranson, Mitchell	.268	57	220	24	59	15	1	3	21	0	0	2	14	41	0	0	3	.318
Lewis, Royce	.296	18	71	16	21	2	1	1	10	1	0	2	6	16	3	1	3	.363
Lopez, Brandon	.276	53	185	22	51	4	2	0	13	1	1	2	11	32	1	0	2	.322
Marrero, Leann	.200	11	40	1	8	1	1	0	2	0	0	0	3	7	1	1	0	.256
Minier, Amaury	.144	35	118	7	17	7	0	3	16	1	0	3	18	48	0	0	2	.271
Montesino, Ariel	.185	45	151	14	28	7	2	0	5	3	3	0	16	40	3	3	9	.259
Morrison, Hank	.217	53	184	21	40	6	1	4	10	1	0	8	10	41	2	0	2	.286
Munoz, Gorge	.240	29	96	8	23	3	1	2	12	1	2	3	5	27	4	2	10	.295
Palacios, Jermaine	.320	62	259	52	83	13	6	11	39	0	0	5	12	46	9	8	10	.362
Rortvedt, Ben	.224	89	308	33	69	16	0	4	30	1	1	4	22	60	1	0	6	.284
Whitefield, Aaron	.262	117	413	66	108	18	6	11	57	8	1	7	31	118	33	9	4	.318
<b>TEAM TOTAL</b>	<b>.247</b>	<b>140</b>	<b>4613</b>	<b>591</b>	<b>1139</b>	<b>224</b>	<b>57</b>	<b>112</b>	<b>552</b>	<b>46</b>	<b>16</b>	<b>78</b>	<b>395</b>	<b>1218</b>	<b>96</b>	<b>49</b>	<b>135</b>	<b>.314</b>

PITCHER	W	L	ERA	G	CG	SH	SV	IP	H	R	ER	HR	HR	BB	SO	WP	BK	BAA	
Anderson, Brady	0	1	1.42	2	0	0	0	1	6.1	4	1	1	0	0	1	4	1	0	.174
Barnes, Charlie	2	1	3.86	6	6	0	0	0	25.2	23	12	11	4	1	8	23	3	0	.230
Beardsley, Tyler	4	9	5.38	16	15	1	0	0	85.1	99	53	51	9	2	20	43	6	0	.292
Beeker, Clark	11	3	2.03	20	20	2	2	0	128.2	102	34	29	11	9	17	84	0	0	.217
Carlini, Domenick	4	8	5.18	17	16	0	0	0	83.1	96	56	48	12	5	29	66	9	0	.288
Cordy, Max	2	4	3.54	39	4	0	0	3	68.2	56	37	27	3	5	43	67	15	0	.225
Cronin, Joe	0	0	9.00	1	0	0	0	0	1.0	2	1	1	0	0	1	2	1	0	.400
Davis, Colton	6	3	3.43	44	1	0	0	3	63.0	51	25	24	4	5	26	60	4	0	.222
Del Rosario, Eduardo	7	6	4.11	23	18	0	0	1	105.0	92	49	48	8	5	41	94	10	4	.237
Dobnak, Randy	0	0	2.57	1	1	0	0	0	7.0	6	2	2	0	0	1	1	0	0	.240
Grogan, Quinn	0	0	0.00	2	0	0	0	1	2.1	5	0	0	0	0	1	3	0	0	.413
Hackimer, Tom	3	1	1.50	16	0	0	0	6	24.0	11	5	4	0	4	3	28	1	0	.137
Hamilton, Caleb	0	0	0.00	1	0	0	0	0	1.0	0	0	0	0	0	1	2	0	0	.000
Jax, Griffin	2	1	2.39	4	4	0	0	0	26.1	19	7	7	1	1	7	13	0	0	.200
Lombana, Logan	1	2	2.60	36	0	0	0	0	65.2	57	21	19	4	5	17	55	9	0	.238
Lujan, Hector	3	1	1.33	42	0	0	0	17	54.0	41	15	8	3	2	8	54	1	1	.215
Marzi, Anthony	5	2	1.98	9	9	0	0	0	54.2	42	16	12	3	8	14	36	2	0	.211
Mason, Ryan	1	2	2.01	29	0	0	0	0	49.1	54	15	11	1	1	11	43	9	0	.280
McGuiff, Patrick	3	2	2.49	27	1	0	0	1	50.2	39	16	14	2	2	19	53	5	0	.215
Poppen, Sean	6	2	2.90	14	14	0	0	0	87.0	76	40	28	5	7	17	81	8	0	.226
Robinson, Alex	2	5	2.84	28	0	0	0	2	38.0	29	12	12	2	2	15	51	5	0	.207
Sammons, Bryan	3	1	3.51	6	5	0	0	0	25.2	22	13	10	2	0	11	35	4	0	.222
Sanders, Evan	2	4	5.94	14	5	0	0	0	36.1	34	25	24	2	6	30	29	7	0	.260
Schick, Alex	1	1	6.10	2	2	0	0	0	10.1	14	7	7	1	0	2	10	3	0	.326
Tillery, Zack	0	0	6.43	6	0	0	0	0	7.0	5	5	5	0	1	14	8	3	0	.200
Vasquez, Andrew	1	0	1.61	14	0	0	0	0	22.1	15	4	4	0	1	10	33	1	0	.190
Watson, Tyler	1	3	4.28	5	5	0	0	0	27.1	28	15	13	4	1	8	18	2	0	.264
Wells, Tyler	5	3	3.11	14	14	0	0	0	75.1	63	28	26	6	2	22	92	6	2	.221
<b>TEAM TOTAL</b>	<b>75</b>	<b>65</b>	<b>3.26</b>	<b>140</b>	<b>140</b>	<b>3</b>	<b>16</b>	<b>35</b>	<b>1231.1</b>	<b>1085</b>	<b>514</b>	<b>446</b>	<b>87</b>	<b>75</b>	<b>397</b>	<b>1088</b>	<b>115</b>	<b>7</b>	<b>.236</b>

MINOR LEAGUES

## TWINS MINOR LEAGUE AFFILIATE HISTORY

TRIPLE-A	DOUBLE-A	CLASS-A ADVANCED	CLASS-A	ROOKIE ADVANCED	ROOKIE
Rochester, 2003-Edmonton, 2001-02	Chattanooga, 2015-New Britain, 1995-2014	Ft. Myers, 1991-Visalia, 1977-90	Cedar Rapids, 2013-Beloit, 2005-12	Elizabethton, 1974-Geneva, 1973	GCL (Ft.M.), 1990-
Salt Lake, 1994-00	Nashville, 1992-94	Reno, 1975-76	Quad Cities, 1999-04	Sarasota, 1964-72	Sarasota, 1989
Portland, 1987-93	Orlando, 1973-91	Lynchburg, 1970-74	Ft. Wayne, 1993-98	Wytheville, 1961-63	Bradenton, 1965
Toledo, 1978-86	Charlotte, 1962-72	Red Springs, 1969	Kenosha, 1984-92		Melbourne, 1964
Tacoma, 1972-77	Nashville, 1961	Wilson, 1962-68	Wis. Rapids, 1972-83		
Portland, 1971		Charlotte, 1961	Ft. Lauderdale, 1973		
Evansville, 1970			Charlotte, 1972		
Denver, 1965-69			Orlando, 1972		
Atlanta, 1964			St. Cloud, 1965-71		
Dallas-FW, 1962-63			Wis. Rapids, 1964-70		
Syracuse, 1961			Auburn, 1967-70		
			Orlando, 1963-70		
			Thomasville, 1965-66		
			Bis-Man., 1962-64		
			Erie, 1961-63		
			Ft. Walton, 1961-62		
			Wilson, 1961		





# ROOKIE ELIZABETHTON

## ELIZABETHTON TWINS

Appalachian League - Rookie (44th year)

2017 Record: 41-27 (1st in West)

Appalachian League Champions

136 South Sycamore Street

Elizabethton, TN 37643

(423) 547-6441

FAX: (423) 547-6442

President ..... Harold Mains  
 General Manager ..... Mike Mains  
 Stadium ..... Joe O'Brien Field  
 Capacity ..... 2,500

Manager ..... Ray Smith  
 Pitching Coach ..... Luis Ramirez  
 Hitting Coach ..... Jeff Reed  
 Coach ..... Takashi Miyoshi  
 Trainer ..... Ben Myers  
 Strength and Conditioning Coach ..... Travis Koon



**RAY SMITH**  
MANAGER

Named manager 1/28/02, replacing Rudy Hernandez...born 1958...wife, Shelly...daughter, Hannah...resides in Johnson City, TN...begins 25th season overall as Elizabethton manager and 32nd season on the E-town staff...led the 2017 E-Twins to his 15th postseason as manager, winning his seventh Appy League championship...led the E-Twins to the Appy League playoffs for 11 consecutive seasons 1992-2012...won his sixth Appy League title in 2012 and has led the club to the finals 12 times...won his first Appalachian League championship in 1989, followed by Appy League championships in 2003, '05, '07 and '08...named Rookie League Manager of the Year by *Baseball America* in 2005 after Elizabethton won the Appy League Championship, and again in 2006...was also named Appalachian League Manager of the Year in four consecutive seasons from 1989-92...signed with Twins as an undrafted free agent in 1977 and advanced to major

leagues in 1981...graduate of the University of Oregon.

### RECORD AS MANAGER

Year	Club	League	W	L	Pct.	Finish
1987	Elizabethton	Appalachian	30	39	.435	2nd
1988	Elizabethton	Appalachian	33	37	.471	4th
1989	Elizabethton	Appalachian	47	21	.691	1st
1990	Elizabethton	Appalachian	51	16	.761	1st
1991	Elizabethton	Appalachian	39	29	.574	3rd
1992	Elizabethton	Appalachian	49	17	.742	1st
1993	Elizabethton	Appalachian	37	30	.552	1st
1994	Elizabethton	Appalachian	36	30	.545	2nd
2002	Elizabethton	Appalachian	37	30	.552	2nd
2003	Elizabethton	Appalachian	42	24	.636	1st
2004	Elizabethton	Appalachian	38	29	.567	2nd
2005	Elizabethton	Appalachian	48	19	.716	1st
2006	Elizabethton	Appalachian	42	26	.618	1st
2007	Elizabethton	Appalachian	50	18	.735	1st
2008	Elizabethton	Appalachian	41	25	.621	1st
2009	Elizabethton	Appalachian	45	32	.584	1st
2010	Elizabethton	Appalachian	41	25	.621	2nd
2011	Elizabethton	Appalachian	42	26	.618	2nd
2012	Elizabethton	Appalachian	43	22	.662	1st
2013	Elizabethton	Appalachian	37	31	.544	3rd
2014	Elizabethton	Appalachian	38	30	.559	1st
2015	Elizabethton	Appalachian	34	34	.500	3rd
2016	Elizabethton	Appalachian	36	31	.590	2nd
2017	Elizabethton	Appalachian	41	27	.603	1st
<b>Minor League Totals</b>			<b>977</b>	<b>648</b>	<b>.601</b>	

### POSTSEASON PLAY

Year	Club	League	W	L	Pct.	Finish
1989	Elizabethton	Appalachian	2	0	1.000	Beat Pulaski 2-0 in finals
1992	Elizabethton	Appalachian	1	2	.000	Lost 2-1 to Bluefield in finals
1993	Elizabethton	Appalachian	0	2	.000	Lost 2-0 to Burlington in finals
2003	Elizabethton	Appalachian	2	1	.667	Beat Martinsville 2-1 in finals
2005	Elizabethton	Appalachian	2	1	.667	Beat Danville 2-1 in finals
2006	Elizabethton	Appalachian	1	2	.333	Lost 2-1 to Danville in finals
2007	Elizabethton	Appalachian	2	0	1.000	Beat Danville 2-0 in finals
2008	Elizabethton	Appalachian	2	0	1.000	Beat Pulaski 2-0 in finals
2009	Elizabethton	Appalachian	0	2	.000	Lost to Danville 2-0 in finals
2010	Elizabethton	Appalachian	0	2	.000	Lost to Johnson City 2-0 in finals
2011	Elizabethton	Appalachian	1	2	.333	Lost to Bluefield 2-1 in 1st rd
2012	Elizabethton	Appalachian	4	2	.667	Beat Burlington 2-1 in finals
2014	Elizabethton	Appalachian	1	2	.333	Lost to Johnson City 2-1 in semi's
2016	Elizabethton	Appalachian	1	2	.333	Lost to Johnson City 2-1 in semi's
2017	Elizabethton	Appalachian	4	1	.800	Beat Pulaski 2-0 in finals
<b>Postseason Totals</b>			<b>23</b>	<b>21</b>	<b>.523</b>	



**JEFF REED**  
HITTING COACH

Born November 12, 1962...wife, Karen...son, Lance, and daughters, Lynzie and Lacie...resides in Elizabethton, TN...begins 17th season as coach at Elizabethton...member of Cincinnati's World Championship team in 1990...hit first major league home run June 4, 1986 off Toronto's Jim Ackers...had first major league hit April 6, 1984 off Baltimore's Mike Boddicker...selected by Minnesota in first round (12th overall) of the 1980 First-Year Player Draft...traded to Montreal along with pitchers Al Cardwood, Neal Heaton and Yorkis Perez in exchange for catcher Tom Nieto and pitcher Jeff Reardon February 3, 1987...brother Curt was a minor league outfielder in the San Diego and Chicago-NL organizations.



**LUIS RAMIREZ**  
PITCHING COACH

Born June 20, 1973...resides in Valencia, VZ...begins fourth season as pitching coach for Elizabethton...spent two seasons as a coach for the GCL Twins from 2013-14...spent 2006-13 as the pitching coordinator for the Twins Venezuelan Academy...also coaches in the Venezuelan Winter League for Tigres de Aragua since 2006...was a Caribbean World Series bullpen coach for the Tigres four times...played 15 seasons of professional baseball in the United States, Venezuela, Columbia and Taiwan.



**TAKASHI MIYOSHI**  
COACH

Enters his first season in the Twins organization...spent previous seven seasons coaching in Independent leagues, the last three as manager including 2015 with Waterloo and 2016 with Sonoma...spent 2013-14 with Grande Prairie as an infield coach...played four seasons in Independent baseball including 2003 in the Canadian Baseball League, 2005 and 2009 in the Golden Baseball League, and 2016 in the Pacific Association.



## 2017 ELIZABETHTON FINAL STATISTICS

PLAYER	AVG	G	AB	R	H	2B	3B	HR	RBI	SF	SH	HB	BB	SO	SB	CS	E	OBP
Albanese, Matt	.296	39	142	19	42	6	0	3	19	3	0	2	12	40	2	1	1	.352
Baddoo, Akil	.357	33	126	39	45	15	2	3	19	1	0	3	27	19	5	4	0	.478
Bechtold, Andrew	.299	43	144	33	43	10	1	2	19	3	0	1	27	40	0	0	6	.406
Cabbage, Trey	.240	13	50	10	12	3	1	2	10	0	0	0	11	16	1	0	2	.377
Carrier, Shane	.348	32	138	19	48	10	0	5	32	1	0	2	1	30	3	2	0	.359
Contreras, Mark	.275	43	171	27	47	9	2	4	24	2	0	4	8	52	5	1	1	.319
Cosgrove, Andrew	.221	21	77	9	17	2	0	1	8	0	0	5	6	20	0	0	3	.318
Crites, Carson	.300	38	150	29	45	11	0	4	30	3	0	3	10	28	4	3	6	.349
Dixon, T.J.	.259	40	135	25	35	3	2	1	19	1	1	1	20	28	4	6	2	.357
Gore, Jordan	.389	18	72	14	28	5	0	1	16	0	1	1	6	21	1	0	6	.443
Javier, Wander	.299	41	157	34	47	13	1	4	22	1	0	3	19	49	4	3	16	.383
Jernigan, Andre	.000	4	10	0	0	0	0	0	0	1	0	0	3	4	0	0	0	.231
Kendrick, Kolton	.231	35	117	24	27	6	0	4	18	3	0	0	22	45	0	0	1	.345
Miranda, Jose	.283	54	223	43	63	8	2	11	43	3	0	5	16	24	2	3	8	.340
Molina, Robert	.253	25	89	8	21	3	1	2	12	1	1	0	3	11	0	0	1	.276
Montesino, Ariel	.257	35	113	21	29	5	1	3	19	2	0	0	16	18	2	2	7	.344
Munoz, Gorge	.289	11	38	6	11	1	0	1	7	0	1	2	1	12	0	0	1	.341
Robinson, J.J.	.264	40	148	22	39	3	1	9	36	3	0	6	12	44	1	0	5	.337
Rooker, Brent	.282	22	85	19	24	5	0	7	17	2	0	1	11	21	2	2	0	.364
Silva, Rainis	.356	30	101	16	36	4	1	1	7	2	2	1	17	8	1	0	1	.446
Waltner, Colton	.288	19	64	15	15	5	0	1	9	0	0	1	16	12	2	1	1	.395
<b>TEAM TOTAL</b>	<b>.284</b>	<b>68</b>	<b>2344</b>	<b>432</b>	<b>674</b>	<b>127</b>	<b>15</b>	<b>69</b>	<b>387</b>	<b>31</b>	<b>6</b>	<b>41</b>	<b>264</b>	<b>542</b>	<b>39</b>	<b>28</b>	<b>82</b>	<b>.365</b>

PITCHER	W	L	ERA	G	GS	CG	SH	SV	IP	H	R	ER	HR	HB	BB	SO	WP	BK	BAA
Acosta, Melvi	5	3	6.22	11	9	0	0	1	50.2	62	43	35	4	5	20	33	7	0	.300
Barnes, Charlie	2	1	1.19	6	5	0	0	0	22.2	14	5	3	1	1	10	23	3	1	.165
Broussard, Christian	0	1	6.23	4	1	0	0	0	8.2	10	6	6	1	0	4	3	2	0	.323
Brown, Nick	3	1	3.93	11	7	0	0	1	50.1	49	25	22	8	1	15	54	2	0	.259
Clemensia, Taylor	1	0	0.00	2	0	0	0	0	4.2	0	0	0	0	1	2	3	1	0	.000
Colina, Edwar	3	5	3.34	12	11	0	0	0	59.1	48	26	22	6	5	29	56	6	0	.219
Dobnak, Randy	2	0	2.39	5	3	0	0	1	26.1	19	7	7	3	1	6	22	0	0	.198
Faucher, Calvin	3	0	1.23	5	0	0	0	1	7.1	4	1	1	1	0	3	13	1	0	.148
Finkel, Jared	2	1	2.18	17	0	0	0	3	33.0	33	13	8	0	1	7	29	1	0	.256
Gamez, Juan	1	1	6.33	15	0	0	0	2	27.0	25	20	19	1	5	16	21	2	1	.253
Gomez, Moises	4	1	4.99	12	6	0	0	0	48.2	49	34	27	6	9	25	51	7	1	.261
Gaterol, Brusdar	2	1	3.92	5	5	0	0	0	20.2	16	9	9	1	1	9	24	1	0	.213
Jax, Griffin	0	1	3.86	1	1	0	0	0	4.2	6	5	2	1	0	0	7	0	0	.300
Lakso, Blair	1	4	7.09	16	0	0	0	1	33.0	32	27	26	4	2	24	32	6	0	.254
Martinez, Jose	5	1	3.34	17	0	0	0	0	32.1	32	13	12	2	0	7	27	1	0	.252
Moran, Jovani	3	1	0.36	11	0	0	0	0	24.2	12	2	1	1	0	6	45	1	1	.145
Ober, Bailey	2	2	3.21	6	4	0	0	0	28.0	24	10	10	2	2	3	35	2	0	.229
Ramirez, Rickey	0	0	5.52	15	0	0	0	2	29.1	26	21	18	2	2	13	21	7	0	.234
Sammons, Bryan	2	0	1.46	7	3	0	0	0	24.2	14	6	4	1	0	7	31	4	0	.161
Sumiaga, Carlos	0	0	0.00	1	0	0	0	0	3.1	1	0	0	0	0	0	4	0	0	.083
Widell, Ryley	0	2	2.43	8	7	0	0	0	29.2	25	14	8	1	5	20	41	4	0	.229
Ynoa, Huascar	0	1	5.26	6	6	0	0	0	25.2	28	16	15	1	1	14	23	1	0	.277
<b>TEAM TOTAL</b>	<b>41</b>	<b>27</b>	<b>3.86</b>	<b>68</b>	<b>68</b>	<b>0</b>	<b>4</b>	<b>12</b>	<b>594.2</b>	<b>529</b>	<b>303</b>	<b>255</b>	<b>47</b>	<b>42</b>	<b>240</b>	<b>598</b>	<b>62</b>	<b>4</b>	<b>.236</b>

## TWINS FARM CLUBS YEAR-BY-YEAR OVERALL RECORDS

YEAR	AFFILIATES	WON	LOST	PCT.	YEAR	AFFILIATES	WON	LOST	PCT.	YEAR	AFFILIATES	WON	LOST	PCT.
1961	7	436	457	.488	1981	5	329	296	.526	2001	7	395	354	.527
1962	7	417	444	.484	1982	5	304	326	.483	2002	7	397	355	.527
1963	7	426	458	.482	1983	5	316	317	.499	2003	7	376	374	.501
1964	7	365	493	.426	1984	5	329	299	.524	2004	7	375	372	.502
1965	8	508	426	.544	1985	5	319	317	.502	2005	7	400	349	.534
1966	8	489	432	.531	1986	5	290	340	.460	2006	7	408	348	.540
1967	8	488	390	.556	1987	5	285	350	.449	2007	7	421	339	.554
1968	8	483	405	.544	1988	6	336	299	.529	2008	7	408	343	.543
1969	8	410	463	.470	1989	6	364	326	.528	2009	7	404	351	.535
1970	8	416	455	.478	1990	6	375	316	.543	2010	7	327	430	.432
1971	8	444	425	.511	1991	6	334	349	.489	2011	7	372	387	.490
1972	7	423	446	.487	1992*	6	360	319	.530	2012	7	391	365	.517
1973	6	382	363	.513	1993	6	342	338	.503	2013	7	410	345	.544
1974	5	347	264	.568	1994	6	343	340	.502	2014	7	409	354	.536
1975	5	349	268	.566	1995	6	347	328	.514	2015	7	403	356	.531
1976	5	320	301	.515	1996	6	357	329	.520	2016	7	408	351	.538
1977	5	304	323	.485	1997	6	357	330	.520	2017	7	446	308	.592
1978	5	356	273	.566	1998	6	378	312	.548	<b>TOTALS</b>	<b>21,536</b>	<b>20,324</b>	<b>.514</b>	
1979	5	306	316	.492	1999	6	342	347	.496	* Does not include Miracle (Co-Op team)				
1980	5	322	310	.509	2000	7	388	353	.524					

MINOR LEAGUES





# ROOKIE GULF COAST LEAGUE


## GULF COAST LEAGUE TWINS

Gulf Coast League - Rookie (28th year)  
2017 Record: 35-23 (1st in South)

14110 Six Mile Cypress Parkway  
Ft. Myers, FL 33912  
(239) 533-7640  
FAX: (239) 485-2448

Stadium ..... Bill Smith Field at CenturyLink Sports Complex  
Manager ..... Dan Ramsay  
Pitching Coach ..... Virgil Vasquez

Hitting Coaches ..... Luis Rodriguez and Matt Borgschulte  
Rehab Pitching Coach ..... Frank Jagoda  
Trainer ..... Matt Kalies  
Strength and Conditioning Coach ..... David Rak



### DAN RAMSAY MANAGER

Named manager 12/20/17, replacing Ramon Borrego...wife, Lara...daughters, Prescott and McLayne...is entering his first season in the Twins organization...spent previous nine seasons as the Whitworth University head coach...led the Bucs to the NCAA Division III tournament three times and was named Northwest Conference Coach of the Year in 2012 and 2016...earned his 150th career victory during the 2016 season...the Bucs defeated Pacific Lutheran to claim the title in 2016...in 2012 Whitworth earned the first conference championship in 21 years, the first NCAA Regional Championship in program history, the first NCAA Division III World Series appearance in program history, and the first NCAA Division III World Series victory in program history...worked as a hitting and catching instructor at numerous camps throughout the region...directed Nike Baseball Camps through US Sports Camps from 2012-17...spent the summer of 2011 abroad with


United States Athletes International in Spain...also helped with summer ball placement for his student-athletes and served as the West Region Chair for the NCAA Division III Baseball Committee...was an Honorable Mention All-Northwest Conference catcher for the Whitworth Pirates in 2008 and a Second-Team All-NWC selection in 2007 during his two seasons playing for Whitworth...prior to his time at Whitworth, he played two years of baseball at NCAA Division I Gonzaga University...was the head coach in Cranbrook, B.C. for the Rocky Mountain Bandits in the summer of 2008 and coached as an assistant in Trail, B.C. for the Trail Jays in the summer of 2007...spent the summer of 2005 playing for the Kamuela Paniolos in the Hawaiian Collegiate Baseball League and the summer of 2006 playing for the Everett Merchants of the Pacific International League...earned his undergraduate degree from Whitworth in 2008 in Kinesiology...earned a master's degree from Whitworth in 2013 in Administrative Leadership.



### VIRGIL VASQUEZ PITCHING COACH

Born June 7, 1982 in Santa Barbara, CA...begins his fourth season as pitching coach for GCL Twins...ended his playing career with the Twins as a pitcher with Double-A New Britain and Triple-A Rochester in 2014...selected by the Tigers in the seventh round of the 2003 First-Year Player Draft out of UC Santa Barbara...signed by the Twins

as a minor league free agent December 11, 2012 and played two seasons between Double-A and Triple-A...played seven seasons in the minor leagues going 100-86, 4.23 ERA (1627.0 IP, 765 ER)...spent parts of two seasons in the majors with Detroit (2007) and Pittsburgh (2009), going 2-6, 6.60 ERA (61.1 IP, 45 ER) in 19 appearances (10 starts).



### MATT BORGSCHULTE HITTING COACH

Wife, Austin...enters his first season as a coach in the Twins organization...spent 2017 as the fourth coach for Palm Beach Cardinals in the St. Louis organization...served as hitting coach for Palm Beach for final two months...in 2016 served as the Southeast Missouri State University hitting coach...was the volunteer assistant coach

during Southeast's 2015 Ohio Valley Conference Championship season...following the 2015 season was hired as an assistant coach at Tusculum College in Greenville, TN...prior to his first stint with the Redhawks, spent a year as the volunteer at his alma mater Drury University in Springfield, MO...at Drury, introduced the use of in-depth video analysis for hitting which helped increase the team's batting average, total bases per game, and runs per game...his video analysis program helped lead the Panthers to a Great Lakes Valley Conference Championship...also implemented a new strength and conditioning program...joined the Drury staff after playing two years with the Panthers...as a senior in 2013, became the first All-America selection in the program's history...set new Drury single-season marks for homers (11), runs batted in (60) and total bases (125) while finishing in the Top 30 nationally in all three categories...a native of St. Louis, Missouri, transferred to Drury from Western Kentucky...graduated from Drury in December 2013 with a degree in Sport Management.



### LUIS RODRIGUEZ HITTING COACH

Born June 27, 1980 in San Carlos, VZ...Luis Orlando Rodriguez...wife, Maria...has two daughters...enters his first season as a coach in the Twins organization...appeared in 407 career major league games with the Twins (2005-07), Padres (2008-09) and Mariners (2011)...posted a career average of .238 (231-for-972) with 46 doubles, four

triples, 10 home runs and 80 RBI...made starts at each infield position during his career...made his major league debut in 2005 with the Twins, playing in 79 games...originally signed by Minnesota as an undrafted free agent on June 1, 1997...signed by Twins scout Enrique Brito...1997 graduate of Sixto Sosa High School, Cojedes, VZ.



## 2017 GCL TWINS FINAL STATISTICS

PLAYERS	AVG	G	AB	R	H	2B	3B	HR	RBI	SF	SH	HB	BB	SO	SB	CS	E	OBP
Akins, Jared	.253	33	99	18	25	5	1	3	16	1	0	1	11	35	5	2	1	.330
Alvarez, Jhon	.205	18	39	3	8	0	0	0	1	0	1	1	7	9	0	0	3	.340
Arias, Jean Carlos	.298	48	168	30	50	7	4	5	32	0	1	2	14	42	10	3	3	.359
Baddoo, Akil	.267	20	75	18	20	4	3	1	10	0	0	2	9	13	4	0	0	.360
Burns, Colton	.282	27	78	14	22	5	0	1	7	0	1	3	16	23	8	3	2	.423
Camacho, Kerby	.246	21	61	6	15	5	0	0	10	0	0	0	13	10	3	0	4	.378
Cuesto, Darling	.136	7	22	1	3	1	0	0	2	0	0	0	3	6	0	1	1	.240
De La Torre, Ricky	.268	42	153	25	41	3	1	3	12	0	0	1	16	39	5	6	6	.341
Gzrelakowski, Taylor	.222	12	36	3	8	2	0	1	7	1	1	0	3	7	1	0	1	.275
Herrera, Edgar	.152	12	33	1	5	1	0	0	6	2	0	0	0	7	0	2	0	.143
Hutcheon, Dane	.200	13	30	8	6	1	1	0	7	1	0	1	4	8	1	1	1	.306
Kennedy, Shane	.214	5	14	3	3	1	2	0	3	1	0	0	5	3	1	0	0	.400
Lewis, Royce	.271	36	133	38	36	6	2	3	17	0	0	7	19	17	15	2	4	.390
Maldonado, Humberto	.233	26	73	7	17	6	1	1	10	0	0	1	7	32	0	2	0	.309
Morel, Emmanuel	.260	38	131	29	34	10	0	0	7	0	1	4	15	37	12	4	6	.353
Olson, Brian	.156	11	32	1	5	1	1	0	6	0	0	1	2	7	0	0	1	.229
Palka, Daniel	.278	6	18	4	5	0	0	1	2	0	0	0	2	1	1	0	0	.350
Paul, Chris	.167	3	12	2	2	1	0	0	0	0	0	0	1	2	0	1	0	.231
Robles, Alex	.324	50	182	30	59	6	0	3	29	2	1	6	8	14	10	4	6	.369
Rodriguez, Benjamin	.290	50	162	27	47	11	2	4	40	1	0	8	22	43	4	2	2	.399
Salva, Kidany	.159	17	44	5	7	1	0	0	0	0	0	0	8	10	2	2	0	.288
Tademo, Victor	.199	47	151	20	30	4	2	2	22	3	1	3	11	53	5	2	4	.262
Tapia, Roni	.171	24	82	6	14	6	1	1	11	0	1	2	3	31	1	1	5	.218
<b>TEAM TOTAL</b>	<b>.253</b>	<b>58</b>	<b>1828</b>	<b>299</b>	<b>462</b>	<b>87</b>	<b>21</b>	<b>29</b>	<b>257</b>	<b>12</b>	<b>8</b>	<b>43</b>	<b>199</b>	<b>449</b>	<b>88</b>	<b>38</b>	<b>59</b>	<b>.338</b>

PITCHER	W	L	ERA	G	GS	CG	SH	SV	IP	H	R	ER	HR	HR	BB	SO	WP	BK	BAA
Balan, Petru	1	3	7.23	9	5	0	0	1	23.2	27	22	19	0	5	19	23	4	1	.290
Balan, Vadim	1	1	2.31	9	0	0	0	4	11.2	9	9	3	0	3	7	9	3	0	.205
Balazovic, Jordan	1	3	4.91	10	3	0	0	0	40.1	47	25	22	5	2	20	29	1	0	.297
Beardsley, Tyler	0	0	0.00	2	2	0	0	0	5.0	4	0	0	0	1	0	5	2	0	.222
Benninghoff, Tyler	0	1	9.00	4	4	0	0	0	4.0	3	4	4	0	4	1	0	4	0	.200
Bermudez, Jose	2	0	6.91	8	0	0	0	0	14.1	21	11	11	1	4	9	11	4	0	.356
Bizzle, Austin	1	0	1.86	7	2	0	0	0	9.2	5	2	2	0	1	3	8	0	0	.156
Centeno, Henry	0	1	2.89	5	3	0	0	0	9.1	6	3	3	0	1	4	8	1	0	.182
Clemensia, Taylor	1	3	4.50	9	4	0	0	0	20.0	16	16	10	2	5	25	22	7	2	.205
Cruz, Amicar	1	1	4.76	12	0	0	0	1	28.1	29	16	15	1	5	23	28	4	2	.274
Enlow, Blayne	3	0	1.33	6	1	0	0	0	20.1	10	4	3	1	2	4	19	0	2	.141
Featherstone, Zach	0	2	2.93	12	0	0	0	2	15.1	14	9	5	0	2	7	11	4	0	.233
Garcia, Pedro	6	2	2.59	10	3	0	0	0	48.2	26	15	14	1	8	17	41	7	2	.152
Gercis, David	1	0	14.54	5	0	0	0	0	4.1	4	8	7	0	3	6	4	3	0	.235
Graterol, Brusdar	2	0	1.40	5	2	0	0	0	19.1	10	3	3	1	2	4	21	2	0	.152
Haley, Justin	0	0	0.00	1	1	0	0	0	1.0	1	0	0	0	0	0	1	0	0	.333
Heston, Chris	0	1	5.40	1	1	0	0	0	5.0	7	3	3	0	0	0	5	0	0	.318
Hutcheon, Dane	0	0	0.00	1	0	0	0	0	0.1	0	0	0	0	0	0	1	0	0	.000
Jay, Tyler	0	0	4.91	3	1	0	0	0	3.2	6	4	2	1	0	1	7	0	0	.353
Jones, Matt	2	1	3.94	11	2	0	0	2	32.0	29	17	14	0	6	19	19	7	0	.242
Jones, Zack	0	0	0.00	1	1	0	0	0	1.0	0	0	0	0	0	0	2	0	0	.000
Kohn, Michael	0	0	1.80	5	4	0	0	0	5.0	2	1	1	0	0	1	7	0	0	.125
Leach, Landon	2	0	3.38	5	2	0	0	0	13.1	11	9	5	0	4	6	10	1	0	.220
Maldonado, Humberto	0	0	0.00	1	0	0	0	0	0.1	1	0	0	0	0	0	1	0	0	.333
Marron, Kevin	1	0	0.54	7	0	0	0	1	16.2	14	7	1	0	0	4	17	1	0	.219
Mojica, Juan	3	0	7.24	8	1	0	0	0	13.2	17	12	11	1	2	14	7	4	2	.315
Molina, Derek	1	0	1.08	10	2	0	0	4	16.2	12	2	2	0	0	3	21	5	0	.203
Perkins, Glen	0	0	0.00	2	2	0	0	0	2.0	1	0	0	0	0	1	3	0	0	.143
Rosenstein, Joe	1	1	9.00	6	0	0	0	1	9.0	10	10	9	0	3	13	4	5	0	.303
Schutte, Matz	0	0	9.00	6	0	0	0	2	11.0	7	13	11	2	3	12	7	1	1	.189
Stashak, Cody	1	0	3.18	3	0	0	0	0	5.2	5	2	2	0	1	0	8	0	0	.238
Suniaga, Carlos	4	0	1.69	11	6	0	0	1	48.0	36	11	9	2	6	12	38	4	0	.208
Tepesch, Nick	0	1	11.25	3	3	0	0	0	8.0	11	10	10	0	2	3	6	1	0	.324
Tracy, Matt	0	0	2.25	1	1	0	0	0	4.0	2	1	1	0	0	0	6	0	0	.143
Wells, Lachlan	0	0	2.25	1	1	0	0	0	4.0	2	1	1	0	0	0	6	0	0	.143
Wells, Tyler	0	2	2.63	4	1	0	0	0	13.2	10	7	4	0	1	5	16	2	0	.200
<b>TEAM TOTAL</b>	<b>35</b>	<b>23</b>	<b>3.74</b>	<b>58</b>	<b>58</b>	<b>0</b>	<b>5</b>	<b>19</b>	<b>488.1</b>	<b>415</b>	<b>257</b>	<b>203</b>	<b>19</b>	<b>72</b>	<b>246</b>	<b>437</b>	<b>73</b>	<b>12</b>	<b>.229</b>

MINOR LEAGUES



# DOMINICAN SUMMER LEAGUE TWINS

## 2018 DOMINICAN REPUBLIC DEVELOPMENT ACADEMY STAFF

Robbie Robinson.....	Manager
Carlos Hernandez.....	Pitching Coach
Kevin Rodriguez.....	Pitching Coach
Asdrubal Estrada.....	Hitting Coach
Leury Bonilla.....	Hitting Coach
Jimmy Alvarez.....	Coach
Jairo Rodriguez.....	Coach
Wladimir Morales.....	Trainer
Carlos Frias.....	Trainer

Juan Carlos Pinto.....	Strength & Conditioning Coach
Luis Lajara.....	Scout - Southwest D.R.
Eduardo Soriano.....	Scout - Santo Domingo
Manuel Luciano.....	Scout - Santiago
Eury Luis.....	Scout - Eastern D.R.
Francisco Solano.....	Academy Administrator
Carlos Naut.....	Academy Assistant
Adolfo Perez.....	Clubhouse/Laundry
Elever.....	Kitchen and Housekeeping Provider
Cenapac.....	Education Provider
Berlitz.....	English Language Services Provider

## 2017 DSL FINAL STATISTICS

PLAYERS	AVG	G	AB	R	H	2B	3B	HR	RBI	SF	SH	HB	BB	SO	SB	CS	E	OBP	
Calcano, Mariano	.239	33	109	19	26	7	0	2	17	2	0	5	14	39	3	3	9	.346	
Cuesto, Darling	.286	10	35	7	10	1	0	1	5	0	0	1	2	11	1	0	1	.342	
De La Cruz, Yeremi	.286	24	77	12	22	5	1	2	15	1	0	0	9	15	1	4	4	.356	
Encarnacion, Yeltsin	.318	47	151	29	48	9	8	2	21	0	3	1	22	20	6	5	5	.408	
Feliz, Jesus	.248	42	141	19	35	8	5	1	18	0	1	8	6	43	6	5	17	.316	
Henriquez, Zaimo	.211	24	76	13	16	1	1	0	7	0	5	2	9	14	1	0	3	.310	
Heredia, Victor	.257	24	74	10	19	4	0	1	9	1	1	2	10	19	1	0	0	.356	
Marte, Agustin	.299	45	167	29	50	11	3	1	29	1	2	2	16	43	11	3	11	.366	
Martinez, Francisco	.255	39	145	25	37	8	0	3	17	0	0	1	13	56	2	2	4	.321	
Martinez, Juan	.273	44	139	23	38	10	2	0	24	3	0	4	17	30	1	1	3	.362	
Nunez, Alberoni	.352	48	165	35	58	9	7	3	38	5	0	3	20	35	11	8	1	.420	
Perez, Yeison	.224	35	107	15	24	2	1	2	18	1	0	4	9	9	2	0	4	.306	
Pimentel, Davinsson	.242	9	33	6	8	3	0	1	5	0	0	2	5	6	1	0	2	.375	
Reyes, Felix	.250	36	112	19	28	7	3	1	13	1	1	5	13	47	5	3	4	.351	
Salazar, Cesar	.232	30	95	13	22	3	1	0	7	0	1	3	15	30	4	4	2	.354	
Santana, Ruben	.340	46	159	36	54	10	4	0	18	2	1	5	18	18	6	5	5	.418	
Urena, Estamy	.306	46	173	32	53	7	3	3	36	5	0	1	19	26	4	4	8	.369	
Valdez, Wander	.263	49	167	32	44	12	4	1	22	3	0	2	21	37	4	2	12	.347	
Vasquez, Samuel	.301	51	166	44	50	4	3	2	17	0	4	2	24	34	26	12	4	.396	
<b>TEAM TOTAL</b>	<b>.280</b>	<b>71</b>	<b>2291</b>	<b>418</b>	<b>642</b>	<b>121</b>	<b>46</b>	<b>26</b>	<b>336</b>	<b>25</b>	<b>19</b>	<b>53</b>	<b>262</b>	<b>532</b>	<b>96</b>	<b>61</b>	<b>118</b>	<b>.364</b>	
PITCHER	W	L	ERA	G	GS	CG	SH	SV	IP	H	R	ER	HR	HB	BB	SO	WP	BK	BAA
Bellorin, Luis	4	3	2.95	17	3	0	0	0	36.2	43	23	12	0	3	18	36	7	0	.295
Bermudez, Jose	0	1	4.32	6	0	0	0	1	8.1	7	6	4	0	2	2	9	0	0	.226
Berroa, Prelander	2	0	5.60	9	3	0	0	0	17.2	26	17	11	0	1	11	16	2	0	.361
Castro, Cristian	4	2	3.97	22	0	0	0	1	34.0	25	21	15	0	3	25	37	5	1	.214
Cruz, Steven	4	0	3.68	16	3	0	0	1	29.1	26	14	12	0	2	14	26	3	2	.241
De La Cruz, Luciano	0	1	4.40	11	0	0	0	2	14.1	15	9	7	0	0	5	11	4	1	.259
Encarnacion, Yeltsin	0	0	0.00	1	0	0	0	0	1.0	0	0	0	0	0	0	0	0	0	.000
Garcia, Yeremi	3	2	5.13	18	0	0	0	2	26.1	24	26	15	1	4	19	14	7	0	.245
German, Osiris	1	2	3.13	15	3	0	0	0	31.2	22	14	11	0	6	11	30	2	0	.204
Gil, Luis	0	2	2.59	14	14	0	0	0	41.2	31	15	12	2	5	20	49	5	0	.205
Gutierrez, Robert	3	0	6.14	11	0	0	0	1	22.0	24	17	15	3	2	14	21	5	0	.270
Marin, Andriu	4	1	2.09	11	10	0	1	0	47.1	48	20	11	1	3	10	44	3	1	.270
Mojica, Juan	1	0	3.86	6	0	0	0	0	9.1	8	5	4	0	0	5	10	6	0	.222
Montero, Michael	4	1	2.78	13	13	1	0	0	58.1	44	21	18	3	5	12	64	3	0	.208
Navas, Junior	4	0	0.00	11	2	0	0	2	18.2	14	5	0	0	2	10	14	4	0	.206
Rivas, Elvis	2	1	6.39	15	0	0	0	2	25.1	26	24	18	0	4	23	31	8	0	.263
Sanchez, Fernando	2	4	7.55	21	1	0	0	2	39.1	56	38	33	2	6	18	21	5	0	.350
Soto, Freddy	1	1	1.34	15	10	0	0	0	53.2	47	12	8	0	1	10	28	2	1	.234
Toledo, Jesus	4	1	2.38	14	9	0	0	0	45.1	40	14	12	1	8	17	30	5	1	.248
Torres, Frandy	6	0	0.72	23	0	0	0	10	37.2	25	9	3	0	6	13	34	2	0	.194
Vasquez, Samuel	0	0	0.00	2	0	0	0	0	1.1	0	0	0	0	0	1	0	0	0	.000
<b>TEAM TOTAL</b>	<b>49</b>	<b>22</b>	<b>3.29</b>	<b>71</b>	<b>71</b>	<b>1</b>	<b>5</b>	<b>24</b>	<b>599.1</b>	<b>551</b>	<b>310</b>	<b>219</b>	<b>13</b>	<b>63</b>	<b>258</b>	<b>525</b>	<b>78</b>	<b>7</b>	<b>.247</b>



# DOMINICAN REPUBLIC DEVELOPMENT ACADEMY

## FACTS AND CONSTRUCTION PROJECT HISTORY...

- Located in Boca Chica, Dominican Republic.
- Twins and Phillies entered agreement in 2014 to purchase land and construct a dual academy.
- In 2015, the Twins and Phillies purchased 45 acres of property combined; land cost was \$9.00/sq meter which equates to approximately \$1.8M combined cost.
- General Contractor: Elmufdi Construction Co (Juan Elmufdi/owner); La Romana, DR.
- Architect: JMF Associates (Jose Mella/owner); Santo Domingo, DR.
- In July 2015, the Phillies and Twins broke ground on acquired property.
- In January 2017, both academies were completed.
- Total cost for dual academy approximately \$18M (\$9M per club).

### TWINS HISTORY IN DOMINICAN ACADEMIES

1998-99	Hernamos Alou Field, Santo Domingo
2000-01	Cotui
2002-03	Santana
2004-14	Baseball City, Boca Chica
2015-17	Las Americas, Boca Chica



## TWINS ACADEMY CONSISTS OF THE FOLLOWING...

- 18,000 square foot Administrative/Clubhouse/Training Facility consisting of seven administrative offices (200 sf each), two conference rooms (450 sf each), Video Coaching room (235 sf), staff locker room (550 sf), player locker room (1,650 sf), weight room (1,950 sf), training room (1,000 sf) plus hydrotherapy room (320 sf), two equipment rooms, and laundry room.
- 17,500 square foot Dormitory/Classroom/Recreational Facility that will house up to 78 players and 10 staff. It includes a dining room (1,235 sf), entertainment room (1,300 sf), TV room (720 sf), computer lab with 14 computer stations (635 sf) and two classrooms (975 sf each).
- Observation tower overlooking three full playing fields including 14 bullpen mounds at the fields.
- 8,500 square foot covered batting cage facility including four batting tunnels and up to 12 pitching mounds.
- 60 yard agility field.

## TWINS/PHILLIES WILL SHARE FOLLOWING COMMON FACILITIES...

- Dining/Kitchen facility located in center of both academies. Both clubs will have individual dining rooms separate from each other. One large commercial kitchen will be located between the two dining rooms and will be jointly operated by the clubs.
- Auditorium (11,000 sf) consisting of 98 seats in tiered theatre-style design with full audio-visual capabilities.
- Maintenance Building for field maintenance equipment and staff including two offices and dormitory facilities for field maintenance, kitchen and housekeeping staff.



## FACILITY AMENITIES IN DETAIL...

- New academy will consist of approximately 50,000 total square feet in building capacity.
- Weight Room floor space includes all new state of the art equipment and outdoor medicine ball workout area. Same conditioning equipment that is used in Fort Myers and at Target Field in Minneapolis.
- Training Room includes adjacent private hydrotherapy room with three whirlpools plus office space for Athletic Training and Strength & Conditioning staff.
- Classroom capacity has increased from one small room to two large classrooms plus a computer lab with 16 work stations. This will greatly enhance the growth of ESL and general educational programming.
- Player entertainment area includes a TV room, living room, and recreation room with pool tables, ping pong tables, domino tables and video game areas.
- Administrative offices include four administrative offices and three offices for field staff plus a reception area with seating area for visitors.
- Conference rooms include one for the administrative staff and guests and a separate room for the field staff.
- Player Locker Room/Clubhouse has 67 lockers plus an additional private room with 11 lockers for visiting tryout players.
- Staff Locker Room area includes 15 lockers with private shower/toilet facility, plus additional four lockers and private shower/toilet room for manager and coordinators.
- Dining Room has 10 tables and a capacity to feed 80 people at a time.

## TECHNOLOGY & IT INFRASTRUCTURE...

- The Academy contains state of the art technology, wi-fi throughout and high-tech video systems for player instruction.
- High speed fiber optic cable/internet service.
- Closed Circuit Security Camera system.
- Fully integrated phone system with direct connect to Minnesota and Fort Myers extensions/landlines.
- Video Coaching system will include the BATS program with CF, 1B, 3B and high home camera capabilities on the game field, pitching development mounds and batting cages. Cameras will have a direct feed into a Video Coaching room that will include nine computer work stations.



# 2018 MINOR LEAGUE SCHEDULES

AAA - ROCHESTER		AA - CHATTANOOGA		A - FT. MYERS		A - CEDAR RAPIDS		R - ELIZABETHTON	
4/6-8.....	BUF	4/5-9.....	BIR	4/5-6.....	CHA	4/5-6.....	@QC	6/19-21.....	BUR
4/9-11.....	SYR	4/11-15.....	@PNS	4/7-8.....	@CHA	4/7-8.....	QC	6/22-24.....	@BRS
4/12-15.....	@GWN	4/16-20.....	JAX	4/9-12.....	FLO	4/9-12.....	@PEO	6/25-26.....	JCY
4/16-18.....	@CHA	4/21-25.....	@JXN	4/13-15.....	TAM	4/13-15.....	CLI	6/28-30.....	@DAN
4/20-22.....	COL	4/26-30.....	TNS	4/17-19.....	@DUN	4/17-19.....	@BEL	7/1-3.....	@PRN
4/23-25.....	GWN	5/2-6.....	@MOB	4/20-22.....	@BRD	4/20-22.....	KC	7/4-6.....	KNG
4/27-29.....	@SYR	5/7-11.....	JXN	4/23-25.....	@CLR	4/23-26.....	BUR	7/7-9.....	DAN
4/30-5/2.....	@PAW	5/12-16.....	TNS	4/26-29.....	DAY	4/27-29.....	@QC	7/10-13.....	@JCY
5/3-6.....	LHV	5/17-21.....	@BLX	5/1-3.....	@TAM	5/1-3.....	SB	7/14-16.....	@KNG
5/7-9.....	@BUF	5/23-27.....	MTG	5/4-6.....	JUP	5/4-6.....	WM	7/18-20.....	GRN
5/10-13.....	@SWB	5/29-6/2.....	@BIR	5/7-9.....	CHA	5/7-9.....	@DAY	7/21-23.....	PRN
5/15-17.....	SYR	6/3-7.....	MOB	5/10-12.....	@DUN	5/10-12.....	@BG	7/24-26.....	@BUR
5/18-20.....	PAW	6/8-12.....	@MTG	5/14-17.....	@JUP	5/14-17.....	QC	7/27-29.....	BRS
5/21-24.....	@LHV	6/13-17.....	@BIR	5/18-20.....	STL	5/18-20.....	@CLI	7/31-8/2.....	@JCY
5/25-28.....	BUF	6/21/26.....	BLX	5/21-23.....	BRD	5/21-24.....	@KC	8/3-5.....	@PUL
5/29-31.....	@DUR	6/28-7/3.....	@TNS	5/24-27.....	@CHA	5/25-28.....	CLI	8/6-8.....	KNG
6/1-3.....	@NOR	7/4-7.....	BIR	5/29-31.....	@CLR	5/29-31.....	WIS	8/9-11.....	BLU
6/5-7.....	IND	7/8-11.....	@JAX	6/1-3.....	@STL	6/1-3.....	@BUR	8/12-14.....	@GRN
6/8-10.....	DUR	7/12-16.....	MTG	6/4-7.....	PMB	6/5-7.....	BEL	8/16-18.....	@BLU
6/11-13.....	@SWB	7/18-22.....	@MOB	6/8-10.....	DUN	6/8-11.....	@WIS	8/19-20.....	JCY
6/14-17.....	@BUF	7/23-27.....	PNS	6/11-14.....	@PMB	6/12-14.....	@KC	8/21-23.....	GRN
6/19-21.....	SYR	7/28-8/1.....	@TNS	6/18-20.....	TAM	6/15-17.....	PEO	8/24-26.....	@BRS
6/22-24.....	SWB	8/2-6.....	MIS	6/21-24.....	@BRD	6/21-24.....	WIS	8/27-29.....	PUL
6/25-28.....	@SYR	8/8-12.....	JAX	6/26-28.....	@TAM	6/25-27.....	BEL		
6/29-7/1.....	LHV	8/14-18.....	@MIS	6/29-7/1.....	LAK	6/28-7/1.....	@BUR		
7/2-3.....	@PAW	8/19-23.....	@MTG	7/2-3.....	@CHA	7/2-3.....	@WIS		
7/4-5.....	PAW	8/24-28.....	JAX	7/4-5.....	DUN	7/4-5.....	WIS		
7/6-8.....	@LHV	8/30-9/3.....	JXN	7/6-8.....	@BRD	7/6-9.....	@KC		
7/12-15.....	@SWB			7/9-12.....	PMB	7/11-13.....	FW		
7/16-18.....	LOU			7/13-15.....	@LAK	7/14-16.....	LC		
7/19-22.....	NOR			7/16-18.....	STL	7/18-20.....	@GL		
7/24-26.....	@IND			7/19-21.....	LAK	7/21-23.....	@LAN		
7/27-29.....	@LOU			7/23-25.....	@JUP	7/25-27.....	CLI		
7/30-8/2.....	SWB			7/26-29.....	@DAY	7/28-29.....	QC		
8/3-5.....	@PAW			7/31-8/2.....	JUP	7/30-31.....	@QC		
8/7-9.....	TOL			8/3-5.....	FLO	8/1-3.....	@PEO		
8/10-12.....	CHA			8/6-8.....	@LKL	8/4-6.....	BEL		
8/13-15.....	@COL			8/9-12.....	@FLO	8/8-10.....	@CLI		
8/16-19.....	@TOL			8/13-16.....	CHA	8/11-12.....	@QC		
8/21-23.....	PAW			8/17-19.....	CLR	8/13-14.....	QC		
8/24-27.....	@SYR			8/21-23.....	@PMB	8/15-17.....	PEO		
8/28-30.....	BUF			8/24-26.....	@STL	8/18-20.....	@WIS		
8/31-9/3.....	LHV			8/27-30.....	BRD	8/21-23.....	@BEL		
				8/31-9/2.....	CLR	8/24-27.....	KC		
						8/29-31.....	BUR		
						9/1-3.....	@BEL		

## R - GCL TWINS

6/18.....	BAL	7/2.....	@BAL	7/16.....	BAL	7/28.....	BOS	8/11.....	BOS	8/24.....	@BOS
6/19.....	@BAL	7/3.....	BAL	7/17.....	@BAL	7/30.....	@BAL	8/13.....	BAL	8/25.....	BOS
6/20.....	BAL	7/4.....	@BAL	7/18.....	BAL	7/31.....	BAL	8/14.....	@BAL		
6/22.....	BOS	7/5.....	BAL	7/19.....	@BAL	8/1.....	@BAL	8/15.....	BAL		
6/23.....	@BOS	7/6.....	BOS	7/20.....	BOS	8/3.....	BOS	8/16.....	@BAL		
6/25.....	@TAM	7/7.....	@BOS	7/21.....	@BOS	8/4.....	@BOS	8/17.....	BOS		
6/26.....	TAM	7/9.....	TAM	7/23.....	@TAM	8/6.....	TAM	8/18.....	@BOS		
6/27.....	@TAM	7/10.....	@TAM	7/24.....	TAM	8/7.....	@TAM	8/20.....	@TAM		
6/28.....	TAM	7/11.....	TAM	7/25.....	@TAM	8/8.....	TAM	8/21.....	TAM		
6/29.....	@BOS	7/13.....	@BOS	7/26.....	TAM	8/9.....	@TAM	8/22.....	@TAM		
6/30.....	BOS	7/14.....	BOS	7/27.....	@BOS	8/10.....	@BOS				



## 2017 TWINS MINOR LEAGUE PLAYER AND PITCHER OF THE YEAR MITCH GARVER AND AARON SLEGERS

Catcher Mitch Garver was named the 2017 Sherry Robertson Award winner as the Twins Minor League Player of the Year and right-handed pitcher Aaron Slegers was named the 2017 Jim Rantz Award winner as the Twins Minor League Pitcher of the Year.

Garver, 26, split the season between Triple-A Rochester and Minnesota, combining to hit .279 (102-for-366) with 30 doubles, 17 home runs and 48 RBI in 111 games. The 6-foot-1, 220-pound catcher was named International League Player of the Week in early July and was named an International League Postseason All-Star.

The Albuquerque, New Mexico native was selected by the Twins in the ninth round of the 2013 First-Year Player Draft out of the University of New Mexico. He appeared in 23 games for the Twins this season, playing catcher, first base and outfield. In parts of five minor league seasons, he has hit .271 (493-for-1819) with 127 doubles, 51 home runs and 286 RBI in 508 games.



Slegers, 25, spent nearly the entire season with Triple-A Rochester, going 15-4 with a 3.40 ERA (148.1 IP, 56 ER), 29 walks and 119 strikeouts in 24 starts. He made his major league debut in August and appeared in four games (3 starts) for the Twins. Slegers led the Twins minor league system in wins, innings pitched and starts. Additionally, he led all of Triple-A in wins and was tied for first among all Minor League Baseball farmhands in wins. The 6-foot-10, 245-pound pitcher earned International League Pitcher of the Week honors in mid-July.

The Scottsdale, Arizona native was selected by the Twins in the fifth round of the 2013 First-Year Player Draft out of Indiana University. In parts of five minor league seasons, he has posted a record of 43-29 with a 3.50 ERA (601.0 IP, 234 ER), 134 walks and 447 strikeouts in 106 games (97 starts).



### SHERRY ROBERTSON AWARD

Year	Player	Pos
1970	Mark Wiley	P
1971	Steve Brye	OF
1972	Tom Smithson	C
1973	Craig Kusick	1B
1974	Butch Wynegar	C
1975	Steve Luebber	P
1976	Dan Graham	C
1977	Greg Field	P
1978	Steve Douglas	OF
1979	Steve Green	P
1980	Bob Konopa	P
1981	Kent Hrbek	1B
1982	Jeff Reed	C
1983	Tim Teufel	2B
1984	Curt Wardle	P
1985	Mark Davidson	OF
1986	Gene Larkin	1B
1987	Mike Dyer	P
1988	Pete Delkus	P
1989	Paul Sorrento	1B
1990	Denny Neagle	P
1991	Pat Mahomes	P
1992	Marty Cordova	OF
1993	LaTroy Hawkins	P

Year	Player	Pos
1994	LaTroy Hawkins	P
1995	Javier Valentin	C
1996	Todd Walker	3B-2B
1997	David Ortiz	1B
1998	Doug Mientkiewicz	1B
1999	Michael Restovich	OF
2000	John Barnes	OF
2001	Michael Cuddyer	3B
2002	Lew Ford	OF
2003	Joe Mauer	C
2004	Jason Kubel	OF
2005	David Winfree	3B
2006	Alexi Casilla	IF
2007	Brian Buscher	3B
2008	Ben Revere	OF
2009	Ben Revere	OF
2010	Joe Benson	OF
2011	Brian Dozier	SS
2012	Oswaldo Arcia	OF
2013	Byron Buxton	OF
2014	Kennys Vargas	1B/DH
2015	Max Kepler	OF/1B
2016	Zack Granite	OF
2017	Mitch Garver	C

### JIM RANTZ AWARD

Year	Player	Pos
2002	J.D. Durbin	RHP
2003	Jesse Crain	RHP
2004	Scott Baker	RHP
2005	Francisco Liriano	LHP
2006	Matt Garza	RHP
2007	Kevin Slowey	RHP
2008	Anthony Slama	RHP
2009	David Bromberg	RHP
2010	Kyle Gibson	RHP
2011	Liam Hendriks	RHP
2012	B.J. Hermsen	RHP
2013	Andrew Albers	LHP
2014	Jose Berrios	RHP
2015	Jose Berrios	RHP
2016	Stephen Gonsalves	LHP
2017	Aaron Slegers	RHP



# TWINS 2017 MINOR LEAGUE AWARDS

## SHERRY ROBERTSON MINOR LEAGUE PLAYER OF THE YEAR

Mitch Garver, C - Rochester

## JIM RANTZ MINOR LEAGUE PITCHER OF THE YEAR

Aaron Slegers, RHP - Rochester

### MINOR LEAGUE PLAYER OF THE MONTH

MONTH	NAME	POS	H	AB	AVG	R	RBI	2B	HR	AFFILIATE
April	Jermaine Palacios	SS	35	89	.393	17	11	3	1	Cedar Rapids
May	Chris Paul	3B	30	94	.319	9	8	5	1	Fort Myers
June	Zack Granite	OF	55	117	.470	23	12	11	2	Rochester
July	Jonathan Rodriguez	1B	44	115	.383	28	22	13	6	Chattanooga
August	Brent Rooker	LF	40	143	.280	23	35	6	11	Fort Myers

### MINOR LEAGUE PITCHER OF THE MONTH

MONTH	NAME	W-L-S	ERA	G/GS	IP	H/9	R	ER	SO/9	AFFILIATE
April	Nik Turley	0-1-0	0.44	4/2	20.1	2.2	1	1	15.9	Chattanooga
May	Randy Rosario	0-0-0	0.66	6/0	13.2	2.6	3	1	11.9	Chattanooga
June	Stephen Gonsalves	4-1-0	2.32	5/5	31.0	5.8	8	8	11.0	Chattanooga
July	Aaron Slegers	5-0-0	0.99	5/5	36.1	6.4	4	4	5.4	Rochester
August	Nick Anderson	0-0-0	0.00	11/11	11.1	3.9	0	0	7.9	Chattanooga

### MINOR LEAGUE PLAYER OF THE WEEK

WEEK	NAME	POS	STATISTICS	AFFILIATE
April 15	Travis Blankenhorn	3B	7 G, .379 (11-for-29), 5 R, 2 2B, 3 HR, 8 RBI	Cedar Rapids
April 22	Lachlan Wells	RHP	1 G, 1-0, 7.0 IP, 3 H, 0 R, 0 BB, 8 K	Fort Myers
April 29	Jermaine Palacios	SS	7 G, .387 (12-for-31), 4 R, 3 3B, 1 HR, 8 RBI	Cedar Rapids
May 6	Lewin Diaz	OF	5 G, .474 (9-for-19), 3 R, 4 2B, 2 HR, 8 RBI	Cedar Rapids
May 13	LaMonte Wade	OF	8 G, .440 (11-for-25), 6 R, 2 2B, 1 HR, 5 RBI, 9 BB	Chattanooga
May 20	Chris Paul	3B	6 G, .500 (11-for-22), 7 R, 4 2B, 1 HR, 6 RBI	Fort Myers
May 27	John Curtiss	RHP	3 G, 3 SV, 3.0 IP, 1 H, 0 R, 1 BB, 6 K	Chattanooga
June 3	Sean Poppen	RHP	2 G, 2-0, 13.1 IP, 8 H, 1 R, 0 ER, 1 BB, 11 K	Cedar Rapids
June 10	Nik Turley	RHP	1 G, 1-0, 6.0 IP, 4 H, 0 R, 2 BB, 15 K	Rochester
June 17	Zack Granite	OF	5 G, .526 (10-for-19), 5 R, 5 2B, 3 RBI, 6 BB	Rochester
June 24	Tyler Wells	RHP	1 G, 1-0, 8.0 IP, 4 H, 1 R, 1 ER, 0 BB, 10 K	Cedar Rapids
July 1	Trey Cabbage	LF	7 G, .333 (9-for-27), 8 R, 2 2B, 2 HR, 9 RBI, 8 BB	Elizabethton
July 8	Alex Robinson	LHP	3 G, 1 SV, 4.0 IP, 0 H, 0 R, 0 BB, 8 K	Cedar Rapids
July 15	Tanner English	OF	6 G, .450 (9-for-20), 7 R, 2 3B, 3 HR, 7 RBI, 3 BB	Fort Myers
July 22	Jonathan Rodriguez	1B	6 G, .429 (9-for-21), 7 R, 2 2B, 3 HR, 6 RBI, 5 BB	Chattanooga
July 29	Fernando Romero	RHP	2 G, 2-0, 10.0 IP, 7 H, 1 R, 1 ER, 4 BB, 15 K	Chattanooga
August 5	Clark Beeker	RHP	2 G, 1-0, 17.2 IP, 9 H, 0 R, 0 BB, 14 K	Cedar Rapids
August 12	Brent Rooker	LF	6 G, .348 (8-for-23), 4 R, 3 HR, 12 RBI	Fort Myers
August 19	Hector Lujan	RHP	3 G, 2 SV, 3.0 IP, 1 H, 0 R, 6 K	Cedar Rapids
August 26	Leonardo Reginatto	IF	7 G, .391 (9-for-23), 4 R, 3 2B, 1 HR, 2 RBI, 3 BB	Rochester
Sept. 2	Akil Baddoo	OF	6 G, .348 (7-for-27), 5 R, 2 2B, 1 HR, 4 RBI, 6 BB	Elizabethton



## BRENT ROOKER

Brent Rooker was drafted by the Twins in both 2016 and 2017, agreeing to terms in June as the 35th overall pick after earning SEC Player of the Year at Mississippi State. He rewarded Minnesota's patience by slugging 18 home runs in just 62 games between Elizabethton and Fort Myers in his first professional season.



# TWINS SCOUTING STAFF

Sean Johnson – SeanJohnson@twinsbaseball.com	Director of Scouting
Tim O'Neil – TimONeil@twinsbaseball.com	Assistant Scouting Director
Fred Guerrero – FredGuerrero@twinsbaseball.com	Director of Latin American Scouting & US Integration
Vern Followell – VernFollowell@twinsbaseball.com	Pro Scouting Coordinator
Deron Johnson – DeronJohnson@twinsbaseball.com	Senior Advisor to Scouting
Larry Corrigan – LarryCorrigan@twinsbaseball.com	Senior Advisor to Scouting
Amanda Daley – AmandaDaley@twinsbaseball.com	Senior Manager, International Administration & Education
Brit Minder – BritMinder@twinsbaseball.com	Coordinator, Amateur Scouting

## SCOUTING SUPERVISORS

Billy Corrigan – BillyCorrigan@twinsbaseball.com	Southeast Supervisor
Elliott Strankman – ElliottStrankman@twinsbaseball.com	West Coast Supervisor
Mark Quimuyog – MarkQuimuyog@twinsbaseball.com	East Coast Supervisor
Mike Ruth – MikeRuth@twinsbaseball.com	Midwest Supervisor

## SCOUTS

Andrew Ayers – AndrewAyers@twinsbaseball.com	Arizona, Colorado, New Mexico, Utah, Wyoming, Southern Nevada
Joe Bisenius – JoeBisenius@twinsbaseball.com	Iowa, Minnesota, Nebraska, North Dakota, South Dakota, Wisconsin
Kyle Blackwell – KyleBlackwell@twinsbaseball.com	Washington, Oregon, Idaho, Montana, Alaska
Trevor Brown – TrevorBrown@twinsbaseball.com	Texas (excluding Houston), North LA
Walt Burrows – WaltBurrows@twinsbaseball.com	Canada
Ken Compton – KenCompton@twinsbaseball.com	Major League Scout
Ty Dawson – TyroneDawson@twinsbaseball.com	Junior College Scout
J.R. DiMercurio – JRDimercurio@twinsbaseball.com	Arkansas, Kansas, Missouri, Oklahoma
Brett Dowdy – BrettDowdy@twinsbaseball.com	Florida: Panhandle, North, Southwest
Derrick Dunbar – DerrickDunbar@twinsbaseball.com	Kentucky, Mississippi, Tennessee
Abe Flores – AbeFlores@twinsbaseball.com	Professional Scout
Earl Frishman – EarlFrishman@twinsbaseball.com	Special Assignment Scout
Glenn Godwin – GlennGodwin@twinsbaseball.com	Scout
Bob Hegman – BobHegman@twinsbaseball.com	Professional Scout
Justin Kelley – JustinKelley@twinsbaseball.com	Mid-Atlantic Scout
David Kim – DavidKim@twinsbaseball.com	Pacific Rim
Mike Larson – MikelLarson@twinsbaseball.com	Scout
Luis Lajara – LuisLajara@twinsbaseball.com	Dominican Republic
John Leavitt – JohnLeavitt@twinsbaseball.com	Hawai'i, Southern California
Jose Leon – JoseLeon@twinsbaseball.com	Venezuela Coordinator of Scouting
Manuel Luciano – ManuelLuciano@twinsbaseball.com	Dominican Republic
Eury Luis – EuryLuis@twinsbaseball.com	Dominican Republic
John Manuel – JohnManuel@twinsbaseball.com	Professional Scout
Bill Mele – BillMele@twinsbaseball.com	Professional Scout
Bill Milos – BillMilos@twinsbaseball.com	Professional Scout
Seth Moir – SethMoir@twinsbaseball.com	Central and Southern California
Marlon Nava – MarlonNava@twinsbaseball.com	Venezuela
Jeff Pohl – JeffPohl@twinsbaseball.com	Michigan, Indiana, Illinois
Jack Powell – JackPowell@twinsbaseball.com	Georgia, Alabama
Michael Quesada – MichaelQuesada@twinsbaseball.com	Nevada, Central and Northern California
Greg Runser – GregRunser@twinsbaseball.com	Southeast TX, LA & Pitching Crosschecker
Eduardo Soriano – EduardoSoriano@twinsbaseball.com	Dominican Republic
Keith Stohr – KeithStohr@twinsbaseball.com	Professional Scout
Freddie Thon – FreddieThon@twinsbaseball.com	South Florida, Puerto Rico, & International Crosschecker
Oswaldo Troconis – OswaldoTroconis@twinsbaseball.com	Venezuela
Nick Venuto – NickVenuto@twinsbaseball.com	Ohio, West Virginia, Pennsylvania, Upstate New York
Matt Williams – MattWilliams@twinsbaseball.com	North Carolina, South Carolina, Western Virginia
John Wilson – JohnWilson@twinsbaseball.com	Connecticut, New Jersey, East New York, Massachusetts, Eastern Virginia, Maryland, Vermont, Rhode Island, Maine, New Hampshire, Delaware, Washington D.C.
Earl Winn – EarlWinn@twinsbaseball.com	Professional Scout
Wesley Wright – WesleyWright@twinsbaseball.com	Professional Scout

## PART-TIME SCOUTS

Hector Barrios	Panama
John Cortese	Italy
Kenny Su	Taiwan
Koji Takahashi	Japan
Lester Victoria	Curacao

## ASSOCIATE SCOUTS

Juan Padilla	Venezuela
Franklin Parra	Venezuela
Pablo Torres	Venezuela



# TWINS FIRST ROUND DRAFT PICKS

JUNE

JANUARY

## REGULAR PHASE

1965	Eddie Leon	SS
1966	Buzz Stephen	RHP
1967	Steve Brye	OF
1968	Alex Rowell	OF
1969	Paul Powell	OF
1970	Bob Gorinski	OF
1971	Dale Soderholm	SS
1972	Dick Ruthven	RHP
1973	Eddie Bane	LHP
1974	Ted Shipley	SS
1975	Rick Sofield	SS
1976	Jamie Allen	3B
1977	Paul Croft	OF
1978	Lenny Faedo	SS
1979	Kevin Brandt	OF
1980	Jeff Reed	C
1981	Mike Sodders	3B
1982	Bryan Delkers	LHP
1983	Tim Belcher	RHP
1984	Jay Bell	SS
1985	Jeff Bumgarner	RHP
1986	Derek Parks	C
1987	Willie Banks	RHP
1988	Johnny Ard	RHP
1989	Chuck Knoblauch	SS
1990	Todd Ritchie	RHP
1991	David McCarty	OF
1992	Dan Serafini	LHP
1993	Torii Hunter	OF
	Jason Varitek	C
1994	Todd Walker	2B
1995	Mark Redman	LHP
1996	Travis Lee	1B
1997	Michael Cuddyer	SS
	Matthew LeCroy	C
1998	Ryan Mills	LHP
1999	B.J. Garbe	OF
2000	Adam Johnson	RHP
2001	Joe Mauer	C
2002	Denard Span	OF
2003	Matt Moses	3B
2004	Trevor Plouffe	SS
	Glen Perkins	LHP
	Kyle Waldrop	RHP
	Matthew Fox	RHP
	Jay Rainville	RHP
2005	Matt Garza	RHP
	Henry Sanchez	1B
2006	Chris Parmelee	OF
2007	Ben Revere	OF
2008	Aaron Hicks	OF
2009	Kyle Gibson	RHP
2010	Alex Wimmers	RHP
2011	Levi Michael	SS
2012	Byron Buxton	OF
2013	Kohl Stewart	RHP
2014	Nick Gordon	INF
2015	Tyler Jay	LHP
2016	Alex Kirilloff	OF
2017	Royce Lewis	SS

1965	(No Selection)	
1965	(No Selection)	
1966	Charles Chase	OF
1966	Robert Crosby	RHP
1967	Leonard Weems	OF
1967	Clifford Foster	1B
1968	David Hoot	OF
1968	Eric Soderholm	3B
1969	Gary Wilburn	C
1969	John Hurley	RHP
1970	Sayle Brown	RHP
1970	George Pugh	LHP
1971	Jerry Maberry	RHP
1971	Jeff Hooper	RHP
1972	Low Lerner	LHP
1972	Bob Koepfel	OF
1973	Joseph Honce	OF
1973	Dennis Sherow	OF
1974	Mark Lockwood	LHP
1974	Jerry Garvin	LHP
1975	Donald Albares	2B
1975	Mark Wilson	OF
1976	Bob Veselic	RHP
1976	Pete Redfern	RHP
1977	Lance Hallberg	1B
1977	Mike Walters	RHP
1978	Ralph Citarella	RHP
1978	Keith Isaacs	RHP
1979	Joseph McCarthy	OF
1979	Joseph Plummer	RHP
1980	Jeff Barnard	RHP
1980	Nattie George	OF
1981	Peter Kutsukos	RHP
1981	Rhett Whisman	3B
1982	Kirby Puckett	OF
1982	Mark Margis	LHP
1983	Kevin Hammond	RHP
1983	Coe Brier	C
1984	Carl Cox	LHP
1984	Alan Sontag	RHP
1985	Tony Faryniarz	RHP
1985	Garnett O'Connor	RHP
1986	Jarvis Brown	2B
1986	Toby Nivens	RHP

(January Draft Ended)

Bold indicates signed players

## SECONDARY PHASE

1965	(No selection)	
1966	Bob Jones	3B
1967	Ken Szotkiewicz	SS
1968	Danny Thompson	SS
1969	Ralph Dick	OF
1970	Daniel Guerrero	C
1971	Glenn Borgmann	C
	Randolph Deterio	C
1972	John Eichholtz	RHP
1973	Wayne Williams	2B
1974	Gary Bishop	OF
1975	Hosken Powell	OF

1976	Gregory Vogel	2B
1977	Frank Ferroni	LHP
1978	Bruce Kastelic	SS
1979	Gary Gaetti	3B
1980	John Palica	OF
1981	John Salery	OF
1982	Curt Kindred	RHP
1983	Oddibe McDowell	OF
1984	Eddy Yanas	OF
1985	Dewayne Coleman	RHP
1986	James McClellan	RHP

(Secondary Phase Ended)



# TWINS 2017 FIRST-YEAR PLAYER DRAFT

RD	PLAYER	POS	B/T	HT	WT	DOB	HOMETOWN	SCHOOL	SCOUT
1 (1)	Royce Lewis	SS	R/R	6-1	185	6/5/99	Alison Viejo, CA	JSerra Catholic HS (CA)	Leavitt
CB-A (35)	Brent Rooker	OF	R/R	6-4	220	11/1/94	Germantown, TN	Mississippi State University	Dunbar
2 (37)	Landon Leach	RHP	R/R	6-4	205	7/12/99	Pickering, Ont., CAN	Pickering HS (Ont., CAN)	Burrows
3 (76)	Blayne Enlow	RHP	R/R	6-3	180	3/21/99	St. Amant, LA	St. Amant HS (LA)	Runser
4 (106)	Charlie Barnes	LHP	L/L	6-1	170	10/1/95	Sumter, SC	Clemson University	Moir
5 (136)	Andrew Bechtold	3B	R/R	6-1	195	4/18/96	Chadds Ford, PA	Chipola College (FL)	Powell
6 (166)	Ricky De La Torre	SS	R/R	6-2	175	1/21/99	Juana Diaz, PR	Puerto Rico Baseball Academy	Thon
7 (196)	Ryley Widell	LHP	L/L	6-4	205	6/1/97	Haiku, HI	Central Arizona College	Williams
8 (226)	Bryan Sammons	LHP	L/L	6-4	225	4/27/95	Wilmington, NC	Western Carolina University	Moir
9 (256)	Mark Contreras	OF	L/R	6-0	185	1/24/95	Moreno Valley, CA	University of California – Riverside	Leavitt
10 (286)	Calvin Faucher	RHP	R/R	6-1	175	9/22/95	Chula Vista, CA	University of California – Irvine	Leavitt
11 (316)	Gabriel Rodriguez	OF	L/L	6-2	195	4/9/99	Tao Alta, PR	Adela Rolon Fuentes (PR)	Thon
12 (346)	Bailey Ober	RHP	R/R	6-8	250	7/12/95	Huntersville, NC	College of Charleston (SC)	Moir
13 (376)	Jared Akins	OF	L/R	6-3	195	12/12/96	Fresno, CA	Fresno State University (CA)	Quesada
14 (406)	Derek Molina	RHP	L/R	6-3	195	7/27/97	Atwater, CA	Merced College (CA)	Quesada
15 (436)	Rickey Ramirez	RHP	R/R	6-0	160	10/20/96	Marysville, CA	Fresno State University (CA)	Quesada
16 (466)	Cade Smith	RHP	R/R	6-5	220	5/9/99	Abotsford, BC, CAN	Mennonite Educational Inst. (CAN)	Burrows
17 (496)	Andrew Cosgrove	C	R/R	6-2	200	7/31/96	Kirkland, WA	North Carolina State University	Moir
18 (526)	Colton Burns	CF	L/R	6-3	195	10/19/95	Valencia, CA	U of California – Santa Barbara	Cameron
19 (556)	Jordan Gore	SS	R/R	6-0	180	8/3/94	Conway, SC	Coastal Carolina University (SC)	Moir
20 (586)	Tyler Gray	RHP	R/R	6-2	185	5/21/96	Fort Smith, AR	University of Central Arkansas	DiMercurio
21 (616)	Colton Waltner	C	R/R	6-1	190	8/13/95	Newbury Park, CA	University of San Diego	Leavitt
22 (646)	Christian Broussard	RHP	R/R	6-2	250	10/21/96	Ramona, CA	California State U – Los Angeles	Cameron
23 (676)	Jared Finkel	RHP	R/R	6-3	205	4/27/96	Oradell, NJ	Iona College (NY)	J. Wilson
24 (706)	T.J. Dixon	CF	L/L	5-11	185	10/14/94	Mobile, AL	Samford University (AL)	Powell
25 (736)	Carson Crites	2B	R/R	6-0	195	1/18/95	Amarillo, TX	Southeastern Louisiana University	Runser
26 (766)	Jordan Spicer	RHP	R/R	6-3	205	6/15/97	Hollywood, FL	Polk State College (FL)	Dowdy
27 (796)	Chandler Taylor	RF	L/L	6-2	220	2/7/96	Montgomery, AL	University of Alabama	Powell
28 (826)	Joe Record	RHP	R/R	6-3	225	1/12/95	Placentia, CA	U of California – Santa Barbara	Cameron
29 (856)	Griffin Roberts	RHP	R/R	6-3	210	6/13/96	Hartfield, VA	Wake Forest University (NC)	Moir
30 (886)	Alex Robles	RHP	R/R	5-11	195	7/7/95	Tucson, AZ	Austin Peay State University (TN)	Dunbar
31 (916)	Luke Miller	3B	R/R	6-3	195	7/17/96	Muncie, IN	University of Indiana	Pohl
32 (946)	Nick Brown	RHP	R/R	6-1	190	11/20/94	Gainesville, VA	College of William and Mary (VA)	J. Wilson
33 (976)	J.J. Robinson	1B	L/R	6-4	220	10/11/92	Colfax, WA	Lewis–Clark State College (ID)	Brown
34 (1006)	Max Meyer	RHP	R/R	6-0	170	3/12/99	Woodbury, MN	Woodbury HS (MN)	M. Wilson
35 (1036)	Adam Oviedo	SS	R/R	6-1	190	12/21/98	Grandview, TX	Alvarado HS (TX)	Esposito
36 (1066)	Josh McMinn	RHP	R/R	6-4	195	4/29/96	Oklahoma City, OK	Oral Roberts University (OK)	DiMercurio
37 (1096)	Patrick Bailey	C	S/R	6-0	180	5/29/99	Greensboro, NC	Wesleyan Christian Academy (NC)	Moir
38 (1126)	Benjamin Rodriguez	1B	R/R	6-6	240	11/9/94	Paradise Valley, AZ	Pepperdine University (CA)	Cameron
39 (1156)	Jonathan DeLuca	CF	S/R	5-11	180	7/10/98	Agoura Hills, CA	Agoura HS (CA)	Cameron
40 (1186)	Austin Bizzle	RHP	R/R	6-1	205	3/16/95	Panama City, FL	Alabama State University	Powell

**BOLD** indicates signed player

\* The Twins signed 29 players from the 2017 First-Year Player Draft.

## ROYCE LEWIS

Royce Lewis became the third player ever drafted first overall in the First-Year Player Draft by the Minnesota Twins. The previous two were Joe Mauer in 2001 and Tim Lincecum in 1983 (did not sign).









YEAR	TEAM	AVG	G	AB	R	H	2B	3B	HR	RBI	SH	SF	HB	BB	SO	SB	CS	OBP	OPS
2016																			
DID NOT PLAY - INJURED																			
2017	Elizabethton	.296	39	142	19	42	6	0	3	19	0	3	2	12	40	2	1	.352	.754
Minor League Totals		.296	39	142	19	42	6	0	3	19	0	3	2	12	40	2	1	.352	.754

**ALVAREZ, JHONATHAN DAVID (JHON)****CATCHER**

HEIGHT: 6-0

BATS: R

BORN: 2/18/1996 in Merida, VZ

WEIGHT: 218

THROWS: R

RESIDES: Merida, VZ

SIGNED BY: Jose Leon

SCHOOL: --

HOW OBTAINED: Signed as an undrafted free agent, July 9, 2012.

2017: Began the season with GCL Twins...transferred to Single-A Ft. Myers for one game in September...2016: Spent entire season with GCL Twins...on disabled list June 24-July 11 with right elbow inflammation.

YEAR	TEAM	AVG	G	AB	R	H	2B	3B	HR	RBI	SH	SF	HB	BB	SO	SB	CS	OBP	OPS
2013	DSL Twins	.138	34	87	10	12	3	0	1	6	0	0	4	13	31	1	2	.279	.486
2014	DSL Twins	.211	34	109	14	23	1	1	0	9	1	0	2	20	27	0	2	.344	.583
2015	DSL Twins	.250	39	128	19	32	7	0	3	15	2	1	5	11	18	2	2	.331	.706
2016	GCL Twins	.259	25	58	6	15	2	0	0	3	0	1	0	11	11	0	0	.371	.664
2017	GCL Twins	.205	18	39	3	8	0	0	0	1	1	0	1	7	9	0	0	.340	.545
	Ft. Myers	.000	1	3	0	0	0	0	0	0	0	0	0	0	0	0	0	.000	.000
Minor League Totals		.212	151	424	52	90	13	1	4	34	4	2	12	62	96	3	6	.328	.604

**ANDERSON, BRADY DOUGLAS****PITCHER**

HEIGHT: 5-11

BATS: R

BORN: 11/10/1992 in Arcadia, FL

WEIGHT: 181

THROWS: R

RESIDES: Arcadia, FL

SIGNED BY: Freddie Thon

SCHOOL: Florida Gulf Coast University

HOW OBTAINED: Signed as an undrafted free agent, June 18, 2016.

2017: Began the season with Single-A Cedar Rapids making two relief appearances before transferring to Single-A Ft. Myers April 13...in nine relief appearances for the Miracle went 2-0, 2.96 ERA (24.1 IP, 8 ER) with two walks and 13 strikeouts compared to 4-8, 4.36 ERA (88.2 IP, 43 ER) with 23 walks and 45 strikeouts in 18 starts...on the disabled list with the Miracle from August 26 to September 3 with a right groin strain...2016: Began professional career with GCL Twins in the bullpen...tossed 3.2 scoreless innings before making four starts for the Twins...transferred to Single-A Cedar Rapids where he finished the season making six starts, allowing runs in just three of the starts...PERSONAL: Signed as an undrafted free agent by the Twins June 18, 2016...attended Florida Gulf Coast University...finished 2016 second in the ASUN with 99.2 innings, and was seventh with a 3.97 ERA...holds the FGCU record in innings pitched (292.2) and ranks in top 10 in starts (35), wins (16), saves (11) and strikeouts (190)...played for Willmar Stingers of the Northwoods League in summer of 2012.

YEAR	TEAM	W-L	ERA	G	GS	CG	SH	SV	IP	H	R	ER	HR	HB	BB	SO	WP	K/9	BAA
2016	GCL Twins	2-0	0.98	8	4	0	0	0	27.2	18	3	3	0	2	25	0	8.1	.182	
	Cedar Rapids	3-1	2.62	6	6	0	0	0	34.1	37	12	10	1	1	7	19	1	5.0	.285
2017	Cedar Rapids	0-1	1.42	2	0	0	0	1	6.1	4	1	1	0	0	1	4	1	4.7	.174
	Ft. Myers	6-8	4.06	27	18	0	0	0	113.0	133	57	51	16	5	25	58	10	4.6	.294
Minor League Totals		11-10	3.23	43	28	0	0	1	181.1	192	73	65	17	8	35	106	12	5.3	.272

**ANDERSON, NICK PAUL****PITCHER**

HEIGHT: 6-5

BATS: R

BORN: 7/5/1990 in Crosby, MN

WEIGHT: 200

THROWS: R

RESIDES: Brainerd, MN

SIGNED BY: Bill Milos

SCHOOL: Mayville State University (ND)

HOW OBTAINED: Signed as an undrafted free agent, August 7, 2015.

2017: Split the season between Single-A Ft. Myers and Double-A Chattanooga...began season tossing 13.1 scoreless innings, going 2-for-2 in save opportunities for the Miracle over nine appearances...transferred to Chattanooga June 1 and finished season with Lookouts...had two streaks of at least 10 appearances without allowing a run with the Lookouts, 14 games from June 10 to July 28 (16.1 IP) and August 3-31 (11.1 IP)...went 11-for-11 in save opportunities between both levels...held right-handers to a .145 average with two walks and 18 strikeouts in 18.2 IP...was one of four Lookout relievers with a sub-1.10 ERA (Gabriel Moya, John Curtiss and Nick Burdi)...2016: Began season with Single-A Ft. Myers...transferred to Single-A Cedar Rapids May 24...allowed one earned run while striking out 11 in first 8.0 IP with the Miracle...finished the season with a combined record of 4-3 with 13 saves in 16 opportunities, a 2.65 ERA (57.2 IP, 17 ER), 16 walks and 75 strikeouts while opponents hit .191 in 42 relief appearances...2015: Signed with the Twins out of the Independent Frontier League on August 7 after going 2-0, 0.65 ERA (27.2 IP, 2 ER) with 13 saves, six walks and 35 strikeouts for the Frontier Greys...made nine appearances for Single-A Cedar Rapids, including converting all four of his save opportunities...did not walk a batter in 12.0 innings while striking out 12...2014: Did not play professional baseball...2013: Played in the Independent Frontier League for Rockford...PERSONAL: Originally selected by the Brewers in the 32nd round of the 2012 First-Year Player Draft but did not sign...played collegiate baseball at Mayville State University (ND), where he was First-Team All-Conference in 2012 after posting a 1.95 ERA (60.0 IP, 13 ER) with nine walks and 70 strikeouts...began his collegiate career playing three seasons at St. Cloud State before transferring to Mayville State.

YEAR	TEAM	W-L	ERA	G	GS	CG	SH	SV	IP	H	R	ER	HR	HB	BB	SO	WP	K/9	BAA
2012	Rockford (Ind.)	1-4	7.71	7	7	0	0	0	32.2	42	35	28	5	0	21	20	4	5.5	---
2013	Rockford (Ind.)	5-10	6.42	16	16	0	0	0	81.1	94	67	58	11	5	38	69	11	7.6	---
2015	Frontier (Ind.)	2-0	0.65	25	0	0	0	13	27.2	17	2	2	0	0	6	35	0	11.4	---
2015	Cedar Rapids	0-1	0.75	9	0	0	0	4	12.0	7	1	1	1	1	0	12	0	9.0	.167
2016	Cedar Rapids	4-0	0.90	12	0	0	0	3	20.0	6	3	2	0	0	3	28	0	12.6	.090
	Ft. Myers	0-3	3.58	30	0	0	0	10	37.2	33	16	15	2	1	13	47	2	11.2	.241
2017	Ft. Myers	2-0	0.89	15	0	0	0	2	20.1	13	2	2	0	0	3	20	2	8.9	.186
	Chattanooga	2-1	1.07	29	0	0	0	9	33.2	19	4	4	0	1	7	37	1	9.9	.165
Independent League Totals		8-14	5.59	48	23	0	0	13	141.2	153	104	88	16	5	65	124	15	7.9	---
Minor League Totals		8-5	1.75	95	0	0	0	28	123.2	78	26	24	3	3	26	144	5	10.5	.181



**ANDUJAR, JOSE GERALDO** **OUTFIELDER**

**HEIGHT:** 6-2 **BATS:** R **BORN:** 11/20/2000 in Santo Domingo Centro, DR  
**WEIGHT:** 185 **THROWS:** R **RESIDES:** Santo Domingo Centro, DR  
**SIGNED BY:** Eduardo Soriano **SCHOOL:** --  
**HOW OBTAINED:** Signed as an undrafted free agent, July 3, 2017.

YEAR	TEAM	AVG	G	AB	R	H	2B	3B	HR	RBI	SH	SF	HB	BB	SO	SB	CS	OBP	OPS
------	------	-----	---	----	---	---	----	----	----	-----	----	----	----	----	----	----	----	-----	-----

2018 will be first professional season.

**ARIAS, JEAN CARLOS DE JESUS (JEAN CARLOS)** **OUTFIELDER**

**HEIGHT:** 5-11 **BATS:** L **BORN:** 1/14/1998 in Santiago de los Caballeros, Santiago, DR  
**WEIGHT:** 171 **THROWS:** L **RESIDES:** Licey, Santiago, DR  
**SIGNED BY:** Manuel Luciano **SCHOOL:** --  
**HOW OBTAINED:** Signed as an undrafted free agent, July 2, 2014.

2017: Spent entire season with GCL Twins...named a GCL Postseason All-Star...2016: Spent entire season with GCL Twins...went 2-for-5 with a double and a triple July 5 at GCL Rays...2015: Spent first professional season with the DSL Twins where he led the club in average, RBI, doubles and triples, and was second in runs scored...his nine triples were the second most in the DSL.

YEAR	TEAM	AVG	G	AB	R	H	2B	3B	HR	RBI	SH	SF	HB	BB	SO	SB	CS	OBP	OPS
2015	DSL Twins	.311	44	164	41	51	13	9	2	37	1	4	2	18	30	11	6	.378	.915
2016	GCL Twins	.202	45	124	14	25	4	2	0	9	3	1	1	10	28	7	3	.265	.531
2017	GCL Twins	.298	48	168	30	50	7	4	5	32	1	0	2	14	42	10	3	.359	.835
<b>Minor League Totals</b>		<b>.276</b>	<b>137</b>	<b>456</b>	<b>85</b>	<b>126</b>	<b>24</b>	<b>15</b>	<b>7</b>	<b>78</b>	<b>5</b>	<b>5</b>	<b>5</b>	<b>42</b>	<b>100</b>	<b>28</b>	<b>12</b>	<b>.341</b>	<b>.781</b>

**ARRAEZ, LUIS SANGEL** **INFIELDER**

**HEIGHT:** 5-10 **BATS:** L **BORN:** 4/9/1997 in San Felipe, Yaracuy, VZ  
**WEIGHT:** 177 **THROWS:** R **RESIDES:** San Felipe, Yaracuy, VZ  
**SIGNED BY:** Jose Leon **SCHOOL:** --  
**HOW OBTAINED:** Signed as an undrafted free agent, November 5, 2013.

2017: Began season with Single-A Ft. Myers...was placed on disabled list April 10 with a right knee sprain and missed remainder of season...2016: Spent entire season with Single-A Cedar Rapids...youngest player on the Kernels roster was named to the Midwest League Mid- and Postseason All-Star teams...first and second career home runs in back-to-back games April 14 and 15...batting average reached .300 on May 4 and never dipped below...scored game-winning run on walk-off wild pitch July 6...first five-hit game August 2 at Burlington...named Twins minor league Player of the Week August 6 after going 10-for-22 (.455) with a double, four RBI and six runs in six games...16-game hit-streak August 12-27...named Twins minor league Player of the Month for August after hitting .425 (48-for-113) with seven doubles, 18 RBI and 13 runs scored...earned Midwest League batting tile, hitting .347 (165-for-475) ahead of Will Maddox (.339)...finished second in MWL in hits and fourth with .386 OBP...went 7-for-9 with two triples and three RBI in two-game sweep of Clinton in the MWL quarterfinals...hit .550 (11-for-20) in five Postseason games...led the MWL with a .347 batting average in the regular season...led the Kernels in hits and doubles...rated as the best hitter for average and best strike zone discipline in the Twins organization by *Baseball America* following the season...2015: Spent first season with the GCL Twins...led the GCL in games and at-bats, was second in doubles, third in hits, fourth in total bases (81) and sixth in batting average...his 23.30 TPA/SO ratio was the highest in the GCL and third highest in all of the minor leagues...also led the GCL Twins in runs and RBI...played in 57 of the Twins 59 games...named a GCL Postseason All-Star and *Baseball America* Rookie All-Star...named the second baseman on the Twins Organization All-Star team by MiLB.com...played for Navegantes del Magallanes in the Venezuelan Winter League.

YEAR	TEAM	AVG	G	AB	R	H	2B	3B	HR	RBI	SH	SF	HB	BB	SO	SB	CS	OBP	OPS
2014	DSL Twins	.348	31	115	23	40	6	0	0	15	1	1	2	16	9	10	5	.433	.833
2015	GCL Twins	.309	57	207	23	64	15	1	0	19	2	1	4	19	10	8	8	.377	.768
2016	Cedar Rapids	.347	114	475	67	165	31	3	3	66	4	3	1	31	51	3	3	.386	.830
2017	Ft. Myers	.385	3	13	1	5	0	1	0	1	0	0	0	0	0	0	0	.385	.923
<b>Minor League Totals</b>		<b>.338</b>	<b>205</b>	<b>810</b>	<b>114</b>	<b>274</b>	<b>52</b>	<b>5</b>	<b>3</b>	<b>101</b>	<b>7</b>	<b>5</b>	<b>7</b>	<b>66</b>	<b>70</b>	<b>21</b>	<b>16</b>	<b>.391</b>	<b>.817</b>

**ASTUDILLO, WILLIAMS JOSE** **CATCHER**

SEE PAGE 34

**AYBAR, ERICK** **INFIELDER**

SEE PAGE 35

**BADDOO, AKIL NEOMON** **OUTFIELDER**

**HEIGHT:** 5-11 **BATS:** L **BORN:** 8/16/1998 in Silver Springs, MD  
**WEIGHT:** 195 **THROWS:** L **RESIDES:** Conyers, GA  
**SIGNED BY:** Jack Powell **SCHOOL:** Salem (GA) High School  
**HOW OBTAINED:** Selected by Twins in lottery round B (74th overall) in 2016 First-Year Player Draft.

2017: Began season with Rookie GCL Twins...transferred to Rookie Elizabethton July 20 and finished season with the E-Twins...hit .389 (35-for-90) with 16 extra-base hits and 13 RBI in 24 August games to be named the MiLB.com Appalachian League Player of the Month...named a *Baseball America* Rookie All-Star and MiLB.com Twins Organizational All-Star following the season...2016: Began career with GCL Twins...on disabled list July 12-20...**PERSONAL:** Was rated the 63rd best prospect by *Baseball America* and the 72nd best prospect by MLB.com entering the 2016 draft...in 2015, was a Perfect Game Underclass High Honorable Mention...in 2016, was named a Rawlings-Perfect Game Second-Team All-American, and named to the Southeast - All Region First-Team.

YEAR	TEAM	AVG	G	AB	R	H	2B	3B	HR	RBI	SH	SF	HB	BB	SO	SB	CS	OBP	OPS
2016	GCL Twins	.178	38	107	15	19	0	2	2	15	0	1	1	18	36	8	1	.299	.570
2017	GCL Twins	.267	20	75	18	20	4	3	1	10	0	0	2	9	13	4	0	.360	.800
	Elizabethton	.357	33	126	39	45	15	2	3	19	0	1	3	27	19	5	4	.478	1.057
<b>Minor League Totals</b>		<b>.273</b>	<b>91</b>	<b>308</b>	<b>72</b>	<b>84</b>	<b>19</b>	<b>7</b>	<b>6</b>	<b>44</b>	<b>0</b>	<b>2</b>	<b>6</b>	<b>54</b>	<b>68</b>	<b>17</b>	<b>5</b>	<b>.389</b>	<b>.828</b>



**BAEZ, LOUIS MANUEL**

**OUTFIELDER**

HEIGHT: 5-11  
WEIGHT: 170

BATS: R  
THROWS: R  
SCHOOL: --

BORN: 11/23/2000 in San Cristobal, DR  
RESIDES: San Cristobal, DR

SIGNED BY: Luis Lahara

HOW OBTAINED: Signed as an undrafted free agent, July 3, 2017.

YEAR	TEAM	AVG	G	AB	R	H	2B	3B	HR	RBI	SH	SF	HB	BB	SO	SB	CS	OBP	OPS
------	------	-----	---	----	---	---	----	----	----	-----	----	----	----	----	----	----	----	-----	-----

2018 will be first professional season.

**BAEZ, YANCARLOS PATRICIO**

**PITCHER**

HEIGHT: 6-2  
WEIGHT: 165

BATS: S  
THROWS: R  
SCHOOL: --

BORN: 9/21/1995 in San Cristobal, DR  
RESIDES: Bani, DR  
SCHOOL: --

ORIGINALLY SIGNED BY: Yankees as an undrafted free agent, July 2, 2012.

HOW OBTAINED: Selected in the Triple-A phase of 2017 Rule 5 draft from NYY.

2017: Made transition from position player to pitcher prior to the season...spent entire season with the GCL Yankees East making eight appearances (5 starts)...placed on the 60-day disabled list September 4 due to right shoulder surgery...selected by Minnesota in the Triple-A phase of the Rule 5 draft in December...2016: In 29 games between the GCL Yankees East and short-season Single-A Staten Island, hit .092 (9-for-98) with a double, four RBI and three stolen bases...played third base (20G/19GS), shortstop (5GS) and second (2GS)...2015: Spent the majority of the season with the GCL Yankees 2, batting .235 (48-for-204) with five doubles, two triples, four home runs and 22 RBI in 54 games...was promoted to Single-A Tampa on September 1 and went 2-for-9 (.222) in three games...2014: In his professional debut, combined with the DSL Yankees 1 (50G) and the GCL Yankees 2 (14G) to hit .237 (63-for-266) with eight doubles, six triples, two home runs and 35 RBI in 65 games.

YEAR	TEAM	AVG	G	AB	R	H	2B	3B	HR	RBI	SH	SF	HB	BB	SO	SB	CS	OBP	OPS
2014	DSL Yankees1	.253	51	217	40	55	8	5	2	33	0	1	1	27	50	16	1	.337	.701
2014	GCL Yankees2	.163	14	49	3	8	0	1	0	2	1	0	0	2	18	3	0	.196	.400
2015	GCL Yankees2	.235	54	204	27	48	5	2	4	22	1	3	0	20	49	8	5	.300	.638
	Tampa	.222	3	9	1	2	1	0	0	0	0	0	0	0	3	0	0	.222	.555
2016	GCL Yankees East	.143	14	49	3	7	0	0	0	2	0	1	0	3	20	3	0	.189	.332
	Staten Island	.041	15	49	3	2	1	0	0	2	0	0	1	1	20	0	0	.078	.139
<b>Minor League Totals</b>		<b>.211</b>	<b>151</b>	<b>577</b>	<b>77</b>	<b>122</b>	<b>15</b>	<b>8</b>	<b>6</b>	<b>61</b>	<b>2</b>	<b>5</b>	<b>2</b>	<b>53</b>	<b>160</b>	<b>30</b>	<b>6</b>	<b>.278</b>	<b>.574</b>

YEAR	TEAM	W-L	ERA	G	GS	CG	SH	SV	IP	H	R	ER	HR	HB	BB	SO	WP	K/9	BAA
2017	GCL Yankees East	0-2	3.51	8	5	0	0	0	25.2	24	14	10	1	1	7	16	7	5.6	.250
<b>Minor League Totals</b>		<b>0-2</b>	<b>3.51</b>	<b>8</b>	<b>5</b>	<b>0</b>	<b>0</b>	<b>0</b>	<b>25.2</b>	<b>24</b>	<b>14</b>	<b>10</b>	<b>1</b>	<b>1</b>	<b>7</b>	<b>16</b>	<b>7</b>	<b>5.6</b>	<b>.250</b>

**BALAN, PETRU VALENTINOVICH**

**PITCHER**

HEIGHT: 6-0  
WEIGHT: 185

BATS: L  
THROWS: L  
SCHOOL: --

BORN: 2/22/1996 in Tiraspol, Moldova  
RESIDES: Tiraspol, Moldova

SIGNED BY: Glenn Godwin

HOW OBTAINED: Signed as an undrafted free agent, November 11, 2016.

2017: Began his professional career with the GCL Twins...2016: Invited to play for the European All-Star team...signed as an undrafted free agent with the Twins November 11...PERSONAL: Is the second player ever to sign from Moldova, his brother Vadim was the first in 2015...represented the Moldova National Team in the European Championships in Poland from 2007-09...attended the MLB European Academy in 2012, 2014 and 2015.

YEAR	TEAM	W-L	ERA	G	GS	CG	SH	SV	IP	H	R	ER	HR	HB	BB	SO	WP	K/9	BAA
2017	GCL Twins	1-3	7.23	9	5	0	0	1	23.2	27	22	19	0	5	19	23	4	8.7	.290
<b>Minor League Totals</b>		<b>1-3</b>	<b>7.23</b>	<b>9</b>	<b>5</b>	<b>0</b>	<b>0</b>	<b>1</b>	<b>23.2</b>	<b>27</b>	<b>22</b>	<b>19</b>	<b>0</b>	<b>5</b>	<b>19</b>	<b>23</b>	<b>4</b>	<b>8.7</b>	<b>.290</b>

**BALAN, VADIM**

**PITCHER**

HEIGHT: 6-1  
WEIGHT: 198

BATS: R  
THROWS: R  
SCHOOL: --

BORN: 5/25/1993 in Tiraspol, Moldova  
RESIDES: Tiraspol, Moldova

SIGNED BY: Glenn Godwin

HOW OBTAINED: Signed as an undrafted free agent, June 1, 2015.

2017: Began the season with the GCL Twins after missing 2016 due to injury...appeared in nine games before being placed on the disabled list August 3 for the remainder of the season with right shoulder impingement syndrome...2016: Missed entire season on the disabled list with a stress reaction in his back...PERSONAL: Is the first player ever to sign from Moldova...pitched for the Ostrava Arrows in the Czech Extraleague...was in the MLB European Academy in 2013.

YEAR	TEAM	W-L	ERA	G	GS	CG	SH	SV	IP	H	R	ER	HR	HB	BB	SO	WP	K/9	BAA
2015	GCL Twins	0-0	0.00	1	0	0	0	0	1.2	0	0	0	0	1	0	4	0	21.6	.000
2016	DID NOT PLAY - INJURED																		
2017	GCL Twins	1-1	2.31	9	0	0	0	4	11.2	9	9	3	0	3	7	9	3	6.9	.205
<b>Minor League Totals</b>		<b>1-1</b>	<b>2.03</b>	<b>10</b>	<b>0</b>	<b>0</b>	<b>0</b>	<b>4</b>	<b>13.1</b>	<b>9</b>	<b>9</b>	<b>3</b>	<b>0</b>	<b>4</b>	<b>7</b>	<b>13</b>	<b>3</b>	<b>8.8</b>	<b>.184</b>

MINOR LEAGUES



## BALAZOVIC, JORDAN BLAKE

## PITCHER

HEIGHT: 6-4  
WEIGHT: 175

SIGNED BY: Walt Burrows

HOW OBTAINED: Selected by Twins in 5th round of 2016 First-Year Player Draft.

BATS: R

THROWS: R

SCHOOL: St. Martin Secondary School (CAN)

BORN: 9/17/1998 in Oakville, Ontario, CAN

RESIDES: Mississauga, Ontario, CAN

2016: Began professional career with GCL Twins making two relief appearances before finishing season with six starts...PERSONAL: Was ranked as the highest prep school Canadian and the 134th best prospect in the draft by *Baseball America*, and also as the 127th overall prospect by MLB.com...played for the Canadian Junior National Team and tossed 9.0 scoreless innings with three hits allowed, no walks and eight strikeouts in a two-game trip to the Dominican Republic in 2016...grandfather Joe Balazovic played two seasons in the Cleveland system, including making his professional debut in 1957 with the Fargo-Moorhead Twins...was named the Rawlings-Perfect Game All-Region selection from the Canada/Puerto Rico region in 2016...in 2015, he earned all-tournament honors at the Perfect Game World Wood Bat Championship after tossing a complete game allowing two walks and six hits with five strikeouts.

YEAR	TEAM	W-L	ERA	G	GS	CG	SH	SV	IP	H	R	ER	HR	HB	BB	SO	WP	K/9	BAA
2016	GCL Twins	2-1	1.97	8	6	0	0	1	32.0	26	9	7	0	7	5	16	0	4.5	.217
2017	GCL Twins	1-3	4.91	10	3	0	0	0	40.1	47	25	22	5	2	20	29	1	6.5	.297
Minor League Totals		3-4	3.61	18	9	0	0	1	72.1	73	34	29	5	9	25	45	1	5.6	.263

## BANUELOS, DAVID CLEMENTE

## CATCHER

HEIGHT: 6-0  
WEIGHT: 205

ORIGINALLY DRAFTED BY: Seattle in 5th round of 2017 First-Year Player Draft.

HOW OBTAINED: Trade with Seattle in exchange for international bonus pool money, December 6, 2017.

BATS: R

THROWS: R

SCHOOL: Long Beach State

BORN: 10/1/1996 in Ontario, CA

RESIDES: Ontario, CA

2017: Began his first professional season with Single-A Everett in the Seattle organization...named the Northwest League Player of the Week July 23, and named to the NWL Mid-Season All-Star team...traded to Minnesota December 6 in exchange for international bonus pool money...AMATEUR CAREER: Attended Long Beach State and was named First Team All-Big West as a catcher in 2017 as a junior...committed just one error behind the plate in his sophomore season, resulting in a .997 fielding percentage...opposing basestealers were just 12-for-31 (38.7%) running against him in 2016...appeared in 18 games, making nine starts, as a true freshman behind the plate in 2015...PERSONAL: Was a three-time All-Sierra League selection at Damien High School in Ontario, CA...was also selected to the San Gabriel Valley Tribune's All-Area First-Team...hit .395 as a senior with 24 RBI and four home runs.

YEAR	TEAM	AVG	G	AB	R	H	2B	3B	HR	RBI	SH	SF	HB	BB	SO	SB	CS	OBP	OPS
2017	Everett	.236	36	127	24	30	8	0	4	26	1	0	2	16	40	1	1	.331	.725
Minor League Totals		.236	36	127	24	30	8	0	4	26	1	0	2	16	40	1	1	.331	.725

## BARNES, CHARLES SEGARS (CHARLIE)

## PITCHER

HEIGHT: 6-2  
WEIGHT: 170

SIGNED BY: Seth Moir

HOW OBTAINED: Selected by Twins in 4th round of 2017 First-Year Player Draft.

BATS: L

THROWS: L

SCHOOL: Clemson University

BORN: 10/1/1995 in Sumter, SC

RESIDES: Sumter, SC

2017: Began first professional season with Rookie Elizabethton...made six appearances for the E-Twins...allowed three runs in his first two starts (5.2 IP), but did not allow an earned run in his next four appearances (3 starts) over 17.0 IP (2 unearned runs)...transferred to Single-A Cedar Rapids July 30...made six starts for the Kernels, allowing runs in three of the six...AMATEUR CAREER: Was rated as the 82nd best college prospect by *Baseball America* entering the draft...posted a 3.85 ERA (22.0 IP, 94 ER) with 54 walks and 220 strikeouts in 44 appearances (34 starts) over three seasons at Clemson University...in 10 ACC regular-season starts in 2017, he had a 3.53 ERA, .246 opponent batting average and 74 strikeouts with 17 walks in 63.2 innings pitched...PERSONAL: Graduate of Sumter High School in Sumter, SC where he was named the South Carolina Pitcher of the Year as a senior, Perfect Game First-Team All-Atlantic selection, and All-State as a junior and senior...led his team to the state championship as a freshman and senior...named No. 2 player, and No. 1 left-hander, in South Carolina by Diamond Prospects as a senior...his brother, James, was a redshirt freshman quarterback on the 2016 Clemson football team...graduated in three years from Clemson, earning his degree in parks, recreation and tourism management.

YEAR	TEAM	W-L	ERA	G	GS	CG	SH	SV	IP	H	R	ER	HR	HB	BB	SO	WP	K/9	BAA
2017	Elizabethton	2-1	1.19	6	5	0	0	0	22.2	14	5	3	1	1	10	23	3	9.1	.165
	Cedar Rapids	2-1	3.86	6	6	0	0	0	25.2	23	12	11	4	1	8	23	3	8.1	.230
Minor League Totals		4-2	2.61	12	11	0	0	0	48.1	37	17	14	5	2	18	46	6	8.6	.200

## BAXENDALE, DOUGLAS JAMES (D.J.)

## PITCHER

HEIGHT: 6-2  
WEIGHT: 210

SIGNED BY: J.R. DiMercurio

HOW OBTAINED: Selected by Twins in 10th round of 2012 First-Year Player Draft.

BATS: R

THROWS: R

SCHOOL: University of Arkansas

BORN: 12/8/1990 in Arkadelphia, AR

RESIDES: Rogers, AR

2017: Began the season with Triple-A Rochester mainly working in relief...in 25 relief appearances posted a 2.95 ERA (42.2 IP, 14 ER) with 13 walks and 31 strikeouts compared to 3.09 ERA (11.2 IP, 4 ER) with two walks and nine strikeouts in his four starts...transferred to Double-A Chattanooga August 7...stretched out in relief and starts with the Lookouts, pitching 13.2 IP and allowing two runs in his final three appearances...2016: Split the season between Double-A Chattanooga and Triple-A Rochester...began season with the Lookouts, making 14 starts...transferred to Rochester June 22 and finished the season with the Red Wings making 23 relief appearances...did not allow a run in first 10 appearances with Rochester (12.1 IP, 4 H, 12 K)...named a Southern League Midseason All-Star for the Lookouts...combined to go 8-8, 2.79 ERA (116.0 IP, 36 ER) with 24 walks and 99 strikeouts between the two clubs...2015: Spent the entire season with Double-A Chattanooga making 23 appearances (21 starts)...won three of his first six starts and three of his last five starts on the season...led the Lookouts in starts and innings pitched, and was tied second in strikeouts...pitched for Aguilas del Zulia in the Venezuelan Winter League...2014: Began season at Double-A New Britain and made four straight starts before moving to the bullpen...went 0-3, 6.64 ERA (20.1 IP, 15 ER) in those four starts...allowed one run in 4.2 innings of relief for the Rock Cats...transferred to Single-A Ft. Myers June 1 and made 11 straight starts, including a 7.0-inning complete game July 13...named the Twins minor league Player of the Week June 20 after tossing a 6.0-inning shutout, allowing four hits and no walks while striking out five...placed on the disabled list July 25, made two rehab outings with the GCL Twins and was reinstated August 21...was the starter in both of the Miracle's series-clinching wins, leading to the FSL crown...finished the postseason going 1-0, 0.00 (12.2 IP) with four walks and 12 strikeouts...2013: Began season at Single-A Ft. Myers where he won seven of his nine starts, not allowing more than two runs in any start and tossing at least 5.0 innings in each start...was named the Florida State League Pitcher of the Week May 12 after tossing 14.0 scoreless innings in two starts with 16 strikeouts and one walk...named a Florida State League Midseason All-Star...transferred to Double-A New Britain where he finished the season making 16 starts, third-most among all Rock Cats starters...tossed first career complete game August 13...12 wins were most in the Twins minor league system and his 112 strikeouts were fourth most...AMATEUR CAREER: Attended the University of Arkansas where he was named preseason SEC Pitcher of the Year as a junior in 2012...went 8-5, 3.11 ERA in his final season with the Razorbacks, leading the team in starts (20), innings (107.0) and strikeouts (96)...was named by College Baseball Daily as a Second-Team All-American.



**BAXENDALE** *continued...*

YEAR	TEAM	W-L	ERA	G	GS	CG	SH	SV	IP	H	R	ER	HR	HB	BB	SO	WP	K/9	BAA
2012	Elizabethhton	0-0	0.00	6	0	0	0	0	7.2	1	0	0	0	0	1	16	1	18.8	.042
	Beloit	0-0	1.64	11	0	0	0	2	11.0	12	3	2	0	0	1	15	0	12.3	.279
2013	Ft. Myers	7-0	1.10	9	9	0	0	0	57.1	34	9	7	2	2	11	48	3	7.5	.171
	New Britain	5-7	5.63	16	16	1	0	0	92.2	110	65	58	13	2	22	64	6	6.2	.293
2014	New Britain	0-3	5.76	7	4	0	0	0	25.0	32	20	16	2	0	5	14	0	5.0	.311
	GCL Twins	0-0	0.00	2	1	0	0	0	7.0	1	1	0	0	0	2	8	0	10.3	.045
	Ft. Myers	4-4	6.02	11	11	1	0	0	58.1	70	39	39	7	4	12	41	3	6.3	.297
2015	Chattanooga	7-5	3.80	23	21	0	0	0	118.1	126	53	50	8	2	40	92	3	7.0	.273
2016	Chattanooga	6-7	3.44	14	14	1	0	0	81.0	82	32	31	4	2	16	59	1	6.6	.270
	Rochester	2-1	1.29	23	0	0	0	0	35.0	28	9	5	1	1	8	40	2	10.3	.214
2017	Rochester	1-3	2.98	29	4	0	0	1	54.1	54	24	18	2	1	15	40	4	6.6	.262
	Chattanooga	0-0	1.27	6	3	0	0	0	21.1	20	4	3	0	0	4	17	0	7.2	.253
<b>Minor League Totals</b>		<b>32-30</b>	<b>3.62</b>	<b>157</b>	<b>83</b>	<b>3</b>	<b>0</b>	<b>3</b>	<b>569.0</b>	<b>570</b>	<b>259</b>	<b>229</b>	<b>39</b>	<b>14</b>	<b>137</b>	<b>454</b>	<b>23</b>	<b>7.2</b>	<b>.261</b>

**BEARDSLEY, TYLER THOMAS**

**PITCHER**

**HEIGHT:** 6-3

**BATS:** R

**BORN:** 5/17/1994 in Lancaster, CA

**WEIGHT:** 210

**THROWS:** R

**RESIDES:** Tehachapi, CA

**SIGNED BY:** Elliott Strankman

**SCHOOL:** Cal State, Sacramento

**HOW OBTAINED:** Selected by Twins in 16th round of 2016 First-Year Player Draft.

**2017:** Spent majority of the season with Single-A Cedar Rapids in the starting rotation...placed on disabled list with a sore right elbow May 24 and made two rehab appearances with GCL Twins before being reinstated July 9...made a second stint on the disabled list August 28 to September 4 with a right hamstring strain...**2016:** Began professional career with Rookie Elizabethhton...transferred to Single-A Cedar Rapids August 4...on disabled list September 7-13 with right shoulder inflammation...**PERSONAL:** Played two seasons with Cal State Sacramento in relief...also attended College of the Sequoias from 2013-14...graduate of Tehachapi (CA) High School where he also played basketball as a senior.

YEAR	TEAM	W-L	ERA	G	GS	CG	SH	SV	IP	H	R	ER	HR	HB	BB	SO	WP	K/9	BAA
2016	Elizabethhton	2-0	2.65	7	5	0	0	1	34.0	32	12	10	2	2	6	33	4	8.7	.246
	Cedar Rapids	1-2	3.86	5	5	0	0	0	25.2	21	13	11	1	0	9	13	2	4.6	.219
2017	GCL Twins	0-0	0.00	2	2	0	0	0	5.0	4	0	0	0	1	0	5	2	9.0	.222
	Cedar Rapids	4-9	5.38	16	15	1	0	0	85.1	99	53	51	9	2	20	43	6	4.5	.292
<b>Minor League Totals</b>		<b>7-11</b>	<b>4.32</b>	<b>30</b>	<b>27</b>	<b>1</b>	<b>0</b>	<b>1</b>	<b>150.0</b>	<b>156</b>	<b>78</b>	<b>72</b>	<b>12</b>	<b>5</b>	<b>35</b>	<b>94</b>	<b>14</b>	<b>5.6</b>	<b>.268</b>

**BECHTOLD, ANDREW**

**INFIELDER**

**HEIGHT:** 6-1

**BATS:** R

**BORN:** 4/18/1996 in Chadds Ford, PA

**WEIGHT:** 185

**THROWS:** R

**RESIDES:** Chadds Ford, PA

**SIGNED BY:** Jack Powell

**SCHOOL:** Chipola Junior College (FL)

**HOW OBTAINED:** Selected by Twins in 5th round of 2017 First-Year Player Draft.

**2017:** Began professional career with Rookie Elizabethhton Twins...**AMATEUR CAREER:** Hit .419 (88-for-210) with 16 doubles, 12 home runs, 24 stolen bases and 65 RBI in 60 games for Chipola College in 2017...helped lead Chipola to the 2017 NCAA Division I Baseball World Series championship, going 2-for-5 with a double and two RBI in the championship game...played two seasons at the University of Maryland, including a redshirt freshman season in 2016, and transferred to Chipola for the 2017 season...**PERSONAL:** Originally selected by Texas in the 37th round of the 2014 Draft, chose to attend the University of Maryland and did not sign...graduate of Garnet Valley High School in Garnet Valley, PA...was the 2014 AAA Pennsylvania Player of the Year and was selected an All-Atlantic Honorable Mention by Perfect Game USA...his father, Scott, played football at Syracuse University and baseball at the University of Delaware...was rated the fifth best third baseman in the draft by Baseball America.

YEAR	TEAM	AVG	G	AB	R	H	2B	3B	HR	RBI	SH	SF	HB	BB	SO	SB	CS	OBP	OPS
2017	Elizabethhton	.299	43	144	33	43	10	1	2	19	0	3	1	27	40	0	0	.406	.829
<b>Minor League Totals</b>		<b>.299</b>	<b>43</b>	<b>144</b>	<b>33</b>	<b>43</b>	<b>10</b>	<b>1</b>	<b>2</b>	<b>19</b>	<b>0</b>	<b>3</b>	<b>1</b>	<b>27</b>	<b>40</b>	<b>0</b>	<b>0</b>	<b>.406</b>	<b>.829</b>

**BECKER, CLARK ANDREW**

**PITCHER**

**HEIGHT:** 6-3

**BATS:** R

**BORN:** 11/22/1992 in High Point, NC

**WEIGHT:** 205

**THROWS:** R

**RESIDES:** Lexington, NC

**SIGNED BY:** Ricky Taylor

**SCHOOL:** Davidson College

**HOW OBTAINED:** Selected by Twins in 33rd round of 2016 First-Year Player Draft.

**2017:** Began season with Single-A Ft. Myers in the starting rotation...tossed first career complete game shutout April 30, allowing just one hit with no walks and three strikeouts in 5.0 innings...tossed second complete game shutout with a 9.0 inning outing, allowing five hits and no walks with seven strikeouts July 29...earned Midwest League Pitcher of the Week honors in back to back weeks, July 30 and August 6...named a MWL Mid- and Postseason All-Star after leading the League with a 2.03 ERA, 0.902 WHIP and .217 opponent batting average by a starter...also finished tied for most shutouts, second in complete games and tied fifth in wins in the MWL...transferred to Single-A Ft. Myers September 3 and made three starts for the Miracle...following the season was named an MiLB.com Twins Organizational All-Star...**PERSONAL:** Finished the 2016 regular season at Davidson College with a 9-3 record and a 1.94 ERA, including a 1.73 in conference play...started all 15 games as Davidson's ace...allowed just 23 earned runs in a conference-best 106.2 innings pitched, while ranking sixth in the nation with six complete games...recorded 70 strikeouts and two complete-game shutouts...was a recipient of the T. Henry Wilson Baseball Scholarship...is the 23rd Wildcat to be drafted and the 10th under head coach Dick Cooke...named to the All-Atlantic 10 First Team and All-Academic Team in 2016...ended 2016 with a 2.55 ERA which ranked fifth in the A-10...pitched two shutouts and six complete games, which ranked tied for sixth in the NCAA.

MINOR LEAGUES



**BEEKER continued...**

YEAR	TEAM	W-L	ERA	G	GS	CG	SH	SV	IP	H	R	ER	HR	HB	BB	SO	WP	K/9	BAA
2016	GCL Twins	2-1	2.51	12	1	0	0	2	32.1	27	11	9	2	3	8	40	3	11.1	.218
	Elizabethton	0-1	2.38	2	2	0	0	0	11.1	7	3	3	2	0	2	12	0	9.5	.179
2017	Cedar Rapids	11-3	2.03	20	2	2	2	2	128.2	102	34	29	11	9	17	84	0	5.9	.217
	Ft. Myers	1-1	7.80	3	3	0	0	0	15.0	27	13	13	3	3	6	9	0	5.4	.391
<b>Minor League Totals</b>		<b>14-6</b>	<b>2.59</b>	<b>37</b>	<b>26</b>	<b>2</b>	<b>2</b>	<b>2</b>	<b>187.1</b>	<b>163</b>	<b>61</b>	<b>54</b>	<b>18</b>	<b>15</b>	<b>33</b>	<b>145</b>	<b>3</b>	<b>7.0</b>	<b>.232</b>

**BENCOMO, OMAR** **PITCHER**

**HEIGHT:** 6-1 **BATS:** R **BORN:** 2/10/1989 in Valencia, VZ  
**WEIGHT:** 170 **THROWS:** R **RESIDES:** Ft. Myers, FL  
**ORIGINALLY SIGNED BY:** Tampa Bay as an undrafted free agent January 29, 2007. **SCHOOL:** --  
**HOW OBTAINED:** Signed as a minor league free agent, January 19, 2018

2017: Split the season between Triple-A New Orleans and Double-A Jacksonville...threw a career high 92.2 innings over 22 appearances and 18 starts with a 4.95 ERA...2016: Made 11 starts and appeared 22 times between Triple-A Rochester and Double-A Chattanooga, going 7-7 with a 3.74 ERA and 64 strikeouts over 84.1 innings...2015: Signed with the Twins in the middle of the season after spending time with the Wichita Wingnuts and Laredo Lemurs if the independent American Association...2008: Named Pitcher of the Year for the VSL Rays after posting a 4.45 ERA and a 1-6 record in 15 appearances...2007: Spent first professional season with the VSL Rays after signing as an undrafted free agent.

YEAR	TEAM	W-L	ERA	G	GS	CG	SH	SV	IP	H	R	ER	HR	HB	BB	SO	WP	K/9	BAA
2007	VSL Rays/Reds	2-3	2.89	12	8	0	0	0	46.2	53	24	15	2	6	31	1	6.0	.288	
2008	VSL Rays	1-6	4.45	15	8	0	0	0	60.2	68	36	30	4	7	3	55	5	8.2	.274
2009	Princeton	2-1	3.47	9	9	0	0	0	36.1	37	20	14	5	1	5	29	1	7.2	.253
2010	Hudson Valley	1-3	4.60	15	3	0	0	0	47.0	42	29	24	4	3	7	41	1	7.9	.228
2011	Bowling Green	4-5	3.97	38	0	0	0	0	79.1	87	38	35	11	4	13	52	2	5.9	.281
2015	Wichita (Ind.)	4-1	3.81	9	9	0	0	0	56.2	52	27	24	3	1	12	56	10	8.9	--
	Laredo (Ind.)	2-0	1.93	4	4	0	0	0	28.0	30	9	6	1	1	4	16	2	5.1	--
	Fort Myers	1-1	1.50	3	3	0	0	0	18.0	11	6	3	0	1	5	5	1	2.5	.180
2016	Chattanooga	4-6	3.86	19	7	0	0	3	56.0	60	32	24	5	3	18	41	1	6.6	.279
	Rochester	3-1	3.49	5	4	0	0	0	28.1	21	12	11	2	0	5	23	1	7.3	.277
2017	Jacksonville	5-4	4.58	16	14	0	0	0	72.2	80	39	37	10	3	18	74	3	9.2	.278
	New Orleans	0-2	6.30	6	4	0	0	0	20.0	25	14	14	5	3	6	18	3	8.1	.325
<b>Independent League Totals</b>		<b>6-1</b>	<b>3.19</b>	<b>13</b>	<b>13</b>	<b>0</b>	<b>0</b>	<b>0</b>	<b>84.2</b>	<b>82</b>	<b>36</b>	<b>30</b>	<b>4</b>	<b>2</b>	<b>16</b>	<b>72</b>	<b>12</b>	<b>7.7</b>	<b>--</b>
<b>Minor League Totals</b>		<b>23-32</b>	<b>4.01</b>	<b>138</b>	<b>60</b>	<b>0</b>	<b>0</b>	<b>3</b>	<b>465.0</b>	<b>494</b>	<b>250</b>	<b>207</b>	<b>48</b>	<b>31</b>	<b>86</b>	<b>369</b>	<b>19</b>	<b>7.1</b>	<b>.271</b>

**BENNINGHOFF, TYLER JOSEPH** **PITCHER**

**HEIGHT:** 6-4 **BATS:** R **BORN:** 9/17/1997 in Kansas City, MO  
**WEIGHT:** 185 **THROWS:** R **RESIDES:** Ft. Myers, FL  
**SIGNED BY:** J.R. DiMurcurio **SCHOOL:** Rockhurst (MO) High School  
**HOW OBTAINED:** Selected by Twins in 11th round of 2016 First-Year Player Draft.

2017: Reinstated from the disabled list August 14 after missing the entire 2016 season...2016: Missed entire season recovering from right elbow surgery...PERSONAL: Played four years of football and basketball in high school.

YEAR	TEAM	W-L	ERA	G	GS	CG	SH	SV	IP	H	R	ER	HR	HB	BB	SO	WP	K/9	BAA
2016	DID NOT PLAY - INJURED																		
2017	GCL Twins	0-1	9.00	4	4	0	0	0	4.0	3	4	4	1	0	4	6	0	13.5	.200
<b>Minor League Totals</b>		<b>0-1</b>	<b>9.00</b>	<b>4</b>	<b>4</b>	<b>0</b>	<b>0</b>	<b>0</b>	<b>4.0</b>	<b>3</b>	<b>4</b>	<b>4</b>	<b>1</b>	<b>0</b>	<b>4</b>	<b>6</b>	<b>0</b>	<b>13.5</b>	<b>.200</b>

**BERMUDEZ, JOSE ALBERT** **PITCHER**

**HEIGHT:** 6-4 **BATS:** R **BORN:** 1/8/1998 in Maracaibo, VZ  
**WEIGHT:** 190 **THROWS:** R **RESIDES:** Maracaibo, VZ  
**SIGNED BY:** Marlon Nava **SCHOOL:** --  
**HOW OBTAINED:** Signed as an undrafted free agent, July 15, 2014.

2017: Split the season between GCL Twins and DSL Twins working in relief...2016: Made transition from outfielder to pitcher prior to the season...2014: Played for Zulia in the Venezuelan Winter League.

YEAR	TEAM	AVG	G	AB	R	H	2B	3B	HR	RBI	SH	SF	HB	BB	SO	SB	CS	OBP	OPS	
2015	DSL Twins	.114	37	105	10	12	0	0	2	8	0	3	1	16	38	1	2	.232	.403	
<b>Minor League Totals</b>		<b>.114</b>	<b>37</b>	<b>105</b>	<b>10</b>	<b>12</b>	<b>0</b>	<b>0</b>	<b>2</b>	<b>8</b>	<b>0</b>	<b>3</b>	<b>1</b>	<b>16</b>	<b>38</b>	<b>1</b>	<b>2</b>	<b>.232</b>	<b>.403</b>	
YEAR	TEAM	W-L	ERA	G	GS	CG	SH	SV	IP	H	R	ER	HR	HB	BB	SO	WP	K/9	BAA	
2016	DSL Twins	1-4	6.07	20	0	0	0	0	5	29.2	35	22	20	1	2	14	26	4	7.9	.292
2017	GCL Twins	2-0	6.91	8	0	0	0	0	14.1	21	11	11	1	4	9	11	4	6.9	.356	
	DSL Twins	0-1	4.32	6	0	0	0	1	8.1	7	6	4	0	2	2	9	0	9.7	.226	
<b>Minor League Totals</b>		<b>3-5</b>	<b>6.02</b>	<b>34</b>	<b>0</b>	<b>0</b>	<b>0</b>	<b>6</b>	<b>52.1</b>	<b>63</b>	<b>39</b>	<b>35</b>	<b>2</b>	<b>8</b>	<b>25</b>	<b>46</b>	<b>8</b>	<b>7.9</b>	<b>.300</b>	

**BERRDA, PRELANDER** **PITCHER**

**HEIGHT:** 6-0 **BATS:** R **BORN:** 4/18/2000 in Santo Domingo Centro, DR  
**WEIGHT:** 170 **THROWS:** R **RESIDES:** Santo Domingo Norte, DR  
**SIGNED BY:** Fred Guerrero **SCHOOL:** --  
**HOW OBTAINED:** Signed as an undrafted free agent, July 2, 2016.

YEAR	TEAM	W-L	ERA	G	GS	CG	SH	SV	IP	H	R	ER	HR	HB	BB	SO	WP	K/9	BAA
2017	DSL Twins	2-0	5.60	9	3	0	0	0	17.2	26	17	11	0	1	11	16	2	8.2	.361
<b>Minor League Totals</b>		<b>2-0</b>	<b>5.60</b>	<b>9</b>	<b>3</b>	<b>0</b>	<b>0</b>	<b>0</b>	<b>17.2</b>	<b>26</b>	<b>17</b>	<b>11</b>	<b>0</b>	<b>1</b>	<b>11</b>	<b>16</b>	<b>2</b>	<b>8.2</b>	<b>.361</b>



**BIZZLE, AUSTIN**

**PITCHER**

**HEIGHT:** 6-1  
**WEIGHT:** 205

**BATS:** R  
**THROWS:** R  
**SCHOOL:** Alabama State University

**BORN:** 3/16/1995 in Panama City, FL  
**RESIDES:** Panama City, FL

**SIGNED BY:** Jack Powell

**HOW OBTAINED:** Selected by Twins in 40th round of 2017 First-Year Player Draft.

2017: Began professional career with the GCL Twins...on disabled list July 14 to August 10 with a right forearm strain...**AMATEUR CAREER:** Played two seasons at Alabama State...attended Gulf Coast State Community College in 2015 and posted a record of 4-0, 2.51 ERA with 41 strikeouts and 11 walks to be named the 2015 Florida JUCO Reliever of the Year...**PERSONAL:** Graduate of Mosley High School in Lynn Haven, FL...threw a no-hitter in the state semifinal game in 2014...named a 2013 All-American Honorable Mention...played club baseball for the Olean Oilers and helped win back-to-back NYCBL Championships.

YEAR	TEAM	W-L	ERA	G	GS	CG	SH	SV	IP	H	R	ER	HR	HB	BB	SO	WP	K/9	BAA
2017	GCL Twins	1-0	1.86	7	2	0	0	0	9.2	5	2	2	0	1	3	8	0	7.4	.156
<b>Minor League Totals</b>		<b>1-0</b>	<b>1.86</b>	<b>7</b>	<b>2</b>	<b>0</b>	<b>0</b>	<b>0</b>	<b>9.2</b>	<b>5</b>	<b>2</b>	<b>2</b>	<b>0</b>	<b>1</b>	<b>3</b>	<b>8</b>	<b>0</b>	<b>7.4</b>	<b>.156</b>

**BLANKENHORN, TRAVIS**

**INFIELDER**

**HEIGHT:** 6-2  
**WEIGHT:** 208

**BATS:** L  
**THROWS:** R  
**SCHOOL:** Pottsville Area (PA) HS

**BORN:** 8/3/1996 in Pottsville, PA  
**RESIDES:** Pottsville, PA

**SIGNED BY:** Jay Weitzel

**HOW OBTAINED:** Selected by Twins in 3rd round of 2015 First-Year Player Draft.

2017: Spent entire season as the Single-A Cedar Rapids third baseman...named Midwest League Player of the Week June 18...hit .259 (63-for-243) with 26 extra-base hits and 40 RBI in 66 first-half games and was named to the MWL Mid-Season All-Star team...also named an MiLB.com Twins Organizational All-Star following the season...led the Midwest League in triples...2016: Began the season with Rookie Level Elizabethton...homered in first two games of the season...first career two-homer game July 25...transferred to Single-A Cedar Rapids August 9...hit .350 (7-for-20) in five postseason games...named 10th best prospect in Twins organization by *Baseball America* following the season...2015: Began his professional career with the GCL Twins...first career hit was a triple in his first game...transferred to Rookie Elizabethton July 11 and finished the season there...played solely third base with Elizabethton after seeing time at first base, third base, shortstop and leftfield with the GCL Twins...rated as the 26th best prospect in the Twins system by *Baseball America* following the season...**PERSONAL:** As a high school shortstop committed to play at the University of Kentucky...was ranked as the 75th overall prospect by *Baseball America* entering the draft and was listed as a "sleeper prospect" at third base by *Bleacher Report*...was a Perfect Game First-Team All-American...also played basketball at Pottsville HS, where he averaged 16.3 points-per-game, and football, where he accumulated 1,211 yards and eight touchdowns as a wide receiver...hit .467 (35-for-75) with six doubles, five triples, six home runs, 11 stolen bases and 24 RBI as a senior in 2015.

YEAR	TEAM	AVG	G	AB	R	H	2B	3B	HR	RBI	SH	SF	HB	BB	SO	SB	CS	OBP	OPS
2015	GCL Twins	.245	14	49	6	12	4	2	0	3	0	0	2	7	11	2	0	.362	.770
	Elizabethton	.243	39	144	14	35	3	0	3	20	1	0	2	11	32	1	0	.306	.632
2016	Elizabethton	.297	34	138	30	41	7	1	9	29	0	1	2	8	33	3	0	.342	.900
	Cedar Rapids	.286	25	91	11	26	5	2	1	12	1	0	2	8	28	2	1	.356	.774
2017	Cedar Rapids	.251	118	438	68	110	22	11	13	69	1	5	17	47	119	13	2	.343	.784
<b>Minor League Totals</b>		<b>.260</b>	<b>230</b>	<b>860</b>	<b>129</b>	<b>224</b>	<b>41</b>	<b>16</b>	<b>26</b>	<b>133</b>	<b>3</b>	<b>6</b>	<b>25</b>	<b>81</b>	<b>223</b>	<b>21</b>	<b>3</b>	<b>.340</b>	<b>.776</b>

**BREEK, DONNY**

**PITCHER**

**HEIGHT:** 6-2  
**WEIGHT:** 205

**BATS:** R  
**THROWS:** R  
**SCHOOL:** --

**BORN:** 11/8/1999 in Amsterdam, NLD  
**RESIDES:** Almere, IED

**SIGNED BY:** Glenn Godwin

**HOW OBTAINED:** Signed as an undrafted free agent September 20, 2017.

YEAR	TEAM	W-L	ERA	G	GS	CG	SH	SV	IP	H	R	ER	HR	HB	BB	SO	WP	K/9	BAA
------	------	-----	-----	---	----	----	----	----	----	---	---	----	----	----	----	----	----	-----	-----

2018 will be first professional season.

**BROUSSARD, CHRISTIAN JR.**

**PITCHER**

**HEIGHT:** 6-3  
**WEIGHT:** 260

**BATS:** R  
**THROWS:** R  
**SCHOOL:** California State University - Los Angeles

**BORN:** 10/21/1996 in Ramona, CA  
**RESIDES:** Ramona, CA

**SIGNED BY:** Taylor Cameron

**HOW OBTAINED:** Selected by Twins in 22nd round of 2017 First-Year Player Draft.

YEAR	TEAM	W-L	ERA	G	GS	CG	SH	SV	IP	H	R	ER	HR	HB	BB	SO	WP	K/9	BAA
2017	Elizabethton	0-1	6.23	4	1	0	0	0	8.2	10	6	6	1	0	4	3	2	3.1	.323
<b>Minor League Totals</b>		<b>0-1</b>	<b>6.23</b>	<b>4</b>	<b>1</b>	<b>0</b>	<b>0</b>	<b>0</b>	<b>8.2</b>	<b>10</b>	<b>6</b>	<b>6</b>	<b>1</b>	<b>0</b>	<b>4</b>	<b>3</b>	<b>2</b>	<b>3.1</b>	<b>.323</b>

**BROWN, NICHOLAS (NICK)**

**PITCHER**

**HEIGHT:** 6-1  
**WEIGHT:** 190

**BATS:** R  
**THROWS:** R  
**SCHOOL:** College of William and Mary (VA)

**BORN:** 11/20/1994 in Gainesville, VA  
**RESIDES:** Gainesville, VA

**SIGNED BY:** John Wilson

**HOW OBTAINED:** Selected by Twins in 32nd round of 2017 First-Year Player Draft.

2017: Began professional career with Rookie Level Elizabethton...tossed at least 2.0 innings in each of his four relief appearances and at least 5.2 innings in six of his seven starts...**AMATEUR CAREER:** Led the Colonial Athletic Association with eight saves, which tied fifth for William and Mary's most individual saves in a season...finished with 55 strikeouts and allowed 41 runs (37 earned) on 64 hits...finished his Tribe career with a 4.60 ERA and 19-17 record...ranked sixth in program history in most innings pitched (309.1) and fourth in most strikeouts (250)...earned 2016 Charlottesville All-Regional Team and received 2015 All-CAA Second-Team honors...**PERSONAL:** Earned three-varsity letters at Patriot High School in Gainesville, VA...named a high watch player by Perfect Game magazine...earned First-Team All-District and region honors as well as Second-Team All-Met and honorable mention All-State honors after his senior year...as a junior, was a First-Team All-District selection, as well as the district player of the year...named Second-Team All-District as a sophomore...garnered WNBAA All-Tournament honors...set the school record for single-game strikeouts with 16...finished his senior season with a 2.31 ERA, threw 60.2 innings, 96 strikeouts, and only 14 walks...played club ball for the Mid-Atlantic Rockies...father, Doug, played baseball at West Virginia.

YEAR	TEAM	W-L	ERA	G	GS	CG	SH	SV	IP	H	R	ER	HR	HB	BB	SO	WP	K/9	BAA
2017	Elizabethton	3-1	3.93	11	7	0	0	1	50.1	49	25	22	8	1	15	54	2	9.7	.259
<b>Minor League Totals</b>		<b>3-1</b>	<b>3.93</b>	<b>11</b>	<b>7</b>	<b>0</b>	<b>0</b>	<b>1</b>	<b>50.1</b>	<b>49</b>	<b>25</b>	<b>22</b>	<b>8</b>	<b>1</b>	<b>15</b>	<b>54</b>	<b>2</b>	<b>9.7</b>	<b>.259</b>

MINOR LEAGUES



**BURNS, COLTON****INFIELDER****HEIGHT:** 6-2**BATS:** L**BORN:** 10/19/1995 in Palmdale, CA**WEIGHT:** 195**THROWS:** R**RESIDES:** Valencia, CA**SIGNED BY:** Taylor Cameron**SCHOOL:** UC Santa Barbara**HOW OBTAINED:** Selected by Twins in 18th round of 2017 First-Year Player Draft.

**2017:** Began professional career with Rookie GCL Twins...placed on disabled list July 12-28 with a concussion...**AMATEUR CAREER:** Spent 2017 with UC Santa Barbara and in his first season with the Gauchos hit .308 with three home runs, 16 RBI and 34 walks while starting in 49 games...as a true junior, earned an All-Big West Honorable Mention...led the team in batting average, on-base percentage, and walks...ranked second in the Big West in walks and sixth in OBP at the end of the regular season...was named Big West Field Player of the Week after the Tulane series, Feb. 24-26: went 5-for-8 with a double, six runs, and seven walks...spent the 2016 summer in the Cape Cod League with the Wareham Gatemen...played for College of the Canyons (2014-16) where he was a two year starter...in his sophomore season earned Junior College All-American and First Team All League Honors...**PERSONAL:** Earned two varsity letters at Valencia (CA) High School.

YEAR	TEAM	AVG	G	AB	R	H	2B	3B	HR	RBI	SH	SF	HB	BB	SO	SB	CS	OBP	OPS
2017	GCL Twins	.282	27	78	14	22	5	0	1	7	1	0	3	16	23	8	3	.423	.807
<b>Minor League Totals</b>		<b>.282</b>	<b>27</b>	<b>78</b>	<b>14</b>	<b>22</b>	<b>5</b>	<b>0</b>	<b>1</b>	<b>7</b>	<b>1</b>	<b>0</b>	<b>3</b>	<b>16</b>	<b>23</b>	<b>8</b>	<b>3</b>	<b>.423</b>	<b>.807</b>

**BUSS, NICK****OUTFIELDER**

SEE PAGE 41

**CABBAGE, TROY AARON****INFIELDER****HEIGHT:** 6-3**BATS:** L**BORN:** 5/3/1997 in Knoxville, TN**WEIGHT:** 204**THROWS:** R**RESIDES:** Blaine, TN**SIGNED BY:** Alan Sandberg**SCHOOL:** Grainger (TN) High School**HOW OBTAINED:** Selected by Twins in 4th round of 2015 First-Year Player Draft.

**2017:** Began the season with Elizabethton...transferred to Single-A Cedar Rapids July 7 and finished the season with the Kernels...**2016:** Spent entire season with Rookie Level Elizabethton...on disabled list June 23-30 with a back strain...hit first career triple July 30 and followed with first two home runs of career August 1...went 2-for-5 with a triple in two Postseason games...**2015:** Spent entire season with the GCL Twins as the primary third baseman...**PERSONAL:** Ranked as the 72nd best prospect entering the draft by MLB.com and 111th by *Baseball America*...was a four-year multi-sport athlete in baseball and basketball for Grainger High School...hit .464 with 11 doubles, six triples, eight home runs and 50 RBI as a junior, and also stole 23 bases...on the mound, posted a 2.06 ERA with 106 strikeouts...was named a three-time All-District and All-State player, as well as Freshman of the Year in 2012...played travel ball with the Team Elite Roadrunners and was a 2014 Perfect Game Preseason Championship participant with Team Elite.

YEAR	TEAM	AVG	G	AB	R	H	2B	3B	HR	RBI	SH	SF	HB	BB	SO	SB	CS	OBP	OPS
2015	GCL Twins	.252	33	119	8	30	2	0	0	13	0	1	2	7	37	1	5	.302	.571
2016	Elizabethton	.204	31	98	16	20	5	1	2	8	0	0	2	11	38	2	1	.297	.634
2017	Elizabethton	.240	13	50	10	12	3	1	2	10	0	0	0	11	16	1	0	.377	.837
	Cedar Rapids	.224	47	161	12	36	7	1	2	13	0	2	0	15	57	0	2	.287	.604
<b>Minor League Totals</b>		<b>.229</b>	<b>124</b>	<b>428</b>	<b>46</b>	<b>98</b>	<b>17</b>	<b>3</b>	<b>6</b>	<b>44</b>	<b>0</b>	<b>3</b>	<b>4</b>	<b>44</b>	<b>148</b>	<b>4</b>	<b>8</b>	<b>.305</b>	<b>.630</b>

**CACERES, JIM JOSE****INFIELDER****HEIGHT:** 5-11**BATS:** S**BORN:** 10/13/2000 in Punto Fijo, VZ**WEIGHT:** 165**THROWS:** R**RESIDES:** Punto Fijo, VZ**SIGNED BY:** Jose Leon**SCHOOL:** --**HOW OBTAINED:** Signed as an undrafted free agent, July 3, 2017.

YEAR	TEAM	AVG	G	AB	R	H	2B	3B	HR	RBI	SH	SF	HB	BB	SO	SB	CS	OBP	OPS
2018 will be first professional season.																			

**CAMACHO, KERBY JORDAN****CATCHER****HEIGHT:** 5-10**BATS:** S**BORN:** 11/24/1997 in Arecibo, PR**WEIGHT:** 175**THROWS:** R**RESIDES:** Camuy, PR**SIGNED BY:** Freddie Thon**SCHOOL:** Carlos Beltran Baseball Academy (PR)**HOW OBTAINED:** Selected by Twins in 11th round of 2015 First-Year Player Draft.**2016:** Missed entire season on restricted list...**2015:** Began professional career with GCL Twins...first career hit was a grand slam in his second career game.

YEAR	TEAM	AVG	G	AB	R	H	2B	3B	HR	RBI	SH	SF	HB	BB	SO	SB	CS	OBP	OPS
2015	GCL Twins	.111	19	54	2	6	1	0	1	5	0	0	1	4	13	0	0	.186	.390
2016 DID NOT PLAY - RESTRICTED LIST																			
2017	GCL Twins	.246	21	61	6	15	5	0	0	10	0	0	0	13	10	3	0	.378	.706
<b>Minor League Totals</b>		<b>.174</b>	<b>40</b>	<b>115</b>	<b>8</b>	<b>20</b>	<b>6</b>	<b>0</b>	<b>1</b>	<b>15</b>	<b>0</b>	<b>0</b>	<b>1</b>	<b>17</b>	<b>23</b>	<b>3</b>	<b>0</b>	<b>.286</b>	<b>.538</b>

**CARRIER, SHANE ANDREW****OUTFIELDER****HEIGHT:** 6-2**BATS:** R**BORN:** 6/3/1996 in Orange, CA**WEIGHT:** 220**THROWS:** R**RESIDES:** Anaheim, CA**SIGNED BY:** John Leavitt**SCHOOL:** Fullerton College (CA)**HOW OBTAINED:** Selected by Twins in 8th round of 2016 First-Year Player Draft.

**2017:** Started the season with Single-A Cedar Rapids...hit .215 (23-for-107) in 30 first-half games...transferred to Rookie Elizabethton May 24...played in 32 games for the E-Twins batting .348 (48-for-138)...transferred back to Cedar Rapids August 5 and finished the season hitting .266 (25-for-94) with six doubles, six home runs and 13 RBI in 25 games...**2016:** Began professional career with Rookie Elizabethton...was second among all E-Twins in hits and doubles...**PERSONAL:** Attended Fullerton College and led the Orange Empire Conference in hits (72), home runs (12) and RBI (59) and was third with a .387 batting average...hit 17 doubles, two triples and scored 44 runs in 42 games in 2016...was selected First-Team All-State and named to the Academic All-American team in Fresno...also named Fullerton College Athlete of the Year in 2016 and also earned the Fullerton College Academic Athlete award.



CARRIER continued...

YEAR	TEAM	AVG	G	AB	R	H	2B	3B	HR	RBI	SH	SF	HB	BB	SO	SB	CS	OBP	OPS
2016	Elizabethhton	.275	55	207	21	57	14	2	6	29	0	3	2	7	42	3	1	.301	.750
2017	Elizabethhton	.348	32	138	19	48	10	0	5	32	0	1	2	1	30	3	2	.359	.888
	Cedar Rapids	.239	55	201	16	48	12	0	7	23	0	0	3	7	55	0	1	.275	.678
<b>Minor League Totals</b>		<b>.280</b>	<b>142</b>	<b>546</b>	<b>56</b>	<b>153</b>	<b>36</b>	<b>2</b>	<b>18</b>	<b>84</b>	<b>0</b>	<b>4</b>	<b>7</b>	<b>15</b>	<b>127</b>	<b>6</b>	<b>4</b>	<b>.306</b>	<b>.758</b>

**CARRILLO, BRAHIAP ADRIAN**

**OUTFIELDER**

HEIGHT: 6-0  
 WEIGHT: 165  
 SIGNED BY: Jose Leon  
 HOW OBTAINED: Signed as an undrafted free agent, July 8, 2016.  
 BATS: L  
 THROWS: L  
 SCHOOL: --  
 BORN: 4/26/1999 in Maracay, VZ  
 RESIDES: Maracay, VZ

2017: Missed entire season on the disabled list with a right shin fracture.

YEAR	TEAM	AVG	G	AB	R	H	2B	3B	HR	RBI	SH	SF	HB	BB	SO	SB	CS	OBP	OPS
2017																			

DID NOT PLAY - INJURED (right shin fracture)

**CASTRO, CRISTIAN FERNANDO**

**PITCHER**

HEIGHT: 6-3  
 WEIGHT: 210  
 SIGNED BY: Eduardo Soriano  
 HOW OBTAINED: Signed as an undrafted free agent, January 13, 2016.  
 BATS: R  
 THROWS: R  
 SCHOOL: --  
 BORN: 4/21/1998 in Mao, Valverde, DR  
 RESIDES: Mao, Valverde, DR

YEAR	TEAM	W-L	ERA	G	GS	CG	SH	SV	IP	H	R	ER	HR	HB	BB	SO	WP	K/9	BAA
2016	DSL Twins	0-0	9.82	11	0	0	0	0	11.0	19	18	12	0	2	9	7	2	5.7	.388
2017	DSL Twins	4-2	3.97	22	0	0	0	1	34.0	25	21	15	0	3	25	37	5	9.8	.214
<b>Minor League Totals</b>		<b>4-2</b>	<b>5.40</b>	<b>33</b>	<b>0</b>	<b>0</b>	<b>0</b>	<b>1</b>	<b>45.0</b>	<b>44</b>	<b>39</b>	<b>27</b>	<b>0</b>	<b>5</b>	<b>34</b>	<b>44</b>	<b>7</b>	<b>8.8</b>	<b>.265</b>

**CASTRO, WILFRI**

**CATCHER**

HEIGHT: 5-11  
 WEIGHT: 165  
 SIGNED BY: Fred Guerrero  
 HOW OBTAINED: Signed as an undrafted free agent, July 3, 2017.  
 BATS: R  
 THROWS: R  
 SCHOOL: --  
 BORN: 3/21/2001 in Santo Domingo, DR  
 RESIDES: Villa Mella, DR

YEAR	TEAM	AVG	G	AB	R	H	2B	3B	HR	RBI	SH	SF	HB	BB	SO	SB	CS	OBP	OPS
2018																			

2018 will be first professional season.

**CAVANESE, CHRISTIAN KENNETH PAUL**

**OUTFIELDER**

HEIGHT: 6-2  
 WEIGHT: 187  
 SIGNED BY: Trevor Brown  
 HOW OBTAINED: Signed as an undrafted free agent, July 28, 2015.  
 BATS: L  
 THROWS: L  
 SCHOOL: Lindenwood University (IL)  
 BORN: 3/16/1994 in Cape Girardeau, MO  
 RESIDES: Cape Girardeau, MO

2017: Spent entire season with Single-A Cedar Rapids...placed on disabled list August 22 with a blot clot in right shoulder and finished season on the DL...2016: Spent majority of season with Single-A Cedar Rapids...transferred to Rookie Level Elizabethhton for six games in late June...2015: Began professional career with the GCL Twins...transferred to Rookie Elizabethhton August 28...PERSONAL: Attended Lindenwood University (IL) from 2013-15...as a junior in 2015 led the team in batting average (.395), hits (66), runs (64), triples (10), home runs (11), total bases (129), RBI (48), walks (33) and stolen bases (23-25)...was a three time American Midwest Conference Player of the Week...set single season records in hits, games played, runs, triples, home runs, RBI, stolen bases and total bases...All-AMC First-Team...AMC Gold Glove Award.

YEAR	TEAM	AVG	G	AB	R	H	2B	3B	HR	RBI	SH	SF	HB	BB	SO	SB	CS	OBP	OPS
2015	GCL Twins	.333	20	54	11	18	6	3	0	8	0	0	2	7	13	5	2	.429	.985
	Elizabethhton	.273	4	11	2	3	0	1	0	2	0	0	0	2	3	1	1	.385	.840
2016	Elizabethhton	.235	6	17	4	4	0	0	0	0	0	0	0	3	4	0	0	.350	.585
	Cedar Rapids	.201	68	219	28	44	2	3	0	13	3	0	2	27	84	4	4	.294	.531
2017	Cedar Rapids	.240	89	292	37	70	12	8	6	38	2	2	2	32	106	9	9	.317	.714
<b>Minor League Totals</b>		<b>.234</b>	<b>187</b>	<b>593</b>	<b>82</b>	<b>139</b>	<b>20</b>	<b>15</b>	<b>6</b>	<b>61</b>	<b>5</b>	<b>2</b>	<b>6</b>	<b>71</b>	<b>210</b>	<b>19</b>	<b>16</b>	<b>.321</b>	<b>.671</b>

**CLAY, SAMUEL THOMAS HUNTER [SAM]**

**PITCHER**

HEIGHT: 6-3  
 WEIGHT: 216  
 SIGNED BY: Jack Powell  
 HOW OBTAINED: Selected by Twins in 4th round of 2014 First-Year Player Draft.  
 BATS: L  
 THROWS: L  
 SCHOOL: Georgia Tech  
 BORN: 6/21/1993 in Knoxville, TN  
 RESIDES: Davenport, FL

2017: Began the season with Single-A Cedar Rapids...went 5-0 with a 2.18 ERA (33.0 IP, 8 ER), 18 walks and 36 strikeouts in 21 first-half appearances...named to the Florida State League Mid-Season All-Star team...transferred to Double-A Chattanooga August 7 and made three appearances before transferring back August 22...finished the season with the lowest opponent average (.190) among Florida State League relievers...recorded a 0.56 ERA (32.0 IP, 2 ER) over his final 20 appearances with the Miracle...six of his 11 earned runs allowed with the Miracle came in his first appearances April 7 (0.2 IP)...2016: Began the season with Single-A Cedar Rapids...named Kernels Pitcher of the Month in April after going 2-0, 0.79 ERA in four starts...went 3-1, 1.10 ERA in first seven starts on the season...allowed just one hit in 7.0 innings May 31...named a Midwest League Midseason All-Star...transferred to Single-A Ft. Myers July 7...tossed first career complete game July 22, going 6.0 innings...rated as having the best curveball in Twins organization by Baseball America following the season...2015: Began the season with Single-A Cedar Rapids...made nine relief appearances before being transferred to Rookie Elizabethhton May 18...made three relief appearances and was put into the rotation and made seven starts for the E-Twins...transferred back to Cedar Rapids August 26 and made three starts for the Kernels to end the season...2014: Began his professional career with Elizabethhton...tied for the team lead with 19 appearances...posted a 13.66 K/9.0 IP rate...finished the season with eight scoreless appearances (16.0 IP), allowing just 12 hits and five walks while striking out 23...PERSONAL: As a sophomore at Georgia Tech, went 4-1 with eight saves, a 1.26 ERA (57.0 IP, 8 ER), 29 walks and 64 strikeouts while holding hitters to a .197 batting average in 31 appearances for the Yellow Jackets in 2014...his 1.26 ERA was the second best single-season mark in school history...in 54 appearances (1 start) in two seasons at Georgia Tech he went 6-1, 2.91 ERA (80.1 IP, 26 ER) with 49 walks and 81 strikeouts...was ranked as the 144th best prospect in the draft by Baseball America...three-year letterwinner in baseball and four-year football letterwinner at Buford (GA) High School...finished senior year going 6-2, 1.29 ERA with 102 strikeouts in 65.0 innings...was named ESPNU's 2012 All-State baseball team...won state football titles his freshman, sophomore and junior seasons as the team's quarterback.

MINOR LEAGUES



CLAY continued...

YEAR	TEAM	W-L	ERA	G	GS	CG	SH	SV	IP	H	R	ER	HR	HB	BB	SO	WP	K/9	BAA
2014	Elizabethhton	2-1	5.59	19	0	0	0	0	29.0	35	20	18	0	4	17	44	10	13.7	.285
2015	Elizabethhton	1-3	3.00	10	7	0	0	0	39.0	36	17	13	1	3	12	44	3	10.2	.245
	Cedar Rapids	0-3	4.32	12	3	0	0	0	33.1	36	19	16	2	2	26	29	6	7.8	.293
2016	Cedar Rapids	5-4	3.39	14	14	0	0	0	74.1	65	32	28	0	5	38	83	7	10.0	.240
	Ft. Myers	1-3	6.80	10	10	1	0	0	41.0	51	34	31	2	3	29	32	6	7.0	.315
2017	Chattanooga	1-0	15.43	3	0	0	0	0	2.1	2	4	4	0	0	13	4	2	15.4	.250
	Ft. Myers	8-0	1.38	40	0	0	0	9	65.0	42	11	10	0	8	32	63	2	8.7	.190
<b>Minor League Totals</b>		<b>18-14</b>	<b>3.80</b>	<b>108</b>	<b>34</b>	<b>1</b>	<b>0</b>	<b>9</b>	<b>284.0</b>	<b>267</b>	<b>137</b>	<b>120</b>	<b>5</b>	<b>25</b>	<b>167</b>	<b>299</b>	<b>36</b>	<b>9.5</b>	<b>.253</b>

**CLEMENSIA, TAYLOR CHRISTOPHER**

**PITCHER**

**HEIGHT:** 6-1      **BATS:** L      **BORN:** 2/20/1997 in Amsterdam, Netherlands  
**WEIGHT:** 185      **THROWS:** L      **RESIDES:** Almere, Netherlands  
**SIGNED BY:** Glenn Godwin      **SCHOOL:** --  
**HOW OBTAINED:** Signed as an undrafted free agent, July 1, 2015.

**2017:** Began season with Rookie Elizabethhton...made two appearances before being transferred to Rookie GCL Twins June 29...finished season with the GCL Twins making four starts and five relief appearances...**2016:** Spent first professional season with the GCL Twins...struckout 10 in 4.2 innings July 29 vs. GCL Red Sox...finished second in the GCL with 26 walks...**PERSONAL:** Played for the Vaessen Pioniers in the Dutch Hoofdklasse, and has played for the Netherlands U18 national team and at the MLB European Academy.

YEAR	TEAM	W-L	ERA	G	GS	CG	SH	SV	IP	H	R	ER	HR	HB	BB	SO	WP	K/9	BAA
2016	GCL Twins	1-4	2.47	11	10	0	0	0	43.2	27	24	12	0	6	26	47	8	9.7	.176
2017	Elizabethhton	1-0	0.00	2	0	0	0	0	4.2	0	0	0	0	1	2	3	1	5.8	.000
	GCL Twins	1-3	4.50	9	4	0	0	0	20.0	16	16	10	2	5	25	22	7	9.9	.205
<b>Minor League Totals</b>		<b>3-7</b>	<b>2.90</b>	<b>22</b>	<b>14</b>	<b>0</b>	<b>0</b>	<b>0</b>	<b>68.1</b>	<b>43</b>	<b>40</b>	<b>22</b>	<b>2</b>	<b>12</b>	<b>53</b>	<b>72</b>	<b>16</b>	<b>9.5</b>	<b>.177</b>

**COLINA, EDWAR**

**PITCHER**

**HEIGHT:** 5-11      **BATS:** R      **BORN:** 5/3/1997 in Caracas, VZ  
**WEIGHT:** 182      **THROWS:** R      **RESIDES:** Guarenas, VZ  
**SIGNED BY:** Jose Leon      **SCHOOL:** --  
**HOW OBTAINED:** Signed as an undrafted free agent, September 29, 2015.

**2017:** Spent entire season with Rookie Elizabethhton in the starting rotation...finished the season with the fourth best ERA (3.34) and WHIP (1.30) in the Appalachian League, lowest opponent batting average (.219), and fourth fewest walks (29)...named an Appy League Postseason All-Star...earned the win September 6 in Game 3 of the Appy League semifinals to send the E-Twins to the championship with 6.2 shutout innings allowing three hits and three walks with three strikeouts.

YEAR	TEAM	W-L	ERA	G	GS	CG	SH	SV	IP	H	R	ER	HR	HB	BB	SO	WP	K/9	BAA
2016	DSL Twins	1-3	2.30	14	13	0	0	0	58.2	43	21	15	1	3	26	52	8	8.0	.200
2017	Elizabethhton	3-5	3.34	12	11	0	0	0	59.1	48	26	22	6	5	29	56	6	8.5	.219
<b>Minor League Totals</b>		<b>4-8</b>	<b>2.82</b>	<b>26</b>	<b>24</b>	<b>0</b>	<b>0</b>	<b>0</b>	<b>118.0</b>	<b>91</b>	<b>47</b>	<b>37</b>	<b>7</b>	<b>8</b>	<b>55</b>	<b>108</b>	<b>14</b>	<b>8.2</b>	<b>.210</b>

**CONTRERAS, MARK**

**OUTFIELDER**

**HEIGHT:** 6-0      **BATS:** L      **BORN:** 1/24/1995 in Moreno Valley, CA  
**WEIGHT:** 185      **THROWS:** R      **RESIDES:** Moreno Valley, CA  
**SIGNED BY:** John Leavitt      **SCHOOL:** University of California - Riverside  
**HOW OBTAINED:** Selected by Twins in 9th round of 2017 First-Year Player Draft.

**2017:** Began professional career with Rookie Elizabethhton...**AMATEUR CAREER:** Finished second in the Big West with a .366 batting average, third with a .427 on base percentage, fifth with a .558 slugging percentage, and first in triples his senior season in 2017...average was the highest for a member of the Highlanders since the NCAA changed the composition of the bats...also tied the NCAA record for most triples in a single game, legging out three in UC Riverside's road win at San Diego State on April 25...**PERSONAL:** A four-year letter winner at Canyon Springs High School in Moreno Valley, CA...won the Inland Empire Championship all four years and received the Defensive Player MVP award in 2010...in 2011 and 2012 was named All-League First-Team as a third baseman and a First-Team All-League as a shortstop in 2013.

YEAR	TEAM	AVG	G	AB	R	H	2B	3B	HR	RBI	SH	SF	HB	BB	SO	SB	CS	OBP	OPS
2017	Elizabethhton	.275	43	171	27	47	9	2	4	24	0	2	4	8	52	5	1	.319	.740
<b>Minor League Totals</b>		<b>.275</b>	<b>43</b>	<b>171</b>	<b>27</b>	<b>47</b>	<b>9</b>	<b>2</b>	<b>4</b>	<b>24</b>	<b>0</b>	<b>2</b>	<b>4</b>	<b>8</b>	<b>52</b>	<b>5</b>	<b>1</b>	<b>.319</b>	<b>.740</b>

**CORCINO, EDGAR A.**

**OUTFIELDER**

**HEIGHT:** 6-2      **BATS:** S      **BORN:** 6/7/1992 in Santo Doming, DR  
**WEIGHT:** 207      **THROWS:** R      **RESIDES:** Toa Baja, PR  
**DRAFTED BY:** Tigers 26th round of 2009 First-Year Player Draft.  
**HOW OBTAINED:** Signed as a minor league free agent, January 16, 2015.

**2017:** Spent majority of the season with Double-A Chattanooga...finished third in the Southern League with a .302 average...named a Southern League Mid- and Postseason All-Star...**2016:** Began season with Single-A Ft. Myers...named Florida State League Offensive Player of the Week May 8 after hitting .522 (12-for-23) with a triple, two home runs and 12 RBI...named Twins minor league Player of the Month for May after hitting .321 (35-for-109) with five doubles, four home runs, 19 RBI and 20 runs scored...named a Florida State League Midseason All-Star...transferred to Double-A Chattanooga July 7 and finished season with the Lookouts...**2015:** Spent the entire season with Single-A Cedar Rapids...began the season with a nine-game hitting streak...played a majority of his games in rightfield but also saw time in center...played for Mayaguez in the Puerto Rican Winter League...**2014:** Spent the entire season with Rockford of the independent Frontier League...**2013:** Released by Detroit March 28...split the season between Rockford and independent El Paso of the American Association...**2012:** Split the season between four stops in the Tigers system.



CORCINO continued...

YEAR	TEAM	AVG	G	AB	R	H	2B	3B	HR	RBI	SH	SF	HB	BB	SO	SB	CS	OBP	OPS
2009	GCL Tigers	.160	8	25	2	4	1	0	1	4	1	0	0	4	10	0	0	.276	.596
2010	GCL Tigers	.218	27	87	8	19	3	0	0	9	1	0	0	8	27	2	1	.284	.537
2011	GCL Tigers	.201	51	174	23	35	9	0	5	15	1	1	4	20	51	3	2	.296	.635
	Connecticut	.278	6	18	1	5	1	0	0	1	1	0	0	1	7	0	0	.316	.649
2012	Lakeland	.400	2	5	1	2	0	0	1	1	0	0	0	0	1	0	0	.400	1.400
	West Michigan	.219	19	73	9	16	1	1	2	6	2	0	0	6	20	0	1	.278	.620
	Toledo	.250	3	4	0	1	0	0	0	0	1	0	0	0	1	0	0	.250	.500
	Connecticut	.179	42	140	21	25	2	6	1	12	2	2	2	15	27	4	4	.264	.564
2013	Rockford	.312	58	218	34	68	13	3	6	28	1	1	1	25	34	9	2	.384	.865
	El Paso	.232	33	112	12	26	5	3	2	15	0	2	1	13	26	0	2	.313	.696
2014	Rockford	.302	95	371	63	112	12	6	11	51	2	2	3	26	57	10	2	.351	.806
2015	Cedar Rapids	.273	84	330	38	90	16	3	4	41	5	3	1	34	61	9	3	.340	.716
2016	Ft. Myers	.266	74	267	41	71	13	5	6	32	0	0	1	29	51	6	1	.340	.759
	Chattanooga	.284	50	183	26	52	7	6	2	27	0	1	1	13	35	1	1	.333	.754
2017	Rochester	.224	20	58	2	13	1	1	0	3	0	0	0	1	14	0	0	.237	.513
	Chattanooga	.302	102	401	54	121	19	1	6	50	1	5	2	38	66	4	3	.361	.760
<b>Independent League Totals</b>		<b>.294</b>	<b>186</b>	<b>701</b>	<b>109</b>	<b>206</b>	<b>30</b>	<b>12</b>	<b>19</b>	<b>94</b>	<b>3</b>	<b>5</b>	<b>5</b>	<b>64</b>	<b>117</b>	<b>19</b>	<b>6</b>	<b>.355</b>	<b>.807</b>
<b>Minor League Totals</b>		<b>.257</b>	<b>488</b>	<b>1765</b>	<b>226</b>	<b>454</b>	<b>73</b>	<b>23</b>	<b>28</b>	<b>201</b>	<b>15</b>	<b>12</b>	<b>11</b>	<b>169</b>	<b>371</b>	<b>29</b>	<b>16</b>	<b>.324</b>	<b>.696</b>

**CORDY, MAX DONALD**

**PITCHER**

**HEIGHT:** 6-4 **BATS:** R **BORN:** 6/9/1993 in Sacramento, CA  
**WEIGHT:** 220 **THROWS:** R **RESIDES:** Sacramento, CA  
**SIGNED BY:** Elliott Strankman **SCHOOL:** University of California-Davis  
**HOW OBTAINED:** Selected by Twins in 40th round of 2015 First-Year Player Draft.

2017: Spent entire season with Single-A Cedar Rapids, mostly out of the bullpen...made four starts all in the middle of the season going 0-1 with a 0.66 ERA (13.2 IP, 1 ER), six walks and 16 strikeouts in those starts...39 appearances more than doubled his career total heading into the season...2016: Began season with Rookie Elizabethton...made three appearances and transferred to Single-A Cedar Rapids...first career save July 14, allowing one run in 3.0 innings...tossed 1.0 shutout inning in the Postseason...2015: Spent his first professional season with the GCL Twins...did not allow a run in his first five appearances, allowing just two hits in 5.2 innings...made two starts allowing one run in 8.0 innings...PERSONAL: Played three seasons with UC Davis after redshirting in 2012 and finished with a record of 14-14, 5.26 ERA (150.2 IP, 88 ER) with 102 walks and 117 strikeouts...began the 2015 season as the Aggies regular mid-week starter before moving into the weekend rotation as the Sunday starter...led the team in wins, finishing 8-5 overall with a 5.51 ERA...struck out 54 batters in 67.0 innings, second on the team...won his first seven decisions on the season, the most consecutive wins for a UC Davis pitcher in the Division I era, and the most since Vince DeCoito won the same number in 2004...it was the best start since Colby Craig opened 11-0 in 1994...graduated from C.K. McClatchy HS in Sacramento, CA...selected as Metro Conference MVP as a senior...named to Sacramento Bee All-Metro squad, batting .436 with four home runs and 48 RBI...also finished 4-2 with 2.32 ERA and 61 strikeouts as a pitcher in 2011...tossed a no-hitter vs. Rio Americano as a senior...made NorCalPreps Top 40 list.

YEAR	TEAM	W-L	ERA	G	GS	CG	SH	SV	IP	H	R	ER	HR	HB	BB	SO	WP	K/9	BAA
2015	GCL Twins	1-1	1.66	12	2	0	0	0	21.2	12	4	4	0	3	14	25	4	10.4	.169
2016	Elizabethton	1-0	3.18	3	0	0	0	0	5.2	9	2	2	0	0	4	9	0	14.3	.360
	Cedar Rapids	1-2	3.00	15	0	0	0	1	27.0	23	12	9	1	3	15	33	5	11.0	.228
2017	Cedar Rapids	2-4	3.54	39	4	0	0	3	68.2	56	37	27	3	5	43	67	15	8.8	.225
<b>Minor League Totals</b>		<b>5-7</b>	<b>3.07</b>	<b>69</b>	<b>6</b>	<b>0</b>	<b>0</b>	<b>4</b>	<b>123.0</b>	<b>100</b>	<b>55</b>	<b>42</b>	<b>4</b>	<b>11</b>	<b>76</b>	<b>134</b>	<b>24</b>	<b>9.8</b>	<b>.224</b>

**COSGROVE, ANDREW**

**CATCHER**

**HEIGHT:** 6-2 **BATS:** R **BORN:** 7/31/1996 in Kirkland, WA  
**WEIGHT:** 200 **THROWS:** R **RESIDES:** Kirkland, WA  
**SIGNED BY:** Sean Moir **SCHOOL:** North Carolina State University  
**HOW OBTAINED:** Selected by Twins in 17th round of 2017 First-Year Player Draft.

2017: Began professional career with Rookie Elizabethton...AMATEUR CAREER: Attended NC State and hit .284 (40-for-141) with 11 doubles, four home runs and 18 RBI in 41 games...batted .287 with seven doubles, two home runs and 12 RBIs in 31 games as a JUCO sophomore in 2016...PERSONAL: Earned Second-Team All-State and First-Team All-King County honors as a high school senior at Juanita High School in Kirkland, WA...helped lead the team to the county championship game as a senior in 2014.

YEAR	TEAM	AVG	G	AB	R	H	2B	3B	HR	RBI	SH	SF	HB	BB	SO	SB	CS	OBP	OPS
2017	Elizabethton	.221	21	77	9	17	2	0	1	8	0	0	5	6	20	0	0	.318	.604
<b>Minor League Totals</b>		<b>.221</b>	<b>21</b>	<b>77</b>	<b>9</b>	<b>17</b>	<b>2</b>	<b>0</b>	<b>1</b>	<b>8</b>	<b>0</b>	<b>0</b>	<b>5</b>	<b>6</b>	<b>20</b>	<b>0</b>	<b>0</b>	<b>.318</b>	<b>.604</b>

**CRESPO, DARIEL**

**CATCHER**

**HEIGHT:** 6-3 **BATS:** R **BORN:** 5/6/1992 in Artemisa, Cuba  
**WEIGHT:** 174 **THROWS:** R **RESIDES:** Miami, FL  
**SIGNED BY:** Mike Larson **SCHOOL:** --  
**HOW OBTAINED:** Signed as an undrafted free agent August 25, 2017.

PERSONAL: Hit .235 (137-for-583) with 25 doubles, four triples, seven home runs and 66 RBI in 228 career games in the Cuban National Series with Artemisa from 2011-15...behind the plate caught 64 of 102 attempted base stealers for a 39 percent caught stealing in those 228 games.

YEAR	TEAM	AVG	G	AB	R	H	2B	3B	HR	RBI	SH	SF	HB	BB	SO	SB	CS	OBP	OPS
2018																			

2018 will be first professional season.

MINOR LEAGUES



## CRITES, CARSON

## INFIELDER

HEIGHT: 6-0  
WEIGHT: 195

BATS: R  
THROWS: R  
SCHOOL: Southeastern Louisiana University

BORN: 1/18/1995 in Oklahoma City, OK  
RESIDES: Amarillo, TX

SIGNED BY: Greg Runser

HOW OBTAINED: Selected by Twins in 25th round of 2017 First-Year Player Draft.

**AMATEUR CAREER:** Finished 2017 at Southeastern Louisiana with a .299 batting average, 14 home runs and 60 RBI, the most by any player in the Southland Conference... was named a Second-Team selection on the All-Southland team after being a First-Team selection in 2016...All-State selection as well as Team MVP at Mississippi Delta Community College in 2014...named National Player of the Week (March 17-23) after hitting .667 (8-for-12) with six runs scored, one home run and six RBI...  
**PERSONAL:** Earned three letters in baseball at Amarillo High school...named All-District for 5A...earned Academic SportAward.

YEAR	TEAM	AVG	G	AB	R	H	2B	3B	HR	RBI	SH	SF	HB	BB	SO	SB	CS	OBP	OPS
2017	Elizabethhton	.300	38	150	29	45	11	0	4	30	0	3	3	10	28	4	3	.349	.802
<b>Minor League Totals</b>		<b>.300</b>	<b>38</b>	<b>150</b>	<b>29</b>	<b>45</b>	<b>11</b>	<b>0</b>	<b>4</b>	<b>30</b>	<b>0</b>	<b>3</b>	<b>3</b>	<b>10</b>	<b>28</b>	<b>4</b>	<b>3</b>	<b>.349</b>	<b>.803</b>

## CRONIN, JOSEPH PATRICK [JOE]

## THIRD BASEMAN

HEIGHT: 5-10  
WEIGHT: 185

BATS: R  
THROWS: R  
SCHOOL: Boston College

BORN: 5/15/1994 in Manchester, CT  
RESIDES: Scarborough, ME

SIGNED BY: John Wilson

HOW OBTAINED: Selected by Twins in 34th round of 2016 First-Year Player Draft.

**2016:** Began professional career with GCL Twins...**PERSONAL:** Attended Boston College for four years...named to the New England Intercollegiate Baseball Association (NEIBA) All-New England Second Team...started all 57 games for the Eagles, 24 at first base, 32 at third and one in leftfield...recorded a .267 batting average with a team-high .429 slugging percentage...led the Eagles with 36 RBIs, three triples, four home runs and 90 total bases...finished career at BC hitting .246 (180-for-731) with 52 doubles, six triples, nine home runs, 88 RBI and a school-record 114 walks...graduate of Scarborough (ME) High School where he was All-State as a senior...named to the 2012 Rawlings/Perfect Game Preseason Northeast Region All High School Senior Second Team...also played hockey.

YEAR	TEAM	AVG	G	AB	R	H	2B	3B	HR	RBI	SH	SF	HB	BB	SO	SB	CS	OBP	OPS
2016	GCL Twins	.198	24	81	6	16	1	0	1	7	1	1	5	9	17	7	3	.313	.560
2017	Cedar Rapids	.195	48	159	23	31	6	2	4	12	2	1	4	27	51	1	2	.325	.658
	Ft. Myers	.333	1	3	0	1	0	0	0	0	0	0	0	0	1	0	0	.333	.666
<b>Minor League Totals</b>		<b>.198</b>	<b>73</b>	<b>243</b>	<b>29</b>	<b>48</b>	<b>7</b>	<b>2</b>	<b>5</b>	<b>19</b>	<b>3</b>	<b>2</b>	<b>9</b>	<b>36</b>	<b>69</b>	<b>8</b>	<b>5</b>	<b>.321</b>	<b>.625</b>

## CROSBY, CASEY W.

## PITCHER

HEIGHT: 6-5  
WEIGHT: 225

BATS: R  
THROWS: L

BORN: 9/17/1988 in Maple Park, IL  
RESIDES: Sugar Grove, IL

DRAFTED BY: Detroit 5th round of the 2007 First-Year Player Draft.

HOW OBTAINED: Signed as a minor league free agent, October 8, 2017.

**2017:** Spent 2017 with Lincoln Saltdogs of the independent American Association, tossed 16.2 innings in 16 appearances with a 2.16 ERA...first season since 2014...**2014:** Made 11 appearances at Triple-A Toledo, 0-0 with a 5.71 ERA with 12 strikeouts and 13 walks...spent most of the season on the disabled list...**2013:** In 13 starts with Toledo, 2-5 with a 4.84 ERA over 125.2 innings...**2012:** Spent most of the season with Toledo, made MLB debut with Detroit on June 1, 2012 against New York-AL...optioned back to Toledo, ended the year with a 4.01 ERA in 22 starts over 125.2 innings...**2011:** Threw a career high 131.2 innings at Double-A Erie, had a 4.10 ERA in 25 starts with 121 strikeouts, named Mid-Season All-Star in the Eastern League...played for Salt River Rafter's of the Arizona Fall League, was 2-0 with a 1.32 ERA in 11 appearances...**2010:** Entered the season as *Baseball America's* No. 47 overall prospect...spent most of the year on the DL, made three rehab starts with the GCL Tigers...**2009:** In first full season, named to the Midwest League Mid- and Postseason All-Star team as a member of the Single-A West Michigan...in 24 starts, 10-4 with a 2.41 ERA...named Detroit's Minor League Pitcher of the Year...**2008:** Made professional debut with GCL Tigers, didn't allow a run over 4.2 innings pitched...**PERSONAL:** In high school, trained with former Pittsburgh Pirates farmhand Bill Copp.

YEAR	TEAM	W-L	ERA	G	GS	CG	SH	SV	IP	H	R	ER	HR	HB	BB	SO	WP	K/9	BAA
2008	GCL Tigers	0-0	0.00	3	3	0	0	0	4.2	4	1	0	0	0	3	2	1	3.9	.211
2009	West Michigan	10-4	2.41	24	24	0	0	0	104.2	70	36	28	3	3	48	117	7	10.1	.195
2010	GCL Tigers	0-1	8.76	3	3	0	0	0	12.1	21	15	12	1	0	4	10	3	7.3	.382
2011	Erie	9-7	4.10	25	25	0	0	0	131.2	122	68	60	11	5	77	121	7	8.3	.253
2012	Toledo	7-9	4.01	22	22	2	0	0	125.2	112	63	56	12	0	65	112	11	8.0	.238
	<b>DETROIT</b>	<b>1-1</b>	<b>9.49</b>	<b>3</b>	<b>3</b>	<b>0</b>	<b>0</b>	<b>0</b>	<b>12.1</b>	<b>15</b>	<b>13</b>	<b>13</b>	<b>2</b>	<b>0</b>	<b>11</b>	<b>9</b>	<b>1</b>	<b>6.6</b>	<b>.313</b>
2013	Toledo	2-5	4.84	13	13	0	0	0	57.2	55	33	31	3	1	40	61	5	6.2	.258
2014	Toledo	0-0	5.71	11	0	0	0	0	17.1	15	15	11	2	1	13	12	1	6.8	.227
2015									DID NOT PLAY										
2016									DID NOT PLAY										
2017	Lincoln (Ind.)	0-0	2.16	16	0	0	0	0	16.2	11	4	4	0	0	12	17	2	9.2	--
<b>Independent League Totals</b>		<b>0-0</b>	<b>2.16</b>	<b>16</b>	<b>0</b>	<b>0</b>	<b>0</b>	<b>0</b>	<b>16.2</b>	<b>11</b>	<b>4</b>	<b>4</b>	<b>0</b>	<b>0</b>	<b>12</b>	<b>17</b>	<b>2</b>	<b>9.2</b>	<b>--</b>
<b>Minor League Totals</b>		<b>28-26</b>	<b>3.93</b>	<b>101</b>	<b>90</b>	<b>2</b>	<b>0</b>	<b>0</b>	<b>454.0</b>	<b>399</b>	<b>231</b>	<b>198</b>	<b>32</b>	<b>10</b>	<b>250</b>	<b>435</b>	<b>35</b>	<b>8.6</b>	<b>.239</b>
<b>Major League Totals</b>		<b>1-1</b>	<b>9.49</b>	<b>3</b>	<b>3</b>	<b>0</b>	<b>0</b>	<b>0</b>	<b>12.1</b>	<b>15</b>	<b>13</b>	<b>13</b>	<b>2</b>	<b>0</b>	<b>11</b>	<b>9</b>	<b>1</b>	<b>6.6</b>	<b>.313</b>

## CURTIS, JERMAINE A.

## OUTFIELDER

HEIGHT: 5-11  
WEIGHT: 190

BATS: R  
THROWS: R

BORN: 7/10/1987 in Panorama City, CA  
RESIDES: Nashville, TN

ORIGINALLY DRAFTED BY: St. Louis in the 5th round of the 2008 First-Year Player Draft. SCHOOL: UCLA

HOW OBTAINED: Signed as a minor league free agent, January 19, 2018.

**2017:** Spent majority of the season with Double-A Midland, where he hit .310 in 56 games with 14 doubles and 28 RBI...named an MiLB Organizational All-Star...**2016:** Spent the whole season with Triple-A Louisville, his second in the Reds organization...named an International League Mid-Season All-Star and finished the year with a .291 average over 89 games with nine home runs and 50 RBI...MiLB.com IL Player of the Month for the month of April...**2015:** In first season with the Reds, played all season in Louisville, hit .273 with 20 RBI...**2013:** Made MLB debut with St. Louis, made five appearance and saw three at-bats but did not record a hit...**2012:** Played most of the season with Double-A Springfield, hit .313 with 19 doubles and 24 RBI...named an MiLB.com Organization All-Star and Texas League Mid-Season



CURTIS continued...

All-Star...**2008:** In first professional season, spent entire year with Single-A Batavia, where he was named a New York Penn League Mid-Season All-Star...**AMATEUR CAREER:** Named one of three co-captains of the 2008 UCLA team, hit .306 with 18 doubles, two triples and two home runs and led the team in walks with 42...Played for Chatham A's of the Cape Cod League in 2007, named an Eastern Division All-Star at third base...named All-Regional most valuable player and to the All-Regional team after his performance in the 2007 Long Beach Regional...named All-Pac 10 honorable mention in freshman season.

YEAR	TEAM	AVG	G	AB	R	H	2B	3B	HR	RBI	SH	SF	HB	BB	SO	SB	CS	OBP	OPS
2008	Batavia	.305	43	164	25	50	14	1	2	20	0	2	5	17	24	4	1	.383	.439
2009	Cedar Rapids	.304	30	112	20	34	12	0	1	10	0	0	5	19	21	12	2	.426	.864
	Palm Beach	.197	90	314	36	62	7	0	1	24	4	3	14	34	52	7	4	.301	.531
2010	Palm Beach	.267	56	191	34	51	10	0	0	24	2	4	13	28	25	5	1	.390	.709
	Springfield	.236	23	55	6	13	3	0	0	3	1	0	2	7	10	0	0	.344	.635
2011	Springfield	.315	90	276	41	87	12	3	5	32	5	1	9	38	31	0	0	.414	.848
2012	Springfield	.313	96	368	61	115	19	1	1	24	5	1	19	47	51	6	1	.416	.794
	Memphis	.276	17	29	7	8	1	0	0	1	0	0	0	9	4	0	0	.447	.758
2013	Memphis	.257	115	370	45	95	17	1	5	49	2	5	7	32	27	10	2	.355	.703
	ST. LOUIS	.000	5	3	0	0	0	0	0	0	0	0	1	1	1	0	0	.400	.000
2014	Memphis	.253	98	225	29	57	8	0	0	26	2	2	8	42	22	5	0	.386	.675
2015	Louisville	.273	74	227	30	62	10	0	2	20	0	1	11	21	25	5	1	.362	.705
2016	Louisville	.291	89	285	38	83	14	0	9	50	2	3	14	42	43	6	1	.404	.839
2017	Midland	.310	56	203	28	63	14	1	1	28	0	3	7	37	42	2	1	.428	.832
	Nashville	.254	22	67	3	17	2	0	0	4	1	0	2	9	15	0	0	.359	.643
	Minor League Totals	.276	899	2886	403	797	143	7	27	315	24	25	116	402	418	62	14	.383	.742

**CRUZ, AMILCAR JOSE**

**PITCHER**

HEIGHT: 6-2

BATS: R

BORN: 3/28/1996 in Mao, DR

WEIGHT: 187

THROWS: R

RESIDES: Mao, DR

SIGNED BY: Eduardo Soriano

SCHOOL: --

HOW OBTAINED: Signed as an undrafted free agent, May 30, 2016.

YEAR	TEAM	W-L	ERA	G	GS	CG	SH	SV	IP	H	R	ER	HR	HB	BB	SO	WP	K/9	BAA
2016	DSL Twins	2-2	4.09	16	0	0	0	0	33.0	38	19	15	1	1	9	25	7	6.8	.284
2017	GCL Twins	1-1	4.76	12	0	0	0	1	28.1	29	16	15	1	5	23	28	4	8.9	.274
	Minor League Totals	3-3	4.40	28	0	0	0	1	61.1	67	35	30	2	6	32	53	11	7.8	.279

**CRUZ, STEVEN ADALBERTO**

**PITCHER**

HEIGHT: 6-2

BATS: R

BORN: 6/15/1999 in Tenares, DR

WEIGHT: 185

THROWS: R

RESIDES: Tenares, DR

SIGNED BY: Fred Guerrero

SCHOOL: --

HOW OBTAINED: Signed as an undrafted free agent, March 19, 2017.

YEAR	TEAM	W-L	ERA	G	GS	CG	SH	SV	IP	H	R	ER	HR	HB	BB	SO	WP	K/9	BAA
2017	DSL Twins	4-0	3.68	16	3	0	0	1	29.1	26	14	12	0	2	14	26	3	8.0	.241
	Minor League Totals	4-0	3.68	16	3	0	0	1	29.1	26	14	12	0	2	14	26	3	8.0	.241

**CUESTO, DARLING FRANCISCO**

**CATCHER**

HEIGHT: 6-0

BATS: R

BORN: 10/12/1997 in Moca, Espaillat, DR

WEIGHT: 192

THROWS: R

RESIDES: Moca, Espaillat, DR

SIGNED BY: Luis Lajara

SCHOOL: --

HOW OBTAINED: Signed as an undrafted free agent, July 2, 2014.

YEAR	TEAM	AVG	G	AB	R	H	2B	3B	HR	RBI	SH	SF	HB	BB	SO	SB	CS	OBP	OPS
2015	DSL Twins	.280	44	143	24	40	6	1	1	17	1	1	4	24	48	3	3	.395	.752
2016	DSL Twins	.245	44	143	23	35	5	1	1	16	0	0	5	25	27	6	2	.376	.691
2017	GCL Twins	.136	7	22	1	3	1	0	0	2	0	0	0	3	6	0	1	.240	.422
	DSL Twins	.286	10	35	7	10	1	0	1	5	0	0	1	2	11	1	0	.342	.742
	Minor League Totals	.257	105	343	55	88	13	2	3	40	1	1	10	54	92	10	6	.373	.705

**CUTURA, ANDRO THOMAS**

**PITCHER**

HEIGHT: 6-0

BATS: R

BORN: 8/22/1993 in Slidell, LA

WEIGHT: 195

THROWS: R

RESIDES: Pearl River, LA

SIGNED BY: Greg Runser

SCHOOL: Southeastern Louisiana University

HOW OBTAINED: Selected by Twins in 6th round of 2014 First-Year Player Draft.

**2017:** Missed entire season on the disabled list recovering from surgery on his right elbow...**2016:** Spent entire season with Single-A Cedar Rapids in the starting rotation until being placed on disabled list May 13 for the remainder of the season...**2015:** Spent the entire season with Rookie Elizabethton in the starting rotation, his first professional action after missing the entire 2014 season...did not allow more than two earned runs in any of his 11 starts...tossed at least 5.0 innings in nine of his 11 starts...led the E-Twins in ERA and WHIP and was second in innings pitched...**2014:** Missed the entire season due to injury...**PERSONAL:** Last name pronounced chu-TWORR-ah...went 10-2 with three complete games and one shutout while posting a 1.95 ERA (106.0 IP, 23 ER) and striking out 99 compared to walking 21 in 16 starts for Southeastern Louisiana University in 2014...in three seasons for the Lions he combined to go 17-7 with four complete games, one shutout, a 3.00 ERA (215.2 IP, 72 ER), 159 strikeouts and 54 walks in 40 appearances (35 starts)...was named First-Team All-Southland Conference in 2014...pitched for Wareham in the Cape Cod League in 2013, going 2-3, 3.91 ERA (43.2 IP, 19 ER) with 29 strikeouts and 10 walks in nine appearances (7 starts)...is a first generation American, parents are from Bosnia...was a First-Team All-District as a junior and senior at Pearl River (LA) High School...honorable mention All-State as a junior...earned two letters each in baseball and soccer at Pearl River...earned two letters in baseball at Pope John Paul HS in Slidell, LA... member of Mu Alpha Theta, National Honor Society and Beta Club.

MINOR LEAGUES



YEAR	TEAM	W-L	ERA	G	GS	CG	SH	SV	IP	H	R	ER	HR	HB	BB	SO	WP	K/9	BAA
2014		DID NOT PLAY - INJURED																	
2015	Elizabethhton	3-2	1.34	11	11	0	0	0	60.2	46	19	9	2	4	15	49	2	7.3	.209
2016	Cedar Rapids	3-1	5.14	6	6	0	0	0	28.0	25	17	16	0	3	15	28	6	9.0	.231
2017		DID NOT PLAY - INJURED																	
<b>Minor League Totals</b>		<b>6-3</b>	<b>2.54</b>	<b>17</b>	<b>17</b>	<b>0</b>	<b>0</b>	<b>0</b>	<b>88.2</b>	<b>71</b>	<b>36</b>	<b>25</b>	<b>2</b>	<b>7</b>	<b>30</b>	<b>77</b>	<b>8</b>	<b>7.8</b>	<b>.216</b>

**DAVIS, COLTON RILEY** PITCHER

**HEIGHT:** 6-1 **BATS:** R **BORN:** 1/5/1994 in Athens, GA  
**WEIGHT:** 195 **THROWS:** R **RESIDES:** Commerce, GA  
**SIGNED BY:** Ricky Taylor **SCHOOL:** Western Carolina University  
**HOW OBTAINED:** Selected by Twins in 25th round of 2016 First-Year Player Draft.

**2017:** Spent entire season with Single-A Cedar Rapids...finished third in the Midwest League in appearances and his .208 opponent average in relief was third best in the league...**2016:** Began professional career with Rookie Elizabethhton...transferred to Single-A Cedar Rapids September 1 and finished season with Kernels...**PERSONAL:** Played four seasons at Western Carolina University...finished his career with 90 appearances -- first in program history...posted a 12-8 all-time record with four saves...his 177 career strikeouts rank him 20th in the school's ledgers...finished his WCJ career with a 10.89 K/9.0 IP...played for Vermont in the New England Baseball League in summer of 2015 and Forest City of the Coastal Plain League in summer 2013...graduate of Commerce (GA) High School where he finished his prep career by posting a 5-2 record on the mound with a 0.44 ERA, helping Commerce High to a 21-8 record and advancing to the second round of the Class A state playoffs in 2012...tallied 88 strikeouts as a senior at Commerce...additionally hit .468 with four home runs and 36 RBI...named to the Athens Banner-Herald All-Area team...as a junior, named the Region 8-A Pitcher of the Year after leading the Tigers to the playoffs with a 6-3 record...recorded 98 strikeouts and a 2.19 ERA while batting .420 with 30 RBI.

YEAR	TEAM	W-L	ERA	G	GS	CG	SH	SV	IP	H	R	ER	HR	HB	BB	SO	WP	K/9	BAA
2016	Elizabethhton	0-2	3.26	13	0	0	0	5	19.1	11	7	7	0	2	8	23	4	10.7	.169
	Cedar Rapids	0-0	0.00	2	0	0	0	0	2.0	0	0	0	0	0	2	3	0	13.5	.000
2017	Cedar Rapids	6-3	3.43	44	1	0	0	3	63.0	51	25	24	4	5	26	60	4	8.6	.222
<b>Minor League Totals</b>		<b>6-5</b>	<b>3.31</b>	<b>59</b>	<b>1</b>	<b>0</b>	<b>0</b>	<b>8</b>	<b>84.1</b>	<b>62</b>	<b>32</b>	<b>31</b>	<b>4</b>	<b>7</b>	<b>36</b>	<b>86</b>	<b>8</b>	<b>9.2</b>	<b>.206</b>

**DAVIS, JAYLIN MALIK** OUTFIELDER

**HEIGHT:** 6-1 **BATS:** R **BORN:** 7/1/1994 in Greensboro, NC  
**WEIGHT:** 195 **THROWS:** R **RESIDES:** McLeansville, NC  
**SIGNED BY:** Ricky Taylor **SCHOOL:** Appalachian State  
**HOW OBTAINED:** Selected by Twins in 24th round of 2015 First-Year Player Draft.

**2017:** Split season between Single-A Ft. Myers and Single-A Cedar Rapids...began the season with the Kernels...hit eight home runs in 29 May games...transferred to Ft. Myers June 23...hit .310 (27-for-87) in 24 August games...**2016:** Began season with Rookie Elizabethhton...in first professional game went 2-for-4 with a home run...hit seven home runs in first 10 games with the E-Twins...named Twins minor league Player of the Week July 2 after going 8-for-25 (.320) with five home runs and nine RBI in seven games...transferred to Single-A Cedar Rapids July 5...had seven-game hit-streak July 24-31 with 11 hits and three home runs...went 3-for-18 in five Postseason games...**2015:** Missed entire season due to right shoulder surgery suffered March 14 while playing with Appalachian State...**PERSONAL:** Played three seasons for Appalachian State...in 2013, became the third freshman All-American in Appalachian State history, earning Louisville Slugger freshman All-America recognition from Collegiate Baseball newspaper...named Southern Conference Freshman of the Year, becoming only the fourth Appalachian State player to earn the honor and the first in 20 years (since Kenny Osborne in 1993)...hit .257 with 12 doubles, four triples, four home runs, 36 RBI, 32 runs scored and 12 stolen bases...appeared in all 54 games as a true freshman and made 53 starts in centerfield...on the first pitch he faced in his collegiate career, hit a three-run home run off All-American Carlos Rodon (also hit three-run homer off Rodon 2/21/14)...ranked by Perfect Game Crosschecker as one of the top 500 recruits in the nation and by Impact Baseball as one of the top 35 players in the state of North Carolina...hit over .400 all three seasons of his prep career (.453 as a sophomore, .468 as a junior and .483 as a senior)...named All-State and conference Player of the Year as a senior...two-time All-Conference and All-Area honoree...teamed with Appalachian State teammate Caleb McCann to help lead Northeast Guilford to back-to-back league championships and final game of the 2011 North Carolina 3-A state championship series...represented Region 5 in the North Carolina State Games...participated in the prestigious South Atlantic Border Battle...played for former Major League Scott Bankhead with the North Carolina Baseball Academy Golden Spikes.

YEAR	TEAM	AVG	G	AB	R	H	2B	3B	HR	RBI	SH	SF	HB	BB	SO	SB	CS	OBP	OPS
2015		DID NOT PLAY - INJURED																	
2016	Elizabethhton	.277	12	47	12	13	1	0	7	12	0	0	1	4	23	2	0	.346	1.091
	Cedar Rapids	.250	52	192	32	48	13	1	9	29	0	0	5	21	64	3	0	.339	.808
2017	Cedar Rapids	.267	66	251	36	67	13	3	12	41	0	2	3	16	77	9	2	.316	.802
	Ft. Myers	.237	59	215	26	51	8	2	3	25	0	2	4	12	70	1	1	.288	.623
<b>Minor League Totals</b>		<b>.254</b>	<b>189</b>	<b>705</b>	<b>106</b>	<b>179</b>	<b>35</b>	<b>6</b>	<b>31</b>	<b>107</b>	<b>0</b>	<b>4</b>	<b>13</b>	<b>53</b>	<b>234</b>	<b>15</b>	<b>3</b>	<b>.316</b>	<b>.769</b>

**DE JESUS, MIGUEL ANGEL** PITCHER

**HEIGHT:** 6-2 **BATS:** R **BORN:** 9/20/1995 in Santo Domingo Centro, DR  
**WEIGHT:** 195 **THROWS:** R **RESIDES:** Santo Domingo Norte, DR  
**SIGNED BY:** Fred Guerrero **SCHOOL:** --  
**HOW OBTAINED:** Signed as an undrafted free agent, July 2, 2014.

**2016:** Split season between Rookie Elizabethhton and GCL Twins...tossed 16.1 scoreless innings in three starts July 14-26 with the GCL Twins...transferred to E-Town August 5...received a no-decision in only Postseason start September 3, giving up three runs on four hits in 5.0 innings...held opposing right-handers to a .094 average.

YEAR	TEAM	W-L	ERA	G	GS	CG	SH	SV	IP	H	R	ER	HR	HB	BB	SO	WP	K/9	BAA
2015	DSL Twins	6-6	4.30	18	7	0	0	1	58.2	62	34	28	2	4	11	58	12	8.9	.265
2016	GCL Twins	3-1	2.06	7	7	0	0	0	35.0	23	8	8	2	1	11	34	2	8.7	.183
	Elizabethhton	0-2	3.00	4	4	0	0	0	18.0	14	8	6	1	2	8	13	2	6.5	.222
2017		DID NOT PLAY - INJURED (right elbow sprain)																	
<b>Minor League Totals</b>		<b>9-9</b>	<b>3.39</b>	<b>29</b>	<b>18</b>	<b>0</b>	<b>0</b>	<b>1</b>	<b>111.2</b>	<b>99</b>	<b>50</b>	<b>42</b>	<b>5</b>	<b>7</b>	<b>30</b>	<b>105</b>	<b>16</b>	<b>8.5</b>	<b>.234</b>



**DE LA CRUZ, LUCIANO**

**PITCHER**

**HEIGHT:** 5-11

**BATS:** L

**BORN:** 2/4/1999 in Samana, DR

**WEIGHT:** 165

**THROWS:** L

**RESIDES:** Samana, DR

**SIGNED BY:** Eury Luis

**SCHOOL:** --

**HOW OBTAINED:** Signed as an undrafted free agent, February 10, 2017.

**2017:** Began professional career with Rookie DSL Twins...on disabled list June 24-July 24 with a right ankle sprain.

YEAR	TEAM	W-L	ERA	G	GS	CG	SH	SV	IP	H	R	ER	HR	HB	BB	SO	WP	K/9	BAA
2017	DSL Twins	0-1	4.40	11	0	0	0	2	14.1	15	9	7	0	0	5	11	4	6.9	.259
<b>Minor League Totals</b>		<b>0-1</b>	<b>4.40</b>	<b>11</b>	<b>0</b>	<b>0</b>	<b>0</b>	<b>2</b>	<b>14.1</b>	<b>15</b>	<b>9</b>	<b>7</b>	<b>0</b>	<b>0</b>	<b>5</b>	<b>11</b>	<b>4</b>	<b>6.9</b>	<b>.259</b>

**DE LA CRUZ, YEREMI**

**CATCHER**

**HEIGHT:** 5-11

**BATS:** R

**BORN:** 7/15/1997 in Santo Domingo Este, DR

**WEIGHT:** 180

**THROWS:** R

**RESIDES:** Santo Domingo Este, DR

**SIGNED BY:** Fred Guerrero

**SCHOOL:** --

**HOW OBTAINED:** Signed as an undrafted free agent, September 15, 2015.

**2017:** Spent entire season with DSL Twins...on disabled list June 3-July 6 with a left oblique strain.

YEAR	TEAM	AVG	G	AB	R	H	2B	3B	HR	RBI	SH	SF	HB	BB	SO	SB	CS	OBP	OPS
2016	DSL Twins	.244	38	135	19	33	6	1	3	21	0	3	2	9	25	1	1	.295	.665
2017	DSL Twins	.286	24	77	12	22	5	1	2	15	0	1	0	9	15	1	4	.356	.811
<b>Minor League Totals</b>		<b>.259</b>	<b>62</b>	<b>212</b>	<b>31</b>	<b>55</b>	<b>11</b>	<b>2</b>	<b>5</b>	<b>36</b>	<b>0</b>	<b>4</b>	<b>2</b>	<b>18</b>	<b>40</b>	<b>2</b>	<b>5</b>	<b>.318</b>	<b>.719</b>

**DE LA TORRE, RICARDO (RICKY)**

**INFIELDER**

**HEIGHT:** 6-2

**BATS:** R

**BORN:** 7/21/1999 in Juana Diaz, PR

**WEIGHT:** 175

**THROWS:** R

**RESIDES:** Juana Diaz, PR

**SIGNED BY:** Freddie Thon

**SCHOOL:** Puerto Rico Baseball Academy

**HOW OBTAINED:** Signed as an undrafted free agent, June 22, 2017.

**PERSONAL:** Rated by *Baseball America* as the 45th best prep prospect entering the Draft...was named a 2017 Rawlings-Perfect Game First-Team All-American and to the Canada/Puerto Rico All Region First-Team...attended the Puerto Rico Baseball Academy in Guarabo, PR...committed to Auburn University before signing with the Twins.

YEAR	TEAM	AVG	G	AB	R	H	2B	3B	HR	RBI	SH	SF	HB	BB	SO	SB	CS	OBP	OPS
2017	GCL Twins	.268	42	153	25	41	3	1	3	12	0	0	1	16	39	5	6	.341	.701
<b>Minor League Totals</b>		<b>.268</b>	<b>42</b>	<b>153</b>	<b>25</b>	<b>41</b>	<b>3</b>	<b>1</b>	<b>3</b>	<b>12</b>	<b>0</b>	<b>0</b>	<b>1</b>	<b>16</b>	<b>39</b>	<b>5</b>	<b>6</b>	<b>.341</b>	<b>.701</b>

**DEL ROSARIO, EDUARDO ANTONIO**

**PITCHER**

**HEIGHT:** 6-0

**BATS:** R

**BORN:** 5/19/1995 in Yamasa, DR

**WEIGHT:** 171

**THROWS:** R

**RESIDES:** Yamasa, DR

**SIGNED BY:** Fred Guerrero

**SCHOOL:** --

**HOW OBTAINED:** Signed as an undrafted free agent, December 21, 2012.

**2017:** Began season with Single-A Cedar Rapids in the starting rotation...transferred to Single-A Ft. Myers July 26...made four starts for the Miracle and transferred back to Cedar Rapids August 15...made five relief appearances for the Miracle and transferred back to Ft. Myers for one relief appearance to finish the season...**2016:** Spent entire season with Single-A Cedar Rapids in the starting rotation...named Midwest League Pitcher of the Week July 31 after pitching 6.0 two-hit innings with 11 strikeouts July 29 at Kane County...went 3-0 with a 1.69 ERA (26.2 IP, 5 ER) in five August starts...won his only postseason start September 8 vs. Wisconsin, pitching 6.0 innings of five-hit, one-run ball while striking out five...**2015:** Began the season with the GCL Twins where he made 10 starts posting a 1.90 ERA (47.1 IP, 10 ER), the most starts of his career...finished second among GCL Twins in starts (10), strikeouts (50) and tied third in innings pitched (47.1)...transferred to Rookie Elizabethton August 26 and made one start for the E-Twins to end the season...**2014:** Spent his second professional season with the GCL Twins, his first season in the states...four wins were second most on the team...**2013:** Played entire season with DSL Twins...tied for the team lead with nine starts.

YEAR	TEAM	W-L	ERA	G	GS	CG	SH	SV	IP	H	R	ER	HR	HB	BB	SO	WP	K/9	BAA
2013	DSL Twins	2-3	2.03	15	9	0	0	1	44.1	22	19	10	1	6	25	30	10	6.1	154
2014	GCL Twins	4-1	3.49	17	0	0	0	1	28.1	27	17	11	1	1	9	25	4	7.9	237
2015	GCL Twins	3-2	1.90	10	10	0	0	0	47.1	36	13	10	0	5	9	50	3	9.5	218
	Elizabethton	0-0	6.75	1	1	0	0	0	4.0	6	3	3	1	0	0	3	0	6.8	375
2016	Cedar Rapids	6-2	3.67	16	16	0	0	0	83.1	75	34	34	7	5	32	81	12	8.7	244
2017	Cedar Rapids	7-6	4.11	23	18	0	0	1	105.0	92	49	48	8	5	41	94	10	8.1	237
	Ft. Myers	1-2	7.04	5	4	0	0	0	23.0	21	19	18	4	3	14	11	1	4.3	247
<b>Minor League Totals</b>		<b>23-16</b>	<b>3.60</b>	<b>87</b>	<b>58</b>	<b>0</b>	<b>0</b>	<b>3</b>	<b>335.1</b>	<b>279</b>	<b>154</b>	<b>134</b>	<b>22</b>	<b>25</b>	<b>130</b>	<b>294</b>	<b>40</b>	<b>7.9</b>	<b>229</b>

**DIAZ, LEWIN JOSE**

**INFIELDER**

**HEIGHT:** 6-3

**BATS:** L

**BORN:** 11/19/1996 in Santiago de los Caballeros, DR

**WEIGHT:** 254

**THROWS:** L

**RESIDES:** Santiago de los Caballeros, DR

**SIGNED BY:** Fred Guerrero

**SCHOOL:** --

**HOW OBTAINED:** Signed as an undrafted free agent, July 2, 2013.

**2016:** Spent entire season with Single-A Cedar Rapids as the everyday first baseman...hit two home runs in same game for first time in his career May 2, driving in five...named Midwest League Player of the Week May 7...hit 271 (68-for-251) with 21 doubles and seven home runs in the first-half earning a spot on the MWL Midseason All-Star team...finished the season with the most doubles, fourth most hits and sixth best average in the MWL...**2016:** Spent entire season with Rookie Elizabethton...went 2-for-4 with a double and a home run in his first game of the season...had 14-game hitting streak July 4-2...went 3-for-4 with a double and a grand slam July 22 vs. Johnson City...finished second in the Appy League in both slugging percentage (.575) and extra-base hits (26), and 10th in batting average (.310)...batted .500 (7-for-14) with two home runs and three doubles in three postseason games against Johnson City...named an Appalachian League Postseason All-Star...**2015:** Began season with the GCL Twins...transferred to Rookie Elizabethton August 9 and finished the season with the E-Twins...rated as the 21st best prospect in the Twins system by *Baseball America* following the season...**2014:** Spent entire season with DSL Twins...hit five of the DSL Twins seven home runs on the season...finished second on the club in doubles and OPS (.836)...finished the season strong, batting .500 (5-for-10) with two doubles, two home runs and five RBI in his final three games...named the 18th best prospect in the Twins system by *Baseball America* following the season...**2013:** Named the 21st best prospect in the Twins system by *Baseball America* entering 2014.

MINOR LEAGUES



DIAZ continued...

YEAR	TEAM	AVG	G	AB	R	H	2B	3B	HR	RBI	SH	SF	HB	BB	SO	SB	CS	OBP	OPS
2014	DSL Twins	.257	43	144	17	37	13	0	5	27	0	0	4	26	24	0	0	.385	.836
2015	GCL Twins	.261	33	111	12	29	7	1	1	15	0	0	2	14	24	2	0	.354	.723
	Elizabethton	.167	14	48	7	8	1	0	3	5	0	0	2	3	17	0	0	.245	.620
2016	Elizabethton	.310	46	174	26	54	15	2	9	37	0	1	0	12	35	0	0	.353	.928
2017	Cedar Rapids	.292	122	466	47	136	33	1	12	68	0	11	6	25	80	2	1	.329	.773
<b>Minor League Totals</b>		<b>.280</b>	<b>258</b>	<b>943</b>	<b>109</b>	<b>264</b>	<b>69</b>	<b>4</b>	<b>30</b>	<b>152</b>	<b>0</b>	<b>12</b>	<b>14</b>	<b>80</b>	<b>180</b>	<b>4</b>	<b>1</b>	<b>.341</b>	<b>.798</b>

**DIXON, TYRONE [T.J.]** **OUTFIELDER**

**HEIGHT:** 5-11      **BATS:** L      **BORN:** 10/14/1994 in Mobile, AL  
**WEIGHT:** 185      **THROWS:** L      **RESIDES:** Mobile, AL  
**SIGNED BY:** Jack Powell      **SCHOOL:** Samford University (AL)  
**HOW OBTAINED:** Selected by Twins in 24th round of 2017 First-Year Player Draft.

**AMATEUR CAREER:** Set the Samford University all-time record in runs with 188 in his career, as well as games played with 231...started in 226 games of his Samford career...was 2017 Southern Conference's active career leader in stolen bases, triples, runs, hits, walks, games played and was also ranked fifth in doubles...turned in the best season of his career as a senior in 2017 and hit .326 with 48 runs, 41 RBI and a .417 slugging percentage...named Second-Team Preseason All-SoCon performer and 2014 Collegiate Baseball Freshman All-American...**PERSONAL:** Named First-Team All-State at UMS-Wright Preparatory School...helped lead his team to state championship titles in both 2010 and 2011...also played football, earning all-state honors...football team won state championship in 2012...younger brother, Troy, is a Samford infielder...father, Tyrone, played baseball at South Alabama.

YEAR	TEAM	AVG	G	AB	R	H	2B	3B	HR	RBI	SH	SF	HB	BB	SO	SB	CS	OBP	OPS
2017	Elizabethton	.259	40	135	25	35	3	2	1	19	1	1	1	20	28	4	6	.357	.690
<b>Minor League Totals</b>		<b>.259</b>	<b>40</b>	<b>135</b>	<b>25</b>	<b>35</b>	<b>3</b>	<b>2</b>	<b>1</b>	<b>19</b>	<b>1</b>	<b>1</b>	<b>1</b>	<b>20</b>	<b>28</b>	<b>4</b>	<b>6</b>	<b>.357</b>	<b>.690</b>

**DOBNAK, RANDY** **PITCHER**

**HEIGHT:** 6-1      **BATS:** R      **BORN:** 1/17/1995 in South Park, PA  
**WEIGHT:** 210      **THROWS:** R      **RESIDES:** Pittsburgh, PA  
**SIGNED BY:** Billy Milos      **SCHOOL:** Alderson Broaddus University (PA)  
**HOW OBTAINED:** Signed as an undrafted free agent, July 28, 2017.

**2017:** Began season with Rookie Elizabethton...made two relief appearances, both of at least 4.0 innings...made three starts, all quality, and transferred to Single-A Cedar Rapids August 30...**AMATEUR CAREER:** Spent six weeks playing for the Utica Unicorns of the United Shore Professional Baseball League prior to signing with Twins...in six games with the Unicorns, finished with a 3-0 record in 35.0 innings pitched while allowing just 22 hits, six walks, and had 29 strikeouts...had a 2.31 ERA and WHIP of just 0.80...in 2016 finished with a 7-3 overall record with five complete games...led the G-MAC in strikeouts with 89 and ranked 43rd in NCAA Division II in strikeouts...opponents hit just .246 against him and allowed only three home runs...prior to 2016 was named as a player to watch by Collegiate Baseball Newspaper...finished with two G-MAC pitcher of the week honors in 2016...was also named to the G-MAC First-Team All-Conference team as well as on the CCA All-Midwest region team...following season was named to the Rawlings All-Midwest Region team sponsored by the American Baseball Coaches Association...recorded one no-hitter against Bluefield State with one walk and finished fourth in the NCAA with eight complete games in 2015...during his freshman season, finished with a 6-1 record and two complete games finishing with a 2.02 ERA...gave up just one home run all season and finished with 9.47 strikeouts per game...**PERSONAL:** Played high school baseball at South Park, outside of Pittsburgh...played third base and left field as well as pitching...was a four-time letterwinner and finished 2013 with Second-Team All-Conference honors.

YEAR	TEAM	W-L	ERA	G	GS	CG	SH	SV	IP	H	R	ER	HR	HB	BB	SO	WP	K/9	BAA
2017	Elizabethton	2-0	2.39	5	3	0	0	1	26.1	19	7	7	3	1	6	22	0	7.5	.198
	Cedar Rapids	0-0	2.57	1	1	0	0	0	7.0	6	2	2	0	0	1	1	0	1.3	.240
<b>Minor League Totals</b>		<b>2-0</b>	<b>2.43</b>	<b>6</b>	<b>4</b>	<b>0</b>	<b>0</b>	<b>1</b>	<b>33.1</b>	<b>25</b>	<b>9</b>	<b>9</b>	<b>3</b>	<b>1</b>	<b>7</b>	<b>23</b>	<b>0</b>	<b>6.2</b>	<b>.207</b>

**EADES, RYAN NELSON** **PITCHER**

**HEIGHT:** 6-3      **BATS:** S      **BORN:** 12/15/1991 in Slidell, LA  
**WEIGHT:** 201      **THROWS:** R      **RESIDES:** Slidell, LA  
**SIGNED BY:** Greg Runser      **SCHOOL:** Louisiana State University  
**HOW OBTAINED:** Selected by Twins in 2nd round of 2013 First-Year Player Draft.

**2017:** Began season with Double-A Chattanooga...transferred to Triple-A Rochester May 29...transferred back to Chattanooga June 6...on disabled list with a right lat strain June 10-27...named Southern League Pitcher of the Week July 2 after tossing 5.0 perfect innings with nine strikeouts over two relief appearances...pitched for Surprise in the Arizona Fall League going 2-0 with a 0.66 ERA (13.2 IP, 1 ER), three walks and 13 strikeouts in 10 appearances (1 start)...**2016:** Spent entire season with Double-A Chattanooga...tossed 7.0 shutout innings May 8...on disabled list May 25-June 5...tossed 13.0 scoreless innings in two starts June 11-16...**2015:** Spent entire season with Single-A Ft. Myers in the starting rotation...named a Florida State League Midseason All-Star after going 4-1, 3.09 ERA (67.0 IP, 23 ER) in 11 starts before the break...tossed 1.0 inning earning a hold in the FSL All-Star Game...allowed just two runs and 11 hits in 15.1 IP (1.17 ERA) in his final three starts of the season before being placed on the disabled list with an oblique injury...finished the season with the sixth best ERA (3.11) in the Florida State League and 10th best ERA in the Twins minor league system...his 11.60 baserunners-per-9 IP was fifth lowest in the FSL...**2014:** Spent his second professional season with Single-A Cedar Rapids in the starting rotation...tossed a complete game shutout in his fifth start of the season April 12, a 6.0 inning outing allowing three hits and one walk while striking out six...nine of his 25 starts were quality, four of which he did not allow an earned run...went 3-0, 2.86 ERA (28.1 IP, 9 ER) in five appearances (4 starts) in August...led Kernels in appearances, starts, innings and wins...10 wins were tied third most in the Midwest League...**2013:** Appeared in 10 games as a reliever in his first professional season...**PERSONAL:** Attended Louisiana State University where he went 8-1, 2.81 ERA (96.0 IP, 30 ER) with 30 walks and 77 strikeouts in 16 starts for Tigers in 2013 as a junior...was 17-5, 3.59 ERA (233.0 IP, 93 ER), 76 walks and 171 strikeouts in 51 career appearances (39 starts) over three seasons from 2011-13...named the 2011 Cape Cod League Pitcher of the Year as he posted a 3-0 mark and a 0.84 ERA in 32.1 innings with seven walks and 23 strikeouts...was a two-way player in high school that led Northshore High School to the state title as a junior in 2009...was a 2008 and 2009 First-Team All-State and 2009 First-Team All-Southeast Region...did not pitch his senior season at Northshore due to surgery to repair a torn labrum but batted .400 with six home runs and 39 RBI...hit .369 with six home runs and 53 RBI as a junior...named the top baseball prospect in the state of Louisiana in 2008 after tossing 55.1 innings and striking out 63 in his sophomore season...father, who passed away in 2004, played in the Cincinnati organization...originally selected by Colorado in the 19th round of the 2010 First-Year Player Draft.



EADES continued...

YEAR	TEAM	W-L	ERA	G	GS	CG	SH	SV	IP	H	R	ER	HR	HB	BB	SO	WP	K/9	BAA
2013	Elizabethton	0-0	4.60	10	0	0	0	0	15.2	13	9	8	0	2	12	13	3	7.5	.236
2014	Cedar Rapids	10-11	5.14	26	25	1	1	0	133.0	147	85	76	11	10	50	98	13	6.6	.285
2015	Ft. Myers	6-3	3.11	20	20	0	0	0	118.2	109	43	41	5	6	38	80	3	6.1	.250
2016	Chattanooga	6-5	4.61	26	19	0	0	0	113.1	112	63	58	4	5	44	91	7	7.2	.264
2017	Rochester	2-0	1.13	2	1	0	0	0	8.0	6	1	1	0	0	2	9	1	10.1	.207
	Chattanooga	4-3	3.63	28	8	0	0	0	79.1	59	33	32	3	2	31	58	2	6.6	.209
<b>Minor League Totals</b>		<b>28-22</b>	<b>4.15</b>	<b>112</b>	<b>73</b>	<b>1</b>	<b>1</b>	<b>0</b>	<b>468.0</b>	<b>446</b>	<b>234</b>	<b>216</b>	<b>23</b>	<b>25</b>	<b>177</b>	<b>349</b>	<b>29</b>	<b>6.7</b>	<b>.256</b>

**ENCARNACION, YELTSIN**

**INFIELDER**

**HEIGHT:** 6-0  
**WEIGHT:** 152  
**SIGNED BY:** Fred Guerrero  
**HOW OBTAINED:** Signed as an undrafted free agent, February 23, 2015.

**BATS:** L  
**THROWS:** R  
**SCHOOL:** --

**BORN:** 6/28/1998 in Azua, DR  
**RESIDES:** Azua, DR

YEAR	TEAM	AVG	G	AB	R	H	2B	3B	HR	RBI	SH	SF	HB	BB	SO	SB	CS	OBP	OPS
2015	DSL Twins	.286	42	147	21	42	3	2	0	15	2	1	2	22	27	3	6	.384	.717
2016	DSL Twins	.220	43	159	22	35	6	1	0	17	1	0	3	23	17	7	5	.330	.600
2017	DSL Twins	.318	47	151	29	48	9	8	2	21	3	0	1	22	20	6	5	.408	.931
<b>Minor League Totals</b>		<b>.274</b>	<b>132</b>	<b>457</b>	<b>72</b>	<b>125</b>	<b>18</b>	<b>11</b>	<b>2</b>	<b>53</b>	<b>6</b>	<b>1</b>	<b>6</b>	<b>67</b>	<b>64</b>	<b>16</b>	<b>16</b>	<b>.373</b>	<b>.747</b>

**ENGLISH, TANNER ALAN**

**OUTFIELDER**

**HEIGHT:** 5-10  
**WEIGHT:** 171  
**SIGNED BY:** Ricky Taylor  
**HOW OBTAINED:** Selected by Twins in 11th round of 2014 First-Year Player Draft.

**BATS:** R  
**THROWS:** R  
**SCHOOL:** University of South Carolina

**BORN:** 3/11/1993 in Pittsburgh, PA  
**RESIDES:** Murrells Inlet, SC

2017: Began season with Double-A Chattanooga...transferred to Single-A Ft. Myers May 15 and finished the season with the Miracle...was third in the Florida State League with 29 stolen bases...2016: Began season with Single-A Ft. Myers...placed on disabled list April 22-August 5 with an eye injury...played three games for the GCL Twins on rehab assignment going 4-for-9 with a home run and three RBI...named Twins minor league Player of the Week August 20 after going 9-for-23 (.391) with two triples, three home runs and eight runs scored in six games...transferred to Triple-A Rochester September 1 and finished season with the Red Wings...rated as having the best outfield arm in Twins organization by *Baseball America* following the season...2015: Spent the entire season with Single-A Cedar Rapids as the Kernels primary centerfielder...named the Midwest League Player of the Week August 10 after hitting .520 (13-for-25) with five doubles, a triple, four RBI, eight runs scored and two stolen bases in six games...missed time in late August after being placed on the disabled list with a thumb sprain...finished the season with 37 stolen bases, which led the Twins organization and was fourth in the Midwest League...the 37 steals were the most by a Twins minor league since Byron Buxton had 55 in 2013...his .265 batting average was 10th best among Twins minor leaguers...2014: Spent first professional season with Rookie Elizabethton...played 26 games in centerfield...hit his first career home run in his first game, a solo shot, June 26...went 4-for-5 in that game...PERSONAL: Played for the University of South Carolina from 2012-14, batting .389 (182-for-629) with 26 doubles, eight triples, two home runs, 73 RBI and 42 stolen bases...named to the SEC All-Defensive Team in 2014, SEC All-Freshman Team in 2012 and SEC Academic Honor Roll in 2013 and 14...helped lead St. James High School to Class AAA state championship...was 2011 South Carolina AAA All-State and a SC/NC Select All-Star Game selection...rated No. 50 best high school prospect in the nation and No. 3 best high school prospect in state of South Carolina by Perfect Game USA, No. 3 best high school prospect in the state of South Carolina by *Baseball America*, No. 1 outfielder in state of South Carolina and No. 5 high school prospect in state of South Carolina by Diamond Prospects...hit .412 his senior season with seven home runs and 23 RBI with 28 stolen bases...originally selected in the 13th round of the 2011 First-Year Player Draft by Tampa Bay.

YEAR	TEAM	AVG	G	AB	R	H	2B	3B	HR	RBI	SH	SF	HB	BB	SO	SB	CS	OBP	OPS
2014	Elizabethton	.316	32	114	20	36	5	2	3	16	2	0	7	18	27	5	1	.439	.913
2015	Cedar Rapids	.265	104	377	70	100	22	8	5	36	8	2	8	48	87	37	7	.359	.765
2016	GCL Twins	.333	3	9	1	3	0	0	1	3	0	0	0	2	5	0	0	.455	1.122
	Ft. Myers	.235	33	119	24	28	3	4	4	10	1	1	1	20	47	10	0	.348	.777
	Rochester	.294	5	17	1	5	1	0	0	0	1	0	0	1	5	2	0	.333	.686
2017	Chattanooga	.129	24	62	11	8	2	1	0	3	2	1	1	8	26	6	1	.236	.430
	Ft. Myers	.215	92	298	49	64	16	4	8	42	4	2	10	42	113	29	4	.330	.706
<b>Minor League Totals</b>		<b>.245</b>	<b>293</b>	<b>996</b>	<b>176</b>	<b>244</b>	<b>49</b>	<b>19</b>	<b>21</b>	<b>110</b>	<b>18</b>	<b>6</b>	<b>27</b>	<b>139</b>	<b>310</b>	<b>89</b>	<b>13</b>	<b>.351</b>	<b>.747</b>

**ENLOW, BLAYNE CHANLAR**

**PITCHER**

**HEIGHT:** 6-3  
**WEIGHT:** 170  
**SIGNED BY:** Greg Runser  
**HOW OBTAINED:** Selected by Twins in 3rd round of 2017 First-Year Player Draft.

**BATS:** R  
**THROWS:** R  
**SCHOOL:** St. Amant (LA) High School

**BORN:** 3/21/1999 in St. Amant, LA  
**RESIDES:** St. Amant, LA

2017: Began professional career with Rookie GCL Twins...ranked the ninth best prospect in the Twins system by *Baseball America* entering 2018...PERSONAL: Was rated as the 33rd best prospect in the Draft by *Baseball America*...was named a 2017 Rawlings-Perfect Game First-Team All-American and Southeast All-Region First-Team...a graduate of St. Amant High School in St. Amant, LA...pitched for the US National Team in 2016 and helped them to a gold medal in the Pan-American Games with a 13 scoreless inning streak...as a junior for St. Amant, compiled a 6-4 record with a 1.54 ERA and 93 in 63.2 innings.

YEAR	TEAM	W-L	ERA	G	GS	CG	SH	SV	IP	H	R	ER	HR	HB	BB	SO	WP	K/9	BAA
2017	GCL Twins	3-0	1.33	6	1	0	0	0	20.1	10	4	3	1	2	4	19	0	8.4	.141
<b>Minor League Totals</b>		<b>3-0</b>	<b>1.33</b>	<b>6</b>	<b>1</b>	<b>0</b>	<b>0</b>	<b>0</b>	<b>20.1</b>	<b>10</b>	<b>4</b>	<b>3</b>	<b>1</b>	<b>2</b>	<b>4</b>	<b>19</b>	<b>0</b>	<b>8.4</b>	<b>.141</b>

MINOR LEAGUES



**ESCOBAR, ANTHONY DAVID**
**PITCHER**
**HEIGHT:** 5-11  
**WEIGHT:** 170

**BATS:** R  
**THROWS:** R  
**SCHOOL:** --

**BORN:** 8/25/2000 in Caracas, VZ  
**RESIDES:** Caracas, VZ

**SIGNED BY:** Oswaldo Troconis

**HOW OBTAINED:** Signed as an undrafted free agent, July 3, 2017.

YEAR	TEAM	W-L	ERA	G	GS	CG	SH	SV	IP	H	R	ER	HR	HB	BB	SO	WP	K/9	BAA
------	------	-----	-----	---	----	----	----	----	----	---	---	----	----	----	----	----	----	-----	-----

2018 will be first professional season.

**FAUCHER, CALVIN**
**PITCHER**
**HEIGHT:** 6-0  
**WEIGHT:** 170

**BATS:** R  
**THROWS:** R  
**SCHOOL:** University of California - Irvine

**BORN:** 9/22/1995 in Chula Vista, CA  
**RESIDES:** Chula Vista, CA

**SIGNED BY:** John Leavitt

**HOW OBTAINED:** Selected by Twins in 10th round of 2017 First-Year Player Draft.

2017: Began professional career with Rookie Elizabethton...on disabled list July 16-August 30 with right shoulder bursitis...**AMATEUR CAREER:** Finished two seasons at UC-Irvine posting a combined record of 6-6 with a 2.77 ERA (65.0 IP, 20 ER), 46 walks and 92 strikeouts in 51 appearances (2 starts)...converted 20 saves, including 12 in 2017, which were fourth all-time in Anteater history...won the Cape Cod League championship with Yarmouth-Dennis in 2016 after going 3-1 with seven saves and a 2.91 ERA (21.1 IP) in 20 relief appearances...attended Southwestern Community College in 2015 and posted a 0.93 ERA with 36 strikeouts in 29 innings...**PERSONAL:** Graduate of Hilltop High School in Chula Vista, CA where he helped the team to a league championship in 2013 and was named All-San Diego Mesa League Second-Team as a senior.

YEAR	TEAM	W-L	ERA	G	GS	CG	SH	SV	IP	H	R	ER	HR	HB	BB	SO	WP	K/9	BAA
2017	Elizabethton	3-0	1.23	5	0	0	0	1	7.1	4	1	1	1	0	3	13	1	16.0	.148
<b>Minor League Totals</b>		<b>3-0</b>	<b>1.23</b>	<b>5</b>	<b>0</b>	<b>0</b>	<b>0</b>	<b>1</b>	<b>7.1</b>	<b>4</b>	<b>1</b>	<b>1</b>	<b>1</b>	<b>0</b>	<b>3</b>	<b>13</b>	<b>1</b>	<b>16.0</b>	<b>.148</b>

**FEATHERSTON, TAYLOR**
**INFIELDER**

SEE PAGE 64

**FEATHERSTONE, ZACHARY BRYAN (ZACH)**
**INFIELDER**
**HEIGHT:** 6-2  
**WEIGHT:** 215

**BATS:** L  
**THROWS:** L  
**SCHOOL:** Tallahassee CC (FL)

**BORN:** 12/18/1995 in Cleveland, OH  
**RESIDES:** Tallahassee, FL

**SIGNED BY:** Jack Powell

**HOW OBTAINED:** Selected by Twins in 12th round of 2016 First-Year Player Draft.

YEAR	TEAM	W-L	ERA	G	GS	CG	SH	SV	IP	H	R	ER	HR	HB	BB	SO	WP	K/9	BAA
2017	GCL Twins	0-2	2.93	12	0	0	0	2	15.1	14	9	5	0	2	7	11	4	6.5	.233
<b>Minor League Totals</b>		<b>0-2</b>	<b>2.93</b>	<b>12</b>	<b>0</b>	<b>0</b>	<b>0</b>	<b>2</b>	<b>15.1</b>	<b>14</b>	<b>9</b>	<b>5</b>	<b>0</b>	<b>2</b>	<b>7</b>	<b>11</b>	<b>4</b>	<b>6.5</b>	<b>.233</b>
YEAR	TEAM	AVG	G	AB	R	H	2B	3B	HR	RBI	SH	SF	HB	BB	SO	SB	CS	OBP	OPS
2016	GCL Twins	.212	34	99	9	21	5	1	0	6	1	1	3	9	42	1	1	.295	.578
<b>Minor League Totals</b>		<b>.212</b>	<b>34</b>	<b>99</b>	<b>9</b>	<b>21</b>	<b>5</b>	<b>1</b>	<b>0</b>	<b>6</b>	<b>1</b>	<b>1</b>	<b>3</b>	<b>9</b>	<b>42</b>	<b>1</b>	<b>1</b>	<b>.295</b>	<b>.577</b>

**FELIZ, JESUS RAMON**
**INFIELDER**
**HEIGHT:** 6-1  
**WEIGHT:** 170

**BATS:** R  
**THROWS:** R  
**SCHOOL:** --

**BORN:** 6/7/2000 in Monte Plata, DR  
**RESIDES:** Monte Plata, DR

**SIGNED BY:** Fred Guerrero

**HOW OBTAINED:** Signed as an undrafted free agent, July 2, 2016.

YEAR	TEAM	AVG	G	AB	R	H	2B	3B	HR	RBI	SH	SF	HB	BB	SO	SB	CS	OBP	OPS
2017	DSL Twins	.248	42	141	19	35	8	5	1	18	1	0	8	6	43	6	5	.316	.713
<b>Minor League Totals</b>		<b>.248</b>	<b>42</b>	<b>141</b>	<b>19</b>	<b>35</b>	<b>8</b>	<b>5</b>	<b>1</b>	<b>18</b>	<b>1</b>	<b>0</b>	<b>8</b>	<b>6</b>	<b>43</b>	<b>6</b>	<b>5</b>	<b>.316</b>	<b>.713</b>

**FINKEL, JARED**
**PITCHER**
**HEIGHT:** 6-3  
**WEIGHT:** 205

**BATS:** R  
**THROWS:** R  
**SCHOOL:** Iona College (NY)

**BORN:** 4/27/1996 in Oradell, NJ  
**RESIDES:** Oradell, NJ

**SIGNED BY:** John Wilson

**HOW OBTAINED:** Selected by Twins in 23rd round of 2017 First-Year Player Draft.

2017: Began professional career with Rookie Elizabethton...finished with the fourth most games finished (14) in the Appalachian League...**AMATEUR CAREER:** MAAC Relief Pitcher of the Year and MAAC All-Championship Team with Iona as a junior in 2017...set a new single-season program record with 11 saves...finished tied for the league-high in saves while notching seven saves in MAAC games, most in the conference...posted a team-best 1.41 ERA throughout 24 appearances...as a sophomore in 2016 was a MAAC All-Academic Team selection...**PERSONAL:** Member of the Varsity Baseball and Football team at Bergen Catholic...made All-League and honorable mention for Group 4 Non-Public A...finished 16-4 as a starting pitcher...played wide receiver for the football team.

YEAR	TEAM	W-L	ERA	G	GS	CG	SH	SV	IP	H	R	ER	HR	HB	BB	SO	WP	K/9	BAA
2017	Elizabethton	2-1	2.18	17	0	0	0	3	33.0	33	13	8	0	1	7	29	1	7.9	.256
<b>Minor League Totals</b>		<b>2-1</b>	<b>2.18</b>	<b>17</b>	<b>0</b>	<b>0</b>	<b>0</b>	<b>3</b>	<b>33.0</b>	<b>33</b>	<b>13</b>	<b>8</b>	<b>0</b>	<b>1</b>	<b>7</b>	<b>29</b>	<b>1</b>	<b>7.9</b>	<b>.256</b>

**GAMEZ, JUAN MANUEL**
**PITCHER**
**HEIGHT:** 5-11  
**WEIGHT:** 220

**BATS:** R  
**THROWS:** R  
**SCHOOL:** North Dakota State University

**BORN:** 3/7/1994 in Tucson, AZ  
**RESIDES:** Tucson, AZ

**SIGNED BY:** Mark Wilson

**HOW OBTAINED:** Selected by Twins in 31st round of 2016 First-Year Player Draft.

2016: Began professional career with GCL Twins...started season as catcher and transferred to pitcher in August...**PERSONAL:** Played two seasons at North Dakota State University from 2015-16...started 82 games as catcher in two seasons...hit a team-high eight home runs in 2015 as a junior...attended Pima Community College in Tucson, AZ from 2013-14...graduate of Cienga High School in Vail, AZ...selected to the Senior All-Star game after hitting .475 with five homers and 43 RBI in 32 games played as a senior...batted .406 with eight home runs and 38 RBI in 32 games as a junior...father, Francisco, spent time in Milwaukee's minor league system in 90's and the Mexican League with Monterrey.



GAMEZ continued...

YEAR	TEAM	W-L	ERA	G	GS	CG	SH	SV	IP	H	R	ER	HR	HB	BB	SO	WP	K/9	BAA
2016	GCL Twins	0-0	2.45	3	0	0	0	0	3.2	2	1	1	0	0	3	2	1	4.9	.167
2017	Elizabethton	1-1	6.33	15	0	0	0	2	27.0	25	20	19	1	5	16	21	2	7.0	.253
<b>Minor League Totals</b>		<b>1-1</b>	<b>5.87</b>	<b>18</b>	<b>0</b>	<b>0</b>	<b>0</b>	<b>2</b>	<b>30.2</b>	<b>27</b>	<b>21</b>	<b>20</b>	<b>1</b>	<b>5</b>	<b>19</b>	<b>23</b>	<b>3</b>	<b>6.8</b>	<b>.243</b>
YEAR	TEAM	AVG	G	AB	R	H	2B	3B	HR	RBI	SH	SF	HB	BB	SO	SB	CS	OBP	OPS
2016	GCL Twins	.150	7	20	2	3	0	0	0	1	1	0	1	2	3	1	0	.261	.411
<b>Minor League Totals</b>		<b>.150</b>	<b>7</b>	<b>20</b>	<b>2</b>	<b>3</b>	<b>0</b>	<b>0</b>	<b>0</b>	<b>1</b>	<b>1</b>	<b>0</b>	<b>1</b>	<b>2</b>	<b>3</b>	<b>1</b>	<b>0</b>	<b>.261</b>	<b>.411</b>

**GARCIA, KEVIN**

**CATCHER**

**HEIGHT:** 5-8      **BATS:** R      **BORN:** 9/17/1992 in El Centro, CA  
**WEIGHT:** 200      **THROWS:** R      **RESIDES:** Calexico, CA  
**ORIGINALLY DRAFTED BY:** Toronto in 30th round of 2014 First-Year Player Draft.      **SCHOOL:** Loyola Marymount University  
**HOW OBTAINED:** Signed as minor league free agent, February 23, 2016.

2016: Split season between Single-A Ft. Myers and Single-A Cedar Rapids...signed as minor league free agent by Twins February 23...2015: Spent entire season with Vancouver...released by Toronto October 31...2014: Began professional career splitting the season between Vancouver and Bluefield...**PERSONAL:** Played two seasons at Loyola Marymount University...also attended San Diego City College...was First-Team All-Pacific Coast Conference selection in 2012 and a honorable mention selection in 2011 at San Diego City College.

YEAR	TEAM	AVG	G	AB	R	H	2B	3B	HR	RBI	SH	SF	HB	BB	SO	SB	CS	OBP	OPS
2014	Vancouver	.269	10	26	4	7	1	0	0	2	0	2	1	3	5	0	0	.344	.652
	Bluefield	.250	23	72	11	18	2	0	1	7	1	0	2	5	9	0	1	.316	.635
2015	Vancouver	.255	36	110	10	28	5	0	0	9	1	1	2	14	19	1	0	.346	.646
2016	Ft. Myers	.250	16	44	4	11	3	0	0	8	0	1	3	3	9	0	0	.333	.651
	Cedar Rapids	.248	38	145	12	36	8	0	1	11	0	0	2	7	29	1	0	.292	.616
2017	Chattanooga	.154	4	13	2	2	0	0	0	1	0	0	0	2	2	0	0	.267	.421
	Ft. Myers	.254	58	193	22	49	0	1	0	16	2	2	1	18	22	3	1	.318	.582
<b>Minor League Totals</b>		<b>.250</b>	<b>185</b>	<b>603</b>	<b>65</b>	<b>151</b>	<b>19</b>	<b>1</b>	<b>2</b>	<b>54</b>	<b>4</b>	<b>6</b>	<b>11</b>	<b>52</b>	<b>95</b>	<b>5</b>	<b>2</b>	<b>.318</b>	<b>.614</b>

**GARCIA, PEDRO LUIS**

**PITCHER**

**HEIGHT:** 6-2      **BATS:** R      **BORN:** 7/21/1995 in Santo Domingo Este, DR  
**WEIGHT:** 180      **THROWS:** R      **RESIDES:** San Cristobal, DR  
**SIGNED BY:** Fred Guerrero      **SCHOOL:** --  
**HOW OBTAINED:** Signed as an undrafted free agent, October 11, 2015.

2017: Spent entire season with GCL Twins...his 2.59 ERA was third best among GCL pitchers...posted a 0.88 WHIP and .152 opponent average, both best in the GCL, and tied for GCL lead with six wins...2016: Spent first professional season with the DSL Twins...made 14 starts going 5-1, which were second most wins among DSL Twins...posted 1.01 WHIP, tied for team-lead...his .181 opponent average was fourth best in the DSL and 9.96 K/9.0 IP was third best in the DSL.

YEAR	TEAM	W-L	ERA	G	GS	CG	SH	SV	IP	H	R	ER	HR	HB	BB	SO	WP	K/9	BAA
2016	DSL Twins	5-1	2.17	14	14	0	0	0	62.1	39	17	15	1	5	24	69	2	10.0	.181
2017	GCL Twins	6-2	2.59	10	3	0	0	0	48.2	26	15	14	1	8	17	41	7	7.6	.152
<b>Minor League Totals</b>		<b>11-3</b>	<b>2.35</b>	<b>24</b>	<b>17</b>	<b>0</b>	<b>0</b>	<b>0</b>	<b>111.0</b>	<b>65</b>	<b>32</b>	<b>29</b>	<b>2</b>	<b>13</b>	<b>41</b>	<b>110</b>	<b>9</b>	<b>8.9</b>	<b>.168</b>

**GARCIA, YEREMI INGINIO**

**PITCHER**

**HEIGHT:** 6-2      **BATS:** R      **BORN:** 11/16/1999 in San Felipe, VZ  
**WEIGHT:** 175      **THROWS:** R      **RESIDES:** Palmarejo, VZ  
**SIGNED BY:** Marlon Nava      **SCHOOL:** --  
**HOW OBTAINED:** Signed as an undrafted free agent, July 4, 2016.

YEAR	TEAM	W-L	ERA	G	GS	CG	SH	SV	IP	H	R	ER	HR	HB	BB	SO	WP	K/9	BAA
2017	DSL Twins	3-2	5.13	18	0	0	0	2	26.1	24	26	15	1	4	19	14	7	4.8	.245
<b>Minor League Totals</b>		<b>3-2</b>	<b>5.13</b>	<b>18</b>	<b>0</b>	<b>0</b>	<b>0</b>	<b>2</b>	<b>26.1</b>	<b>24</b>	<b>26</b>	<b>15</b>	<b>1</b>	<b>4</b>	<b>19</b>	<b>14</b>	<b>7</b>	<b>4.8</b>	<b>.245</b>

**GERICS, DAVID**

**PITCHER**

**HEIGHT:** 6-0      **BATS:** R      **BORN:** 6/12/1995 in Easton, CT  
**WEIGHT:** 185      **THROWS:** R      **RESIDES:** Easton, CT  
**SIGNED BY:** John Leavitt      **SCHOOL:** Pomona-Pitzer College (CA)  
**HOW OBTAINED:** Signed as an undrafted free agent, July 21, 2017.

YEAR	TEAM	W-L	ERA	G	GS	CG	SH	SV	IP	H	R	ER	HR	HB	BB	SO	WP	K/9	BAA
2017	GCL Twins	1-0	14.54	5	0	0	0	0	4.1	4	8	7	0	3	6	4	3	8.3	.235
<b>Minor League Totals</b>		<b>1-0</b>	<b>14.54</b>	<b>5</b>	<b>0</b>	<b>0</b>	<b>0</b>	<b>0</b>	<b>4.1</b>	<b>4</b>	<b>8</b>	<b>7</b>	<b>0</b>	<b>3</b>	<b>6</b>	<b>4</b>	<b>3</b>	<b>8.3</b>	<b>.235</b>

**GERMAN, GIOVAHNEY**

**PITCHER**

**HEIGHT:** 6-2      **BATS:** R      **BORN:** 10/8/2000 in Lowell, MA  
**WEIGHT:** 160      **THROWS:** R      **RESIDES:** Santo Domingo, DR  
**SIGNED BY:** Fred Guerrero      **SCHOOL:** --  
**HOW OBTAINED:** Signed as an undrafted free agent, January 19, 2018.

YEAR	TEAM	W-L	ERA	G	GS	CG	SH	SV	IP	H	R	ER	HR	HB	BB	SO	WP	K/9	BAA
2018 will be first professional season.																			

MINOR LEAGUES



## GERMAN, OSIRIS

## PITCHER

HEIGHT: 6-1

BATS: R

BORN: 11/2/1998 in San Cristobal, DR

WEIGHT: 170

THROWS: R

RESIDES: San Cristobal, DR

SIGNED BY: Fred Guerrero

SCHOOL: --

HOW OBTAINED: Signed as an undrafted free agent, July 2, 2016.

YEAR	TEAM	W-L	ERA	G	GS	CG	SH	SV	IP	H	R	ER	HR	HB	BB	SO	WP	K/9	BAA
2017	DSL Twins	1-2	3.13	15	3	0	0	0	31.2	22	14	11	0	6	11	30	2	8.5	.204
Minor League Totals		1-2	3.13	15	3	0	0	0	31.2	22	14	11	0	6	11	30	2	8.5	.204

## GIL, LUIS ANGEL

## PITCHER

HEIGHT: 6-3

BATS: R

BORN: 6/3/1998 in Azua, DR

WEIGHT: 161

THROWS: R

RESIDES: Azua, DR

SIGNED BY: Luis Lajara

SCHOOL: --

HOW OBTAINED: Signed as an undrafted free agent, February 13, 2015.

2016: Missed entire season on the disabled list recovering from right shoulder surgery.

YEAR	TEAM	W-L	ERA	G	GS	CG	SH	SV	IP	H	R	ER	HR	HB	BB	SO	WP	K/9	BAA
2015	DSL Twins	1-2	4.63	16	0	0	0	2	23.1	15	15	12	2	1	26	24	5	9.3	.190
2016		DID NOT PLAY - INJURED																	
2017	DSL Twins	0-2	2.59	14	14	0	0	0	41.2	31	15	12	2	5	20	49	5	10.6	.205
Minor League Totals		1-4	3.32	30	14	0	0	2	65.0	46	30	24	4	6	46	73	10	10.1	.200

## GOMEZ, LUIS JOSE

## INFIELDER

HEIGHT: 5-11

BATS: L

BORN: 10/22/2000 in Santiago, DR

WEIGHT: 160

THROWS: R

RESIDES: Santiago de los Caballeros, DR

SIGNED BY: Manuel Luciano

SCHOOL: --

HOW OBTAINED: Signed as an undrafted free agent, November 17, 2017.

YEAR	TEAM	AVG	G	AB	R	H	2B	3B	HR	RBI	SH	SF	HB	BB	SO	SB	CS	OBP	OPS
2018 will be first professional season.																			

## GOMEZ, MOISES ANTONIO

## PITCHER

HEIGHT: 6-1

BATS: R

BORN: 2/8/1997 in Valencia, VZ

WEIGHT: 193

THROWS: R

RESIDES: Valencia, VZ

SIGNED BY: Luis Lajara

SCHOOL: --

HOW OBTAINED: Signed as an undrafted free agent, April 9, 2014.

YEAR	TEAM	W-L	ERA	G	GS	CG	SH	SV	IP	H	R	ER	HR	HB	BB	SO	WP	K/9	BAA
2014	DSL Twins	1-2	2.03	9	5	0	0	0	26.2	26	11	6	1	1	10	30	2	10.1	.252
2015	GCL Twins	0-2	3.00	15	0	0	0	0	24.0	17	10	8	1	1	14	12	8	4.5	.210
2016	GCL Twins	4-0	1.19	14	1	0	0	0	37.2	34	7	5	0	3	12	27	4	6.5	.246
2017	Elizabethton	4-1	4.99	12	6	0	0	0	48.2	49	34	27	6	9	25	51	7	9.4	.261
Minor League Totals		9-5	3.02	50	12	0	0	0	137.0	126	62	46	8	14	61	120	21	7.9	.247

## GORDON, NICK

## INFIELDER

SEE PAGE 72

## GORE, JORDAN WALLACE

## INFIELDER

HEIGHT: 6-0

BATS: S

BORN: 8/3/1994 in Conway, SC

WEIGHT: 180

THROWS: R

RESIDES: Conway, SC

SIGNED BY: Seth Moir

SCHOOL: Coastal Carolina University

HOW OBTAINED: Selected by Twins in 19th round of 2017 First-Year Player Draft.

2017: Began season with Rookie Elizabethton...transferred to Single-A Cedar Rapids August 2...**AMATEUR CAREER:** Earned Dean's List recognition at Coastal Carolina three times (Fall 2015, Spring 2016 and Fall 2017)...named to the Big South Presidential Honor Roll for 2015-16 for posting at least a 3.0 GPA for the academic year...earned SEC Academic Honor Roll in 2015...had Tommy John surgery at the end of spring 2016 and sat out the season per NCAA transfer regulations after transferring from South Carolina...played two seasons, 2014-15 with South Carolina...**PERSONAL:** Graduate of Conway High School and was rated No. 7 best high school prospect in South Carolina by Diamond Prospects...rated No. 11 best high school prospect in South Carolina and No. 391 best high school prospect in the nation by Perfect Game USA...rated No. 13 best overall prospect in South Carolina for 2013 MLB Draft by *Baseball America*...rated No. 2 best shortstop in South Carolina by Perfect Game USA and Diamond Prospects...2013 South Carolina AAAA All-State 2013 SC/NC Select All-Star...2013 Diamond Prospects Gold Glove team...as a senior in 2013, hit .480 with 30 runs scored...as a junior in 2012, hit .488 with 14 RBI...played for Team South Carolina at 2012 South Atlantic Border Battle.

YEAR	TEAM	AVG	G	AB	R	H	2B	3B	HR	RBI	SH	SF	HB	BB	SO	SB	CS	OBP	OPS
2017	Elizabethton	.389	18	72	14	28	5	0	1	16	1	0	1	6	21	1	0	.443	.943
	Cedar Rapids	.221	27	86	13	19	3	2	1	4	0	1	0	10	33	1	0	.299	.636
Minor League Totals		.297	45	158	27	47	8	2	2	20	1	1	1	16	54	2	0	.364	.775



## GRATEROL, BRUSDAR JAVIER

PITCHER

HEIGHT: 6-1

WEIGHT: 203

SIGNED BY: Jose Leon

HOW OBTAINED: Signed as an undrafted free agent, August 29, 2014.

BATS: R

THROWS: R

SCHOOL: --

BORN: 8/26/1998 in Calabozo, VZ

RESIDES: Calabozo, VZ

2017: Ranked the fifth best prospect in the Twins system by *Baseball America* entering 2018...2015: Had surgery on right elbow June 20.

YEAR	TEAM	W-L	ERA	G	GS	CG	SH	SV	IP	H	R	ER	HR	HB	BB	SO	WP	K/9	BAA
2015	DSL Twins	0-1	2.45	4	4	0	0	0	11.0	12	4	3	0	2	1	17	1	13.9	.273
2016		DID NOT PLAY - INJURED																	
2017	GCL Twins	2-0	1.40	5	2	0	0	0	19.1	10	3	3	1	2	4	21	2	9.8	.152
	Elizabethton	2-1	3.92	5	5	0	0	0	20.2	16	9	9	1	1	9	24	1	10.5	.213
<b>Minor League Totals</b>		<b>4-2</b>	<b>2.65</b>	<b>14</b>	<b>11</b>	<b>0</b>	<b>0</b>	<b>0</b>	<b>51.0</b>	<b>38</b>	<b>16</b>	<b>15</b>	<b>2</b>	<b>5</b>	<b>14</b>	<b>62</b>	<b>4</b>	<b>10.9</b>	<b>.205</b>

## GRZELAKOWSKI, TAYLOR JOHN

CATCHER

HEIGHT: 5-11

WEIGHT: 245

SIGNED BY: Bill Milos

HOW OBTAINED: Signed as an undrafted free agent, July 31, 2017.

BATS: L

THROWS: R

SCHOOL: Madonna University

BORN: 12/201993 in Fraser, MI

RESIDES: Fraser, MI

2017: Signed by the Utica Unicorns of the United Shore Professional Baseball League...hit .306 (33-for-108) with seven doubles, nine home runs and 23 RBI in 29 games...signed by the Twins as an undrafted free agent July 31...reported to Rookie GCL Twins and hit .222 over 12 games...**AMATEUR CAREER:** Graduate of Madonna University in Livonia, MI...hit .426 (75-for-176) with 12 home runs and 60 RBI in 49 games as a senior in 2017...led the Crusaders in average (.348), hits (62), doubles (19), runs batted in (44), slugging percentage (.506), walks (36), and on-base percentage (.462) in 2015...named First-Team All-WHAC...named All-WHAC Honorable Mention in 2014...**PERSONAL:** Graduate of Fraser High School (MI)...Macomb Area Conference (MAC) all-academic...lettered in baseball and football...named team most valuable player, all-district, all-league and All-MAC as a junior and senior (2011, '12)...hit .484 with 17 doubles, two home runs and a triple as a senior...ranked at No. 76 in his class by Michigan Baseball Prospects.

YEAR	TEAM	AVG	G	AB	R	H	2B	3B	HR	RBI	SH	SF	HB	BB	SO	SB	CS	OBP	OPS
2017	GCL Twins	.222	12	36	3	8	2	0	1	7	1	1	0	3	7	1	0	.275	.636
<b>Minor League Totals</b>		<b>.222</b>	<b>12</b>	<b>36</b>	<b>3</b>	<b>8</b>	<b>2</b>	<b>0</b>	<b>1</b>	<b>7</b>	<b>1</b>	<b>1</b>	<b>0</b>	<b>3</b>	<b>7</b>	<b>1</b>	<b>0</b>	<b>.275</b>	<b>.636</b>

## GUEVARA, JOSE JULIAN

PITCHER

HEIGHT: 6-3

WEIGHT: 180

SIGNED BY: Jose Leon

HOW OBTAINED: Signed as an undrafted free agent, July 3, 2017.

BATS: R

THROWS: R

SCHOOL: --

BORN: 10/2/1998 in VZ

RESIDES: Maigualida, VZ

YEAR	TEAM	W-L	ERA	G	GS	CG	SH	SV	IP	H	R	ER	HR	HB	BB	SO	WP	K/9	BAA
2018 will be first professional season.																			

## GUZMAN, YOLBY

PITCHER

HEIGHT: 6-2

WEIGHT: 175

SIGNED BY: Manuel Luciano

HOW OBTAINED: Signed as an undrafted free agent, July 3, 2017.

BATS: R

THROWS: R

SCHOOL: --

BORN: 11/11/2000 in Mao, DR

RESIDES: Mao, DR

YEAR	TEAM	W-L	ERA	G	GS	CG	SH	SV	IP	H	R	ER	HR	HB	BB	SO	WP	K/9	BAA
2018 will be first professional season.																			

## HACKIMER, THOMAS GEORGE (TOM)

PITCHER

HEIGHT: 5-11

WEIGHT: 195

SIGNED BY: John Wilson

HOW OBTAINED: Selected by Twins in 4th round (123rd overall) of 2016 First-Year Player Draft.

BATS: R

THROWS: R

SCHOOL: St. John's University (NY)

BORN: 6/28/1994 in Hyde Park, NY

RESIDES: Floral Park, NY

2017: Began season with Single-A Cedar Rapids working solely in relief...allowed four runs in first two appearances (3.0 IP) and continued to toss 21.0 innings over 14 appearances without allowing an earned run (1 run)...transferred to Single-A Ft. Myers May 31 and finished season with the Miracle...named Florida State League Pitcher of the Week July 9 after going 2-0 with one save and one hit allowed while striking out seven in four appearances (6.0 IP)...pitched for Surprise in the Arizona Fall League going 0-1 with a 2.31 ERA (11.2 IP, 3 ER), seven walks and 10 strikeouts in 10 relief appearances...2016: Began professional career making 21 appearances out of the bullpen with Single-A Cedar Rapids...five saves were second among all kernels...**PERSONAL:** Went 7-3, 1.17 ERA (53.2 IP, 7 ER) with eight saves, 19 walks and 71 strikeouts as a senior in 2016...earned Big East Pitcher of the Year, the first reliever to do so since 2005...as a junior went 4-1 with a 1.92 ERA while recording a school record 15 saves and held hitters to a .094 batting average in a Big East Conference leading 35 appearances...was also named First-Team CoSIDA Academic All-District...studied physics at St. John's...was originally drafted in the 15th round of the 2015 First-Year Player Draft by the Mets...attended Archbishop Molloy High School in Briarwood, NY where he was a four-year letter winner and also played basketball...also in chorus, band and science olympiad in high school.

YEAR	TEAM	W-L	ERA	G	GS	CG	SH	SV	IP	H	R	ER	HR	HB	BB	SO	WP	K/9	BAA
2016	Cedar Rapids	1-3	2.39	21	0	0	0	5	26.1	21	12	7	1	7	12	26	0	8.9	.223
2017	Cedar Rapids	3-1	1.50	16	0	0	0	6	24.0	11	5	4	0	4	3	28	1	10.5	.133
	Ft. Myers	4-0	1.93	27	0	0	0	7	37.1	19	10	8	0	7	19	43	1	10.4	.148
<b>Minor League Totals</b>		<b>8-4</b>	<b>1.93</b>	<b>64</b>	<b>0</b>	<b>0</b>	<b>0</b>	<b>18</b>	<b>87.2</b>	<b>51</b>	<b>27</b>	<b>19</b>	<b>1</b>	<b>18</b>	<b>34</b>	<b>97</b>	<b>2</b>	<b>10.0</b>	<b>.167</b>

MINOR LEAGUES



**HAMILTON, CALEB BRODERICK**

**CATCHER**

**HEIGHT:** 6-0  
**WEIGHT:** 190  
**SIGNED BY:** Trevor Brown  
**HOW OBTAINED:** Selected by Twins in 23rd round of 2016 First-Year Player Draft.

**BATS:** R  
**THROWS:** R  
**SCHOOL:** Oregon State University

**BORN:** 2/5/1995 in Kirkland, WA  
**RESIDES:** Redmond, WA

**2016:** Began professional career with Rookie Elizabethton...**PERSONAL:** Originally signed by Washington in 38th round of 2013 First-Year Player Draft, but did not sign...played three seasons at Oregon State University...graduated from Woodinville (WA) High School where he lettered for three years...was Seattle Times All-Area as senior after hitting .486 with four home runs...was the quarterback of the football team.

YEAR	TEAM	AVG	G	AB	R	H	2B	3B	HR	RBI	SH	SF	HB	BB	SO	SB	CS	OBP	OPS
2016	Elizabethton	.207	45	140	25	29	7	2	2	15	1	0	3	28	44	2	1	.351	.680
2017	Cedar Rapids	.221	92	307	51	68	18	4	9	42	1	2	3	54	97	3	4	.342	.736
<b>Minor League Totals</b>		<b>.217</b>	<b>137</b>	<b>447</b>	<b>76</b>	<b>97</b>	<b>25</b>	<b>6</b>	<b>11</b>	<b>57</b>	<b>2</b>	<b>2</b>	<b>6</b>	<b>82</b>	<b>141</b>	<b>5</b>	<b>5</b>	<b>.345</b>	<b>.718</b>

**HARPER, RYNE RICHARD**

**PITCHER**

**HEIGHT:** 6-3  
**WEIGHT:** 215  
**DRAFTED BY:** Atlanta 37th round of the 2011 First-Year Player Draft.  
**HOW OBTAINED:** Signed as a minor league free agent January, 2018?

**BATS:** R  
**THROWS:** R

**BORN:** 03/27/1989 in Clarksville, TN  
**RESIDES:** Clarksville, TN  
**SCHOOL:** Austin Peay State University

**2017:** Signed with Seattle in the offseason...spent most of the season with Triple-A Tacoma, going 3-2 with a 3.88 ERA in 46.1 innings...**2016:** Signed by Arizona, spent the whole season with Double-A Jackson...in 42 appearances, was 4-5 with a 2.51 ERA in 68.0 innings and a career-high 95 strikeouts...**2015:** Made 23 of 23 appearances on the season with Double-A Mississippi, posted a 1.87 ERA with 40 strikeouts in 33.2 innings...**2014:** Career-high 48 appearances and 76.2 innings with Mississippi, was 9-5 with a 2.58 ERA...played for the Peoria Javelinas of the Arizona Fall League, went 2-0 with a 3.97 ERA in 11.1 innings...**2013:** In first season with Mississippi, posted a career high 15 saves with a 1.79 ERA...**2011:** Made professional debut with GCL Braves, promoted to Rookie Danville, where he posted a 0.83 ERA in 21.1 innings...**PERSONAL:** At Austin Peay, named to OVC Commissioner's Honor Roll in 2007-08 and 2009-10...named to Dean's List in Fall 2007, Fall 2008, Spring 2010 and Fall 2010...also named to Athletic Director's Honor Roll in Fall 2007, Spring 2008, Fall 2008, Fall 2009, Spring 2010 and Fall 2010...both father and younger brother played baseball at Austin Peay.

YEAR	TEAM	W-L	ERA	G	GS	CG	SH	SV	IP	H	R	ER	HR	HB	BB	SO	WP	K/9	BAA
2011	GCL Braves	1-0	0.00	6	0	0	0	2	8.2	3	0	0	0	0	2	11	0	11.4	.107
	Danville	2-0	0.83	11	0	0	0	1	21.1	12	2	2	1	0	4	26	1	10.8	.164
2012	Rome	0-2	4.32	15	0	0	0	5	25.0	30	12	12	5	2	7	41	4	14.8	.294
	Lynchburg	2-1	1.83	27	0	0	0	0	44.1	40	9	9	0	1	13	49	4	9.9	.244
2013	Mississippi	6-3	1.79	41	0	0	0	11	55.1	47	17	11	3	3	18	54	1	8.8	.223
2014	Mississippi	9-5	2.58	48	0	0	0	1	76.2	69	24	22	5	2	24	93	6	10.9	.242
2015	Rome	0-0	5.40	1	0	0	0	0	1.2	2	1	1	0	0	0	3	1	16.2	.286
	Mississippi	0-1	1.87	23	0	0	0	0	33.2	22	8	7	1	1	11	40	5	10.7	.186
2016	Jackson	4-5	2.51	42	0	0	0	6	68.0	52	23	19	2	2	25	95	2	12.6	.212
2017	Arkansas	1-0	0.00	4	0	0	0	0	7.1	2	0	0	0	0	0	10	0	12.3	.083
	Tacoma	3-2	3.88	37	0	0	0	3	46.1	42	21	20	5	1	21	45	0	8.7	.243
<b>Minor League Totals</b>		<b>28-19</b>	<b>2.39</b>	<b>255</b>	<b>0</b>	<b>0</b>	<b>0</b>	<b>29</b>	<b>388.2</b>	<b>321</b>	<b>117</b>	<b>103</b>	<b>22</b>	<b>12</b>	<b>125</b>	<b>467</b>	<b>24</b>	<b>10.8</b>	<b>.224</b>

**HAYMAN, JOHN BRYANT (BRYANT)**

**CATCHER**

**HEIGHT:** 6-0  
**WEIGHT:** 235  
**SIGNED BY:** Jack Powell  
**HOW OBTAINED:** Signed as an undrafted free agent, June 18, 2015.

**BATS:** R  
**THROWS:** R  
**SCHOOL:** Ware County (GA) HS

**BORN:** 10/13/1992 in Waycross, GA  
**RESIDES:** Waycross, GA

YEAR	TEAM	AVG	G	AB	R	H	2B	3B	HR	RBI	SH	SF	HB	BB	SO	SB	CS	OBP	OPS
2015	GCL Twins	.222	33	99	16	22	7	2	2	11	0	1	4	11	33	0	0	.322	.716
2016	Cedar Rapids	.121	12	33	2	4	0	0	0	2	0	1	1	4	15	0	0	.231	.352
	Elizabethton	.194	31	103	4	20	5	0	1	9	0	3	1	2	46	0	0	.211	.483
2017	DID NOT PLAY - INJURED (left ACL injury)																		
<b>Minor League Totals</b>		<b>.196</b>	<b>76</b>	<b>235</b>	<b>22</b>	<b>46</b>	<b>12</b>	<b>2</b>	<b>3</b>	<b>22</b>	<b>0</b>	<b>5</b>	<b>6</b>	<b>17</b>	<b>94</b>	<b>0</b>	<b>0</b>	<b>.262</b>	<b>.564</b>

**HEISEY, CHRIS**

**OUTFIELDER**

SEE PAGE 77

**HEREDIA, VICTOR E.**

**CATCHER**

**HEIGHT:** 6-2  
**WEIGHT:** 211  
**SIGNED BY:** Jose Leon  
**HOW OBTAINED:** Signed as an undrafted free agent, July 4, 2016.

**BATS:** R  
**THROWS:** R  
**SCHOOL:** - -

**BORN:** 6/1/2000 in Acarigua, VZ  
**RESIDES:** Araure, VZ

YEAR	TEAM	AVG	G	AB	R	H	2B	3B	HR	RBI	SH	SF	HB	BB	SO	SB	CS	OBP	OPS
2017	DSL Twins	.257	24	74	10	19	4	0	1	9	1	1	2	10	19	1	0	.356	.707
<b>Minor League Totals</b>		<b>.257</b>	<b>24</b>	<b>74</b>	<b>10</b>	<b>19</b>	<b>4</b>	<b>0</b>	<b>1</b>	<b>9</b>	<b>1</b>	<b>1</b>	<b>2</b>	<b>10</b>	<b>19</b>	<b>1</b>	<b>0</b>	<b>.356</b>	<b>.707</b>



**HERRERA, EDGAR ADRIAN**

**OUTFIELDER**

HEIGHT: 6-0

BATS: L

BORN: 4/19/1997 in Guarenas, VZ

WEIGHT: 170

THROWS: L

RESIDES: Guarenas, VZ

SIGNED BY: Jose Leon

SCHOOL: --

HOW OBTAINED: Signed as an undrafted free agent, July 4, 2013.

YEAR	TEAM	AVG	G	AB	R	H	2B	3B	HR	RBI	SH	SF	HB	BB	SO	SB	CS	OBP	OPS
2014	DSL Twins	.259	43	139	17	36	2	2	0	15	1	3	1	23	23	5	5	.361	.663
2015	DSL Twins	.255	54	192	22	49	8	0	0	20	2	2	4	15	18	4	8	.319	.616
2016	DSL Twins	.317	51	186	32	59	11	3	0	14	0	0	2	15	14	2	2	.374	.783
2017	GCL Twins	.152	12	33	1	5	1	0	0	6	0	2	0	0	7	0	2	.143	.325
<b>Minor League Totals</b>		<b>.271</b>	<b>160</b>	<b>550</b>	<b>72</b>	<b>149</b>	<b>22</b>	<b>5</b>	<b>0</b>	<b>55</b>	<b>3</b>	<b>7</b>	<b>7</b>	<b>53</b>	<b>62</b>	<b>11</b>	<b>17</b>	<b>.339</b>	<b>.668</b>

**HUTCHCOX, DANE MICHAEL**

**INFIELDER**

HEIGHT: 5-9

BATS: L

BORN: 7/14/1994 in McKinney, TX

WEIGHT: 177

THROWS: R

RESIDES: Colorado Springs, CO

SIGNED BY: Jack Powell

SCHOOL: University of Montevallo (AL)

HOW OBTAINED: Selected by Twins in 29th round of 2016 First-Year Player Draft.

2017: Began season with Rookie GCL Twins...transferred to Single-A Ft. Myers July 8...played in four games for Miracle before returning to finish season with GCL Twins. **2016:** Began professional career with GCL Twins...**PERSONAL:** Attended University of Montevallo in Alabama...was named a Silver Scholar on the Peach Belt Conference Presidential Honor Roll...was named to the Peach Belt Conference All-Academic team...started all 53 games for the Falcons during his junior season...posted a .365 batting average with three home runs and drove in 43 runs...scored 58 runs and stole 16 bases in 17 attempts...played for Green Bay in the Northwoods League in summer of 2014...graduated from Pine Creek High School in Colorado Springs, CO in the spring of 2013...was named first team All-Conference and All-Area...was named a two-time All-Star...earned Academic Honors all four years during his high school career.

YEAR	TEAM	AVG	G	AB	R	H	2B	3B	HR	RBI	SH	SF	HB	BB	SO	SB	CS	OBP	OPS
2016	GCL Twins	.216	34	97	15	21	2	0	0	6	3	0	1	14	21	5	2	.321	.558
2017	Ft. Myers	.000	4	9	0	0	0	0	0	0	0	0	0	0	2	0	0	.000	.000
	GCL Twins	.200	13	30	8	6	1	1	0	7	0	1	1	4	8	1	1	.306	.606
<b>Minor League Totals</b>		<b>.199</b>	<b>51</b>	<b>136</b>	<b>23</b>	<b>27</b>	<b>3</b>	<b>1</b>	<b>0</b>	<b>13</b>	<b>3</b>	<b>1</b>	<b>2</b>	<b>18</b>	<b>31</b>	<b>6</b>	<b>3</b>	<b>.299</b>	<b>.535</b>

**JAVIER, WANDER JIMENEZ**

**INFIELDER**

HEIGHT: 6-1

BATS: R

BORN: 12/29/1998 in Banao, DR

WEIGHT: 165

THROWS: R

RESIDES: Bonao, DR

SIGNED BY: Fred Guerrero

SCHOOL: --

HOW OBTAINED: Signed as an undrafted free agent, July 2, 2015.

2017: Spent entire season with Rookie Elizabethton as the everyday shortstop...finished with the second most runs and doubles, and third most hits among E-Twins. **2016:** Made his professional debut with DSL Twins...on disabled list twice, June 21-29 and July 2 to end of season...ranked the second best prospect in the Twins system by *Baseball America* entering 2018...**PERSONAL:** Rated as the ninth best prospect in the 2015 international class by *Baseball America*, fifth by Fangraphs and eighth by MLB.com...trained with Josue Mateo...played in the Dominican Prospect League...rated as the 11th best prospect in the Twins system by *Baseball America* entering 2016.

YEAR	TEAM	AVG	G	AB	R	H	2B	3B	HR	RBI	SH	SF	HB	BB	SO	SB	CS	OBP	OPS
2016	DSL Twins	.308	9	26	7	8	3	0	2	6	0	0	0	4	5	0	0	.400	1.054
2017	Elizabethton	.299	41	157	34	47	13	1	4	22	0	1	3	19	49	4	3	.383	.854
<b>Minor League Totals</b>		<b>.301</b>	<b>50</b>	<b>183</b>	<b>41</b>	<b>55</b>	<b>16</b>	<b>1</b>	<b>6</b>	<b>28</b>	<b>0</b>	<b>1</b>	<b>3</b>	<b>23</b>	<b>54</b>	<b>4</b>	<b>3</b>	<b>.386</b>	<b>.883</b>

**JAX, JAMES GRIFFIN (GRIFFIN)**

**PITCHER**

HEIGHT: 6-2

BATS: R

BORN: 11/22/1994 in Phoenix, AZ

WEIGHT: 195

THROWS: R

RESIDES: Dallas, TX

SIGNED BY: Ted Williams

SCHOOL: U.S. Air Force Academy

HOW OBTAINED: Selected by Twins in 3rd round (93rd overall) of 2016 First-Year Player Draft.

2017: Made five starts between Rookie Elizabethton and Single-A Cedar Rapids...was placed on military leave list July 26 for remainder of season. **2016:** Began professional career with Rookie Elizabethton...**PERSONAL:** Was rated the 95th ranked prospect entering the draft by *Baseball America*...finished his junior season at the U.S. Air Force Academy going 9-2 with a school record 2.05 ERA (105.1 IP, 24 ER), 20 walks and 90 strikeouts in 15 starts...in 2016, was named the Mountain West co-pitcher of the Year and All-Mountain West First-Team after leading the MWC in ERA, innings, complete games (6) and shutouts (2)...in three seasons with the Falcons went 15-20 with a 4.28 ERA (298.2 IP, 142 ER), 76 walks and 205 strikeouts in 46 appearances (44 starts)...is the son of former NFL offensive lineman Garth Jax who spent 11 years playing between Arizona and Dallas...was originally drafted by the Phillies in the 12th round of the 2013 First-Year Player Draft after being named the 2013 Gatorade Player of the Year in Colorado and a Louisville Slugger High School First-Team All-American...went 7-1, 1.74 ERA with 57 strikeouts and two walks as a senior for Cherry Creek High School in 2013.

YEAR	TEAM	W-L	ERA	G	GS	CG	SH	SV	IP	H	R	ER	HR	HB	BB	SO	WP	K/9	BAA
2016	Elizabethton	0-1	4.15	4	0	0	0	0	8.2	15	4	4	2	0	1	8	2	8.3	.385
2017	Elizabethton	0-1	3.86	1	1	0	0	0	4.2	6	5	2	1	0	0	7	0	13.5	.300
	Cedar Rapids	2-1	2.39	4	4	0	0	0	26.1	19	7	7	1	1	7	13	0	4.4	.200
<b>Minor League Totals</b>		<b>2-3</b>	<b>2.95</b>	<b>9</b>	<b>5</b>	<b>0</b>	<b>0</b>	<b>0</b>	<b>39.2</b>	<b>40</b>	<b>16</b>	<b>13</b>	<b>4</b>	<b>1</b>	<b>8</b>	<b>28</b>	<b>2</b>	<b>6.4</b>	<b>.260</b>

MINOR LEAGUES



**JAY, TYLER RYAN**

**PITCHER**

**HEIGHT:** 6-1

**BATS:** L

**BORN:** 4/19/1994 in Hindsale, IL

**WEIGHT:** 185

**THROWS:** L

**RESIDES:** St. Petersburg, FL

**SIGNED BY:** Jeff Pohl

**SCHOOL:** University of Illinois

**HOW OBTAINED:** Selected by Twins in 1st round pick (6th overall) in the 2015 First-Year Player Draft.

**2017:** Began season on the disabled list with left biceps tendinitis, reinstated May 24 and reported to Double-A Chattanooga...made two appearances and was placed on disabled list June 1...made three rehab appearances with the GCL Twins and was reinstated August 25, reporting to Single-A Ft. Myers...played for Surprise in the Arizona Fall League and was named a Rising Star after posting a 5.59 ERA (9.2 IP, 6 ER) with five walks and 11 strikeouts in 10 relief outings...ranked the 10th best prospect in the Twins system by *Baseball America* entering 2018...**2016:** Began season with Single-A Ft. Myers in the starting rotation...earned Florida State League Pitcher of the Week honors June 6 after allowing two hits and striking out 11 in 8.0 innings vs. St. Lucie...named a Florida State League Midseason All-Star after going 5-5, 2.97 ERA (60.2 IP, 20 ER) with 18 walks and 61 strikeouts in 11 starts...transferred to Double-A Chattanooga July 10...made two starts for the Lookouts followed by three relief outings before being placed on disabled list for remainder of the season August 1...named fifth best prospect, and as having the best slider, in Twins organization by *Baseball America* following the season...**2015:** Began professional career with Single-A Ft. Myers...made 19 appearances, with 17 of them being 1.0 inning...held left-handers to a .150 (3-for-20) average with just one double, no walks and seven strikeouts...right-handers hit .283 (15-for-53)...rated as the fifth best prospect in the Twins system by *Baseball America* following the season...**PERSONAL:** Was rated by *Baseball America* as having the best breaking ball, best command and closest to the majors in the 2015 First-Year Player Draft...attended the University of Illinois...went 5-2 with a 1.08 ERA (66.2 IP, 8 ER), 76 strikeouts and seven walks in 30 appearances (2 starts) over three seasons for the Fighting Illini in 2015 and finished his career 10-6 with a 1.68 ERA (128.2 IP, 24 ER), 30 walks and 143 strikeouts in 71 career appearances (2 starts) over three seasons for Illinois...was named the Big Ten Pitcher of the Year, Louisville Slugger First-Team All-American and a semifinalist for the Dick Howser Trophy, Golden Spikes Award and National Pitcher of the Year...was the Illini closer and holds the school record for saves in a single-season (14, 2015) and saves in a career (24).

YEAR	TEAM	W-L	ERA	G	GS	CG	SH	SV	IP	H	R	ER	HR	HB	BB	SO	WP	K/9	BAA
2015	Ft. Myers	0-1	3.93	19	0	0	0	1	18.1	18	10	8	0	0	8	22	0	10.8	.247
2016	Ft. Myers	5-5	2.84	13	13	0	0	0	69.2	64	24	22	5	4	21	68	5	8.8	.248
	Chattanooga	0-0	5.79	5	2	0	0	0	14.0	13	10	9	2	0	5	9	1	5.8	.245
2017	Chattanooga	0-0	4.50	2	0	0	0	0	2.0	1	1	1	1	0	3	2	1	9.0	.143
	GCL Twins	0-0	4.91	3	1	0	0	0	3.2	6	4	2	1	0	1	7	0	17.2	.353
	Ft. Myers	3-0	1.50	3	0	0	0	0	6.0	4	1	1	0	1	0	10	1	15.0	.182
<b>Minor League Totals</b>		<b>8-6</b>	<b>3.40</b>	<b>45</b>	<b>16</b>	<b>0</b>	<b>0</b>	<b>1</b>	<b>113.2</b>	<b>106</b>	<b>50</b>	<b>43</b>	<b>9</b>	<b>5</b>	<b>38</b>	<b>118</b>	<b>8</b>	<b>9.3</b>	<b>.247</b>

**JAYE, MYLES**

**PITCHER**

SEE PAGE 84

**JONES, MATTHEW CHRISTOPHER (MATT)**

**PITCHER**

**HEIGHT:** 6-4

**BATS:** R

**BORN:** 10/16/1998 in Markham, Ontario, CAN

**WEIGHT:** 190

**THROWS:** L

**RESIDES:** Whitby, Ontario, CAN

**SIGNED BY:** Walt Burrows

**SCHOOL:** Sinclair Secondary School (CAN)

**HOW OBTAINED:** Selected by Twins in 28th round of 2016 First-Year Player Draft.

YEAR	TEAM	W-L	ERA	G	GS	CG	SH	SV	IP	H	R	ER	HR	HB	BB	SO	WP	K/9	BAA
2016	GCL Twins	0-2	17.18	5	0	0	0	0	3.2	2	7	7	1	0	8	5	3	12.3	.182
2017	GCL Twins	2-1	3.94	11	2	0	0	2	32.0	29	17	14	0	6	19	19	7	5.3	.242
<b>Minor League Totals</b>		<b>2-3</b>	<b>5.30</b>	<b>16</b>	<b>2</b>	<b>0</b>	<b>0</b>	<b>2</b>	<b>35.2</b>	<b>31</b>	<b>24</b>	<b>21</b>	<b>1</b>	<b>6</b>	<b>27</b>	<b>24</b>	<b>10</b>	<b>6.1</b>	<b>.237</b>

**JONES, ZACHARY JAMES (ZACK)**

**PITCHER**

**HEIGHT:** 6-1

**BATS:** R

**BORN:** 12/4/1990 in San Jose, CA

**WEIGHT:** 210

**THROWS:** R

**RESIDES:** Santa Clara, CA

**SIGNED BY:** Elliott Strankman

**SCHOOL:** San Jose State University

**HOW OBTAINED:** Selected by Twins in 4th round of 2012 First-Year Player Draft.

**2017:** Began season on the disabled list recovering from a right shoulder injury...made one rehab appearance and missed the remainder of the season on the disabled list...**2016:** Spring training invite with Milwaukee...began season with Brevard County on rehab assignment...reinstated from DL and reported to Triple-A Colorado Springs June 14...returned to Twins organization by Brewers June 19 and reported to Double-A Chattanooga...placed on disabled list September 3 finished the season on the DL...**2015:** Went a combined 5-4 with a 4.18 ERA and 12 saves in 45 relief appearances between Double-A Chattanooga and Single-A Ft. Myers...held opponents to a .204 batting average with 68 strikeouts in just 51.2 innings...began the season at Chattanooga, where he went 3-2 with a 6.00 ERA and 10 saves in 27 appearances...was transferred to Fort Myers on July 12, where he remained the rest of the season, and went 2-2 with a 2.19 ERA and 2 saves in 18 appearances...selected by Milwaukee from Minnesota in the Major League phase of the Rule 5 Draft on December 10...**2014:** Began the season on the 7-day disabled list and made rehab assignment with GCL Twins...was reinstated from the DL August 17 and reported to Single-A Ft. Myers...ended the season making five scoreless appearances (5.0 IP), with three hits and three saves...named the 25th best prospect in the Twins system by *Baseball America* entering 2015...**2013:** Spent entire season with Ft. Myers as the primary closer...14 saves led all Miracle and were second most in the Twins minor league system...finished fifth in the Florida State League with 35 games finished...led all Miracle pitchers in appearances...ranked the 28th best prospect in the Twins system by *Baseball America* entering 2014...**AMATEUR CAREER:** Finished the 2012 season with San Jose State as the team leader in strikeouts with 60...had a 3.5-to-1 strikeouts-to-walks ratio and averaged 10.00 strikeouts-per-9.0 innings during his 19 appearances...also led the Spartans with seven saves and pushed his school-record career total to 22...was named the Western Athletic Conference Preseason Pitcher of the Year and was named to the National Collegiate Baseball Writers Association "Stopper of the Year" Preseason Watch List in 2012...finished the 2011 season batting .316 (49-for-155) with seven doubles, three triples and three home runs while collecting 10 saves and striking out 53 batters in 43.0 innings...**PERSONAL:** Graduate of Santa Teresa High School in San Jose, CA...originally drafted by Kansas City in 24th round of 2009 First-Year Player Draft, but did not sign.



JONES continued...

YEAR	TEAM	W-L	ERA	G	GS	CG	SH	SV	IP	H	R	ER	HR	HB	BB	SO	WP	K/9	BAA
2012	Elizabethhton	0-0	0.00	6	0	0	0	0	6.0	2	0	0	0	0	4	9	2	13.5	.100
	Beloit	0-0	3.21	12	0	0	0	4	14.0	9	7	5	1	0	7	25	2	16.1	.184
2013	Ft. Myers	4-3	1.85	39	0	0	0	14	48.2	28	11	10	2	2	28	70	3	12.9	.172
2014	GCL Twins	0-0	3.38	6	1	0	0	0	5.1	3	2	2	0	0	4	9	0	15.2	.158
	Ft. Myers	0-0	0.00	5	0	0	0	3	5.0	3	0	0	0	0	2	5	0	9.0	.167
2015	Chattanooga	3-2	6.00	27	0	0	0	10	27.0	24	18	18	3	1	18	30	3	10.0	.247
	Ft. Myers	2-2	2.19	18	0	0	0	2	24.2	14	8	6	0	3	10	38	1	13.9	.157
2016	Brevard County	0-0	8.10	3	0	0	0	0	3.1	2	3	3	0	0	3	4	1	10.8	.182
	Colorado Springs	0-0	18.00	2	0	0	0	0	1.0	2	2	2	0	0	3	0	0	0.0	.500
	Chattanooga	2-2	2.53	21	0	0	0	2	32.0	22	9	9	1	2	15	46	2	12.9	.198
2017	GCL Twins	0-0	0.00	1	1	0	0	0	1.0	0	0	0	0	0	2	0	0	18.0	.000
<b>Minor League Totals</b>		<b>11-9</b>	<b>2.95</b>	<b>140</b>	<b>2</b>	<b>0</b>	<b>0</b>	<b>35</b>	<b>168.0</b>	<b>109</b>	<b>60</b>	<b>55</b>	<b>7</b>	<b>8</b>	<b>94</b>	<b>238</b>	<b>14</b>	<b>12.8</b>	<b>.187</b>

**KENDRICK, KOLTON BRADLEY**

**INFIELDER**

**HEIGHT:** 6-3      **BATS:** L      **BORN:** 8/10/1996 in Loranger, LA  
**WEIGHT:** 216      **THROWS:** R      **RESIDES:** Loranger, LA  
**SIGNED BY:** Greg Runser      **SCHOOL:** Oak Forest Academy (LA)  
**HOW OBTAINED:** Selected by Twins in 8th round of 2015 First-Year Player Draft.

**PERSONAL:** Rated as the 62nd overall prospect in the 2015 First-Year Player Draft by *Baseball America* and the 177th best prospect by MLB.com...hit 15 home runs with an aluminum bat as a junior at Loranger High School (LA) before transferring to Oak Forest Academy (Amite, LA) where he hit .420 with nine home runs, 14 doubles, 35 RBI and 50 walks compared to 11 strikeouts, primarily with a wood bat...was an all-district selection and conference All-Star...led Oak Forest to a district championship and state runner-up in his senior season.

YEAR	TEAM	AVG	G	AB	R	H	2B	3B	HR	RBI	SH	SF	HB	BB	SO	SB	CS	OBP	OPS
2015	GCL Twins	.200	24	70	7	14	3	1	0	5	0	0	1	18	24	0	0	.371	.642
2016	GCL Twins	.073	14	41	1	3	0	0	1	1	0	0	1	7	24	0	1	.224	.370
2017	Elizabethhton	.231	35	117	24	27	6	0	4	18	0	3	0	22	45	0	0	.345	.730
<b>Minor League Totals</b>		<b>.193</b>	<b>73</b>	<b>228</b>	<b>32</b>	<b>44</b>	<b>9</b>	<b>1</b>	<b>5</b>	<b>24</b>	<b>0</b>	<b>3</b>	<b>2</b>	<b>47</b>	<b>93</b>	<b>0</b>	<b>1</b>	<b>.332</b>	<b>.639</b>

**KENNEDY, SHANE HILTON**

**INFIELDER**

**HEIGHT:** 6-3      **BATS:** R      **BORN:** 1/31/1992 in Orlando, FL  
**WEIGHT:** 205      **THROWS:** R      **RESIDES:** Orlando, FL  
**ORIGINALLY SIGNED BY:** Chicago-NL as an undrafted free agent, February 25, 2015.      **SCHOOL:** Clemson University  
**HOW OBTAINED:** Signed by Twins as minor league free agent, October 3, 2016.

**2017:** Began season with Single-A Ft. Myers...on disabled list May 17-June 19 with a right groin strain...hit walk-off single for Miracle June 27, a single in the ninth inning scoring one in the 3-2 win...transferred to GCL Twins August 14...transferred to Single-A Cedar Rapids August 22 and finished season with Kernels...**2016:** Spent entire season with Southern Illinois...**AMATEUR CAREER:** Played two seasons at Clemson University, 2013-14...a career .293 hitter with a .375 on-base percentage in 146 games (139 starts) over three seasons (one at North Florida and two at Clemson) at the collegiate level...had 21 doubles, eight triples, eight homers, 72 RBI, 101 runs, 64 walks, seven hit-by-pitches and 32 steals...Second-Team All-ACC in 2013...freshman All-American at North Florida in 2011...**PERSONAL:** Originally signed by Chicago-NL as an undrafted free agent, February 25, 2015.

YEAR	TEAM	AVG	G	AB	R	H	2B	3B	HR	RBI	SH	SF	HB	BB	SO	SB	CS	OBP	OPS
2016	Southern Illinois (Ind.)	.363	76	273	68	99	24	1	5	47	1	1	9	44	70	34	5	.465	.978
2017	Ft. Myers	.209	42	139	22	29	5	2	2	14	0	1	3	20	60	10	4	.319	.636
	GCL Twins	.214	5	14	3	3	1	2	0	3	0	1	0	5	3	1	0	.400	.971
	Cedar Rapids	.250	10	32	3	8	1	0	1	2	0	0	1	9	14	0	0	.429	.804
<b>Independent League Totals</b>		<b>.363</b>	<b>76</b>	<b>273</b>	<b>68</b>	<b>99</b>	<b>24</b>	<b>1</b>	<b>5</b>	<b>47</b>	<b>1</b>	<b>1</b>	<b>9</b>	<b>44</b>	<b>70</b>	<b>34</b>	<b>5</b>	<b>.465</b>	<b>.978</b>
<b>Minor League Totals</b>		<b>.216</b>	<b>57</b>	<b>185</b>	<b>28</b>	<b>40</b>	<b>7</b>	<b>4</b>	<b>3</b>	<b>19</b>	<b>0</b>	<b>2</b>	<b>4</b>	<b>34</b>	<b>77</b>	<b>11</b>	<b>4</b>	<b>.347</b>	<b>.693</b>

**KERRIGAN, JAMES PATRICK (JIMMY)**

**OUTFIELDER**

**HEIGHT:** 6-1      **BATS:** R      **BORN:** 3/16/1994 in Philadelphia, PA  
**WEIGHT:** 215      **THROWS:** R      **RESIDES:** Philadelphia, PA  
**SIGNED BY:** Bill Milos      **SCHOOL:** Virginia Commonwealth University  
**HOW OBTAINED:** Signed as an undrafted free agent, July 26, 2017.

**2017:** Signed by River City Rascals of the Independent Frontier League...played in 62 games for the Rascals and at time of signing with the Twins led his team in hits, average, home runs, RBI and doubles...was also second in the league in hits...signed by Twins to a minor league contract July 26 and reported to Single-A Cedar Rapids...**AMATEUR CAREER:** Played collegiately at Temple University for two years and then after the baseball program was cut transferred to Virginia Commonwealth University where he hit .318 with four home runs and 35 RBI his senior year in 2016...also helped lead the VCU Rams to a super regional in 2015 and then in 2016, won the Hammer Strength All-American Award which is given by the Collegiate Strength and Conditioning Coaches Association...**PERSONAL:** Graduate of Norman-Goretti Catholic High School in Philadelphia, PA...collected First-team All-Catholic accolades his junior and senior years...named to Third-Team All-Southeastern Pennsylvania...three-time Catholic League Championship & City Championships (2009, 2011, 2012).

YEAR	TEAM	AVG	G	AB	R	H	2B	3B	HR	RBI	SH	SF	HB	BB	SO	SB	CS	OBP	OPS
2017	River City (Ind.)	.328	62	250	47	82	17	2	10	47	2	3	7	11	46	17	5	.369	.901
	Cedar Rapids Kernels	.250	31	124	14	31	2	4	5	20	1	2	3	1	30	1	2	.269	.721
<b>Minor League Totals</b>		<b>.250</b>	<b>31</b>	<b>124</b>	<b>14</b>	<b>31</b>	<b>2</b>	<b>4</b>	<b>5</b>	<b>20</b>	<b>1</b>	<b>2</b>	<b>3</b>	<b>1</b>	<b>30</b>	<b>1</b>	<b>2</b>	<b>.269</b>	<b>.721</b>

MINOR LEAGUES



**KIEST, TANNER MICHAEL**

**PITCHER**

**HEIGHT:** 6-3  
**WEIGHT:** 200  
**DRAFTED BY:** Philadelphia 28th round of the 2014 First-Year Player Draft  
**HOW OBTAINED:** Signed as a minor league free agent, December 18, 2017.

**BATS:** R  
**THROWS:** R

**BORN:** 9/16/1994 in Yucaipa, CA  
**RESIDES:** Yucaipa, CA  
**SCHOOL:** Chaffey College

**2017:** Played in the United Shore Professional Baseball League, struck out 87 over 48 innings in 11 games for the Eastside Diamond Hoppers...**2016:** Split the season between three different independent league teams in three different leagues, making the most appearances with Florence of the Frontier League...**2014:** Spent first professional season with GCL Phillies.

YEAR	TEAM	W-L	ERA	G	GS	CG	SH	SV	IP	H	R	ER	HR	HB	BB	SO	WP	K/9	BAA
2014	GCL Phillies	1-0	8.22	9	0	0	0	0	7.2	5	11	7	1	2	16	6	4	7.0	.172
2015	GCL Phillies	2-0	4.67	12	0	0	0	0	17.1	13	13	9	0	1	17	18	12	9.3	.210
2016	Florence (Ind.)	0-0	6.00	8	0	0	0	0	9.0	14	6	6	2	2	8	15	1	15.0	--
	Lincoln (Ind.)	0-0	0.00	2	0	0	0	0	2.0	1	0	0	0	0	2	2	2	9.0	--
	Sussex County (Ind.)	0-0	7.50	3	0	0	0	0	6.0	8	11	5	0	2	6	7	2	10.5	--
2017		STATS NOT AVAILABLE																	
<b>Minor League Totals</b>		<b>1-4</b>	<b>7.09</b>	<b>16</b>	<b>0</b>	<b>0</b>	<b>0</b>	<b>1</b>	<b>33.0</b>	<b>32</b>	<b>27</b>	<b>26</b>	<b>4</b>	<b>2</b>	<b>24</b>	<b>32</b>	<b>6</b>	<b>8.7</b>	<b>.254</b>

**KIRILLOFF, ALEXANDER DAVID (ALEX)**

**OUTFIELDER**

**HEIGHT:** 6-2  
**WEIGHT:** 195  
**SIGNED BY:** Jay Weitzel

**BATS:** L  
**THROWS:** L  
**SCHOOL:** Plum (PA) High School

**BORN:** 11/9/1997 in Pittsburgh, PA  
**RESIDES:** Venice, FL

**HOW OBTAINED:** Selected by Twins in 1st round (15th overall) in 2016 First-Year Player Draft.

**2017:** Missed entire season due to "Tommy John" surgery...ranked the third best prospect in the Twins system by *Baseball America* entering 2018...**2016:** Began professional career with Rookie Elizabethton...named Appalachian League Player of the Year and Postseason All-Star...earned AL Player of the Week honors July 24...named third best prospect in Twins organization by *Baseball America* following the season...**PERSONAL:** Was rated as the 15th best prospect in the draft by *Baseball America*...hit .544 with a .645 on-base percentage, 1,000 slugging percentage, three home runs and 23 RBI as a high school senior at Plum HS in New Kensington, PA...has 17 extra-base hits and has walked 17 times and struckout once...was named a 2016 Rawlings-Perfect Game First-Team All-American and Atlantic All-Region First-Team selection...primarily played first base, and also pitched, throughout high school...won the 2015 Perfect Game All-American Classic Home Run Challenge, hitting 34 home runs at Fowler Park at the University of San Diego and PETCO Park...married to wife, Jordan, in 2016 offseason.

YEAR	TEAM	AVG	G	AB	R	H	2B	3B	HR	RBI	SH	SF	HB	BB	SO	SB	CS	OBP	OPS
2016	Elizabethton	.306	55	216	33	66	9	1	7	33	0	3	2	11	32	0	1	.341	.795
2017		DID NOT PLAY - INJURED																	
<b>Minor League Totals</b>		<b>.306</b>	<b>55</b>	<b>216</b>	<b>33</b>	<b>66</b>	<b>9</b>	<b>1</b>	<b>7</b>	<b>33</b>	<b>0</b>	<b>3</b>	<b>2</b>	<b>11</b>	<b>32</b>	<b>0</b>	<b>1</b>	<b>.341</b>	<b>.794</b>

**KOHN, MICHAEL**

**PITCHER**

SEE PAGE 91

**KRANSON, MITCHELL JEFFREY**

**CATCHER**

**HEIGHT:** 5-10  
**WEIGHT:** 200  
**SIGNED BY:** Elliott Strankman

**BATS:** L  
**THROWS:** R  
**SCHOOL:** University of California, Berkeley

**BORN:** 1/11/1994 in Redwood City, CA  
**RESIDES:** Danville, CA

**HOW OBTAINED:** Selected by Twins in 9th round of 2016 First-Year Player Draft.

**2017:** Began season with Single-A Cedar Rapids...named a Midwest League Midseason All-Star after hitting .264 (57-for-216) with 15 doubles and 21 RBI...transferred to Single-A Ft. Myers June 23...hit walk-off, two-run single for Miracle August 14 in ninth inning...**2016:** Spent first professional season with Rookie Elizabethton...**AMATEUR CAREER:** Was ranked as the 86th best prospect in the state of California by *Baseball America* entering the draft...as a senior at Cal in 2016, earned All-PAC 12 First-Team honors after batting .333 with 71 hits, 15 doubles, five home runs, 36 RBI, 38 runs scored and 15 walks...as a junior batted .273 with a team-high 12 doubles, one triple, six home runs and 21 RBI...named to the College Station Regional All-Tournament Team...in his sophomore year he hit .231 with nine doubles and 11 RBI...batted .279 with five doubles, a home run and 11 RBI his freshman season...**PERSONAL:** Attended De La Salle High School and as a senior was the East Bay Athletic League MVP, First-Team All-League, NorCal First-Team and All-California Second-Team...was a member of the 14U USA National Team that traveled to Guatemala City, Guatemala.

YEAR	TEAM	AVG	G	AB	R	H	2B	3B	HR	RBI	SH	SF	HB	BB	SO	SB	CS	OBP	OPS
2016	Elizabethton	.245	43	163	23	40	6	0	4	15	0	0	2	13	21	0	0	.309	.665
2017	Cedar Rapids	.268	57	220	24	59	15	1	3	21	0	0	2	14	41	0	0	.318	.704
	Ft. Myers	.254	58	213	26	54	8	0	4	27	1	3	2	20	32	0	1	.319	.666
<b>Minor League Totals</b>		<b>.257</b>	<b>158</b>	<b>596</b>	<b>73</b>	<b>153</b>	<b>29</b>	<b>1</b>	<b>11</b>	<b>63</b>	<b>1</b>	<b>3</b>	<b>6</b>	<b>47</b>	<b>94</b>	<b>0</b>	<b>1</b>	<b>.316</b>	<b>.680</b>

**LAKSO, BLAIR GRIFFIN**

**PITCHER**

**HEIGHT:** 6-2  
**WEIGHT:** 225  
**SIGNED BY:** Jay Weitzel

**BATS:** R  
**THROWS:** R  
**SCHOOL:** University of Buffalo

**BORN:** 8/23/1994 in Buffalo, NY  
**RESIDES:** Hamburg, NY

**HOW OBTAINED:** Signed as an undrafted free agent, August 26, 2016.

YEAR	TEAM	W-L	ERA	G	GS	CG	SH	SV	IP	H	R	ER	HR	HB	BB	SO	WP	K/9	BAA
2017	Elizabethton	1-4	7.09	16	0	0	0	1	33.0	32	27	26	4	2	24	32	6	8.7	.254
<b>Minor League Totals</b>		<b>1-4</b>	<b>7.09</b>	<b>16</b>	<b>0</b>	<b>0</b>	<b>0</b>	<b>1</b>	<b>33.0</b>	<b>32</b>	<b>27</b>	<b>26</b>	<b>4</b>	<b>2</b>	<b>24</b>	<b>32</b>	<b>6</b>	<b>8.7</b>	<b>.254</b>

**LAMARRE, RYAN**

**OUTFIELDER**

SEE PAGE 93



## LEACH, LANDON

## PITCHER

HEIGHT: 6-4

BATS: R

BORN: 7/12/1999 in Pickering, Ontario, CAN

WEIGHT: 220

THROWS: R

RESIDES: Pickering, Ontario, CAN

SIGNED BY: Walt Burrows

SCHOOL: Pickering High School (Ontario, CAN)

HOW OBTAINED: Selected by Twins in 2nd round (37th overall) in 2017 First-Year Player Draft.

**PERSONAL:** Converted from catcher to pitcher prior to the 2017 Draft...played for the Canadian Junior National team and was the closer in 2016...was a member of the Toronto Mets 16U rotation in 2016 as well as being invited to play on the Toronto Blue Jays scout team and Tournament team at the Perfect Game WWBA Championships in 2015...was also a part of the Eastern Ontario Baseball Association team that won the Gold Medal at the Ontario Summer Games in 2014...is fluent in French and played hockey...was the first Canadian player selected in the 2017 First-Year Player Draft.

YEAR	TEAM	W-L	ERA	G	GS	CG	SH	SV	IP	H	R	ER	HR	HB	BB	SO	WP	K/9	BAA
2017	GCL Twins	2-0	3.38	5	2	0	0	0	13.1	11	9	5	0	4	6	10	1	6.8	.220
<b>Minor League Totals</b>		<b>2-0</b>	<b>3.38</b>	<b>5</b>	<b>2</b>	<b>0</b>	<b>0</b>	<b>0</b>	<b>13.1</b>	<b>11</b>	<b>9</b>	<b>5</b>	<b>0</b>	<b>4</b>	<b>6</b>	<b>10</b>	<b>1</b>	<b>6.8</b>	<b>.220</b>

## LEBLANC, RANDY PAUL

## PITCHER

HEIGHT: 6-4

BATS: R

BORN: 3/7/1992 in Covington, LA

WEIGHT: 211

THROWS: R

RESIDES: Abita Springs, LA

SIGNED BY: Greg Runser

SCHOOL: Tulane University

HOW OBTAINED: Selected by Twins in 10th round of 2014 First-Year Player Draft.

**2017:** Split season between Double-A Chattanooga and Single-A Ft. Myers...began season tossing 14.0 scoreless innings over two starts for the Miracle, allowing eight hits and two walks while striking out 12 in those two starts and being named Florida State League Pitcher of the Week...**2016:** Began season with Single-A Cedar Rapids...allowed five earned runs in nine starts, including his first career complete game and shutout May 11, allowing four hits and two walks while striking out six in 9.0 innings vs. Kane County...earned Midwest League Player of the Week following that outing...named Twins minor league Pitcher of the Month for May after going 4-0, 0.24 ERA (37.0 IP, 1 ER) in five starts...transferred to Single-A Ft. Myers June 5...transferred to Double-A Chattanooga August 29 and finished the season there...**2015:** Spent entire season with Single-A Cedar Rapids...began season in the Kernels bullpen...tossed more than 1.0 inning in all but two of his 28 relief appearances...tossed 24.1 scoreless innings over 11 appearances May 13-June 21...finished the season making five starts...went 7-4, 2.48 ERA (65.1 IP, 18 ER) with one save, 19 walks and 53 strikeouts in 28 relief outings compared to 2-1, 4.56 ERA (23.2 IP, 12 ER) with nine walks and 16 strikeouts in five starts...**2014:** Began his professional career with Rookie Elizabethton...ended the year on a season-best 8.2 innings scoreless streak (3 appearances, 1 start) with just six hits, no walks and 11 strikeouts...**AMATEUR CAREER:** Made 14 starts for Tulane as a redshirt junior in 2014, going 4-5, 2.46 ERA (91.1 IP, 25 ER), including two complete games and 66 strikeouts compared to 20 walks...in four seasons with Tulane he combined to go 10-11, 3.76 ERA (208.1 IP, 87 ER) with 144 strikeouts and 74 walks in 41 appearances (33 starts)...**PERSONAL:** Was originally selected by the Marlins in the 16th round of the 2010 draft out of Covington High School in Abita Springs, LA.

YEAR	TEAM	W-L	ERA	G	GS	CG	SH	SV	IP	H	R	ER	HR	HB	BB	SO	WP	K/9	BAA
2014	Elizabethton	1-3	2.70	17	2	0	0	1	36.2	40	20	11	1	5	4	34	7	8.3	.278
2015	Cedar Rapids	9-5	3.03	33	5	0	0	1	89.0	78	35	30	4	8	28	69	10	7.0	.240
2016	Cedar Rapids	6-2	0.74	9	9	1	1	0	61.0	39	6	5	0	7	11	37	5	5.5	.189
	Ft. Myers	5-7	4.70	13	13	1	0	0	69.0	79	40	36	3	6	22	41	3	5.3	.294
	Chattanooga	1-0	0.00	2	1	0	0	1	10.0	5	0	0	0	0	4	9	0	8.1	.161
2017	Ft. Myers	2-2	2.82	8	8	0	0	0	44.2	49	14	14	0	5	11	32	2	6.4	.288
	Chattanooga	5-4	3.99	19	11	0	0	0	79.0	89	38	35	1	4	24	49	4	5.6	.292
<b>Minor League Totals</b>		<b>29-23</b>	<b>3.03</b>	<b>101</b>	<b>49</b>	<b>2</b>	<b>1</b>	<b>3</b>	<b>389.1</b>	<b>379</b>	<b>153</b>	<b>131</b>	<b>9</b>	<b>35</b>	<b>104</b>	<b>271</b>	<b>31</b>	<b>6.3</b>	<b>.261</b>

## LEWIS, ROYCE OLIVER

## INFIELDER

HEIGHT: 6-1

BATS: R

BORN: 6/5/1999 in Alison Viejo, CA

WEIGHT: 185

THROWS: R

RESIDES: Aliso Viejo, CA

SIGNED BY: John Leavitt

SCHOOL: JSerra Catholic High School (CA)

HOW OBTAINED: Selected by Twins in 1st round (1st overall) in the 2017 First-Year Player Draft.

**2017:** Began professional career with the GCL Twins...had multiple hits in four of his first six games...hit home run in his first career plate appearance...transferred to Single-A Cedar Rapids August 12...collected four hits in his first game with Kernels...following season named a Rookie All-Star by *Baseball America*...finished season with second most runs and fifth most stolen bases in the GCL...ranked the top prospect in the Twins system by *Baseball America* entering 2018...**PERSONAL:** Was rated as a top prospect in the draft by MLB.com...played third base and center field at the start of his high school career before playing solely shortstop as a senior...was named the 2017 Gatorade Player of the Year in California and Trinity League Player of the Year for the third consecutive season...was also named the Los Angeles Times High School Player of the Year as a junior in 2016, after hitting .429 with nine doubles and four home runs...named MVP of the 2016 Under Armour All-American Game at Wrigley Field and the Perfect Game All-American Classic MVP at Petco Park...was a member of the gold medal-winning USA Baseball 18U National Team in the fall of 2016 that defeated Cuba in October for the 2016 COPABE Pan American AAA Championship...one of three players to ever be drafted first overall by Twins, the others being Joe Mauer in 2001 and Tim Lincecum in 1983 (did not sign).

YEAR	TEAM	AVG	G	AB	R	H	2B	3B	HR	RBI	SF	HB	BB	SO	SB	CS	OBP	OPS
2017	GCL Twins	.271	36	133	38	36	6	2	3	17	0	7	19	17	15	2	.390	.804
	Cedar Rapids	.296	18	71	16	21	2	1	1	10	0	1	2	6	3	1	.363	.757
<b>Minor League Totals</b>		<b>.279</b>	<b>54</b>	<b>204</b>	<b>54</b>	<b>57</b>	<b>8</b>	<b>3</b>	<b>4</b>	<b>27</b>	<b>0</b>	<b>9</b>	<b>25</b>	<b>33</b>	<b>18</b>	<b>3</b>	<b>.381</b>	<b>.788</b>

MINOR LEAGUES



**LOMBANA, LOGAN ALEXANDER**

**PITCHER**

**HEIGHT:** 6-3      **BATS:** R      **BORN:** 7/17/1994 in Daly City, CA  
**WEIGHT:** 220      **THROWS:** R      **RESIDES:** Newark, CA  
**SIGNED BY:** John Leavitt      **SCHOOL:** Cal State Long Beach

**HOW OBTAINED:** Selected by Twins in 25th round of 2015 First-Year Player Draft.

**2017:** Spent entire season with Single-A Cedar Rapids...finished with the fifth lowest BB/9.0 IP rate (2.19) in the Midwest League...**2015:** Began professional career with Rookie Elizabethton...finished tied second in the Appalachian League with four holds...allowed more than one run in just one of his 15 appearances and tossed at least 1.0 inning in 14 of his 15 outings...**PERSONAL:** Attended Cal State Long Beach where he played for three seasons...in 2015 went 1-1, 4.34 ERA (29.0 IP, 14 ER) with nine walks and 27 strikeouts in 26 relief appearances...made 19 appearances out of the bullpen in 2014...ended the season with an 0-2 record but recorded his first collegiate save, posting a 4.63 ERA...struck out 18 while walking nine and limiting opponents to a .205 batting average...made seven appearances out of the bullpen in 2013...graduate of Newark (CA) Memorial High School and was a two-sport athlete, earning four letters in both soccer and baseball...was a three-time First-Team All-League selection in baseball...had a 3.65 ERA as a senior...was a two-time First-Team All-County as a senior...

YEAR	TEAM	W-L	ERA	G	GS	CG	SH	SV	IP	H	R	ER	HR	HB	BB	SO	WP	K/9	BAA
2015	Elizabethton	1-2	2.25	15	0	0	0	1	32.0	31	8	8	3	4	12	34	3	9.6	.261
2016	Cedar Rapids	0-0	5.06	14	0	0	0	0	26.2	27	15	15	2	2	11	27	2	9.1	.262
	Ft. Myers	0-0	3.38	1	0	0	0	0	2.2	5	1	1	0	0	2	1	0	3.4	.417
2017	Cedar Rapids	1-2	2.60	36	0	0	0	0	65.2	57	21	19	4	5	17	55	9	7.5	.238
<b>Minor League Totals</b>		<b>2-4</b>	<b>3.05</b>	<b>66</b>	<b>0</b>	<b>0</b>	<b>0</b>	<b>1</b>	<b>127.0</b>	<b>120</b>	<b>45</b>	<b>43</b>	<b>9</b>	<b>11</b>	<b>42</b>	<b>117</b>	<b>14</b>	<b>8.3</b>	<b>.253</b>

**LOPEZ, BRANDON ALEXANDER**

**INFIELDER**

**HEIGHT:** 6-1      **BATS:** R      **BORN:** 9/9/1993 in Miramar, FL  
**WEIGHT:** 190      **THROWS:** R      **RESIDES:** Miramar, FL  
**SIGNED BY:** Freddie Thon      **SCHOOL:** University of Miami

**HOW OBTAINED:** Selected by Twins in 10th round of 2016 First-Year Player Draft.

**2017:** Split the season between Single-A Cedar Rapids and Single-A Ft. Myers...began season with Kernels and transferred to Ft. Myers June 23...recorded the first out of the Miracle's first triple play in franchise history on August 30...placed on disabled list September 5 with a left wrist sprain and missed remainder of the season...**2016:** Split his first professional season between Rookie Elizabethton and Single-A Cedar Rapids...**AMATEUR CAREER:** Was rated the 57th best prospect in Florida and the 432nd best prospect overall by *Baseball America* entering the draft...was named Third-Team All-ACC as a senior and earned 2016 Coral Gables Regional All-Tournament Team honors...one of 11 semifinalists for Brooks Wallace Award honoring nation's top shortstop...as a senior he hit team-best .392 and set career highs in nearly every offensive category, including hits (76), runs (46), doubles (13), home runs (two), RBI (41), total bases (95), slugging percentage (.490) and on-base percentage (.467)...his junior season he batted .303 with nine doubles, two triples and 23 RBI making 47 starts at shortstop...batted .233 with six doubles, one triple, 29 RBI and 23 runs scored in 56 games during his sophomore season...started 58 games at shortstop as a freshman...ranked the No. 13 freshman in the nation by *Baseball America* entering the 2013 season...**PERSONAL:** Originally selected by Toronto in the 34th round of the 2012 MLB First-Year Player Draft.

YEAR	TEAM	AVG	G	AB	R	H	2B	3B	HR	RBI	SH	SF	HB	BB	SO	SB	CS	OBP	OPS
2016	Elizabethton	.337	27	92	20	31	5	1	0	9	0	1	3	21	19	4	0	.470	.883
	Cedar Rapids	.286	18	70	8	20	3	0	0	7	0	1	2	11	16	0	0	.393	.722
2017	Cedar Rapids	.276	53	185	22	51	4	2	0	13	1	1	2	11	32	1	0	.322	.641
	Ft. Myers	.263	59	213	29	56	9	1	0	26	3	4	7	30	56	0	1	.366	.681
<b>Minor League Totals</b>		<b>.282</b>	<b>157</b>	<b>560</b>	<b>79</b>	<b>158</b>	<b>21</b>	<b>4</b>	<b>0</b>	<b>55</b>	<b>4</b>	<b>7</b>	<b>14</b>	<b>73</b>	<b>123</b>	<b>5</b>	<b>1</b>	<b>.375</b>	<b>.709</b>

**LUGO, SANDY**

**PITCHER**

**HEIGHT:** 6-0      **BATS:** R      **BORN:** 3/26/1994 in Las Matas de Farfan, DR  
**WEIGHT:** 170      **THROWS:** R      **RESIDES:** Las Matas de Farfan, DR  
**ORIGINALLY SIGNED BY:** Reds as an undrafted free agent, May 14, 2014.      **SCHOOL:** --

**HOW OBTAINED:** Selected by Twins in Triple-A phase of the Rule 5 Draft, December 14, 2017.

YEAR	TEAM	W-L	ERA	G	GS	CG	SH	SV	IP	H	R	ER	HR	HB	BB	SO	WP	K/9	BAA
2014	DSL Rojas	3-3	2.90	19	2	0	0	2	49.2	43	24	16	0	0	16	61	13	11.1	.229
2015	AZL Reds	0-0	2.89	4	0	0	0	1	9.1	9	4	3	0	1	1	13	1	12.5	.265
	Billings	0-0	5.60	13	0	0	0	1	17.2	18	13	11	2	1	8	23	3	11.7	.250
2016	Dayton	1-1	2.45	30	0	0	0	2	55.0	46	22	15	6	2	13	77	8	12.6	.223
2017	Dayton	0-1	1.59	2	0	0	0	0	5.2	4	2	1	1	0	2	6	0	9.5	.200
	Daytona	4-6	5.32	42	0	0	0	0	64.1	51	43	38	5	5	40	82	16	11.5	.217
<b>Minor League Totals</b>		<b>8-11</b>	<b>3.75</b>	<b>110</b>	<b>2</b>	<b>0</b>	<b>0</b>	<b>6</b>	<b>201.2</b>	<b>171</b>	<b>108</b>	<b>84</b>	<b>14</b>	<b>9</b>	<b>80</b>	<b>262</b>	<b>41</b>	<b>11.7</b>	<b>.226</b>

**LUJAN, HECTOR**

**PITCHER**

**HEIGHT:** 6-3      **BATS:** S      **BORN:** 8/23/1994 in Corona, CA  
**WEIGHT:** 229      **THROWS:** L      **RESIDES:** Mira Loma, CA  
**SIGNED BY:** Taylor Cameron      **SCHOOL:** Westmont College (CA)

**HOW OBTAINED:** Selected by Twins in 35th round of 2015 First-Year Player Draft.

**2017:** Spent entire season with Single-A Cedar Rapids...converted 17-of-19 save opportunities to lead the Midwest League...his 35 games finished were second in the MWL and his 42 appearances were second among Kernels...went 3-for-3 in save opps during Postseason, allowing just one hit and no walks while striking out two in 2.1 IP...**2016:** Tied for the Appalachian League lead in appearances...**AMATEUR CAREER:** Was taken three rounds after his college teammate Andrew Vasquez...pitching as a reliever had a 4.30 ERA with 25 strikeouts and 15 walks in 23.0 innings with Westmont College in 2015...attended UC Santa Barbara in 2013 and posted a 7.82 ERA in 12.2 IP...**PERSONAL:** Graduated from Jurupa Valley (CA) High School...compiled 21 wins and 200 strikeouts between his junior and senior seasons...earned First-Team All-Sunkist League as a junior...awarded League MVP and First-Team All-County as a senior.

YEAR	TEAM	W-L	ERA	G	GS	CG	SH	SV	IP	H	R	ER	HR	HB	BB	SO	WP	K/9	BAA
2015	GCL Twins	1-2	5.00	15	0	0	0	1	18.0	20	12	10	0	2	5	16	5	8.0	.286
2016	Ft. Myers	0-1	9.00	1	0	0	0	0	1.0	1	1	1	1	0	0	1	0	9.0	.250
	Elizabethton	3-0	5.35	19	0	0	0	0	35.1	39	25	21	5	4	10	30	1	7.6	.271
2017	Cedar Rapids	3-1	1.33	42	0	0	0	17	54.0	41	15	8	3	2	8	54	1	9.0	.215
<b>Minor League Totals</b>		<b>7-4</b>	<b>3.32</b>	<b>77</b>	<b>0</b>	<b>0</b>	<b>0</b>	<b>21</b>	<b>108.1</b>	<b>101</b>	<b>53</b>	<b>40</b>	<b>9</b>	<b>8</b>	<b>23</b>	<b>101</b>	<b>7</b>	<b>8.4</b>	<b>.247</b>



**MAGILL, MATT W.**

**PITCHER**

**HEIGHT:** 6-3  
**WEIGHT:** 210

**BATS:** R  
**THROWS:** R

**BORN:** 11/10/1989 in Simi Valley, CA  
**RESIDES:** Avondale, AZ  
**SCHOOL:** Royal High School (CA)

**ORIGINALLY DRAFTED BY:** Dodgers in 31st round of 2008 First Year Player Draft.  
**HOW OBTAINED:** Signed as a minor league free agent, January 25, 2018.

**2017:** Signed with the Padres in the offseason, spent most of the season with Triple-A El Paso, 6-5 in 19 appearances (17 starts) with a 3.95 ERA...missed most of the second half of the season with third digit inflammation in right hand. **2016:** Made five appearances with Cincinnati, allowed three runs in only 4.1 innings...spent most of the season with Triple-A Louisville, throwing 42.1 innings over 29 appearances with a 4.46 ERA and 43 strikeouts...**2015:** After three starts with Louisville, placed on 60-day DL and had to undergo "Tommy John" surgery...**2014:** Played for the Glendale Desert Dogs of the Arizona Fall League, was 2-3 with a 3.96 ERA in 25.0 innings...traded to Cincinnati from Los Angeles in exchange of OF Chris Heisey on December 2...**2013:** Made MLB debut with the Dodgers against Milwaukee April 27, threw 6.2 and allowed two runs on four hits with seven strikeouts...made five more starts for LA, going 0-2 with a 6.51 ERA before being optioned back to Triple-A Albuquerque...**2012:** Named a Southern League Mid-Season All-Star with Double-A Chattanooga...finished the season with an 11-8 record with a 3.75 ERA in 146.1 innings, also posting a career-high in strikeouts with 168, which led the team...named Southern League Pitcher of the Week on three separate occasions...**2008:** Made professional debut with GCL Dodgers.

YEAR	TEAM	W-L	ERA	G	GS	CG	SH	SV	IP	H	R	ER	HR	HB	BB	SO	WP	K/9	BAA
2008	GCL Dodgers	1-2	3.34	11	3	0	0	1	29.2	30	16	11	2	0	9	25	5	7.6	.265
2009	Ordgen	6-3	4.00	15	15	0	0	0	72.0	59	43	32	7	7	30	55	4	6.9	.224
2010	Great Lakes	7-4	3.28	24	20	1	0	2	126.1	87	50	46	13	5	52	135	10	9.6	.194
2011	Rancho Cucamonga	11-5	4.33	26	21	0	0	0	139.1	156	78	67	15	2	52	126	9	8.1	.280
2012	Chattanooga	11-8	3.75	26	26	0	0	0	146.1	127	71	61	8	3	61	168	10	10.3	.232
2013	AZL Dodgers	0-0	0.00	1	1	0	0	0	3.0	1	0	0	0	0	3	0	9.0	100	
	Albuquerque	6-2	3.47	18	16	0	0	0	85.2	72	34	33	7	1	50	101	5	10.6	.238
	LOS ANGELES-NL	0-2	6.51	6	6	0	0	0	27.2	27	25	20	6	1	28	26	1	8.5	.257
2014	Albuquerque	7-6	5.21	36	12	0	0	0	84.2	80	53	49	8	6	59	70	13	7.4	.254
2015	Louisville	1-1	7.90	3	3	0	0	0	13.2	22	12	12	2	1	8	13	3	8.6	.379
2016	Pensacola	0-0	6.52	9	0	0	0	1	9.2	12	7	7	0	0	6	16	3	14.9	.308
	Louisville	4-1	4.46	29	0	0	0	1	42.1	40	24	21	6	0	21	43	4	9.1	.250
	CINCINNATI	0-0	6.23	5	0	0	0	0	4.1	5	3	3	1	0	5	1	0	2.1	.357
2017	AZP Padres 2	0-0	0.00	1	1	0	0	0	2.0	1	0	0	0	0	1	5	0	22.5	.143
	El Paso	6-5	3.95	19	16	0	0	0	95.2	105	47	42	13	5	41	73	0	6.9	.285
	Minor League Totals	60-37	4.03	218	135	1	0	4	850.1	792	435	381	81	30	390	833	66	8.8	.248
	Major League Totals	0-2	6.47	11	6	0	0	0	32.0	32	28	23	7	1	33	27	0	7.6	.269

**MALDONADO, HUMBERTO**

**OUTFIELDER**

**HEIGHT:** 6-3  
**WEIGHT:** 180

**BATS:** S  
**THROWS:** R

**BORN:** 12/30/1997 in San Pedro de Macoris, DR  
**RESIDES:** San Pedro de Macoris, DR

**SIGNED BY:** Fred Guerrero  
**HOW OBTAINED:** Signed as an undrafted free agent, November 27, 2015.

YEAR	TEAM	AVG	G	AB	R	H	2B	3B	HR	RBI	SH	SF	HB	BB	SO	SB	CS	OBP	OPS
2016	DSL Twins	.283	48	166	21	47	11	3	1	24	0	4	2	21	56	14	10	.363	.767
2017	GCL Twins	.233	26	73	7	17	6	1	1	10	0	0	1	7	32	0	2	.309	.693
	Minor League Totals	.268	74	239	28	64	17	4	2	34	0	4	3	28	88	14	12	.347	.744

**MARIN, ANDRIU AUGUSTO**

**PITCHER**

**HEIGHT:** 6-1  
**WEIGHT:** 219

**BATS:** R  
**THROWS:** R

**BORN:** 7/6/1998 in Barcelona, VZ  
**RESIDES:** Barcelona, VZ

**SIGNED BY:** Jose Leon  
**HOW OBTAINED:** Signed as an undrafted free agent, November 17, 2014.

**2017:** First season pitching primarily as a starter...**2015:** Began professional career with the DSL Twins where he led the club in saves (5).

YEAR	TEAM	W-L	ERA	G	GS	CG	SH	SV	IP	H	R	ER	HR	HB	BB	SO	WP	K/9	BAA
2015	DSL Twins	3-0	4.54	20	0	0	0	5	37.2	49	25	19	2	1	7	39	5	9.3	.302
2016	DSL Twins	4-3	2.88	20	0	0	0	4	40.2	40	16	13	2	4	15	36	4	8.0	.248
2017	DSL Twins	4-1	2.09	11	10	0	0	0	47.1	48	20	11	1	3	10	44	3	8.4	.270
	Minor League Totals	11-4	3.08	51	10	0	0	9	125.2	137	61	43	5	8	32	119	12	8.5	.273

**MARNON, KEVIN**

**PITCHER**

**HEIGHT:** 6-7  
**WEIGHT:** 245

**BATS:** R  
**THROWS:** L

**BORN:** 3/16/1994 in Shelby Township, MI  
**RESIDES:** Shelby Township, MI

**SIGNED BY:** Bill Milos  
**HOW OBTAINED:** Signed as an undrafted free agent, August 1, 2017.

**2017:** Signed by the Birmingham-Bloomfield Beavers of the USFBL following his collegiate career...appeared in 16 games for the Beavers allowing 17 hits, 10 walks and 29 strikeouts in 18.0 innings...signed by the Twins as an undrafted free agent August 1 and reported to GCL Twins...**AMATEUR CAREER:** Played two seasons for Ball State University after transferring from East Tennessee State following the school shutting down the baseball program...led the Cardinals in games started (28), innings pitched (143) and strike outs (109) in two seasons.

YEAR	TEAM	W-L	ERA	G	GS	CG	SH	SV	IP	H	R	ER	HR	HB	BB	SO	WP	K/9	BAA
2017	GCL Twins	1-0	0.54	7	0	0	0	0	16.2	14	7	1	0	0	4	17	1	9.2	.219
	Minor League Totals	1-0	0.54	7	0	0	0	0	16.2	14	7	1	0	0	4	17	1	9.2	.219

MINOR LEAGUES



## MARRERO, LEAN CARLOS

## OUTFIELDER

HEIGHT: 6-0 BATS: L BORN: 9/19/1997 in Bayamon, PR  
 WEIGHT: 190 THROWS: R RESIDES: Bayamon, PR

SIGNED BY: Freddie Thon SCHOOL: Leadership Christian Academy (PR)

HOW OBTAINED: Selected by Twins in 16th round of 2015 First-Year Player Draft.

YEAR	TEAM	AVG	G	AB	R	H	2B	3B	HR	RBI	SH	SF	HB	BB	SO	SB	CS	OBP	OPS
2015	GCL Twins	.159	24	63	4	10	0	1	1	3	1	0	0	7	16	5	2	.243	.481
2016	GCL Twins	.290	36	107	10	31	6	1	2	12	2	1	0	5	16	5	3	.319	.740
2017	Cedar Rapids	.200	11	40	1	8	1	1	0	2	0	0	0	3	7	1	1	.256	.531
Minor League Totals		.233	71	210	15	49	7	3	3	17	3	1	0	15	39	11	6	.283	.621

## MARTE, AGUSTIN ADOLFO

## INFIELDER

HEIGHT: 5-11 BATS: S BORN: 12/9/1998 in Monte Plata, DR  
 WEIGHT: 150 THROWS: R RESIDES: Monte Plata, DR

SIGNED BY: Fred Guerrero SCHOOL: --

HOW OBTAINED: Signed as an undrafted free agent, February 25, 2016.

YEAR	TEAM	AVG	G	AB	R	H	2B	3B	HR	RBI	SH	SF	HB	BB	SO	SB	CS	OBP	OPS
2016	DSL Twins	.263	46	160	23	42	4	1	0	14	5	0	0	25	37	15	5	.362	.662
2017	DSL Twins	.299	45	167	29	50	11	3	1	29	2	1	2	16	43	11	3	.366	.785
Minor League Totals		.281	91	327	52	92	15	4	1	43	7	1	2	41	80	26	8	.364	.725

## MARTINEZ, FRANCISCO ALBERTO

## OUTFIELDER

HEIGHT: 6-4 BATS: S BORN: 4/25/1999 in Bani, DR  
 WEIGHT: 205 THROWS: R RESIDES: Bani, DR

SIGNED BY: Luis Lajara SCHOOL: --

HOW OBTAINED: Signed as an undrafted free agent, July 2, 2016.

YEAR	TEAM	AVG	G	AB	R	H	2B	3B	HR	RBI	SH	SF	HB	BB	SO	SB	CS	OBP	OPS
2017	DSL Twins	.255	39	145	25	37	8	0	3	17	0	0	1	13	56	2	2	.321	.693
Minor League Totals		.255	39	145	25	37	8	0	3	17	0	0	1	13	56	2	2	.321	.693

## MARTINEZ, JOSE MANUEL

## PITCHER

HEIGHT: 6-2 BATS: R BORN: 10/29/1996 in San Felipe, Yaracuy, VZ  
 WEIGHT: 192 THROWS: R RESIDES: Palmarejo, Yaracuy, VZ

SIGNED BY: Jose Leon SCHOOL: --

HOW OBTAINED: Signed as an undrafted free agent, August 3, 2013.

2017: Spent second full season with Elizabethton...pitched solely in relief for the first time in his career...five wins and 17 appearances were tied for team lead...had a 1.11 BB/9.0 IP rate, which was second best in the Appalachian League...2016: Spent entire season with Rookie Elizabethton in the starting rotation...2015: Spent entire season with the GCL Twins in the starting rotation...11 starts were tied second most in the GCL...ranked fourth in the GCL in BB/9.0 IP (2.81), and was fifth in opponent batting average (.267), K/9.0 IP (6.00) and baserunners/9.0 IP (13.31)...2014: Started career working out of the DSL Twins bullpen...made eight straight relief appearances before starting seven of his final eight games...1-2, 1.59 ERA (34.0 IP, 6 ER) as a starter.

YEAR	TEAM	W-L	ERA	G	GS	CG	SH	SV	IP	H	R	ER	HR	HB	BB	SO	WP	K/9	BAA
2014	DSL Twins	2-2	1.91	16	7	0	0	0	56.2	46	22	12	1	5	11	33	3	5.2	.221
2015	GCL Twins	1-5	4.31	11	11	0	0	0	48.0	50	26	23	1	5	16	32	2	6.0	.267
2016	Elizabethton	1-5	7.88	11	11	0	0	0	48.0	76	49	42	8	2	18	26	6	4.9	.365
2017	Elizabethton	5-1	3.34	17	0	0	0	0	32.1	32	13	12	2	0	7	27	1	7.5	.252
Minor League Totals		9-13	4.33	55	29	0	0	0	185.0	204	110	89	12	12	52	118	12	5.7	.279

## MARTINEZ, JUAN EDUARDO

## OUTFIELDER

HEIGHT: 6-1 BATS: R BORN: 9/30/1996 in San Pedro de Macoris, DR  
 WEIGHT: 190 THROWS: R RESIDES: Quisqueya, San Pedro de Macoris, DR

SIGNED BY: Fred Guerrero SCHOOL: --

HOW OBTAINED: Signed as an undrafted free agent, September 15, 2015.

YEAR	TEAM	AVG	G	AB	R	H	2B	3B	HR	RBI	SH	SF	HB	BB	SO	SB	CS	OBP	OPS
2016	DSL Twins	.242	41	124	18	30	8	2	1	19	0	3	3	22	31	2	4	.362	.725
2017	DSL Twins	.273	44	139	23	38	10	2	0	24	0	3	4	17	30	1	1	.362	.736
Minor League Totals		.259	85	263	41	68	18	4	1	43	0	6	7	39	61	3	5	.362	.731

## MARZI, ANTHONY

## PITCHER

HEIGHT: 6-1 BATS: L BORN: 11/27/1992 in Berlin, CT  
 WEIGHT: 205 THROWS: L RESIDES: Berlin, CT

ORIGINALLY SIGNED BY: Yankees as undrafted free agent, February 1, 2015.

HOW OBTAINED: Signed as a minor league free agent July 1, 2017.

2017: Signed with the New Britain Bees of the Independent Atlantic League at the beginning of the season, his second season with the Bees...signed by Twins as a minor league free agent July 1...reported to Single-A Cedar Rapids and pitched as a member of the starting rotation...allowed two earned runs-or-less in eight of his nine starts...transferred to Single-A Ft. Myers August 29 and finished the season making one start for the Miracle...2016: Released by the Yankees organization March 20...signed with the New Britain Bees of the Independent Atlantic League...2015: Made his professional debut with the GCL Yankees I, going 2-0 with one save while pitching 7.1 scoreless innings (3H, 4BB, 7K) in six relief appearances...opponents hit .120 (3-for-25)...AMATEUR CAREER: Played four seasons at UConn where he was 15-22 with a 3.13 ERA and 217 strikeouts in 299 career innings (104 ER)...in the 2013 Big East Championship Game against Notre Dame threw 9.0 innings and allowed one run on four hits in a 8-1 win...PERSONAL: At Berlin High was 17-5, including 9-2 with a 0.78 ERA as a senior, and was twice an All-State selection.



MARZI continued...

YEAR	TEAM	W-L	ERA	G	GS	CG	SH	SV	IP	H	R	ER	HR	HB	BB	SO	WP	K/9	BAA
2015	GCL Yankees1	2-0	0.00	6	0	0	0	1	7.1	3	0	0	0	0	4	7	0	8.6	.120
2016	New Britain (Ind.)	5-1	3.03	36	4	0	0	1	77.1	70	33	26	4	4	48	49	1	5.7	--
2017	New Britain (Ind.)	5-5	2.84	12	12	2	2	0	69.2	72	26	22	4	1	21	46	2	5.9	--
	Cedar Rapids	5-2	1.98	9	9	0	0	0	54.2	42	16	12	3	8	14	36	2	5.9	.211
	Ft. Myers	0-1	1.50	1	1	0	0	0	6.0	4	1	1	0	0	2	5	0	7.5	.182
<b>Independent League Totals</b>		<b>10-6</b>	<b>2.94</b>	<b>48</b>	<b>16</b>	<b>2</b>	<b>2</b>	<b>1</b>	<b>147.0</b>	<b>142</b>	<b>59</b>	<b>48</b>	<b>8</b>	<b>5</b>	<b>69</b>	<b>95</b>	<b>3</b>	<b>5.8</b>	<b>--</b>
<b>Minor League Totals</b>		<b>7-3</b>	<b>1.72</b>	<b>16</b>	<b>10</b>	<b>0</b>	<b>0</b>	<b>1</b>	<b>68.0</b>	<b>49</b>	<b>17</b>	<b>13</b>	<b>3</b>	<b>8</b>	<b>20</b>	<b>48</b>	<b>2</b>	<b>6.4</b>	<b>.199</b>

**MASON, RYAN PATRICK**

**PITCHER**

HEIGHT: 6-6

BATS: R

BORN: 10/4/1994 in Auburn, CA

WEIGHT: 215

THROWS: R

RESIDES: Auburn, CA

SIGNED BY: Elliott Strankman

SCHOOL: University of California, Berkeley

HOW OBTAINED: Selected by Twins in 13th round of 2016 First-Year Player Draft.

2017: Spent the entire season with Single-A Cedar Rapids working in relief...finished with eight holds, second most in the Midwest League...PERSONAL: Attended University of California, Berkeley from 2013-16...combined in four seasons for a 3.24 ERA (263.2 IP, 95 ER) with 64 walks and 135 strikeouts...graduate of Placer High School in Auburn, CA...as a senior was 9-0 with a 1.36 ERA and 99 strikeouts, setting a school record with six consecutive complete games...helped lead Placer High School to the 2012 Pioneer Valley League title...threw a no-hitter and a one-hitter as a high school sophomore, finishing that year with a 2.26 ERA and 61 strikeouts in 59.0 innings...earned 2010 all-league honors and was selected his school's Male Athlete of the Year...in the summer of 2011 was a member of the Colorado Rockies Scout Team and was selected to the All-Star Scout Team among Sacramento and Bay Area teams, as well as invited to the Rawlings NorCal World Series team for Sacramento, the Area Code Games in Stockton and the Hard 90 Showcase in Granite Bay.

YEAR	TEAM	W-L	ERA	G	GS	CG	SH	SV	IP	H	R	ER	HR	HB	BB	SO	WP	K/9	BAA
2016	Elizabethhton	3-2	5.33	11	9	1	0	1	49.0	58	31	29	5	3	8	32	5	5.9	.297
2017	Cedar Rapids	1-2	2.01	29	0	0	0	0	49.1	54	15	11	1	1	11	43	9	7.8	.280
<b>Minor League Totals</b>		<b>4-4</b>	<b>3.66</b>	<b>40</b>	<b>9</b>	<b>1</b>	<b>0</b>	<b>1</b>	<b>98.1</b>	<b>112</b>	<b>46</b>	<b>40</b>	<b>6</b>	<b>4</b>	<b>19</b>	<b>75</b>	<b>14</b>	<b>6.9</b>	<b>.289</b>

**MATED, YORDIN**

**PITCHER**

HEIGHT: 6-1

BATS: R

BORN: 12/10/2000 in Pedro Santana, DR

WEIGHT: 165

THROWS: R

RESIDES: Pedro Santana, DR

SIGNED BY: Manuel Luciano

SCHOOL: --

HOW OBTAINED: Signed as an undrafted free agent, July 3, 2017.

YEAR	TEAM	W-L	ERA	G	GS	CG	SH	SV	IP	H	R	ER	HR	HB	BB	SO	WP	K/9	BAA
2018 will be first professional season.																			

**MCGUFF, PATRICK LEO**

**PITCHER**

HEIGHT: 6-2

BATS: R

BORN: 3/30/1994 in Cincinnati, OH

WEIGHT: 200

THROWS: R

RESIDES: Hamilton, OH

SIGNED BY: Alan Sandberg

SCHOOL: Morehead State University (KY)

HOW OBTAINED: Selected by Twins in 36th round of 2016 First-Year Player Draft.

2016: Began professional career with GCL Twins...made four relief appearances and transferred to Rookie Elizabethton July 8...named an Appalachian League Postseason All-Star...led the Appy League in saves and tied for league lead in games finished.

YEAR	TEAM	W-L	ERA	G	GS	CG	SH	SV	IP	H	R	ER	HR	HB	BB	SO	WP	K/9	BAA
2016	GCL Twins	0-0	0.00	4	0	0	0	2	5.2	3	0	0	0	0	0	9	0	14.3	.158
	Elizabethhton	2-0	2.77	18	0	0	0	0	26.0	23	9	8	1	2	10	33	4	11.4	.240
2017	Cedar Rapids	3-2	2.49	27	1	0	0	1	50.2	39	16	14	2	2	19	53	5	9.4	.215
<b>Minor League Totals</b>		<b>5-2</b>	<b>2.40</b>	<b>49</b>	<b>1</b>	<b>0</b>	<b>0</b>	<b>12</b>	<b>82.1</b>	<b>65</b>	<b>25</b>	<b>22</b>	<b>3</b>	<b>4</b>	<b>29</b>	<b>95</b>	<b>9</b>	<b>10.4</b>	<b>.220</b>

**MCIVER, ANTHONY MICHAEL**

**PITCHER**

HEIGHT: 6-5

BATS: L

BORN: 4/8/1992 in Vista, CA

WEIGHT: 214

THROWS: L

RESIDES: San Diego, CA

SIGNED BY: John Leavitt

SCHOOL: University of San Diego

HOW OBTAINED: Selected by Twins in 15th round of 2015 First-Year Player Draft.

2017: Began season with Single-A Ft. Myers working in relief...made 13 relief appearances before making four straight starts...mixed starts and relief outings for final six appearances with the Miracle before transferring to Double-A Chattanooga August 23...2016: Spent entire season in the Single-A Ft. Myers bullpen...converted 10-of-11 save opportunities for the Miracle...2015: Began professional career with Rookie Elizabethton, making 15 relief appearances...PERSONAL: Attended the University of San Diego from 2014-15...as a senior in 2015 went 3-2, 3.55 (33.0 IP, 13 ER)...made two appearances as a junior and had a 7.71 ERA with three strikeouts, one walk and two runs...as a sophomore played at Palomar College, posting a 5-1 record in 14 starts with a 2.38 ERA...recorded 56 strikeouts, while only walking 22 in 94.1 innings of work...helped lead his team to the Pacific Coast Conference championship...redshirted at Palomar College in 2012...as a freshman attended the University of Notre Dame...posted an overall record of 2-5 in 21 appearances (4 starts)...posted a 3.77 ERA with 33 strikeouts and issued 21 walks in 43.0 innings of work...Graduated from Rancho Buena Vista (CA) High School...lettered three years in baseball...as a senior, posted a 3.08 ERA and 46 strikeouts in 52.1 innings pitched...as a junior, was named to the San Diego Union Tribune All-Academic Team...as a sophomore, was named to the San Diego Union Tribune All-Academic Team...awarded the Rancho Buena Vista High School pitcher's award and Rancho Buena Vista High School coaches award (basketball)...named Rancho Buena Vista High School Most Valuable Player (basketball)...as a freshman, earned the Rancho Buena Vista High School coaches award and Rancho Buena Vista High School coaches award (basketball).

YEAR	TEAM	W-L	ERA	G	GS	CG	SH	SV	IP	H	R	ER	HR	HB	BB	SO	WP	K/9	BAA
2015	Elizabethhton	3-1	4.61	15	0	0	0	1	27.1	33	15	14	1	0	8	31	2	10.2	.289
2016	Cedar Rapids	0-2	2.58	31	0	0	0	10	52.1	46	19	15	2	2	12	55	1	9.5	.238
2017	Ft. Myers	5-2	2.26	28	6	0	0	1	63.2	73	18	16	0	2	21	50	1	7.1	.285
	Chattanooga	1-0	0.00	3	0	0	0	0	6.0	3	0	0	0	0	2	5	0	7.5	.136
<b>Minor League Totals</b>		<b>9-5</b>	<b>2.71</b>	<b>77</b>	<b>6</b>	<b>0</b>	<b>0</b>	<b>12</b>	<b>149.1</b>	<b>155</b>	<b>52</b>	<b>45</b>	<b>3</b>	<b>4</b>	<b>43</b>	<b>141</b>	<b>4</b>	<b>8.5</b>	<b>.265</b>

MINOR LEAGUES



**MELOTAKIS, MASON EMMANUEL**

**PITCHER**

**HEIGHT:** 6-3      **BATS:** R      **BORN:** 6/28/91 in Bloomington, IN  
**WEIGHT:** 220      **THROWS:** L      **RESIDES:** Colleyville, TX  
**SIGNED BY:** Greg Runser      **SCHOOL:** Northwestern State University (LA)  
**HOW OBTAINED:** Selected by Twins in 2nd round (63rd overall) in 2012 First-Year Player Draft.

**2017:** Attended Twins spring training...optioned to Triple-A Rochester March 13...split the season between Double-A Chattanooga and Triple-A Rochester...designated for release or assignment June 23, outrighted to Triple-A Rochester June 28 after clearing waivers...named a Southern League Midseason All-Star after going 3-1, 2.42 ERA (26.0 IP, 7 ER) in 21 first-half starts...**2016:** Spent first career spring training with Minnesota; optioned to Double-A Chattanooga March 14...placed on 7-day disabled list April 21 with a back strain; reinstated April 28...placed on 7-day disabled list again August 18 with a left elbow ulnar collateral ligament injury; reinstated August 26; pitched in two more games for the Lookouts to finish the regular season...held opponents scoreless in 15 of final 20 games from June 2 through the end of season, posting a 2.37 ERA (19.0 IP, 5 ER) in that span...held left-handed hitters to a .231 (9-for-39) average with just three extra-base hits (all doubles) and right-handed hitters to a .297 (27-for-91) average...pitched in 11 games for Surprise in the Arizona Fall League, going 1-1, 1.64 ERA (11.0 IP, 2 ER) with one walk and 11 strikeouts...named 30th best prospect in Twins system by *Baseball America* entering 2017...**2015:** Did not pitch, recovering from "Tommy John" surgery on left elbow, a surgery performed in October of 2014...added to Twins 40-man roster November 20...named 28th best prospect in Twins system by *Baseball America*, entering 2016...**2014:** Began the season with Single-A Ft. Myers...10 of final 12 appearances for Miracle were scoreless, posting a 1.08 ERA (16.2 IP, 2 ER) with 19 strikeouts in that span...promoted to Double-A New Britain July 7...11 of 13 appearances for Rock Cats were scoreless...placed on the 7-day disabled list two separate times while with New Britain, both times with left elbow inflammation...made final appearance August 27 at Binghamton...**2013:** Spent entire season with Single-A Cedar Rapids as one of the primary starters...led Kernels in wins (11), tied for second in Midwest League and tied for second among Twins minor leaguers...finished seventh among Twins minor leaguers in ERA (3.16)...ranked Twins 18th best prospect by *Baseball America* entering 2014...**2012:** Split first professional season between Rookie Elizabethton and Single-A Beloit, combining to go 4-2, 1.88 ERA (24.0 IP, 5 ER) with six walks and 34 strikeouts in 20 games...ranked Twins 17th best prospect by MLB.com entering the 2013 season...**AMATEUR CAREER:** Pitched three seasons at Northwestern State from 2010-12, going 5-7, 3.69 ERA (127.0 IP, 52 ER) with 43 walks and 129 strikeouts in 61 career games (9 starts)...second-highest selection in the draft in the history of Northwestern State (Brandon Emanuel, 61st pick by the California Angels in 1998)...**PERSONAL:** Mason Emmanuel Melotakis (pronounced meh-lah-TAH-kis)...2009 graduate of Grapevine (TX) High School...attended and pitched at Northwestern State University in Louisiana from 2010-12.

YEAR	TEAM	W-L	ERA	G	GS	CG	SH	SV	IP	H	R	ER	HR	HB	BB	SO	WP	K/9	BAA
2012	Elizabethton	1-1	1.35	7	0	0	0	0	6.2	2	2	1	0	0	2	10	0	13.5	.091
	Beloit	3-1	2.08	13	0	0	0	1	17.1	15	6	4	3	1	4	24	0	12.5	.221
2013	Cedar Rapids	11-4	3.16	24	18	0	0	1	111.0	106	50	39	6	5	39	84	12	6.8	.249
2014	Ft. Myers	3-1	3.45	25	2	0	0	1	47.0	50	20	18	3	3	24	45	4	8.6	.269
	New Britain	1-0	2.25	13	0	0	0	2	16.0	17	5	4	0	1	3	17	2	9.6	.274
<b>2015 DID NOT PLAY - INJURED</b>																			
2016	Chattanooga	1-2	2.97	36	0	0	0	0	33.1	36	12	11	3	1	12	42	5	11.3	.277
2017	Chattanooga	3-1	2.42	21	0	0	0	5	26.0	15	9	7	2	1	9	31	2	10.7	.163
	Rochester	2-0	4.07	21	0	0	0	1	24.1	22	11	11	1	2	12	23	3	8.5	.242
<b>Minor League Totals</b>		<b>25-10</b>	<b>3.04</b>	<b>160</b>	<b>20</b>	<b>0</b>	<b>0</b>	<b>11</b>	<b>281.2</b>	<b>263</b>	<b>115</b>	<b>95</b>	<b>18</b>	<b>14</b>	<b>105</b>	<b>276</b>	<b>28</b>	<b>8.8</b>	<b>.244</b>

**MICHAEL, LEVI BURT**

**INFIELDER**

**HEIGHT:** 5-10      **BATS:** S      **BORN:** 2/9/1991 in Winston-Salem, NC  
**WEIGHT:** 182      **THROWS:** R      **RESIDES:** Ft. Myers, FL  
**SIGNED BY:** Ricky Taylor      **SCHOOL:** University of North Carolina  
**HOW OBTAINED:** Selected by Twins in 1st round pick (30th overall) in the 2011 First-Year Player Draft.

**2017:** Began season with Double-A Chattanooga...hit a career-high six home runs in 88 games for the Lookouts...transferred to Triple-A Rochester August 24...**2016:** Spent second season with Double-A Chattanooga as the Lookouts primary second baseman...played in 96 games, most since playing in 117 in 2012...**2015:** Spent entire season with Double-A Chattanooga as the Lookouts primary second baseman...placed on the disabled list two different times, May 6-June 18 and August 1-11...set career-high with five home runs and five triples...**2014:** Began the season with Single-A Ft. Myers before being placed on the disabled list May 9...made rehab assignment with GCL Twins; reinstated July 24...transferred to Double-A New Britain August 12 and finished season with the Rock Cats...his .313 combined average was second highest in the Twins organization (Trey Vavra - .319)...**PERSONAL:** Hit .297 (66-for-222) with 14 doubles, three triples, five home runs and 48 RBI in 60 games for the Tar Heels in 2011...walked 47 times, struck out 41 times and was 15-for-16 in stolen base attempts...as a junior started all 60 games for the Tar Heels in 2010 and led the club in batting (.346) while scoring 76 runs, which ranked 12th in the nation...played in the Cape Cod League following the 2010 season and was named to the Eastern Division All-Star Team, while also earning *Baseball America* Top 30 Cape Cod Prospect honors...in 2009 was named to the Louisville Slugger Freshman All-American Team and was also named to the NCWBA Freshman All-American Second-Team...in 185 career games at North Carolina, he hit .309 (216-for-698) with 43 doubles, 11 triples, 27 home runs, 159 RBI, 117 walks, 182 runs scored and 40 steals...rated as the No. 1 prospect in North Carolina by Impact Baseball and the No. 63 prospect in the country by Perfect Game as a senior at North Davidson High School in Lexington, NC...was All-State selection as a junior, three-time all-conference pick and a North Carolina State games participant and earned a silver medal...played basketball as a freshman.

YEAR	TEAM	AVG	G	AB	R	H	2B	3B	HR	RBI	SH	SF	HB	BB	SO	SB	CS	OBP	OPS
2012	Ft. Myers	.246	117	431	58	106	14	4	2	38	11	6	8	56	62	6	0	.339	.650
2013	Ft. Myers	.229	94	315	40	72	15	4	4	28	3	6	2	49	67	21	2	.331	.671
2014	GCL Twins	.308	5	13	1	4	1	0	0	2	0	2	0	2	0	1	0	.353	.738
	Ft. Myers	.305	45	177	28	54	9	2	1	21	1	2	2	19	25	6	4	.375	.770
	New Britain	.340	15	53	13	18	1	0	0	1	0	0	3	7	11	4	1	.444	.802
2015	Chattanooga	.267	63	221	43	59	12	5	5	31	4	2	6	31	53	18	3	.369	.803
2016	Chattanooga	.215	96	316	41	68	4	7	2	27	6	1	12	23	83	5	2	.293	.584
2017	Chattanooga	.264	88	295	45	78	14	1	6	43	1	0	12	33	85	7	4	.362	.742
	Rochester	.244	12	41	4	10	1	0	1	6	0	1	0	3	11	1	0	.289	.630
<b>Minor League Totals</b>		<b>.252</b>	<b>535</b>	<b>1862</b>	<b>273</b>	<b>469</b>	<b>71</b>	<b>23</b>	<b>21</b>	<b>197</b>	<b>26</b>	<b>20</b>	<b>45</b>	<b>223</b>	<b>417</b>	<b>68</b>	<b>17</b>	<b>.343</b>	<b>.691</b>

**MILLA, LUIS JOSE**

**OUTFIELDER**

**HEIGHT:** 6-0      **BATS:** L      **BORN:** 9/5/1998 in Barquisimeto, VZ  
**WEIGHT:** 175      **THROWS:** R      **RESIDES:** Barquisimeto, VZ  
**SIGNED BY:** Fred Guerrero      **SCHOOL:** --  
**HOW OBTAINED:** Signed as an undrafted free agent, August 16, 2017.

YEAR	TEAM	AVG	G	AB	R	H	2B	3B	HR	RBI	SH	SF	HB	BB	SO	SB	CS	OBP	OPS
------	------	-----	---	----	---	---	----	----	----	-----	----	----	----	----	----	----	----	-----	-----

2018 will be first professional season.



## MILLER, SEAN PATRICK

INFIELDER

HEIGHT: 5-11

BATS: R

BORN: 10/10/1994 in Crofton, MD

WEIGHT: 170

THROWS: R

RESIDES: Crofton, MD

SIGNED BY: Ricky Taylor

SCHOOL: University of South Carolina Aiken

HOW OBTAINED: Selected by Twins in 10th round of 2015 First-Year Player Draft.

2016: Began season with Single-A Cedar Rapids...made two stints with Single-A Ft. Myers, finishing the season with the Miracle from August 16...hit four home runs with the Kernels, the first home runs of his career. 2015: Began the season with Rookie Elizabethton...transferred to Single-A Cedar Rapids July 11...placed on disabled list August 3 with a right thumb contusion; reinstated August 15. PERSONAL: Named Second-Team All-Peach Belt Conference in 2015 for the University of South Carolina Aiken...batted .326 (70-for-215) on the season and started all but one game while collecting 13 doubles, one triple, four home runs, 37 RBI and 39 runs...as a freshman, was the Peach Belt Conference Freshman of the Year after hitting .281 (59-for-210) with nine doubles, two triples and 35 RBI...in three seasons with the Pacers, hit .327 (203-for-620) with 29 doubles, six triples, six home runs, 109 RBI, 28 walks, 73 strikeouts, 25 stolen bases and 109 runs in 158 games...his father, Steve, played in the Giants and Padres organizations.

YEAR	TEAM	AVG	G	AB	R	H	2B	3B	HR	RBI	SH	SF	HB	BB	SO	SB	CS	OBP	OPS
2015	Elizabethton	.209	11	43	4	9	0	1	0	1	1	0	1	2	7	0	2	.261	.517
	Cedar Rapids	.284	26	102	13	29	4	0	0	5	1	0	0	4	15	1	0	.311	.635
2016	Cedar Rapids	.263	90	361	48	95	17	4	4	50	5	7	5	10	56	7	5	.287	.653
	Ft. Myers	.186	18	59	7	11	3	0	0	5	1	1	1	1	12	1	1	.210	.447
2017	Ft. Myers	.262	122	451	51	118	17	2	2	38	3	4	3	23	81	3	7	.299	.621
Minor League Totals		.258	267	1016	123	262	41	7	6	99	11	12	10	40	171	12	15	.289	.619

## MIRANDA, JOSE FRANCISCO

INFIELDER

HEIGHT: 6-2

BATS: R

BORN: 6/29/1998 in Vega Alta, PR

WEIGHT: 180

THROWS: R

RESIDES: Vega Alta, PR

SIGNED BY: Freddie Thon

SCHOOL: Leadership Christian Academy (PR)

HOW OBTAINED: Selected by Twins in Lottery Round B (73rd overall) of 2016 First-Year Player Draft.

2017: Spent entire season with Rookie Elizabethton...tied for Appalachian League lead with 11 home runs...posted a 10.29 plate appearance-per-strikeout rate, third best in the Appy League and his 1/20.27 HR/AB ratio was second best in Appy League...named an Appy League Postseason All-Star and a MiLB.com Organizational All-Star. PERSONAL: Miranda was ranked as the 113th best prospect from Puerto Rico in the draft by Baseball America...was a member of the Team Puerto Rico squad that won a gold medal at the 14-U World Championships and a gold medal at the 16-U World Championships...also won back-to-back MVPs as a member of the USSSA Elite World Series Championship team...was also recognized as the Rookie of the Year at the Liga de Béisbol Juvenil Double-A de Puerto Rico (Double-A Youth Baseball League of Puerto Rico) in 2014...in 2015, was named the champion bat at the Double-A Youth League with a batting average of .664.

YEAR	TEAM	AVG	G	AB	R	H	2B	3B	HR	RBI	SH	SF	HB	BB	SO	SB	CS	OBP	OPS
2017	GCL Twins	.227	55	185	14	42	7	1	1	20	2	3	4	19	36	4	5	.308	.600
2017	Elizabethton	.283	54	223	43	63	8	2	11	43	0	3	5	16	24	2	3	.340	.824
Minor League Totals		.257	109	408	57	105	15	3	12	63	2	6	9	35	60	6	8	.325	.722

## MOLINA, DEREK

PITCHER

HEIGHT: 6-3

BATS: L

BORN: 7/27/1997 in Atwater, CA

WEIGHT: 195

THROWS: R

RESIDES: Atwater, CA

SIGNED BY: Michael Quesada

SCHOOL: Merced College (CA)

HOW OBTAINED: Selected by Twins in 14th round of 2017 First-Year Player Draft.

AMATEUR CAREER: Attended Merced College and was named the Central Valley Conference MVP this past season for the Blue Devils...hit .356 with 36 RBI and 11 stolen bases...also finished with a 2-0 record on the mound with four saves and a 0.95 ERA...recorded 43 strikeouts in 28.1 innings in 2017.

YEAR	TEAM	W-L	ERA	G	GS	CG	SH	SV	IP	H	R	ER	HR	HB	BB	SO	WP	K/9	BAA
2017	GCL Twins	1-0	1.08	10	2	0	0	4	16.2	12	2	2	0	0	3	21	5	11.3	.203
Minor League Totals		1-0	1.08	10	2	0	0	4	16.2	12	2	2	0	0	3	21	5	11.3	.203

## MOLINA, NELSON DOMIEL

SHORTSTOP

HEIGHT: 6-3

BATS: L

BORN: 4/30/1995 in Arecibo, PR

WEIGHT: 165

THROWS: R

RESIDES: Arecibo, PR

SIGNED BY: Freddie Thon

SCHOOL: Antonio Lucchetti (PR) High School

HOW OBTAINED: Selected by Twins in 11th round of 2013 First-Year Player Draft.

2017: Spent majority of season with Single-A Ft. Myers...transferred to Double-A Chattanooga August 31 and finished season with the Lookouts. 2016: Spent entire season with Single-A Cedar Rapids...finished second among Kernels in batting average...following the season was named a MiLB.com Organizational All-Star.

YEAR	TEAM	AVG	G	AB	R	H	2B	3B	HR	RBI	SH	SF	HB	BB	SO	SB	CS	OBP	OPS
2013	GCL Twins	.110	36	109	13	12	1	0	0	3	2	0	3	6	15	2	3	.178	.297
2014	GCL Twins	.243	45	136	15	33	0	3	0	12	4	2	0	13	19	12	2	.305	.592
2015	Elizabethton	.207	37	116	14	24	0	1	1	10	1	2	1	10	13	2	2	.271	.521
2016	Cedar Rapids	.300	94	333	37	100	15	3	2	43	5	3	3	38	53	5	1	.374	.755
2017	Ft. Myers	.243	84	284	35	69	8	4	4	33	1	1	3	14	45	4	2	.285	.627
	Chattanooga	.273	3	11	0	3	0	0	0	0	0	0	0	1	2	0	0	.333	.606
Minor League Totals		.244	299	989	114	241	24	11	7	101	13	8	10	82	147	25	10	.306	.617

MINOR LEAGUES



**MOLINA, ROBERT ALFONSO** **CATCHER**

HEIGHT: 5-11      BATS: S      BORN: 9/16/1996 in Punta Cardon, Falcon, VZ  
 WEIGHT: 175      THROWS: R      RESIDES: Punto Fijo, Falcon, VZ  
 SIGNED BY: Jose Leon      SCHOOL: --  
 HOW OBTAINED: Signed as an undrafted free agent, July 3, 2013.

YEAR	TEAM	AVG	G	AB	R	H	2B	3B	HR	RBI	SH	SF	HB	BB	SO	SB	CS	OBP	OPS
2014	DSL Twins	.206	43	141	14	29	7	2	0	11	0	0	2	20	25	3	2	.313	.597
2015	GCL Twins	.235	37	119	11	28	4	0	1	15	0	0	2	7	16	4	0	.289	.583
2016	Elizabethhton	.135	25	74	6	10	1	0	0	5	0	0	2	4	16	0	0	.200	.349
2017	Elizabethhton	.253	25	83	8	21	3	1	2	12	1	1	0	3	11	0	0	.276	.662
<b>Minor League Totals</b>		<b>.211</b>	<b>130</b>	<b>417</b>	<b>39</b>	<b>88</b>	<b>15</b>	<b>3</b>	<b>3</b>	<b>43</b>	<b>1</b>	<b>1</b>	<b>6</b>	<b>34</b>	<b>68</b>	<b>7</b>	<b>2</b>	<b>.279</b>	<b>.562</b>

**MONTERO, MICHAEL FRANCISCO** **PITCHER**

HEIGHT: 6-3      BATS: R      BORN: 1/6/2000 in Valencia, VZ  
 WEIGHT: 175      THROWS: R      RESIDES: Valencia, VZ  
 SIGNED BY: Jose Leon      SCHOOL: --  
 HOW OBTAINED: Signed as an undrafted free agent, July 4, 2016.

YEAR	TEAM	W-L	ERA	G	GS	CG	SH	SV	IP	H	R	ER	HR	HB	BB	SO	WP	K/9	BAA
2017	DSL Twins	4-1	2.78	13	13	1	0	0	58.1	44	21	18	3	5	12	64	3	9.9	.208
<b>Minor League Totals</b>		<b>4-1</b>	<b>2.78</b>	<b>13</b>	<b>13</b>	<b>1</b>	<b>0</b>	<b>0</b>	<b>58.1</b>	<b>44</b>	<b>21</b>	<b>18</b>	<b>3</b>	<b>5</b>	<b>12</b>	<b>64</b>	<b>3</b>	<b>9.9</b>	<b>.208</b>

**MONTESINO, ARIEL** **INFIELDER**

HEIGHT: 5-10      BATS: S      BORN: 9/21/1995 in Mao, DR  
 WEIGHT: 165      THROWS: R      RESIDES: Mao, DR  
 SIGNED BY: Fred Guerrero      SCHOOL: --  
 HOW OBTAINED: Signed as an undrafted free agent, May 8, 2013.

YEAR	TEAM	AVG	G	AB	R	H	2B	3B	HR	RBI	SH	SF	HB	BB	SO	SB	CS	OBP	OPS
2013	DSL Twins	.270	23	74	10	20	2	3	1	11	1	0	3	12	19	8	2	.393	.812
2014	GCL Twins	.165	43	109	15	18	4	1	0	10	1	1	0	10	24	10	3	.233	.453
2015	Elizabethhton	.200	13	45	3	9	2	0	0	5	0	0	0	5	9	1	1	.280	.524
	GCL Twins	.243	28	74	17	18	3	0	1	10	2	2	1	11	6	3	2	.341	.665
2016	Elizabethhton	.299	47	187	33	56	4	1	0	13	1	1	0	13	34	7	6	.343	.675
2017	Cedar Rapids	.185	45	151	14	28	7	2	0	5	3	3	0	16	40	3	3	.259	.517
	Elizabethhton	.257	35	113	21	29	5	1	3	19	0	2	0	16	18	2	2	.344	.742
	Ft. Myers	.400	2	5	0	2	0	0	0	1	0	0	0	1	1	0	0	.500	.900
<b>Minor League Totals</b>		<b>.237</b>	<b>236</b>	<b>758</b>	<b>113</b>	<b>180</b>	<b>27</b>	<b>8</b>	<b>5</b>	<b>74</b>	<b>8</b>	<b>9</b>	<b>4</b>	<b>84</b>	<b>151</b>	<b>34</b>	<b>19</b>	<b>.313</b>	<b>.627</b>

**MORALES, JEFERSON DANIEL** **CATCHER**

HEIGHT: 5-10      BATS: R      BORN: 5/13/1999 in La Victoria, VZ  
 WEIGHT: 175      THROWS: R      RESIDES: La Victoria, VZ  
 SIGNED BY: Oswaldo Troconis      SCHOOL: --  
 HOW OBTAINED: Signed as an undrafted free agent, October 6, 2016.

YEAR	TEAM	AVG	G	AB	R	H	2B	3B	HR	RBI	SH	SF	HB	BB	SO	SB	CS	OBP	OPS
2017																			

DID NOT PLAY - INJURED (right knee)

**MORAN, JOVANI** **PITCHER**

HEIGHT: 6-1      BATS: L      BORN: 4/24/1997 in Mayaguez, PR  
 WEIGHT: 167      THROWS: L      RESIDES: Sabana Grande, PR  
 SIGNED BY: Freddie Thon      SCHOOL: Carlos Beltran Academy (PR)  
 HOW OBTAINED: Selected by Twins in 7th round of 2015 First-Year Player Draft.

2017: Spent entire season with Rookie Elizabethhton...allowed two runs (one earned), both in the same game...allowed 18 baserunners and struckout 45 in 24.2 innings...retired all 12 batters he faced -- striking out seven -- while earning the save in both of his two playoff appearances...2016: Missed season recovering from left elbow surgery...PERSONAL: Was rated as the second best prospect out of Puerto Rico, and the 300th overall prospect, by *Baseball America* entering the 2015 Draft...attended the Carlos Beltran Baseball Academy in Puerto Rico and was a University of South Florida recruit.

YEAR	TEAM	W-L	ERA	G	GS	CG	SH	SV	IP	H	R	ER	HR	HB	BB	SO	WP	K/9	BAA
2015	GCL Twins	0-2	4.12	6	6	0	0	0	19.2	16	9	9	0	1	9	17	2	7.8	.219
2016									DID NOT PLAY - INJURED										
2017	Elizabethhton	3-1	0.36	11	0	0	0	0	24.2	12	2	1	1	0	6	45	4	16.4	.145
<b>Minor League Totals</b>		<b>3-3</b>	<b>2.03</b>	<b>17</b>	<b>6</b>	<b>0</b>	<b>0</b>	<b>0</b>	<b>44.1</b>	<b>28</b>	<b>11</b>	<b>10</b>	<b>1</b>	<b>1</b>	<b>15</b>	<b>62</b>	<b>6</b>	<b>12.6</b>	<b>.179</b>



**MOREL, EMMANUEL DE JESUS**

**INFIELDER**

**HEIGHT:** 5-10  
**WEIGHT:** 166

**BATS:** S  
**THROWS:** R  
**SCHOOL:** --

**BORN:** 5/4/1997 in Santo Domingo Centro, DR  
**RESIDES:** Santo Domingo Norte, DR

**SIGNED BY:** Fred Guerrero

**HOW OBTAINED:** Signed as an undrafted free agent, July 8, 2013.

**2015:** Spent entire season with the DSL Twins...placed on disabled list August 13 with a right shoulder strain and missed the remainder of the season.

YEAR	TEAM	AVG	G	AB	R	H	2B	3B	HR	RBI	SH	SF	HB	BB	SO	SB	CS	OBP	OPS
2014	DSL Twins	.240	55	171	34	41	2	3	1	29	6	3	6	19	39	7	2	.332	.636
2015	DSL Twins	.282	48	181	44	51	6	5	0	19	1	1	1	46	43	24	11	428	.798
2016	GCL Twins	.116	32	86	7	10	2	0	0	4	4	1	0	13	36	4	3	290	.370
2017	GCL Twins	.260	38	131	29	34	10	0	0	7	1	0	4	15	37	12	4	353	.689
<b>Minor League Totals</b>		<b>.239</b>	<b>173</b>	<b>569</b>	<b>114</b>	<b>136</b>	<b>20</b>	<b>8</b>	<b>1</b>	<b>59</b>	<b>12</b>	<b>5</b>	<b>11</b>	<b>93</b>	<b>155</b>	<b>47</b>	<b>20</b>	<b>.354</b>	<b>.662</b>

**MORENO, DANNY ALEXANDER**

**PITCHER**

**HEIGHT:** 6-1  
**WEIGHT:** 190

**BATS:** R  
**THROWS:** R  
**SCHOOL:** --

**BORN:** 10/10/1999 in Higuero, VZ  
**RESIDES:** Buroz, VZ

**SIGNED BY:** Jose Leon

**HOW OBTAINED:** Signed as an undrafted free agent, July 3, 2017.

**2018** will be first professional season.

YEAR	TEAM	W-L	ERA	G	GS	CG	SH	SV	IP	H	R	ER	HR	HB	BB	SO	WP	K/9	BAA
------	------	-----	-----	---	----	----	----	----	----	---	---	----	----	----	----	----	----	-----	-----

**MUNOZ, GORGE LUIS**

**SHORTSTOP**

**HEIGHT:** 6-1  
**WEIGHT:** 180

**BATS:** R  
**THROWS:** R  
**SCHOOL:** --

**BORN:** 6/21/1996 in Bani, DR  
**RESIDES:** Bani, DR

**SIGNED BY:** Luis Lajara

**HOW OBTAINED:** Signed as an undrafted free agent, April 12, 2014.

**2017:** Began season with Single-A Cedar Rapids...transferred to Rookie Elizabethton August 2...**2016:** Finished tied second in the GCL in games played and was fourth in at-bats...**2015:** Led the DSL Twins in batting average (.315) and was second in stolen bases (22).

YEAR	TEAM	AVG	G	AB	R	H	2B	3B	HR	RBI	SH	SF	HB	BB	SO	SB	CS	OBP	OPS
2014	DID NOT PLAY - RESTRICTED LIST																		
2015	DSL Twins	.315	46	168	37	53	9	2	2	26	1	5	9	23	24	22	11	.415	.844
2016	GCL Twins	.256	54	199	23	51	13	1	2	18	1	5	6	13	37	13	3	.314	.676
2017	Cedar Rapids	.240	29	96	8	23	3	1	2	12	2	1	3	5	27	4	2	.295	.649
	Elizabethton	.289	11	38	6	11	1	0	1	7	1	0	2	1	12	0	0	.341	.736
<b>Minor League Totals</b>		<b>.275</b>	<b>140</b>	<b>501</b>	<b>74</b>	<b>138</b>	<b>26</b>	<b>4</b>	<b>7</b>	<b>63</b>	<b>5</b>	<b>11</b>	<b>20</b>	<b>42</b>	<b>100</b>	<b>39</b>	<b>16</b>	<b>.348</b>	<b>.734</b>

**MUREN, ALEXANDER RICHARD (ALEX)**

**PITCHER**

**HEIGHT:** 6-3  
**WEIGHT:** 204

**BATS:** R  
**THROWS:** R  
**SCHOOL:** Cal State Northridge

**BORN:** 11/6/1991 in Poway, CA  
**RESIDES:** Las Vegas, NV

**SIGNED BY:** Taylor Cameron

**HOW OBTAINED:** Selected by Twins in 12th round of 2012 First-Year Player Draft.

**2017:** Spent season split between Single-A Ft. Myers and Double-A Chattanooga, transferring between the two teams five different times...**2016:** Missed entire season on the disabled list a right shoulder injury...**2015:** Began the season with Single-A Ft. Myers...made 26 appearances in relief for the Miracle...transferred to Double-A Chattanooga June 30 and made 14 relief appearances for the Lookouts...transferred back to Ft. Myers August 22 and finished the season with four relief outings...**2014:** Began the season with Single-A Cedar Rapids...made 29 relief appearances, 24 of which were at least 2.0 innings...transferred to Single-A Ft. Myers July 22...placed on the 7-day disabled list September 9 and finished the season on the DL...**2013:** Spent entire season with Cedar Rapids...led team in appearances and innings pitched among relievers...**PERSONAL:** Made 14 appearances, all starts, with a 5-8 record and a 5.03 ERA as a junior at Northridge...tossed the most innings (91.2) among Northridge pitchers...pitched two complete games that season...earned four letters as a member of the Ramona High School baseball team as an outfielder and a pitcher from 2006-09...was a quarterback, punter and kicker during his two years on the football team...earned a spot in Rivals.com top 100 high school baseball prospects (#79) during the 2009 season...was named Most Valuable Player by his football teammates in 2007 and earned numerous baseball honors including All-League from 2007-09, Most Valuable Player in 09, All-American recognition in 09, and was named to the All-CIF North County team in 08 and 09...his football team was league champions in 06, and was a member of two league championship-winning baseball squads in 06 and 08...stole a school-record 53 total bases in four seasons and finished his senior season batting .516.

YEAR	TEAM	W-L	ERA	G	GS	CG	SH	SV	IP	H	R	ER	HR	HB	BB	SO	WP	K/9	BAA
2012	GCL Twins	3-2	1.46	15	0	0	0	0	4	24.2	12	5	4	0	9	12	0	4.4	143
2013	Cedar Rapids	6-1	2.85	33	0	0	0	2	60.0	50	24	19	3	0	18	36	4	5.4	223
2014	Cedar Rapids	3-1	2.89	29	0	0	0	1	56.0	47	19	18	2	2	8	44	2	7.1	232
	Ft. Myers	1-1	2.41	13	0	0	0	0	18.2	18	6	5	1	1	4	11	2	5.4	250
2015	Ft. Myers	2-3	2.20	30	0	0	0	2	49.0	41	15	12	2	0	15	43	4	7.9	227
	Chattanooga	1-0	4.84	14	0	0	0	3	22.1	21	13	12	1	1	9	11	2	4.4	244
2016	DID NOT PLAY - INJURED																		
2017	Ft. Myers	2-2	2.25	25	0	0	0	4	36.0	34	10	9	1	0	10	37	3	9.3	250
	Chattanooga	2-0	3.00	8	0	0	0	0	15.0	16	5	5	2	0	4	13	1	7.8	281
<b>Minor League Totals</b>		<b>20-10</b>	<b>2.68</b>	<b>167</b>	<b>0</b>	<b>0</b>	<b>0</b>	<b>16</b>	<b>281.2</b>	<b>239</b>	<b>97</b>	<b>84</b>	<b>12</b>	<b>4</b>	<b>77</b>	<b>207</b>	<b>18</b>	<b>6.6</b>	<b>.229</b>

MINOR LEAGUES



**MURPHY, MAX MICHAEL**

**OUTFIELDER**

HEIGHT: 5-11

BATS: R

BORN: 11/17/1992 in Robbinsdale, MN

WEIGHT: 196

THROWS: R

RESIDES: Robbinsdale, MN

SIGNED BY: Jeff Pohl

SCHOOL: Bradley University

HOW OBTAINED: Selected by Twins in 9th round of 2014 First-Year Player Draft.

2017: Began season with Single-A Ft. Myers...named Florida State League Player of the Week April 30...transferred to Double-A Chattanooga July 8 and finished season with the Lookouts...following the season named a Florida State League Postseason All-Star and awarded with the MiLB Gold Glove with Chattanooga...2016: Began season with Single-A Cedar Rapids...transferred to Single-A Ft. Myers April 29...on disabled list May 28-June 19 and July 3-August 16, both times with a right hamstring strain...2015: Spent entire season with Single-A Cedar Rapids...placed on the disabled list July 19 with an oblique strain; reinstated August 21...2014: Began his first professional season with Rookie Elizabethton...named the Appalachian League Player of the Week July 14 after hitting .500 (12-for-24) with two home runs, three doubles, eight RBI and nine runs scored in seven games...was also named the Appy League Player of the Month for July...transferred to Single-A Cedar Rapids July 28 and finished the season with the Kernels...hit homers in back-to-back games three times on the season (June 28-29; July 6-7; August 13-14)...led the entire Twins organization with a .556 slugging percentage and .958 OPS...his .309 combined average was the fourth highest in the entire Twins organization and 14 home runs were 10th most...played all three outfield positions on the season...was named an Appalachian League All-Star as well as the league Player of the Year...selected to the Rookie All-Star team by *Baseball America*...named an MiLB.com Organizational All-Star...PERSONAL: Hit .314 (61-for-194) with 15 doubles, two triples, 12 home runs, 42 RBI, 23 walks and 10 stolen bases in 51 games for Bradley University in 2014...was named a Second-Team All-Missouri Valley Conference outfielder and one of the league's three All-Defense outfielders as a junior in 2014...named Louisville Slugger and NCAA National Player of the Week after hitting three home runs in one game March 1 vs. Dayton...hit .293 (169-for-577) with 37 doubles, six triples, 27 home runs, 114 RBI, 113 runs, 56 walks and 21 stolen bases in 154 games in three seasons with the Braves...was a three-sport athlete at Robbinsdale Cooper (MN) High School where he also played soccer and football.

YEAR	TEAM	AVG	G	AB	R	H	2B	3B	HR	RBI	SH	SF	HB	BB	SO	SB	CS	OBP	OPS
2014	Elizabethton	.378	35	119	34	45	7	2	10	26	0	4	6	22	34	4	0	.483	1.206
	Cedar Rapids	.242	32	124	15	30	7	0	4	15	0	0	5	8	40	1	1	.314	.709
2015	Cedar Rapids	.225	93	347	54	78	15	8	4	36	0	2	12	27	87	8	2	.302	.651
2016	Cedar Rapids	.159	18	63	7	10	1	2	0	8	0	0	2	6	20	3	0	.254	.492
	GCL Twins	.375	3	8	1	3	2	0	0	2	0	0	0	1	2	0	0	.444	1.069
	Ft. Myers	.257	49	175	20	45	8	0	5	16	0	1	2	8	34	2	1	.296	.685
2017	Ft. Myers	.307	78	300	52	92	16	3	5	34	0	2	12	30	76	9	2	.390	.820
	Chattanooga	.252	52	206	28	52	13	3	1	28	0	3	3	18	47	0	0	.317	.676
	Minor League Totals	.265	360	1342	211	355	69	18	29	165	0	12	42	120	340	27	6	.341	.749

**NAVARRETO, BRIAN EDUARDO**

**CATCHER**

SEE PAGE 109

**NAVAS, JUNIOR ALBERTO**

**PITCHER**

HEIGHT: 6-4

BATS: R

BORN: 9/8/1999 in Maracaibo, VZ

WEIGHT: 170

THROWS: R

RESIDES: Maracaibo, VZ

SIGNED BY: Marlon Nava

SCHOOL: - -

HOW OBTAINED: Signed as an undrafted free agent, July 4, 2016.

YEAR	TEAM	W-L	ERA	G	GS	CG	SH	SV	IP	H	R	ER	HR	HB	BB	SO	WP	K/9	BAA
2017	DSL Twins	4-0	0.00	11	2	0	0	2	18.2	14	5	0	0	2	10	14	4	6.8	.206
	Minor League Totals	4-0	0.00	11	2	0	0	2	18.2	14	5	0	0	2	10	14	4	6.8	.206

**NUÑEZ, ALBERONI**

**OUTFIELDER**

HEIGHT: 6-1

BATS: R

BORN: 2/17/1999 in Santo Domingo Centro, DR

WEIGHT: 180

THROWS: R

RESIDES: Santo Domingo Norte, DR

SIGNED BY: Fred Guerrero

SCHOOL: - -

HOW OBTAINED: Signed as an undrafted free agent, July 2, 2016.

YEAR	TEAM	AVG	G	AB	R	H	2B	3B	HR	RBI	SH	SF	HB	BB	SO	SB	CS	OBP	OPS
2017	DSL Twins	.352	48	165	35	58	9	7	3	38	0	5	3	20	35	11	8	.420	.965
	Minor League Totals	.352	48	165	35	58	9	7	3	38	0	5	3	20	35	11	8	.420	.965

**OBER, BAILEY**

**PITCHER**

HEIGHT: 6-8

BATS: R

BORN: 7/12/1995 in Huntersville, NC

WEIGHT: 250

THROWS: R

RESIDES: Cornelius, NC

SIGNED BY: Seth Moir

SCHOOL: College of Charleston (SC)

HOW OBTAINED: Selected by Twins in 12th round of 2017 First-Year Player Draft.

AMATEUR CAREER: Posted a 7-2 record with a 4.50 ERA and 73 strikeouts in 56 innings of work as a redshirt junior in 2017 with College of Charleston...in 10 starts surrendered a career-low 11 walks while going 5-0 at home...compiled a 24-9 record with a 2.91 ERA and 254 strikeouts in 259.2 innings over the course of his career at The College...in his freshman season compiled a 10-3 record with a 1.52 ERA and 85 strikeouts...named 2014 NCBWA National Freshman Pitcher of the Year...was also named the 2014 CAA Rookie of the Year and CAA Tournament Most Outstanding Player while helping the Cougars advance to the Super Regionals for the second time...the 2016 All-CAA Second Team selection is tied for second in the program record book with 24 career victories, and also ranks third in strikeouts (254), fourth in ERA (2.91), seventh in innings pitched (259.2), and eighth in winning percentage (.727)...PERSONAL: Was originally selected by the Los Angeles Dodgers in the 23rd round of the 2016 First-Year Player Draft Draft, but elected to return to The College for the 2017 season.

YEAR	TEAM	W-L	ERA	G	GS	CG	SH	SV	IP	H	R	ER	HR	HB	BB	SO	WP	K/9	BAA
2017	Elizabethton	2-2	3.21	6	4	0	0	0	28.0	24	10	10	2	2	3	35	2	11.3	.229
	Minor League Totals	2-2	3.21	6	4	0	0	0	28.0	24	10	10	2	2	3	35	2	11.3	.229



**OLSON, BRIAN GRANT**

**CATCHER**

**HEIGHT:** 6-0

**BATS:** R

**BORN:** 1/21/1993 in Renton, WA

**WEIGHT:** 190

**THROWS:** R

**RESIDES:** Black Diamond, WA

**SIGNED BY:** Trevor Brown

**SCHOOL:** Seattle University

**HOW OBTAINED:** Selected by Twins in 34th round of 2015 First-Year Player Draft.

**2017:** Began season with Single-A Ft. Myers...placed on disabled list to begin the season with a left thumb sprain...made rehab appearances with GCL Twins and was reinstated from disabled list August 7...transferred to Double-A Chattanooga August 18...**2016:** Appeared in games with four Twins affiliates...spent most time with Single-A Cedar Rapids as the clubs catcher...also saw time at first base with the GCL Twins...**2015:** Began professional career with the GCL Twins...transferred to Rookie Elizabethton July 31...**PERSONAL:** Attended Seattle University from 2012-15...hit .267 (55-for-206) with 27 runs, 14 doubles, one triple, three home runs, 29 RBI, 38 walks and two stolen bases as a senior in 2015...named First-Team All-WAC as a junior in 2014 after hitting .320 (65-for-203) with 15 doubles, two triples, three home runs and 47 RBI...graduate of Tahoma High School where he was a three year varsity starter for the Bears...helped the team reach the state playoffs at Safeco Field his sophomore year and the preliminary rounds his junior and senior years...named All-State catcher in 2011 by The Seattle Times and named First-Team All-Division in 2009 and 2011...made the division's second team in 2010...was also given the Underclassman Award, the 2009 Batting Championship and Gold Gloves in 2010 and 2011...hit .485 his sophomore year, and helped the Bears win all but one league game his senior year...was given the All-Academic award his three years on the varsity team...played with the JBA Cubs from 2009 to 2011...was the team captain all three years and helped the team win the Connie Mack State Championships in 2009...played in the Area Code Games, Mariner Cup Fall team, Perfect Game All World team and the Arizona Fall Classic in addition to trying out for BBNW Team USA.

YEAR	TEAM	AVG	G	AB	R	H	2B	3B	HR	RBI	SH	SF	HB	BB	SO	SB	CS	OBP	OPS
2015	GCL Twins	.273	17	55	11	15	1	1	0	3	0	1	2	12	10	0	0	.414	.741
	Elizabethton	.333	15	51	9	17	3	0	2	8	0	0	0	7	8	0	0	.414	.924
2016	Cedar Rapids	.211	21	76	13	16	6	0	0	10	0	1	0	7	24	0	0	.274	.563
	GCL Twins	.217	10	23	1	5	3	0	0	0	0	0	0	5	9	0	0	.357	.705
	Ft. Myers	.250	15	32	2	8	2	0	0	3	1	1	0	5	9	0	1	.342	.655
	Rochester	.000	1	3	0	0	0	0	0	0	0	0	0	0	0	0	0	0	.000
2017	GCL Twins	.156	11	32	1	5	1	1	0	6	0	0	1	2	7	0	0	.229	.479
	Ft. Myers	.300	3	10	1	3	0	0	0	0	0	0	0	0	3	0	0	.300	.600
	Chattanooga	.200	5	15	1	3	1	0	0	1	0	0	2	0	9	0	0	.294	.561
<b>Minor League Totals</b>		<b>.242</b>	<b>98</b>	<b>297</b>	<b>39</b>	<b>72</b>	<b>17</b>	<b>2</b>	<b>2</b>	<b>31</b>	<b>1</b>	<b>3</b>	<b>5</b>	<b>38</b>	<b>79</b>	<b>0</b>	<b>1</b>	<b>.335</b>	<b>.669</b>

**PACHECO, JORDAN PATRICK**

**CATCHER**

SEE PAGES 112

**PAUL, CHRISTOPHER DANA (CHRIS)**

**INFIELDER**

**HEIGHT:** 6-2

**BATS:** R

**BORN:** 10/12/1992 in Irvine, CA

**WEIGHT:** 200

**THROWS:** R

**RESIDES:** Aliso Viejo, CA

**SIGNED BY:** Elliott Strankman

**SCHOOL:** University of California - Berkeley

**HOW OBTAINED:** Selected by Twins in 6th round of 2015 First-Year Player Draft.

**2017:** Spent season with Single-A Ft. Myers...placed on disabled list May 31 with a left wrist sprain...made rehab appearances with GCL Twins and reinstated from DL August 14...played for Surprise in the Arizona Fall League hitting .292 (21-for-72) with three doubles, a triple, two home runs and 10 RBI in 18 games...**2016:** Began season with Single-A Cedar Rapids...transferred to Single-A Ft. Myers April 14 and finished the season with the Miracle...on disabled list two times with Miracle, July 1-13 and August 16 to end of season...**2015:** Began season with Rookie Elizabethton...named Twins minor league Player of the Week August 7 after hitting .357 (10-for-28) with three doubles, two home runs and 12 RBI in six games for the E-Twins...transferred to Single-A Cedar Rapids August 9...placed on disabled list August 21; reinstated September 2...**PERSONAL:** Attended the University of California-Berkeley...was a First-Team All-Pac-12 selection his senior season for the Bears in 2015 after hitting .325 (66-for-203) with nine home runs and a team-high 45 RBI...was twice named Pac-12 Player of the Week in 2015...in four seasons with Cal, hit .236 (151-for-563) with 27 doubles, seven triples, 18 home runs and 12 stolen bases in 166 games...attended Laguna Beach High School where he hit .495 as a senior and was the Orange Coast League MVP as a sophomore.

YEAR	TEAM	AVG	G	AB	R	H	2B	3B	HR	RBI	SH	SF	HB	BB	SO	SB	CS	OBP	OPS
2015	Elizabethton	.302	21	86	12	26	7	0	3	16	0	0	6	4	15	2	0	.375	.863
	Cedar Rapids	.244	12	45	3	11	3	1	0	5	0	0	2	0	13	0	0	.277	.633
2016	Cedar Rapids	.346	7	26	6	9	1	1	0	4	0	0	0	3	6	0	0	.414	.876
	Ft. Myers	.219	92	338	33	74	14	3	2	36	2	5	5	22	86	4	0	.273	.569
2017	GCL Twins	.167	3	12	2	2	1	0	0	0	0	0	0	1	2	0	1	.231	.481
	Ft. Myers	.328	61	238	35	78	18	2	4	32	1	3	7	15	44	1	5	.380	.851
<b>Minor League Totals</b>		<b>.268</b>	<b>196</b>	<b>745</b>	<b>91</b>	<b>200</b>	<b>44</b>	<b>7</b>	<b>9</b>	<b>93</b>	<b>3</b>	<b>8</b>	<b>20</b>	<b>45</b>	<b>166</b>	<b>7</b>	<b>6</b>	<b>.324</b>	<b>.707</b>

**PEARCE, CALLAN LEE**

**PITCHER**

**HEIGHT:** 6-3

**BATS:** R

**BORN:** 8/1/1995 in Durban, South Africa

**WEIGHT:** 211

**THROWS:** R

**RESIDES:** Durban, South Africa

**SIGNED BY:** Glenn Godwin

**SCHOOL:** --

**HOW OBTAINED:** Signed as an undrafted free agent, July 2, 2013.

**2017:** Missed entire season on disabled list with a right shoulder strain...**2016:** Posted best professional season to date with the GCL Twins, setting career-highs in wins, ERA, games, saves, innings and strikeouts...**PERSONAL:** In high school, played cricket, hockey and softball because the school didn't have a baseball team.

YEAR	TEAM	W-L	ERA	G	GS	CG	SH	SV	IP	H	R	ER	HR	HB	BB	SO	WP	K/9	BAA
2014	GCL Twins	1-2	6.04	18	0	0	0	0	25.1	26	17	17	2	4	13	23	3	8.2	.268
2015	GCL Twins	0-1	4.67	15	0	0	0	0	17.1	19	9	9	1	3	11	11	3	5.7	.275
2016	GCL Twins	2-2	1.99	18	0	0	0	2	31.2	27	13	7	0	3	12	28	2	8.0	.233
2017	DID NOT PLAY - INJURED																		
<b>Minor League Totals</b>		<b>3-5</b>	<b>4.00</b>	<b>51</b>	<b>0</b>	<b>0</b>	<b>0</b>	<b>2</b>	<b>74.1</b>	<b>72</b>	<b>39</b>	<b>33</b>	<b>3</b>	<b>10</b>	<b>36</b>	<b>62</b>	<b>8</b>	<b>7.5</b>	<b>.255</b>

MINOR LEAGUES



## PEARSON, JACOB TAYLOR

## OUTFIELDER

HEIGHT: 6-1  
WEIGHT: 185

BATS: L  
THROWS: R  
ORIGINALLY DRAFTED BY: Angels in 3rd round of 2017 First-Year Player Draft.

BORN: 6/1/1998 in West Monroe, LA  
RESIDES: West Monroe, LA  
SCHOOL: West Monroe (LA) High School

HOW OBTAINED: Trade with Los Angeles-AL in exchange for international bonus pool money, December 6, 2017.

2017: Traded to Minnesota December 6 in exchange for international bonus pool money...PERSONAL: 2017 Louisiana Gatorade Player of the Year and MVP of the LSWA's Class 5A All-State team...committed to Mississippi State and switch commitment to LSU prior to senior season...batted .519 as a senior, his second consecutive season with an average of .500 or better, and hit 12 home runs during West Monroe's run to a Class 5A runner-up finish this season...was named The News-Star's All-NELA Player of the Year.

YEAR	TEAM	AVG	G	AB	R	H	2B	3B	HR	RBI	SH	SF	HB	BB	SO	SB	CS	OBP	OPS
2017	AZL Angels	.226	40	155	20	35	7	1	0	13	4	0	2	15	37	5	3	.302	.586
<b>Minor League Totals</b>		<b>.226</b>	<b>40</b>	<b>155</b>	<b>20</b>	<b>35</b>	<b>7</b>	<b>1</b>	<b>0</b>	<b>13</b>	<b>4</b>	<b>0</b>	<b>2</b>	<b>15</b>	<b>37</b>	<b>5</b>	<b>3</b>	<b>.302</b>	<b>.586</b>

## PENNA, YELINSON JEROMI

## INFIELDER

HEIGHT: 5-11  
WEIGHT: 175  
SIGNED BY: Eury Luis

BATS: R  
THROWS: R  
SCHOOL: --

BORN: 9/16/2000 in Santo Domingo Centro, DR  
RESIDES: Santo Domingo Centro, DR

HOW OBTAINED: Signed as an undrafted free agent, July 6, 2017.

YEAR	TEAM	AVG	G	AB	R	H	2B	3B	HR	RBI	SH	SF	HB	BB	SO	SB	CS	OBP	OPS
2018 will be first professional season.																			

## PEREZ, ALEXANDER (ALEX)

## INFIELDER

HEIGHT: 5-10  
WEIGHT: 170  
SIGNED BY: Ricky Taylor

BATS: L  
THROWS: R  
SCHOOL: Virginia Tech

BORN: 10/24/1992 in Miami, FL  
RESIDES: Miami, FL

HOW OBTAINED: Selected by Twins in 23rd round of 2015 First-Year Player Draft.

2016: Began season with Single-A Ft. Myers...transferred to Double-A Chattanooga June 23...2015: Began season with Single-A Cedar Rapids...transferred to Single-A Ft. Myers June 10...2015: Began professional career with Rookie Elizabethton...PERSONAL: Attended Virginia Tech from 2012-15 where he was a 2015 Gregg Olson Award semifinalist and John Olerud Two-Way Player of the Year Award Watch List...finished his pitching career at Tech going 1-4, 7.47 ERA (15.2 IP, 13 ER) and hitting 206 (216-for-832) with 32 doubles, 14 triples, six home runs and 110 RBI in 224 games...holds a number of school records, including most consecutive starts in career (tied with Spencer Harris, 224) and most consecutive starts to begin a career (224 - only Tech player to start every team game in four-year span)...was one of only two Tech student-athletes across all sports to start and play in every team game (min. 200 games) in career - Charisse Mariconda (softball, 249)...as a junior in 2014, passed Trey McCoy (168) for the most consecutive starts to begin a career at the school...he and McCoy were the only Hokies to start and play every game at Tech through their junior season (since 1980)...had 15 career game-winning RBI and 20 career game-winning runs scored...in 2015 ranked in the NCAA in seven categories - eighth in triples, 15th in triples per game (0.13), 36th in runs per game (1.04), 55th in runs, 43rd in walks per game (0.74), 56th in walks and 171st in on-base percentage...in 2014, was one of four Hokies to start all 53 games - 50 at second, one at shortstop and two on the mound...was a four-year letter winner at Immaculata-LaSalle High School...named the school's athlete of the year as a senior and also garnered Miami Herald pitcher of the year, First-Team All-County and First-Team Miami-Dade recognition...as a senior, batted .440 with two home runs, 12 doubles, 35 runs scored, 35 RBI in 29 games...on the mound, posted an 8-1 record with a 2.33 ERA and 102 strikeouts...was a Second-Team All-County in 2010.

YEAR	TEAM	AVG	G	AB	R	H	2B	3B	HR	RBI	SH	SF	HB	BB	SO	SB	CS	OBP	OPS
2015	Elizabethton	.239	41	142	21	34	7	1	0	12	0	1	3	17	35	0	1	.331	.634
2016	Cedar Rapids	.262	18	61	8	16	1	1	0	10	1	1	1	14	11	0	0	.403	.714
	Ft. Myers	.242	69	198	21	48	6	0	0	16	9	0	0	31	41	3	1	.345	.618
2017	Ft. Myers	.252	56	202	26	51	7	1	0	15	0	0	2	26	49	1	3	.343	.640
	Chattanooga	.272	40	125	21	34	5	0	0	11	0	4	3	25	27	0	0	.395	.707
<b>Minor League Totals</b>		<b>.251</b>	<b>224</b>	<b>728</b>	<b>97</b>	<b>183</b>	<b>26</b>	<b>3</b>	<b>0</b>	<b>64</b>	<b>10</b>	<b>6</b>	<b>9</b>	<b>113</b>	<b>163</b>	<b>4</b>	<b>5</b>	<b>.356</b>	<b>.652</b>

## PEREZ, YEISON ROLANDO

## CATCHER

HEIGHT: 5-11  
WEIGHT: 200

BATS: R  
THROWS: R  
ORIGINALLY SIGNED BY: Mariners as an undrafted free agent, July 2, 2014.

BORN: 4/9/1996 in Santo Domingo, DR  
RESIDES: Santo Domingo, DR  
SCHOOL: --

HOW OBTAINED: Signed as a minor league free agent, May 26, 2016.

YEAR	TEAM	AVG	G	AB	R	H	2B	3B	HR	RBI	SH	SF	HB	BB	SO	SB	CS	OBP	OPS
2014	DSL Mariners	.184	13	38	7	7	2	0	0	3	2	0	1	9	14	0	0	.354	.591
2015	DSL Mariners	.236	36	110	8	26	3	0	2	28	1	3	2	6	14	2	0	.281	.599
2016	DSL Twins	.272	31	103	11	28	7	0	3	13	1	1	4	5	13	0	0	.327	.754
2017	DSL Twins	.224	35	107	15	24	2	1	2	18	0	1	4	9	9	2	0	.306	.624
<b>Minor League Totals</b>		<b>.237</b>	<b>115</b>	<b>358</b>	<b>41</b>	<b>85</b>	<b>14</b>	<b>1</b>	<b>7</b>	<b>62</b>	<b>4</b>	<b>5</b>	<b>11</b>	<b>29</b>	<b>50</b>	<b>4</b>	<b>0</b>	<b>.310</b>	<b>.651</b>

## PETIT, GREGORIO

## INFIELDER

SEE PAGE 114

## POPPEL, SEAN RUSSELL

## PITCHER

HEIGHT: 6-3  
WEIGHT: 205

BATS: R  
THROWS: R  
SCHOOL: Harvard University

BORN: 3/5/1994 in Virginia Beach, VA  
RESIDES: Chesapeake, VA

HOW OBTAINED: Selected by Twins in 19th round of 2016 First-Year Player Draft.

2017: Began season with Single-A Cedar Rapids...named Midwest League Mid-Season All-Star after going 5-1, 2.80 ERA (74.0 IP, 23 ER) with 17 walks and 67 strikeouts...transferred to Single-A Ft. Myers July 1 and finished season with the Miracle...named Florida State League Pitcher of the Week July 16...PERSONAL: Graduate of Harvard University...played four seasons with the Crimson, posting a 4.39 ERA (211.1 IP, 103 ER) with 74 walks and 175 strikeouts in 39 appearances, 35 starts...graduate



POPPEN continued...

of Cape Henry Collegiate High School...four-year letterwinner at outfield and pitcher...two-time All-Tidewater Conference of Independent Schools selection...two-time all-state including a first team honor as a senior...member of two state championship teams...threw a no-hitter in the title game as a senior and member of Division I title as a senior...member of National Honor Society and National Spanish Honor Society...valedictorian of senior class...National AP Scholar...President of drama club.

YEAR	TEAM	W-L	ERA	G	GS	CG	SH	SV	IP	H	R	ER	HR	HB	BB	SO	WP	K/9	BAA
2016	Elizabethhton	2-3	2.97	8	8	0	0	0	36.1	34	18	12	2	6	18	38	4	9.4	.250
	Cedar Rapids	1-1	2.12	4	3	0	0	0	17.0	11	4	4	1	0	6	19	2	10.1	.180
2017	Cedar Rapids	6-2	2.90	14	14	0	0	0	87.0	76	40	28	5	7	17	81	8	8.4	.226
	Ft. Myers	3-2	3.63	11	11	0	0	0	52.0	57	23	21	0	3	8	41	2	7.1	.277
<b>Minor League Totals</b>		<b>12-8</b>	<b>3.04</b>	<b>37</b>	<b>36</b>	<b>0</b>	<b>0</b>	<b>0</b>	<b>192.1</b>	<b>178</b>	<b>85</b>	<b>65</b>	<b>8</b>	<b>16</b>	<b>49</b>	<b>179</b>	<b>16</b>	<b>8.4</b>	<b>.241</b>

**QUEZADA, JOHAN RAMON**

**PITCHER**

**HEIGHT:** 6-9 **BATS:** R **BORN:** 8/25/1994 in Santo Domingo, DR  
**WEIGHT:** 217 **THROWS:** R **RESIDES:** Santo Domingo Este, DR  
**SIGNED BY:** Fred Guerrero **SCHOOL:** --

**HOW OBTAINED:** Signed as an undrafted free agent, September 10, 2012.

YEAR	TEAM	W-L	ERA	G	GS	CG	SH	SV	IP	H	R	ER	HR	HB	BB	SO	WP	K/9	BAA
2013	DSL Twins	0-1	10.29	11	5	0	0	0	14.0	14	21	16	0	2	28	12	14	7.7	.264
2014	DSL Twins	1-0	3.99	18	0	0	0	0	29.1	13	17	13	0	0	46	38	15	11.7	.135
2015	GCL Twins	2-1	3.38	19	0	0	0	7	21.1	14	9	8	1	0	12	23	13	9.7	.189
2016	Elizabethhton	2-1	5.04	19	0	0	0	3	30.1	24	21	17	1	4	21	29	15	8.6	.214
2017	DID NOT PLAY - INJURED (right shoulder impingement)																		
<b>Minor League Totals</b>		<b>5-3</b>	<b>5.12</b>	<b>67</b>	<b>5</b>	<b>0</b>	<b>0</b>	<b>10</b>	<b>95.0</b>	<b>65</b>	<b>68</b>	<b>54</b>	<b>2</b>	<b>6</b>	<b>107</b>	<b>102</b>	<b>57</b>	<b>9.7</b>	<b>.194</b>

**RAMIREZ, RICKEY MARK**

**PITCHER**

**HEIGHT:** 6-0 **BATS:** R **BORN:** 10/20/1996 in Walnut Creek, CA  
**WEIGHT:** 170 **THROWS:** R **RESIDES:** Marysville, CA  
**SIGNED BY:** Michael Quesada **SCHOOL:** Fresno State University (CA)

**HOW OBTAINED:** Selected by Twins in 15th round of 2017 First-Year Player Draft.

**AMATEUR CAREER:** 2017 as a junior made 19 appearances on the mound making 13 starts...finished seventh in the Mountain West in innings pitched (88.1) and strikeouts (68)...posted a 3-6 overall record with a 5.30 ERA (10th in the MW)...earned second-team All-MW honors as a sophomore...appeared in 26 games on the mound with 25 coming in relief and made one start...went 4-1 with a 4.54 ERA and converted four saves on the year...in 12 appearances in Mountain West play, went 1-0 with a 0.45 ERA and picked up all four saves against MW foes...held opponents to a .271 batting average...named Academic All-Mountain West...appeared in 15 games on the mound for the 'Dogs as a freshman...tossed 16.1 innings posting an 0-2 record with a 7.71 ERA...named Academic All-Mountain West...also earned Mountain West Scholar-Athlete honors...**PERSONAL:** Three-year letterwinner at River Valley High in Yuba City, CA...led his team during senior year to a 20-win season in which he was 9-2 on the mound with a 1.15 ERA with 96 strikeouts...struck out 176 batters over his junior and senior seasons...was an All-Tri County League player junior and senior season and was also named All-Area both years...has one brother, Nico, and three sisters, Angel, Chloe and Francesca.

YEAR	TEAM	W-L	ERA	G	GS	CG	SH	SV	IP	H	R	ER	HR	HB	BB	SO	WP	K/9	BAA
2017	Elizabethhton	0-0	5.52	15	0	0	0	2	29.1	26	21	18	2	2	13	21	7	6.4	.234
<b>Minor League Totals</b>		<b>0-0</b>	<b>5.52</b>	<b>15</b>	<b>0</b>	<b>0</b>	<b>0</b>	<b>2</b>	<b>29.1</b>	<b>26</b>	<b>21</b>	<b>18</b>	<b>2</b>	<b>2</b>	<b>13</b>	<b>21</b>	<b>7</b>	<b>6.4</b>	<b>.234</b>

**RAMIREZ, WILLIAMS LEONEL**

**PITCHER**

**HEIGHT:** 6-1 **BATS:** R **BORN:** 8/8/1992 in San Juan de la Maguana, DR  
**WEIGHT:** 213 **THROWS:** R **RESIDES:** Esperanza, Valverde, DR  
**SIGNED BY:** Fred Guerrero **SCHOOL:** --

**HOW OBTAINED:** Signed as an undrafted free agent, December 19, 2012.

**2017:** Spent entire season with Single-A Ft. Myers...held opponents to a .211 average, second best in the Florida State League...also posted a 9.7 K/9.0 IP, which was fifth best in the FSL...**2016:** Spent entire season with Single-A Cedar Rapids, his first season as a reliever...converted 4-of-6 save opportunities...**2015:** Spent entire season with the GCL Twins...made one relief appearance to start the season and then transferred to the starting rotation for the remainder of the season...allowed one earned run in his first five starts (24.1 IP)...led the GCL and the Twins organization with a 1.05 ERA, led the GCL with a 0.88 WHIP...145 opponent average, 9.85 strikeouts-per-9.0 IP and 9.12 baserunners-per 9.0 IP, and was third in strikeouts (58)...**2014:** Spent entire season with the DSL Twins...led the team in starts and had the lowest ERA among DSL Twins...held opponents to a .176 batting average, third lowest among DSL pitchers.

YEAR	TEAM	W-L	ERA	G	GS	CG	SH	SV	IP	H	R	ER	HR	HB	BB	SO	WP	K/9	BAA
2013	DSL Twins	3-1	2.45	17	2	0	0	0	33.0	13	11	9	0	2	25	35	5	9.5	.123
2014	DSL Twins	4-1	1.81	16	15	0	0	0	74.2	46	31	15	1	3	33	81	12	9.8	.176
2015	GCL Twins	4-3	1.05	11	10	0	0	0	51.1	25	10	6	1	6	20	58	4	10.2	.145
2016	Cedar Rapids	3-1	2.62	29	0	0	0	4	55.0	24	16	16	1	4	34	66	5	10.8	.134
2017	Ft. Myers	3-1	2.98	39	0	0	0	0	60.1	43	20	20	0	5	34	65	7	9.7	.211
<b>Minor League Totals</b>		<b>17-7</b>	<b>2.17</b>	<b>112</b>	<b>27</b>	<b>0</b>	<b>0</b>	<b>4</b>	<b>274.1</b>	<b>151</b>	<b>88</b>	<b>66</b>	<b>3</b>	<b>20</b>	<b>146</b>	<b>305</b>	<b>33</b>	<b>10.0</b>	<b>.164</b>

**RECORD, JOSEPH BRYAN [JOE]**

**PITCHER**

**HEIGHT:** 6-3 **BATS:** R **BORN:** 1/12/1994 in Anaheim, CA  
**WEIGHT:** 210 **THROWS:** R **RESIDES:** Placentia, CA  
**SIGNED BY:** Taylor Cameron **SCHOOL:** University of California - Santa Barbara

**HOW OBTAINED:** Selected by Twins in 28th round of 2017 First-Year Player Draft.

YEAR	TEAM	W-L	ERA	G	GS	CG	SH	SV	IP	H	R	ER	HR	HB	BB	SO	WP	K/9	BAA
2017	DID NOT PLAY - INJURED (right UCL injury)																		

**REED, JAKE**

**PITCHER**

SEE PAGE XXXXXX

MINOR LEAGUES



## REGINATTO, LEONARDO AFONSO

## INFIELDER

HEIGHT: 6-2  
WEIGHT: 180

BATS: R  
THROWS: R

BORN: 4/10/1990 in Curitiba, Brazil  
RESIDES: Curitiba, Brazil  
SCHOOL: --

ORIGINALLY SIGNED BY: Tampa Bay as an undrafted free agent, February 2, 2009.

HOW OBTAINED: Signed as a minor league free agent, December 18, 2015.

**2017:** Attended Twins spring training, reassigned to minor league camp and spent entire season with Triple-A Rochester...placed on disabled list with a back strain July 2 and reinstated July 20...declared minor league free agent following the season and resigned with Minnesota as a minor league free agent December 6...**2016:** Began season with Double-A Chattanooga, his first season in the Twins organization...reached base safely in 25 straight games for the Lookouts May 21-June 17, posting a .396 on-base percentage in that span...promoted to Triple-A Rochester August 9...combined to hit .265 (128-for-483) with 20 doubles, two triples, two home runs, 46 RBI, 46 runs scored and nine stolen bases in 132 games between Chattanooga and Rochester...played 70 games (69 starts) at shortstop, 57 games (55 starts) at third base and two games (two starts) at second base, exclusively played third base at Rochester...played three games for Team Brazil in the World Baseball Classic Qualifier in late September, hitting .417 (5-for-12) with three RBI...**2015:** Began season with Triple-A Durham (Tampa Bay)...transferred between Durham and Double-A Montgomery five times throughout the season...made two pitching appearances, the first of his career, earned a win with 3.0 scoreless innings June 10 vs. Lehigh Valley...hit .329 (28-for-85) vs. left-handed pitching and .251 (69-for-275) vs. right-handed pitching...declared minor league free agency following the season...**2014:** Split season between Single-A Charlotte and Double-A Montgomery (Tampa Bay)...hit .325 (39-for-120) vs. left-handed pitching and .279 (83-for-298) vs. right-handers...named Tampa Bay organizational All-Star by MiLB.com...named Florida State League Mid- and Postseason All-Star...**2013:** Spent season with Single-A Bowling Green (Tampa Bay)...set professional single-season career-highs in hits (134), doubles (17) and RBI (49)...ranked third in the organization and second in the Midwest League in batting average (.325)...named Midseason MWL All-Star...**2012:** Spent season with Single-A Hudson Valley (Tampa Bay)...named a Midseason New York-Penn League All-Star...hit .303 (54-for-178) against right-handed pitching and .185 (10-for-54) against left-handed pitching...**2011:** Spent season with Single-A Hudson Valley (Tampa Bay), playing 63 games - 55 games (51 starts) at third base, seven games (all starts) at shortstop and one game at first base...**2010:** Spent second professional season with Rookie-Princeton (Tampa Bay), hitting .279 (17-for-61) in 16 games, all 16 games at shortstop...**2009:** Began professional career with VSL Rays, hitting .328 (61-for-186) with seven doubles, 29 RBI and 31 runs scored in 54 games...**PERSONAL:** Leonardo Afonso Reginaldo...hit .364 (4-for-11) for Brazil in three games in the 2013 World Baseball Classic, its first-ever trip to the tournament...in the November 2012 qualifying round in Panama, he hit .583 (7-for-12) with two RBI, three runs and a double in three games to lead the Brazil offense...originally signed by Tampa Bay as undrafted free agent February 2, 2009, signed by scouts Adriano de Souza, Carlos Afonso and Andres Reiner.

YEAR	TEAM	AVG	G	AB	R	H	2B	3B	HR	RBI	SH	SF	HB	BB	SO	SB	CS	OBP	OPS
2009	VSL Rays	.328	54	186	31	61	7	2	1	29	4	5	6	9	14	2	5	.369	.772
2010	Princeton	.279	16	61	4	17	4	0	0	4	0	0	0	4	8	2	2	.323	.667
2011	Hudson Valley	.198	63	207	20	41	5	0	2	17	2	1	4	12	47	11	3	.254	.505
2012	Hudson Valley	.276	65	232	22	64	8	0	1	29	2	1	3	16	26	8	4	.329	.652
2013	Bowling Green	.325	112	412	68	134	17	4	1	49	2	6	3	43	58	11	7	.388	.781
2014	Charlotte	.316	94	364	45	115	16	2	0	35	2	4	5	38	46	14	2	.384	.755
	Montgomery	.130	17	54	2	7	0	0	0	6	0	0	3	6	9	0	0	.254	.384
2015	Durham	.267	42	150	15	40	8	0	0	11	0	0	1	3	16	0	2	.286	.606
	Montgomery	.271	58	210	32	57	11	3	3	30	3	1	2	23	32	0	4	.347	.742
2016	Chattanooga	.270	109	404	44	109	17	2	2	37	5	6	7	31	66	9	3	.328	.665
	Rochester	.241	23	79	2	19	3	0	0	9	1	1	0	3	19	0	0	.265	.543
2017	Rochester	.303	86	277	28	84	15	0	3	38	3	4	1	30	52	0	4	.369	.759
Minor League Totals		.284	739	2636	313	748	111	13	13	294	24	29	35	218	393	57	36	.343	.694

## REYES, FELIX MANUEL

## OUTFIELDER

HEIGHT: 6-0  
WEIGHT: 170

BATS: L  
THROWS: L

BORN: 3/1/1999 in Santo Domingo Centro, DR  
RESIDES: Santo Domingo Norte, DR

SIGNED BY: Fred Guerrero

HOW OBTAINED: Signed as an undrafted free agent, July 2, 2016.

YEAR	TEAM	AVG	G	AB	R	H	2B	3B	HR	RBI	SH	SF	HB	BB	SO	SB	CS	OBP	OPS
2017	DSL Twins	.250	36	112	19	28	7	3	1	13	1	1	5	13	47	5	3	.351	.744
Minor League Totals		.250	36	112	19	28	7	3	1	13	1	1	5	13	47	5	3	.351	.744

## RIMMEL, NIKLAS SEAN

## PITCHER

HEIGHT: 6-3  
WEIGHT: 200

BATS: R  
THROWS: R

BORN: 7/5/1999 in Berlin, Germany  
RESIDES: Fuerth, Germany

SIGNED BY: Glenn Godwin

HOW OBTAINED: Signed as an undrafted free agent, September 13, 2017.

**PERSONAL:** Played for Buchbinder Legionare Regensburg before signing with the Minnesota Twins...began his baseball career with the Fuerth Pirates in 2009 joined the Buchbinder Legionare and the Regensburg Baseball Academy in 2014...is the fifth German player after Tim Henkenjohann (2001), Rodney Gessmann (2007), Max Kepler (2009) and Markus Solbach (2011) to sign with the Twins organization and the 12th players overall from the Regensburg Baseball Academy to sign with a MLB organization since 2007...pitched in 10 games for the Buchbinder Legionare in the German Baseball-Bundesliga in 2017.

YEAR	TEAM	W-L	ERA	G	GS	CG	SH	SV	IP	H	R	ER	HR	HB	BB	SO	WP	K/9	BAA
2018 will be first professional season.																			

## ROBINSON, ALEXANDER PETER (ALEX)

## PITCHER

HEIGHT: 6-3  
WEIGHT: 217

BATS: L  
THROWS: L

BORN: 8/11/1994 in Queens, NY  
RESIDES: Hewlett, NY

SIGNED BY: John Wilson

SCHOOL: University of Maryland

HOW OBTAINED: Selected by Twins in 5th round of 2015 First-Year Player Draft.

**2017:** Split season between Single-A teams Ft. Myers and Cedar Rapids...**2015:** Began professional career making 10 appearances out of the bullpen for Rookie Elizabethon...**PERSONAL:** Attended the University of Maryland and was rated as the 74th best prospect by *Baseball America* entering the 2015 First-Year Player Draft...also rated as the 124th best prospect by MLB.com...made 25 appearances, all in relief, for the Terrapins as a junior in 2015 posting a record of 1-1 with a 1.63 ERA (27.2 IP, 5 ER), 20 walks and 32 strikeouts while collecting three saves...did not allow an earned run through 17.1 innings pitched to begin the season...attended Holy Trinity High School in Hewlett, NY where he was named the ESPN New York Player of the Year and was ranked the third overall prospect in New York by Perfect Game...helped lead his school to the 2012 league championship and won league MVP honors in the process...was a three-time selection as pitcher of the year and All-League...threw four no hitters in his high school career, including a 19-strikeout performance.



ROBINSON continued...

YEAR	TEAM	W-L	ERA	G	GS	CG	SH	SV	IP	H	R	ER	HR	HB	BB	SO	WP	K/9	BAA
2015	Elizabethhton	0-3	9.00	10	0	0	0	0	12.0	10	13	12	0	4	16	15	4	11.3	.238
2016	Elizabethhton	0-1	3.00	15	2	0	0	0	33.0	19	15	11	2	7	34	52	3	14.2	.162
2017	Cedar Rapids	2-5	2.84	28	0	0	0	2	38.0	29	12	2	2	15	51	5	12.1	.207	
	Ft. Myers	4-0	4.67	13	0	0	0	0	17.1	14	9	9	1	0	13	27	3	14.0	.233
<b>Minor League Totals</b>		<b>6-9</b>	<b>3.95</b>	<b>66</b>	<b>2</b>	<b>0</b>	<b>0</b>	<b>2</b>	<b>100.1</b>	<b>72</b>	<b>49</b>	<b>44</b>	<b>5</b>	<b>13</b>	<b>78</b>	<b>145</b>	<b>15</b>	<b>13.0</b>	<b>.201</b>

**ROBINSON, JAMES (J.J.)**

**INFIELDER**

**HEIGHT:** 6-4 **BATS:** L **BORN:** 10/11/1992 in Colfax, WA  
**WEIGHT:** 220 **THROWS:** R **RESIDES:** Colfax, WA  
**SIGNED BY:** Trevor Brown **SCHOOL:** Lewis-Clark State College (ID)  
**HOW OBTAINED:** Selected by Twins in 33rd round of 2017 First-Year Player Draft.

2017: Spent first professional season with Rookie Elizabethhton...went 8-for-18 (.444) with two homers, a double and a league-best seven RBI over five postseason games to lead Elizabethhton to the crown.

YEAR	TEAM	AVG	G	AB	R	H	2B	3B	HR	RBI	SH	SF	HB	BB	SO	SB	CS	OBP	OPS
2017	Elizabethhton	.264	40	148	22	39	3	1	9	36	0	3	6	12	44	1	0	.337	.817
<b>Minor League Totals</b>		<b>.264</b>	<b>40</b>	<b>148</b>	<b>22</b>	<b>39</b>	<b>3</b>	<b>1</b>	<b>9</b>	<b>36</b>	<b>0</b>	<b>3</b>	<b>6</b>	<b>12</b>	<b>44</b>	<b>1</b>	<b>0</b>	<b>.337</b>	<b>.817</b>

**ROBLES, ALEJANDRO (ALEX)**

**OUTFIELDER**

**HEIGHT:** 6-0 **BATS:** R **BORN:** 7/7/1995 in Tucson, AZ  
**WEIGHT:** 200 **THROWS:** R **RESIDES:** Tucson, AZ  
**SIGNED BY:** Derrick Dunbar **SCHOOL:** Austin Peay State University (TN)  
**HOW OBTAINED:** Selected by Twins in 30th round of 2017 First-Year Player Draft.

2017: Began professional career with GCL Twins...finished the season with the fourth best average in the GCL and fourth most hits.

YEAR	TEAM	AVG	G	AB	R	H	2B	3B	HR	RBI	SH	SF	HB	BB	SO	SB	CS	OBP	OPS
2017	GCL Twins	.324	50	182	30	59	6	0	3	29	1	2	6	8	14	10	4	.369	.776
<b>Minor League Totals</b>		<b>.324</b>	<b>50</b>	<b>182</b>	<b>30</b>	<b>59</b>	<b>6</b>	<b>0</b>	<b>3</b>	<b>29</b>	<b>1</b>	<b>2</b>	<b>6</b>	<b>8</b>	<b>14</b>	<b>10</b>	<b>4</b>	<b>.369</b>	<b>.775</b>

**RODRIGUEZ, BENJAMIN**

**OUTFIELDER**

**HEIGHT:** 6-6 **BATS:** R **BORN:** 11/9/1994 in Paradise Valley, AZ  
**WEIGHT:** 235 **THROWS:** R **RESIDES:** Paradise Valley, AZ  
**SIGNED BY:** Taylor Cameron **SCHOOL:** Pepperdine University (CA)  
**HOW OBTAINED:** Selected by Twins in 38th round of 2017 First-Year Player Draft.

2017: Spent first professional season with GCL Twins...finished tied for the GCL lead with 40 RBI.

YEAR	TEAM	AVG	G	AB	R	H	2B	3B	HR	RBI	SH	SF	HB	BB	SO	SB	CS	OBP	OPS
2017	GCL Twins	.290	50	162	27	47	11	2	4	40	0	1	8	22	43	4	2	.399	.856
<b>Minor League Totals</b>		<b>.290</b>	<b>50</b>	<b>162</b>	<b>27</b>	<b>47</b>	<b>11</b>	<b>2</b>	<b>4</b>	<b>40</b>	<b>0</b>	<b>1</b>	<b>8</b>	<b>22</b>	<b>43</b>	<b>4</b>	<b>2</b>	<b>.399</b>	<b>.856</b>

**RODRIGUEZ, MIGUEL ALEJANDRO**

**PITCHER**

**HEIGHT:** 6-2 **BATS:** R **BORN:** 2/25/1999 in Petare, VZ  
**WEIGHT:** 180 **THROWS:** R **RESIDES:** Maracay, VZ  
**SIGNED BY:** Jose Leon **SCHOOL:** --  
**HOW OBTAINED:** Signed as an undrafted free agent, July 3, 2017.

YEAR	TEAM	W-L	ERA	G	GS	CG	SH	SV	IP	H	R	ER	HR	HB	BB	SO	WP	K/9	BAA
2018 will be first professional season.																			

**ROOKER, TERRY BRENT (BRENT)**

**OUTFIELDER**

**HEIGHT:** 6-3 **BATS:** R **BORN:** 11/1/1994 in Germantown, TN  
**WEIGHT:** 215 **THROWS:** R **RESIDES:** Eads, TN  
**SIGNED BY:** Derrick Dunbar **SCHOOL:** Mississippi State University  
**HOW OBTAINED:** Selected by Twins in Compensation Round A (35th overall) in 2017 First-Year Player Draft.

2017: Began season with Rookie Elizabethhton...hit two home runs in his first four games with the E-Twins...transferred to Single-A Ft. Myers July 18...named Florida State League Player of the Week twice: August 13 and August 27...following the season named an MiLB.com Organizational All-Star...**AMATEUR CAREER:** Finished his redshirt junior season at Mississippi State University hitting .387 (96-for-248) with 30 doubles, three triples, 23 home runs and 48 RBI in 67 games, winning the Triple Crown in the SEC...was named a finalist for the Dick Hoswer Trophy as collegiate baseball player of the year after being named the SEC Player of the Year and First-Team All-SEC. **PERSONAL:** Was originally drafted by the Twins in the 38th round of the 2016 First-Year Player Draft, but he did not sign...graduate of Evangelical Christian School in Germantown, TN...hit .430 with nine home runs as a senior...also led ECS to the Division 2-A State Championship Game in football, collecting 3,300 yards of total offense with 33 touchdowns, was named a 2013 Tennessee Mr. Football finalist after setting 18 school records, and played on the basketball team.

YEAR	TEAM	AVG	G	AB	R	H	2B	3B	HR	RBI	SH	SF	HB	BB	SO	SB	CS	OBP	OPS
2017	Elizabethhton	.282	22	85	19	24	5	0	7	17	0	2	1	11	21	2	2	.364	.952
	Ft. Myers	.280	40	143	23	40	6	0	11	35	0	0	3	16	47	0	0	.364	.916
<b>Minor League Totals</b>		<b>.281</b>	<b>62</b>	<b>228</b>	<b>42</b>	<b>64</b>	<b>11</b>	<b>0</b>	<b>18</b>	<b>52</b>	<b>0</b>	<b>2</b>	<b>4</b>	<b>27</b>	<b>68</b>	<b>2</b>	<b>2</b>	<b>.364</b>	<b>.930</b>

MINOR LEAGUES



**RORTVEIT, BENJAMIN THOMAS (BEN)**
**CATCHER**
**HEIGHT:** 5-10  
**WEIGHT:** 190

**BATS:** L  
**THROWS:** R  
**SCHOOL:** Verona Area (WI) High School

**BORN:** 9/25/1997 in Madison, WI  
**RESIDES:** New Glarus, WI

**SIGNED BY:** Mark Wilson

**HOW OBTAINED:** Selected by Twins in 2nd round (56th overall) of 2016 First-Year Player Draft.

2017: Spent entire season with Single-A Cedar Rapids...2016: Began professional career with GCL Twins...transferred to Rookie Elizabethton July 28...**PERSONAL:** Was ranked as the best offensive high school catcher and 52nd overall prospect in the draft by MLB.com, the 55th overall prospect in the draft by *Baseball America* and the second best catcher in the draft by Perfect Game...as a senior at Verona Area (WI) High School, hit .406 with five doubles and three triples and 10 RBI...as a junior in 2015, he batted .437 with 10 doubles, two triples, five home runs and 29 runs batted in with a .770 slugging percentage...earned Wisconsin Baseball Coaches Association All-State First-Team as a junior...also played football for Verona as a running back, linebacker, kicker and punter.

YEAR	TEAM	AVG	G	AB	R	H	2B	3B	HR	RBI	SH	SF	HB	BB	SO	SB	CS	OBP	OPS
2016	GCL Twins	.203	20	59	3	12	3	0	0	3	1	0	1	5	8	0	0	.277	.531
	Elizabethton	.250	13	40	2	10	0	0	0	7	1	0	1	5	2	0	0	.348	.598
2017	Cedar Rapids	.224	89	308	33	69	16	0	4	30	1	1	4	22	60	1	0	.284	.599
<b>Minor League Totals</b>		<b>.224</b>	<b>122</b>	<b>407</b>	<b>38</b>	<b>91</b>	<b>19</b>	<b>0</b>	<b>4</b>	<b>40</b>	<b>3</b>	<b>1</b>	<b>6</b>	<b>32</b>	<b>70</b>	<b>1</b>	<b>0</b>	<b>.289</b>	<b>.589</b>

**ROSENSTEIN, JOE**
**PITCHER**
**HEIGHT:** 6-7  
**WEIGHT:** 220

**BATS:** R  
**THROWS:** R  
**SCHOOL:** Washington State University

**BORN:** 3/21/1996 in Arvada, CO  
**RESIDES:** Arvada, CO

**SIGNED BY:** Trevor Brown

**HOW OBTAINED:** Signed as an undrafted free agent, July 21, 2017.

**AMATEUR CAREER:** Made 20 appearances, all out of the bullpen with Washington State as a junior in 2017...attended Lamar Community College in Lamar, CO in 2016 and as a sophomore earned All-Region IX first-team honors after posting a 7-1 record with a 3.77 ERA in 16 appearances including 12 starts...recorded 60 strikeouts in 59.2 innings...attended Siena College in New York during the 2015 season...as a freshman made eight appearances and posted a 3.27 ERA...recorded five strikeouts in 11 innings...**PERSONAL:** Attended Arvada West High School in Arvada, CO...named to All-Conference Second Team as a senior after hitting .395 and posting a 4.57 ERA...helped team to a 5A JeffCo League title...hit a grand slam in the sixth inning to beat the top-ranked team in the state...two-time Academic All-State selection.

YEAR	TEAM	W-L	ERA	G	GS	CG	SH	SV	IP	H	R	ER	HR	HB	BB	SO	WP	K/9	BAA
2017	GCL Twins	1-1	9.00	6	0	0	0	1	9.0	10	10	9	0	3	13	4	5	4.0	.303
<b>Minor League Totals</b>		<b>1-1</b>	<b>9.00</b>	<b>6</b>	<b>0</b>	<b>0</b>	<b>0</b>	<b>1</b>	<b>9.0</b>	<b>10</b>	<b>10</b>	<b>9</b>	<b>0</b>	<b>3</b>	<b>13</b>	<b>4</b>	<b>5</b>	<b>4.0</b>	<b>.303</b>

**SALAZAR, CESAR AUGUSTO**
**OUTFIELDER**
**HEIGHT:** 6-1  
**WEIGHT:** 185

**BATS:** L  
**THROWS:** L  
**SCHOOL:** --

**BORN:** 3/4/2000 in San Fernando, VZ  
**RESIDES:** San Fernando, VZ

**SIGNED BY:** Oswaldo Troconis

**HOW OBTAINED:** Signed as an undrafted free agent, February 14, 2017.

YEAR	TEAM	AVG	G	AB	R	H	2B	3B	HR	RBI	SH	SF	HB	BB	SO	SB	CS	OBP	OPS
2017	DSL Twins	.232	30	95	13	22	3	1	0	7	1	0	3	15	30	4	4	.354	.638
<b>Minor League Totals</b>		<b>.232</b>	<b>30</b>	<b>95</b>	<b>13</b>	<b>22</b>	<b>3</b>	<b>1</b>	<b>0</b>	<b>7</b>	<b>1</b>	<b>0</b>	<b>3</b>	<b>15</b>	<b>30</b>	<b>4</b>	<b>4</b>	<b>.354</b>	<b>.638</b>

**SALVA, KIDANY**
**CATCHER**
**HEIGHT:** 5-11  
**WEIGHT:** 180

**BATS:** S  
**THROWS:** R  
**SCHOOL:** Klein Forest (TX) High School

**BORN:** 8/24/1998 in Bayamon, PR  
**RESIDES:** Houston, TX

**SIGNED BY:** Greg Runser

**HOW OBTAINED:** Selected by Twins in 17th round of 2016 First-Year Player Draft.

YEAR	TEAM	AVG	G	AB	R	H	2B	3B	HR	RBI	SH	SF	HB	BB	SO	SB	CS	OBP	OPS
2016	GCL Twins	.179	18	56	4	10	1	1	0	6	0	1	0	3	13	1	0	.217	.449
2017	GCL Twins	.159	17	44	5	7	1	0	0	0	0	0	0	8	10	2	2	.288	.470
<b>Minor League Totals</b>		<b>.170</b>	<b>35</b>	<b>100</b>	<b>9</b>	<b>17</b>	<b>2</b>	<b>1</b>	<b>0</b>	<b>6</b>	<b>0</b>	<b>1</b>	<b>0</b>	<b>11</b>	<b>23</b>	<b>3</b>	<b>2</b>	<b>.250</b>	<b>.460</b>

**SAMMONS, BRYAN**
**PITCHER**
**HEIGHT:** 6-4  
**WEIGHT:** 235

**BATS:** L  
**THROWS:** L  
**SCHOOL:** Western Carolina University

**BORN:** 4/27/1995 in Wilmington, NC  
**RESIDES:** Wilmington, NC

**SIGNED BY:** Seth Moir

**HOW OBTAINED:** Selected by Twins in 8th round of 2017 First-Year Player Draft.

2017: Began professional career with Rookie Elizabethton...transferred to Single-A Cedar Rapids July 30...finished season with Kernels making five straight starts, allowing seven earned runs in 22.2 IP (2.78 ERA)...**AMATEUR CAREER:** Finished his senior season at Western Carolina making 15 appearances (14 starts), with a record of 8-3 with one save and 3.02 collective ERA, fifth in the Southern Conference, over 104.1 innings pitched. Tossed over 100 pitches in each of his 14 starts, pitching at least 5.0 innings in each start...recorded a team-leading and career-high 108 strikeouts on the year, which was third in the SoCon...played for Yarmouth-Dennis Red Sox in 2016 Cape Cod League and for SLO Blues of California Collegiate League in summer of 2015...as a freshman for WCU in 2014 was named to the SoCon All-Freshman team and Louisville Slugger Freshman All-American team...was a three-year letter winner for two-time Midwestern Conference champion Hoggard High School in Wilmington, NC, claiming player of the year honors in 2013...posted a 16-1 record with a 1.00 ERA, five shutouts and 98 strikeouts in 63 innings in his senior season, earning Wilmington StarNews All-Area Player of the Year...also played first base, hitting .306 with a home run and 15 RBI...during the summer of 2013, helped guide Wilmington Post 10 to the American Legion World Series, earning MVP honors in the Southeast Regional after tossing a complete game shutout in the championship game.

YEAR	TEAM	W-L	ERA	G	GS	CG	SH	SV	IP	H	R	ER	HR	HB	BB	SO	WP	K/9	BAA
2017	Elizabethton	2-0	1.46	7	3	0	0	0	24.2	14	6	4	1	0	7	31	4	11.3	.161
	Cedar Rapids	3-1	3.51	6	5	0	0	0	25.2	22	13	10	2	0	11	35	4	12.3	.222
<b>Minor League Totals</b>		<b>5-1</b>	<b>2.50</b>	<b>13</b>	<b>8</b>	<b>0</b>	<b>0</b>	<b>0</b>	<b>50.1</b>	<b>36</b>	<b>19</b>	<b>14</b>	<b>3</b>	<b>0</b>	<b>18</b>	<b>66</b>	<b>8</b>	<b>11.8</b>	<b>.194</b>



**SANCHEZ, FERNANDO JOSE**

**PITCHER**

<b>HEIGHT:</b> 5-10	<b>BATS:</b> R	<b>BORN:</b> 2/20/2000 in Acarigua, VZ																
<b>WEIGHT:</b> 165	<b>THROWS:</b> R	<b>RESIDES:</b> Araure, VZ																
<b>SIGNED BY:</b> Marlon Nava	<b>SCHOOL:</b> --																	
<b>HOW OBTAINED:</b> Signed as an undrafted free agent, July 27, 2016.																		
<b>YEAR TEAM</b>	<b>W-L</b>	<b>ERA</b>	<b>G</b>	<b>GS</b>	<b>CG</b>	<b>SH</b>	<b>SV</b>	<b>IP</b>	<b>H</b>	<b>R</b>	<b>ER</b>	<b>HR</b>	<b>HB</b>	<b>BB</b>	<b>SO</b>	<b>WP</b>	<b>K/9</b>	<b>BAA</b>
2017 DSL Twins	2-4	7.55	21	1	0	0	2	39.1	56	38	33	2	6	18	21	5	4.8	.350
<b>Minor League Totals</b>	<b>2-4</b>	<b>7.55</b>	<b>21</b>	<b>1</b>	<b>0</b>	<b>0</b>	<b>2</b>	<b>39.1</b>	<b>56</b>	<b>38</b>	<b>33</b>	<b>2</b>	<b>6</b>	<b>18</b>	<b>21</b>	<b>5</b>	<b>4.8</b>	<b>.350</b>

**SANDERS, EVAN DWAYNE**

**PITCHER**

<b>HEIGHT:</b> 6-2	<b>BATS:</b> L	<b>BORN:</b> 10/14/1993 in Hartshorne, OK																
<b>WEIGHT:</b> 200	<b>THROWS:</b> L	<b>RESIDES:</b> McAlester, OK																
<b>SIGNED BY:</b> JR DiMercurio	<b>SCHOOL:</b> University of Arkansas - Fort Smith																	
<b>HOW OBTAINED:</b> Signed as an undrafted free agent, February 25, 2017.																		
<b>AMATEUR CAREER:</b> Played only one season for the UAFS Lions after transferring from Southeastern Oklahoma State...during his one season at UAFS, made 13 starts and led the staff with an 8-4 win-loss record and four complete games...also had a staff-leading 59 strikeouts over 75 innings.																		
<b>YEAR TEAM</b>	<b>W-L</b>	<b>ERA</b>	<b>G</b>	<b>GS</b>	<b>CG</b>	<b>SH</b>	<b>SV</b>	<b>IP</b>	<b>H</b>	<b>R</b>	<b>ER</b>	<b>HR</b>	<b>HB</b>	<b>BB</b>	<b>SO</b>	<b>WP</b>	<b>K/9</b>	<b>BAA</b>
2017 Cedar Rapids	2-4	5.94	14	5	0	0	0	36.1	34	25	24	2	6	30	29	7	7.2	.260
<b>Minor League Totals</b>	<b>2-4</b>	<b>5.94</b>	<b>14</b>	<b>5</b>	<b>0</b>	<b>0</b>	<b>0</b>	<b>36.1</b>	<b>34</b>	<b>25</b>	<b>24</b>	<b>2</b>	<b>6</b>	<b>30</b>	<b>29</b>	<b>7</b>	<b>7.2</b>	<b>.260</b>

**SANTANA, RUBEN FERNANDO**

**INFIELDER**

<b>HEIGHT:</b> 5-9	<b>BATS:</b> S	<b>BORN:</b> 11/30/1997 in Monte Plata, DR																
<b>WEIGHT:</b> 160	<b>THROWS:</b> R	<b>RESIDES:</b> Monte Plata, DR																
<b>SIGNED BY:</b> Fred Guerrero	<b>SCHOOL:</b> --																	
<b>HOW OBTAINED:</b> Signed as an undrafted free agent, September 15, 2015.																		
<b>2016:</b> Began his professional career with the DSL Twins.																		
<b>YEAR TEAM</b>	<b>AVG</b>	<b>G</b>	<b>AB</b>	<b>R</b>	<b>H</b>	<b>2B</b>	<b>3B</b>	<b>HR</b>	<b>RBI</b>	<b>SH</b>	<b>SF</b>	<b>HB</b>	<b>BB</b>	<b>SO</b>	<b>SB</b>	<b>CS</b>	<b>OBP</b>	<b>OPS</b>
2016 DSL Twins	.248	44	145	16	36	3	2	0	13	2	3	1	11	26	5	6	.300	.597
2017 DSL Twins	.340	46	159	36	54	10	4	0	18	1	2	5	18	18	6	5	.418	.871
<b>Minor League Totals</b>	<b>.296</b>	<b>90</b>	<b>304</b>	<b>52</b>	<b>90</b>	<b>13</b>	<b>6</b>	<b>0</b>	<b>31</b>	<b>3</b>	<b>5</b>	<b>6</b>	<b>29</b>	<b>44</b>	<b>11</b>	<b>11</b>	<b>.363</b>	<b>.742</b>

**SAWYER, WYNSTON SELWYN**

**CATCHER**

<b>HEIGHT:</b> 6-3	<b>BATS:</b> S	<b>BORN:</b> 11/14/1991 in Monte Plata, DR																
<b>WEIGHT:</b> 205	<b>THROWS:</b> R	<b>RESIDES:</b>																
<b>DRAFTED BY:</b> Baltimore 8th round of the 2010 First Year Player Draft	<b>SCHOOL:</b> Scripps Ranch (CA) High School																	
<b>HOW OBTAINED:</b> Signed as a minor league free agent, December 15, 2017.																		
<b>2017:</b> Spent most of the season with Double-A Tulsa, his first season in the Dodgers organization, hit .277 with 17 RBI... <b>2016:</b> In 89 games with Single-A Frederick and three with Double-A Bowie, posted career highs in average (.286), RBI (54), doubles (20) and home runs (12)...named Carolina League Player of the Week for the week of May 29... <b>2010:</b> Spent first professional season with GCL Orioles. <b>PERSONAL:</b> Had scholarship to play at UC Riverside but elected to sign with Baltimore after being drafted in the eighth round...named Eastern League Player of the Year at Scripps Ranch High School as a senior.																		
<b>YEAR TEAM</b>	<b>AVG</b>	<b>G</b>	<b>AB</b>	<b>R</b>	<b>H</b>	<b>2B</b>	<b>3B</b>	<b>HR</b>	<b>RBI</b>	<b>SH</b>	<b>SF</b>	<b>HB</b>	<b>BB</b>	<b>SO</b>	<b>SB</b>	<b>CS</b>	<b>OBP</b>	<b>OPS</b>
2010 GCL Orioles	.231	9	26	1	6	0	0	1	1	0	0	1	0	2	0	0	.259	.605
2011 Aberdeen	.231	71	255	22	59	11	0	3	27	1	2	4	25	61	0	2	.308	.617
2012 Delmarva	.221	86	289	26	64	14	0	2	49	0	5	4	39	52	2	1	.318	.608
2013 Delmarva	.238	92	315	54	75	18	2	8	38	0	3	6	42	69	1	0	.336	.720
2014 Frederick	.250	81	272	29	68	14	0	4	33	1	8	2	33	40	0	0	.327	.673
2015 Frederick	.228	74	254	32	58	14	2	2	33	1	4	3	28	53	9	0	.308	.631
2016 Frederick	.281	89	299	51	84	19	1	11	51	1	4	12	63	58	3	4	.421	.882
Bowie	.444	3	9	2	4	1	0	1	3	0	1	0	1	0	0	0	.455	1.343
2017 AZL Dodgers	.375	3	8	1	3	2	0	1	3	0	0	0	2	1	0	0	.500	1.500
Tulsa	.277	54	184	16	51	14	1	4	17	0	1	3	13	42	1	2	.333	.763
<b>Minor League Totals</b>	<b>.247</b>	<b>562</b>	<b>1911</b>	<b>234</b>	<b>472</b>	<b>107</b>	<b>6</b>	<b>37</b>	<b>255</b>	<b>4</b>	<b>28</b>	<b>35</b>	<b>246</b>	<b>378</b>	<b>16</b>	<b>9</b>	<b>.339</b>	<b>.707</b>

**SCHICK, ALEXANDER EMMERSON (ALEX)**

**PITCHER**

<b>HEIGHT:</b> 6-6	<b>BATS:</b> R	<b>BORN:</b> 12/1/1994 in San Diego, CA																
<b>WEIGHT:</b> 210	<b>THROWS:</b> R	<b>RESIDES:</b> San Diego, CA																
<b>SIGNED BY:</b> Elliott Strankman	<b>SCHOOL:</b> University of California, Berkeley																	
<b>HOW OBTAINED:</b> Selected by Twins in 6th round of 2016 First-Year Player Draft.																		
<b>2016:</b> Began professional career with Rookie Elizabethton...in third career start tossed a complete game shutout (5.0 IP, 2 hits, 1 BB, 3 K)... <b>PERSONAL:</b> Was ranked as the 498th best prospect by <i>Baseball America</i> entering the draft...as a junior in 2016, went 1-0 with a 2.03 ERA (13.1 IP, 3 ER) with four walks and nine strikeouts in seven appearances (2 starts) for the Bears...missed time in 2016 due to a knee injury...in 2015 as a sophomore, went 3-2, 4.21 ERA with 46 strikeouts in 36.1 innings...attended Cathedral Catholic High School in San Diego and went 4-1 with a 1.04 ERA, 38 strikeouts and a .212 opponent average in 40.1 innings as a junior in 2012.																		
<b>YEAR TEAM</b>	<b>W-L</b>	<b>ERA</b>	<b>G</b>	<b>GS</b>	<b>CG</b>	<b>SH</b>	<b>SV</b>	<b>IP</b>	<b>H</b>	<b>R</b>	<b>ER</b>	<b>HR</b>	<b>HB</b>	<b>BB</b>	<b>SO</b>	<b>WP</b>	<b>K/9</b>	<b>BAA</b>
2016 Elizabethton	5-2	5.25	11	8	1	1	0	48.0	45	29	28	3	9	15	49	5	9.2	.247
2017 Cedar Rapids	1-1	6.10	2	2	0	0	0	10.1	14	7	7	1	0	2	10	3	8.7	.326
<b>Minor League Totals</b>	<b>6-3</b>	<b>5.40</b>	<b>13</b>	<b>10</b>	<b>1</b>	<b>1</b>	<b>0</b>	<b>58.1</b>	<b>59</b>	<b>36</b>	<b>35</b>	<b>4</b>	<b>9</b>	<b>17</b>	<b>59</b>	<b>8</b>	<b>9.1</b>	<b>.262</b>

MINOR LEAGUES



## SEVERINO, YUNIOR GUERRERO

INFIELDER

HEIGHT: 6-1	BATS: S										BORN: 10/3/1999 in Santo Domingo Este, DR										
WEIGHT: 180	THROWS: R										RESIDES: Santo Domingo Este, DR										
ORIGINALLY SIGNED BY: Braves as an undrafted free agent, July 2, 2016.																					
HOW OBTAINED: Signed as a minor league free agent, December 8, 2017.																					
YEAR	TEAM	AVG	G	AB	R	H	2B	3B	HR	RBI	SH	SF	HB	BB	SO	SB	CS	OBP	OPS		
2017	DSL Braves	.189	10	37	6	7	2	1	0	2	0	0	1	8	6	0	0	.348	.645		
	GCL Braves	.286	48	189	27	54	17	2	3	27	0	0	1	16	61	0	1	.345	.789		
<b>Minor League Totals</b>		<b>.270</b>	<b>58</b>	<b>226</b>	<b>33</b>	<b>61</b>	<b>19</b>	<b>3</b>	<b>3</b>	<b>29</b>	<b>0</b>	<b>0</b>	<b>2</b>	<b>24</b>	<b>67</b>	<b>0</b>	<b>1</b>	<b>.345</b>	<b>.766</b>		

## SILVA, RAINIS ANTONIO

CATCHER

HEIGHT: 6-1	BATS: R										BORN: 3/20/1996 in Barquisimeto, VZ										
WEIGHT: 196	THROWS: R										RESIDES: Barquisimeto, VZ										
SIGNED BY: Jose Leon																					
SCHOOL: --																					
HOW OBTAINED: Signed as an undrafted free agent, July 9, 2012.																					
2016: Spent entire season with Single-A Cedar Rapids...transferred to Elizabethton May 26...placed on disabled list July 28 with a fractured finger; reinstated August 18.																					

YEAR	TEAM	AVG	G	AB	R	H	2B	3B	HR	RBI	SH	SF	HB	BB	SO	SB	CS	OBP	OPS
2013	DSL Twins	.223	45	148	15	33	4	0	0	15	1	3	2	13	33	1	1	.289	.539
2014	GCL Twins	.270	41	152	11	41	9	1	0	20	0	2	0	6	25	0	0	.294	.636
2015	Cedar Rapids	.227	11	44	4	10	3	0	0	2	0	0	0	3	9	0	0	.277	.572
	Elizabethton	.230	32	113	14	26	5	0	2	10	0	1	2	11	33	0	0	.307	.634
2016	Cedar Rapids	.230	37	126	20	29	3	0	0	12	0	0	1	11	32	0	0	.297	.551
2017	Elizabethton	.356	30	101	16	36	4	1	1	7	2	2	1	17	8	1	0	.446	.892
<b>Minor League Totals</b>		<b>.256</b>	<b>196</b>	<b>684</b>	<b>80</b>	<b>175</b>	<b>28</b>	<b>2</b>	<b>3</b>	<b>66</b>	<b>3</b>	<b>8</b>	<b>6</b>	<b>61</b>	<b>140</b>	<b>2</b>	<b>1</b>	<b>.319</b>	<b>.635</b>

## SOTO, FREDDERI ARCIDES CORDERO

PITCHER

HEIGHT: 5-11	BATS: L										BORN: 6/29/1998 in Bani, DR										
WEIGHT: 175	THROWS: L										RESIDES: Bani, DR										
SIGNED BY: Luis Lajara																					
SCHOOL: --																					
HOW OBTAINED: Signed as an undrafted free agent, January 8, 2015.																					

YEAR	TEAM	W-L	ERA	G	GS	CG	SH	SV	IP	H	R	ER	HR	HB	BB	SO	WP	K/9	BAA
2015	DSL Twins	1-0	2.33	11	0	0	0	0	19.1	23	12	5	1	1	8	21	4	9.8	.295
2016	DSL Twins	2-2	4.26	23	0	0	0	4	38.0	37	24	18	4	2	17	15	3	3.6	.264
2017	DSL Twins	1-1	1.34	15	10	0	0	0	53.2	47	12	8	0	1	10	28	2	4.7	.234
<b>Minor League Totals</b>		<b>4-3</b>	<b>2.51</b>	<b>49</b>	<b>10</b>	<b>0</b>	<b>0</b>	<b>4</b>	<b>111.0</b>	<b>107</b>	<b>48</b>	<b>31</b>	<b>5</b>	<b>4</b>	<b>35</b>	<b>64</b>	<b>9</b>	<b>5.2</b>	<b>.255</b>

## STASHAK, CODY WILLIAM

PITCHER

HEIGHT: 6-2	BATS: R										BORN: 6/4/1994 in Somers Point, NJ										
WEIGHT: 180	THROWS: R										RESIDES: Mays Landing, NJ										
SIGNED BY: John Wilson																					
SCHOOL: St. John's University (NY)																					
HOW OBTAINED: Selected by Twins in 13th round of 2015 First-Year Player Draft.																					

2017: Started season with Single-A Ft. Myers...placed on disabled list twice: May 22 with a right oblique strain and July 25 with right shoulder impingement...made rehab appearances with GCL Twins...reinstated August 25 and transferred to Double-A Chattanooga...2016: Split time between Single-A Cedar Rapids and Single-A Ft. Myers...combined to go 10-5, 2.80 ERA (122.0 IP, 38 ER) between two levels...pitched 8.0 one-hit innings in 1-0 victory over Wisconsin July 7...eight wins in Cedar Rapids led team...transferred to Fort Myers August 4...placed on disabled list August 15 to August 24...did not allow a run over final 13.2 innings with the Miracle...2015: Made his professional debut with Rookie Elizabethton in the starting rotation...allowed one run in his first three starts (15.0 IP)...placed on disabled list August 2 with a right shoulder injury; reinstated August 11...did not allow an earned run in his two starts following reinstatement (10.0 IP), then allowed 10 runs in final two starts of the season (4.2 IP)...PERSONAL: Played his junior season for St. John's University where he went 7-4, 3.57 ERA (85.2 IP, 34 ER) with 69 strikeouts...attended Cumberland County College from 2013-14 and was a Third-Team NCAA Division III All-American and First-Team All-Region XIX selection as a sophomore...made 27 appearances, including 21 starts, in two seasons with the Dukes...went 16-5 with one save and a 2.92 ERA...tossed two no-hitters and seven complete games...totaled 130 strikeouts in 129.1 innings...also hit .359 (124-for-345) with 23 doubles, seven triples, seven home runs and 91 RBI in 104 games...helped squad win 2014 Region XIX Championship and finish second at 2014 NCAA Division III World Series...team reached No. 1 in national rankings and finished 2014 season with a 49-10 record...graduated from Oakcrest (NJ) High School where he was a three-time Cape-Atlantic League All-American Conference selection for the Falcons...was a Third-Team All-State honoree as a senior...earned First-Team All-Group 3, First-Team All-South Jersey and First-Team All-American Conference honors as a senior...was a Second-Team All-American Conference choice as a junior...earned honorable mention All-American Conference accolades as a sophomore.

YEAR	TEAM	W-L	ERA	G	GS	CG	SH	SV	IP	H	R	ER	HR	HB	BB	SO	WP	K/9	BAA
2015	Elizabethton	5-2	3.43	10	10	0	0	0	44.2	39	19	17	4	2	11	53	3	10.7	.234
2016	Cedar Rapids	8-5	3.16	18	17	0	0	1	105.1	90	38	37	4	3	30	80	7	6.8	.233
	Ft. Myers	2-0	0.54	3	3	0	0	0	16.2	13	1	1	0	0	3	10	0	5.4	.217
2017	Ft. Myers	3-4	3.89	16	16	0	0	0	83.1	72	40	36	7	4	20	72	5	7.8	.236
	GCL Twins	1-0	3.18	3	0	0	0	0	5.2	5	2	2	0	1	0	8	0	12.7	.238
	Chattanooga	0-0	0.00	3	0	0	0	0	6.0	4	0	0	0	0	10	0	15.0	.190	
<b>Minor League Totals</b>		<b>19-11</b>	<b>3.20</b>	<b>53</b>	<b>46</b>	<b>0</b>	<b>0</b>	<b>1</b>	<b>261.2</b>	<b>223</b>	<b>100</b>	<b>93</b>	<b>15</b>	<b>10</b>	<b>64</b>	<b>233</b>	<b>15</b>	<b>8.0</b>	<b>.232</b>

## STASSI, BROCK

INFIELDER

SEE PAGE 146



**STEELE, KEATON DAVID**

**PITCHER**

**HEIGHT:** 6-3  
**WEIGHT:** 223

**BATS:** R  
**THROWS:** R  
**SCHOOL:** University of Missouri

**BORN:** 10/30/91 in St. Joseph, MO  
**RESIDES:** St. Joseph, MO

**SIGNED BY:** J.R. DiMercurio

**HOW OBTAINED:** Selected by Twins in 8th round of 2014 First-Year Player Draft.

**2017:** Began season with Single-A Ft. Myers...on disabled list August 14-23 with a right groin strain...transferred to Double-A Chattanooga August 23...**2016:** Spent entire season with Single-A Ft. Myers...allowed one hit over 7.0 innings in 5-0 win over Charlotte April 29...led team in starts, innings pitched and strikeouts...**2015:** Spent entire season with Single-A Cedar Rapids, primarily in the starting rotation...tossed 9.0 shutout innings June 18, allowing six hits and no walks with seven strikeouts...named the Midwest League Pitcher of the Week following that start...placed on the disabled list June 29; reinstated July 20...made two postseason starts, striking out nine and allowing one run on two hits in 8.0 innings September 12 and a 7.0 inning outing September 19 allowing one run on four hits with five strikeouts...**2014:** Began his first professional season with Rookie Elizabethton where he tied a team-high making 19 relief appearances...pitched more than 1.0 inning in 10 games...had season-best monthly ERA in final month, August, where he allowed only three earned runs in 14.1 innings (1.88 ERA)...**PERSONAL:** Was a two-way player at Missouri...named a 2013 First-Team All-SEC at the DH spot after hitting .276 with five homers, 24 RBI and 22 runs scored; compiled a 2.83 ERA with a 5-3 record in 63.2 innings on the mound...ranked fourth in the SEC with nine saves while posting a 3.07 ERA (67.1 IP, 23 ER) and led the team with a 3.1 strikeout-to-walk ratio (56 K, 18 BB)...spent the majority of the 2014 season as the University of Missouri closer, making 22 relief appearances that season as a redshirt junior...also made three starts in 2014, two of which were complete game shutouts and the other he pitched into the ninth inning...played for Iowa Western Community College in 2012 where he hit .430 with four home runs and was named the MVP of the NCAA National Tournament...was originally selected by Kansas City in the 40th round of the 2013 Draft and was also drafted by Tampa Bay in the 29th round of the 2012 Draft.

YEAR	TEAM	W-L	ERA	G	GS	CG	SH	SV	IP	H	R	ER	HR	HB	BB	SO	WP	K/9	BAA
2014	Elizabethton	2-1	2.93	19	0	0	0	0	30.2	30	12	10	1	0	9	33	6	9.7	.254
2015	Cedar Rapids	7-4	3.41	15	14	0	0	0	89.2	80	37	34	6	4	21	60	3	6.0	.242
2016	Ft. Myers	8-11	3.60	23	23	1	0	0	132.1	137	61	53	3	1	40	85	6	5.8	.267
2017	Ft. Myers	2-6	5.24	17	8	0	0	0	56.2	75	35	33	5	2	14	30	4	4.8	.323
	Chattanooga	0-0	1.29	4	0	0	0	1	7.0	7	3	1	0	0	2	3	1	3.9	.280
<b>Minor League Totals</b>		<b>19-22</b>	<b>3.73</b>	<b>78</b>	<b>45</b>	<b>1</b>	<b>0</b>	<b>1</b>	<b>316.1</b>	<b>329</b>	<b>148</b>	<b>131</b>	<b>15</b>	<b>7</b>	<b>86</b>	<b>211</b>	<b>20</b>	<b>6.0</b>	<b>.270</b>

**STEWART, KOHL ROBERT**

**PITCHER**

**HEIGHT:** 6-3  
**WEIGHT:** 210

**BATS:** R  
**THROWS:** R  
**SCHOOL:** St. Pius X (TX) High School

**BORN:** 10/7/1994 in Houston, TX  
**RESIDES:** Tomball, TX

**SIGNED BY:** Greg Runser

**HOW OBTAINED:** Selected by Twins in 1st round (4th overall) of 2013 First-Year Player Draft.

**2017:** Spent majority of the season with Double-A Chattanooga...spent two stints on disabled list, May 8-June 29 and August 22-end of the season, both times with left knee tendinitis...**2016:** Split time between Single-A Fort Myers and Double-A Chattanooga...combined to go 12-8, 2.88 ERA (143.2 IP, 46 ER) between two levels...began season with Fort Myers before being transferred to Chattanooga May 31...placed on 7-day disabled list August 27 to September 3 with right biceps tendinitis (retro to August 26)...8-4, 2.58 ERA (73.1 IP, 21 ER) in second half...named seventh best prospect in Twins organization by *Baseball America* following the season...**2015:** Spent entire season in the Single-A Ft. Myers starting rotation...placed on the disabled list April 22 with right elbow inflammation; reinstated May 11...tossed first career complete game with a 7.0 inning outing, allowing two runs on six hits, no walks and two strikeouts August 18...in his final five starts went 3-1, 1.95 ERA (32.1 IP, 7 ER) with 10 walks and 19 strikeouts...finished the season with the eighth lowest ERA in the Florida State League and the most innings among Miracle pitchers...rated as the eighth best prospect in the Twins system by *Baseball America* following the season...**2014:** Spent the entire season with Single-A Cedar Rapids...selected to the Midwest League Mid-Season All-Star team...placed on the 7-day disabled list with a right shoulder impingement July 25; activated August 13...in his second start back, pulled in the second inning as a precaution, August 19...finished the season on the DL...allowed two runs or less in 17 of his 19 starts...went 3-4, 1.81 ERA (38.1 IP, 12 ER) in 13 night starts compared to a 0-1, 4.28 ERA (27.1 IP, 13 ER) during the day...rated as the best pitching prospect in the Midwest League by *Baseball America's* Best Tools survey and as the fourth best prospect in the Twins organization entering 2015 by the same publication...ranked the 36th best prospect in baseball by MLB.com entering 2015...**2013:** Began his first professional season with the GCL Twins where he made three starts and three relief appearances...did not allow more than one earned run in any appearance...transferred to Rookie Elizabethton August 17 and made one start for the E-Twins...**PERSONAL:** Gatorade's 2013 Texas High School Player of the Year after going 5-1, 0.18 ERA and clubbing 10 home runs at the plate for St. Pius X...also was school's quarterback on the football team...turned down a football and baseball scholarship at Texas A&M University to sign with Twins.

YEAR	TEAM	W-L	ERA	G	GS	CG	SH	SV	IP	H	R	ER	HR	HB	BB	SO	WP	K/9	BAA
2013	GCL Twins	0-0	1.69	6	3	0	0	0	16.0	12	7	3	0	1	3	16	1	9.0	.188
	Elizabethton	0-0	0.00	1	1	0	0	0	4.0	1	0	0	0	1	1	8	0	18.0	.077
2014	Cedar Rapids	3-5	2.59	19	19	0	0	0	87.0	75	36	25	4	7	24	62	6	6.4	.233
2015	Ft. Myers	7-8	3.20	22	22	1	0	0	129.1	134	63	46	2	6	45	71	12	4.9	.273
2016	Ft. Myers	3-2	2.61	9	9	0	0	0	51.2	39	19	15	2	2	19	44	2	7.7	.207
	Chattanooga	9-6	3.03	16	16	1	0	0	92.0	91	40	31	4	6	44	47	6	4.6	.265
2017	Rochester	1-0	7.20	1	1	0	0	0	5.0	7	4	4	1	1	1	5	1	9.0	.333
	Chattanooga	5-6	4.09	16	16	0	0	0	77.0	72	41	35	4	4	45	52	13	6.1	.253
<b>Minor League Totals</b>		<b>28-27</b>	<b>3.10</b>	<b>90</b>	<b>87</b>	<b>2</b>	<b>0</b>	<b>0</b>	<b>462.0</b>	<b>431</b>	<b>210</b>	<b>159</b>	<b>17</b>	<b>28</b>	<b>182</b>	<b>305</b>	<b>41</b>	<b>5.9</b>	<b>.249</b>

**SUNIAGA, CARLOS ALEJANDRO**

**PITCHER**

**HEIGHT:** 6-2  
**WEIGHT:** 193

**BATS:** R  
**THROWS:** R  
**SCHOOL:** --

**BORN:** 5/26/1997 in Margarita, VZ  
**RESIDES:** La Asuncion, VZ

**SIGNED BY:** Jose Leon

**HOW OBTAINED:** Signed as an undrafted free agent, September 19, 2014.

**2017:** Led the GCL in ERA, was third with a 1.00 WHIP and a .208 opponent average...**2016:** Spent entire season with DSL Twins...led team in wins...**2015:** Spent his first professional season with the DSL Twins.

YEAR	TEAM	W-L	ERA	G	GS	CG	SH	SV	IP	H	R	ER	HR	HB	BB	SO	WP	K/9	BAA
2015	DSL Twins	2-1	6.48	23	0	0	0	2	50.0	71	37	36	6	0	6	35	9	6.3	.329
2016	DSL Twins	7-3	2.03	16	6	0	0	1	57.2	45	18	13	0	1	13	58	4	9.1	.209
2017	Elizabethton	0-0	0.00	1	0	0	0	0	3.1	1	0	0	0	0	0	4	0	10.8	.083
	GCL Twins	4-0	1.69	11	6	0	0	1	48.0	36	11	9	2	6	12	38	4	7.1	.208
<b>Minor League Totals</b>		<b>13-4</b>	<b>3.28</b>	<b>51</b>	<b>12</b>	<b>0</b>	<b>0</b>	<b>4</b>	<b>159.0</b>	<b>153</b>	<b>66</b>	<b>58</b>	<b>8</b>	<b>7</b>	<b>31</b>	<b>135</b>	<b>17</b>	<b>7.6</b>	<b>.248</b>

MINOR LEAGUES



**TADEMO, VICTOR MANUEL** **INFIELDER**

**HEIGHT:** 6-1 **BATS:** R **BORN:** 7/9/1999 in Valle de la Pascua, VZ  
**WEIGHT:** 170 **THROWS:** R **RESIDES:** Valle de la Pascua, VZ  
**SIGNED BY:** Marlon Nava **SCHOOL:** --

**HOW OBTAINED:** Signed as an undrafted free agent, September 30, 2015.  
**2016:** Spent his first professional season with the DSL Twins...led team in doubles and finished second in batting average.

YEAR	TEAM	AVG	G	AB	R	H	2B	3B	HR	RBI	SH	SF	HB	BB	SO	SB	CS	OBP	OPS
2016	DSL Twins	.311	51	177	42	55	16	1	1	22	0	1	4	19	22	21	4	.388	.817
2017	GCL Twins	.199	47	151	20	30	4	2	2	22	1	3	3	11	53	5	2	.262	.553
<b>Minor League Totals</b>		<b>.259</b>	<b>98</b>	<b>328</b>	<b>62</b>	<b>85</b>	<b>20</b>	<b>3</b>	<b>3</b>	<b>44</b>	<b>1</b>	<b>4</b>	<b>7</b>	<b>30</b>	<b>75</b>	<b>26</b>	<b>6</b>	<b>.331</b>	<b>.696</b>

**TENG, KAI WEI** **PITCHER**

**HEIGHT:** 6-4 **BATS:** R **BORN:** 12/1/1998 in Taichung, Taiwan  
**WEIGHT:** 220 **THROWS:** R **RESIDES:** Taichung, Taiwan  
**SIGNED BY:** Cary Broder **SCHOOL:** --

**HOW OBTAINED:** Signed as an undrafted free agent, October 20, 2017

YEAR	TEAM	W-L	ERA	G	GS	CG	SH	SV	IP	H	R	ER	HR	HB	BB	SO	WP	K/9	BAA
2018 will be first professional season.																			

**THEOFANOPOULOS, MICHAEL VASILIOS** **PITCHER**

**HEIGHT:** 6-1 **BATS:** L **BORN:** 8/5/1992 in Walnut Creek, CA  
**WEIGHT:** 185 **THROWS:** L **RESIDES:** Pleasanton, CA  
**SIGNED BY:** Elliot Strankman **SCHOOL:** University of California - Berkeley

**HOW OBTAINED:** Selected by Twins in 30th round of 2014 First-Year Player Draft.

**2017:** Spent entire season with Single-A Ft. Myers...had the fourth highest K/9.0 IP rate in the Florida State League, posting a 10.34 ratio...**2016:** Split time between Single-A Cedar Rapids and Single-A Ft. Myers...Went 5-3, 2.20 ERA (65.1 IP, 16 ER) across 44 relief appearances between two levels...Began season with Cedar Rapids before being assigned to Ft. Myers on June 20...went eight appearances (8.2 IP) without allowing a run between Cedar Rapids and Ft. Myers June 11 to July 2...**2015:** Spent entire season with Single-A Cedar Rapids...made 36 straight relief appearances and finished the season with one start...led the Kernels in appearances and led relievers in innings pitched...**2014:** Spent his first professional season with the GCL Twins, making five starts and six relief appearances...went 0-2, 6.46 ERA (15.1 IP, 11 ER) as a starter compared to a 2-1, 1.46 ERA (12.1 IP, 2 ER) as a reliever...**PERSONAL:** Attended Cal Berkeley from 2011-14 where he posted a 5.02 ERA (104.0 IP, 58 ER) with 58 walks and 77 strikeouts on the mound...also hit .283 (15-for-53) for the Bears...as a senior in 2015 was named honorable mention Pac-12 All-Academic...was 4-2 with a 3.26 ERA and 40 strikeouts in 34.1 innings as a junior at Foothill (CA) High School, earning Second-Team All-League honors...was a two-year high school team captain and helped pitch the Danville Hoots to the Connie Mack World Series in the summer of 2009.

YEAR	TEAM	W-L	ERA	G	GS	CG	SH	SV	IP	H	R	ER	HR	HB	BB	SO	WP	K/9	BAA
2014	GCL Twins	2-3	4.23	11	5	0	0	0	27.2	35	27	13	2	1	10	30	5	9.8	.292
2015	Cedar Rapids	5-3	3.82	37	1	0	0	1	68.1	68	31	29	3	2	29	74	9	9.7	.266
2016	Cedar Rapids	3-0	1.67	21	0	0	0	2	32.1	18	8	6	1	0	16	45	4	12.5	.153
	Ft. Myers	2-3	2.73	23	0	0	0	1	33.0	24	10	10	2	4	18	39	9	10.6	.205
2017	Ft. Myers	5-2	3.76	37	0	0	0	2	67.0	62	28	28	4	3	24	77	4	10.3	.245
<b>Minor League Totals</b>		<b>17-11</b>	<b>3.39</b>	<b>129</b>	<b>6</b>	<b>0</b>	<b>0</b>	<b>6</b>	<b>228.1</b>	<b>207</b>	<b>104</b>	<b>86</b>	<b>12</b>	<b>10</b>	<b>97</b>	<b>265</b>	<b>31</b>	<b>10.4</b>	<b>.240</b>

**THORPE, LEWIS JAMES** **LEFT-HANDED PITCHER**

SEE PAGE 148

**TOLEDO, JESUS ALEJANDRO** **PITCHER**

**HEIGHT:** 5-11 **BATS:** L **BORN:** 8/25/1999 in San Juan de los Morros, VZ  
**WEIGHT:** 170 **THROWS:** L **RESIDES:** San Juan de los Morros, VZ  
**SIGNED BY:** Marlon Nava **SCHOOL:** --

**HOW OBTAINED:** Signed as an undrafted free agent, July 8, 2016.

YEAR	TEAM	W-L	ERA	G	GS	CG	SH	SV	IP	H	R	ER	HR	HB	BB	SO	WP	K/9	BAA
2017	DSL Twins	4-1	2.38	14	9	0	0	0	45.1	40	14	12	1	8	17	30	5	6.0	.248
<b>Minor League Totals</b>		<b>4-1</b>	<b>2.38</b>	<b>14</b>	<b>9</b>	<b>0</b>	<b>0</b>	<b>0</b>	<b>45.1</b>	<b>40</b>	<b>14</b>	<b>12</b>	<b>1</b>	<b>8</b>	<b>17</b>	<b>30</b>	<b>5</b>	<b>6.0</b>	<b>.248</b>

**TORRES, FRANDY** **PITCHER**

**HEIGHT:** 5-10 **BATS:** R **BORN:** 8/4/1994 in Mao, DR  
**WEIGHT:** 160 **THROWS:** R **RESIDES:** Mao, DR  
**SIGNED BY:** Eduardo Soriano **SCHOOL:** --

**HOW OBTAINED:** Signed as an undrafted free agent, May 30, 2016.

**2017:** Spent second professional season with the DSL Twins...led the team in wins and second in ERA.

YEAR	TEAM	W-L	ERA	G	GS	CG	SH	SV	IP	H	R	ER	HR	HB	BB	SO	WP	K/9	BAA
2016	DSL Twins	1-0	1.80	17	0	0	0	5	30.0	21	6	6	0	1	12	29	3	8.7	.198
2017	DSL Twins	6-0	0.72	23	0	0	0	10	37.2	25	9	3	0	6	13	34	2	8.1	.194
<b>Minor League Totals</b>		<b>7-0</b>	<b>1.20</b>	<b>40</b>	<b>0</b>	<b>0</b>	<b>0</b>	<b>15</b>	<b>67.2</b>	<b>46</b>	<b>15</b>	<b>9</b>	<b>0</b>	<b>7</b>	<b>25</b>	<b>63</b>	<b>5</b>	<b>8.4</b>	<b>.196</b>

**URDANETA, NOMAR ENRIQUE** **INFIELDER**

**HEIGHT:** 6-0 **BATS:** S **BORN:** 11/18/2000 in Barquisimeto, VZ  
**WEIGHT:** 175 **THROWS:** R **RESIDES:** Barquisimeto, VZ  
**SIGNED BY:** Jose Leon **SCHOOL:** --

**HOW OBTAINED:** Signed as an undrafted free agent, July 13, 2017.

YEAR	TEAM	AVG	G	AB	R	H	2B	3B	HR	RBI	SH	SF	HB	BB	SO	SB	CS	OBP	OPS
2018 will be first professional season.																			



## UREÑA, ESTAMY GABRIEL

INFIELDER

HEIGHT: 6-0

BATS: R

BORN: 5/27/1999 in Santo Domingo, DR

WEIGHT: 175

THROWS: R

RESIDES: Santo Domingo Este, DR

SIGNED BY: Fred Guerrero

SCHOOL: --

HOW OBTAINED: Signed as an undrafted free agent, July 2, 2016.

YEAR	TEAM	AVG	G	AB	R	H	2B	3B	HR	RBI	SH	SF	HB	BB	SO	SB	CS	OBP	OPS
2017	DSL Twins	.306	46	173	32	53	7	3	3	36	0	5	1	19	26	4	4	.369	.803
Minor League Totals		.306	46	173	32	53	7	3	3	36	0	5	1	19	26	4	4	.369	.803

## VALDEZ, WANDER

INFIELDER

HEIGHT: 6-2

BATS: R

BORN: 11/22/1999 in Peravia, DR

WEIGHT: 185

THROWS: R

RESIDES: Peravia, DR

SIGNED BY: Luis Lajara

SCHOOL: --

HOW OBTAINED: Signed as an undrafted free agent, July 2, 2016.

YEAR	TEAM	AVG	G	AB	R	H	2B	3B	HR	RBI	SH	SF	HB	BB	SO	SB	CS	OBP	OPS
2017	DSL Twins	.263	49	167	32	44	12	4	1	22	0	3	2	21	37	4	2	.347	.748
Minor League Totals		.263	49	167	32	44	12	4	1	22	0	3	2	21	37	4	2	.347	.748

## VAN STEENSEL, TODD BERTRAM

PITCHER

HEIGHT: 6-1

BATS: R

BORN: 1/14/1991 in Sydney New South Wales, AUS

WEIGHT: 215

THROWS: R

RESIDES: Blacktown New South Wales, AUS

ORIGINALLY SIGNED BY: Phillies as an undrafted free agent, 1/16/08.

SCHOOL: --

HOW OBTAINED: Signed as a minor league free agent, February 6, 2014.

2017: Spent entire season in the Double-A Chattanooga bullpen...on disabled list May 17-24 with a right groin strain...finished with a .207 opponent average and 11.05 rate of fewest baserunners/9.0 IP, both fourth best in the Southern League...his 9.05 K/9.0 IP was fifth best in the SL...2016: Split season between Single-A Fort Myers and Double-A Chattanooga...went 5-2, 3.30 ERA (62.2 IP, 23 ER) in 44 relief appearances between two levels...began season with Fort Myers and was named Florida State League Mid-Season All-Star for second consecutive year...assigned to Chattanooga on August 18...2015: Spent entire season with Single-A Ft. Myers as the Miracle closer...named a Florida State League Midseason All-Star after going 8-for-10 in save opportunities with a 1.79 ERA (40.1 IP, 8 ER) in 24 appearances pre-ASG...converted 13-of-16 save opportunities, which were fifth in the Twins minor league system...finished second in the Florida State League in strikeouts-per-9.0 IP (11.05), tied third in appearances (46) and fourth in games finished (29)...2014: Started season with Single-A Cedar Rapids...notched a team-high eight saves despite appearing in only 23 games...allowed just two earned runs in his last 15.2 innings with the Kernels...named Twins minor league Player of the Week June 13; didn't allow an earned run over 3.1 innings with five strikeouts and two saves...promoted to Single-A Ft. Myers July 7 where he finished the year...three of his four earned runs he allowed for the Miracle were in his third appearance with the club...surrendered just one earned run in his final 20.2 innings...combined 1.39 ERA (58.1 IP, 9 ER) was second best in the entire Twins organization...PERSONAL: Has represented Australia in the Australian Challenge, 2014 21U Baseball World Cup and 2017 World Baseball Classic qualifying round...played for Sydney Blue Sox of the Australian Baseball League 2010-2015.

YEAR	TEAM	W-L	ERA	G	GS	CG	SH	SV	IP	H	R	ER	HR	HB	BB	SO	WP	K/9	BAA
2009	GCL Phillies	2-1	5.83	12	5	0	0	0	29.1	38	21	19	3	2	8	29	3	8.9	.314
2010	DID NOT PLAY																		
2011	Elizabethton	5-2	5.68	13	10	0	0	0	57.0	60	40	36	10	3	17	58	6	9.2	.263
2012	Corendon Kinheim	0-0	2.79	6	0	0	0	0	9.2	10	3	3	1	1	1	12	1	11.2	--
2013	DID NOT PLAY																		
2014	Cedar Rapids	0-0	1.30	23	0	0	0	8	34.2	23	5	5	4	4	9	45	2	11.7	.189
	Ft. Myers	1-0	1.52	16	0	0	0	1	23.2	15	4	4	0	0	15	26	3	9.9	.181
2015	Ft. Myers	2-4	2.32	46	0	0	0	13	66.0	53	17	17	5	4	32	81	7	11.0	.223
2016	Ft. Myers	4-2	3.46	39	0	0	0	5	54.2	48	25	21	1	3	27	50	4	8.2	.238
	Chattanooga	1-0	2.25	5	0	0	0	0	8.0	6	2	2	1	0	2	7	1	7.9	.207
2017	Chattanooga	5-3	1.38	36	0	0	0	0	58.2	42	9	9	0	5	25	59	5	9.1	.207
Minor League Totals		20-12	3.06	190	15	0	0	27	332.0	285	123	113	24	21	135	355	31	9.6	.232

## VASQUEZ, ANDREW JUDE

PITCHER

HEIGHT: 6-6

BATS: L

BORN: 9/14/1993 in Riverside, CA

WEIGHT: 228

THROWS: L

RESIDES: Alta Loma, CA

SIGNED BY: Taylor Cameron

SCHOOL: Westmont College (CA)

HOW OBTAINED: Selected by Twins in 32nd round of 2015 First-Year Player Draft.

2017: Split time between Single-A Cedar Rapids and Single-A Ft. Myers...began season with Cedar Rapids...transferred to Ft. Myers June 1...2016: Split time between Rookie Elizabethton and Single-A Ft. Myers...combined to go 3-0, 1.41 ERA (38.1 IP, 6 ER) in 17 appearances between levels...began season at Elizabethton, throwing 9.0 scoreless innings across his first four appearances before giving up a run in the second inning of his final outing...assigned to Cedar Rapids on July 7...did not allow an earned run in his final six regular season outings, spanning 12.2 innings...earned a win in his only postseason appearance, tossing 4.0 one-hit shutout innings September 10 vs. Clinton...2015: Began professional career with the GCL Twins, making 12 relief appearances...PERSONAL: Attended Westmont College (CA) where he went 7-1, 3.06 ERA in his senior season for the Warriors...led the Warriors in strikeouts with 124 and held opponents to a .152 batting average.

YEAR	TEAM	W-L	ERA	G	GS	CG	SH	SV	IP	H	R	ER	HR	HB	BB	SO	WP	K/9	BAA
2015	GCL Twins	0-0	2.92	12	0	0	0	0	12.1	10	10	4	0	4	15	22	7	16.1	.222
2016	Elizabethton	2-0	0.90	4	0	0	0	0	10.0	6	2	1	0	2	4	15	1	13.5	.182
	Cedar Rapids	1-0	1.59	13	0	0	0	1	28.1	13	7	5	0	4	12	36	2	11.4	.134
2017	Cedar Rapids	1-0	1.61	14	0	0	0	0	22.1	15	4	4	0	1	10	33	1	13.3	.190
	Ft. Myers	3-1	1.51	23	0	0	0	2	35.2	32	9	6	0	6	11	52	0	13.1	.241
Minor League Totals		7-1	1.66	66	0	0	0	3	108.2	76	32	20	0	17	52	158	11	13.1	.196

MINOR LEAGUES



**VASQUEZ, SAMUEL ELIAS**

**OUTFIELDER**

**HEIGHT:** 5-9  
**WEIGHT:** 160  
**SIGNED BY:** Manuel Luciano  
**HOW OBTAINED:** Signed as an undrafted free agent, October 2, 2015.

**BATS:** L  
**THROWS:** L  
**SCHOOL:** --

**BORN:** 1/15/1997 in Santiago de los Caballeros, DR  
**RESIDES:** Moca, Espaillat, DR

2016: Began professional career with the DSL Twins.

YEAR	TEAM	AVG	G	AB	R	H	2B	3B	HR	RBI	SH	SF	HB	BB	SO	SB	CS	OBP	OPS
2016	DSL Twins	.181	49	138	25	25	4	3	0	11	2	2	4	15	35	8	4	.277	.531
2017	DSL Twins	.301	51	166	44	50	4	3	2	17	4	0	2	24	34	26	12	.396	.794
<b>Minor League Totals</b>		<b>.247</b>	<b>100</b>	<b>304</b>	<b>69</b>	<b>75</b>	<b>8</b>	<b>6</b>	<b>2</b>	<b>28</b>	<b>6</b>	<b>2</b>	<b>6</b>	<b>39</b>	<b>69</b>	<b>34</b>	<b>16</b>	<b>.342</b>	<b>.674</b>

**WADE, LAMONTE AARON**

**OUTFIELDER**

SEE PAGE 151

**WALKER, RYAN JOEL**

**SHORTSTOP**

**HEIGHT:** 6-1  
**WEIGHT:** 162  
**SIGNED BY:** Marty Esposito  
**HOW OBTAINED:** Selected by Twins in 18th round of 2013 First-Year Player Draft.

**BATS:** L  
**THROWS:** R  
**SCHOOL:** University of Texas at Arlington

**BORN:** 3/26/1992 in Arlington, TX  
**RESIDES:** Arlington, TX

2017: Began season with Double-A Chattanooga...12 stolen bases were second on the team behind only Nick Gordon's 13...transferred to Triple-A Rochester August 31 and finished season with Red Wings...2016: Split season between Single-A Fort Myers and Double-A Chattanooga...combined to bat .271 (103-for-380) with two home runs and 34 RBI between levels...Began season at Fort Myers before assignment to Chattanooga May 4...suffered broken right hand August 29 and missed remainder of season...2015: Began season on the disabled list after an appendectomy April 1; reinstated May 23...spent entire season with Single-A Ft. Myers as the Miracle primary second baseman...2014: Spent the entire season with Single-A Cedar Rapids...played 39 games at second base and 31 at shortstop...PERSONAL: Played three seasons for UT Arlington...named Louisville Slugger Freshman All-American team...named Second-Team All-Southland Conference and was a member of the pre-season All-Southland Conference team...was a two-year varsity letterwinner at Arlington Martin High School...named First-Team All-District shortstop...batted .444 as a senior and .513 as a junior.

YEAR	TEAM	AVG	G	AB	R	H	2B	3B	HR	RBI	SH	SF	HB	BB	SO	SB	CS	OBP	OPS
2013	Elizabethton	.267	42	135	18	36	4	0	1	14	0	3	0	17	27	4	1	.342	.661
	Cedar Rapids	.250	6	20	3	5	1	0	0	2	1	0	1	0	4	0	0	.286	.586
2014	Cedar Rapids	.239	76	268	38	64	8	4	0	24	1	5	1	23	60	9	3	.296	.595
2015	Ft. Myers	.269	83	301	32	81	7	3	0	23	6	6	2	19	53	9	6	.311	.623
2016	Ft. Myers	.262	24	84	10	22	0	2	0	4	0	0	0	10	20	1	1	.340	.650
	Chattanooga	.274	83	296	49	81	10	4	2	30	3	3	4	32	63	13	5	.349	.704
2017	Chattanooga	.234	108	376	48	88	13	6	3	35	0	5	4	51	85	12	4	.328	.652
	Rochester	.000	2	3	0	0	0	0	0	0	0	0	0	0	0	0	0	.000	.000
<b>Minor League Totals</b>		<b>.254</b>	<b>424</b>	<b>1483</b>	<b>198</b>	<b>377</b>	<b>43</b>	<b>19</b>	<b>6</b>	<b>132</b>	<b>11</b>	<b>22</b>	<b>12</b>	<b>152</b>	<b>312</b>	<b>48</b>	<b>20</b>	<b>.324</b>	<b>.645</b>

**WALTNER, COLTON**

**CATCHER**

**HEIGHT:** 6-2  
**WEIGHT:** 185  
**SIGNED BY:** John Leavitt  
**HOW OBTAINED:** Selected by Twins in 21st round of 2017 First-Year Player Draft.

**BATS:** R  
**THROWS:** R  
**SCHOOL:** University San Diego

**BORN:** 8/13/1995 in Thousand Oaks, CA  
**RESIDES:** Newbury Park, CA

2017: Spent the entire season with Rookie Elizabethton...AMATEUR CAREER: Played three seasons for University of San Diego...started all 54 games in redshirt junior season in centerfield, hit .290 with one home run and 24 RBI...named to second team All-WCC as a sophomore in 2015...PERSONAL: Varsity letters in all four years at Newbury Park High School (CA), named an All-Marmonte League selection as a senior after hitting .379 with 13 RBI, four home runs, three triples and six doubles.

YEAR	TEAM	AVG	G	AB	R	H	2B	3B	HR	RBI	SH	SF	HB	BB	SO	SB	CS	OBP	OPS
2017	Elizabethton	.234	19	64	15	15	5	0	1	9	0	0	1	16	12	2	1	.395	.754
<b>Minor League Totals</b>		<b>.234</b>	<b>19</b>	<b>64</b>	<b>15</b>	<b>15</b>	<b>5</b>	<b>0</b>	<b>1</b>	<b>9</b>	<b>0</b>	<b>0</b>	<b>1</b>	<b>16</b>	<b>12</b>	<b>2</b>	<b>1</b>	<b>.395</b>	<b>.754</b>

**WATSON, TYLER JAYMES**

**PITCHER**

**HEIGHT:** 6-5  
**WEIGHT:** 200  
**ORIGINALLY SIGNED BY:** Washington in 34th round of 2015 First-Year Player Draft.  
**HOW OBTAINED:** Trade with Washington in exchange for RHP Brandon Kintzler, July 31, 2017.

**BATS:** R  
**THROWS:** L

**BORN:** 05/22/1997 in Gilbert, AZ  
**RESIDES:** Gilbert, AZ  
**SCHOOL:** Perry High School (AZ)

2017: Split 2017 between Single-A Hagerstown and Cedar Rapids after being traded from the Nationals to the Twins halfway through the season...named a South Atlantic League All-Star in 2017...2016: Split the season between Hagerstown and Single-A Auburn...named a New York Penn League All-Star...2016: Spent entire season with GCL Nationals.

YEAR	TEAM	W-L	ERA	G	GS	CG	SH	SV	IP	H	R	ER	HR	HB	BB	SO	WP	K/9	BAA
2015	GCL Nationals	1-1	0.00	5	4	0	0	0	13.1	7	1	0	0	0	4	16	1	10.8	.149
2016	Auburn	1-2	1.88	9	9	0	0	0	43.0	30	10	9	1	1	9	48	0	10.0	.189
	Hagerstown	1-1	4.80	3	3	0	0	0	15.0	16	8	8	0	2	6	16	2	9.6	.296
2017	Hagerstown	6-4	4.35	18	17	0	0	0	93.0	92	50	45	7	6	24	98	8	9.5	.258
	Cedar Rapids	1-3	4.28	5	5	0	0	0	27.1	28	15	13	4	1	8	18	2	5.9	.264
<b>Minor League Totals</b>		<b>10-11</b>	<b>3.52</b>	<b>40</b>	<b>38</b>	<b>0</b>	<b>0</b>	<b>0</b>	<b>191.2</b>	<b>173</b>	<b>84</b>	<b>75</b>	<b>12</b>	<b>10</b>	<b>51</b>	<b>196</b>	<b>13</b>	<b>9.2</b>	<b>.240</b>



**WELLS, LACHLAN ROBERT**

**PITCHER**

**HEIGHT:** 5-8

**BATS:** L

**BORN:** 2/27/1997 in Newcastle, AUS

**WEIGHT:** 165

**THROWS:** L

**RESIDES:** Belmont South, AUS

**SIGNED BY:** Howard Noretter

**SCHOOL:** --

**HOW OBTAINED:** Signed as an undrafted free agent, August 11, 2014.

**2017:** Spent entire season with Single-A Ft. Myers...placed on disabled list July 1 with a left elbow strain...rehab assignment with GCL Twins and reinstated August 27...**2016:** Spent entire season with Single-A Cedar Rapids...assigned to Elizabethton Twins on June 23 but did not make an appearance and was transferred to Cedar Rapids June 24...named Twins Minor League Player of the Week for July 30 after pitching 8.0 innings of two-hit shutout baseball, striking out nine in a win over Dayton on July 25...did not allow an earned run in final four regular season starts August 13 to September 1 (3-1, 24.0 IP)...Won only postseason start September 7 at Wisconsin Rapids (5.0 IP, 3 ER, 9 K)...named 28th best prospect in Twins organization after 2016 season by MLB.com...**2015:** Began professional career with the GCL Twins...made 10 appearances (9 starts) for the GCL Twins...finished third among Twins minor leaguers in ERA (2.09)...**PERSONAL:** Identical twin brother, Alex, is pitcher in the Orioles organization...grew up playing cricket before introduction to baseball at age 10...spent 2013-2015 offseasons playing for Sydney Blue Sox of Australian Baseball League.

YEAR	TEAM	W-L	ERA	G	GS	CG	SH	SV	IP	H	R	ER	HR	HB	BB	SO	WP	K/9	BAA
2015	GCL Twins	5-2	2.09	10	9	0	0	0	47.1	35	12	11	4	3	11	49	4	9.3	.207
2016	Cedar Rapids	6-4	1.77	12	12	0	0	0	71.1	57	21	14	4	4	16	63	2	7.9	.218
2017	GCL Twins	0-0	2.25	1	1	0	0	0	4.0	2	1	1	0	0	6	0	13.5	.143	
	Ft. Myers	4-10	3.98	16	14	1	0	0	81.1	76	42	36	11	2	19	68	3	7.5	.243
<b>Minor League Totals</b>		<b>15-16</b>	<b>2.74</b>	<b>39</b>	<b>36</b>	<b>1</b>	<b>0</b>	<b>0</b>	<b>204.0</b>	<b>170</b>	<b>76</b>	<b>62</b>	<b>19</b>	<b>9</b>	<b>46</b>	<b>186</b>	<b>9</b>	<b>8.2</b>	<b>.225</b>

**WELLS, TYLER AUSTIN**

**PITCHER**

**HEIGHT:** 6-7

**BATS:** R

**BORN:** 8/26/1994 in Tulsa, OK

**WEIGHT:** 255

**THROWS:** R

**RESIDES:** Canyon Lake, TX

**SIGNED BY:** John Leavitt

**SCHOOL:** Cal State, San Bernardino

**HOW OBTAINED:** Selected by Twins in 15th round of 2016 First-Year Player Draft.

**2017:** Spent entire season with Single-A Cedar Rapids...placed on disabled list two times, May 12-31 and June 29-August 10, both times with a right shoulder strain...rehab assignment with GCL Twins July 29-August 10...**2016:** Spent first professional season with Rookie Elizabethton...made 10 starts, including first career complete game shutout August 22 (7.0 IP, 1 hit, 2 BB, 14 K)...**PERSONAL:** Played three seasons at Cal State San Bernardino...finished his senior season leading CCAA in strikeouts (89)...finished with a 4-6 record and 2.84 ERA in 15 games -- all starts...ranked third in the conference in innings pitched (92 innings) and ninth in ERA...his 89 strikeouts rank fourth in CSUSB history and innings rank eighth in school history...totaled 191 career strikeouts, ranking third in school history...accolades include striking out a career-high 12 in the season opener at Sonoma State, a one-hit shutout in a 4-0 win over Stanislaus State and two CCAA Pitcher of the Week honors...became Coyotes' first All-CCAA first-team starting pitcher honoree in 10 seasons.

YEAR	TEAM	W-L	ERA	G	GS	CG	SH	SV	IP	H	R	ER	HR	HB	BB	SO	WP	K/9	BAA
2016	Elizabethton	5-2	2.23	10	10	1	1	0	47.1	40	22	17	0	4	17	59	9	11.2	.223
2017	GCL Twins	0-2	2.63	4	1	0	0	0	13.2	10	7	4	0	1	5	16	2	10.5	.200
	Cedar Rapids	5-3	3.11	14	14	0	0	0	75.1	63	28	26	6	2	22	92	6	11.0	.221
<b>Minor League Totals</b>		<b>10-7</b>	<b>3.10</b>	<b>28</b>	<b>25</b>	<b>1</b>	<b>1</b>	<b>0</b>	<b>136.1</b>	<b>113</b>	<b>57</b>	<b>47</b>	<b>6</b>	<b>7</b>	<b>44</b>	<b>167</b>	<b>17</b>	<b>11.0</b>	<b>.220</b>

**WHITE, TAYLOR JOSEPH (T.J.)**

**INFIELDER**

**HEIGHT:** 5-10

**BATS:** R

**BORN:** 1/24/1992 in Las Vegas, NV

**WEIGHT:** 200

**THROWS:** R

**RESIDES:** Las Vegas, NV

**SIGNED BY:** Ted Williams

**SCHOOL:** University of Nevada - Las Vegas

**HOW OBTAINED:** Selected by Twins in 18th round of 2014 First-Year Player Draft.

**2017:** Spent entire season with Double-A Chattanooga...on disabled list April 6-May 15 with a right quadriceps strain...finished the season with the fourth highest slugging percentage (.484) in the Southern League...named an MiLB.com Organizational All-Star following the season...**2016:** Split the season between Single-A Fort Myers and Double-A Chattanooga...combined to bat .248 (107-for-431) with seven home runs and 52 RBI in 117 games between two levels...assigned to Single-A Fort Myers April 4...transferred to Chattanooga April 14...transferred back to Fort Myers June 6 after batting .145 (16-for-110) in 34 games...returned to Chattanooga August 9 and batted .310 (27-for-87) in 24 games after assignment...**2015:** Began season with Single-A Cedar Rapids...transferred to Single-A Ft. Myers July 10...transferred back to Cedar Rapids August 3...finished the season with the fourth lowest plate appearance-per-strikeout rate in the Midwest League...hit .327 (52-for-159) with 19 extra-base hits the second half of the season...**2014:** Played in eight games for the GCL Twins before being transferred to Rookie Elizabethton August 18...**PERSONAL:** Was a two-time Second-Team All-Mountain West Conference at UNLV...finished 2014 with a .318 average and 38 RBI to go along with 46 runs...was a three-year letterman at national power Bishop Gorman High School, who won four consecutive Nevada State Championships and a No. 6 ranking by *Baseball America* in 2011...played every position in the infield for Gorman...went 16-2 with 120 strikeouts in 83.0 innings during his junior and senior seasons...hit 15 home runs and notched 116 RBI over his final two seasons...earned the Louisville Slugger award at the 2009 Legion World Series.

YEAR	TEAM	AVG	G	AB	R	H	2B	3B	HR	RBI	SH	SF	HB	BB	SO	SB	CS	OBP	OPS
2014	GCL Twins	.148	8	27	2	4	0	0	0	1	0	1	1	4	4	0	0	.273	.421
	Elizabethton	.294	5	17	2	5	1	0	0	1	0	0	0	4	2	0	0	.429	.782
2015	Ft. Myers	.171	20	70	4	12	1	0	0	2	0	2	0	3	17	0	1	.200	.386
	Cedar Rapids	.266	106	380	45	101	22	6	2	52	1	7	16	43	49	13	4	.359	.730
2016	Ft. Myers	.274	59	234	37	64	12	2	7	30	1	1	8	18	51	3	3	.345	.777
	Chattanooga	.218	58	197	29	43	6	4	0	22	0	2	6	16	48	9	0	.294	.583
2017	Chattanooga	.276	96	366	44	101	26	4	14	65	0	2	10	38	84	2	4	.358	.842
<b>Minor League Totals</b>		<b>.256</b>	<b>352</b>	<b>1291</b>	<b>163</b>	<b>330</b>	<b>68</b>	<b>16</b>	<b>23</b>	<b>173</b>	<b>2</b>	<b>15</b>	<b>41</b>	<b>126</b>	<b>255</b>	<b>27</b>	<b>12</b>	<b>.337</b>	<b>.724</b>

MINOR LEAGUES



**WHITEFIELD, AARON JAMES**
**OUTFIELDER**
**HEIGHT:** 6-4

**BATS:** R

**BORN:** 9/2/1996 in Brisbane, Queensland, AUS

**WEIGHT:** 200

**THROWS:** R

**RESIDES:** Alexandra Hills, Queensland, AUS

**SIGNED BY:** Howard Norsetter

**SCHOOL:** --

**HOW OBTAINED:** Signed as an undrafted free agent, May 19, 2015.

2017: Spent entire season with Single-A Cedar Rapids...finished with 33 stolen bases, which were fifth most in the Midwest League...2016: Spent entire season with GCL Twins...led team in hits, walks and stolen bases...named Gulf Coast League Postseason All-Star...batting average ranked fifth-best in GCL...assigned to Rookie Elizabethton from GCL Twins September 4...2015: Began career with GCL Twins...played in only seven games after visa issues delayed arrival...PERSONAL: Played softball for the Australian national team prior to signing with Twins...spent 2015 offseason playing for Brisbane Bandits of the Australian Baseball League, earning a spot in the ABL All-Star Game.

YEAR	TEAM	AVG	G	AB	R	H	2B	3B	HR	RBI	SH	SF	HB	BB	SO	SB	CS	OBP	OPS
2015	GCL Twins	.167	7	18	1	3	0	0	0	1	0	0	0	2	4	1	0	.250	.417
2016	GCL Twins	.298	51	191	30	57	7	0	2	17	1	2	4	19	47	31	9	.370	.736
2017	Cedar Rapids	.262	117	413	66	108	18	6	11	57	1	8	7	31	118	33	9	.318	.732
<b>Minor League Totals</b>		<b>.270</b>	<b>175</b>	<b>622</b>	<b>97</b>	<b>168</b>	<b>25</b>	<b>6</b>	<b>13</b>	<b>75</b>	<b>2</b>	<b>10</b>	<b>11</b>	<b>52</b>	<b>169</b>	<b>65</b>	<b>18</b>	<b>.332</b>	<b>.725</b>

**WIDELL, RYLEY**
**PITCHER**
**HEIGHT:** 6-4

**BATS:** L

**BORN:** 6/1/1997 in Haiku, Hawaii

**WEIGHT:** 200

**THROWS:** L

**RESIDES:** Haiku, HI

**SIGNED BY:** Ted Williams

**SCHOOL:** Central Arizona College

**HOW OBTAINED:** Selected by Twins in 7th round of 2017 First-Year Player Draft.

2017: Spent first professional season with Rookie Elizabethton...PERSONAL: Attended Central Arizona College for one season in 2017 after transferring from Washington State University...8-2 with a 1.98 ERA and 115 strikeouts in 17 appearances (16 starts) over 95.2 innings.

YEAR	TEAM	W-L	ERA	G	GS	CG	SH	SV	IP	H	R	ER	HR	HB	BB	SO	WP	K/9	BAA
2017	Elizabethton	0-2	4.25	8	7	0	0	0	29.2	25	14	8	1	5	2	41	4	12.4	.229
<b>Minor League Totals</b>		<b>0-2</b>	<b>4.25</b>	<b>8</b>	<b>8</b>	<b>0</b>	<b>0</b>	<b>0</b>	<b>29.2</b>	<b>25</b>	<b>14</b>	<b>8</b>	<b>1</b>	<b>5</b>	<b>2</b>	<b>41</b>	<b>4</b>	<b>12.4</b>	<b>.229</b>

**WIEL, ALEXANDER MCBRAYER (ZANDER)**
**INFIELDER**
**HEIGHT:** 6-3

**BATS:** R

**BORN:** 1/11/1993 in Murfreesboro, TN

**WEIGHT:** 232

**THROWS:** R

**RESIDES:** Murfreesboro, TN

**SIGNED BY:** Alan Sandberg

**SCHOOL:** Vanderbilt University

**HOW OBTAINED:** Selected by Twins in 12th round of 2015 First-Year Player Draft.

2017: Spent entire season with Single-A Ft. Myers...2016: Assigned to Single-A Cedar Rapids April 3 and spent entire season there...named Twins Minor League Player of the Week July 16 after batting .444 (8-for-18) with three home runs and 12 RBI in five games...named Twins Minor League Player of the Month for July after batting .310 (31-for-100) with nine doubles, eight home runs and 24 RBI...led Midwest League in RBI and finished second in home runs, tied for second in total bases, third in extra-base hits, fourth in runs scored and fifth in slugging percentage...11 of 86 RBI came in final four regular season games, including two home runs and seven RBI in final game September 5...named Midwest League Offensive Player of the Week for August 29 to September 5, batting .333 (10-for-30) with four home runs, 11 RBI and seven runs...batted .268 (69-for-257) with 15 home runs in second half...batted .411 (7-for-17) with one double and two triples in five postseason games...named Twins Organization All-Star at first base by MLB.com...2015: Began professional career with Rookie Elizabethton...PERSONAL: Attended Vanderbilt University from 2012-15, redshirting in 2012...led the 'Dores to back-to-back College World Series Title game appearances, losing to the University of Virginia in 2015 and defeating the Cavaliers in 2014...hit a seventh inning home run to break up a no-hit bid and lead Vanderbilt to a 1-0 victory over TCU during the 2015 College World Series...drove in a career-high six runs vs. Radford June 1 in NCAA regional championship game and was named to Nashville NCAA Regional All-Tournament team...hit .316 on the season and led the 'Dores with 68 RBI and tied for the team lead in home runs (15)...hit .260 (61-for-235) with 14 doubles, three triples, five home runs and 44 RBI as a redshirt sophomore...went 3-for-23 with seven walks, three RBI and four runs scored during the College World Series while helping lead Vanderbilt University to their first NCAA baseball championship...earned Freshman All-SEC honors after batting .305 with five doubles, five home runs, 27 RBI and 13 runs scored...father, Randy, played and coached basketball at University of North Carolina and was head basketball coach at UNC-Asheville and Middle Tennessee State.

YEAR	TEAM	AVG	G	AB	R	H	2B	3B	HR	RBI	SH	SF	HB	BB	SO	SB	CS	OBP	OPS
2015	Elizabethton	.194	13	36	5	7	2	0	1	8	0	1	1	7	13	0	0	.333	.666
2016	Cedar Rapids	.259	128	501	75	130	27	8	19	86	3	6	3	55	125	7	1	.333	.792
2017	Ft. Myers	.250	128	452	59	113	30	6	13	67	0	6	6	62	104	8	2	.344	.773
<b>Minor League Totals</b>		<b>.253</b>	<b>269</b>	<b>989</b>	<b>139</b>	<b>250</b>	<b>59</b>	<b>14</b>	<b>33</b>	<b>161</b>	<b>3</b>	<b>13</b>	<b>10</b>	<b>124</b>	<b>242</b>	<b>15</b>	<b>3</b>	<b>.338</b>	<b>.779</b>

**WILKINS, ANDY**
**INFIELDER**
**HEIGHT:** 6-1

**BATS:** L

**BORN:** 9/13/1988 in Tulsa, OK

**WEIGHT:** 225

**THROWS:** R

**RESIDES:** Prosper, TX

**DRAFTED BY:** Chicago-AL 5th round of 2010 First-Year Player Draft.

**SCHOOL:** University of Arkansas

**HOW OBTAINED:** Signed as a minor league free agent, January 25, 2018.

2017: Split 2017 between independent Sugar Land of the Atlantic League and Double-A Chattanooga...signed with the Twins as a free agent in June 2017, but elected free agency on November 6, 2017...2016: Appeared in 26 games for Milwaukee, managing three hits in 24 at-bats, including one home run...spent most of season in Triple-A Colorado Springs, hit .235 with 56 RBI in 91 games...2015: Spent 21 games in Triple-A Buffalo before being traded to Los Angeles-NL for cash considerations...hit .249 in Triple-A Oklahoma City with 18 home runs and 70 RBI...was designated for assignment by Dodgers September 3, was claimed Baltimore, Seattle and Texas, only to be designated for assignment by each team...finally landed in Milwaukee December 23...2014: Made MLB debut with Chicago-AL August 31, went 0-4 against Detroit...hit .140 in 17 games for the White Sox before being optioned back to Triple-A Charlotte...hit .293 for the Knights with 30 home runs and 85 RBI, which both led the team...named White Sox MLB.com Organization All-Star, Baseball America Triple-A All-Star and an International League Postseason All-Star...2013: Split the season between Double-A Birmingham and Triple-A Charlotte, hit .277 between both levels with 17 home runs and 79 RBI...



WILKINS continued...

named a Southern League Mid-Season All-Star...**2011:** Hit .278 with 23 home runs and 89 RBI with Single-A Winston-Salem in 134 games, named Carolina League Mid-Season All-Star...**2010:** Spent first professional season with Rookie Great Falls, hit six home runs and 40 RBI in 53 games...**PERSONAL:** Helped lead Arkansas to the 2009 College World Series, lost in the CWS semi-finals to LSU...drove in five runs in CWS opener against Call-State Fullerton...drafted in the 25th round of the 2007 First-Year Player Draft by Texas but opted to go to Arkansas.

YEAR	TEAM	AVG	G	AB	R	H	2B	3B	HR	RBI	SH	SF	HB	BB	SO	SB	CS	OBP	OPS
2010	Great Falls	.307	53	218	37	67	12	1	6	40	1	3	1	33	31	7	2	.396	.859
2011	Winston-Salem	.278	134	493	72	137	33	0	23	89	3	4	0	56	91	2	2	.349	.834
2012	Birmingham	.239	116	435	68	104	28	1	17	69	0	3	1	63	94	6	4	.335	.760
2013	Birmingham	.288	67	243	37	70	16	0	10	49	0	2	2	38	58	3	0	.386	.863
	Charlotte	.265	58	215	25	57	13	0	7	30	0	3	2	14	52	2	1	.312	.735
2014	Charlotte	.293	127	491	79	144	38	1	30	85	0	3	1	34	91	0	1	.338	.896
	<b>CHICAGO-AL</b>	<b>.140</b>	<b>17</b>	<b>43</b>	<b>2</b>	<b>6</b>	<b>2</b>	<b>0</b>	<b>0</b>	<b>2</b>	<b>0</b>	<b>0</b>	<b>0</b>	<b>2</b>	<b>22</b>	<b>0</b>	<b>0</b>	<b>.178</b>	<b>.364</b>
2015	Buffalo	.264	21	72	9	19	4	0	0	9	0	2	0	11	13	0	0	.353	.672
	Oklahoma City	.249	105	362	53	90	25	1	18	70	1	13	0	36	81	0	0	.307	.779
2016	Colorado Springs	.235	91	327	44	77	20	2	12	44	0	3	2	41	91	2	0	.321	.740
	<b>MILWAUKEE</b>	<b>.125</b>	<b>26</b>	<b>24</b>	<b>3</b>	<b>3</b>	<b>1</b>	<b>0</b>	<b>1</b>	<b>3</b>	<b>0</b>	<b>0</b>	<b>0</b>	<b>3</b>	<b>10</b>	<b>1</b>	<b>0</b>	<b>.222</b>	<b>.514</b>
2017	Sugar Land (Ind.)	.318	43	154	26	49	11	0	13	34	0	2	1	23	39	2	0	.406	1.048
	Chattanooga	.254	61	232	39	59	15	0	12	44	0	3	2	37	70	1	0	.308	.671
	<b>Independent League Totals</b>	<b>.318</b>	<b>43</b>	<b>154</b>	<b>26</b>	<b>49</b>	<b>11</b>	<b>0</b>	<b>13</b>	<b>34</b>	<b>0</b>	<b>2</b>	<b>1</b>	<b>23</b>	<b>39</b>	<b>2</b>	<b>0</b>	<b>.406</b>	<b>1.048</b>
	<b>Minor League Totals</b>	<b>.267</b>	<b>833</b>	<b>3088</b>	<b>463</b>	<b>824</b>	<b>206</b>	<b>6</b>	<b>135</b>	<b>541</b>	<b>5</b>	<b>40</b>	<b>11</b>	<b>363</b>	<b>672</b>	<b>25</b>	<b>10</b>	<b>.342</b>	<b>.811</b>
	<b>Major League Totals</b>	<b>.134</b>	<b>43</b>	<b>67</b>	<b>5</b>	<b>9</b>	<b>3</b>	<b>0</b>	<b>1</b>	<b>5</b>	<b>0</b>	<b>0</b>	<b>0</b>	<b>5</b>	<b>32</b>	<b>1</b>	<b>0</b>	<b>.194</b>	<b>.418</b>

WILSON, BOBBY

CATCHER

SEE PAGE 152

## HARMON KILLEBREW AWARD - MINOR LEAGUE COMMUNITY SERVICE

Given annually to a player from each of the full season affiliates. Each player is nominated by their respective general manager for their service within the affiliate's community. A plaque is awarded, in addition to an on-field presentation.

### 2011

Rochester -- Kyle Gibson  
 New Britain -- Bobby Lanigan  
 Ft. Myers -- Reggie Williams  
 Beloit -- Ryan O'Rourke

### 2012

Rochester -- JR Towles  
 New Britain -- Shawn Roof  
 Ft. Myers -- Andy Leer  
 Beloit -- Corey Williams

### 2013

Rochester -- Brian Dinkelman  
 New Britain -- Dan Rohlfing  
 Ft. Myers -- Stephen Wickens  
 Cedar Rapids -- Niko Goodrum

### 2014

Rochester -- Logan Darnell  
 New Britain -- Tony Thomas  
 Ft. Myers -- Tim Shibuya  
 Cedar Rapids -- Tanner Vavra

### 2015

Rochester -- Logan Darnell  
 Chattanooga -- Tim Shibuya  
 Ft. Myers -- Tanner Vavra  
 Cedar Rapids -- Jared Wilson

### 2016

Rochester -- Logan Darnell  
 Chattanooga -- David Hurlbut  
 Ft. Myers -- Trey Vavra  
 Cedar Rapids -- Nelson Molina

### 2017

Rochester -- DJ Baxendale  
 Chattanooga -- Travis Harrison  
 Ft. Myers -- Kevin Garcia  
 Cedar Rapids -- Hector Lujan

MINOR LEAGUES



**TWINS**

# TWINS BASEBALL ALL SEASON LONG

ON  NORTH™

STREAM ON



WHERE AVAILABLE





# TARGET FIELD



# TARGET FIELD®

The Minnesota Twins moved into their new home, Target Field, prior to the beginning of the 2010 season. The ballpark is a modern architectural expression, a dichotomy of Minnesotans' cosmopolitan lifestyle so rooted in nature and the outdoors. The stone and glass landmark, topped by a metal-clad, sculpted roof canopy, is chiseled into downtown Minneapolis on one of Major League Baseball's smallest sites. The ballpark's urban appeal is enhanced with immediate access to light rail and commuter rail, bridging the site to its urban surroundings and spurring development in the western corner of downtown.

Target Field proved to be one of the premier sporting and entertainment venues in the Upper Midwest, and one of the most unique, spectacular parks in all of Major League Baseball. Here is a list of features that helped to make it unlike any other baseball experience in America.

## MATERIALS

Native Minnesota limestone forms the mass of the ballpark's exterior façade. Glass and metal details punctuate the limestone surface, creating a sophisticated composition. In addition, whenever possible, the ballpark and surrounding areas incorporated Minnesota-native flowers, trees and shrubs.

## SEATING

Target Field features one of the closest seating bowls to the playing field in all of Major League Baseball. Seats in Target Field feature more leg room and are articulated towards the field of play. The ballpark features more aisles with fewer seats per row.

## CONCOURSE

The ballpark features a 360-degree open main concourse giving fans an uninterrupted view of the playing field.

## CLIMATE/SHELTER


The Twins are committed to providing a comfortable experience for the fans—even when our weather is less than perfect. Fans are able to take advantage of heated concessions, restrooms, and restaurant and lounge areas found on each ballpark level including the Terrace level. Target Field's roof canopy—one of the largest in baseball—provides added protection.

## CELEBRATING MINNESOTA'S RICH BASEBALL HERITAGE

Target Field celebrates the heritage and history of the game across the Upper Midwest. The ballpark includes tributes to the great Twins teams and players from the past, other Minnesota baseball icons and baseball players, teams and ballparks of all levels.

Approximate Capacity	38,885*
Seating in Lower Level	18,935
Seating in Upper Level	14,703
Seating in Club Level	5,247
Concourse Width (main)	40 feet
Concourse Width (upper)	26-44 feet
Restrooms	401 (w) 266 (m)

\* - Capacity changed after media guide print date due to 2017-18 off-season renovations.



## TARGET FIELD PROJECT COSTS

BALLPARK CONSTRUCTION	MINNESOTA TWINS	HENNEPIN COUNTY	TOTAL
Original Budget	\$130 million	\$260 million	\$390 million
Ballpark Enhancements	\$50 million	\$0	\$50 million
Infrastructure	\$23 million	\$90 million	\$112 million
<b>Total</b>	<b>\$203 million</b>	<b>\$350 million</b>	<b>\$552 million</b>

- The Minnesota Twins approved increases of \$45.5 million for fan amenities and ballpark enhancements. Additionally, the Twins provided 4.5 million of funding for Target Plaza, which was matched by Target Corporation.
- The Minnesota Twins provided \$15 million of additional funding for public infrastructure costs in 2009-2010.
- Since Target Field opened in 2010, the Minnesota Twins have exclusively funded more than \$32 million in enhancements to the ballpark and surrounding areas.
- Over the past few years, the Minnesota Ballpark Authority (MBA) approved allocation of \$6.625 million from the joint MBA-Twins Capital Reserve Fund to cover costs associated with the conversion to LED stadium lights (2017), the expansion of the right field area concourse (2018), and the conversion of Bat & Barrel (2018).



# TARGET FIELD®

## By the Numbers

**ADDRESS** 1 Twins Way, Minneapolis, MN 55403

**OWNERS** Minnesota Ballpark Authority

**CONCESSIONAIRE** Delaware North Sportservice

**ARCHITECT** Populous (Kansas City), in association with HGA Architects (Minneapolis)

- 297,864 architect hours spent designing the project
- Ballpark size is just over 1 million square feet (10.5 acres) built on an 8-acre site

**CONSTRUCTION** Mortenson (Minneapolis)

- 55,000 cubic yards of cast-in-place concrete used to build the ballpark
- 4,900 tons of structural steel used
- 500,000 masonry bricks used
- 36,000 feet of field tubing to heat the playing field
- 352 miles of cable (a/v, broadcast, fiber optic) in the building
- 66,805 square feet of the canopy over the seating bowl
- 70,419 lineal feet of stadia risers
- 2,000,000 total labor hours; 3,500 total trades people; 800 peak workforce

**PLAYING FIELD** Four-way blend of Kentucky Bluegrass

**FIELD LIGHTS** LED technology; count of approximately 512

**SUITES** 48 Suites, 3 Skyline Suites, 8 Event Suites

**ELEVATORS AND ESCALATORS** 16 elevators / 11 escalators

**6** retail stores on site


**48** degrees, the minimum temperature at which the playing field is kept in season

**46** feet, the height of the Minnie & Paul home run sign celebration sign

**46** feet, the distance from home plate to the first row of seats

**827** bicycle storage locations within 200 yards of the ballpark


**55,000** flappers on “the Wave” art piece located on Target Plaza



## MINNESOTA TWINS – DAKTRONICS SCOREBOARDS

	MAIN VIDEO BOARD	RIGHT FIELD VIDEO BOARD
• <b>Display Size</b>	57' high x 101' wide	28' high x 50' wide
• <b>Resolution</b>	1,080 lines	552 lines by 984 columns

TARGET FIELD VIDEO	DISPLAY SIZE
<b>Ribbon Board</b>	8 displays totaling 1,230 linear feet
<b>Out-of-Town Scoreboard</b>	12' x 109' real-time display
<b>Bullpen Board</b>	8'6" x 16' display showing stats
<b>Twins Tower</b>	100' high x 5' wide x 11' deep 4,300 LED strips on all four sides





# TARGET FIELD®

## Major Non-Twins Events

Since opening in 2010, Target Field has hosted several non-Twins related events. Below are some of the more notable events:



### MINNESOTA PREP CHAMPIONSHIP SERIES

Held Annually Since 2010

2017 Champions: **Class A** - Parkers Prairie HS, **Class AA** - Minnehaha Academy

**Class AAA** - Waconia HS, **Class AAAA** - Eden Prairie HS

### COLLEGE BASEBALL

March 27, 2010 - University of MN vs. LA Tech (2 games) - attendance: 37,757

2011 University of MN home schedule (Metrodome roof collapse)

May 22-25, 2013 - Big Ten Tournament - attendance: 6,444

May 20-24, 2015 - Big Ten Tournament - attendance: 7,384



### SOCCER FRIENDLY

Held on June 25, 2016

Minnesota United FC vs. Club Leon



Attendance: 18,505

### COLLEGE FOOTBALL

Held on September 23, 2017

Saint John's University vs. University of St. Thomas

Attendance: 37,355 (all-time division III record)



### TARGET FIELD CONCERT HISTORY

DATE	TOUR	ATTENDANCE
July 8, 2012	"Brothers of the Sun" tour featuring Kenny Chesney, Tim McGraw with Grace Potter & The Nocturnal and Jake Owen	43,897
July 12, 2013	"No Shoes Nation" tour featuring Kenny Chesney, Zac Brown Band, Eli Young Band and Kacey Musgraves	43,940
July 26, 2013	The Skyline Music Festival featuring "The LP" tour with Soul Asylum, Big Head Todd and the Monsters, Matthew Sweet and Gear Daddies	6,752
August 2, 2014	Paul McCartney's "Out There" tour	43,143
August 8, 2014	The Skyline Music Festival featuring Thao & The Get Down Stay Down, Dosh, S. Carey	2,967
August 9, 2014	The New Pornographers and Andrew Bird	
August 9, 2014	The Skyline Music Festival featuring Melissa Etheridge, O.A.R., The Rembrandts, Gear Daddies and The Honeydogs	5,075
July 18, 2015	Kenny Chesney's "The Big Revival" tour and Jason Aldean's "The Burn It Down" tour	44,152
July 19, 2015	Kenny Chesney's "The Big Revival" tour and Jason Aldean's "The Burn It Down" tour	40,327
August 7, 2015	Go Fest '15 featuring Matt and Kim, Cold War Kids, Yelawolf, Big Data, MS MR, Meg Myers, Allan Kingdom, Enemy Planes and RAC	5,350
May 28, 2016	Zac Brown Band's "Black Out The Sun" tour	33,642
July 28, 2017	Billy Joel	40,498
July 29, 2017	Florida Georgia Line, Backstreet Boys, Nelly, Chris Lane	40,010




### TARGET FIELD FIRST INFORMATION:

First Game .....	April 12, 2010 – Boston Red Sox vs. Minnesota Twins
Weather for First Game .....	65 degrees, partly cloudy
First Pitch .....	3:13 pm on April 12, Boston Red Sox at Minnesota Twins
First Game Attendance .....	39,715 (38,145 paid)
First Pitcher .....	Carl Pavano, MIN – April 12 vs. Boston
First Batter .....	Marco Scutaro, BOS – April 12
First Hit .....	Marco Scutaro, BOS – April 12 off Carl Pavano (1st inn.)
First Double .....	Dustin Pedroia, BOS – April 12 off Carl Pavano (1st inn.)
First Triple .....	David DeJesus, KC – April 16 off Scott Baker (6th inn.)
First Home Run .....	Jason Kubel, MIN – April 12 off Scott Atchison (7th inn.)
First Home Run by Opponent .....	Dustin Pedroia, BOS – April 14 off Kevin Slowey (5th inn.)
First Grand Slam .....	Matt Joyce, TB – July 4 off Matt Guerrier (8th inn.)
First Inside-the-Park Home Run .....	Curtis Granderson, NYY – August 21, 2011 off Jose Mijares (7th inn.)
First Reviewed HR .....	April 12 – 4th inn., Mike Cameron foul ball stood as called
First RBI .....	Michael Cuddyer, MIN – April 12 (1st inn.)
First Walk .....	Denard Span, MIN – April 12 (1st inn.)
First Stolen Base .....	Nick Punto, MIN – April 12 vs. BOS (2nd inn.) off Lester
First Strikeout .....	Batter: David Ortiz, BOS, Pitcher: Carl Pavano, MIN – April 12 (2nd inn.)
First Win .....	Carl Pavano, MIN – April 12 vs. BOS (6.0-4-1-1-1-4)
First Loss .....	Jon Lester, BOS – April 12 vs. MIN (5.0-9-4-4-3-5)
First Save .....	Jon Rauch, MIN – April 12 vs. BOS (1.0-0-0-0-0)
First Complete Game .....	Nick Blackburn, MIN – May 4 vs. DET (9.0-11-3-3-1-2)
First Shutout .....	BAL over MIN, 2-0 (Bergesen/Ohman/Uehara/Simon), May 6
First Triple Play .....	N/A
First Series Win .....	April 12-15 – Minnesota over Boston, 2-1 in four days
First Series Sweep .....	May 3-5 – Minnesota over Detroit in three games

\* All dates are from the 2010 season, unless noted



First Pitch  
in Target Field



First home run  
in Target Field

### TARGET FIELD FIRST FOR TWINS PLAYER INFORMATION:

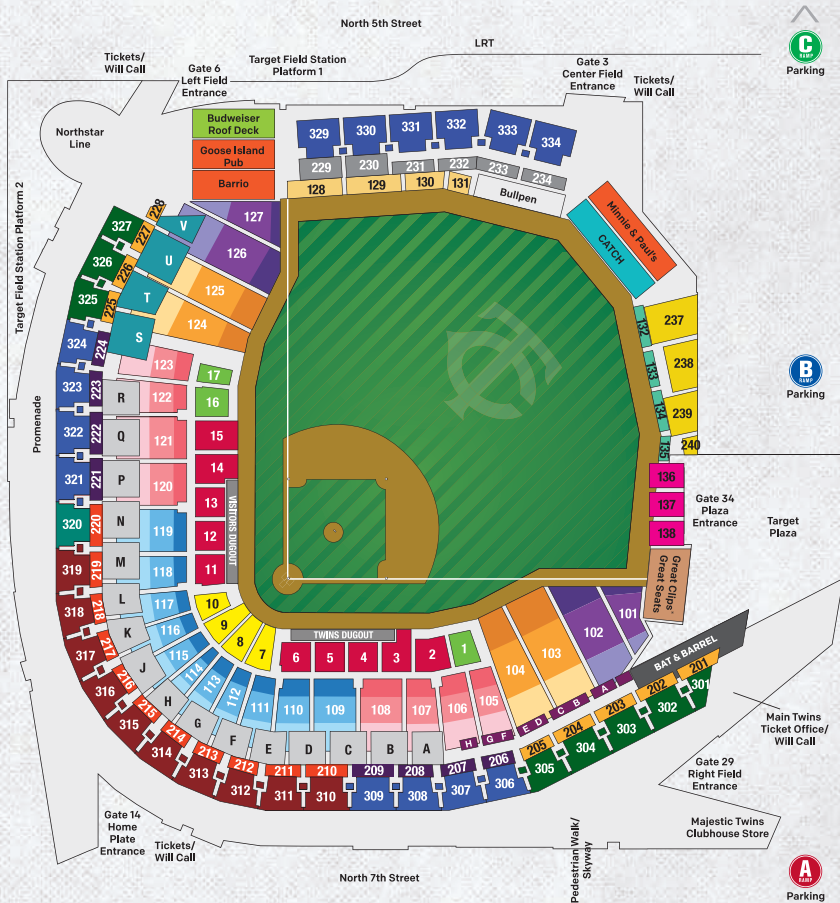
First Pitch .....	Carl Pavano at 3:13 pm on April 12 vs. Boston Red Sox
First Pitcher .....	Carl Pavano – April 12 vs. BOS
First Batter .....	Denard Span – April 12 vs. BOS
First Hit .....	Orlando Hudson – April 12 vs. BOS off Jon Lester (1st inn.)
First Run .....	Denard Span – April 12 vs. BOS (1st inn.)
First Double .....	Joe Mauer – April 12 vs. BOS off Jon Lester (2nd inn.)
First Triple .....	Justin Morneau – April 17 vs. KC off Gil Meche (5th inn.)
First Home Run .....	Jason Kubel – April 12 vs. BOS off Scott Atchison (7th inn.)
First Grand Slam .....	Rene Tosoni – September 27, 2011 vs. KC off Vin Mazzaro (6th inn.)
First Inside-the-Park Home Run .....	Eduardo Nunez – June 2, 2016 vs. TB off Matt Moore (1st inn./leadoff)
First RBI .....	Michael Cuddyer – April 12 (1st inn.)
First Walk as Batter .....	Denard Span – April 12 (1st inn.)
First Walk as Pitcher .....	Carl Pavano – April 12 vs. BOS (3rd inn.), walking Jeremy Hermida
First Strikeout as Batter .....	Orlando Hudson – April 12 vs. BOS (2nd inn.) by Jon Lester
First Strikeout as Pitcher .....	Carl Pavano of D. Ortiz – April 12 vs. BOS (2nd inn.)
First Stolen Base .....	Nick Punto – April 12 vs. BOS (2nd inn.) off Jon Lester
First Win .....	Carl Pavano – April 12 vs. BOS (6.0-4-1-1-1-4)
First Loss .....	Kevin Slowey – April 14 vs. BOS (5.0-5-3-3-4-5)
First Save .....	Jon Rauch – April 12 vs. BOS (1.0-0-0-0-0-0)
First Complete Game .....	Nick Blackburn – May 4 vs. DET (9.0-11-3-3-1-2)
First Shutout .....	MIN over BAL, 6-0 (Blackburn/Guerrier/Rauch), May 9
First Triple Play .....	N/A
First Minnesota Twins Win .....	April 12 vs. Boston by a score of 5-2
First Minnesota Twins Loss .....	April 14 vs. Boston by a score of 6-3
First Minnesota Twins Series Win .....	April 12-15 – Minnesota over Boston 2-1 in four days
First Minnesota Twins Series Sweep .....	May 3-5 – Minnesota over Detroit in three games

\* All dates are from the 2010 season, unless noted



# TARGET FIELD®

## Seating Diagram



### MAIN LEVEL

- Thomson Reuters Champions Club
- Dugout Box Infield
- Dugout Box
- Home Plate Box
- Infield Box
- Diamond Box
- Field Box
- Left Field Bleachers
- Treasure Island Cove
- Overlook
- Great Clips® Great Seats

### ROOF DECK

- Budweiser Roof Deck

### CLUB LEVEL

- Delta SKY360® Club
- The Deck
- Event Suites
- Bat & Barrel

### TERRACE LEVEL

- Home Plate Terrace
- Diamond Terrace
- Field Terrace
- Home Plate View
- Diamond View
- Field View
- Family Section

### OUTFIELD MEZZANINE LEVEL

- CATCH
- U.S. Bank Home Run Porch Terrace
- U.S. Bank Home Run Porch View
- Grandstand





### GREEN PROJECT OF THE YEAR AWARD

Awarded by Recycling Association of Minnesota to recognize a special green project in Minnesota demonstrating outstanding environmental results and innovation by reducing environmental issues

### #1 SPORTS STADIUM EXPERIENCE IN NORTH AMERICA

Awarded by ESPN The Magazine as the #1 professional sports stadium, from a field of 122 venues

### BALLPARK OF THE YEAR

Awarded by Ballpark Digest for the best developments in baseball, based on nominations from the baseball community

### DESIGN HONOR AWARD

Awarded from the Minnesota Society of Landscape Architects

### AMERICA'S TRANSPORTATION AWARD

Awarded for Innovative Management for Destination Target Field by American Association of State Highway and Transportation Officials

### ACCESS AWARD

Awarded by Minnesota State Council on Disability on recognition of outstanding contributions on behalf of people with disabilities and for outstanding solutions that eliminate or reduce barriers for persons with disabilities



### LEED SILVER CERTIFICATION FOR CONSTRUCTION AND OPERATIONS

Awarded by U.S. Green Building Council as the first professional sports facility to receive LEED (Leadership in Energy & Environmental Design) Silver Certification for both construction and operations

### SPORTS FACILITY OF THE YEAR AWARD

Awarded by Sports Business Journal and Sports Business Daily to new, renovated or established sports facilities in North America whose primary function is hosting and staging sporting events

### STORMREADY SUPPORTER

Awarded by the National Weather Service as the first sports facility in Minnesota to help arm America's communities with the communication and safety skills needed to save lives and property before and during the event

### GRAND AWARD FOR ENGINEERING EXCELLENCE

Awarded from the American Council of Engineering Companies. ACEC called it the perfect "squeeze play". Challenged with transforming an 8.5-acre site characterized as "too small and virtually unbuildable," the project team devised structural components that extended the facility over an adjoining rail line, two commuter lines and a major highway



### FOOD RECOVERY CHALLENGE ACHIEVEMENT AWARD

Awarded by United States Environmental Protection Agency for donating food and recycling food scraps to reduce waste, feed the needy and save money. Award winners have prevented more than 350 tons of food scraps from entering landfills

### COMMUNITY INNOVATOR AWARD

Awarded by The Arc Minnesota to an individual, organization, or business that has developed a unique program, service, or idea that increased the community inclusion or self-determination of persons with intellectual and developmental disabilities and their families



### THE CITY OF MINNEAPOLIS - ERIK PETERSON ADVOCACY AWARD

The City of Minneapolis' Advisory Committee on People with Disabilities brings awareness to disability employment issues as well as issues important to residents living with disabilities



### MIDWEST'S BEST PROJECT

Presented by the Engineering News-Record, Target Field Station received an Award of Merit in recognition for outstanding design and construction in the Transportation category

### HONOR AWARD FOR REGIONAL & URBAN DESIGN

Awarded by The American Institute of Architects, Target Field Station received the Institute Honor Award for its role in changing the culture of the transit model, especially as it relates to the ballpark and the surrounding district



### THE “GREENEST” BALLPARK IN AMERICA

In 2010, the U.S. Green Building Council awarded Target Field **LEED (Leadership in Energy & Environmental Design) Silver Certification** for New Construction, making it the second major league ballpark in the United States to achieve that status. Less than two years after earning LEED Silver certification for New Construction, the Minnesota Twins became the first professional sports franchise to also attain LEED Silver Certification for the Operation and Maintenance of their facility. The LEED Gold certification was earned at Target Field by recertifying via the U.S. Green Building Council's new LEED Performance Path certification option. By utilizing LEED Performance Path, Target Field becomes the first sports venue in the nation to recertify through this program using Arc. Target Field earned LEED points by taking advantage of credit from the previous certification efforts, as well as tracking and improving operations such as alternative transportation use, energy/water efficiency, waste diversion and recycling, air quality, and human experience.

#### TWINS SUSTAINABILITY STATEMENT

The Minnesota Twins organization believes our future success—both on and off the field—is built on a business model that embraces operational efficiency, environmental stewardship and social responsibility. We honor the power of sport by leading through example, and we will continue to use sport to inspire, build the best fan experience and cause no unnecessary harm, working with our fans, community, suppliers, partners and employees to have a positive influence in the world.

#### CAPTURING AND REUSING RAINWATER

Through a custom-designed Rain Water Recycle System provided by Minneapolis-based Pentair, the Minnesota Twins have captured, purified and reused more than 9,686,848 total gallons of rainwater, drastically reducing the use of municipal water at Target Field. The majority of the recycled rainwater was used to wash down the seating bowl attached to the main concourse.

#### RECYCLING AND CONVERTING WASTE TO ENERGY

Through aggressive recycling and waste-to-energy programs, the Twins have kept more than 9,548 tons of waste out of local landfills from 2011 to 2017.

- 3,139 tons of trash have been sent to the Hennepin Energy Recovery Center
- 3,707 tons of waste have been recycled from Target Field
- 2,702 tons of organic materials have been composted and diverted from landfills

In 2018, the Twins will seek help from fans in increasing the amount of recycled organic materials, further reducing the amount of waste produced at Target Field.

#### DONATING UNUSED FOOD TO LOCAL CHARITIES

The Minnesota Twins and concession partner Delaware North Companies Sportservice donated more than ten tons of food to local charities each season. Through a partnership with Rock and Wrap It Up! Inc., representatives from Joseph's Storehouse in Brooklyn Park boxed up all prepared but untouched meals at Target Field, donating the unused food from Target Field to local charities. Throughout the partnership, the Twins have donated:

- 266,662 hot dogs and brats
- 43,210 hamburgers
- 18,627 chicken breasts

To date, these efforts have kept more than 48 TONS of waste out of local landfills.





# TARGET FIELD® Statues

Designed by Bill Mack, the Target Field statues depict eight of the greatest influences in Minnesota Twins history. Each person, while standing over seven feet tall, is featured in an iconic pose, from Harmon Killebrew's powerful swing to Kirby Puckett's signature World Series post-home run celebration. Located near the entrances to the ballpark, these Twins statues are on display to greet fans whenever they visit Target Field.

## ABOUT THE ARTIST

Bill Mack, who makes his home in Minneapolis, has worked for over 20 years mostly as a commissioned artist. He has created works for the Figure Skating Hall of Fame, the Cowboy Hall of Fame and both the Hockey Hall of Fame in Canada and the U.S. Hockey Hall of Fame.



### ROD CAREW

Located outside Gate 29, near 7th Street, Carew's statue was dedicated on April 2, 2010.



### HARMON KILLEBREW

Located on Target Plaza, Killebrew's statue was dedicated on April 3, 2010.



### KIRBY PUCKETT

Located on Target Plaza, outside Gate 34, Puckett's statue was dedicated on Opening Day, April 12, 2010.



### CARL & ELOISE POHLAD

Located on Target Plaza, outside Gate 34, Carl and Eloise Pohlad's statue was dedicated on October 3, 2010.



### CALVIN GRIFFITH

Located outside Gate 29, Griffith's statue was dedicated on September 3, 2010.



### TONY OLIVA

Located outside Gate 6, Oliva's statue was dedicated on Opening Day, April 8, 2011.



### KENT HRBEK

Located outside Gate 14, Hrbek's statue was dedicated on April 14, 2012.



### TOM KELLY

Located on Target Plaza, Kelly's statue was dedicated on June 21, 2017.






# TARGET FIELD®

## Target Field Station

Opened in Spring of 2014, Target Field Station connects people and places, this multi-modal transportation hub at 5th St. N. and 5th Ave. N. in downtown Minneapolis offers public green spaces, connections to 500 trains daily via the METRO Blue and Green lines, Northstar Commuter Rail, as well as access to the North Loop community. Target Field Station's more than 104,000 square feet of space includes a public plaza for year-round special events and activities, green space, a 1,000-seat amphitheater, office space, retail shops and a 286-car underground parking garage. The Minnesota Twins, Target and Hennepin County offer programming and special events in the public space.



**IT PROVIDES** a connection for commuters, baseball fans, downtown visitors and riders connecting to other Metro Transit services — including Blue and Green Line Light Rail service to St. Paul, the airport and Mall of America, the Northstar Commuter Rail Line, as well as bus service from the nearby 5th Street Transit Center. Future transit lines and plans to develop a transportation hub will create additional regional connections for Target Field commuters.




**LOCATED** on the north side of the park, connecting it to the North Loop Neighborhood. The name refers to the trolley line that once ran through the area, which is part of Minneapolis' Warehouse District. It connects the North Loop Neighborhood with its roots.



**THE PURPOSE** of Target Field Station is to provide high-quality transit service, and efficient access to Minneapolis and surrounding communities. This hub encourages greater use of public transportation within the Twin Cities due to a centrally-located facility, and improved multi-modal and pedestrian connections.



**THE BLUE LINE** runs from Target Field to the Mall of America. The Central Corridor — Green Line — runs down University Avenue to St. Paul's Union Depot.






# TARGET FIELD®

## Renovations


Since opening in 2010, Target Field has undergone several renovations and additions. Below are some of the major renovations inside Target Field over the last eight-plus seasons:

**RIGHT FIELD VIDEO BOARD AND TWINS TOWER** - Both built between the 2010 and 2011 seasons. Located next to each other behind the right field grand stand. The video board is 28' high x '50 wide. The Twins Tower is 100' high x 5' wide x 11' deep.




**GREAT CLIPS GREAT SEATS** - Built between the 2012 and 2013 seasons. The Twins replaced regular seating and unveiled the "Great Clips Great Seats" seating section. Located in the right field corner, is designed to be an exciting destination for both group and single-game ticket purchasers; similar to the Budweiser Roof Deck in left field.

**BARRIO** - Built between the 2014 and 2015 seasons. The Twins and Barrio announced a new partnership that included branding of a new bar/restaurant, replacing a team store and drink rails. Located adjacent to the left-field foul pole (inside Gate 6).



**CATCH AND MINNIE & PAUL'S** - Built between the 2015 and 2016 seasons. The Twins and Populous transformed the center field seating area into a multi-level fan gathering space. The upper level, called Minnie & Paul's, is a Twins-themed pub open to all fans. The lower tier, called CATCH, is an all-inclusive club with access to approximately 120 season ticket holders.

**LED LIGHTING** - Installed between the 2016 and 2017 seasons, the field lighting was upgraded to LED technology reducing fixture count from 746 to approximately 512. Approximately reduces energy use by 55% for the field lighting and provides an improved look for not only fans at the ballpark, but also for television viewers. LED fixtures were also installed to the underside of the canopy, allowing for flexibility to change colors as desired.



**BAT & BARREL** - Renovated in 2018, the space formerly known as the "Metropolitan Club" was improved to accommodate any fan, making it open to all fans with a game-day ticket. The most expensive renovation to date includes operable glass windows opening the space to the Target Field experience. Additionally, the space features state-of-the-art video elements, Minnesota-based artist murals, and major award history on display.

**EXPANDED CONCOURSE AND DRAFT 34** - Also in 2018, the Twins unveiled plans for expanding the main concourse at the intersection of Gates 29 and 34. This renovation will expand the concourse by as much as 40 feet creating enhanced ingress and egress for fans. It will also cut down on congestion and provide fans with premium new drink rail standing-room locations. Also included in the concourse renovation is a new tap wall known as DRAFT 34, which will feature up to 22 unique beers from across Twins Territory.



TARGET FIELD



# Card Carrying Fans **EARN REWARDS**

with the Minnesota Twins™ Rewards Mastercard®



## Super-Fan Starter Bonus **5,000 BONUS POINTS**

After you are approved and make your first purchase on the card.<sup>1</sup>

Use your card for everyday purchases and you'll see how fast the points add up.

- 3 points for every eligible net \$1 spent on Twins tickets, concessions and merchandise at the Twins Ticket Office, Target Field® and the Twins Pro Shop<sup>2</sup>
- 1 point for every eligible net \$1 spent everywhere else Mastercard is accepted<sup>2</sup>

### Redeem Points for Your Choice of Rewards<sup>2</sup>

- The MN Twins U.S. Bank Rewards Prepaid Card<sup>3</sup>
- Merchandise
- Variety of gift cards and certificates
- Travel on over 150 airlines with no blackout dates
- Cash back<sup>4</sup>

### For More Information and to Apply:

- Call 800.808.1059, ext. 38384
- Visit [usbank.com/Twins38384](http://usbank.com/Twins38384)



Official Bank and Proud Sponsor of the Twins

Account must be open and in good standing to earn and redeem rewards and benefits. Upon Approval, please refer to your Rewards Program Rules for additional information.

<sup>1</sup> This offer is subject to credit approval. To earn first use bonus, purchase must be made within 90 days of account open date. Bonus will be credited to your account 6-8 weeks after the end of the 90 day promotion period. <sup>2</sup> Net purchases are purchases minus credits and returns. Not all transactions are eligible to earn rewards, such as Advances, Balance Transfers, and Convenience Checks. <sup>3</sup> The Minnesota Twins U.S. Bank Rewards Prepaid Card cannot be reloaded with additional funds, nor can it be used at an ATM. No cash access. Terms and conditions and fees apply. For complete terms and conditions, see the "U.S. Bank Rewards Card Cardholder Agreement" available at [usbankrewards.com](http://usbankrewards.com). This Rewards Card is issued by U.S. Bank National Association, pursuant to a license from Mastercard International Incorporated. <sup>4</sup> Cash back is redeemed in the form of a statement credit.

The creditor and issuer of the Minnesota Twins Rewards Mastercard is U.S. Bank National Association, pursuant to a license from Mastercard International Incorporated. Mastercard is a registered trademark, and the circles design is a trademark of Mastercard International Incorporated. ©2018 U.S. Bank





# ALL-STAR GAME





# MINNESOTA TWINS AND THE

## ★ All-Star Game ★

The Minnesota Twins hosted Major League Baseball's All-Star Game in 2014, marking the third time as the host city to one of Major League Baseball's jewel events.

All-Star game events began at the Minneapolis Convention Center on July 11, where the T-Mobile FanFest took place for five days. On July 13, events included the MLB All-Star Charity 5-K & Fun Run, Taco Bell All-Star & Celebrity Softball Game and the SiriusXM Futures Game, where Jose Berrios, Alex Meyer and Kennys Vargas represented the Twins organization. July 14 featured the State Farm Home Run Derby, won by Oakland's Yoenis Cespedes. Brian Dozier represented the Twins, hitting two home runs while former Twin Justin Morneau participated in his third career Home Run Derby. Major League Baseball's 85th All-Star Game took place on July 15, which signified Yankee shortstop Derek Jeter's 14th and final All-Star Game. Jeter went 2-for-2, recording the game's first hit and run in the first inning. The Angels' Mike Trout earned the MVP Award, going 2-for-3 with two RBI and a run scored. The Twins were represented by catcher Kurt Suzuki and closer Glen Perkins, who combined to pitch and catch the ninth inning, giving Perkins the save in the American League's 5-3 victory. The game was played in front of 41,048, while attendance for the three days of events at Target Field was 121,169.

### TWINS HOME RUN DERBY PARTICIPANTS

PLAYER	YEAR
Tom Brunansky	1985
Gary Gaetti	1989
Torii Hunter	2002
Justin Morneau	2007
<b>Justin Morneau</b>	<b>2008</b>
Joe Mauer	2009
Brian Dozier	2014
Miguel Sanó	2017

**Bold** Denotes Home Run Derby Champion

Maloney. Twins in a reserve role included Tony Oliva, who went 1-for-2 with the game's only double; Zoilo Versalles; Jimmie Hall; and Jim "Mudcat" Grant, who allowed two runs in 2.0 innings of relief. The game was ultimately decided by a Ron Santo infield single, scoring Willie Mays in the seventh inning. Juan Marichal started for the NL, pitching 3.0 scoreless innings and earned the game's MVP Award. Sandy Koufax was the winning pitcher, Sam McDowell was the loser, and Bob Gibson was credited with the save as the game lasted two hours and 45 minutes and was played in front of 46,706.

On July 16, 1985, the Hubert H. Humphrey Metrodome staged the 56th All-Star Game, a 6-1 NL victory that included Hall of Famers Bert Blyleven, George Brett, Wade Boggs, Carlton Fisk, Tony Gwynn, Rickey Henderson, Paul Molitor, Jim Rice, Cal Ripken Jr., Nolan Ryan, Ryne Sandberg, Ozzie Smith and Dave Winfield. The Twins' lone representative was Tom Brunansky, who grounded out to short in his only at-bat in a reserve role and played one inning in right field. The NL jumped out in front early with a Steve Garvey RBI single in the second inning and held the lead throughout. LaMarr Hoyt started for the NL, allowing one unearned run in 3.0 innings pitched, earning the win and the game's MVP Award. Detroit's Jack Morris was the AL starter and suffered the loss. The game lasted two hours and 54 minutes and was played in front of 54,960.

The Dome also played host to the first ever All-Star Home Run Derby, including the Twins' own Tom Brunansky, who hit four home runs, good for second most among the 10 participants. Other participants were Jack Clark, Carlton Fisk, Steve Garvey, Eddie Murray, Dale Murphy, Home Run Derby Champion Dave Parker, Jim Rice, Cal Ripken Jr. and Ryne Sandberg.

Metropolitan Stadium hosted the 1965 All-Star Game on July 13, a 6-5 National League victory that featured 18 Hall of Famers, including Harmon Killebrew, Hank Aaron, Roberto Clemente, Bob Gibson, Sandy Koufax, Mickey Mantle, Juan Marichal, Willie Mays, Frank Robinson and Joe Torre. The Twins were represented by six players, marking the most in club history. The two starters for the Twins included Harmon Killebrew, who played first base and batted third and Earl Battey, who played catcher and batted eighth. Killebrew went 1-for-3 with a two-run homer in the fifth inning off Cincinnati's Jim

### TWINS FUTURES GAME SELECTIONS

PLAYER	TEAM	YEAR
Oswaldo Arcia, OF	World	2012
Grant Balfour, RHP	World	2001
Jose Berrios, RHP	World	2014, 2015
Travis Bowyer, RHP	U.S.	2005
Byron Buxton, OF	U.S.	2013
J.T. Chargois, RHP	U.S.	2016
Michael Cuddyer, IF	U.S.	1999
J.D. Durbin, RHP	U.S.	2003
Matt Garza, RHP+	U.S.	2007
Kyle Gibson, RHP	U.S.	2011
Nick Gordon, IF	U.S.	2017
Liam Hendriks, RHP	World	2010, 2011
Luke Hughes, IF	World	2008
Max Kepler, OF+	World	2015
Jason Kubel, OF	U.S.	2004
Francisco Liriano, LHP	World	2005
Trevor May, RHP+	U.S.	2014
Joe Mauer, C	U.S.	2003
Alex Meyer, RHP	U.S.	2014
Justin Morneau, IF	World	2002, 2004
Trent Oeltjen, OF	World	2006
Michael Restovich, OF	U.S.	2002
Ben Revere, OF	U.S.	2010
Luis Rivas, IF	World	2000
J.C. Romero, LHP	World	1999
Miguel Sanó, IF	World	2013
Anthony Slama, RHP	U.S.	2010
Denard Span, OF+	U.S.	2008
Brad Thomas, LHP	World	2000
Matt Tolbert, IF	U.S.	2007
Rene Tosoni, OF	World	2009
Kennys Vargas, 1B/DH	World	2014

+ Did not participate





★ *36<sup>th</sup> All-Star Game* ★  
 TUESDAY, JULY 13, 1965 AT METROPOLITAN STADIUM  
 NATIONAL LEAGUE 6, AMERICAN LEAGUE 5

National .....	3	2	0	0	0	1	0	0	—	6	11	0
American .....	0	0	0	1	4	0	0	0	—	5	8	0

National	AB	R	H	RBI	American	AB	R	H	RBI
Willie Mays, cf .....	3	2	1	1	Dick McAuliffe, ss .....	3	2	2	2
Hank Aaron, rf .....	5	0	1	0	Sam McDowell, p .....	0	0	0	0
Willie Stargell, lf .....	3	2	2	2	Tony Oliva, ph-rf .....	2	0	1	0
Roberto Clemente, ph-lf .....	2	0	0	0	Brooks Robinson, B, 3b .....	4	1	1	0
Dick Allen, 3b .....	3	0	1	0	Max Alvis, 3b .....	1	0	0	0
Ron Santo, 3b .....	2	0	1	1	Harmon Killebrew, 1b .....	3	1	1	2
Joe Torre, c .....	4	1	1	2	Rocky Colavito, rf .....	4	0	1	1
Ernie Banks, 1b .....	4	0	2	0	Eddie Fisher, p .....	0	0	0	0
Pete Rose, 2b .....	2	0	0	0	Joe Pepitone, ph .....	1	0	0	0
Maury Wills, ss .....	4	0	1	0	Willie Horton, lf .....	3	0	0	0
Leo Cardenas, ss .....	0	0	0	0	Felix Mantilla, 3b .....	2	0	0	0
Juan Marichal, p .....	1	1	1	0	Bobby Richardson, 2b .....	2	0	0	0
Cookie Rojas, ph .....	1	0	0	0	Vic Davalillo, cf .....	2	0	1	0
Jim Maloney, p .....	0	0	0	0	Zoilo Versalles, ss .....	1	0	0	0
Don Drysdale, p .....	0	0	0	0	Earl Battey, c .....	2	0	0	0
Frank Robinson, ph .....	1	0	0	0	Bill Freehan, c .....	1	0	1	0
Sandy Koufax, p .....	0	0	0	0	Milt Pappas, p .....	0	0	0	0
Turk Farrell, p .....	0	0	0	0	Jim 'Mudcat' Grant, p .....	0	0	0	0
Billy Williams, ph .....	1	0	0	0	Al Kaline, ph .....	1	0	0	0
Bob Gibson, p .....	0	0	0	0	Pete Richert, p .....	0	0	0	0
					Jimmie Hall, ph-cf .....	2	1	0	0
<b>Totals .....</b>	<b>36</b>	<b>6</b>	<b>11</b>	<b>6</b>	<b>Totals .....</b>	<b>34</b>	<b>5</b>	<b>8</b>	<b>5</b>

LOB — National 7, American 8. 2B — Oliva. HR — Mays, Torre, Stargell, McAuliffe and Killebrew. SB — Rose.  
 DP — National 1 (Wills, Rose and Banks), American 2 (B. Robinson, Mantilla and Killebrew), (McDowell, Richardson and Killebrew).

**PITCHING**

National	IP	H	R	ER	BB	SO	American	IP	H	R	ER	BB	SO
Juan Marichal .....	3.0	1	0	0	0	0	Milt Pappas .....	1.0	4	3	3	1	0
Jim Maloney .....	1.2	5	5	5	2	1	Jim 'Mudcat' Grant .....	2.0	2	2	2	1	3
Don Drysdale .....	0.1	0	0	0	0	0	Pete Richert .....	2.0	1	0	0	0	2
Sandy Koufax (W) .....	1.0	0	0	0	2	1	Sam McDowell (L) .....	2.0	3	1	1	1	2
Turk Farrell .....	1.0	0	0	0	1	0	Eddie Fisher .....	2.0	1	0	0	0	0
Bob Gibson (S) .....	2.0	2	0	0	1	3							
<b>Totals .....</b>	<b>9.0</b>	<b>8</b>	<b>5</b>	<b>5</b>	<b>6</b>	<b>5</b>	<b>Totals .....</b>	<b>9.0</b>	<b>11</b>	<b>6</b>	<b>6</b>	<b>3</b>	<b>7</b>

WP — Maloney. Umpires — Stevens, Weyer, DiMuro, Williams, Valentine and Kibler.  
 T — 2:45. A — 46,706





# ★ 56<sup>th</sup> All-Star Game ★

TUESDAY, JULY 16, 1985 AT H.H.H. METRODOME  
NATIONAL LEAGUE 6, AMERICAN LEAGUE 1

National .....	0	1	1	0	2	0	0	0	2	—	6	9	1
American .....	1	0	0	0	0	0	0	0	0	—	1	5	0

National	AB	R	H	RBI
Tony Gwynn, lf.....	1	0	0	0
Jose Cruz, lf.....	1	0	0	0
Tim Raines, ph-lf.....	0	1	0	0
Tom Herr, 2b.....	3	1	1	0
Nolan Ryan, p.....	1	0	0	0
Tony Pena, c.....	1	0	0	0
Steve Garvey, 1b.....	3	0	1	1
Jack Clark, 1b.....	1	0	0	0
Dale Murphy, cf.....	3	0	1	0
Willie McGee, cf.....	2	0	1	2
Darryl Strawberry, rf.....	1	2	1	0
Dave Parker, rf.....	2	0	0	0
Graig Nettles, 3b.....	2	0	0	0
Tim Wallach, 3b.....	2	1	1	0
Terry Kennedy, c.....	2	0	1	1
Ozzie Virgil, c.....	1	0	1	2
Fernando Valenzuela, p.....	0	0	0	0
Pete Rose, ph.....	1	0	0	0
Jeff Reardon, p.....	0	0	0	0
Glenn Wilson, ph.....	1	0	0	0
Rich Gossage, p.....	0	0	0	0
Ozzie Smith, ss.....	4	0	0	0
LaMarr Hoyt, p.....	1	0	0	0
Garry Templeton, ph.....	1	0	1	0
Ryne Sandberg, 2b.....	1	1	0	0

American	AB	R	H	RBI
Rickey Henderson, cf.....	3	1	1	0
Paul Molitor, 3b-cf.....	1	0	0	0
Lou Whitaker, 2b.....	2	0	0	0
Damaso Garcia, 2b.....	2	0	1	0
George Brett, 3b.....	1	0	0	1
Phil Bradley, cf.....	1	0	0	0
Dan Petry, p.....	0	0	0	0
Willie Hernandez, p.....	0	0	0	0
Eddie Murray, 1b.....	3	0	0	0
Tom Brunansky, rf.....	1	0	0	0
Cal Ripken, ss.....	3	0	1	0
Alan Trammell, ss.....	1	0	0	0
Dave Winfield, rf.....	3	0	1	0
Donnie Moore, p.....	0	0	0	0
Wade Boggs, 3b.....	0	0	0	0
Jim Rice, lf.....	3	0	0	0
Carlton Fisk, c.....	2	0	0	0
Ernie Whitt, c.....	0	0	0	0
Gary Ward, ph.....	1	0	0	0
Rich Gedman, c.....	1	0	0	0
Jack Morris, p.....	0	0	0	0
Jimmy Key, p.....	0	0	0	0
Harold Baines, ph.....	1	0	1	0
Bert Blyleven, p.....	0	0	0	0
Cecil Cooper, ph.....	0	0	0	0
Dave Stieb, p.....	0	0	0	0
Don Mattingly, 1b.....	1	0	0	0

**Totals**..... 35..... 6..... 9..... 6

**Totals**..... 30..... 1..... 5..... 1

GW RBI — Garvey. E — Kennedy. LOB — National 10, American 7. 2B — Herr, Murphy, Wallach and McGee. SB — Henderson, Strawberry, Winfield, Cruz and Garcia. SF — Brett. DP — National 1 (Pena-Sandberg-Reardon-Wallach).

## PITCHING

National	IP	H	R	ER	BB	SO
LaMarr Hoyt (W).....	3.0	2	1	0	0	0
Nolan Ryan.....	3.0	2	0	0	2	2
Fernando Valenzuela.....	1.0	0	0	0	1	1
Jeff Reardon.....	1.0	1	0	0	0	1
Rich Gossage.....	1.0	0	0	0	1	2

American	IP	H	R	ER	BB	SO
Jack Morris (L).....	2.2	5	2	2	1	1
Jimmy Key.....	0.1	0	0	0	0	0
Bert Blyleven.....	2.0	3	2	2	1	1
Dave Stieb.....	1.0	0	0	0	1	2
Donnie Moore.....	2.0	0	0	0	0	1
Dan Petry.....	0.1	0	2	2	3	1
Willie Hernandez.....	0.2	1	0	0	1	2

**Totals**..... 9.0..... 5..... 1..... 0..... 4..... 5

**Totals**..... 9.0..... 9..... 6..... 6..... 7..... 8

WP — Valenzuela. HBP — Strawberry (by Blyleven). Umpires — McCoy, Kibler, Bremigan, Williams, Coble and Marsh.  
T — 2:54. A — 54,960.







# ★ TWINS ALL-TIME ALL-STAR SELECTIONS ★

**1961** Harmon Killebrew, 1B (x2)  
Camilo Pascual, SP

**1962** Earl Battey, C (x2)  
Jim Kaat, SP  
Camilo Pascual, SP (x2)

**1963** Bob Allison, OF  
**Earl Battey, C**  
Harmon Killebrew, OF  
**Zoilo Versalles, SS**

**1964** Bob Allison, 1B  
Jimmie Hall, OF  
**Harmon Killebrew, OF**  
**Tony Oliva, OF**  
Camilo Pascual, SP

**1965** Earl Battey, C  
Jim Grant, SP  
Jimmie Hall, OF  
Harmon Killebrew, 1B  
Tony Oliva, OF  
Zoilo Versalles, SS

**1966** Earl Battey, C  
Jim Kaat, SP  
Harmon Killebrew, 3B  
**Tony Oliva, OF**

**1967** Rod Carew, 2B  
**Dean Chance, SP**  
**Harmon Killebrew, 1B**  
Tony Oliva, OF

**1968** Rod Carew, 2B  
**Harmon Killebrew, 1B**  
Tony Oliva, OF

**1969** Rod Carew, 2B  
Harmon Killebrew, 3B  
Tony Oliva, OF  
John Roseboro, C

**1970** Rod Carew, 2B  
**Harmon Killebrew, 3B**  
Tony Oliva, OF  
Jim Perry, SP

**1971** Leo Cardenas, SS  
**Rod Carew, 2B**  
Harmon Killebrew, 1B  
Tony Oliva, OF  
Jim Perry, SP

**1972** Rod Carew, 2B

**1973** Bert Blyleven, SP  
**Rod Carew, 2B**

**1974** Rod Carew, 2B

**1975** Rod Carew, 2B

**1976** Rod Carew, 1B  
Butch Wynegar, C

**1977** Rod Carew, 1B  
Larry Hise, OF  
Butch Wynegar, C

**1978** Rod Carew, 1B

**1979** Roy Smalley, SS

**1980** Ken Landreaux, OF

**1981** Doug Corbett, RP

**1982** Kent Hrbek, 1B

**1983** Gary Ward, OF

**1984** Dave Engle, C

**1985** Tom Brunansky, OF

**1986** Kirby Puckett, OF

**1987** Kirby Puckett, OF

**1988** Gary Gaetti, 3B  
Tim Laudner, C  
Kirby Puckett, OF  
Jeff Reardon, RP  
**Frank Viola, SP**

**1989** Gary Gaetti, 3B  
**Kirby Puckett, OF**

**1990** Kirby Puckett, OF

**1991** Rick Aguilera, RP  
**Scott Erickson, SP+**  
**Jack Morris, SP**  
Kirby Puckett, OF

**1992** Rick Aguilera, RP  
Chuck Knoblauch, 2B  
**Kirby Puckett, OF**

**1993** Rick Aguilera, RP  
**Kirby Puckett, OF**

**1994** Chuck Knoblauch, 2B  
**Kirby Puckett, OF**

**1995** Kirby Puckett, OF

**1996** Chuck Knoblauch, 2B

**1997** Chuck Knoblauch, 2B

**1998** Brad Radke, SP

**1999** Ron Coomer, 3B

**2000** Matt Lawton, OF

**2001** Cristian Guzmán, SS  
Joe Mays, SP  
Eric Milton, SP

**2002** Eddie Guardado, RP  
**Torii Hunter, OF**  
A.J. Pierzynski, C

**2003** Eddie Guardado, RP

**2004** Joe Nathan, RP

**2005** Joe Nathan, RP  
Johan Santana, SP

**2006** Francisco Liriano, SP  
Joe Mauer, C  
Johan Santana, SP

**2007** Torii Hunter, OF  
Justin Morneau, 1B  
Johan Santana, SP

**2008** Joe Nathan, RP  
**Joe Mauer, C**  
Justin Morneau, 1B

**2009** Joe Nathan, RP  
**Joe Mauer, C**  
Justin Morneau, 1B

**2010** Joe Mauer, C  
**Justin Morneau, 1B+**

**2011** Michael Cuddyer, OF

**2012** Joe Mauer, C

**2013** Joe Mauer, C  
Glen Perkins, RP

**2014** Glen Perkins, RP  
Kurt Suzuki, C

**2015** Glen Perkins, RP  
Brian Dozier, 2B

**2016** Eduardo Nuñez, INF

**2017** Brandon Kintzler, RHP  
Miguel Sanó, 3B  
Ervin Santana, RHP

**Bold** denotes voted as starter  
+ Did not play due to injury

## MANAGERS/COACHES

**1965** Sam Mele, CH

**1966** Sam Mele, MGR

**1976** Gene Mauch, CH

**1983** Billy Gardner, CH

**1988** Tom Kelly, MGR

**1991** Tom Kelly, CH

**1992** Tom Kelly, MGR

**2003** Ron Gardenhire, CH

**2007** Ron Gardenhire, CH

**2014** Ron Gardenhire, CH

## FINAL VOTE NOMINATIONS

**2004** Lew Ford, OF

**2005** Torii Hunter, OF

**2006** Francisco Liriano, SP#

**2007** Pat Neshek, RP

**2010** Delmon Young, OF

**2015** Brian Dozier, 2B#

# Replaced injured player but was not voted in

### TWINS CAREER ALL-STAR SELECTIONS

1. Rod Carew	12
2. Harmon Killebrew	11
3. Kirby Puckett	10
4. Tony Oliva	8
5. Joe Mauer	6

### TWINS CAREER ALL-STAR STARTING SELECTIONS

1. Rod Carew	11
2. Kirby Puckett	6
3. Joe Mauer	4
Harmon Killebrew	4
Earl Battey	4





**MISC.**



# MINNESOTA TWINS IN THE COMMUNITY

The players, coaches, former players and employees of the Minnesota Twins support nonprofit organizations throughout the Upper Midwest and Southwest Florida. Through in-kind and cash donations, player appearances and promotional support, the Twins help raise needed funds for charity.



## MINNESOTA TWINS COMMUNITY SUPPORT

- **Twins Players** » Raise funds for charities with events like TwinsFest, Mauer and Friends Kids Classic for Gillette Children's Specialty Healthcare, Brian Dozier's Celebrity Waiter Dinner benefitting the Boys and Girls Clubs of the Twin Cities, Kyle Gibson's Big League Impact fantasy football league for various charities as well as hospital and school visits and community events.
- **Former Players** » Kent Hrbek, Rod Carew, Tony Oliva, Bert Blyleven, Torii Hunter, Justin Morneau, Glen Perkins and others raise funds for charities through their events and appearances.
- **Educational Programs** » Programs such as Perfect Attendance - Perfect Game, Learning Through Baseball: On the Road, Father of the Year Essay Contest, and partnerships with Athletes Committed to Educating Students.
- **Youth Recreation/Healthy Living** » Programs such as the Hennepin County Step-to-it Challenge, Boys and Girls Clubs of the Twin Cities and Courage Center and the "Rolling Twins".
- **In-Kind Giving** » More than 2,700 auctions and fundraisers donated to in 2017 (autographs, game experience, etc).



For more information about the Twins Community Fund or a program, please visit [www.twinscommunityfund.org](http://www.twinscommunityfund.org) or call 800-33-TWINS.



# MINNESOTA TWINS IN THE COMMUNITY

## 2018 TWINS COMMUNITY FUND PROGRAMS

The Minnesota Twins Community Fund was chartered as an independent public charity in 1991 to lead the team's community work. The Fund's mission is:

"To enrich local and regional communities by providing resources for the healthy development of children and families through an association with baseball, softball and the Minnesota Twins."

The work of the Twins Community Fund is made possible by the generous support of the Minnesota Twins Baseball Club, our corporate partners Target, U.S. Bank, Treasure Island Resort & Casino, Delta Air Lines, Twins players and especially Twins fans.

The Fund will meet its mission through the operation of the following programs and activities benefiting Upper Midwest, Southwest Florida and Latin American communities, including the distribution of more than \$1.8 million in 2018.

### YOUTH PROGRAMS

- Twins Youth Clinics provide free youth baseball and softball instruction.
- Play Ball! Minnesota is a collaboration of youth baseball and softball organizers working together to promote and improve baseball and softball ([www.playballmn.com](http://www.playballmn.com)).
- Twins Reviving Baseball in Inner Cities (RBI) organizes summer youth baseball and softball programs in the cities of Minneapolis and St. Paul. ([www.twincitiesrbi.com](http://www.twincitiesrbi.com)).
- RBI Academy provides baseball and softball skills training for RBI participants.
- STEM Learning Through Baseball program will provide grants to local schools and youth serving organizations to attend Twins Learning Through Baseball Classes in STEM subjects.

### GRANT PROGRAMS

- Fields for Kids grants renovate or construct youth baseball and softball fields.
- Jr. Twins Grants provide youth baseball and softball organizations monetary grants and educational resources they need to train coaches, run their leagues, and get more kids in the game.
- Youth Coaching Grants provide dollars to youth organizations to hire high school or college age coaches or administrators
- Hennepin County Youth Baseball/Softball Grants provides support to youth baseball and softball capital projects located in Hennepin County.
- Southwest Florida Community Grants provide grants to nonprofits organizations in southwest Florida.

### RECOGNITION PROGRAM

- Carl R. Pohlad Award recognizes the outstanding community involvement and on-field performance of a current Twins player each season.

- Kirby Puckett Award recognizes a Twins alumni player or coach who best exemplifies Kirby's legacy of community service and involvement.
- Play Ball! Minnesota Terry Ryan Award recognizes a member of the Minnesota baseball and/or softball community that is a leader in supporting the game of youth baseball and/or softball by contributing to the advocacy and promotion of the game and its participants.
- Play Ball! Minnesota Mr. Baseball and Ms. Softball Awards honors the top Minnesota high school athlete in baseball and softball.

### TICKET DONATION PROGRAM

- TwinsCare is supported by Twins players and corporate partners who donate Twins home game tickets to youth-serving nonprofit organizations.

### MAJOR FUNDRAISING EVENTS/INITIATIVES

- TwinsFest (January, 2018)
- Playball! MN Coaches Conference (March 31, 2018)
- Twins Welcome Home Luncheon (April 13, 2018)
- Twins Community Fund In-Stadium Auctions
- Twins Broadcast Auction (Summer 2018)
- Women's Baseball Experience (May 19, 2018)
- Town Ball Classic (May 26, 2018)
- Catch on the Field (June 9 & July 14, 2018)
- MLB RBI World Series (August, 2018)
- Twins Hall of Fame Breakfast (August 4, 2018)



For more information about the Twins Community Fund or a program, please visit [www.twinscommunityfund.org](http://www.twinscommunityfund.org) or call 800-33-TWINS.

The Minnesota Twins Community Fund is governed by a board of directors comprised of a majority of members from the Upper Midwest. 2018 board members are:

### COMMUNITY MEMBERS

Shelley Buck – Prairie Island Indian Community  
Mike Echols – Carousel Motors  
Bob Jossart – RJM Construction  
Tony Sertich – The Northland Foundation  
Kelly Larson – Summit Brewing Company  
John Butcher – Caribou Coffee  
J Marie Fieger – Niemer Fieger  
Tom Moudry – Martin Williams

Bernard Brinkley – Wells Fargo  
Amy Dahl – The Toro Company  
Neil Johnson – Shakopee Public Schools  
Bill Lentsch – Delta Airlines  
Rajiv Shah – ACES  
Shelly Hotzler – Jackson County Schools  
Brian Mensick – KPMG

### INSTITUTIONAL MEMBERS

Laura Day – Minnesota Twins  
Renee Dozier – Twins Wives Organization

Corey Koskie – Minnesota Twins  
Joe Maur – Minnesota Twins



## TWINS RETIRED NUMBERS




### HARMON KILLEBREW

# 3

One of the greatest home run hitters of all time, Harmon Killebrew will forever be remembered by Twins fans as the 'Killer' for his prolific clouts. A member of the Twins from their inaugural Minnesota season in 1961, Killebrew hit 573 career home runs, 475 of them in his 14 seasons with the Twins, and ranks 12th on the all-time home run list and third (behind Babe Ruth and Alex Rodriguez) in American League history. He hit over 40 home runs on eight occasions, and 30 or more 10 times, while driving in 100 or more runs nine times.

Killebrew was the American League's Most Valuable Player in 1969 when he hit 49 home runs with an amazing 140 RBI and 145 walks, all team records that still stand. He was elected to the Baseball Hall of Fame in 1984, becoming the first Twin to receive the honor. He had his number 3 formally retired on May 4, 1975, and was selected to the Twins 25th Anniversary Team in 1986 and 40th Season

All-Time Team in 2000. He was inducted into the Twins Hall of Fame on August 12, 2000 and named one of the "50 Greatest Twins" in 2010. Killebrew passed away on May 17, 2011.



### ROD CAREW


# 29

No Twins fan will ever forget the graceful power of Rod Carew's hitting stroke. Nor will any baseball enthusiast ever forget the summer of 1977, when Carew made his determined run at the untouchable .400 mark, because, just as Killebrew embodied the power of the game, Carew represented its finesse.

He was a career .328 hitter over his 19 major league seasons and was the winner of seven American League batting titles, all during his 12 years with Minnesota. Carew hit .300 or better 15 consecutive seasons and finished his career with 3,053 hits, which places him 25th among the all-time hit leaders and makes him one of only 31 players to collect 3,000 or more career hits.

Carew, who won the American League Most Valuable Player award in 1977, was elected to the Baseball Hall of Fame on the first ballot in 1991. He had his number 29 retired July 19, 1987, and was selected to the Twins 25th Anniversary Team in 1986 and the 40th Season Anniversary All-Time

Team in 2000. He was inducted into the Twins Hall of Fame on August 12, 2000 and was named one of the "50 Greatest Twins" in 2010.




### TONY OLIVA

# 6

Pedro 'Tony' Oliva Jr., or 'Tony-O' to those who followed his 24-year career as a Twins player and coach, was a man who seemed to excel in all aspects of the game. He could hit for power and average, run, field and throw, and his versatility made him one of the most feared hitters of his day.

Tony-O collected 1,917 hits and retired with a .304 career average. He is the only player to win batting titles in his first two seasons and was the winner of three in his 15-year career, which still stands as the club's longevity mark. His prowess as a hitter was demonstrated by the fact that he led the league in hits five times and his 220 career home runs rank fourth all-time among Twins. If not for the knee problems that cut his career short, Oliva would have been a certain choice for the National Baseball Hall of Fame.

Oliva, the 1964 American League Rookie of the Year, began his coaching career in 1976. He now works as a Twins hitting instructor at the major league and minor league level and scouts for the club. He had his number 6 retired July 14, 1991, and was selected to the Twins 25th Anniversary Team in 1986 and the 40th Season Anniversary All-Time Team in 2000. He was inducted into the Twins Hall of Fame on August 12, 2000 and was named one of the "50 Greatest Twins" in 2010.



### KENT HRBEK

# 14

Kent Hrbek grew up in the shadows of Metropolitan Stadium in Bloomington and was destined to become a Minnesota Twin. The big kid had more fun than most and treated Twins fans to much excitement from the day he donned a Twins uniform, homering in his major league debut in the 12th inning at Yankee Stadium to give the Twins a win on August 24, 1981. He finished his career with 293 home runs, 1,086 RBI and 838 walks, all good for second most in club history.

Hrbek, who was runner-up to Cal Ripken Jr. for American League Rookie of the Year in 1982, made his only All-Star appearance that season. He was most appreciated by his teammates and Twins fans for his upper-deck power, agility and for being one of the best ever to play first base. He is among club leaders in nearly every offensive category, but may be best remembered for his Game 6 grand slam in the 1987 World Series, or for his tag of Atlanta's Ron Gant in Game 2 of the 1991 World Series.

He had his number 14 formally retired August 13, 1995 and was selected to the Twins 40th Season Anniversary All-Time Team in 2000. He was inducted into the Twins Hall of Fame on August 12, 2000, was selected to the All-Metrodome team in 2009 and was named one of the "50 Greatest Twins" in 2010.



## TWINS RETIRED NUMBERS

# 34

### KIRBY PUCKETT



eye on July 12. He retired as the Twins' all-time leader in hits (2,304), doubles (414), total bases (3,453), at-bats (7,244) and runs (1,071).

Puckett was one of the game's greatest community leaders and was given Major League Baseball's Roberto Clemente Man of the Year Award in 1996. He was elected to the Baseball Hall of Fame on the first ballot in 2001 and became the third-youngest living electee in baseball history (behind Sandy Koufax and Lou Gehrig). He had his number 34 formally retired May 25, 1997 and was selected to the Twins 40th Season Anniversary All-Time Team in 2000. He was inducted into the Twins Hall of Fame on August 12, 2000, was selected to the All-Metrodome Team in 2009 and named one of the "50 Greatest Twins" in 2010. Puckett passed away on March 6, 2006.

### BERT BLYLEVEN

# 28



After breaking into the big leagues at the age of 19, Blyleven would go on to pitch 11 of his 22 major league seasons with the Twins (1970-76 and 1985-88). His knee-buckling curve ball, competitive drive and his knack for being the clubhouse "prankster" are only a few reasons why Blyleven had a successful career.

Blyleven was named the 1970 American League Rookie Pitcher of the Year and was selected to the American League All-Star Team in 1973 and 1985. He finished his Twins career with a record of 149-138 and a 3.28 ERA. His 2,035 strikeouts are the most in Twins history, while his 149 wins rank second.

The winner of two World Series Championships (1979 with Pittsburgh and 1987 with Minnesota), Blyleven ranks fifth on Major League Baseball's all-time strikeouts list with 3,701.

His number 28 was formally retired July 16, 2011, becoming the first Twins pitcher to have his number retired. Blyleven was selected to the Twins 40th Season Anniversary All-Time Team in 2000. He was inducted into the Twins Hall of Fame in 2002, was selected to the All-Metrodome Team in 2009 and named one of the "50 Greatest Twins" in 2010. Blyleven was inducted into the National Baseball Hall of Fame in Cooperstown, NY on July 24, 2011, becoming the first Hall of Famer born in the Netherlands.

### TOM KELLY

# 10



"TK" took over the managerial duties for the Twins on September 12, 1986. In his first full season (1987) as the skipper, he led the Twins to their first World Series Championship. He led the club to their second World Series victory in 1991, which marked the first time in major league history that a team went from last place one season to World Champions the next.

Kelly had a managerial record of 1140-1244, which places him first on Minnesota's all-time list in wins and games managed. At the time of his retirement after the 2001 season, Kelly was the longest tenured manager/coach in all of major sports. His number 10 was formally retired September 8, 2012, becoming the first Twins manager to receive the honor. Kelly was selected manager on the Twins 40th Season Anniversary All-Time Team in 2000 and was one of the "50 Greatest Twins" in 2010.

### JACKIE ROBINSON

# 42



Jackie Robinson broke baseball's color barrier when Branch Rickey brought him up to the Brooklyn Dodgers in 1947. He brought a dynamic style of play to the game and terrorized the base paths. Robinson also proved to be an excellent hitter and a superb defensive infielder. He was voted the National League MVP in 1949 when he hit a league-leading .342 and drove in 124 runs. He batted .311 in his 10-year career and set several fielding records for second basemen.

In conjunction with the 50th anniversary celebration of Robinson breaking baseball's color barrier, Commissioner Bud Selig announced on April 15, 1997 at Shea Stadium that Major League Baseball would retire his uniform number 42 in perpetuity. The Minnesota Twins officially retired his number on May 23, 1997.



# MINNESOTA TWINS HALL OF FAME

The Minnesota Twins Hall of Fame, which honors players, coaches and off-field personnel who have contributed to the organization's growth and success since the Twin Cities broke into the major leagues in 1961, was created as part of the club's 40th Season Celebration in 2000.

The inaugural class of Twins Hall of Famers, inducted on August 12, 2000, included Harmon Killebrew, Rod Carew, Tony Oliva, Kent Hrbek, Kirby Puckett and Calvin Griffith. The 2001 class included Herb Carneal and Jim Kaat while Bert Blyleven and Tom Kelly were inducted in 2002. Bob Allison and Bob Casey were inductees for 2003, Earl Battey was honored in 2004, Carl Pohlad and Frank Viola in 2005, Zoilo Versalles in 2006, Gary Gaetti and Jim Rantz in 2007, Rick Aguilera in 2008, Brad Radke and George Brophy in 2009, Greg Gagne in 2010, Jim Perry in 2011, Camilo Pascual in 2012, Eddie Guardado and Tom Mee in 2013, Chuck Knoblauch was elected in 2014, no player or non-player was elected in 2015, Torii Hunter and John Gordon were elected in 2016, Michael Cuddyer and Andy MacPhail in 2017, and Johan Santana will be inducted in 2018.

Below is the criteria for the Minnesota Twins Hall of Fame.

**Player** – Service time of three seasons with Twins and retirement from Major League Baseball. Voting is conducted by a 67-member committee, which includes the fan vote as one "member." All candidates with at least 60% of the vote are elected.

**Non-Player** – Will be elected by a 24-member veterans committee consisting of all living Twins Hall of Fame members, Twins front office personnel and local Twins historians. Those eligible to be voted into the Twins Hall of Fame via the Veterans Committee balloting include owners, managers, coaches, scouts, broadcasters, media and front office personnel. All candidates with at least 60% of the vote are elected.

## ★ CLASS OF 2000 ★

**HARMON KILLEBREW**  
FIRST BASEMAN, 1961-74 (SEE PAGE 416)

**ROD CAREW**  
SECOND BASEMAN, 1967-78 (SEE PAGE 416)

**TONY OLIVA**  
OUTFIELDER, 1962-76 (SEE PAGE 416)

**KENT HRBEK**  
FIRST BASEMAN, 1981-94 (SEE PAGE 416)

**KIRBY PUCKETT**  
OUTFIELDER, 1984-95 (SEE PAGE 417)



**CALVIN GRIFFITH**  
PRESIDENT & PRINCIPAL OWNER, 1961-1983

Griffith was instrumental in bringing Major League Baseball to the state of Minnesota. He moved the Washington Senators to the Twin Cities for the 1961 season, providing Minnesota with its first Major League Baseball team.

In his 24 seasons as president and principal owner, the Twins were 1,930-1,887 with two American League West Division championships (1969 and 1970), one AL pennant (1965) and one All-Star Game (1965), while attracting 25,664,104 fans.

Griffith was involved in baseball for over 60 years and was known not only for his keen eye of baseball talent, but for his deep passion for the game. He was a member of the inaugural class of the Twins Hall of Fame, inducted on August 12, 2000. Griffith passed away from complications from a kidney infection on October 20, 1999. He was memorialized in the Metrodome with a row of seats from Metropolitan Stadium. "Calvin's Seats" hosted underprivileged families at every Twins home game.

## ★ CLASS OF 2001 ★



**HERB CARNEAL**  
RADIO BROADCASTER, 1962-2006

The dean of American League radio broadcasters, Carneal was a broadcaster of Twins games for 45 years. He was the 1996 recipient of the Ford C. Frick Award, the highest honor given to a baseball broadcaster, which is presented annually to broadcasters who make major contributions to baseball and its fans.

Hired away from the Baltimore Orioles in 1962, where he was part of the play-by-play team for five years, Carneal was behind the microphone for all but the first of the Twins' first 46 seasons in Minnesota. Carneal passed away on April 1, 2007. The H.H.H. Metrodome baseball pressbox was named in his honor, as is the Target Field pressbox.





## JIM KAAT

LEFT-HANDED PITCHER, 1961-73

Kaat spent 13 of his 25 major league seasons with the Twins and won 10 or more games for the Twins in every season except his first (1961), when he won nine games. Kaat's best season of his career came in 1966, when he was selected to his second of three career All-Star Games (1962 and 75). He finished the season 25-13 with a 2.75 ERA, leading the league in games started, wins, innings pitched and complete games. Kaat won 16 consecutive Rawlings Gold Gloves from 1962 to 1977.

Kaat pitched in the postseason in two separate years for the Twins, the 1965 World Series and the 1970 American League Championship Series. He is the Twins' all-time leader in wins (189), games started (422) and innings pitched (2959.1), and is second in complete games (133), shutouts (23) and strikeouts (1824). Kaat was also selected as the left-handed pitcher on the Twins 25th Anniversary Team in 1986 and the Twins 40th Season Anniversary All-Time Team in 2000. In 2010, he was named one of the "50 Greatest Twins."

### ★ CLASS OF 2002 ★

## BERT BLYLEVEN

RIGHT-HANDED PITCHER, 1970-76 & 85-88  
[SEE PAGE 417]

## TOM KELLY

MANAGER, 1986-2001 [SEE PAGE 417]

### ★ CLASS OF 2003 ★



## BOB ALLISON

OUTFIELDER, 1961-70

Allison was the American League Rookie of the Year and an All-Star while beginning his career with the Washington Senators in 1959, and continued his success when the franchise moved to Minnesota in 1961. Allison will be remembered most by Twins fans for his diving catch in Game 2 of the 1965 World Series. He was also selected to the All-Star team in 1963 and 1964. Allison was named the left fielder on the Twins 25th Anniversary Team in 1986, as an outfielder on the Twins 40th Season Anniversary All-Time Team in 2000 and as one of the "50 Greatest Twins" in 2010. The Twins honored his legacy in 2005 with the creation of the annual Bob Allison Award for Leadership.

Allison passed away after a long battle with ataxia in 1995.



## BOB CASEY

PUBLIC ADDRESS ANNOUNCER, 1961-2004

The only public address announcer the team had ever known, Casey was a part of the Twins since their move from Washington in 1961. His voice being a fixture for Twins fans, Casey exuded enthusiasm and excitement game after game, year after year. From the first pitch at Metropolitan Stadium in 1961 to his final game in 2004, Casey was the man behind the microphone.

Casey passed away in 2005 from complications with liver cancer.

### ★ CLASS OF 2004 ★



## EARL BATTEY

CATCHER, 1961-67

Battey spent parts of 13 seasons in the big leagues, including seven with Minnesota from 1961 to 1967. In his seven seasons as a Twin, he batted .278 (768-for-2762) with 76 home runs and 350 RBI in 853 games. He was instrumental in the Twins' 1965 World Series appearance against the Los Angeles Dodgers after batting .297 in 131 games during the regular season.

Battey's numerous accolades include four All-Star appearances (1962, 63, 65 and 66), three Rawlings Gold Glove Awards as a catcher (1960, 61 and 62), three top ten American League MVP Award finishes (1960, 63 and 65) and the 1963 Calvin R. Griffith Award as Most Valuable Twin. Battey was selected as the catcher on the Twins 25th Anniversary Team in 1986 and the Twins 40th Season Anniversary All-Time Team in 2000, and was named one of the "50 Greatest Twins" in 2010.

Battey passed away in 2003 from complications with cancer.



## ★ CLASS OF 2005 ★



**CARL R. POHLAD**  
OWNER, 1984-2009

With the franchise facing a possible move out of state, Pohlad purchased the Twins in 1984. He was motivated by a sense of community responsibility and a feeling that major league sports, particularly baseball, are important assets that contribute to the quality of life in the community.

Pohlad enjoyed great success upon taking ownership of the Twins by providing leadership that resulted in two World Series Championships in 1987 and 1991 and back-to-back-to-back American League Central Division Championships from 2002 to 2004.

The on-field success of the franchise was largely due to Pohlad's ability to build and manage an exceptional baseball organization with a strong emphasis on player development. In addition, the Pohlad family has given millions of dollars and countless hours of their time back to the community and region through programs in the Twins Community Fund and the Carl and Eloise Pohlad Family Foundation.

Pohlad passed away on January 5, 2009.



**FRANK VIOLA**  
LEFT-HANDED PITCHER, 1982-89

"Sweet Music" was a mainstay in the Twins starting rotation from 1982 to 1989, winning at least 16 games each season from 1984 to 1988 and helping the Twins to their first World Series Championship in 1987.

Viola was named 1987 World Series MVP, posting wins in Games 1 and 7, and had his finest individual season in 1988 when he posted a 24-7 record with a 2.64 ERA to earn American League Cy Young Award honors.

Viola ranks among the top 10 in several Twins all-time pitching categories, including wins (112, 5th), games started (259, 4th), complete games (54, 6th), shutouts (10, tied for 7th), innings pitched (1,772.2, 5th), and strikeouts (1,214, 5th). Viola was named an American League All-Star in 1988, was selected as a left-handed pitcher on the Twins 40th Season Anniversary All-Time Team in 2000 and was named one of the "50 Greatest Twins" in 2010.

## ★ CLASS OF 2006 ★



**ZOILLO VERSALLES**  
SHORTSTOP, 1961-67

Versalles was a slick-fielding shortstop through his seven seasons (1961-67) as a Twin, winning the American League MVP award in 1965 when he hit .273 with 19 home runs and a career-high 77 RBI. Versalles also earned his second Rawlings Gold Glove Award in 1965 and made the second of his two All-Star Game appearances that same season, leading the Twins to their first World Series appearance.

In 1965, Versalles led the American League in runs (126), total bases (308), doubles (45), triples (12) and extra-base hits (76). He spent 12 seasons in the major leagues, playing in 1,400 games with Washington (1959-60), Minnesota (1961-67), Los Angeles-AL (1968), Cleveland (1969), Washington Senators (1969) and Atlanta (1971). Versalles was named one of the "50 Greatest Twins" in 2010.

Versalles passed away on June 9, 1995.

## ★ CLASS OF 2007 ★




**GARY GAETTI**  
THIRD BASEMAN, 1981-90

Gaetti, a four-time Rawlings Gold Glove third baseman (1986-89), played 10 seasons for the Twins from 1981 to 1990 and was the Opening Day third baseman for nine consecutive years (1982-90). Gaetti helped guide the Twins to their first World Championship in 1987 as he hit 31 homers and drove in a team-high 109 runs.

During the 1987 ALCS against Detroit, Gaetti hit .300 (6-for-20) with two home runs, five RBI and was named the Series MVP. A two-time American League All-Star, Gaetti ranks eighth in RBI (758), games (1361), at-bats (4989), doubles (252) and home runs (201), and ninth in total bases (2181) and hits (1276) on Minnesota's all-time lists. His .977 fielding percentage in 1988 is still the highest single season percentage by a Twins third baseman.

Gaetti spent 20 seasons in the major leagues, playing in 2,507 games with Minnesota (1981-90), California (1991-93), Kansas City (1993-95), St. Louis (1996-98), Chicago-NL (1998-99) and Boston (2000). He was named one of the "50 Greatest Twins" in 2010.





## JIM RANTZ

PITCHER & FRONT OFFICE, 1961-2012

Jim Rantz was a member of the Twins from their inception in 1961 to his retirement after the 2012 season. The former Golden Gopher signed his first professional contract with the Washington Senators in 1960, and after spending five years as a player and minor league manager he joined the Twins front office following the 1965 season.

He spent four years as Assistant Public Relations Director before moving into the minor league and scouting department. Rantz was named Director of Minor League Operations in January of 1986 and assumed full administration of the Twins' minor league baseball operations. In 1997, he was the Topps' Long and Meritorious Service Award winner. Under the guidance of Rantz, the Twins organization was named Topps' Organization of the Year in 2000 and was again recognized by *Baseball America* as Organization of the Year in 2002 and 2004. In 2008, he was selected by Minor League Baseball as the first recipient of the Sheldon "Chief" Bender award for distinguished service, player development and fostering good relationships with an organization's affiliates. In 2015, he was named President of the Association of Professional Ballplayers of America.

### ★ CLASS OF 2008 ★



## RICK AGUILERA

RIGHT-HANDED PITCHER, 1989-95 & 96-99

Aguilera, a three-time All-Star pitcher (1991-93), played in parts of 11 seasons for the Twins from 1989 to 1995 and 1996 to 1999 and is second on the Twins franchise list with 254 saves. Aguilera helped guide the Twins to their second World Championship in 1991, as he posted a 2.35 ERA while recording 42 saves in 63 games. During the 1991 ALCS, "Aggie" recorded a save in three of the Twins' four wins, including the decisive Game 5.

He allowed just one hit in 3.1 scoreless innings during the series.

Aguilera's career-high 42 saves in 1991 ranked third in the American League, and he recorded 30 or more saves in five seasons with the Twins. Aguilera also ranks second all-time among Twins players with 490 career appearances.

He spent 16 seasons in the major leagues, appearing in 732 games (89 starts) with the New York Mets (1985-89), Minnesota, Boston (1995) and the Chicago Cubs (1999-2000). Aguilera's 318 career saves rank 16th on Major League Baseball's all-time saves list. He was named one of the "50 Greatest Twins" in 2010.

### ★ CLASS OF 2009 ★



## BRAD RADKE

RIGHT-HANDED PITCHER, 1995-2006

Radke, who was originally drafted in the eighth round of the 1991 First-Year Player Draft, played his entire career with the Twins (1995-2006) and was the Opening Day starter nine times, including seven consecutive seasons from 1999 to 2005. Radke won 11 games in his rookie campaign in 1995 and won a career-high 20 games in 1997. He was named the American League Pitcher of the Month two times in his career, including July of 1997

when he went 6-0 with a 1.57 ERA and again in April of 2001 when he posted a 6-0 record with a 2.23 ERA.

The Wisconsin native, who was named to the 1998 American League All-Star team, ranks second on the Twins all-time list in starts (377), third in wins (148), strikeouts (1,467) and innings pitched (2451.0), and seventh in games (378). Radke had a career 4.22 ERA and went 2-3 with a 3.60 ERA in six Postseason starts, including 2-0 in the 2002 Division Series vs. Oakland. He was named one of the "50 Greatest Twins" in 2010.



## GEORGE BROPHY

FRONT OFFICE, 1961-85

Brophy was an original member of the Twins organization in 1961. When the Twins replaced the Class AAA Minneapolis Millers and the St. Paul Saints as the featured team in Minnesota in 1961, Brophy, who was the Millers general manager, went to work for Sherry Robertson in the minor league department.

After Robertson's death in 1969, Brophy was named the Twins Vice President in October of 1970 and oversaw the minor league system and scouting departments. Brophy held the position until 1985 when health problems triggered an early retirement from the Twins organization.

Brophy's duties included full administration of the minor league departments, including the working relationships with the Twins minor league affiliates. He was responsible for player moves at the minor league level and for the development of young talent for the major league club. Brophy also handled contract negotiations with minor league players. In 1984, he was named the Topps' Long Meritorious Service Award winner.

Brophy, who also served as a special assignment scout for the Houston Astros before he retired in 1996, passed away in 1998 at the age of 72 from complications stemming from aplastic anemia.



★ CLASS OF 2010 ★



**GREG GAGNE**  
SHORTSTOP, 1983-92

Gagne, who was originally drafted in the fifth round of the 1979 First-Year Player Draft by the New York Yankees, was traded to Minnesota in April of 1982 and debuted with the Twins the following season.

The 15-year veteran played 10 seasons with the Twins (1983-92) and became the Twins' everyday shortstop in 1985. Gagne appeared in 1,140 games for the Twins, posting a .980 career fielding percentage.

The Massachusetts native was a member of both 1987 and 1991 World Championship teams and did not commit an error in 37 total chances during the seven-game series vs. Atlanta in 1991. In Game 1 of that series, Gagne helped guide the Twins to a 5-2 victory with a three-run home run in the fifth inning off Braves starter Charlie Leibrandt.

In 2009, Gagne, was named to the Twins All-Metrodome Team commemorating the Twins era from 1982 to 2009. He was named one of the "50 Greatest Twins" in 2010.

★ CLASS OF 2011 ★



**JIM PERRY**  
RIGHT-HANDED PITCHER, 1963-72

Perry played 17 seasons in the major leagues, including 10 with the Twins from 1963 to 1972. He made back-to-back All-Star appearances in 1970 and 1971 and won the American League Cy Young Award in 1970, leading the league with 24 wins and 40 starts. He became the first Twin to win the award, going 24-12 with a 3.04 ERA and striking out 168 in 278.2 innings pitched.

Perry went 128-90 with a 3.15 ERA during his time with the Twins and ranks fourth on the Twins all-time list in wins and innings pitched (1,883.1), is fifth in starts (249) and complete games (61) and sixth in strikeouts (1,025). His 3.15 ERA is the best among Twins with a minimum of 1,000.0 innings pitched. He posted double-digit victories in six of his 10 seasons with the Twins, including three consecutive seasons of 17-plus wins from 1969 to 1971. The North Carolina native went 12-7 with a 2.63 ERA in 1965, guiding the Twins to their first World Series appearance. He was named to the 40th Anniversary All-Time Team in 2000 and one of the "50 Greatest Twins" in 2010.

Perry pitched in 630 games at the major league level from 1959-75, playing for Cleveland, Minnesota, Detroit and Oakland. Born in 1935, Perry is the second-oldest living member of the Twins Hall of Fame. His brother, Gaylord, was inducted into the National Baseball Hall of Fame in 1991.

★ CLASS OF 2012 ★



**CAMILO PASCUAL**  
RIGHT-HANDED PITCHER, 1961-66

Pascual played 18 seasons in the major leagues, including 13 with the Minnesota Twins and Washington Senators franchise from 1954 to 1966. He was the first ever Twins All-Star in 1961 and has appeared in more All-Star games than any pitcher in franchise history since 1950, playing in five Midsummer Classics from 1959 to 1964.

He went 145-141 with a 3.66 ERA during his time with the Twins and Senators, ranking second on the franchise all-time list in shutouts (31), third in strikeouts (1,885), fourth in innings pitched (2,465.0) and fifth in wins (145) and starts (331). He went 88-57 with a 3.31 ERA in six seasons in a Twins uniform from 1961 to 1966, ranking third in shutouts (18), seventh in strikeouts (994), and eighth in wins (88), innings pitched (1,284.2) and starts (179). He was the Twins' first 20-game winner, recording 20 victories in 1962 and 21 in 1963, while leading the AL in complete games, shutouts and strikeouts in nearly every season from 1959 to 1963. He pitched in 529 games from 1954 to 1971, playing for Washington, Minnesota, the Cincinnati Reds, Los Angeles Dodgers and Cleveland Indians.

Born in 1934, Pascual is the oldest living member of the Twins Hall of Fame. The Havana native is a member of the Latino Baseball Hall of Fame and Cuban Baseball Hall of Fame, ranking second to only Luis Tiant in strikeouts among Cuban-born major leaguers. Pascual was also selected to the Twins 25th anniversary team in 1986, the 40th anniversary team in 2000 and one of the "50 Greatest Twins" in 2010.

★ CLASS OF 2013 ★



**EDDIE GUARDADO**  
LEFT-HANDED PITCHER, 1993-2003 & 08

Guardado played 17 years in the major leagues, including 12 seasons with the Twins from 1993 to 2003 and again in 2008. "Every Day Eddie" is the Twins' all-time leader in games, appearing in 648 throughout his career and recording at least 60 appearances in eight different seasons.

The two-time All-Star was the club's closer from 2001 to 2003 and helped lead the team to two division titles. He led the American League with 45 saves in 2002, while his 116 career saves as a Twin rank fourth-most in club history.

His 83 games in 1996 and 45 saves in 2002 both rank second on Minnesota's all-time single season lists. He is one of just three pitchers in Twins history to record 40 or more saves in consecutive seasons, having done it in 2002 (45) and 2003 (41). Additionally, he is the Twins all-time leader in innings (579.0) for a reliever, and ranks second among Twins relievers in strikeouts (550) and wins (34).

The Stockton, California native was drafted by the Twins in the 21st round of the 1990 First-Year Player Draft and spent parts of his major league career with Seattle, Cincinnati and Texas. The left-hander was named one of the "50 Greatest Twins" in 2010.





## TOM MEE

**MEDIA RELATIONS, OFFICIAL SCORER & BROADCASTER, 1961-2007**

Mee began his career in 1957 and was witness to the first Twins baseball game in 1961. Widely regarded as the organization's first employee, Mee had many roles within the organization, including serving as the club's backup radio and television announcer and public address speaker. He was most well-known for his role as Director of Media Relations, a position he held for 30 years.

The St. Paul native received the Robert O. Fishel award for Public Relations excellence in 1988 before retiring in 1991. He was the second recipient of the Herb Carneal Lifetime Achievement Award in 2007. Mee, who also served as the Twins official scorer after retirement, dedicated his life to baseball in Minnesota and is vastly responsible for the Twins' rich history. The Tom Mee Library, which is located in the Baseball Communications office at Target Field, is named in his honor. Mee passed away in December of 2016.

### ★ CLASS OF 2014 ★



## CHUCK KNOBLAUCH\*

**SECOND BASEMAN, 1991-97**

Knoblauch played 12 years in the major leagues, including seven seasons with the Twins from 1991 to 1997. He finished his Twins career playing in 1,013 games, with 1,197 hits, 210 doubles, 51 triples, 43 home runs, 391 RBI, 513 walks and holds the Twins' all-time career stolen base record with 272, including a Twins single season record of 62 steals in 1997. Additionally, his 140 runs scored in 1996 are still the single-season club record, as he hit .341 that year. The four-time All-Star became the club's everyday second baseman in 1991 when he appeared in 151 games, hitting .281 with 24 doubles, 25 stolen bases and a .351 on-base percentage, earning American League Rookie of the Year honors in a World Championship season. His 713 runs scored rank eighth on the Twins all-time list while his career .304 batting average ranks seventh.

The Houston, Texas native was drafted by the Twins in the first round (25th overall) of the 1989 First-Year Player Draft and spent the remainder of his major league career with the Yankees (1998-2001) and Kansas City (2002). The second baseman was named to the All-Metrodome Team in 2009 and was named one of the "50 Greatest Twins" in 2010. He still remains the Twins all-time leader in several offensive categories by a second baseman.

### ★ CLASS OF 2016 ★



## JOHN GORDON

**RADIO BROADCASTER, 1987-2011**

Gordon joined the Twins in 1987 and spent 25 seasons as the Twins' radio play-by-play voice. The Detroit native called both of Minnesota's 1987 and 1991 World Championships and is widely known by Twins fans for his "Touch 'Em All" home run call, specifically Kirby Puckett's walk-off homer in Game 6 of the 1991 World Series.

He began his broadcasting career with the Spartanburg Phillies in 1965 and broadcasted for various sports and organizations, including the Baltimore Orioles, the University of Virginia, Triple-A Columbus and other affiliates of the Yankees organization.

For his work with the Spartanburg Phillies, Gordon was inducted into the South Atlantic League's Hall of Fame on June 19, 2001. He was also inducted into the Minnesota Broadcasting Hall of Fame on October 10, 2008.

Gordon played a fictional Twins broadcaster, Wally Holland, in the 1994 movie *Little Big League*. He called his final game on September 28, 2011. The Twins honor his legacy by awarding a radio affiliate throughout Twins Territory each season with the John Gordon Award, and the Twins radio booth was named in his honor in 2011.



## TORII HUNTER

**OUTFIELDER, 1997-2007 & 15**

Hunter played 19 years in the major leagues, including 12 seasons with the Twins from 1997 to 2007 and again in 2015. Hunter, who is considered one of the most popular players in club history both on and off the field, helped lead the Twins to three consecutive AL Central division titles in 2002, 2003 and 2004, then again in 2006. In 2002, Hunter became the first Twin since Kirby Puckett (1995) to start an All-Star Game and created one of the most iconic moments of his career, robbing Barry Bonds of a first inning home run. Known for his infectious smile and community efforts, Hunter was presented with the Branch Rickey Award in 2009, recognizing excellence in charity work.

He finished his Twins career playing in 1,373 games with 1,343 hits, 281 doubles, 26 triples, 214 home runs, 792 RBI, 739 runs scored, 354 walks and 128 stolen bases. Hunter was a five-time All-Star with the Twins, Angels and Tigers, won nine Rawlings Gold Glove Awards and won two Louisville Slugger Silver Slugger Awards over his 19-year career. He completed his Twins career ranking fifth on the Twins all-time list in home runs, sixth in RBI and extra-base hits (521), and seventh in games, hits, doubles, runs and total bases (2,318).

The Pine Bluff, Arkansas native was drafted as a 17-year-old by the Twins in the first round (20th overall) of the 1993 First-Year Player Draft. He was named one of the "50 Greatest Twins" in 2010 and was named to the "All-Metrodome" Team in 2009.



## ★ CLASS OF 2017 ★



**ANDY MACPHAIL**  
GENERAL MANAGER, 1985-94

MacPhail was named the third General Manager in Twins history following the 1985 season. He spent 10 seasons in the Twins Front Office, including nine seasons as the club's General Manager from 1986 to 1994. During his tenure, he led the Twins to two World Championships, including the club's first in 1987.

He was named The Sporting News Executive of the Year in 1991 as the Twins clinched their second World Series title after a regular season record of 95-67, following 74 wins and a last-place finish the previous season. During his leadership, the Twins compiled a record of 710-699.

MacPhail has since gone on to serve as Chief Executive Officer for the Chicago Cubs from 1994 to 2006, President of Baseball Operations for the Baltimore Orioles from 2007 to 2011, and President of the Philadelphia Phillies since June of 2015.



**MICHAEL CUDDYER**  
OUTFIELDER, 2001-11

Cuddyer played 15 years in the major leagues, including 11 seasons with the Twins from 2001 to 2011. Considered one of the most popular players in the clubhouse and the community during his time in a Twins uniform, Cuddyer was instrumental in helping lead the Twins to six division titles over a nine-year span from 2002 to 2010. He played in 22 postseason games for the Twins, hitting .338 with two home runs and eight RBI.

He finished his Twins career playing in 1,139 games with 1,106 hits, 239 doubles, 35 triples, 141 home runs, 580 RBI, 606 runs scored and 411 walks and was named to the 2011 American League All-Star team. He earned another All-Star berth while playing in Colorado in 2013, leading the National League with a .331 batting average and winning a Louisville Silver Slugger Award.

The Norfolk, Virginia native was drafted by the Twins in the first round (9th overall) of the 1997 First-Year Player Draft and ranks ninth on the Twins all-time list in doubles, 10th in home runs and 11th in RBI. He is one of 23 Twins to play 10 or more seasons with the club.

## ★ CLASS OF 2018 ★



**JOHAN SANTANA**  
LEFT-HANDED PITCHER, 2000-07

Santana played 12 seasons in the major leagues, including eight with the Twins from 2000-07. He was widely considered as baseball's most dominant pitcher in his final few seasons in a Twins uniform. He finished his Twins career going 93-44 with six complete games and four shutouts while posting a 3.22 ERA in 1308.2 innings pitched, 364 walks and 1,381 strikeouts.

The two-time American League Cy Young Award winner (2004 & 2006) had five straight seasons with at least 12 wins from 2003 to 2008 including a career-best 20 wins in 2004 and an AL-leading 19 wins in 2006. On August 19, 2007, Santana set a Twins record with 17 strikeouts in 8.0 innings against the Rangers, a record still active today.

A native of Tovar, Venezuela, Santana was selected by the Twins in the 1999 Rule 5 Draft and ranks fourth in Twins history in strikeouts, second in ERA (min. 1300 IP), seventh in wins and innings pitched, and ninth in starts. He was named to three AL All-Star teams with the Twins and won the AL Rawlings Gold Glove Award in 2007.

### TWINS HALL OF FAMERS - STATS AS TWINS

PLAYER	AVG	G	AB	R	H	2B	3B	HR	RBI	
Killebrew	.258	2329	7835	1258	2024	277	24	559	1540	
Carew	.334	1635	6235	950	2085	305	90	74	733	
Oliva	.304	1676	6301	870	1917	329	48	220	947	
Hrbek	.282	1747	6192	903	1749	312	18	293	1086	
Puckett	.318	1783	7244	1071	2304	414	57	207	1085	
Allison	.254	1236	3926	648	999	167	41	211	641	
Battley	.277	990	3228	346	894	139	12	91	410	
Versalles	.250	1109	4252	570	1061	190	58	87	406	
Gaetti	.256	1361	4989	646	1276	252	25	201	758	
Gagne	.249	1140	3386	452	844	183	35	69	335	
Hunter	.268	1373	5013	739	1343	281	26	214	792	
Cuddyer	.272	1139	4072	606	1106	239	35	141	580	
	W-L	SV	ERA	G	IP	H	R	ER	BB	SD
Blyleven	149-138	--	3.28	348	2566.2	2369	1044	934	674	2035
Kaat	190-159	--	3.34	484	3014.1	2982	1343	1118	729	1851
Viola	112-93	--	3.86	260	1772.2	1775	842	760	521	1214
Aguilera	40-47	254	3.50	490	694.0	641	298	270	179	586
Radke	148-139	--	4.22	378	2451.0	2643	1233	1150	445	1467
Perry	128-90	5	3.14	376	1883.1	1711	736	659	541	1025
Pascual	145-141	10	3.66	432	2465.0	2283	1127	1002	909	1885
Guardado	37-48	116	4.53	648	704.2	674	368	355	270	610
Santana	93-44	1	3.22	251	1308.2	1068	500	468	364	1381



# TWINS UNIFORM HISTORY



1961-71 Home



1961-71 Road



1972 Home



1972 Road



1973-86 Home



1973-86 Road



1987-2009 Home



1987-2009 Road




1997 Home Alternate



1997-99 Alternate,  
2000-08 Road Alternate



2000-08 Home Alternate,  
2009 Alternate



2006-09  
Home Alternate



# TWINS UNIFORM HISTORY




2009  
Home Alternate



2010 Alternate,  
2011-2013 Home Alternate



2010-14  
Home




2010-Present  
Home Alternate



2010-Present  
Road




2011-13, 2016-Present  
Road Alternate;  
2014-2015 Alternate



2015-Present  
Home

\* Kasota Gold outlines TC on hat



2016-Present  
Home Alternate

\* Kasota Gold outlines TC on hat

# HISTORY OF THE TWINS PRIMARY LOGO



1961-75



1976-86



1987-93



1994-2009

\* Change of red in PMS tone



2010-Present



# TWINS UNIFORM HISTORY

## SLEEVE PATCHES



Home 1961-86  
Road 1961-71, 73-86



1969



Road 1972



1986



Home 1987-93



Road 1987-93



1991



1994



Home 1994-2001



Road 1994-2009



1997



2000



2000 Memorial  
(Calvin R. Griffith)



2001



Post-September 11, 2001



Home 2002-09



2004 Memorial  
(Eloise Pohlad)



2005



2006 Memorial  
(Kirby Puckett)



2007 Memorial  
(Herb Carneal)



August 1, 2008  
(35W Collapse Anniversary)



Home 2009  
(Metrodome Final Season)



Alternate Home  
2009-Present



2009 Memorial  
(Carl Pohlad)



Home 2010-2014  
Alt Home 2010-2013



Road 2010-Present  
Alt Road 2011-Present



Home and Alternate  
2010



Road and Alternate  
2010



2011 Memorial  
(Harmon Killebrew)



2014



2015-Present



2016 Memorial  
(Jacob Wetterling)



2017



MISCELLANEOUS

NOTE: Some patches worn temporarily/few games



# MINNESOTA TWINS BALLPARKS

## METROPOLITAN STADIUM



- » Construction began on June 20, 1955 and the facility opened in 1956 as the home of the Minneapolis Millers. Total cost of Metropolitan stadium was \$10.3 million.
- » The Twins' first game in Minnesota was played on April 21, 1961, a 5-3 loss to the Washington Senators.
- » The "Met" played host to the All-Star Game on July 13, 1965. The National League beat the American League 6-5.
- » Met Stadium also played host to the 1965 World Series and playoff games vs. Baltimore in 1969 and 1970.
- » A shared facility, Metropolitan Stadium was also the home of the Minnesota Vikings (1961-1981) and Minnesota Kicks (1976-1981).
- » Met Stadium hosted many memorable outdoor concerts, including The Beatles in 1965 and The Eagles, Pablo Cruz and the Steve Miller Band in 1978.
- » Jack Kralick and Dean Chance tossed the only two no-hitters by Twins pitchers at Metropolitan Stadium. Kralick's was on August 26, 1962 in a 1-0 win vs. Kansas City and Chance's was on August 6, 1967 in a 2-0 win vs. Boston.
- » On June 9, 1966 vs. Kansas City, the Twins set a major league record by hitting five home runs in one inning (Rich Rollins, Zoilo Versalles, Tony Oliva, Don Mincher and Harmon Killebrew).
- » The longest home run ever hit by a Twin was on June 3, 1967 when Harmon Killebrew hit a 520-foot shot off Lew Burdette of the California Angels.
- » While playing at Metropolitan Stadium, Twins players won three MVP Awards (Zoilo Versalles in 1965, Harmon Killebrew in 1969 and Rod Carew in 1977), one Cy Young Award (Jim Perry in 1970), three Rookie of the Year Awards (Tony Oliva in 1964, Rod Carew in 1967 and John Castino in 1979), and one Manager of the Year Award (Sam Mele in 1965).
- » On September 22, 1968, Cesar Tovar became the second player in major league history to play all nine positions in a game. He was also the first position player to start a game on the mound.

### "MET" FIRSTS

**GAME:** April 21, 1961 vs. Washington Senators (WAS 5, MIN 3)  
**ATTENDANCE:** 24,606  
**GAME TIME TEMP:** 63 degrees  
**PITCHER:** Camilo Pascual, Minnesota  
**BATTER:** Marty Keough, Washington (singled)  
**TWINS BATTER:** Zoilo Versalles (popped out)  
**HIT:** Single by Keough, 1st inning  
**RUN:** Keough, 1st inning  
**SINGLE:** Keough, 1st inning  
**DOUBLE:** Lenny Green, Minnesota, 6th inning  
**TRIPLE:** Roy Sievers, Chicago White Sox, May 1, 1961  
**HOME RUN:** Dale Long, Washington, 1st inning  
**GRAND SLAM:** Mickey Mantle, Yankees, May 2, 1961, off Pascual  
**WALK:** Danny O'Connell, Washington, 3rd inning  
**STRIKEOUT:** Joe McClain, Washington, 3rd inning  
**STOLEN BASE:** Jim Landis, Chicago White Sox, 7th inning  
**WINNING PITCHER:** McClain  
**TWINS WIN:** Saturday, April 22, 1961 (MIN 5, WAS 4)

### "MET" LASTS

**GAME:** September 30, 1981 vs. Royals (KC 5, MIN 2)  
**ATTENDANCE:** 15,900  
**GAME TIME TEMP:** 56 degrees  
**PITCHER:** Freddie Arroyo, Minnesota  
**BATTER:** Roy Smalley, Minnesota (popped out)  
**TWINS BATTER:** Smalley (pop up)  
**HIT:** Single by Gary Ward, 9th inning  
**RUN:** U.L. Washington, Kansas City, 4th inning  
**SINGLE:** Ward in 9th inning  
**DOUBLE:** Washington in 4th inning  
**TRIPLE:** George Brett, Kansas City, September 9, 1981  
**HOME RUN:** Clint Hurdle, Kansas City, 4th inning  
**GRAND SLAM:** Lenny Randle, April 27, 1981, off Don Cooper  
**WALK:** Darryl Motley, Kansas City, 9th inning  
**STRIKEOUT:** Ward, 6th inning  
**STOLEN BASE:** Washington, 2nd inning  
**WINNING PITCHER:** Larry Gura, Kansas City  
**TWINS WIN:** Sunday, September 27 (MIN 5, TEX 2)



# MINNESOTA TWINS BALLPARKS

## HUBERT H. HUMPHREY METRODOME



- » Opened April 3, 1982, the Hubert H. Humphrey Metrodome was home to the Twins for 28 years. It was the third domed facility in baseball and remained the only air-supported structure of its kind until its demolition in January of 2014.
- » The Metrodome is the only stadium in the world to play host to the World Series (1987 and 1991), Major League Baseball's All-Star Game (1985), the Super Bowl (XXVI, 1992) and the NCAA Final Four Basketball Tournament (1992 and 2001).
- » Construction began on December 20, 1979 and was built by the state of Minnesota at a cost of approximately \$68 million.
- » Field dimensions were 343' down the leftfield line, 385' to the leftfield power alley, 408' to dead centerfield, 367' to the rightfield power alley and 327' down the line in right. The fence from left field to center field was 7' high (plexiglass was above the left field wall from 1985-94, which made the wall 13' high) and the "baggie" in right field was 23' high, including 16' of plastic tarp installed in 1983.
- » **April 14, 1983:** Roof deflated due to tear caused by heavy snow.
- » **May 4, 1984:** Oakland's Dave Kingman hit a ball into one of roof's drainage holes in a 4th inning at-bat. The ball never came down and Kingman was awarded a ground rule double.
- » **April 26, 1986:** Roof suffered slight tear due to high winds, causing a nine minute delay in the bottom of the seventh inning vs. California.
- » **August 29, 1992:** A power outage in the third inning caused a 23 minute delay vs. New York.
- » **August 5, 2001:** A power outage in the area of Minneapolis surrounding the Metrodome caused the air conditioning to shut down, heating the inside of the dome during the game to a temperature of 91 degrees as the Twins fell to the Royals 10-5.
- » **October 2, 2004:** The Twins and Indians were forced to suspend their game after the 11th inning due to a curfew rule in effect for an upcoming University of Minnesota football game.
- » **October 2, 2005:** Upon the conclusion of his 50th year of broadcasting baseball, the Twins re-named the baseball pressbox "The Herb Carneal Press Box" in honor of their long-time radio broadcaster. Carneal died on April 1, 2007.
- » **August 2, 2007:** The Twins and Royals postponed their 12:10 pm game a day after the Interstate 35W bridge collapse in Minneapolis.
- » **October 11, 2009:** The Twins lose to the Yankees in the ALDS, marking the club's final game in the Metrodome.
- » **December 19, 2013:** The Vikings defeat the Lions 14-13 in the final sporting event played in the Metrodome.
- » **January 18, 2014:** As a portion of the demolition for the Minnesota Vikings' new stadium, the Metrodome roof is deflated. Demolition was completed in April of 2014.

### METRODOME FIRSTS

**GAME:** April 6, 1982 vs. Seattle (SEA 11, MIN 7)  
**> POSTSEASON GAME:** October 7, 1987 (LCS) vs. Detroit  
**ATTENDANCE:** 52,279  
**GAME TIME TEMP:** 70 in/28 out  
**PITCHER:** Pete Redfern, Minnesota  
**BATTER:** Julio Cruz, Seattle (struck out)  
**TWINS BATTER:** Jim Eisenreich (grounded out)  
**HIT:** Solo home run by Dave Engle, Minnesota, 1st inning  
**RUN:** Engle in 1st inning  
**SINGLE:** Jim Maler, Seattle, 3rd inning  
**DOUBLE:** Manny Castillo, Seattle, 3rd inning  
**TRIPLE:** Gary Gaetti, Minnesota, 2nd inning  
**HOME RUN:** Engle in 1st inning  
**GRAND SLAM:** Gary Ward, May 10, 1982, off Boston's Mike Torrez  
**WALK:** Castillo in 5th inning  
**STRIKEOUT:** Cruz in 1st inning  
**STOLEN BASE:** Cruz in 5th inning  
**WINNING PITCHER:** Floyd Bannister, Seattle  
**TWINS WIN:** Wednesday, April 7, 1982 (MIN 7, SEA 5)

### METRODOME LASTS

**GAME:** October 6, 2009 vs. Detroit (MIN 6, DET 5; 12 inn.)  
**> POSTSEASON GAME:** October 11, 2009 (ALDS) vs. New York  
**ATTENDANCE:** 54,088  
**GAME TIME TEMP:** 68 in/43 out  
**PITCHER:** Fernando Rodney, Detroit  
**BATTER:** Alexi Casilla (walk-off single)  
**TWINS BATTER:** Alexi Casilla (walk-off single)  
**HIT:** Single by Alexi Casilla, 12th inning  
**RUN:** Carlos Gomez, 12th inning  
**SINGLE:** Alexi Casilla, 12th inning  
**DOUBLE:** Brandon Inge, Detroit, 10th inning  
**TRIPLE:** Michael Cuddyer, 10th inning  
**HOME RUN:** Magglio Ordonez, Detroit 8th inning  
**GRAND SLAM:** Delmon Young, October 2, 2009 off Lenny DiNardo  
**WALK:** Delmon Young, 12th inning  
**STRIKEOUT:** Gerald Laird, Detroit, 12th inning  
**STOLEN BASE:** Gomez, October 4, 2009  
**WINNING PITCHER:** Bobby Keppel  
**TWINS WIN:** Tuesday, October 6, 2009 (MIN 6, DET 5)

\*Regular season only\*



## 25TH ANNIVERSARY TEAM



In 1986, the Minnesota Twins celebrated 25 years of baseball in Minnesota. As part of that celebration, the Twins held a 25th Anniversary Reunion from July 31 to August 3. The weekend began with a banquet in which the Silver Anniversary Team, voted by fans, was announced. The weekend concluded with an Old Timers game, featuring the 1965 World Series Twins against other former Twins, and a pre-game ceremony honoring the Silver Anniversary Team. Fans were treated to a Camera Night in which they were able to take pictures with their favorite former Twins and received a frameable team poster. Below is the 25th Anniversary Team.

POS	PLAYER	YEARS
LF	Bob Allison	1961-70
CF	Cesar Tovar	1965-72
RF	Tony Oliva	1962-76
3B	John Castino	1979-84
SS	Zoilo Versalles	1961-67
2B	Rod Carew	1967-78
1B	Harmon Killebrew	1961-74
C	Earl Battey	1961-67
LHP	Jim Kaat	1961-73
RHP	Camilo Pascual	1961-66
RP	Al Worthington	1964-69
MGR	Billy Martin	1969

## 40TH SEASON ANNIVERSARY ALL-TIME TEAM



In 2000, the Minnesota Twins celebrated 40 years of baseball in Minnesota. As part of that celebration, the Twins announced the Twins All-Time Team as part of the ballclub's 40th Season Celebration.

Voting for the Twins All-Time Team was split into three phases to include the fans, Upper Midwest media and former Twins players and coaches. Each group's vote counted one-third toward the final balloting results with the top vote recipients at each position automatically being named to the team. The All-Time Team selection committee reserved the right to name additional players to the final roster based upon overall vote totals.

The All-Time Team took part in an on-field pre-game ceremony on August 12, 2000 and a poster depicting the All-Time Team was given to the first 10,000 fans in attendance, courtesy of the Star Tribune.

A total of 93 Twins players and managers were featured on the All-Time Team ballot, which included categories for manager, catcher, first base, second base, third base, shortstop, outfield, right-handed starting pitcher, left-handed starting pitcher, relief pitcher, designated hitter, pinch hitter and utility player.

The Minnesota Twins 40th Season All-Time Team is comprised of 22 members, including 10 members of the club's 25th Anniversary Team: catcher Earl Battey, first baseman Harmon Killebrew, second baseman Rod Carew, shortstop Zoilo Versalles, left fielder Bob Allison, center fielder Cesar Tovar, right fielder Tony Oliva, right-handed pitcher Camilo Pascual, left-handed pitcher Jim Kaat and relief pitcher Al Worthington. The Minnesota Twins 40th Season Anniversary All-Time Team is listed below:

POS	PLAYER	YEARS	POS	PLAYER	YEARS
MGR	Tom Kelly	1986-01	RHP	Bert Blyleven	1970-76, 85-88
C	Earl Battey	1961-67		Jim Perry	1963-72
1B	Kent Hrbek	1981-94		Camilo Pascual	1961-66
2B	Rod Carew	1967-78	LHP	Jim Kaat	1961-73
3B	Harmon Killebrew	1961-74		Frank Viola	1982-89
	Gary Gaetti	1981-90	RP	Rick Aguilera	1989-99
SS	Greg Gagne	1983-92		Jeff Reardon	1987-89
	Zoilo Versalles	1961-67		Al Worthington	1964-69
OF	Bob Allison	1961-70	DH	Paul Molitor	1996-98
	Tony Oliva	1962-76	PH	Randy Bush	1982-93
	Kirby Puckett	1984-95	UTIL	Cesar Tovar	1965-72







## ALL-METRODOME TEAM

In 2009, the Minnesota Twins celebrated the final season in the Hubert H. Humphrey Metrodome. As part of that celebration, the Twins held a "Farewell To The Metrodome" weekend and announced the All-Metrodome Team.

Voting for the Twins All-Metrodome Team was split into three phases, including the fans, the Upper Midwest media and a veteran's committee made up of Twins alumni, front office representatives and team historians. In total, more than 100,000 votes were cast by the fans at [www.twinsbaseball.com](http://www.twinsbaseball.com).

The All-Metrodome team took part in an on-field ceremony following the Twins' final scheduled regular season home game on October 4, 2009 vs. the Kansas City Royals. Below are the players that made up the Twins All-Metrodome Team:

POS	PLAYER	YEARS	POS	PLAYER	YEARS
SP	Bert Blyleven	1985-89	2B	Chuck Knoblauch	1991-97
SP	Brad Radke	1995-2006	SS	Greg Gagne	1983-92
SP	Johan Santana	2000-07	3B	Gary Gaetti	1982-90
SP	Frank Viola	1982-89	LF	Dan Gladden	1987-91
RP	Rick Aguilera	1989-99	CF	Torii Hunter	1998-2007
RP	Joe Nathan	2004-09	CF	Kirby Puckett	1984-95
C	Joe Mauer	2004-09	RF	Tom Brunansky	1982-88
1B	Ken Hrbek	1982-94	DH	Paul Molitor	1996-98
1B	Justin Morneau	2003-09	MGR	Tom Kelly	1986-2001

## ALL-TIME METRODOME LEADERS

STAT	PLAYER	YEARS	TOTAL	STAT	PLAYER	YEARS	TOTAL
Games	Kirby Puckett	1984-95	914	Wins	Brad Radke	1995-2006	85
At-Bats	Kirby Puckett	1984-95	3,689	Win %	Johan Santana	2000-07	.676
Hits	Kirby Puckett	1984-95	1,269	Saves	Joe Nathan	2004-09	125
Runs	Kirby Puckett	1984-95	626	Games	Eddie Guardado	1993-2003, '08	328
2B	Kirby Puckett	1984-95	239	Starts	Brad Radke	1995-2006	197
3B	Kirby Puckett	1984-95	38	CG	Frank Viola	1982-89	28
HR	Kent Hrbek	1982-94	156	IP	Brad Radke	1995-2006	1,309.1
RBI	Kent Hrbek	1982-94	623	Strikeouts	Brad Radke	1995-2006	839
BB	Kent Hrbek	1982-94	438	ERA	Joe Nathan	2004-09	1.86
AVG	Kirby Puckett	1984-95	.344				





## 50 GREATEST TWINS

In 2010, the Minnesota Twins celebrated 50 years of baseball in Minnesota. As part of that celebration, the Twins announced the "50 Greatest Twins." The 50 Greatest Twins players were voted upon by local media and Twins historians. The team was introduced as part of the Twins 50th Anniversary Weekend in an on-field pre-game ceremony on September 3, 2010. Former Twins shortstop Greg Gagne, one of the 50 Greatest Twins, was inducted into the Twins Hall of Fame on September 4. Finally, members of the 50 Greatest Twins and local Twins alumni gathered to play the first ever Twins Legends Game on September 5. Below is a complete list of the 50 Greatest Minnesota Twins:

POSITION	PLAYER	YEARS	POSITION	PLAYER	YEARS
Pitcher	Rick Aguilera	1989-99	Outfield/Infield	Gene Larkin	1987-93
Outfield	Bob Allison	1961-70	Manager	Billy Martin	1969
Catcher	Earl Battey	1961-67	Manager	Gene Mauch	1976-80
Pitcher	Bert Blyleven	1970-76, 85-88	Catcher	Joe Mauer	2004-Present
Outfield	Lyman Bostock	1975-77	Manager	Sam Mele	1961-67
Outfield	Tom Brunansky	1982-88	Designated Hitter	Paul Molitor	1996-98
Infield	Rod Carew	1967-78	First Base	Justin Morneau	2003-13
Infield	John Castino	1979-84	Pitcher	Jack Morris	1991
Outfield/Infield	Michael Cuddyer	2001-11	Pitcher	Joe Nathan	2004-09
Third Base	Gary Gaetti	1981-90	Outfield	Tony Oliva	1962-76
Shortstop	Greg Gagne	1983-92	Pitcher	Camilo Pascual	1961-66
Manager/Coach	Ron Gardenhire	1991-2014	Pitcher	Jim Perry	1963-72
Outfield	Dan Gladden	1987-91	Outfield	Kirby Puckett	1984-95
Pitcher	Dave Goltz	1972-79	Manager	Frank Quilici	1972-75
Pitcher	Jim "Mudcat" Grant	1964-67	Pitcher	Brad Radke	1995-2006
Pitcher	Eddie Guardado	1993-2003, 08	Pitcher	Jeff Reardon	1987-89
Outfield	Larry Hisle	1973-77	Pitcher	Johan Santana	2000-07
First Base	Kent Hrbek	1981-94	Infield	Roy Smalley	1976-87
Outfield	Torii Hunter	1997-2007, '15	Coach	Rick Stelmaszek	1981-2012
Pitcher	Jim Kaat	1961-73	Pitcher	Kevin Tapani	1989-95
Manager	Tom Kelly	1986-01	Utility	Cesar Tovar	1965-72
Third Base	Harmon Killebrew	1961-74	Infield	Zoilo Versalles	1961-67
Second Base	Chuck Knoblauch	1991-97	Pitcher	Frank Viola	1982-89
Pitcher	Jerry Koosman	1979-81	Outfield/DH	Dave Winfield	1993-94
Third Base	Corey Koskie	1998-2004	Pitcher	Al Worthington	1964-69



# TWINS BROADCAST TEAMS

1961:	WCCO & WTCN-TV — Ray Scott, Herb Carneal, Bob Wolff, Halsey Hall	1985:	WCCO — Carneal, Angel KMSP-TV — Kurtz, Killebrew SPECTRUM SPORTS — Bremer, Killebrew		Carneal, Gordon, Gladden Victory Sports — Bremer, Blyleven
1962:	WCCO & WTCN-TV — Scott, Carneal, Hall	1986:	WCCO — Carneal, Angel KMSP-TV — Kurtz, Killebrew	2005:	WCCO — Carneal, Gordon, Gladden FSN — Bremer, Blyleven
1963:	WCCO & WTCN-TV — Scott, Carneal, Hall	1987:	WCCO — Carneal, John Gordon, John Rooney KMSP-TV — Killebrew, Rooney, Gordon TWINSVISION — Bremer, Quilici	2006:	WCCO — Carneal, Gordon, Gladden FSN — Bremer, Blyleven
1964:	WCCO & WTCN-TV — Scott, Carneal, Hall	1988:	WCCO — Carneal, Gordon KMSP-TV — Robinson, Jim Kaat TWINSVISION — Bremer, Killebrew	2007:	TRN — Gordon, Gladden, Jack Morris, Kris Atteberry FSN — Bremer, Blyleven
1965:	WCCO & WTCN-TV — Scott, Carneal, Hall	1989:	Carneal, Gordon WCCO-TV/MS — Robinson, Kaat, Bremer	2008:	TRN — Gordon, Gladden, Morris, Atteberry FSN — Bremer, Blyleven
1966:	WCCO & WTCN-TV — Scott, Carneal, Hall	1990:	Carneal, Gordon WCCO-TV/MS — Robinson, Kaat, Bremer	2009:	TRN — Gordon, Gladden, Morris, Atteberry FSN — Bremer, Blyleven
1967:	WCCO & WTCN-TV — Scott, Carneal, Merle Harmon, Hall	1991:	Carneal, Gordon WCCO-TV/MS — Robinson, Kaat, Bremer	2010:	TIBN — Gordon, Gladden, Morris, Atteberry FSN — Bremer, Blyleven SPANISH RADIO — Alfonso Fernandez, Tony Oliva
1968:	WCCO & WTCN-TV — Scott, Carneal, Merle Harmon, Hall	1992:	Carneal, Gordon WCCO-TV/MS — Robinson, Kaat, Bremer	2011:	TIBN — Gordon, Gladden, Morris, Atteberry, Bob Kurtz, Ted Robinson FSN — Bremer, Blyleven SPANISH RADIO — Fernandez, Oliva
1969:	WCCO & WTCN-TV — Carneal, Merle Harmon, Hall	1993:	Carneal, Gordon WCCO-TV/MS — Robinson, Kaat, Bremer, Tom Mee	2012:	TIBN — Cory Provus, Gladden, Atteberry FSN — Bremer, Blyleven, Ron Coomer, Roy Smalley SPANISH RADIO — Fernandez, Oliva
1970:	WCCO — Carneal, Ray Christensen, Al Shaver, Hall WTCN-TV — Carneal, Frank Buetel, Hall	1994:	Carneal, Gordon, Powell WCCO-TV/MS — Bremer, Al Newman, Tommy John, Bob Carpenter, Chad Hartman	2013:	Provus, Gladden, Atteberry FSN — Bremer, Blyleven, Coomer, Smalley, Morris SPANISH RADIO — Fernandez, Oliva
1971:	WCCO — Carneal, Christensen, Hall WTCN-TV — Buetel, Bob Allison, Hall	1995:	Carneal, Gordon WCCO-TV/MS — Bremer, John, Hartman, Gene Larkin, Bert Blyleven, Kent Hrbek, Ryan Lefebvre	2014:	TIBN — Provus, Gladden, Atteberry FSN — Bremer, Blyleven, Morris, Smalley SPANISH RADIO — Fernandez, Oliva
1972:	WCCO — Carneal, Christensen, Hall WTCN-TV — Buetel, Lynn Faris, Hall	1996:	Carneal, Gordon, Lefebvre WCCO-TV/MS — Bremer, John, Blyleven, Lefebvre	2015:	Provus, Gladden, Atteberry FSN — Bremer, Blyleven, Morris, Smalley SPANISH RADIO — Fernandez, Oliva
1973:	WCCO — Carneal, Christensen WCCO-TV — Scott, Ralph Fritz	1997:	Carneal, Gordon, Lefebvre WCCO-TV/MS — Bremer, Blyleven, Lefebvre	2016:	Provus, Gladden, Atteberry FSN — Bremer, Blyleven, Morris, Smalley SPANISH RADIO — Fernandez, Oliva
1974:	WCCO — Carneal, Larry Calton WCCO-TV — Fritz, Calton	1998:	Carneal, Gordon, Lefebvre WCCO-TV/MS — Bremer, Blyleven, Lefebvre	2017:	TIBN — Provus, Gladden, Atteberry FSN — Bremer, Blyleven, Morris, Smalley, LaTroy Hawkins, Torii Hunter SPANISH RADIO — Fernandez, Oliva
1975:	WCCO — Carneal, Calton WTCN-TV — Scott, Calton, Joe Boyle	1999:	Carneal, Gordon, Anthony LaPanta KMSP-TV/MS — Bremer, Blyleven, Paul Molitor	2018:	Provus, Gladden, Atteberry FSN — Bremer, Blyleven, Hawkins, Hunter, Justin Morneau, Morris, Smalley SPANISH RADIO — Fernandez, Oliva
1976:	WCCO — Carneal, Frank Quilici WTCN-TV — Boyle, Harmon Killebrew	2000:	Carneal, Gordon, Dan Gladden KMSP-TV/MS — Bremer, Blyleven		
1977:	WCCO — Carneal, Quilici WTCN-TV — Boyle, Killebrew	2001:	Carneal, Gordon, Gladden KMSP-TV/MS — Bremer, Blyleven		
1978:	WCCO — Carneal, Joe McConnell WTCN-TV — Boyle, Killebrew	2002:	WCCO — Carneal, Gordon, Gladden FSN — Bremer, Blyleven		
1979:	WCCO — Carneal, McConnell KMSP-TV — Bob Kurtz, Larry Osterman, Killebrew	2003:	WCCO — Carneal, Gordon, Gladden FSN — Bremer, Blyleven		
1980:	WCCO — Carneal, Quilici KMSP-TV — Kurtz, Osterman	2004:	WCCO —		
1981:	WCCO — Carneal, Quilici KMSP-TV — Kurtz, Osterman				
1982:	WCCO — Carneal, Quilici KMSP-TV — Kurtz, Osterman				
1983:	WCCO — Carneal, Tim Moreland, Ron Weber, Pat Hughes KMSP-TV — Kurtz, Osterman SPECTRUM SPORTS — Dick Bremer, Hughes				
1984:	WCCO — Carneal, Joe Angel KMSP-TV — Kurtz, Ted Robinson SPECTRUM SPORTS — Bremer, Killebrew				





# TREASURE ISLAND BASEBALL NETWORK



2018 marks the 12th season that the Minnesota Twins control their radio broadcast rights. More than 90 stations in the five-state area carry Twins games and comprise the Treasure Island Baseball Network. In the Minneapolis-St. Paul market, the Twins can be heard on 830 WCCO. The move back to 'COCO and Entercom in 2018 marked the return to their original broadcast partner, the Twins home for their first 46 years. The Twins were broadcast on Go 96.3 for five seasons from 2013-17 and ESPN 1500 for six seasons from 2007-12.

The Twins employ an in-house production team that produces the game broadcasts including pre-game and post-game shows that air on network affiliates. In addition, the network team produces the "Hot Stove Show" that airs Wednesday nights throughout the off-season hosted by pre- and post-game host Kris Atteberry. During the season, fans across Twins Territory can listen to "Inside Twins" which

airs prior to Sunday pre-game shows featuring Twins Chief Baseball Officer Derek Falvey, Twins Manager Paul Molitor and other front office staff. This show runs all season and gives fans access into the inner workings of Twins baseball as well as a glimpse through the eyes of the Manager.

In 2007 the Twins, in partnership with the Minnesota News Network, assumed control and development of the Twins Radio Network with Treasure Island Resort & Casino, becoming the first-ever naming rights partner for the network in 2010. Historically, the Treasure Island Baseball Network has been one of the largest in all of Major League Baseball with hometown radio partners bringing Twins baseball to fans across five states.

The Twins also broadcast 50 games in Spanish. Alfonso Fernandez begins his 13th season as play-by-play voice with Tony Oliva as the analyst. Games in Spanish can be heard in Minneapolis-St. Paul on La Raza AM 1400/1470/95.7 FM.

## John Gordon Award — Twins Radio Affiliate of the Year

Named after legendary Twins broadcaster, John Gordon, this honor is awarded annually to the Twins radio affiliate that demonstrates the best of Twins Territory in its commitment to the Minnesota Twins and its community.

2012 -- KMGM in Montevideo, MN  
2013 -- WELY in Ely, MN

2014 -- KRCC in Rochester, MN  
2015 -- WJON in St. Cloud, MN

2016 -- WYRQ in Little Falls, MN  
2017 -- KFQO in Fargo, ND

### TREASURE ISLAND BASEBALL NETWORK

CITY	STATION	ON DIAL	CITY	STATION	ON DIAL	CITY	STATION	ON DIAL
<b>MINNESOTA:</b>			Morris	KMRS-AM	1230	Mason City	KGLO-AM	1300
Twin Cities	WCCO-AM	830	New Prague	KCHK-AM	1350	Spencer	KICD-AM	1240/98.3 FM
Aitkin	KKIN-FM	94.3	New Ulm	KNUJ-AM	860	<b>NORTH DAKOTA:</b>		
Albert Lea	KATE-AM	1450	Northfield	KYMN-AM	1080/95.1 FM	Bismarck	KXMR-AM	710
Alexandria	KULO-FM	94.3	Ortonville	KDIO-AM	1350	Carrington	KDAK-AM	1600
Austin	KAUS-AM	1480	Owatonna	KRFO-AM	1390	Devils Lake	KDLR-AM	1240/99.7 FM
Bagley/Fosston	KKCQ-FM	96.7	Park Rapids	KPRM-AM	870/100.5 FM	Dickinson	KLTC-AM	1460
Bemidji	KBUN-AM	1450	Pine City	WCMP-FM	100.9	Fargo	KFGO-AM	790/94.1 FM
Benson	KBMO-AM	1290	Preston	KFIL-FM	103.1	Grand Forks	KNOX-AM	1310/107.9 FM
Blackduck	KBUN-FM	104.5	Red Wing	KWNG-FM	105.9	Hettinger	KNDK-AM	1490
Brainerd	KUAL-FM	103.5	Rochester	KROC-AM	1340	Jamestown	KQDJ-AM	1400/97.1 FM
Crookston	KROX-AM	1260/105.7 FM	Roseau	KRWB-AM	1410/102.9 FM	Mayville	KMAV-FM	105.5
Dassel	KARP-FM	106.9	St. Cloud	WJON-AM	1240	Minot	KCJB-AM	910
Detroit Lakes	KDLM-AM	1340/93.1 FM	Sleepy Eye	KNUJ-FM	107.3	Oakes	KDDR-AM	1220/95.9 FM
Duluth	KDAL-AM	610/103.9 FM	Staples	KNSP-AM	1430	Valley City	KOVC-AM	1490
Ely	WELY-FM	94.5	Starbuck	KRVY-FM	97.3	Wahpeton	KBMW-AM	1450/94.3 FM
Ely	WELY-AM	1450	Thief River Falls	KTRF-AM	1230	<b>SOUTH DAKOTA:</b>		
Eveleth	KRBT-AM	1340	Wabasha	WBHA-AM	1190/99.7 FM	Aberdeen	KGIM-AM	1420/107.1 FM
Fergus Falls	KBRF-AM	1250	Wadena	KWAD-AM	920	Huron	KOKK-AM	1210
Glencoe	KGLB-AM	1310	Walker	KAKK-AM	1570/96.3 FM	Pierre	KGFX-AM	1060/107.1 FM
Glenwood	KMGK-FM	107.1	Willmar	KDJS-AM	1590	Sioux Falls	KSOO-AM	1140
Grand Rapids	KOZY-AM	1320	Windom	KDDM-AM	1580	Watertown	KWAT-AM	950
Hibbing	WDMF-AM	1240	Windom	KDDM-FM	94.3	Yankton	WNAX-AM	570/99.9 FM
Int'l Falls	KSDM-FM	104.1	Winona	KWNO-AM	1230/98.7 FM	<b>WISCONSIN:</b>		
Little Falls	WYRQ-FM	92.1	Worthington	KWOA-AM	730/100.3 FM	Eau Claire	WMEQ-AM	106.3 FM
Mankato	KTOE-AM	1420/102.7 FM	<b>IOWA:</b>			Hayward	WCBN-AM	910/96.9 FM
Marshall	KMHL-AM	1400/107.1 FM	Cedar Rapids	KZIA-FM	107.5	Menomonie	WMEQ-AM	880
Montevideo	KMGM-FM	105.5	Iowa Falls	KIFG-AM	1510			
Moose Lake	WMOZ-FM	106.9	Iowa Falls	KIFG-FM	95.3			



# TWINS 2018 RADIO BROADCASTERS



## CORY PROVUS PLAY-BY-PLAY/ANALYST

Cory Provus joined the Twins radio broadcast team in 2012, sharing play-by-play and analyst duties for all regular, postseason and spring training broadcasts. Provus, 39, was named 2015 Minnesota Sportscaster of the Year by the National Sports Media Association. He spent the previous three seasons (2009-11) in Milwaukee, where he did play-by-play with Hall of Famer Bob Uecker on WTMJ-AM and the Brewers Radio Network.

The Chicago native began his MLB broadcast career in 2007 as the Cubs pre- and post-game show host. He also handled play-by-play duties, backing up Pat Hughes during games and anchored the morning and afternoon drive sportscasts as a reporter for WGN-AM in Chicago. In the offseason, Provus broadcasts college football and basketball for Big Ten Network and FS1.

In June of 2006, Provus was named the voice of the University of Alabama-Birmingham Blazers, where he handled radio play-by-play for UAB football, men's basketball and baseball. While at UAB, he was named the 2006 Radio Sportscaster of the Year by the Alabama Broadcasters Association.

Provus also has various experience hosting studio shows, managing production and doing play-by-play for various International Sports Properties. He handled play-by-play for the Conference USA Football Championship Game, the ACC Men's Basketball Tournament and various play-by-play duties for Georgia Tech, Wake Forest and Virginia Tech baseball, football and basketball.

A graduate of the S.I. Newhouse School of Public Communications at Syracuse University, Provus also worked at WAER-FM in Syracuse from 1996-2000, handling radio play-by-play and acting as studio host for Orange football, basketball and lacrosse. Provus, his wife, Dana, son, Cooper (6/3/13) and daughter, Mia (10/24/15), make their home in Minnetonka, MN. This past year, Provus joined the board of directors for the nonprofit Roots for the Home Team. "Roots" partners with youth garden programs in ethnically diverse areas of the Twin Cities. Additionally, the Provus family has enjoyed participating in projects with Simpson Housing Services-which houses, supports and advocates for families experiencing homelessness.



## DAN GLADDEN PLAY-BY-PLAY/ANALYST

Former Twin Dan Gladden enters his 19th year in the Twins radio broadcast booth, his 15th as a full-time analyst. Gladden played in the major leagues for 11 years and retired from professional baseball following the 1994 season. He finished his career batting .270 with 203 doubles, 40 triples, 74 home runs, 446 RBI and 222 stolen bases in 1,197 games.

He made his big league debut in 1983 with the San Francisco Giants, with whom he played for three seasons, and was named to both *Tops* and *Baseball Digest* All-Rookie teams in 1984. He was acquired along with pitcher David Blakely by Minnesota in exchange for pitchers Jose Dominguez, Bryan Hickerson and Ray Velasquez on March 31, 1987 and spent five years with the Twins before signing as a free agent with Detroit in 1992. He spent his last year in professional baseball playing for the Yomiuri Giants of the Japanese Central League in 1994. From there, Gladden was a major league advance scout for the Colorado Rockies from 1996-98 and a minor league roving instructor for San Francisco in 1999.

Gladden was a key ingredient in the Twins 1987 and 1991 World Championship teams. His grand slam home run in Game 1 of the 1987 Series vs. St. Louis capped a seven-run 4th inning and he scored the game-winning run in the 10th inning in Game 7 of the 1991 Series vs. Atlanta.

Dan and wife, Janice, make their home in Eden Prairie, MN. His daughter Ashley is married to Joe Gaetti, son of Twins Hall of Famer Gary Gaetti, and lives in San Diego. Daughter Whitney currently lives in Arizona.



## KRIS ATTEBERRY STUDIO HOST/PLAY-BY-PLAY

Kris Atteberry begins his 12th season hosting the Pregame Lineup Card and Postgame Download on the Twins Radio Network as well as providing play-by-play and analysis for select games. Kris has also called men's and women's college basketball on CBS SportsNetwork.

Kris joined the Twins after spending five summers (2002-06) calling games on radio and television for the St. Paul Saints. Prior to joining the Saints, Kris spent three seasons as the lead broadcaster for the Sioux Falls Canaries. Additionally, he has broadcast men's basketball at Cal State Fullerton, as well as basketball, volleyball and baseball at Pepperdine University. From 2002 to 2006 he served as the voice of Montana State football and basketball, twice earning Montana Sportscaster of the Year accolades.

Atteberry, 45, is a native of Bozeman, MT and a 1996 graduate of Stanford University where, in addition to earning a degree in English Literature, he was awarded a National Association of Athletic Directors post-graduate scholarship for his broadcast work with Cardinal athletics.

Kris, wife, Jennifer, and daughter, Jessica, reside in southwest Minneapolis, MN.

### TREASURE ISLAND BASEBALL NETWORK PRODUCTION CREW

Executive Producer.....Mark Genosky  
Venue Engineer/Director.....Kyle Hammer  
Broadcast Manager.....Andrew Halverson

Spanish Broadcast Engineer.....Blake LaBarre  
Production Assistants.....Taylor Ringold, Charlie Wiese





# SPANISH LANGUAGE RADIO BROADCAST



In December of 2015, The Twins announced a new Spanish language radio partnership with La Raza 95.7 FM/1400 AM/1470 AM, which will be home to 50 Twins games per season. Spanish broadcasts can be heard primarily Sunday and Tuesday games throughout the 2018 season.

La Raza 95.7 FM/1400 AM/1470 AM was founded in 2005 by Santamaria Broadcasting and is the only Latino owned and managed radio station in Minnesota. The Upper Midwest is the 16th most important Latino Radio market in the nation and together the two stations encompass 30 miles around the Twin Cities and into northern areas. The two simulcast Spanish-Language stations reach over 200,000 members

of the Minnesota Hispanic community 24 hours a day and seven days a week. Their mission is to empower and unite the Latino community through its community-oriented music, entertainment and informative programming.

The Twins, who were the first professional sports team in the Twin Cities market to broadcast games in Spanish, return Twins Hall of Famer and color analyst Tony Oliva, and play-by-play announcer Alfonso Fernandez, to the broadcast booth for their 11th season together. All 50 games will include a 15 minute pre and post-game show. In addition, these broadcasts will be transmitted via SAP (secondary audio program) on the Twins television partner Fox Sports North.



## ALFONSO FERNANDEZ SPANISH RADIO, PLAY-BY-PLAY

Fernandez begins his 13th season in 2018 with the Minnesota Twins serving as the Spanish play-by-play announcer.

Fernandez also serves as the Spanish broadcast voice for the Minnesota Timberwolves since 2005.

Fernandez has called the action in Spanish for five other professional sports teams including the Minnesota Vikings (2005-09), the Los Angeles Clippers (1993-95), the Los Angeles Lakers (1988-90) and the Los Angeles Rams (1987-91).

He was the first to broadcast basketball in Spanish in the Los Angeles area and has spent 33 years behind the microphone. Fernandez and his wife, Rosalia, daughter, Angela, and son, Jared, make their home in White Bear Lake, MN.



## TONY OLIVA SPANISH RADIO, ANALYST

Pedro 'Tony' Oliva Jr., or 'Tony-O' to those who followed his 24-year career as a Twins player and coach, was a man who seemed to excel in all aspects of the game. He could hit for power and average, run, field and throw, and his versatility made him one of the most feared hitters of his day.

Tony-O collected 1,917 hits and retired with a .304 career average. He is the only player to win batting titles in his first two seasons and was the winner of three in his 15-year career, which still stands as the club's longevity mark. His prowess as a hitter was demonstrated in the fact that he led the league in hits five times,

and his 220 career home runs rank fourth all-time among Twins. If not for knee problems which cut his career short, Oliva would have been a certain choice for the National Baseball Hall of Fame.

Oliva, the 1964 American League Rookie of the Year, began his coaching career in 1976. He also works as a hitting instructor in the Twins minor league system and scouts for the club. He had his number 6 retired July 14, 1991 and was selected to the Twins 25th Anniversary Team in 1986 and the 40th Season Anniversary All-Time Team in 2000. He was inducted into the Twins Hall of Fame on August 12, 2000, and was named one of the "50 Greatest Twins" in 2010. In 2013, he became the eighth ever recipient of the Herb Carneal "Lifetime Achievement" Award.

### FOX SPORTS NORTH TELEVISION PRODUCTION CREW

Producers.....	Vanessa Lambert, John Stroh
Directors.....	Matt Gangli, Matt Laaksonen
Pre/Post Game Producer.....	Peter Anderson, Jordan Austin, Chelsea Johnson
Pre/Post Game Host.....	Tom Hanneman/Anthony LaPanta
Sideline Reporters.....	Marney Gellner, Kevin Gorg, Audra Martin
Pre/Post Game Analysts.....	Tim Laudner, Jack Morris, Roy Smalley
Graphics.....	Mike Mee, Tom Mee



# TWINS 2018 TELEVISION BROADCASTERS



## BERT BLYLEVEN TWINS TELEVISION, COLOR ANALYST

This will be the Hall of Famer's 23rd full season as color commentator for the Twins. Blyleven pitched in the major leagues for 23 years, including 11 seasons for the Twins, from 1970-92. He was elected to the National Baseball Hall of Fame on January 5, 2011 and was inducted on July 24, 2011 in Cooperstown, NY. The native of Zeist, Holland, Bert is very proud to be the first Dutch born major league player to be inducted into the Baseball Hall of Fame. He served as the pitching coach for Team Netherlands in the 2009 and 2013 World Baseball Classic.

Blyleven is one of only three major league pitchers all-time to win a major league game before his 20th birthday and after his 40th birthday (Herb Pennock and Mike Morgan). He also pitched at the major league level with Texas, Pittsburgh, Cleveland and California. He still holds the Twins club record for total strikeouts (2,035), shutouts (29) and complete games (141). In 1973, he went 20-17 with a 2.52 ERA, tossing 25 complete games in 40 starts, including nine shutouts and 325.0 innings. He posted double-digit wins in 17 different seasons. As a member of the Texas Rangers in 1977, Bert tossed a no-hitter, defeating the Angels at Anaheim Stadium.

On baseball's all-time list, Blyleven ranks fifth in strikeouts (3,701), 10th in games started (685), ninth in shutouts (60), third in complete game 1-0 wins (15), 14th in innings pitched (4,970.0), eighth in home runs allowed (430), and tied for 26th in wins (287). He was voted AL Rookie Pitcher of the Year in 1970 and AL Comeback Player of the Year in 1989. Bert pitched in two All-Star games and was a member of two Championship World Series teams (Pirates in 1979 and Twins in 1987).

Bert and his wife, Gayle, reside in Fort Myers, FL during the off-season and have six children and eight grandchildren. They are involved in helping raise funds for Parkinson's Association and other charitable organizations.



## DICK BREMER TWINS TELEVISION, PLAY-BY-PLAY

The 2018 season will be Dick Bremer's 35th season as a broadcaster for the Twins. The Minnesota native graduated from St. Cloud State University in 1978. Following his graduation he worked for three years in Cedar Rapids, IA as a sportscaster for WMT-Radio and TV (now KGAN-TV). While there, he began his play-by-play career doing University of Iowa basketball for two years.

He was named weekend sportscaster at WTCN-TV (now KARE-11) in 1981. After two years, he left to begin his Twins play-by-play career with Spectrum Sports in 1983. He remained there until 1985 while also doing Minnesota North Stars games. He rejoined the Twins broadcast team in 1987 and has remained there working for Twinvision, Midwest Sports Channel and FS North. In 2013, Dick was the recipient of the Silver Circle Emmy for Broadcast Excellence and inducted into the Minnesota Museum of Broadcasting Hall of Fame.

Throughout his career, he has also done Minnesota Vikings preseason football, University of Minnesota men's hockey, football and basketball, Big Ten basketball, and the Minnesota State High School League's football and girls' and boys' basketball tournaments.

Dick and his wife, Heidi, along with son Erik and daughter Hannah, make their home in St. Michael, MN.



## ROY SMALLEY TWINS TELEVISION, COLOR ANALYST

The 2018 season will be Roy Smalley's 16th season overall in some capacity with the Twins television broadcasts. Smalley played in the major leagues for 13 years, including 10 seasons for the Twins, from 1976-82 and '85-87. He was a part of the Twins first World Championship team in 1987 and named to the AL All-Star team in 1979.

Smalley also played at the major league level with Texas, New York-AL and Chicago-AL. As a Twin, he hit .262 with 1,046 hits, 184 doubles, 21 triples, 110 home runs, 485 RBI and 551 runs scored in 1,148 games and ranks near the top of many all-time Twins offensive categories. The Los Angeles, CA native played collegiately at the University of Southern California and was inducted into the USC Athletic Hall of Fame in 2007 and the College Baseball Hall of Fame in 2013.

Smalley currently makes his home in Edina, MN and is Senior Vice President, Portfolio Manager at Morgan Stanley Wealth Management. He serves as President on the Board of Directors for the nonprofit organization Pitch In For Baseball and is an advocate for the Boys & Girls Clubs of the Twin Cities.



## JACK MORRIS TWINS TELEVISION ANALYST/TWINS RADIO

Morris begins his 12th season as a broadcaster for the Twins in 2018. The Minnesota native returned home in 2014 after spending 2013 as color analyst for Blue Jays radio broadcasts. He spent 2005-11 as a Twins radio analyst.

Morris, 62, is a 1973 graduate of Highland Park High School in St. Paul. He went on to play three seasons at Brigham Young University in Provo, Utah, before being drafted in the fifth round of the 1976 Draft by the Detroit Tigers. He played 14 years for the Tigers, one year for the Twins, two for the Toronto Blue Jays and finished his career in 1994 with the Cleveland Indians. In all, Morris won four World Series championships.

During his 18-year career, Morris had a record of 254-186, 3.90 ERA with 1,390 walks and 2,478 strikeouts in 549 career games (527 starts). Over the winter of 2017, it was announced that he would be elected in the National Baseball Hall of Fame during the summer of 2018. He won 10-or-more games 14 times during his career and threw 10-or-more complete games in a season 11 times. A five-time All-Star, he was named the Most Valuable Player of the 1991 World Series after going 2-0 with a 1.17 ERA in three starts vs. the Atlanta Braves, including a 10-inning complete game victory to win Game 7 and the World Series for the Twins.

Jack and his wife, Jennifer, have a son Miles, and reside in Grant, MN. Morris also has two grown children, Austin and Erik.



# MINNESOTA TWINS MEDIA POLICIES

## CREDENTIALS

Credentials for accredited news media are available through <https://credentials.mlb.com> with the appropriate affiliate ID. All requests must be made at least 24 hours prior to game time. Daily credentials must be picked up at the press gate entrance off 7th Street near the box office on Target Plaza. The press gate will be staffed five hours prior to night games and three hours prior to day games. Daily and season credentials will be issued only to working members of the media and must be displayed at all times while in Target Field. A photo ID and signature are required to pick up credentials. The pressbox is located on the Club Level (2), while both clubhouses, interview room, press dining and field access are located on the Service Level (-2).

## TWINSPRESSBOX.COM

All baseball information, including: media guide, game notes, daily clips, stat packs, minor league report, press releases, headshots and logos will be available at [twinspressbox.com](https://twinspressbox.com). This site also provides media with audio and video clips, along with information for the 29 other MLB clubs.

## INTERVIEWS

Most interviews may be conducted on the field during batting practice where the manager, players and coaches are usually available, as long as the interview does not interrupt their pre-game routine. Members of the media must stay in foul territory between first and third base. In-depth interviews that require more time with a player should be pre-arranged through the Twins Communications department. Reporters and broadcasters must leave the field, with photographers reporting to their assigned photo positions, no later than one-half hour before game time.

## CLUBHOUSE ACCESS

The Twins clubhouse will be open to media with clubhouse credentials until one hour prior to each game and no longer than 10 minutes following each game. All live television broadcast shots must be conducted outside the clubhouse. Television photographers are allowed in the clubhouse prior to batting practice and after games, but not between batting practice and game time. Still photographers are not allowed in the clubhouse at any time. On occasion of a team meeting, the clubhouse will be closed until the conclusion of the meeting. The training room, dining room and weight room are off-limits to everyone except the manager, coaches, players and Twins officials. The dugout is off limits during the game for everyone except the manager, coaches, players, trainers and certain club officials, in accordance with American League rules.

## FIELD ACCESS

Members of the media must access the field through the Umpire/Star Dressing Room Tunnel. The tunnel is located between the Twins Communications office and the visiting clubhouse on the Service Level (-2).

## HERB CARNEAL PRESSBOX

Space is available for accredited members of the media on assignment only. Guests are not allowed unless prior approval has been granted by the Twins Communications department. Wireless internet is available. To reach the Twins Communications office and visiting clubhouse, take the stairs or elevator down to the Service Level (-2) and turn left. To reach the media dining/interview room (Twins Room) and home clubhouse, turn right.

## PRESS ROOM

The Twins Room, located on the Service Level (-2), is available for pre-game meals to media with appropriate credentials, for an \$11 charge, approximately two hours prior to, and up until, game time.

## PHOTOGRAPHERS

Due to a lack of on-field photo spots, the first and third base photo pits are limited to local papers, wire services, Twins photographers and whomever is assigned for that particular game. Certain exceptions may be made depending on space availability. An alternative for photographers are the designated photo positions around the concourse. Photographers assigned to the on-field locations should remain in the photo pits at all times during the game. If necessary, photographers should leave between innings only. Photos are allowed during batting practice, but photographers must remain on the dirt in foul territory, between first and third base. No photographs are to be taken from the baseball press box.

## PHOTO EDITING ROOM

Photographers can edit images before, during or after the game in the photo editing room located by the field entrance on the Service Level (-2).

## AUTOGRAPHS

Credentialed media do NOT ask for autographs. Any media members asking for autographs will have their credentials revoked.

## PARKING

There is no on-site parking available at Target Field, but municipal ramps and parking lots are available near the stadium. Because of proximity to the press box, ramp "A" is recommended for media to park in on a game-by-game basis.

**FOR MORE INFORMATION** regarding policies or questions about interviews, photo requests, statistical information, news releases, etc., call Dustin Morse (612) 659-3472, Mitch Hestad (612) 659-3473, Mike Kennedy (612) 659-3475 or Cori Frankenberg (612) 659-3474.

## PRE-GAME WORKOUT SCHEDULE AT TARGET FIELD

### 12:10 PM START

Twins Hitting	9:40-10:30
Visitors Hitting	10:30-11:20
Twins Infield	11:20-11:30
Visitors Infield	11:30-11:40
Field Preparation	11:40-Game Time

### 6:10 PM START

Twins Hitting	3:40-4:30
Visitors Hitting	4:30-5:20
Twins Infield	5:20-5:30
Visitors Infield	5:30-5:40
Field Preparation	5:40-Game Time

### 1:10 PM START

Twins Hitting	10:40-11:30
Visitors Hitting	11:30-12:20
Twins Infield	12:20-12:30
Visitors Infield	12:30-12:40
Field Preparation	12:40-Game Time

### 7:10 PM START

Twins Hitting	4:40-5:30
Visitors Hitting	5:30-6:20
Twins Infield	6:20-6:30
Visitors Infield	6:30-6:40
Field Preparation	6:40-Game Time



# CHAIRMEN – TWIN CITIES CHAPTER BASEBALL WRITERS' ASSOCIATION OF AMERICA

1961	Charles Johnson.....	Minneapolis Star and Tribune	1990	Tom Powers.....	St. Paul Pioneer Press Dispatch
1962	Bill Boni.....	St. Paul Dispatch-Pioneer Press	1991	Jeff Lenihan.....	Star Tribune
1963	Tom Briere.....	Minneapolis Tribune	1992	Jim Caple.....	St. Paul Pioneer Press
1964	Arno Goethel.....	St. Paul Pioneer Press	1993	Steve Aschburner.....	Star Tribune
1965	Bob Martel.....	United Press International	1994	Bob Sansevere.....	St. Paul Pioneer Press
1966	Bill Hengen.....	Minneapolis Star	1995	Scott Miller.....	St. Paul Pioneer Press
1967	Lew Ferguson.....	Associated Press	1996	Ron Lesko.....	Associated Press
1968	Allen Redmann.....	St. Paul Dispatch	1997	Dan Barreiro.....	Star Tribune
1969	Sid Hartman.....	Minneapolis Tribune	1998	Jim Souhan.....	Star Tribune
1970	Mike Lamey.....	Minneapolis Star	1999	Greg Johnson.....	St. Paul Pioneer Press
1971	Bob Fowler.....	St. Paul Pioneer Press	2000	LaVelle E. Neal III.....	Star Tribune
1972	Dick Gordon.....	Minneapolis Star	2001	Gordon Wittenmyer.....	St. Paul Pioneer Press
1973	Pat Thompson.....	Associated Press	2002	Dave Campbell.....	Associated Press
1974	Dan Stoneking.....	Minneapolis Star	2003	LaVelle E. Neal III.....	Star Tribune
1975	Patrick Reusse.....	St. Paul Pioneer Press	2004	LaVelle E. Neal III.....	Star Tribune
1976	Jon Roe.....	Minneapolis Tribune	2005	LaVelle E. Neal III.....	Star Tribune
1977	Carl Peterson.....	St. Paul Pioneer Press	2006	LaVelle E. Neal III.....	Star Tribune
1978	Max Nichols.....	Minneapolis Star	2007	LaVelle E. Neal III.....	Star Tribune
1979	Mike Augustin.....	St. Paul Pioneer Press	2008	LaVelle E. Neal III.....	Star Tribune
1980	Scott Papillon.....	Associated Press	2009	LaVelle E. Neal III.....	Star Tribune
1981	Doug Grow.....	Minneapolis Star	2010	LaVelle E. Neal III.....	Star Tribune
1982	Joe Soucheray.....	Minneapolis Tribune	2011	LaVelle E. Neal III.....	Star Tribune
1983	Charley Walters.....	St. Paul Pioneer Press	2012	LaVelle E. Neal III.....	Star Tribune
1984	Howard Sinker.....	Minneapolis Star and Tribune	2013	Pat Borzi.....	MinnPost.com
1985	Curt Brown.....	St. Paul Pioneer Press Dispatch	2014	Pat Borzi.....	MinnPost.com
1986	Carrie Muskat.....	United Press International	2015	Pat Borzi.....	MinnPost.com
1987	Gregg Wong.....	St. Paul Pioneer Press Dispatch	2016	Mike Berardino.....	Pioneer Press
1988	Mike Nadel.....	Associated Press	2017	LaVelle E. Neal III.....	Star Tribune
1989	Mark Vancil.....	Minneapolis Star Tribune	2018	Dave Campbell.....	Associated Press

## BBWA – TWIN CITIES CHAPTER

**Mike Berardino**  
St. Paul Pioneer Press

**Rhett Bollinger**  
MLB.com

**Pat Borzi**  
Honorary Member

**Dennis Brackin**  
Star Tribune

**Dave Campbell**  
Associated Press

**Joe Christensen**  
Star Tribune

**Glen Crevier**  
Star Tribune

**Chad Graff**  
The Athletic

**Barry Fritz**  
Honorary Member

**Brian Hall**  
Associated Press

**Dan Hayes**  
The Athletic

**Sid Hartman**  
Star Tribune

**Jon Krawczynski**  
Associated Press

**Phil Miller**  
Star Tribune

**LaVelle E. Neal III**  
Star Tribune

**Tom Powers**  
St. Paul Pioneer Press

**Glenn Redmann**  
Honorary Member

**Tad Reeve**  
St. Paul Pioneer Press

**Patrick Reusse**  
Star Tribune

**Bob Sansevere**  
Honorary Member

**Howard Sinker**  
Star Tribune

**Jim Souhan**  
Star Tribune

**John Shiple**  
St. Paul Pioneer Press

**Charley Walters**  
St. Paul Pioneer Press

**Gregg Wong**  
Honorary Member

## ROBERT D. FISHEL AWARD – PUBLIC RELATIONS EXCELLENCE

YEAR	WINNER	CLUB	YEAR	WINNER	CLUB	YEAR	WINNER	CLUB
1981	Robert O. Fischel.....	AL	1995	Howard Starkman.....	TOR	2009	Patrick Courtney.....	MLB
1982	Robert W. Brown.....	BAL	1996	Bill Guifoile.....	HOF	2010	Jay Alves.....	COL
1983	Larry Shenk.....	PHI	1997	Dick Bresciani.....	BOS	2011	Jim Trdinich.....	PIT
1984	Arthur E. Patterson.....	CAL	1998	Jay Horwitz.....	NYM	2012	Staci Slaughter.....	SF
1985	Jim Ferguson.....	CIN	1999	Bob DiBiasio.....	CLE	2013	Tim Hevly.....	SEA
1986	Fred Claire.....	LAD	2000	Tim Mead.....	ANA	2014	Jason Zillo.....	NY
1987	Jim Toomey.....	STL	2001	Rob Matwick.....	HOU	2015	Brian Bartow.....	STL
1988	Tom Mee.....	MIN	2002	Mike Swanson.....	ARI	2016	Bart Swain.....	CLE
1989	Donald Davidson.....	HOU	2003	Rick Vaughn.....	TB	2017	Gene Dias.....	HOU
1990	Ned Colletti.....	CHC	2004	Jeff Idelson.....	HOF			
1991	Phyllis Merhige.....	AL	2005	Randy Adamack.....	SEA			
1992	Richard Griffin.....	MON	2006	Rob Butcher.....	CIN			
1993	John Blake.....	TEX	2007	Richard Levin.....	MLB			
1994	Katy Feeney.....	NL	2008	Scott Reifert.....	CWS			



# TWINS COMMUNICATIONS STAFF



## DUSTIN MORSE

### SENIOR DIRECTOR, COMMUNICATIONS

Dustin Morse was named Senior Director of Communications in 2015. A member of the Twins organization since 2006, he is responsible for all baseball and business communications, day-to-day baseball information, publications, photography, media relations, club archives and all player relations needs for the Minnesota Twins. He also oversees the Twins Hall of Fame Committee where he continues to grow the Twins brand.

Morse has spent 16 years working in Major League Baseball including an internship at the National Baseball Hall of Fame in Cooperstown, NY. The Twins mark his fourth different Major League organization having previously spent time with the San Diego Padres (2004-05), Texas Rangers (2003) and Chicago Cubs (2002). Prior to being hired by the Twins, Morse served as the Baseball Information Coordinator for the Padres where he was responsible for statistical research, day-to-day media relations needs and played a role in the opening of PETCO Park in 2004. In 2003, Morse spent the year working as the Texas Rangers Media Relations Assistant, working on a variety of projects that included baseball information and alumni relations. Additionally, Morse completed a media relations internship with the Chicago Cubs in 2002. Morse, 38, a graduate of the University of Wisconsin-Madison where he majored in Communications and Legal Studies, makes his home in Lakeville, MN along with his wife, Meghann, daughter, Madison, and son, Griffin.



## MITCH HESTAD

### SENIOR MANAGER, COMMUNICATIONS

Mitch Hestad was named Senior Manager of Communications in December of 2015. He previously served as Senior Manager of Baseball Information in 2015 and Manager of Baseball Communications in 2014. He interned with the Twins' Baseball Communications department in 2006-07 and was hired as Baseball Communications Coordinator in 2008.

Hestad, 35, assists the Senior Director of Communications in various areas and is responsible for all baseball-related information within the department, including the club's official media guide, season summary, daily game notes and statistics. Additionally, he assists numerous departments within the organization in terms of Twins historical research, proofing and editing.

Prior to joining the Twins, he worked for a year in the University of North Dakota's Sports Information Department and graduated from UND in 2005, earning a degree in Communication with a study of emphasis in Public Relations and Sports Marketing. Mitch currently resides in Eagan, MN with his wife, Megan.




## MIKE KENNEDY

### MANAGER, COMMUNICATIONS AND PUBLICATIONS

Mike Kennedy was named Manager of Communications and Publications in 2015. He joined the Twins in 2012 after working in Colorado Rockies' communications department from 2010 to 2012.

Kennedy, 32, leads the non-baseball communications efforts of the Twins. He is responsible for all official Twins publications including the yearbook, scorecards, media guides and magazines. He also oversees official club photography and artwork while working to increase creative content projects. Additionally, he works closely with baseball media to fulfill inquiries and provide baseball information and analysis.

A Chaska, MN native, he graduated from the University of Wisconsin-Milwaukee in 2008, earning a degree in Journalism and Mass Communication with emphasis in Graphic Design and Sports Marketing. He is also a graduate of the Twins internship program, serving as a Baseball Communications Intern for the Twins in 2009. Mike currently lives in Minneapolis, MN with his wife Brittany and their son.



## CORI FRANKENBERG

### COORDINATOR, COMMUNICATIONS

Cori Frankenberg joined the Twins Communications department in February of 2015. She spent 2014 working for the United States Olympic Committee as a Communications Intern. Prior to that, she worked for WLUK-FOX 11 in Green Bay, WI, as a Sports Intern in 2013 and spent five seasons with the Wisconsin Timber Rattlers minor league baseball club in the promotions department from 2008-12.

Frankenberg, 25, is responsible for assisting all aspects of Communications, specifically the MLB credentials and general office administration. Additionally, she works closely with the Senior Director of Communications and Senior Manager of Communications to maintain player-media needs and distribution of baseball information.

Cori graduated from Northern Illinois University in 2014 with a degree in Communications, where she also played soccer for four years. A native of Appleton, WI, Cori currently resides in Minneapolis, MN.



## ELVIS MARTINEZ

### ASSISTANT, COMMUNICATIONS/TRANSLATOR

Elvis Martinez joined the Twins in January of 2018. Before joining the Twins, Elvis spent 2017 in the St. Louis Cardinals organization serving a Baseball Operations Fellowship in Jupiter, Florida. While there, he assisted International Operations and Player Development. He also served as GCL Cardinals Coordinator, assisting on-field personnel with daily logistics, game information, translating and travel accommodations.

A native of La Romana, Dominican Republic, Martinez moved to the United States in 2006 where he attended Rochester Institute of Technology in Rochester, NY, graduating with a Bachelor's Degree in Hospitality and Management with a concentration in International Operations.



## BRACE HEMMELGARN

### TEAM PHOTOGRAPHER

Brace Hemmelgarn was named to his full-time role of Team Photographer in January of 2014 after spending the previous three seasons in a part-time role with the club.

Hemmelgarn, 28, is responsible for photography needs throughout the organization, digital archiving, photo requests and graphic design.

After graduating from St. Cloud Cathedral High School, Hemmelgarn attended Saint John's University in Collegeville, MN, where he played baseball and graduated in 2012 with a degree in Communication. He has shot a variety of sports in a freelance role since 2008, working with the University of Minnesota athletic department along with USA Today Sports Images where he covers Vikings, Wild and Timberwolves.

A native of St. Cloud, MN, Brace makes his home in Minnetonka, MN.



# CENTURYLINK SPORTS COMPLEX

The Twins will spend their 28th spring training season in Lee County at the recently renovated CenturyLink Sports Complex in 2018. Spurred by their first year in the state-of-the-art facility, the Twins won the 1991 World Series after enjoying their most successful Spring Training camp in history as they posted a record-high 21 wins. In the 27 years, the Twins have drawn at total of 2,846,366 fans for 429 dates, an average of 6,587 per game (total does not include 17 replacement games in 1995 - 49,240 fans).



Located south of the city of Fort Myers near Interstate 75, the CenturyLink Sports Complex is the spring training home to the Twins and their six minor league affiliates. The centerpiece of the facility is an 8,730-seat stadium in which the major league Twins play their exhibition games and conduct some of their daily workouts. The complex also features five full practice fields and two half-fields.

On August 3, 2004, the Twins signed an extension with Lee County for use of the complex through 2020, and on November 6, 2012 the Lee County Board of County Commissioners approved a \$42.5 million renovation and a new 30-year lease. Combined with the Twins contribution, the total for the renovations increased to \$48.5 million. The renovations prior to the 2015 season increased the seating capacity to 8,730 and include a new party deck, expanded gift shop and an outfield boardwalk around the playing field to create a 360-degree walk-around the stadium, similar to Target Field. The plan also renovated previously existing concession stands, restrooms, suites and press box areas.



A signature feature of the renovated facilities is the Twins Player Development Academy which includes a 58-room residence hall for players and staff, dining facilities, recreational spaces, meeting rooms, educational classrooms and Champions Hall, a 220 seat tiered theater used by players and staff for meetings, conferences and presentations throughout the year. The Academy contains state of the art technology, Wi-Fi throughout and high-tech video systems for player instruction for both major league and minor league players.

In addition to the Player Development Academy, the entire minor league building was renovated including expanded clubhouse with new lockers for players and staff, new 1,800 square foot training room, high tech video facilities, expanded office space and a new game field for the minor league teams.

The major league facility team and player upgrades include new athletic training and strength and conditioning rooms, new lockers for players and staff, dedicated dining room space, state of the art video facilities and complete renovation of all office and meeting rooms. The overall project earned the Twins the Ballpark Digest's Best Major Renovations of 2015.

Continuing the renovations at Hammond Stadium prior to the 2016 season, Lee County and the Twins added a shade structure along the LF line of the Boardwalk and a permanent serving area on the 4th floor Sky Deck.



## CenturyLink® Sports Complex

Installed prior to 2017, the old scoreboard was replaced with a new full-feature LED video board. The screen measures 18' x 35' and was installed by Daktronics of Brookings, SD. Additionally, the GCL Twins home playing field has been named "Bill Smith Field" in honor of the former Twins General Manager.

The CLSC is home to two Twins minor league affiliates, housing both the Ft. Myers Miracle of the Single-A Florida State League and the Rookie Level Gulf Coast League Twins.

The main stadium was renamed Bill Hammond Stadium late in the 1994 spring season in honor of the longtime Deputy County Manager who was instrumental in getting the complex approved and bringing the Twins to Lee County.



Major league home and visiting clubhouses are included in the stadium proper, and complete facilities for the minor league teams are contained in a building adjacent to their playing fields. Prior to the start of the 2005 spring training, a 6,000 square foot state-of-the-art fitness training room and conference center was built next to the minor league facility. During the winter of 2007, Lee County and the Twins implemented a variety of improvements to Hammond Stadium, including installation of a grass berm adjacent to right field; installation of a drink rail and party deck behind the grass berm; and installation of two new rows of seats (125 seats in total) at field level between the dugouts. Prior to the start of the 2008 spring schedule, new lights and seats were installed at Hammond Stadium.

The major league club's administrative offices are located in the stadium, with the minor league administrative offices in the building adjacent to its fields.

The facility also features a four-field softball complex and other athletic facilities for use by Lee County organizations and visiting amateur baseball and softball teams, plus an 11-acre water-management lake.

The Twins trained in Orlando, FL, from 1936 through 1990 (with the exception of the war years of 1943, 44 and 45, when they conditioned in College Park, MD) and their minor league clubs moved to Terry Park in Ft. Myers in 1990, after headquartering in Melbourne, FL, from 1964-89. The entire organization was united for the first time in Lee County in 1991.

The Sports Complex, an \$18.2 million undertaking, was completed in February, 1991. Lescher and Mahoney, an architectural and engineering firm based in Tampa, FL, was the lead architect for the project, with design assistance from Ellerbe-Becket of Kansas City, Missouri. Case Contracting Company of Plant City, FL, was the contractor.





# TWINS SPRING TRAINING MEDIA POLICIES

## SPRING CREDENTIALS

Credentials for accredited news media for Spring Training games are available through an application at <https://credentials.mlb.com>. These will be issued only to daily newspaper reporters who will be covering the club, home and road and to area radio and TV sports reporters and camera crews who will be covering on a regular basis. All other media entities will be credentialed on a per-game basis (including parking) through an application at <https://credentials.mlb.com>.

**No fax or email requests will be accepted unless approved by the Twins Communications department.** Transfer of working press credential will result in the termination of coverage privileges for the individuals involved. A photo ID and signature are required for credential pick-up at the VIP Window.

## FIELD ACCESS

Allowed during batting practice and other workouts during the early training period, but once the game schedule begins the field must be cleared at the end of visitors' batting practice. All reporters must confine themselves to foul territory between 1st and 3rd base. Workouts begin daily at approximately 9:00 a.m.

## DINING ROOM ACCESS

Available only to those media credentialed to cover that day's game, for a \$6 charge. This room will open at 11:30 a.m. for day games (4:30 p.m. for night games) and will close at gametime. Working photographers will be permitted in the press dining room on the same basis as other reporters.

## PRESSBOX ACCESS

Permitted only to members of the Baseball Writers' Association of America (BBWAA) and to coverage reporters of area daily newspapers and radio and TV stations. Weekly newspapers can be accommodated only on a space-available basis. Wireless internet is available.

## CLUBHOUSE ACCESS

Limited to members of the Baseball Writers' Association of America (BBWAA) and to coverage reporters of area daily newspapers and radio and TV stations. The clubhouse will be open prior to and following workouts during the pre-schedule workout period with certain exceptions. During the game schedule, the clubhouses will be closed at the end of batting practice until five minutes after games. Clubhouse access is limited to the player-locker area and the manager's office. The training room, exercise room and equipment rooms are off-limits to all media. No still cameras are allowed in the clubhouse.

## INTERVIEWS

Players will accommodate when possible where on-field interviews are concerned. Any in-studio appearances or appearances on the player's own time must be set up through the Twins Communications department.

## RADIO & TV

Television cameras will be allowed in the clubhouse prior to games and workouts, as well as after games and workouts. Feature material should be filmed on the field during batting practice. Post-game interviews may be conducted on the field or in the clubhouse for both TV and radio.

## CAMERA POSITIONS

Several camera positions are available for shooting during the game, but no cameras will be allowed on the field itself. The center field position will be for game television cameras only, as will the low home position, unless cleared through the Twins Communications department. High and low, first and third base will be credentialed on a space-available basis. Any photographers shooting from the field photo pits will only be allowed to leave or change positions between innings.

## PHOTOGRAPHERS

No still photographers will be allowed on the field during the game or in the clubhouse at any time. There are at least four positions from which photographers may shoot during games. On the first day of full squad workouts, photographers will be allowed the freedom of the field during the exercise period, but must stay in foul territory during the actual workout times. On all other days, all media personnel must stay in foul territory and no farther down the lines than first and third base. No photographs are to be taken from the pressbox.

## MEDIA DAY

Will be on Wednesday, February 21, beginning at 7:00 a.m., sharp. All photographers and media seeking head shots and digital content are asked to cooperate by doing this on Media Day, when the players will be made available in an assembly line fashion to accommodate all accredited news services.

## AUTOGRAPHS

Professional journalists do NOT ask for autographs. Any media members asking for autographs will have their credentials revoked.

## TICKETS

May be purchased by coverage personnel out of a block held for this purpose. These tickets are for personal use only and advance notice is recommended to increase chance of availability.

**FOR ADDITIONAL INFORMATION:** Call or e-mail Dustin Morse at (612) 325-8184 or [dustinmorse@twinsbaseball.com](mailto:dustinmorse@twinsbaseball.com), or Mitch Hestad at (952) 240-2953 or [mitchhestad@twinsbaseball.com](mailto:mitchhestad@twinsbaseball.com).

## PRE-GAME WORKOUT SCHEDULE AT THE CENTURYLINK SPORTS COMPLEX

### 1:05 PM Start

Twins Hitting	10:15 a.m.-11:15 a.m.
Visitors Hitting	11:15 a.m.-12:15 p.m.
Twins Infield	12:15-12:30
Visitors Infield	12:30-12:45
Field Preparation	12:45-1:05

### 6:05 PM Start

Twins Hitting	3:15-4:15
Visitors Hitting	4:15-5:15
Twins Infield	5:15-5:30
Visitors Infield	5:30-5:45
Field Preparation	5:45-6:05

\*All times listed as Eastern



# SPRING TRAINING RECORDS

## INDIVIDUAL RECORDS

All stats since 1965

BATTING		PITCHING	
Average (25+ AB).....	490, Hisle, 1977	Wins.....	5, Blyleven, 1975
Games.....	28, Maxwell, 2000		O'Connor, 1983
	Tyner, 2007		Viola, 1985
At-Bats.....	96, Puckett, 1985		Lohse, 2006
Runs.....	24, Gaetti, 1983	Losses.....	4, Grant and Kaat, 1967
Hits.....	35, Allen, 1999		Aldred, 1997
Total Bases.....	67, Gaetti, 1983	Saves.....	5, Crzenda, 1969
Singles.....	32, Allen, 1999		Sanders, 1973
Doubles.....	10, Koskie, 2001	Win Percentage.....	1.000 (5-0), O'Connor, 1983
	W. Ramirez, 2013		1.000 (4-0), Mays, 2002
Triples.....	5, Guzman, 2000		1.000 (5-0), Lohse, 2006
Home Runs.....	10, Gaetti, 1983	ERA (20.0+ IP).....	0.33, Blyleven, 1973
RBI.....	31, Ward, 1983	Innings Pitched.....	38.0, Perry, 1970
Walks.....	20, Killebrew, 1966	Hits.....	48, Blyleven, 1971
Strikeouts.....	22, Carew, 1967		Koosman, 1981
	Sanó, 2017	Runs.....	28, Grant, 1967
Stolen Bases.....	9, D. Santana, 2016	Earned Runs.....	26, Rodriguez, 1998
Caught Stealing.....	4, Killebrew, 1971	Home Runs.....	8, Butcher, 1986
	J. Nettles, 1973	Walks.....	24, Decker, 1975
	Lawton, 1996	Strikeouts.....	33, Liriano, 2012
GDP.....	7, Walker, 2000	Games.....	13, Davis, 1986
Sacrifice Hits.....	4, Wilfong, 1978	Games Started.....	8, Grant, 1965
Sacrifice Flies.....	4, Darwin, 1974	Complete Games.....	1, many players
	Hocking, 2001	Hit-Batsmen.....	3, many players
Hit-by-Pitch.....	4, Gaetti, 1988	Wild Pitches.....	5, Decker, 1975
	Cordova, 1996		Morris, 1991

## TEAM RECORDS

BATTING		PITCHING	
Average.....	327, 1983	Wins.....	21, 1991
At-Bats.....	1281, 1998	Losses.....	22, 1974
Runs.....	199, 2001	Saves.....	12, 1972 and 73
Hits.....	363, 1998	Win Percentage.....	.739 (17-6), 1983
Total Bases.....	546, 2001	ERA.....	2.82, 1972
Singles.....	275, 1998	Innings Pitched.....	322.0, 1998
Doubles.....	74, 2004	Hits.....	387, 1997
Triples.....	15, 1977	Runs.....	220, 1997
Home Runs.....	36, 2003	Earned Runs.....	195, 1997
RBI.....	180, 2001	Home Runs.....	44, 2000
Walks.....	127, 1977	Walks.....	123, 1970
Strikeouts.....	253, 2017	Strikeouts.....	224, 2012
Stolen Bases.....	32, 2016	Games Started.....	37, 1998
Caught Stealing.....	20, 1973	Complete Games.....	2, 1979
GDP.....	49, 1996	Relief Appearances.....	140, 2004
Sacrifice Hits.....	15, 1979	Shutouts.....	5, 1973
Sacrifice Flies.....	16, 1989	Hit-Batsmen.....	15, 1997 and 2017
Hit-by-Pitch.....	20, 2002	Wild Pitches.....	26, 2001

## MISCELLANEOUS RECORDS

One-run games, Won.....	14, 1989	Attendance, Season	
One-run games, Lost.....	9, 1988	Home.....	170,497 (15), 2010 (two exhibition games at Target Field)
Extra-Innings, Won.....	4, 1968 and 96	Road.....	118,111 (17), 1988
Extra-Innings, Lost.....	5, 1967	Florida	
Night games, Won.....	5, 1973 and 75	Orlando.....	58,796 (14), 1989
Night games, Lost.....	3, many years	Lee County.....	129,543 (17), 2008
Day games, Won.....	20, 1991 and 2004	Road.....	124,733 (19), 2012
Day games, Lost.....	21, 1998	Average, Season	
Home games, Won.....	13, 1991	Orlando.....	7,443 (16), 1989
Home games, Lost.....	11, 1997	Lee County.....	7,808 (16), 2007
Road games, Won.....	12, 2012	Road.....	7,304 (16), 1996
Road games, Lost.....	13, 1988	Average, Florida	
Vs. Right-handers, Won.....	15, 1996, 2001 and 04	Orlando.....	4,258 (12), 1988
Vs. Right-handers, Lost.....	17, 1999	Lee County.....	8,091 (16), 2011
Vs. Left-handers, Won.....	13, 1991	Road.....	5,417 (16), 2005
Vs. Left-handers, Lost.....	12, 1974	Attendance, Game High	
Vs. AL, Won.....	15, 1991	Home.....	35,100, Chicago-NL
Vs. AL, Lost.....	15, 1998		April 1, 1989 at Metrodome
Vs. NL, Won.....	11, 1973, 89 and 2004	Road.....	37,637, Colorado
Vs. NL, Lost.....	13, 1974 and 86		March 30, 1996 at Denver
Double plays, Twins.....	41, 1991	Florida	
Double plays, Opponent.....	49, 1996	Orlando.....	5,488, Los Angeles, March 29, 1964
Errors, Team.....	44, 1967	Lee County.....	9,298, New York-AL, March 22, 2014
Errors, Opponent.....	47, 1991	Road.....	10,698, at New York-AL, March 21, 2013
Errors, Individual.....	9, Ferrer, 1974 and Meares, 1996	Attendance, Game Low	
Left-on-base, Twins.....	258, 1998	Orlando.....	432, Philadelphia, April 3, 1974
Left-on-base, Opponent.....	257, 1998	Lee County.....	1,389, Texas, April 18, 1995
		Road.....	300, Montreal, March 14, 1974



# 2017 SPRING TRAINING FINAL BATTING STATISTICS

PLAYER	AVG	G	AB	R	H	2B	3B	HR	RBI	BB	SO	SB	OBP	SLG	OPS
Adrianza	.303	21	33	6	10	2	0	1	7	5	7	0	.395	.455	.850
Buxton	.283	17	46	6	13	9	0	1	3	5	11	2	.365	.543	.908
Castro	.281	15	32	5	9	3	0	2	4	5	6	0	.378	.563	.941
Dozier	.256	14	39	6	10	1	0	1	6	6	8	5	.356	.359	.715
Escobar	.271	20	48	4	13	1	0	0	3	3	8	0	.327	.292	.619
Garver	.231	10	13	2	3	2	0	0	0	2	4	0	.333	.385	.718
Gimenez	.257	17	35	2	9	2	0	0	7	1	7	0	.289	.314	.603
Gonzalez	.000	1	1	0	0	0	0	0	0	0	0	0	.000	.000	.000
Granite	.214	16	28	3	6	1	0	0	3	2	4	0	.258	.250	.508
Grossman	.238	18	42	8	10	4	0	0	3	5	12	0	.313	.333	.646
Kepler	.151	18	53	4	8	4	1	0	4	4	12	0	.211	.264	.475
Mauer	.290	13	31	5	9	2	0	1	7	9	6	0	.463	.452	.915
Murphy	.185	13	27	6	5	0	0	1	3	5	4	0	.313	.296	.609
Palka	.167	16	18	5	3	1	0	1	4	8	6	0	.423	.389	.812
Perez	.000	1	1	0	0	0	0	0	0	0	1	0	.000	.000	.000
Polanco	.222	19	54	7	12	5	0	3	12	3	7	1	.263	.481	.744
Rosario	.370	10	27	3	10	2	1	0	0	1	4	0	.393	.519	.912
Sano	.200	18	50	8	10	2	1	4	7	4	22	0	.259	.520	.779
Santana	.242	24	62	9	15	1	1	1	7	3	10	3	.277	.339	.616
Stubbs	.139	15	36	5	5	2	0	1	8	7	15	0	.273	.278	.551
Vargas	.067	7	15	1	1	0	0	0	2	3	2	0	.222	.067	.289
Vielma	.167	8	12	0	2	1	0	0	1	1	3	0	.231	.250	.481
<b>TEAM</b>	<b>.252</b>	<b>32</b>	<b>1094</b>	<b>159</b>	<b>276</b>	<b>66</b>	<b>6</b>	<b>33</b>	<b>149</b>	<b>118</b>	<b>253</b>	<b>15</b>	<b>.327</b>	<b>.414</b>	<b>.741</b>

## ATTENDANCE AT HAMMOND STADIUM

YEAR	DATES	ATTENDANCE	AVERAGE	YEAR	DATES	ATTENDANCE	AVERAGE
1991	18	123,753	6,875	2007	17	129,543	7,620
1992	17	119,920	7,054	2008	16	124,934	7,808
1993	16	90,503	5,656	2009	17	122,555	7,209
1994	15	100,930	6,729	2010	13	104,712	8,054
1995*	7	18,737	2,677	2011	16	129,453	8,091
1996	17	80,027	4,707	2012	16	117,503	7,344
1997	18	89,743	4,986	2013	17	113,845	6,697
1998	19	90,523	4,764	2014	14	107,806	7,700
1999	16	82,527	5,158	2015	16	123,994	7,294
2000	17	99,432	5,849	2016	15	121,005	8,067
2001	18	94,513	5,251	2017	15	108,365	7,224
2002	17	102,238	6,014	<b>TOTAL</b>	<b>429</b>	<b>2,846,366</b>	<b>6,587</b>
2003	15	106,209	7,081	* - does not include 17 replacement games which drew 49,240			
2004	15	110,331	7,355				
2005	15	111,691	7,446				
2006	17	121,574	7,151				





# 2017 SPRING TRAINING FINAL PITCHING STATISTICS

PITCHER	W	L	ERA	G	GS	SV	IP	H	R	ER	HR	BB	SO	BAA
Bellisle	1	0	3.38	8	0	0	8.0	5	3	3	1	2	12	.167
Berrios	0	0	2.25	2	0	0	4.0	4	1	1	0	3	6	.250
Boshers	0	1	10.61	10	0	2	9.1	15	11	11	4	3	9	.349
Breslow	0	0	1.00	9	0	0	9.0	5	1	1	0	7	7	.161
Chargois	0	1	8.64	8	0	1	8.1	16	9	8	2	3	8	.410
Duffey	2	0	3.86	5	2	0	11.2	14	7	5	1	1	6	.304
Gibson	1	1	1.59	7	7	0	28.1	24	5	5	2	5	19	.226
Haley	1	0	4.96	9	2	0	16.1	19	10	9	2	4	13	.297
Hughes	1	2	6.55	6	6	0	22.0	30	17	16	7	5	12	.353
Jorge	1	0	27.00	2	0	0	0.2	2	2	2	1	1	1	.500
Kintzler	0	1	3.00	9	0	1	9.0	8	3	3	0	1	5	.235
May	0	0	2.25	2	2	0	4.0	2	1	1	0	2	3	.154
Mejia	1	0	1.88	6	1	1	14.1	12	4	3	2	4	14	.222
O'Rourke	0	0	3.86	7	0	0	7.0	6	3	3	2	1	3	.222
Pressly	0	1	8.00	9	0	0	9.0	10	8	8	1	4	7	.278
Rogers	0	0	1.50	10	0	0	12.0	7	2	2	1	3	8	.171
Romero	1	0	0.00	3	0	0	3.0	2	0	0	0	1	2	.182
Rosario	0	0	0.00	4	0	0	3.1	2	0	0	0	0	3	.167
Santana	2	0	1.98	4	4	0	13.2	20	4	3	2	3	14	.351
Santiago	0	2	5.54	4	4	0	13.0	17	8	8	4	4	12	.315
Tonkin	1	0	4.15	11	0	0	13.0	9	6	6	3	7	10	.205
Vogelsong	0	1	7.27	5	2	0	8.2	12	9	7	0	5	5	.316
Wimmers	1	0	2.00	7	0	1	9.0	8	2	2	0	4	8	.229
<b>TEAM</b>	<b>16</b>	<b>13</b>	<b>4.31</b>	<b>32</b>	<b>32</b>	<b>8</b>	<b>283.2</b>	<b>302</b>	<b>149</b>	<b>136</b>	<b>41</b>	<b>97</b>	<b>218</b>	<b>.273</b>

## TWINS ANNUAL SPRING RECORD

YEAR	RECORD	YEAR	RECORD	YEAR	RECORD	YEAR	RECORD
1961	15-14	1976	10-5	1991	21-10	2006	19-13
1962	12-13	1977	14-15	1992	12-15-1	2007	14-17
1963	7-20	1978	15-10	1993	17-13	2008	15-15
1964	16-10	1979	13-13	1994	14-18	2009	19-13
1965	11-16	1980	15-6	1995	8-6	2010	16-14
1966	15-13	1981	15-13	1996	18-15	2011	20-12
1967	12-17	1982	9-16	1997	13-21	2012	18-15
1968	12-16	1983	17-6	1998	15-21-1	2013	17-16
1969	12-12	1984	13-13	1999	13-21	2014	9-16-3
1970	7-20	1985	13-16-1	2000	17-17	2015	13-16-3
1971	11-15	1986	11-19	2001	19-14	2016	19-11-2
1972	16-9	1987	14-10	2002	18-14-1	2017	17-13-3
1973	15-14	1988	11-18	2003	19-13	<b>TOTALS</b>	<b>813-799-17</b>
1974	5-22	1989	19-12	2004	20-11		
1975	17-13	1990	6-9	2005	15-14-2		





## TWINS 2018 SPRING TRAINING DATA

**HEADQUARTERS:** Four Points by Sheraton  
13600 Treeline Avenue South  
Ft. Myers, FL 33913  
239-322-1399

**STADIUM:** CenturyLink Sports Complex  
14100 Six Mile Cypress Parkway  
Ft. Myers, FL 33912  
239-533-7610

**REPORTING DATES:** Pitchers & Catchers, February 13  
Position Players, February 18

**FIRST WORKOUTS:** Pitchers & Catchers, February 14  
Position Players, February 19

**MEDIA AND PHOTO DAY:** Wednesday, February 21, 7:00 a.m.

## EXHIBITION SCHEDULE

DATE	DAY	OPPONENT	SITE	RADIO	TV	TIME
2/22	THURSDAY	U OF MINNESOTA	CENTURYLINK SPORTS COMPLEX	TIBN/WCCO	FSNo+	5:05 pm
2/23	Friday	BOSTON	JetBlue Park	TIBN	--	12:05 pm
2/24	Saturday	Baltimore	Sarasota	TIBN	--	5:05 pm
2/25	SUNDAY	TAMPA BAY	CENTURYLINK SPORTS COMPLEX	TIBN/WCCO	FSNo	12:05 pm
2/26	MONDAY	ST. LOUIS	CENTURYLINK SPORTS COMPLEX	TIBN	--	12:05 pm
2/27	TUESDAY	BOSTON	CENTURYLINK SPORTS COMPLEX	TIBN/WCCO	FSNo	5:05 pm
2/28	WEDNESDAY	TAMPA BAY (ss)	CENTURYLINK SPORTS COMPLEX	TIBN	--	12:05 pm
		Houston (ss)	West Palm Beach	--	--	12:05 pm
3/1	Thursday	St. Louis	Jupiter	--	FSNo	12:05 pm
3/2	FRIDAY	TORONTO	CENTURYLINK SPORTS COMPLEX	TIBN/WCCO	--	12:05 pm
3/3	Saturday	Toronto	Dunedin	TIBN/WCCO	--	12:07 pm
3/4	SUNDAY	PITTSBURGH	CENTURYLINK SPORTS COMPLEX	TIBN/WCCO	FSNo	12:05 pm
3/5	Monday	Philadelphia	Clearwater	--	--	12:05 pm
3/6	TUESDAY	BALTIMORE	CENTURYLINK SPORTS COMPLEX	TIBN/WCCO	--	12:05 pm
3/7	Wednesday	Boston	JetBlue Park	TIBN	--	12:05 pm
3/8	Thursday	OFF DAY				
3/9	Friday	Tampa Bay	Port Charlotte	--	--	12:05 pm
3/10	SATURDAY	BOSTON	CENTURYLINK SPORTS COMPLEX	TIBN/WCCO	FSNo	12:05 pm
3/11	Sunday	Tampa Bay	Port Charlotte	TIBN	FSNo	12:05 pm
3/12	Monday	New York-AL	Tampa	--	--	5:35 pm
3/13	TUESDAY	BALTIMORE	CENTURYLINK SPORTS COMPLEX	TIBN	--	12:05 pm
3/14	WEDNESDAY	BOSTON	CENTURYLINK SPORTS COMPLEX	TIBN/WCCO	--	12:05 pm
3/15	Thursday	Tampa Bay	Port Charlotte	--	--	12:05 pm
3/16	FRIDAY	TAMPA BAY (ss)	CENTURYLINK SPORTS COMPLEX	--	--	12:05 pm
		Boston (ss)	JetBlue Park	TIBN/WCCO	FSNo	5:05 pm
3/17	Saturday	Pittsburgh	Bradenton	TIBN/WCCO	--	12:05 pm
3/18	SUNDAY	PHILADELPHIA	CENTURYLINK SPORTS COMPLEX	TIBN/WCCO	FSNo	12:05 pm
3/19	Monday	Pittsburgh	Bradenton	--	--	12:05 pm
3/20	Tuesday	OFF DAY				
3/21	WEDNESDAY	PITTSBURGH	CENTURYLINK SPORTS COMPLEX	TIBN/WCCO	FSNo	5:05 pm
3/22	THURSDAY	NEW YORK-AL	CENTURYLINK SPORTS COMPLEX	TIBN/WCCO	ESPN	12:05 pm
3/23	FRIDAY	HOUSTON	CENTURYLINK SPORTS COMPLEX	TIBN	FSNo	12:05 pm
3/24	Saturday	Baltimore	Sarasota	TIBN	--	5:05 pm
3/25	SUNDAY	BOSTON	CENTURYLINK SPORTS COMPLEX	TIBN/WCCO	FSNo	12:05 pm
3/26	Monday	OFF DAY				
3/27	Tuesday	Washington	Washington D.C.	TIBN	--	3:05 pm

**NOTE:** All times local ... schedule subject to change.



# NATIONAL BASEBALL HALL OF FAME INFORMATION



## NATIONAL BASEBALL HALL OF FAME AND MUSEUM

25 Main Street, Cooperstown, New York 13326

Phone: (607) 547-7200 Fax: (607) 547-2044

Public Relations: (607) 547-0215

E-mail Address: [info@baseballhalloffame.org](mailto:info@baseballhalloffame.org)

Website: [baseballhall.org](http://baseballhall.org)

Summer Hours: Memorial Day Weekend - Labor Day Weekend: 9 am to 9 pm

Regular Hours: 9 a.m. to 5 p.m.

Holiday Closings: Thanksgiving Day, Christmas Day and New Year's Day.

## DIRECTORY

Jane Forbes Clark (Chairman), Joe Morgan (Vice Chairman), Jeff Idelson (President), Jeff Jones (Senior Vice President of Finance and Administration), Sean Gahagan (Vice President, Retail Merchandising & Licensing), Erik Strohl (Vice President of Exhibitions and Collections), Ken Meifert (Vice President, Sponsorship & Development), Jim Gates (Librarian), Jon Shestakofsky (Vice President, Communications & Education) and Craig Muder (Communications Director).

## 2018 HALL OF FAME WEEKEND - JULY 27-30

**Induction Ceremony:** Sunday, July 29 at 1:30 p.m. ET, Clark Sports Center — **Awards:** Saturday, July 28 at 4:30 p.m. ET, Doubleday Field  
**BBWAA Class of 2018:** Vladimir Guerrero, Trevor Hoffman, Chipper Jones, Jack Morris, Jim Thome, Alan Trammell

## MINNESOTA TWINS IN THE HALL OF FAME

A total of nine former players to earn enshrinement in the Baseball Hall of Fame spent some of their professional careers with the Minnesota Twins, including 2018 electees Jack Morris (1991) and Jim Thome (2010-12). 2011 BBWAA electee Bert Blyleven (1970-1976, 1985-1988) joined Rod Carew (1967-1978), Harmon Killebrew (1961-1974) and Kirby Puckett (1984-1995) as Hall of Famers who spent the majority of their careers with the Twins. Paul Molitor (1996-1998), Steve Carlton (1987-1988) and Dave Winfield (1993-1994) also played for the Twins. For more information on Twins in the Hall of Fame, visit the Hall of Famers team pages at [www.baseballhall.org](http://www.baseballhall.org).

## NOTABLE TWINS ARTIFACTS AT THE HALL OF FAME

- Jersey worn by Miguel Sano on July 10, 2017 during the All-Star Home Run Derby.
- Jersey worn by Brian Dozier on Sept. 22, 2016 when he set a new AL record with his 40th homer of the year as a second baseman.
- Cap worn by Phil Hughes when he set a big league record with a strikeout-to-walk ratio of 11.63-to-1 during the 2014 season.
- Cap and ball from Francisco Liriano's no-hitter on May 3, 2011 against the White Sox.
- Jim Thome's 587th home run bat from Sept. 11, 2010 to become eighth on the all-time list.
- Bat used by Jason Kubel to hit the first home run at Target Field on April 12, 2010.
- Dirt taken from the playing surface of Target Field on April 12, 2010, where the Twins played their first regular-season outdoor home game since Sept. 30, 1981.
- Bat and jersey worn by 2009 AL MVP and batting champion Joe Mauer.
- Ticket, ball and third base from Game #163 when the Twins earned the division title in the final regular-season game at the Metrodome on Oct. 6, 2009.
- Bat used by Michael Cuddyer to hit for cycle on May 22, the second Twin to hit for the cycle and one of the record-tying eight in the Majors during the 2009 season.
- Bat used by Joe Mauer during the final game of 2006, to seal the AL batting title.
- Spikes worn by Paul Molitor when he collected his 3,000th career hit on Sept. 16, 1996.
- Bat used by Hall of Famer Kirby Puckett to go 6-for-6 on Aug. 30, 1987, giving him an AL record 10 straight hits.
- Batting gloves used by Hall of Famer and seven-time batting champion Rod Carew.
- Program and tickets from first game in the Metrodome, April 6, 1982 vs. the Mariners.

## A LOOK AHEAD TO 2019

Ballots for the 2019 Hall of Fame/BBWAA election will be distributed following the 2018 season with results from the voting scheduled to be announced in January 2019. A partial list of first-year candidates for election includes: Roy Halladay, Todd Helton, Andy Pettitte and Mariano Rivera. Historical information on past BBWAA elections and the election process can be accessed at [www.baseballhall.org](http://www.baseballhall.org) or by contacting the Hall of Fame Communications department.

## CONNECT TO COOPERSTOWN

- For up-to-the-minute news from Cooperstown, visit at [www.baseballhall.org](http://www.baseballhall.org). Stay up-to-date on all the activity at the Hall of Fame's official site and through social networking on Facebook, Instagram, Twitter and YouTube.
- If you would like to receive interesting stories and timely news items direct from the Hall of Fame and get the inside track on the latest happenings in Cooperstown, sign up for Inside Pitch. There's no cost to receive our weekly electronic newsletter in your e-mail box at home or work and it's easy to enroll: Just log on to [www.baseballhall.org/support](http://www.baseballhall.org/support).
- If you have an interest in receiving Around The Horn, the Hall's monthly media newsletter, please send an e-mail to [info@baseballhall.org](mailto:info@baseballhall.org). Be sure to include your name, name of organization and e-mail address. Or visit [www.baseballhall.org/media-info](http://www.baseballhall.org/media-info).

## RESEARCH ASSISTANCE

The Hall of Fame is pleased to provide assistance in baseball research and members of the media are encouraged to utilize this valuable baseball resource whenever necessary by calling the Public Relations department at (607) 547-0215, or the Library Reference desk at (607) 547-0330.







43.	Addison Reed	R-R	6'4"	230	12/27/1988	Montclair, CA	Canton, OH	NEW YORK-NL	1	2	2.57	48	0	19	48.0	49	14	14	6	48	6.001
44.	Fernando Rodney	R-R	5'11"	230	3/18/1977	Santo Domingo, DR	BOSTON	ARIZONA	1	1	3.33	29	0	0	27.0	16	10	10	9	28	
45.	Taylor Rogers	L-L	6'3"	170	12/17/1990	Littleton, CO	Littleton, CO	MINNESOTA	5	4	4.23	61	0	39	53.1	40	29	26	26	65	14.137
46.	Fernando Romero	R-R	6'1"	215	12/24/1994	San Juan de la Maguana, DR	San Juan de la Maguana, DR	MINNESOTA	7	3	3.07	69	0	0	58.2	52	20	19	21	49	1.145
47.	Anibal Sanchez	R-R	6'0"	205	2/27/1984	Manacay, VZ	Manacay, VZ	A West, Michigan	11	9	3.53	24	23	0	125.0	124	59	49	45	42	0.000
48.	Ervin Santana	R-R	6'2"	185	12/12/1982	La Romana, DR	La Romana, DR	AAI Toledo	0	1	6.75	1	1	0	4.0	5	3	3	3	2	11.083
49.	Aaron Rodgers	R-R	6'10"	245	9/4/1992	Long Beach, CA	Scottsdale, AZ	MINNESOTA	3	2	4.60	4	4	0	15.2	17	9	8	5	20	
50.	Lewis Thorpe	R-L	6'1"	218	11/23/1995	Melbourne, AUS	Melbourne, AUS	DETROIT	3	7	6.41	28	17	0	105.1	139	61	75	29	104	
51.	Max Kepler	L-R	6'3"	212	6/18/1987	Castro Valley, CA	Houston, TX	MINNESOTA	16	8	3.28	33	33	0	211.1	177	85	77	61	167	12.104
52.	Mitch Canver	R-R	6'1"	220	1/15/1991	Albuquerque, NM	Albuquerque, NM	AAA Rochester	15	4	3.40	24	24	0	148.1	154	59	56	29	119	0.046
53.	Brian Duzier	R-R	5'11"	198	5/15/1987	Fulton, MS	Hattiesburg, MS	MINNESOTA	0	1	6.46	4	1	0	15.1	12	12	11	6	9	
54.	Eduardo Escobar	S-R	5'10"	185	1/5/1989	Ville de Cura, VZ	RESIDENCE	2017 CLUB	3	4	2.69	16	15	0	77.0	62	27	23	31	84	
55.	Joe Mauer	L-L	6'3"	245	4/19/1983	St. Paul, MN	Houston, TX	MINNESOTA	291	88	32.0	56	93	29	0	17	45	50	85	2	0.045
56.	Jagan Morrison	L-L	6'3"	245	8/29/1987	Kansas City, MO	Albuquerque, NM	MINNESOTA	198	23	46	5	9	1	3	0	3	6	15	0	
57.	Jorge Polanco	R-R	6'4"	260	7/5/1993	San Pedro de Macoris, DR	RESIDENCE	2017 CLUB	AVG	6	AB	R	H	2B	3B	HR	RBI	BB	SO	SB	MLS
58.	Miguel Sano	R-R	6'4"	260	5/11/1993	San Pedro de Macoris, DR	Houston, TX	MINNESOTA	400	3	15	5	6	2	0	0	1	0	0	1	3.131
59.	Kempys Vargas	S-R	6'5"	289	8/1/1990	Camoganas, PR	Mororis, PR	AAA Rochester	216	10	37	1	8	0	0	0	3	6	11	0	
60.	Brian Duzier	R-R	5'11"	198	5/15/1987	Fulton, MS	Hattiesburg, MS	MINNESOTA	265	70	162	30	43	9	2	2	24	16	25	8	
61.	Eduardo Escobar	S-R	5'10"	185	1/5/1989	Ville de Cura, VZ	Hattiesburg, MS	MINNESOTA	271	152	617	106	167	30	4	34	93	78	141	16	5.000
62.	Joe Mauer	L-L	6'3"	245	4/19/1983	St. Paul, MN	Miami, FL	MINNESOTA	254	129	457	62	116	16	5	21	73	33	98	5	5.128
63.	Jagan Morrison	L-L	6'3"	245	8/29/1987	Kansas City, MO	FL Myers, FL	MINNESOTA	305	141	525	69	126	36	1	7	71	66	93	2	14.000
64.	Jorge Polanco	R-R	6'4"	260	7/5/1993	San Pedro de Macoris, DR	West Palm Beach, FL	TAMPA BAY	246	149	512	75	126	22	1	38	85	81	149	2	7.089
65.	Miguel Sano	R-R	6'4"	260	5/11/1993	San Pedro de Macoris, DR	San Pedro de Macoris, DR	MINNESOTA	256	133	488	60	125	30	3	13	74	41	78	13	1.106
66.	Kempys Vargas	S-R	6'5"	289	8/1/1990	Camoganas, PR	San Pedro de Macoris, DR	MINNESOTA	284	114	424	75	112	15	2	28	77	54	173	0	2.055
67.	Brian Duzier	R-R	5'11"	198	5/15/1987	Fulton, MS	Mororis, PR	MINNESOTA	253	51	178	26	45	8	1	9	28	31	53	0	2.010
68.	Eduardo Escobar	S-R	5'10"	185	1/5/1989	Ville de Cura, VZ	Mororis, PR	MINNESOTA	253	78	241	33	61	13	0	11	41	20	77	0	
69.	Joe Mauer	L-L	6'3"	245	4/19/1983	St. Paul, MN	RESIDENCE	2017 CLUB	AVG	6	AB	R	H	2B	3B	HR	RBI	BB	SO	SB	MLS
70.	Jagan Morrison	L-L	6'3"	245	8/29/1987	Kansas City, MO	RESIDENCE	2017 CLUB	417	3	12	3	5	0	0	2	3	1	3	0	2.064
71.	Jorge Polanco	R-R	6'4"	260	7/5/1993	San Pedro de Macoris, DR	Barley, GA	MINNESOTA	253	140	462	69	117	14	6	16	51	38	150	29	
72.	Miguel Sano	R-R	6'4"	260	5/11/1993	San Pedro de Macoris, DR	Staten Island, NY	MINNESOTA	368	5	19	2	7	1	1	0	2	2	3	0.067	
73.	Kempys Vargas	S-R	6'5"	289	8/1/1990	Camoganas, PR	Staten Island, NY	AAA Rochester	338	71	284	46	96	16	4	5	29	24	34	15	
74.	Brian Duzier	R-R	5'11"	198	5/15/1987	Fulton, MS	Houston, TX	MINNESOTA	227	40	93	14	22	2	0	1	13	12	9	2	
75.	Eduardo Escobar	S-R	5'10"	185	1/5/1989	Ville de Cura, VZ	Houston, TX	AAA Rochester	143	2	7	2	1	0	0	0	1	2	2	0	3.060
76.	Joe Mauer	L-L	6'3"	245	4/19/1983	St. Paul, MN	Houston, TX	MINNESOTA	246	119	382	62	94	22	1	9	45	67	79	3	
77.	Jagan Morrison	L-L	6'3"	245	8/29/1987	Kansas City, MO	San Francisco, CA	MINNESOTA	243	147	511	67	124	32	2	19	69	47	114	6	1.152
78.	Jorge Polanco	R-R	6'4"	260	7/5/1993	San Pedro de Macoris, DR	Guayama, PR	MINNESOTA	200	151	542	79	157	33	2	27	78	35	106	9	2.120
79.	Miguel Sano	R-R	6'4"	260	5/11/1993	San Pedro de Macoris, DR	Guayama, PR	MINNESOTA													
80.	Kempys Vargas	S-R	6'5"	289	8/1/1990	Camoganas, PR	Guayama, PR	MINNESOTA													



## NON-ROSTER PLAYERS (17)

NO.	PITCHERS (3)	B-T		HT	WT	BORN	BIRTHPLACE	RESIDENCE	2017 CLUB										MIS		
		W	L						ERA	G	CS	SV	IP	H	R	ER	BB	SO			
66	Miles Jape	R-R	6'3"	170	12/28/1991	Fayetteville, GA	Fayetteville, GA	AAA Erie	1	7	4.29	14	14	0	71.1	77	41	34	23	73	0.030
								AAA Toledo	3	6	3.58	11	11	0	60.1	71	31	24	23	42	
								<b>DETROIT</b>	<b>1</b>	<b>2</b>	<b>12.08</b>	<b>5</b>	<b>2</b>	<b>0</b>	<b>12.2</b>	<b>18</b>	<b>18</b>	<b>17</b>	<b>10</b>	<b>4</b>	
53	Michael Kohn	R-R	6'2"	200	6/26/1986	Camden, SC	Camden, SC	GCL Twins	0	0	1.80	5	4	0	5.0	2	1	1	1	7	3.023
								AFL Myers	1	0	0.00	7	4	0	7.0	5	0	0	0	2	10
								AAA Rochester	0	1	9.00	1	0	0	1.0	1	1	1	1	1	1
								AA Chattanooga	1	0	2.45	5	0	1	7.1	4	2	2	6	8	0.000
70	Jake Reed	R-R	6'2"	190	9/29/1982	Tucson, AZ	La Mesa, CA	AAA Rochester	1	0	2.05	22	0	5	30.2	24	7	7	11	25	
								AAA Rochester	1	0	2.45	22	0	5	30.2	24	7	7	11	25	
								<b>2017 CLUB</b>	<b>AVG</b>	<b>6</b>	<b>AB</b>	<b>R</b>	<b>H</b>	<b>2B</b>	<b>3B</b>	<b>HR</b>	<b>RBI</b>	<b>BB</b>	<b>SO</b>	<b>SB</b>	<b>MIS</b>
78	Williams Astudillo	R-R	5'9"	225	10/14/1991	Barecelona Anapategui, VZ	Barecelona Anapategui, VZ	AAA Reno	342	36	120	22	41	14	0	4	22	4	5	0	0.000
79	Brian Navarretto	R-R	6'4"	220	12/29/1994	Bayamon, PR	Jacksonville, FL	AFL Myers	210	65	219	20	46	11	0	2	18	11	45	1	0.000
								AA Chattanooga	206	29	102	11	21	2	0	2	10	9	18	0	
62	Jordan Pacheco	R-R	6'1"	200	1/30/1986	Albuquerque, NM	Black Diamond, WA	Long Island (Ind.)	273	42	150	22	41	13	0	3	22	14	26	4	3.153
81	Winston Sawyer	R-R	6'3"	205	11/14/1991	San Diego, CA	San Diego, CA	AZL Dodgers	375	3	8	1	3	2	0	1	3	2	1	0	0.000
								AA Tulsa	277	54	184	16	51	14	1	4	17	13	42	1	
46	Bobby Wilson	R-R	6'0"	226	4/8/1983	Dunedin, FL	Largo, FL	AAA Oklahoma City	243	75	243	34	59	12	0	11	45	25	55	0	5.057
								AAA Oklahoma City	243	75	243	34	59	12	0	11	45	25	55	0	
								<b>2017 CLUB</b>	<b>AVG</b>	<b>6</b>	<b>AB</b>	<b>R</b>	<b>H</b>	<b>2B</b>	<b>3B</b>	<b>HR</b>	<b>RBI</b>	<b>BB</b>	<b>SO</b>	<b>SB</b>	<b>MIS</b>
0	Erick Aybar	S-R	5'10"	195	1/14/1984	Bonn, DR	Bonn, DR	AZL Padres	200	2	5	0	1	1	0	0	1	2	0	0	11.086
								San Diego	234	108	335	37	78	15	1	7	22	28	57	11	
38	Taylor Featherston	R-R	6'1"	185	10/8/1989	Houston, TX	Houston, TX	AAA Lehigh Valley	270	46	137	22	37	8	0	3	20	21	34	6	1.067
								AAA Durham	200	31	120	12	24	5	0	4	15	7	58	2	
								<b>TAMPA BAY</b>	<b>179</b>	<b>17</b>	<b>39</b>	<b>6</b>	<b>7</b>	<b>1</b>	<b>0</b>	<b>2</b>	<b>6</b>	<b>5</b>	<b>15</b>	<b>1</b>	
1	Nick Gordon	L-R	6'0"	160	10/24/1995	Avon Park, FL	Winter Garden, FL	AA Chattanooga	270	122	519	80	140	29	8	9	66	53	134	13	0.000
40	Gregorio Petit	R-R	5'10"	200	12/10/1984	Ormaiztegui, VZ	Caracas, VZ	A Dunesin	455	3	11	1	5	1	0	0	0	1	2	0	2.027
								AAA Baffalo	263	73	281	26	71	19	1	4	30	10	48	2	
51	Brock Stasi	L-L	6'2"	190	8/7/1989	San Francisco, CA	Yuba City, CA	AA Reading	333	2	6	1	2	0	0	0	1	1	0	0	0.096
								AAA Lehigh Valley	249	50	173	18	43	4	0	4	22	18	42	0	
								<b>PHILADELPHIA</b>	<b>167</b>	<b>51</b>	<b>78</b>	<b>6</b>	<b>13</b>	<b>2</b>	<b>1</b>	<b>2</b>	<b>7</b>	<b>12</b>	<b>22</b>	<b>0</b>	
								<b>2017 CLUB</b>	<b>AVG</b>	<b>6</b>	<b>AB</b>	<b>R</b>	<b>H</b>	<b>2B</b>	<b>3B</b>	<b>HR</b>	<b>RBI</b>	<b>BB</b>	<b>SO</b>	<b>SB</b>	<b>MIS</b>
64	Nick Buss	L-R	6'2"	190	12/15/1986	Southfield, MI	Costa Mesa, CA	AA El Paso	348	114	353	53	123	19	8	11	55	27	54	9	0.067
24	Chris Heisey	R-R	6'1"	220	12/14/1984	Mount Joy, PA	Dillsburg, PA	AA Harrisburg	000	2	4	0	0	0	0	0	0	0	2	0	6.162
								AAA Scranton	294	5	17	4	5	2	0	1	3	0	6	0	
								AAA Scranton	162	38	74	6	12	3	1	1	5	5	22	0	
72	Ryan LaMarre	R-L	6'1"	210	11/21/1988	Royal Oak, MI	Jackson, MI	AAA Salt Lake	268	10	41	6	11	1	1	0	7	6	11	4	0.076
								AAA Nashville	240	41	129	11	31	2	2	0	12	11	47	5	
								<b>DANLAND</b>	<b>000</b>	<b>3</b>	<b>7</b>	<b>0</b>	<b>0</b>	<b>0</b>	<b>0</b>	<b>0</b>	<b>0</b>	<b>0</b>	<b>1</b>	<b>3</b>	<b>0</b>
73	LaMonte Wade	L-L	6'1"	205	1/17/1994	Baltimore, MD	Owings Mill, MD	AA Chattanooga	292	117	424	74	124	22	3	7	67	76	71	9	0.000