



---

# 2018 MEDIA GUIDE

---

# TABLE OF CONTENTS

## PERSONNEL

Baseball Personnel	13-23
Club Ambassadors	29
Clubhouse Personnel	24
Executives	7-12
Front Office Personnel	4-6
Medical Personnel	25-28
Ownership	7

## 2018 PHILLIES

2018 40-Man Roster & Non-Roster Invitees	48-50
Coaching Staff	34-47
Manager Gabe Kapler	32-33
Player Biographies	51-170

## 2017 REVIEW

Day By Day	182-183
Detailed Fielding	180
Detailed Hitting	178
Final Statistics	174-175
Highs & Lows	181
Major League Standings	173
Miscellaneous Club Statistics	178
Pinch Hitting	177
Runners in Scoring Position	177
Spring Training Statistics	176
Starters by Batting Order	175
Starters by Fielding Position	174
Team Hitting	179
Team Notes	172
Team Pitching	179
Transactions	184
Wild Card Standings	173

## HISTORY

All-Time Coaches Roster	195
All-Time Win/Loss Records	226
All-Time Roster	188-194
Attendance Records	225
Best Season Records	227
Best/Worst Homestands & Road Trips	228
Best/Worst Monthly Records	230
Club Streaks	232
Draft Selections	224
Important Dates	198
Interleague Play	226
Last Time It Happened	200
Long Games	231
Managers	195
Miscellaneous Club Records	232
Opening Day	199
Phillies All-Time Postseason Leaders	223
Phillies Team History	186-187
Postseason History	210-222
Regulars by Position	202-205
Retired Numbers	206-209
Season Starts	227
Service Time	201
Sweep Information	229
Tie Games	198
Trades	200
Uniform Numbers	198
Year-By-Year Finish	196-197

## AWARDS

All-Star Games in Philadelphia	234-235
All-Star Selections	234
All-Vet Team	238
Award Winners	236-237
BBWAA Awards	242
Bill Giles and Larry Rojas Awards	239
Centennial Team	238
Dallas Green Award	240
Gold Glove Award Winners	238
John Vukovich Award	240
Miscellaneous All-Star Information	235
National Baseball Hall of Famers	242
Paul Owens Award	239

## AWARDS (cont.)

Richie Ashburn Special Achievement Award	240
Roberto Clemente Award	238
Silver Slugger Winners	237
Wall of Fame	241

## HITTING

Big Innings	271
Career Batting Top 10	244
Double Figures	246
First Major League Hit a Home Run	250
Grand Slams	253
Hitting Streaks	276
Home Runs	247-248
Home Runs - Game	249-250
Home Runs - Season	251-252
Individual Batting Records	272-273
Inside-the-Park Home Runs	254
NL Triple Crown Winners	255
Phillies Batting Champions	246
Phillies Hitting for the Cycle	246
Pinch Hitting	256-258
Pinch-Hitting Records	275
Runs Batted In	255
Runs, Hits - Game	270
Season Batting Top 10	245
Season Leaders	259-261
Season Leaders by Position	261
Stolen Bases	268-269
Team Batting Records	274-275
Walk-Off Home Runs	254
Yearly Batting Leaders	262-267

## PITCHING

Career Pitching Top 10	278
Individual Pitching Records	290-291
Miscellaneous Pitching Records	281-282
No-Hitters/One-Hitters	280
Non-Pitchers Who Pitched	285
Pitching Streaks	283
Season Leaders	284-285
Season Pitching Top 10	279
Shutouts	280
Team Pitching Records	292
Yearly Pitching Leaders	286-289

## DEFENSE

All-Time Fielding Team	294
Career Games by Position	298
Club Fielding Records	297
Fielding Records by Position	297
League Leaders - Defense	294
Outfield Assists	296
Triple Plays	295

## SCOUTING & PLAYER DEVELOPMENT

2017 Minor League Notes	316
2017 Minor League Review	317-326
Minor League Affiliates	306-315
Minor League Players	327-378
Minor League Staff	303-305
Scouting Staff	300-302

## GENERAL INFORMATION

2018 Media Information	386-387
Citizens Bank Park Directory	390
Citizens Bank Park Facts	392-396
Citizens Bank Park Ground Rules	397
Citizens Bank Park Seating Diagram	391
How to Figure	398
Phillie Phanatic	396
Phillies Broadcasters	380-384
Phillies in the Community	388-389
Phillies Television & Radio Networks	385
Qualifying Marks	398
Rain Rules	398
Rules of Interest	397
Spring Training Information	399-400

**IN MEMORIAM**



**ROY HALLADAY**

*May 14, 1977 - November 7, 2017*



# PERSONNEL



# FRONT OFFICE PERSONNEL

## ADMINISTRATION

### Executive Management

Managing Partner ..... John Middleton  
President ..... Andy MacPhail  
Executive Vice President ..... David Buck  
Chairman ..... David Montgomery  
Chairman Emeritus ..... Bill Giles  
Senior Vice President & Chief Financial Officer... John Nickolas  
Senior Vice President & General Counsel..... Rick Strouse  
Senior Vice President,

Ticket Operations & Projects ..... John Weber  
Administration Assistant..... Amy Domowitch  
Coordinator, Ownership & Corporate Sales .... Christa Linzey  
Coordinator, Executive Office ..... Adele MacDonald

### Legal and Human Resources

Senior Vice President & General Counsel..... Rick Strouse  
Vice President, Human Resources &

Customer Services..... Kathy Killian  
Associate General Counsel ..... Leslie Safran  
Director, Human Resources & Benefits..... JoAnn Marano  
Generalist, Human Resources ..... Marie Hanley  
Executive Legal Assistant ..... Renita Martin  
Assistant, Human Resources ..... Lynn Samuels

### Computer Operations

Manager, PC Network Systems ..... Bob Tonnon  
Systems Support ..... Kevin Stephens  
Hardware/Software Technician..... Adam Hawthorne

## BASEBALL OPERATIONS

Vice President & General Manager..... Matt Klentak  
Assistant General Manager..... Bryan Minniti  
Assistant General Manager..... Scott Proefrock  
Assistant General Manager..... Ned Rice  
Senior Advisor to the President &

General Manager..... Pat Gillick  
Senior Advisor to the General Manager..... Larry Bowa  
Senior Advisor to the General Manager..... Charlie Manuel  
Special Assistant to the General Manager..... Bart Braun  
Special Assistant to the General Manager..... Pete Mackanin  
Special Assistant to the General Manager..... Jorge Velandia  
Director, Baseball Operations ..... Scott Freedman  
Mental Skills Coach ..... Geoff Miller  
Major League Player Information Coordinator ..... Sam Fuld  
Manager, Advance Scouting ..... Mike Calitri  
Manager, Player Procurement ..... Chris Cashman  
Baseball Information Analyst..... Jay McLaughlin

### Scouting

Director, Amateur Scouting ..... Johnny Almaraz  
Director, Amateur Scouting Administration..... Rob Holiday  
Assistant Director, Amateur Scouting..... Greg Schilz  
Director, International Scouting ..... Sal Agostinelli  
Coordinator, International Scouting ..... Greg McMillin  
Director, Professional Scouting..... Mike Ondo

### Player Development

Director, Player Development ..... Joe Jordan  
Director, Minor League Operations ..... Lee McDaniel  
Special Assistant to Player Development .... Steve Noworyta  
Assistant Director,

Minor League Operations/Florida ..... Joe Cynar  
Assistant Director, International Operations ..... Ray Robles  
Manager, Language Education and

Cultural Assimilation..... Kiah Berman  
Coordinator, Player Development ..... Dana Parks  
Minor League Video Coordinator..... Josh Lipman  
Minor League Player Information Coordinator ... Ben Werthan  
Mental Skills Coach ..... Hannah Thurley  
Operations Assistant, Carpenter Complex ..... Josh Glazman

## Research & Development

Director, Baseball Research & Development ..... Andy Galdi  
Principal Engineer,

Baseball Research & Development ..... Zo Obradovic  
Senior Quantitative Analyst,

Baseball Research & Development ..... Alex Nakahara  
Quantitative Analyst,

Baseball Research & Development ..... Corinne Landrey  
Quantitative Analyst,

Baseball Research & Development ..... Patrick McFarlane  
Quantitative Analyst,

Baseball Research & Development ..... Lewis Pollis  
Software Engineer,

Baseball Research & Development ..... Spencer Bard  
Software Engineer,

Baseball Research & Development ..... Natan Weinberger  
Software Engineer,

Baseball Research & Development ..... Marcus Wyche

### Clubhouse Operations

Manager, Clubhouse Services ..... Phil Sheridan  
Manager, Equipment & Umpire Services..... Dan O'Rourke  
Manager, Visiting Clubhouse..... Kevin Steinhour

Home Clubhouse Assistant ..... Sean Bowers  
Director, Video Coaching Services ..... Kevin Camiscioli

Coordinator, Video Coaching ..... Marc Sigismundo  
Player Development Video Assistant,

Lehigh Valley ..... Brett Gross  
Coordinator, Team Travel..... Jameson Hall

Team Chef..... Keith Rudolf

### Medical Services

Director of Medical Services..... Dr. Michael Ciccotti  
Head Team Physician ..... Dr. Steven Cohen

Team Physician ..... Dr. Marc Harwood  
Team Physician ..... Dr. Robert Frederick

Team Physician ..... Dr. Jeremy Close  
Team Physician ..... Dr. David Rubenstein

Head Athletic Trainer ..... Scott Sheridan  
Assistant Athletic Trainer..... Shawn Fcasni  
Assistant Athletic Trainer..... Chris Mudd

Major League Strength &  
Conditioning Coach ..... Paul Fournier

Assistant Major League Strength &  
Conditioning Coach ..... Dong Lien

Minor League Athletic Training &  
Rehabilitation Coordinator..... Joe Rauch

Minor League Strength &  
Conditioning Coordinator ..... Furey Leva

Employee Assistance Professional..... Dickie Noles

## BUSINESS AFFAIRS

Vice President, Business Affairs..... Howard Smith

### Ballpark Operations

Director, Operations/Facility ..... Mike DiMuzio  
Director, Operations/Events..... Eric Tobin

Director, Operations/Security ..... Salvatore DeAngelis  
Director, Landscaping & Site Work Operations... Pamella Hall

Receptionist, Executive Offices .... Kelly Addario DiGiacomo  
Manager, Event Operations/Staffing..... Andy Mosiondz

Manager, Operations/Security ..... Ed Speer  
Coordinator, Landscaping..... Michael Talley

Event Operations Assistant..... Sean Hoff  
Ballpark Operations Assistant ..... Patty McKee

Ballpark Operations Assistant ..... Val Miller  
Executive Assistant to Ballpark Operations..... Lynn Blum

## FRONT OFFICE PERSONNEL

Director, Field Operations	Mike Boekholder
Manager, Field Operations	Jeremy Witt
Manager, Field Operations	Barry Rees
Manager of Grounds, Phillies MLB Urban Youth Academy at FDR Park	Mike Kerns
Groundskeeper	Jeff Wright
Groundskeeper	David Yearout
Manager, Concession Development	Bruce Leith
Manager, Office Food Services	Mary Ellen Braun
Employee Dining Services	Sharon von Fischer
Employee Dining Services	Mary Ellen DeGardner
Employee Dining Services	Donna Walton
Coordinator, Ballpark Operations	Frank Bowens
Ballpark Operations Assistant	Jody Boon
Ballpark Operations Assistant	Tony McClean
Ballpark Operations Assistant	James Rodriguez
Ballpark Operations Assistant	Walt Garvin

### Ballpark Enterprises

Director, Ballpark Enterprises & Business Development	Joe Giles
Manager, Special Events	Leila Graham-Willis
Manager, Special Events	Kristin Zeller
Special Events Representative	Jennifer Walsh

### Ballpark Security

Supervisor, Ballpark Security	David Balseiro
Supervisor, Ballpark Security	Glenn Cooper
Supervisor, Ballpark Security	Bill Plumley
Supervisor, Ballpark Security	Laura Romond
Ballpark Security Officer	Charles Anderson
Ballpark Security Officer	Sherry Balentine
Ballpark Security Officer	Ed Bamberger
Ballpark Security Officer	Frank Dickerman
Ballpark Security Officer	Robert Hale
Ballpark Security Officer	Sean Jones
Ballpark Security Officer	Vimal Koruth
Ballpark Security Officer	Kevin Laurer
Ballpark Security Officer	Jay Molvie
Ballpark Security Officer	Rosalyn Robinson
Ballpark Security Officer	Joe Ryan
Ballpark Security Officer	Jonathon Sample
Ballpark Security Officer	Robert Santos
Ballpark Security Officer	Tom Taggart
Ballpark Security Officer	Brody Toliver
Ballpark Security Officer	Greg Wisnewski

## COMMUNICATIONS

Vice President, Communications	Bonnie Clark
Director, Public Affairs	Scott Palmer
Director, Graphic Production	Tina Urban
Director, Publications	Christine Negley
Director, Player Relations & Phillies Charities	Sophie Riegel
Manager, Graphic Design	Melissa Maani
Publicist, Business Communications	Deb Rinaldi
Communications Assistant	Ryan Zolecki
Communications Representative	Lauren Testa
<b>Baseball Communications</b>	
Director, Communications	Greg Casterioto
Manager, Baseball Communications	Chris Ware
Communications Representative/ Spanish Language Translator	Diego Ettetdgui
Baseball Communications Assistant	Kenny Ayres
Baseball Communications Assistant	Jim Hogan

## BUSINESS ANALYTICS, FINANCE AND FLORIDA OPERATIONS

Senior Vice President & Chief Financial Officer... John Nickolas  
**Business Analytics**

Director, Business Analytics	Josh Barbieri
Manager, Business Analytics	Blake Summerfield
Senior System Programmer	Walt Fillmann
Software Engineer, Business Analytics	Joshua Kemmerer

### Finance

Director, Finance	John Fetsick
Director, Finance	Shannon Snellman
Director, Payroll Services	Karen Wright Dice
Manager, Accounting	Richard Cucinotta
Manager, Finance	Bryan Humphreys
Manager, Financial Reporting & Analysis	Lisa Joshua
Manager, Accounts Payable/ Cost Management	Joann Milorey

Coordinator, Accounts Payable	Edwin Esquerdo
Senior Payroll Administrator	Denise Caines
Payroll & HR Representative	J.P. Dunne
Executive Assistant and Payroll Administrator	Iris Kellum
Accountant	Michael Costanzo
Accountant	Kim Curtin
Accountant	Bobby Della Polla
Accountant	Mark Pyne

### Florida Operations

Director of Florida Operations, GM Clearwater Threshers	John Timberlake
Assistant General Manager – Sales, Clearwater Threshers	Dan McDonough
Assistant General Manager – Ticketing, Clearwater Threshers	Jason Adams
Business Manager	Dianne Gonzalez
Manager, Special Events	Douglas Kemp
Manager, Ballpark Operations	Jay Warren
Group Sales Manager, Clearwater Threshers	Dan Madden
Merchandise Manager	Robin Warner
Manager, Community Engagement & Media	Rob Stretch
Food and Beverage Manager	Justin Gunsaulus
Senior Sales Associate, Clearwater Threshers	Bobby Mitchell
Corporate Sales Associate	Cory Sipe
Field Supervisor	Opie Cheek
Head Groundskeeper, Carpenter Complex	Ray Sayre
Ground Crew	Jeff Drain
Office Manager	DeDe Angelilli

## MARKETING

### Events, Outreach, Merchandising

Vice President, Marketing Programs & Events	Kurt Funk
Director, Entertainment	Chris Long
Director, Marketing Services & Events	James Trout
Manager, Entertainment	Teresa Leyden
Events Representative	Rich George
Entertainment Representative	Alexis Sullivan
Phillie Phanatic, Entertainment Representative	Tom Burgoyne
Manager, Phanatic Events	Andrea Guest
Phanatic Representative	Matt Mehler
Phanatic Representative	Troy Sattin

# FRONT OFFICE PERSONNEL

## MARKETING (cont.)

### Events, Outreach, Merchandising

Director, Community Initiatives ..... Mary Ann Moyer  
 Director, Community and Charity Events ..... Michele DeVicaris  
 Director, Youth Baseball Development ..... Jon Joaquin  
 Coordinator, Community Outreach ..... Kelly Yurgin  
 Education Specialist ..... Jessica Wilt  
 Coordinator, Community Engagement ..... Kenny Johnson  
 Coordinator, Community Initiatives ..... Jacqueline Sapio  
 Director, Merchandising ..... Scott Brandreth  
 Manager, Merchandise Operations ..... Eric Pesce  
 Coordinator, Retail Merchandising ..... John Hollinger  
 Merchandising Representative ..... Michael Roche

### Broadcasting & Video Services

Director, Broadcasting & Video Services ..... Mark DiNardo  
 Director, Video Production ..... Dan Stephenson  
 Manager, Broadcasting ..... Rob Brooks  
 Chief Technical Engineer ..... Dave Abramson  
 Manager, Video Engineering ..... Martin Otremsky  
 Manager, Electronic Display Systems ..... David Akers  
 Manager, Video Production ..... Sean Rainey  
 Video Graphics Representative ..... Arianna Krizek  
 Video Producer ..... Emily Rutzen

### Marketing & New Media

Vice President, Marketing & New Media ..... Michael Harris  
 Director, Publicity ..... John Brazer  
 Manager, Marketing Engagement ..... Carolyn Saveri  
 Coordinator, Digital Media ..... Meaghan Tullis  
 Coordinator, Advertising ..... Danielle Skowronek  
 Social Media Representative ..... Tim Stoeckle  
 Social Media Representative ..... Missy Perez

### Advertising Sales

Director, Corporate Partnerships ..... Rob MacPherson  
 Director, Advertising Sales ..... Brian Mahoney  
 Director, Corporate Sales ..... Scott Nickle  
 Manager, Client Services & Alumni Relations ..... Debbie Nocito  
 Manager, Advertising Sales ..... Tom Sullivan  
 Advertising Sales Executive ..... Jocelyn Good  
 Coordinator, Marketing & Events ..... Sarah Hartsell  
 Corporate Partnership Representative ..... Bianca Robinson  
 Corporate Partnership Representative ..... Justina Campana  
 Club Ambassador ..... Dick Allen  
 Club Ambassador ..... Gary Matthews  
 Club Ambassador ..... Mickey Morandini

## SALES/TICKETS/PROJECTS

Senior Vice President,  
 Ticket Operations & Projects ..... John Weber  
 Director, Ticket Technology &  
 Development ..... Christopher Pohl  
 Director, Sales ..... Derek Schuster  
 Director, Suite Sales & Client Services ..... Kevin Beale  
 Director, Group Sales ..... Vanessa Mapson  
 Director, Ticket Services & Intern Program ..... Phil Feather  
 Director, Season Ticket Services ..... Mike Holdren  
 Director, Premium Sales & Services ..... Matt Kessler  
 Director, Ticket Operations ..... Ken Duffy  
 Manager, Suite Sales & Services ..... Tom Mashek  
 Manager, Ticket Vault Services ..... Lori Loughlin  
 Manager, Box Office Operations ..... Sharon Nelson  
 Manager, Group Sales ..... Robb Kazenski  
 Coordinator, Group Suites ..... Joanne Hudson  
 Coordinator, Group Sales ..... Tony Burns  
 Coordinator, Ticket Order Services ..... Cathy Krise  
 Coordinator, Season & Group Sales ..... Bryan Angione  
 Coordinator, Tours & Group Sales ..... Stephanie Nieland  
 Coordinator, Ticket Services ..... Ryan Simon  
 Coordinator, Ticketing Services ..... Andrew Heston  
 Coordinator, Ticket Account Processing ..... Andrea Hobbs  
 Coordinator, Group Sales ..... Colleen Mogee  
 Season & Group Sales Representative ..... Shawn Blubaugh  
 Season & Group Sales Representative ..... Catherine Brown  
 Suite Sales & Services Representative ..... Jen Leone  
 Project Manager, Ballpark Renovations ..... Andrew Roach  
 Special Assistant, Ballpark Projects ..... Frank Coppenbarger



## EXECUTIVES



### JOHN MIDDLETON Managing Partner

John S. Middleton has served as a limited partner of the Phillies ownership group since 1994. He holds a 48 percent stake in the franchise. Middleton was designated the team's control person and managing partner in November 2016. In this role, he is responsible to Major League Baseball for the operation of the club and for its compliance with the rules of baseball.

Middleton's primary focus for the organization – shared with the Buck family – is to return the franchise to its recent dominant past and to preserve the club's reputation as a world-class organization both on and off the field.

Middleton's philanthropic efforts primarily center on ending chronic homelessness in Philadelphia through Project HOME. He has also promoted career and technical education in the City of Philadelphia with the School District of Philadelphia, Drexel University, Philadelphia Youth Network and Philadelphia Academies.

In 2013, John and his wife Leigh received the prestigious Philadelphia Award for their philanthropic efforts in supporting education, eradicating homelessness and establishing workforce development projects.

As one of the Philadelphia region's most prominent leaders, Middleton was named to *Philadelphia Business Journal's* "Power List" in 2016 and 2017.

Born in Havertown, Pa., Middleton graduated magna cum laude from Amherst College in 1977 with a bachelor's degree in economics and from Harvard Business School in 1979 with a master's degree in business administration. He currently serves as a member of Amherst's board of trustees.



### OWNERSHIP

The Phillies is a limited partnership formed in 1981.

Tri-Play and Double Play are equal partners while David Montgomery and Pat Gillick own the remaining interests. No partner owns a majority of the team.



## EXECUTIVES



**ANDY MACPHAIL**  
President

A member of one of baseball's most honored and respected families, Andy MacPhail was hired by the Phillies as team president on June 29, 2015, following a three-year sabbatical from the game. After a three-month observation process, he officially assumed the position on October 14, 2015.

Through his first two years as club president, MacPhail hired Matt Klentak as general manager and promoted David Buck to the position of executive vice president following the retirement of Michael Stiles during the 2017 season. He has also initiated aesthetic and technological upgrades to both Citizens Bank Park and Spectrum Field, the Phillies' spring training home in Clearwater, Fla., while overseeing a significant expansion of Baseball Operations capabilities.

Philadelphia is the second organization that MacPhail has overseen as club president. He was president and CEO of the Chicago Cubs for 12 years, from September of 1994 through the 2006 season. MacPhail's tenure with the Cubs also included a two-year stint as general manager, from July of 2000 to July of 2002. Chicago made it to the postseason twice during his time with the team, including 2003, when the club won its first postseason series since 1908. Prior to MacPhail's arrival, the Cubs had reached the postseason only twice in the previous 50 seasons. The Cubs had never drawn more than 2.4 million fans per year before MacPhail arrived, but drew over 3.0 million fans in each of his final three seasons with the club.

On June 20, 2007, MacPhail was named president of baseball operations for the Baltimore Orioles, a position he held through the 2011 season. In his role, he oversaw all aspects of major league, minor league and scouting operations for the ballclub, including trades for five eventual All-Stars and the signing and development of three more All-Stars, who served as the core of the 2014 AL East Division champions. MacPhail had assisted Major League Baseball with a variety of projects for several months before he joined the Orioles organization.

Prior to joining the Cubs, he served as executive vice president and general manager of the Minnesota Twins for nine seasons. In MacPhail's nine seasons as the Twins' GM, Minnesota won two World Series championships, in 1987 and 1991. When he was named the GM in 1985, at age 32, he was the youngest person to ever hold that position in the majors. He was honored by *The Sporting News* as its 1991 Major League Executive of the Year and also earned United Press International's American League Executive of the Year award after building a team that went from last place to World Champions in one season. In 2017, the Twins announced MacPhail as an inductee to the club's Hall of Fame.

MacPhail began his professional career in 1976 as business manager for the Cubs' Bradenton affiliate in the rookie-level Gulf Coast League. The following year he moved to Chicago as an assistant in the Cubs' park operations department. He joined the player development department a year later and eventually became assistant director of player development and scouting before leaving the Cubs in 1982 to become assistant general manager of the Houston Astros. He joined the Minnesota organization in August 1985 as vice president of player personnel and was promoted to executive vice president/general manager in November 1986.

His father, Lee MacPhail, was general manager of the Orioles from 1958 through 1965. Lee spent 45 years as a baseball executive and was elected to the National Baseball Hall of Fame in 1998. As GM of the Orioles, he oversaw the team's rise from second division to contender in the early 1960s. He was also general manager of the New York Yankees, spent 10 seasons as the American League president and served as president of baseball's Player Relations Committee. Andy's grandfather, Larry MacPhail, was also elected to the Hall of Fame, in 1978. During his executive career, Larry helped pioneer night baseball as owner of the Cincinnati Reds in 1935, won a National League championship as owner of the Brooklyn Dodgers in 1941 and won the World Series as owner of the New York Yankees in 1947.

Andy became the third member of the family to win *The Sporting News* Executive of the Year Award when he was honored in 1991; Larry earned the honors in 1939 and Lee was named in 1966.

MacPhail also served on MLB's negotiating committees during the 2002 and 2006 seasons, helping to work out new collective bargaining agreements with the MLB Players Association. Those were the first two agreements reached without a work stoppage in more than 30 years of labor negotiations between MLB and the players' union.

Born in Bronxville, N.Y., MacPhail is a 1976 graduate of Dickinson College. He and his wife Lark have two sons, William and Andrew, who are the fourth generation of MacPhails to work in Major League Baseball.

### TEAM PRESIDENTS IN PHILLIES HISTORY

Alfred Reach	1883-1902
James Potter	1903-04
William J. Shettsline	1905-08
Israel W. Durham	1909
Horace S. Fogel	1910-12
Albert D. Wiler	1912-13
William H. Locke	1913
William F. Baker	1913-30
Lewis C. Ruch	1931-32
Gerald P. Nugent	1933-42
William D. Cox	1943
Robert R.M. Carpenter, Jr.	1944-72
Ruly Carpenter	1973-81
William Y. Giles	1981-97
David P. Montgomery	1997-2014
Pat Gillick	2014-15
Andy MacPhail	2015-present

## EXECUTIVES



**DAVID BUCK**  
Executive Vice President

David Buck, a lifelong Phillies fan with over 30 years of experience with the club, was promoted to executive vice president on July 1, 2017. In this position he spearheads all business operations and supervises the general administration of the club.

Prior to his promotion, David spent the previous 10 years as senior vice president, marketing and advertising sales, a role in which he oversaw the Phillies marketing department, encompassing advertising sales, events, outreach, broadcasting, video services, advertising, merchandising and promotions. David also served as vice president of advertising sales for eight years. He oversaw the transition from Veterans Stadium to Citizens Bank Park from a sponsorship perspective and led the team that secured the 25-year naming rights partnership with Citizens Bank. More recently, David was part of the team that secured a 25-year TV deal with Comcast in January of 2014.

Born in Abington, Pa., David attended Springfield High School and graduated from Lafayette College in 1986 with a BA in history. He stays connected to Lafayette by hosting students each offseason in an externship program. Currently, David serves on the boards of the Police Athletic League (PAL) and the Committee of 70, a non-partisan group that has long been a champion for a better political process, better government, and engaged and informed citizens. He is a former board member of the Please Touch Museum, a children's museum located in Philadelphia, and The Schuylkill Center for Environmental Education, one of the first urban environmental education centers in the country.

David and his wife Nancy live in Broad Axe, Pa., with their three children, Andrew, Katie and Jake.



**DAVID MONTGOMERY**  
Chairman

During his 47 years in the game, David Montgomery has served in various roles with the Phillies. After graduating with an MBA from the University of Pennsylvania's Wharton School, Montgomery began his career in the Phillies sales office selling season and group tickets just prior to the opening of Veterans Stadium in 1971. He advanced to positions of marketing director and director of sales before becoming executive vice president after the 1981 season.

He was elevated to chief operating officer in 1992. In 1994, Montgomery was designated as co-general partner and acquired an ownership interest in the team. In June 1997, he succeeded Bill Giles as general partner, president and chief executive officer. He assumed the position of chairman in January 2015.

Montgomery has been active in a wide range of areas for Major League Baseball. He has served on MLB's Executive Council, MLB's Business and Media Committee, MLB's Labor Policy Committee and MLB's Competition Committee. Recently he received the Allan H. "Bud" Selig Executive Leadership Award from the Professional Baseball Scouts Foundation for his contribution to the game.

Locally, Montgomery remains an active alumnus of the University of Pennsylvania, where he previously served as a trustee. He also served on the university's Board of Overseers of the Annenberg Center for the Performing Arts and WXPB, Penn's radio station. In October 2009, Montgomery received the Penn Alumni Award of Merit in recognition of his dedication and service to the university.

In addition to his Penn activities, Montgomery is the current chairman of PHL Sports, a division of the Philadelphia Convention & Visitors Bureau, and is a member of the board of directors of the Greater Philadelphia Chamber of Commerce. He also serves on the boards of Need in Deed, a nonprofit service-learning organization working with children in Philadelphia public schools, the Children's Scholarship Fund Philadelphia and the Walnut Street Theatre.

In February 2016 at its annual banquet, the Philadelphia Sports Writers Association presented Montgomery with the Ed Snider Lifetime Distinguished Humanitarian Award. In May 2016, Montgomery and the Phillies were honored at the Wall Ball for their support of the Mural Arts Program. In May 2017, the Boys & Girls Clubs of Philadelphia designated Montgomery and the Phillies as their Major League Champions. This May, the Schuylkill Center for Environmental Education will recognize the Phillies and Montgomery for their longstanding support of the organization.

Montgomery grew up in the Roxborough section of Philadelphia. He is a graduate of the William Penn Charter School (1964) where he received the Alumni Award of Merit in 2005, and the University of Pennsylvania (1968) where he majored in history. He received his MBA from the Wharton School of the University of Pennsylvania in the fall of 1970.

David and his wife Lyn live in the Wyndmoor section of Philadelphia. They have three children, Harry, Sam and Susa; one granddaughter, Elizabeth; and two grandsons, Cameron and Will.

## EXECUTIVES



### **JOHN NICKOLAS** Senior Vice President, Chief Financial Officer

John Nickolas joined the Phillies organization in July 2003 and was named senior vice president & chief financial officer on July 1, 2017. John, who spent the previous 10 years as vice president, chief financial officer, oversees all financial aspects of the club's operations as well as business intelligence and analytics, Florida operations and minor league franchise business operations. In addition, he currently serves as a trustee of Major League Baseball's Non-Uniformed Personnel Pension Plan and chairs the MLB Eastern Region group.

A 1985 graduate of Archbishop Ryan High School in Northeast Philadelphia, John graduated summa cum laude with a BS degree in accounting from West Chester University in 1990. He has served as a member of West Chester University's Business School Advisory Council and a trustee of the university's foundation. John has been a guest speaker for various organizations and universities in the Philadelphia area.

Prior to joining the Phillies, John served in a variety of financial and operational roles for Internet Capital Group, Inc., Safeguard Scientifics, Inc. and KPMG LLP. He is a member of the American and Pennsylvania Institutes of Certified Public Accountants.

John and his wife Pam reside in Newtown Square, Pa., with the family's two Shih Tzus, Daisey and Duke. They have two adult sons, John and Michael.



### **RICK STROUSE** Senior Vice President and General Counsel

Rick Strouse joined the Phillies as vice president and general counsel on December 1, 2009, and was promoted to his current position on July 1, 2017.

Before joining the club, he was a senior partner in the litigation department at the Ballard Spahr law firm and was a member of the firm's labor/employment, health care, and higher education practice groups. He began practicing law at Ballard Spahr in 1981 and represented The Phillies on numerous matters over the years.

Having grown up in York, Pa., Rick is an honors graduate from Duke University School of Law (1981) and has a summa cum laude undergraduate degree from Bucknell University (1978), where he was a double major in political science and geography. At Bucknell, he was the co-captain of the varsity wrestling team and an East Coast Conference individual champion.

Rick serves on the boards of Silver Springs/Martin Luther School, where he is the vice-chair, the Philadelphia Distance Run Foundation and Phillies Charities, Inc., where he is the vice president and secretary. He also is a former longtime member of the boards of the Pennsylvania School for the Deaf, where he was the Chair of the Governance Committee, Bucknell University Bison Club and the Bucknell University Alumni Association.

Rick and his wife Jan live in Bala Cynwyd, Pa., with their two daughters, Maggie and Hanna, and their German short-haired pointer, Coco.



### **JOHN WEBER** Senior Vice President, Ticket Operations & Projects

John Weber has been a part of the Phillies organization since joining the sales office in 1987. Over his tenure, he has held various positions of increasing responsibility and scope, culminating with his promotion to senior vice president, ticket operations & projects, in August 2017. He spent the previous 10 years as vice president, sales and ticket operations.

Under his stewardship, the Phillies sales team achieved ticket sales of more than 3 million for seven consecutive seasons (2007-13). As an integral member of the leadership team that spearheaded the construction of Citizens Bank Park, John supervised the development of luxury suites and club seats. He also represents the organization on the MLB Ticket Review Committee and Schedule Committee.

John is president of Phillies Charities, Inc. and serves on the board of directors of the Philadelphia chapter of the ALS Association. The Phillies have raised more than \$17 million during their 33-year relationship with the ALS Association and in 2016 they were recognized for that work with the prestigious Allan H. Selig Award for Philanthropic Excellence. John also serves on the Drexel University Sport Business Advisory Board.

Born in Philadelphia, Pa., John graduated with a BA in European history from Purdue University in 1985 and an MBA in management from Ball State University in 1987. He and his wife Susan have two sons, Matthew and John Ryan. They reside in Plymouth Meeting, Pa.

## EXECUTIVES



**BONNIE CLARK**  
Vice President, Communications

Bonnie Clark joined the Phillies in April 2008 as vice president, communications. In her role, she oversees baseball communications, player relations, publicity, crisis and issues management, business communications, creative services, publications and alumni relations.

Prior to joining the Phillies, Bonnie worked for multi-media retailer QVC for close to nine years, where she served as director of corporate affairs and vice president of public relations. In her role there, she was responsible for creating public relations and media relations strategies that increased awareness and enhanced the brand. She also spearheaded all crisis and issues management for the company.

Before QVC, Bonnie worked at Tierney in Philadelphia where she served as associate vice president for the agency's consumer public relations division and was responsible for developing and implementing communications strategies for consumer clients. She also held various positions of increasing responsibility with Golin/Harris Communications in Philadelphia and at New York agencies M. Silver Associates and Ogilvy & Mather Public Relations, where she developed and implemented public relations campaigns for industry leaders and internationally respected consumer brands.

Bonnie graduated from Delaware Valley High School in Milford, Pa., where she was inducted into the school's Hall of Fame in 2013. She received her bachelor's degree in journalism from West Virginia University in 1986.

Bonnie is a member of the Philadelphia region's National MS Society's Women Against MS Committee. She is also a member of Major League Baseball's Baseball Assistance Team (B.A.T.) Awareness Committee and an assembly member for Major League Baseball Players Alumni Association.



**KURT FUNK**  
Vice President, Marketing Programs & Events

Now in his 35th season with the organization, Kurt Funk was promoted to vice president, marketing programs & events in October 2014. In his current role, he works daily with the teams that coordinate events and promotions, Phillie Phanatic entertainment, merchandising and licensing, community outreach and youth baseball development.

Kurt started with the Phillies in 1984 as an intern, assisting in sales, merchandising and public relations. He was hired full time in November 1985 as manager, merchandising and held that position for nearly five years until being named marketing coordinator in 1990.

In January 1996, Kurt was promoted to director, events to help coordinate the Phillies' efforts in hosting the 1996 All-Star Game. His title was changed to director, marketing programs and events in 2003, the team's last year at Veterans Stadium, during which he was a key contributor to the various Field of Memories events leading up to the final game at the Vet. Kurt and the events team have also spearheaded the coordination of postseason events, most notably the 2008 World Series parade.

Kurt was the recipient of the Richie Ashburn Special Achievement Award in 2007, given annually to a member of the Phillies organization who has demonstrated loyalty, dedication and passion for the game.

Born in Bellefonte, Pa., Kurt attained his BS in sport management from the University of Massachusetts, where he was a walk-on for the Minutemen basketball team. He and his wife Laurie reside in Medford, N.J., with their daughter Devon, son Brett and Labradoodle Barkley.



**MICHAEL HARRIS**  
Vice President, Marketing & New Media

Michael Harris was promoted to vice president, marketing & new media in August 2017. His department oversees social & digital media, advertising & media planning, marketing campaigns, and the implementation of various new fan engagement technologies.

Michael joined the organization as a ticket office representative in 1994. He assumed the role of development & financial specialist in 1999, assisting on a wide range of matters related to the development of Citizens Bank Park including private financing efforts, securing governmental approvals, and the overall transition out of Veterans Stadium. He was named director, marketing & special projects in 2007 prior to his current position, focusing on a variety of marketing- and sales-related initiatives, assisting with legislative affairs, and forming aspects of the organization's digital strategy.

Born and raised in Philadelphia, Michael has a BA in political science from the University of Michigan and an MBA from Drexel University in both marketing and finance. While a student at Michigan, he served on the staff of the 1989 National Championship and 1992 Final Four men's basketball teams. Michael currently serves on the board of the Red Paw Emergency Relief Team and is the Phillies' board representative on the Sports Complex Special Services District. He is also a former board member of the Schuylkill Center for Environmental Education.

Michael and his wife Joy live in Center City with their cocker spaniel, Miso.



### **KATHY KILLIAN**

#### **Vice President, Human Resources & Customer Services**

A member of the Phillies organization since 1985, Kathy Killian was promoted to vice president, human resources & customer services in December 2008.

Born in Philadelphia, Pa., Kathy graduated from Little Flower Catholic High School for Girls in 1981 and earned a BA in management/marketing in 1985 from Spring Garden College. A standout basketball player, her No. 35 was retired by the school in 1988. She also coached the women's basketball team at Holy Family University from 1987 to 1995.

Kathy began her career with the Phillies as an intern in the sales office. A year later she was hired as a full-time sales office representative and in 1995 she was promoted to director, group sales, the position she held prior to her current title. In 2006, Kathy was honored with the Richie Ashburn Special Achievement Award, which is given to a member of the Phillies organization who has demonstrated loyalty, dedication and passion for the game. Kathy was inducted into the Pennsylvania Sports Hall of Fame in 2014 and was honored by the Girls Scouts of Eastern Pennsylvania with the Take the Lead Award in 2015.

Kathy serves on the boards of the David Palmer Foundation and the Hall-Mercer Community Mental Health Center Advisory Council.



### **HOWARD SMITH**

#### **Vice President, Business Affairs**

Howard Smith joined the Phillies as vice president, business affairs in June 2017. In this role, his duties include overseeing ballpark operations and Phillies Enterprises. He also represents the Phillies on the Aramark Governing Council and provides additional management support to Executive Vice President David Buck.

Howard brings a wealth of baseball knowledge to the Phillies. Most recently, he served as Major League Baseball's senior vice president of licensing. During his 17-year career with MLB, he acquired a keen understanding of the game at both the team and league level.

Prior to joining the Commissioner's Office, Howard spent seven years with Reebok International, overseeing North American sports marketing. Previously, he spent his first seven years in sports with the Adidas company working for its PONY and Le Coq Sportif brands.

Born in Northeast Philadelphia, Howard is a graduate of the University of South Florida where he received a Bachelor of Arts in political science. In addition, he received an MBA in finance from Fairleigh Dickinson University.

He and his wife Lisa reside in Center City Philadelphia. They have two children, a son Aaron and a daughter Emily.

## BASEBALL PERSONNEL



**MATT KLENTAK**  
Vice President & General Manager

Matt Klentak was named vice president & general manager of the Phillies on October 26, 2015, at 35 years old, making him the youngest GM in club history.

In 2016, the Phillies improved their win total by eight games (from 63 to 71 wins), which tied for the sixth-best improvement in MLB from 2015 to 2016. Notably, the starting pitchers collectively recorded an improvement of 8.1 WAR from 2015 to 2016, representing the most improved starting rotation in all of baseball over that time. The club also reduced the average age of the Opening Day roster from 29.6 in 2015 (the seventh-oldest) to 28.3 in 2016 (the third-youngest). This age reduction of 1.3 years ranked second in all of baseball.

Last year, the club experienced significant improvements as the season progressed, finishing with a 37-36 record in its final 73 games and a 15-13 mark in September. This improvement was driven principally by the performance of the team's offense, which scored nearly a full run per game more after the All-Star break (4.77) than before (3.82). Notably, this improvement also corresponded with a reduction in the average age of the team's roster from Opening Day (28.67) to August 31 (27.03). The promotions of Jorge Alfaro, J.P. Crawford, Rhys Hoskins and Nick Williams and the emergence of Luis García and Adam Morgan in the bullpen contributed to the overall second-half improvement.

In player development, the Phillies' domestic minor league affiliates collectively posted a .528 winning percentage in 2017. The combined winning percentage of .555 from 2015-17 is tied for first in all of baseball. And for the second consecutive year, more Phillies minor league players (33) were named to midseason All-Star teams than any other organization. Last January, the club opened up a brand new year-round academy in the Dominican Republic. And in June, the club selected center fielder Adam Haseley out of the University of Virginia with its first-round pick.

Heading into 2018, the Phillies spent their offseason seeking to improve the organization both on the field and off. The offseason began with the hiring of manager Gabe Kapler and a new major league coaching staff, in addition to the creation of a new advance scouting/player information arm of the baseball operations department at both the major and minor league levels. In November, the club promoted four pitchers to the 40-man roster: Seranthony Domínguez, Franklyn Kilomé, Ranger Suárez and José Taveras. In December, the club signed free agent relief pitchers Tommy Hunter and Pat Neshek to bolster the bullpen before inking free agent first baseman Carlos Santana later in the month. Off the field, the Phillies made significant additions to their international, pro and amateur scouting departments, while also continuing the expansion of the R&D department. In player development, there was a substantial increase in personnel and the announced launch of a second GCL team for 2018.

Before joining the Phillies, Matt spent four years (2012-15) as assistant GM of the Los Angeles Angels under GM Jerry Dipoto. During his tenure with the Angels, the club won the American League West Division title in 2014 and averaged 87 wins per season. Prior to his time with Los Angeles, Matt worked under Andy MacPhail as director of baseball operations for the Baltimore Orioles for four years (2008-11), where he assisted in scouting, player development, contract negotiations and the construction and management of the 40-man roster. While in Baltimore, MacPhail and Klentak acquired players who would play significant roles in helping the club reach the postseason in 2012, 2014 and 2016.

Matt's resume also includes working four years (2004-07) in Major League Baseball's Labor Relations Department, where he served as a primary contact for club personnel with respect to the interpretation of the Major League Rules, the Collective Bargaining Agreement and other contractual and financial industry practices. He was a key member of the MLB collective bargaining team that successfully negotiated a second consecutive CBA without a work stoppage in 2006. He also spent the 2003 season in the baseball operations department of the Colorado Rockies where he gained experience in video and advance scouting, coordinated the inflow of all amateur scouting reports and authored several baseball and financial analyses throughout the season.

A native of Medfield, Mass., Matt earned an economics degree in 2002 from Dartmouth College, where he was a four-year baseball letterman, three-year starting shortstop and team captain his senior year. The Big Green won two Ivy League Red Rolfe Division championships (2000 and 2001) during his playing days. Matt and his wife, Lauren, have two young daughters.

### GENERAL MANAGERS IN PHILLIES HISTORY

Herb Penneck	1943-48
Roy Hamey	1954-58
John Quinn	1959-72
Paul Owens	1972-83
Woody Woodward	1988
Lee Thomas	1988-97
Ed Wade	1998-2005
Pat Gillick	2006-08
Ruben Amaro Jr.	2009-15
Scott Proffrock	2015
Matt Klentak	2015-present



## BASEBALL PERSONNEL



**BRYAN MINNITI**  
Assistant General Manager

Bryan Minniti joined the Phillies in November of 2016 as special assistant to the general manager. He was promoted to his current position in September of 2017. The 2018 season is his 18th working for a major league club.

In his current role, Bryan oversees player development along with amateur and international scouting. Before the Phillies, Bryan spent seven years as an assistant GM for both the Arizona Diamondbacks (2015-16) and Washington Nationals (2010-14). With both teams, he assisted in all facets of baseball operations including rules compliance, transactions, budgeting, statistical analysis and contract negotiations. During his time with the Nationals, the team won two National League East Division titles.

Bryan's career in Major League Baseball began in 2001 with the Pittsburgh Pirates as an intern in the baseball operations department, and he worked as an assistant within that department before joining the team full time in 2004. He was named director of baseball operations in 2007. Bryan earned a Bachelor of Science degree with a double major in mathematics and statistics from the University of Pittsburgh in 2002. He and his wife, Amy, currently reside in Alexandria, Va.



**SCOTT PROEFROCK**  
Assistant General Manager

Scott Proefrock joined the Phillies on November 17, 2008, as assistant general manager.

In his role with the Phillies, Scott interprets the major league rules and basic agreement with the MLB Players Association and assists in contract negotiations, salary arbitration, rules compliance while overseeing the home and visiting clubhouse staffs.

Scott served as the Phillies' interim general manager for a six-week span from September 10 through October 25, 2015, following the club's decision to not renew the contract of former GM Ruben Amaro Jr.

Before being hired in Philadelphia, Scott worked for the Baltimore Orioles as the director of baseball administration for three years (2006-08), where – in addition to many of the same roles he has with the Phillies – he coordinated the team's baseball data system and prepared the baseball operations budget. Prior to joining the Orioles, he spent 11 seasons in a similar capacity with the Tampa Bay Rays, which he joined as director of baseball administration on July 27, 1995, only four months after the franchise was awarded and two and a half years before the organization would field a major league team. Scott was promoted to assistant general manager of the Rays in January 1997.

Scott began his baseball career as a marketing intern with the Pittsburgh Pirates in August 1987. He was hired by the Pirates as director of marketing information systems in November 1987 and moved over to scouting and player development assistant in December 1989. A year later, he went to the Atlanta Braves and spent five years there in scouting and player development capacities, the last as assistant director for scouting and player development, before joining the Rays.

Born in Dayton, Ohio, Scott was raised in Norwood, Mass., and Rochester, N.Y. He graduated from The College of William & Mary before earning a master's degree in sports management from the University of Massachusetts. He is also a certified public accountant.

Scott and his wife, K.K., a native of Wilmington, Del., live in Phoenix, Md., with their five children, Casey, Megan, John, Kate and Charlotte.



**NED RICE**  
Assistant General Manager

Ned Rice was GM Matt Klentak's first official hire in the baseball operations department. He joined the Phillies on January 6, 2016, as assistant general manager following 11 years with the Baltimore Orioles.

With the Phillies, Ned helps map out strategy of roster management, oversees analytics and the medical department and assists in player contracts and negotiations, transactions, salary arbitration and rules compliance. He came to the Phillies from the Orioles, where he was director, major league administration. Ned began his career with the Orioles as a public relations intern in 2005 before shifting into baseball operations for 2006. He started as an intern and also served as the video coordinator for road games that year. In 2007, Ned was promoted to player information analyst, a role he held through 2011 before being named assistant director, major league operations in 2012.

Ned is a 2005 graduate of The College of William & Mary. He and his wife Cary currently reside in Philadelphia.

## BASEBALL PERSONNEL



### PAT GILICK

#### Senior Advisor to the President & General Manager

The 2018 season is Pat's 13th year with the Phillies. In that time, he has served as the team's general manager and president and also as a senior advisor.

Pat originally joined the Phillies as senior vice president & general manager on November 2, 2005. During his time as GM, he built the club into back-to-back NL Eastern Division Champions (2007-08) and 2008 World Champions. The championship was the third of his 27-year career as a major league general manager and the second in the history of the Phillies franchise. After fulfilling his three-year contract as GM, Pat transitioned into the role of senior advisor to the president & general manager in November of 2008, a position he

held until being named interim president.

Pat spent the 2015 season as the team president, holding that position from January 28 through October 14 after being named interim president on August 28, 2014.

On December 6, 2010, Pat was elected to the National Baseball Hall of Fame by the Expansion Era Committee. He became just the fourth individual elected whose career has been defined nearly exclusively as a team architect, joining Ed Barrow, Branch Rickey and George Weiss. He was inducted on July 24, 2011, along with Roberto Alomar and Bert Blyleven. Pat was also named to the advisory board for SABR (Society for American Baseball Research) in the fall of 2011 and in November of 2015 was selected to sit on the Pre-Integration Era Committee by the Hall of Fame.

Prior to being named GM of the Phillies, Pat held the same position with the Blue Jays (1978-94), Orioles (1996-98) and Mariners (2000-03). His career record as a GM stands at 2,276-1,993 (.533), including at least 91 wins in six of his final nine seasons. His resume includes two World Series championships (1992-93) and five AL East titles (1985, 1989, 1991-93) with Toronto, one AL East title (1997) and one wild card berth (1996) with Baltimore, one AL West title (2001) and one wild card berth (2000) with Seattle and one World Series championship (2008) and two NL East titles (2007-08) with Philadelphia.

In August of 1976, Pat was named the vice president of player personnel for the expansion Toronto Blue Jays, becoming the franchise's first general manager at age 38. His title was changed to vice president of baseball operations on November 24, 1977, and then executive vice president, baseball, on September 24, 1984.

Pat stepped down as Blue Jays GM after the 1994 season and served as a consultant to the team in 1995.

Following the 1995 season, Pat had a brief retirement before being hired as Baltimore's GM on November 27, 1995. In his first two seasons with Baltimore – 1996-97 – the Orioles advanced to the ALCS.

When his three-year contract with Baltimore expired after the 1998 season, Pat accepted a position as the chair of the 1999 Pan Am Games baseball team steering committee.

On October 25, 1999, he was hired by Seattle as executive vice president & general manager, baseball operations.

Pat was born in Chico, Calif. In 1954 – at age 16 – he graduated from Notre Dame High School in Sherman Oaks, Calif., where he played baseball and football. He enrolled at the University of Southern California in the fall and graduated in 1958 at the age of 20 with a bachelor's degree in business.

Pat and his wife Doris reside in Birmingham, Mich. The couple has one daughter, Kimberley.



### LARRY BOWA

#### Senior Advisor to the General Manager

Throughout 135 years of Phillies baseball, no one had spent more seasons in uniform than Larry Bowa. For 29 years – 13 as a coach, 12 as a player and four as manager – Larry proudly wore the Phillies "P" until he moved into his current role in October of 2017. The 2018 season is Larry's 53rd associated with Major League Baseball and his 34th with the Phillies organization. He was inducted into the Phillies Wall of Fame in 1991.

Larry signed with the Phillies as an amateur player in 1966 and spent four seasons in the club's minor league system until making his major league debut in 1970, the final season at Connie Mack Stadium. The following year, the club moved into Veterans Stadium and Larry singled for the first hit in the new park. He would go on to play 12 years (1970-81) with the team as the starting shortstop, make five All-Star teams, win two Gold Glove Awards and play on four postseason teams, including the 1980 World Series champions. He was traded to the Chicago Cubs following the 1981 season.

During the 1988 season, after a year and a half as manager of the San Diego Padres, Larry returned to the Phillies as third base coach, a position he would hold through the 1996 season.

After coaching stints with the Anaheim Angels (1997-99) and Seattle Mariners (2000), Larry was hired as Phillies manager for the 2001 season. In his first season as manager his team won 86 games, a 21-game improvement from the previous season, and he was voted National League Manager of the Year by the BBWAA. Larry was the team's final manager at Veterans Stadium in 2003 and the first person to manage a game at Citizens Bank Park in 2004, his final season at the team's helm. He went 337-308 (.522) as Phillies manager.

Larry went on to coach for the New York Yankees (2006-07) and Los Angeles Dodgers (2008-10) before once again returning to the Phillies dugout as bench coach and infield instructor for four years (2014-17). Throughout his storied coaching career, Larry has worked with infielders such as Chase Utley, Jimmy Rollins, Derek Jeter, Alex Rodriguez, Robinson Cano, Jeff Kent, Nomar Garciaparra and Hall of Famer Mike Schmidt, among many others.

Other jobs Larry held during his 52 years in baseball were bench coach for Team USA in the 2013 World Baseball Classic, an in-studio analyst for ESPN and MLB Network and talk show co-host for Sirius/XM Radio.

Larry and his wife, Patty, live in Conshohocken, Pa. He has one daughter, Tori.



## BASEBALL PERSONNEL



### **CHARLIE MANUEL** Senior Advisor to the General Manager

The all-time winningest manager in Phillies history, Charlie Manuel completed a nearly nine-year run (2005-13) in that position before moving into a different role with the organization. He was named senior advisor to the general manager in January of 2014. In his role, he assists in minor league hitting instruction, scouts at the amateur and professional levels and serves as a consultant to the baseball operations staff as well as a club ambassador in the Philadelphia region. Charlie was inducted into the Phillies Wall of Fame in 2014 and the Philadelphia Sports Hall of Fame in 2016.

During his time as the club's manager, Charlie led the Phillies to their first playoff appearance in 14 years (2007), five straight division titles (2007-11), two National League pennants (2008-09) and one World Championship (2008). He posted a record of 780-636 (.551) for the Phillies and 1,000-826 (.548) overall as a major league manager. Charlie is one of 64 managers in major league history to reach 1,000 wins. He managed two NL All-Star teams (2009-10), guiding the 2010 team to a win, which snapped the NL's 13-year winless streak.

Before being named manager of the Phillies, Charlie spent his first two years (2003-04) with the organization as special assistant to the general manager under Ed Wade, serving as one of Wade's top scouts as well as working on major and minor league hitting instruction.

In the 15 years (1988-2002) prior to joining the Phillies, Charlie worked for the Cleveland Indians in a variety of roles, including minor league manager and major league hitting coach. He managed the Indians for three years (2000-02), leading the team to the Central Division title in 2001, and was chosen as a coach for the 2002 American League All-Star team by Hall of Famer Joe Torre. From 1994-99, his second tour as hitting coach, Cleveland led the AL in runs three times (1994-95, 1999), led the league in home runs twice (1994-95) and set a franchise record by hitting 220 homers in 1997.

Charlie also managed in the Minnesota Twins minor league system for five years (1983-87) and scouted for the organization in 1982. He was originally signed by the Twins in 1963 and went on to play professionally for 19 years, including major league stints with the Twins and Los Angeles Dodgers, where his only two managers were Billy Martin and Walter Alston. From 1976-81, Charlie had a very successful six-year career in Japan, playing for three pennant winners. He hit a combined .303 with 189 home runs and led his league in home runs in back-to-back seasons (1979-80), including 48 in 1980, the same year Hall of Famer Mike Schmidt led the major leagues with the same total. In 1979, he was the first American-born player to be named MVP.

Charlie is a two-time winner (2011 & 2013) of the Dallas Green Special Achievement Award, which had been presented annually by the Philadelphia chapter of the BBWAA. In 2015, the Philadelphia Sports Writers Association presented him with a special achievement award and in 2018 he received the Ted Williams Lifetime Achievement Award from the Ted Williams Museum.

Born in North Fork, W.V., Charlie grew up in Buena Vista, Va. He currently resides in Winter Haven, Fla., with his wife Melissa. He has two children, Chuck and Julie; three step-children, Collin, Hailey and Alley; and five grandchildren.



### **BART BRAUN** Special Assistant to the General Manager

Bart Braun was added to the Phillies baseball operations staff on October 2, 2012, as special assistant to the general manager.

The Phillies are the fifth team with which Bart has held a position in baseball operations. Prior to joining the Phillies, he spent 18 years with the Tampa Bay Rays as special assignment scout (2006-12), assistant general manager (1997-2005) and special assistant to the general manager (1995-97). From 1991 through July of 1995, Bart served as the national scouting supervisor for the Atlanta Braves following seven years (1984-91) in the Pittsburgh Pirates' amateur scouting department, where in his final two years he was the regional scouting supervisor. He began his scouting career in 1983 with the Detroit Tigers.

Bart was originally selected by the Oakland A's in the third round of the 1976 amateur draft. He pitched seven years in the minor leagues for the A's, Cleveland Indians, Toronto Blue Jays and California Angels, twice reaching the triple-A level. He went 28-27 with a 4.39 ERA in 185 games.

Bart was born in Vallejo, Calif., and attended Solano Junior College. He and his wife, Patricia, live in Vallejo. They have one son, Bart Jr.

## BASEBALL PERSONNEL



### PETE MACKANIN

#### Special Assistant to the General Manager

Pete Mackanin was named special assistant to the general manager in September of 2017 after spending two and a half seasons (2015-17) as Phillies manager.

Pete is one of eight men in Phillies history to have played, coached and managed the Phillies. Originally selected by the Washington Senators in the fourth round of the 1969 draft, Pete played parts of nine seasons in the major leagues, including two (1978-79) in Philadelphia. He appeared in 548 career games for the Texas Rangers (1973-74), Montreal Expos (1975-77), Phillies and Minnesota Twins (1980-81) and over 1,000 minor league games.

Philadelphia was not Pete's first managing stint, as he previously held that position on an interim basis for both the Pittsburgh Pirates (2005) and Cincinnati Reds (2007). Prior to those jobs, he managed 13 years in the minor leagues, compiling a record of 917-849 (.519) while winning two league championships. Pete also managed extensively in the winter leagues in Venezuela, Australia, Puerto Rico and the Dominican Republic.

As a coach, Pete worked 13 seasons on the major league staffs for the Expos, Pirates and Phillies, which included working on the 2009 and 2010 All-Star coaching staffs as a Phillie.

Pete was born in Chicago, Ill., and attended the University of Illinois. He currently lives in Scottsdale, Ariz., with his wife Nancy. They have one son, Shane.



### JORGE VELANDIA

#### Special Assistant to the General Manager

Following an 18-year playing career (1992-2009), which ended in the Phillies minor league system, Jorge Velandia has spent the last eight years working in various roles for the organization, which included a stint on the major league coaching staff in 2015. He was named to his current position in October of 2016 after spending three seasons (2014-16) as special assistant, player personnel.

A former infielder, Jorge was originally signed out of Venezuela by the Detroit Tigers in 1992 and wound up playing for 23 different professional teams in 11 organizations. He appeared in 174 career major league games from 1997-2008 with the San Diego Padres, Oakland A's, New York Mets, Tampa Bay Devil Rays, Toronto Blue Jays and Cleveland Indians.

After finishing his career with the Phillies' triple-A affiliate in Lehigh Valley, Jorge spent two years (2010-11) as a coach for single-A Williamsport and one each as the assistant field coordinator (2012) and special assistant, player development (2013). He also helped construct Team Venezuela for the 2013 World Baseball Classic and currently serves as director of baseball operations for Tiburones de la Guaira of the Venezuelan Winter League after a six-year run as general manager.

Jorge was born in Caracas, Venezuela, and currently resides in Miami, Fla., with his wife, Ruth and his son, George.



### SAL AGOSTINELLI

#### Director, International Scouting

Sal Agostinelli has been part of the Phillies scouting staff since 1993. He was named to his current position in 2012 after serving as the international scouting supervisor since 1997. In 2015, he was the recipient of the Dallas Green Award for his achievements in scouting.

A former catcher, Sal was selected by the St. Louis Cardinals in the 20th round of the 1983 draft out of Slippery Rock University. He played six seasons (1983-88) in the Cardinals minor league system before being traded to the Phillies in 1989, where he played for double-A Reading and triple-A Scranton/Wilkes-Barre (1990-91) before retiring. In 1992, he was a player/coach for Reading prior to joining the scouting staff, for which he initially covered New York, New Jersey, Delaware and the New England region.

During his time as a scout, Sal has had a hand in the signings of Maikel Franco, Carlos Ruiz, Freddy Galvis and César Hernández, among many others.

Sal was born in Bronx, N.Y., and lives in Kings Park, N.Y., with his wife, Sharon. He has three children: sons Danny and Anthony and daughter Toni-Ann.

## BASEBALL PERSONNEL



### **JOHNNY ALMARAZ**

#### **Director, Amateur Scouting**

Johnny Almaraz took over the role of director of amateur scouting on October 8, 2014.

Prior to joining the Phillies, Johnny spent eight seasons (2007-14) with the Atlanta Braves, where he was the director of Latin American operations (2007-09) and director of international scouting and operations (2010-14). In his role, he oversaw scouting operations for the club outside the United States and Canada, supervised all operations at the Braves' Dominican Baseball Academy and managed a staff of nearly 20 international scouts. During his tenure with the Braves, Johnny signed right-hander Julio Teheran and catcher Christian Bethancourt, among others.

Before his time with the Braves, Johnny worked 16 years for the Cincinnati Reds in various roles, including director of player personnel and director of player development. As a scout, he was credited with signing a number of future major league players, including right-hander Johnny Cueto, outfielder Adam Dunn, catcher Paul Bako and left-hander B.J. Ryan.

Johnny pitched for two years in the Reds minor league system after being selected in the 14th round of the 1988 draft out of Southwest Texas State University. Born in Odessa, Texas, he and his wife, Tonya, live in Helotes, Texas. They have one daughter, Cameron, and one son, Jaiden.



### **SCOTT FREEDMAN**

#### **Director, Baseball Operations**

Scott Freedman joined the Phillies in October of 2013 as manager, baseball analytics. He was promoted to his current position in January of 2016. In his role, Scott is involved with major league operations, contract negotiations, salary arbitration preparation, and analysis to support decision-making and strategy. He is also instrumental in the Phillies' baseball operations data and IT initiatives and he led the design, development and implementation of PHIL, the Phillies Holistic Information Location.

Previously, Scott was a member of the labor relations department (LRD) of the Office of the Commissioner where he served in a variety of roles, including as a liaison to all 30 clubs with respect to the interpretation and application of the basic agreement, major league rules, and major and minor league drug programs. He was a key administrator in MLB's salary arbitration support program, in which he provided salary recommendations to clubs and helped to manage the salary arbitration signing process throughout the industry. Scott also oversaw the approval of Uniform Player's Contracts and functioned as a primary contact for club personnel for the reporting of major league contract terms and contract structuring analysis. Before joining the LRD, Scott worked in the baseball operations departments of the New York Mets, Cincinnati Reds and the Arizona Fall League.

Scott graduated from Indiana University's Kelley School of Business in 2006 with a BS in business, receiving an honors notation. He is currently pursuing his MBA at the Wharton School of the University of Pennsylvania. Scott lives in Bala Cynwyd, Pa., with his wife, Amanda, and their son, Harry.



### **ANDY GALDI**

#### **Director, Baseball Research & Development**

Andy Galdi joined the baseball operations department at his current position in 2016. He oversees all baseball analytics, including data visualization and reporting, statistical research and data infrastructure.

Andy began his baseball career in 2009 as a baseball operations intern with the New York Mets. Following his work at the Mets, Andy spent two years at the NBA Commissioner's Office as a statistical analyst in league operations, focusing on analyzing referees and the impact of potential rules changes. In 2013, he began working at Google in Mountain View, Calif., where he served as a quantitative analyst for YouTube.

Born in Bethesda, Md., Andy is a 2008 graduate of the University of North Carolina in Chapel Hill with a double major in business administration and mathematics. He earned his master's degree from Stanford University in statistics in 2013.

## BASEBALL PERSONNEL



### ROB HOLIDAY

#### Director, Amateur Scouting Administration

Rob Holiday was named to his current position in 2013 after joining the baseball operations department in 1998. He is responsible for the day-to-day administrative duties for the amateur draft and international player signings along with scouting duties. Rob also oversees the operation of the Phillies MLB Youth Academy.

Rob began working for the Phillies in September of 1987 as a sales office representative in the ticket department. In 1992, he moved to the marketing department and was promoted to manager of fan development, where he was responsible for developing and overseeing over 25 youth and baseball-related programs, including the Phillies RBI (Reviving Baseball in Inner Cities) program. Rob transitioned to baseball operations in 1998, where he has had the titles of administrator for minor leagues and scouting, assistant to the director of scouting and player development, and assistant director of scouting. In 2012, he was honored with the Richie Ashburn Special Achievement Award, which is given to a member of the Phillies organization who has demonstrated loyalty, dedication and passion for the game.

A native of Maplewood, N.J., Rob currently resides in Cherry Hill, N.J., with his wife, Yanell, and their three children, Kyra, Chelsea and Robby. He is a 1987 graduate of the University of Massachusetts (Amherst) with a BS degree in hotel, restaurant and travel administration. While at UMass, he played second base for the school's baseball team. He was awarded the UMass Baseball Dellapiana Award for Courage, Determination, and Sportsmanship in 1986 and 1987.



### JOE JORDAN

#### Director, Player Development

Joe Jordan was hired as the director of player development on October 12, 2011. In his role, he oversees the entire player development staff – including the hiring of all managers, coaches and coordinators – and the movement of players throughout the minor league system.

Through his first six years in his position, 11 minor league teams have qualified for postseason play, including five division winners and one league champion.

Joe joined the Phillies after seven years (2005-11) as the director of scouting for the Baltimore Orioles. Among the players he selected during his time with Baltimore were third baseman Manny Machado, pitchers Jake Arrieta, Zach Britton and Brian Matusz, catcher Matt Wieters and outfielder Nolan Reimold. He was hired by the Orioles following eight seasons with the Montreal Expos and Florida Marlins, his final two (2003-04) working as national cross-checker for the Marlins. Joe began his scouting career in 1997 as an area scout for the Expos before being named Midwest supervisor in 2001. He moved into the same capacity with Florida when most of Montreal's front office staff moved to the Marlins organization in 2002, and was named national cross-checker a year later.

Selected as a catcher in the 19th round of the 1985 draft by the San Francisco Giants, Joe batted .213 in 33 games for Everett (A) of the short-season Northwest League that year. He was injured the following spring and was released at the end of spring training. He returned to the University of Oklahoma, received his degree in 1987 and spent three years (1988-90) as an assistant baseball coach for the Sooners.

Joe spent seven years in the financial investment business before returning to baseball as a scout for the Expos in 1997. He and his wife, Kim, live in Blanchard, Okla., with their daughter, Alexandra. Joe currently serves on the Board of Governors for the Boys & Girls Clubs of Philadelphia.



### LEE McDANIEL

#### Director, Minor League Operations

Lee McDaniel was named director of minor league operations in February of 2012. His responsibilities include serving as a point person for player development business operations/administration for six minor league affiliates. He also supervises Florida baseball operations at the Carpenter Complex in Clearwater, Fla., including the coordination of minor league spring training, extended spring training, the Gulf Coast League affiliates and Florida Instructional League. Additionally, he directs international business operations for the Phillies academies in the Dominican Republic and Venezuela, while overseeing immigration services and the procurement of major and minor league player/staff work visas. Lee also manages minor league player and staff travel services throughout the season.

Lee began his professional baseball career as an operations intern with the Phillies rookie-level affiliate in Martinsville, Va., in the Appalachian League in 1990. He then served as assistant GM for the Asheville Tourists of the South Atlantic League from 1991-92 while also attending graduate school at Ohio University in the offseason. Lee returned to the Appalachian League as GM for the Martinsville Phillies from 1993-95. In 1995, he joined the Phillies Florida operations staff as assistant GM for the Clearwater Phillies. He was promoted to general manager of the Clearwater Phillies in January 1997, to assistant director of Florida operations in January 2000 and to assistant director, minor league operations in 2008 before assuming his current position.

Born in Martinsville, Va., Lee currently lives in Odessa, Fla., with his wife Lisa, daughter Riley and son Jason Hall. He has his BS degree from Virginia Tech and earned a master's degree in sports administration from Ohio University in 1993.

## BASEBALL PERSONNEL



### **MIKE ONDO** Director, Professional Scouting

Mike Ondo was named director of professional scouting in February of 2010. He originally joined the Phillies baseball operations department in 1998.

In his role, Mike oversees the pro scouting staff at the major and minor league levels, including postseason advance scouting efforts. He also coordinates the club's preparation for the Rule 5 Draft and organizes the Phillies' annual Prospect Education Program, which began in 2010 and takes place each January in Philadelphia. During his time with the Phillies, Mike has worked under Dallas Green, Hall of Famer Pat Gillick, Ed Wade, John Vukovich, Ruben Amaro Jr., Matt Klentak, Chuck LaMar, Andy MacPhail and Paul Owens, among others.

Mike previously spent one year (2009) as pro scouting coordinator and two years (2007-08) as assistant director, minor leagues. For the past 12 seasons, he has worked closely with the major league coaching staff, compiling advance scouting reports and statistical analysis.

A four-year starting catcher at the University of Scranton, Mike graduated in 1997 with a BS in communications. He was born in Pottstown, Pa., and lives in Lumberton, N.J., with his wife, Colleen, and their three daughters, Abigail, Marissa and Samantha.



### **CRAIG COLBERT** Special Assignment Scout

Craig Colbert joined the Phillies as the major league advance scout prior to the 2009 season after an 11-year run with the San Diego Padres as both the major league bench coach and as a minor league manager. He was named to his current position in January of 2015.

Craig played professionally for 13 years after being selected by the San Francisco Giants in the 20th round of the 1986 draft. He appeared in 72 major league games for the Giants over the 1992-93 seasons as a catcher and infielder. The final four seasons of his playing career were spent with triple-A Las Vegas, where he first served as a player-coach in 1998 before being named the team's hitting coach in 1999.

Over the next seven years (2000-06), Craig managed at different spots in the Padres minor league system, including single-A (Ft. Wayne and Lake Elsinore, 2000-01), double-A (Mobile, 2002-03) and triple-A (Portland, 2004-06). In 2006, he was named the Best Manager Prospect by *Baseball America* and overall went 522-463 (.530) in his seven years as a minor league manager. In his final two years with San Diego (2007-08), Craig served as the club's major league bench coach under former manager Bud Black.

Craig was born in Iowa City, Iowa, and currently lives in Portland, Ore., with his wife, Julie.



### **HOWIE FREILING** Special Assignment Scout

A native of Philadelphia, Howie Freiling was hired by the Phillies on November 18, 2008, after 20 years in the New York Mets organization as a minor league player, manager and scout. In his final six years with the Mets (2003-08), Howie was a pro scout with both major and minor league coverage.

Selected by the Los Angeles Dodgers in the ninth round of the 1987 draft out of the University of North Carolina, Howie played for four years in the minor leagues with the Dodgers (1987-88) and Mets (1989-90). In 1991, he joined the Mets' minor league coaching ranks, where he spent the next 12 years. He managed Pittsfield (1993-94), Capital City (1995-96), St. Lucie (1998-99) and Binghamton (2001-02) and served as a coach for Binghamton (1997) and Norfolk (2000). As a minor league manager, Howie

posted a record of 542-470 (.536), taking his clubs to the playoffs four times.

A first baseman for Northeast High School in Philadelphia, Howie was named to the *Daily News* All-City team three times (1982-84).

Howie and his wife, Jenny, live in Apex, N.C., with their sons, Hayes, Weston and Chase.

## BASEBALL PERSONNEL



### **DAVE HOLLINS** Special Assignment Scout

Dave Hollins returned to the Phillies on October 5, 2009, as a special assignment scout. He had spent the previous four seasons (2006-09) as a professional scout with the Baltimore Orioles.

A member of the 1993 National League Champions, Dave played seven seasons (1990-95; 2002) for the Phillies. In 1992, he tied Darren Daulton for the team lead with 27 home runs and set a Phillies record for most hit by pitches (19) in a season for a switch-hitter. Dave spent parts of 12 seasons in the major leagues with the Phillies, Boston Red Sox (1995), Minnesota Twins (1996), Seattle Mariners (1996), California Angels (1997-98), Toronto Blue Jays (1999) and Cleveland Indians (2001). For his career, he hit .260 with 112 home runs and 482 RBI in 983 games.

In between his playing career and his scouting career, Dave had a two-year stint as a minor league hitting coach with the New York Mets (2004-05) at single-A Capital City and double-A Binghamton.

Dave was born in Orchard Park, N.Y., and currently lives there with his wife, Kerri. They have five children: daughters Karli, Haley and Jesse and sons David and Beau.



### **CHARLEY KERFELD** Special Assignment Scout

Charley Kerfeld joined the Phillies in November of 2006 as special assistant to the general manager. He took the role of special assignment scout for the 2018 season.

Originally selected by the Houston Astros in the first round of the 1982 draft (fifth overall), Charley pitched for parts of four seasons in the major leagues with Houston (1985-87, 1990) and Atlanta (1990). He compiled a career record of 18-9 with nine saves and a 4.20 ERA in 123 games (six starts). In 1986, he finished fourth in National League Rookie of the Year voting after going 11-2 with seven saves and a 2.59 ERA in 61 games to help lead the Astros to the 1986 NLCS.

After retiring in 1992, Charley got back into baseball following a one-year layoff and started the first of his nine seasons as a manager in various independent leagues. He managed in the Texas-Louisiana League (Beaumont/Abilene) in 1994 and 1995 and is the all-time winningest manager in the now-defunct Western Baseball League (Grays Harbor, Reno, Chico).

He spent two seasons as a pro scout with the Seattle Mariners (2003-04) and one each with the San Diego Padres (2005) and Texas Rangers (2006) before joining the Phillies.

Charley was born in Knob Noster, Mo. He and his wife reside in Washington state.



### **MIKE KOPLOVE** Special Assignment Scout

A Philadelphia native, Mike Koplove was hired by his hometown team following six years as a scout with the Los Angeles Angels.

Mike pitched parts of seven years in the major leagues for the Arizona Diamondbacks (2001-06) and Cleveland Indians (2007), which included nine games as a rookie for the 2001 World Champions. He finished 15-7 with two saves and a 3.82 ERA in 222 games, all as a reliever, after being selected by Arizona in the 29th round of the 1998 draft out of the University of Delaware. In 2009, Mike was a non-roster invitee to Phillies spring training and pitched that season for the club's triple-A affiliate in Lehigh Valley.

A graduate of Chestnut Hill Academy in Philadelphia, Mike lives in Haddonfield, N.J., with his wife Samantha and their children, Vivienne and Alexander. His younger brother, Kenny, was drafted by the Phillies in 2015 and spent two full seasons pitching in their minor league system.

## BASEBALL PERSONNEL



### **TERRY RYAN** Special Assignment Scout

Terry Ryan joined the Phillies on November 30, 2016, as special assignment scout following 31 years with the Minnesota Twins in a variety of positions, including 19 seasons as the club's general manager over two stints.

Terry served as the Twins' executive vice president/general manager from September of 1994 until stepping down after the 2007 season and again from 2012-16. In between, he spent four years (2008-11) as a special assistant to General Manager Bill Smith. As GM, his teams won the American League Central Division title four times (2002-04 and 2006).

After being selected by the Twins in the 35th round of the 1972 draft, Terry pitched for four seasons before an arm injury cut his playing career short. In 1975, he enrolled at the University of Wisconsin-Madison and graduated with a degree in physical education in 1979. Terry returned to baseball in 1980 as Midwest scouting supervisor for the New York Mets, a position he held for six years before being named scouting director for the Twins in January of 1986. Prior to his first stint as GM, Terry was the vice president of player personnel, a position he assumed at the end of the 1991 season. In that role, he was responsible for scouting and evaluating all talent at the major league level and assisting in personnel decisions.

Off the field, Terry has been recognized in significant ways in baseball. In December of 2009, he was appointed to the Commissioner's Special Committee for On-Field Matters and since 2005 has been a member of the Major League Baseball Playing Rules Committee. He has served on the Arizona Fall League Steering Committee since 2005, a position he also held in 1997-98. In 2013, he was awarded the George Genovese Lifetime Achievement Award in Scouting from the Professional Baseball Scouts Foundation, as well as the Roland Hemond Award, voted upon by SABR, recognizing a baseball executive that demonstrates a lifetime commitment to professional baseball scouts and scouting, and player development history. He has twice been named *Sporting News* Executive of the Year (2002 and 2006) and was also named *Baseball America's* Major League Executive of the Year in 2004.

Terry and his wife, Karilyn, have two children, Tim and Kathleen, and reside in Eagan, Minn.



### **DAN WRIGHT** Special Assignment Scout

Dan Wright was named a special assignment scout following the 2015 season. He had previously worked as a pro scout after joining the Phillies prior to the 2010 season.

After being selected by the Chicago White Sox in the second round of the 1999 draft out of the University of Arkansas, Dan pitched for seven seasons (1999-2004; 2006), six with his original club and one in the Seattle Mariners organization. All of his major league time came with the White Sox when he pitched in 70 games (64 starts) over the 2001-04 seasons. In 2001, Dan finished with a 2.82 ERA, good for third-best in the Southern League.

Upon retiring as a player, Dan worked as an area scout for the Mariners for four years (2006-09).

Dan was born in Longview, Texas, and makes his current residence in Cave Springs, Ark., with his wife, Robin, and their son, Drew.



### **GEOFF MILLER** Mental Skills Coach

Geoff Miller was hired as the Phillies' mental skills coach on September 16, 2016. In his role, he is a resource to major league players and staff, is involved in player development at each level in the minor leagues, and assists the scouting department with psychological evaluations of potential draft selections.

Prior to joining the Phillies, Geoff had a 15-year career (2001-16) as a founding partner at Winning Mind, LLC, a San Diego-based consulting firm specializing in performance under pressure and working in corporate, sport and military environments. While a partner at Winning Mind, Geoff managed sport programs and conducted corporate coaching programs and talent development using applications and tangible lessons from the sports world. He has provided mental skills coaching services to the Pittsburgh Pirates (2005-09), Washington Nationals (2010), Atlanta Braves (2010-14) and Los Angeles Angels (2015-16). In 2012, he authored *Intangibles: Big-League Stories and Strategies for Winning the Mental Game – in Baseball and in Life* and in 2016 he published a Spanish translation of *Intangibles*, making it the first baseball psychology book to be published in Spanish.

In addition to his work in Major League Baseball, Geoff was a resource to player agents and amateur athletes in all sports as well as to corporations. He has consulted with such corporate clients as Pandora, MetLife, Chick-fil-A and Genesys. He has lectured to a diverse mix of audiences, including Leaders in Sport, the SABR Analytics Conference, the American Baseball Coaches Association, the Golf Coaches Association of America and the USMC Wounded Warrior Regiment. He has led intensive academic skills training programs for NCAA football players, headed up golf psychology duties at Okemo Valley Golf Academy in Ludlow, Vt., and has developed programs for retired athletes transitioning into new careers as well as for teaching young athletes how to become role models in their communities.

Geoff received his Bachelor of Arts in psychology from UC Riverside and earned a master's degree in sport psychology from San Diego State University. He lives in the Philadelphia suburbs with his wife, Kerrith, and their two boys, Gray and Penn. Geoff's younger brother, Andrew, is the executive vice president of business operations for the Toronto Blue Jays.

## BASEBALL PERSONNEL



### DICKIE NOLES

#### Employee Assistance Professional

The 2018 season marks Dickie's 27th in his current role after rejoining the Phillies organization on April 1, 1992.

Dickie pitched for parts of 11 major league seasons with the Phillies (1979-81; 1990), Cubs (1982-84; 1987), Rangers (1984-85), Indians (1986), Tigers (1987) and Orioles (1988) and finished his career at 36-53 with 11 saves and a 4.56 ERA in 277 games (96 starts). Selected by the Phillies in the fourth round of the 1975 draft, Dickie was a member of the 1980 World Champions, pitching in relief.

Nationally recognized as a substance prevention and motivational speaker, Dickie works extensively in the Phillies minor league system educating young players on the dangers of alcohol and other drugs. He is a member of both the National Association of Alcoholism and Drug Abuse Counselors (NAADAC) and the New Jersey Association of Alcoholism Drug Abuse Counselors (NJAADAC) and formerly served on the board of governors at the Keystone Drug and Alcohol Treatment Center. In 1989, Dickie won the Texas Rangers Community Service Award and in 1992 he was honored as the International Christian Athlete of the Year. Other awards he has won include the Humanitarian of the Year by the Sunshine Foundation in 1997 and the Humanitarian Award from the Philadelphia Sports Writers Association in 2010.

Dickie was born in Charlotte, N.C., and currently resides in Aston, Pa. He has one daughter, Brittany, and twin sons, Christopher and Nicholas.



### MIKE SCHMIDT

#### Special Instructor

Arguably the greatest third baseman to ever play in the major leagues – and the greatest player in Phillies history – Mike Schmidt began serving as a special instructor for the Phillies in 2002.

Following his 18-year playing career (1972-89), spent entirely with the Phillies, Mike was elected to the National Baseball Hall of Fame in 1995 with 96.5% of the votes, becoming the 26th player elected on the first ballot. He led the National League in home runs a record eight times; RBI, four times; slugging percentage, five times; and on-base percentage and total bases, three times. When he retired, Mike was ranked seventh on MLB's all-time home run list (548) and will enter the 2018 season ranked 16th, with Adrian Beltre and Miguel Cabrera the closest active players (T-35th all-time with 462 homers). Mike holds the career record for a third baseman in home runs (509) and set the major league record for homers in a season by a third baseman with 48 in 1980, which was broken in 2007 by Alex Rodriguez (52).

A 12-time NL All-Star during his career, Mike won three NL MVP Awards (1980, 1981 & 1986), six Silver Slugger Awards and 10 Gold Gloves, while also being named the MVP of the 1980 World Series.

In 2014, Mike began working as a broadcaster on Phillies telecasts during home Sunday games, a role that expanded in 2015 to include Saturdays as well. He spent the 1990 season as a Phillies broadcaster and, in 2004, managed single-A Clearwater, his first stint as a full-time manager or coach at any level, leading the club to a 55-81 record. In 2009, he served as third base coach for Team USA in the World Baseball Classic.

Mike was born in Dayton, Ohio, and currently lives in Jupiter, Fla., with his wife, Donna.





## CLUBHOUSE PERSONNEL



### **PHIL SHERIDAN** Manager, Clubhouse Services

A 1992 graduate of Notre Dame University, Phil Sheridan began with the Phillies right out of college. He spent six seasons (1992-97) in the home clubhouse before becoming an assistant in the visiting clubhouse for one year (1998). He returned to the home side as an assistant in 1999 and spent 10 seasons (2007-16) as manager, home clubhouse before being named to his current position in January of 2017.

At Notre Dame, Phil was senior student equipment manager on scholarship and during his stay, the Fighting Irish participated in two Orange Bowls (1990 and 1991) and the Sugar Bowl (1992). He remains a member of the school's Monogram Club.

Born in Philadelphia, Pa., Phil lives in Springfield, Pa., with his wife Jenn. He has four sons, Luke Thomas, Dylan Charles, Connor James and Grady Philip, and three daughters, Samantha Marie, Mackenzie Lynn and Ryan Elizabeth. Phil is a 1988 graduate of Malvern Prep.



### **DAN O'ROURKE** Manager, Equipment and Umpire Services

Dan O'Rourke returned to the Phillies organization in 2001, making 2018 his 18th season in the clubhouse (he previously worked for the Phillies as a batboy and clubhouse attendant from 1985-90). He served as assistant clubhouse manager before being named to his current position in 2007.

Prior to rejoining the Phillies, Dan spent 10 years as assistant clubhouse manager for the Houston Astros. During his time with Houston, he was a member of the Phillies' 1996 All-Star Game clubhouse staff.

Dan was born in Philadelphia, Pa. He and his wife Lisa live in Cherry Hill, N.J. They have two daughters, Darby Ann and Megan Ruth, and one son, Daniel Thomas. Dan is a 1984 graduate of Northeast High School.



### **KEVIN STEINHOOR** Manager, Visiting Clubhouse

The 2018 season is Kevin Steinhour's 38th year in professional baseball and his 30th with the Phillies. He began his career helping out in the clubhouse and as batboy, from 1981-87, for single-A Springfield in the Cardinals organization before serving as equipment manager for triple-A Louisville during the 1988 and 1989 seasons.

Kevin joined the Phillies in September of 1989 as the assistant equipment manager. In 1992, he was made the visiting clubhouse manager, a position he has held since. In 2007, Kevin was named the Visiting Clubhouse Manager of the Year as voted by the MLB equipment managers and visiting clubhouse managers.

Kevin was born in Springfield, Ill. He and his wife Tina live in Tabernacle, N.J. They have two daughters, Kylie Rae and Brooke Alexa, and two sons, Jake Richard and Brett Andrew. Kevin is a 1986 graduate of Springfield-Lanphier High School, the same school that produced Phillies Hall of Famer Robin Roberts.

## MEDICAL PERSONNEL



**SCOTT SHERIDAN**  
Head Athletic Trainer

Scott Sheridan was named the Phillies' head athletic trainer on October 20, 2006. The 2018 season is his 16th with the Phillies and 12th as a major league athletic trainer. Previously, Scott was the coordinator of rehabilitation and minor league athletic trainers for the Phillies for four years (2003-06).

A graduate of West Chester University and Neumann College, Scott earned his bachelor's degree in athletic training from West Chester in 1991 and a master's degree in physical therapy from Neumann in 1998, and is a certified member of the National Athletic Trainers Association (1991) and American Physical Therapy Association (1998). In 2005, he attained certified strength and conditioning credentials from the National Strength and Conditioning Association. Before joining the Phillies, Scott

worked for 11 years as a staff physical therapist/athletic trainer at Chester County Orthopedic and Sports Physical Therapy (Physiotherapy Associates) in West Chester, Pa., and served as adjunct faculty at Neumann for three years, teaching an elective orthopedics class. He also served as a physical therapy consultant to Independence Blue Cross/Blue Shield. The first game Scott worked in the major leagues (as a "call-up") was Kevin Millwood's no-hitter, April 27, 2003, against the Giants at Veterans Stadium.

Scott currently serves on the Professional Baseball Athletic Trainers Society's Electronic Medical Records and Medical Advisory Committees. He and his staff were the recipients of the 2009 Dick Martin Award, given to the best athletic training staff in baseball by *Baseball Prospectus*.

Scott was born in Seaford, Del. He and his wife Deborah live in West Chester, Pa. They have one son, Scott Michael, and one daughter, Emilee Lynn.

### PHILLIES ATHLETIC TRAINERS

1941-45	Leo Miller
1946-47	Dusty Cooke
1948-62	Frank Wiechec
1963-68	Joe Liscio
1969-80	Don Seger
1981-2006	Jeff Cooper
2007-present	Scott Sheridan



**SHAWN FCASNI**  
Assistant Athletic Trainer

Shawn Fcasni joined the Phillies' major league training staff in November of 2011 after spending the previous 11 years (2001-11) in the organization's player development system. The 2018 season is his seventh on the major league training staff.

Prior to being named to his current position, Shawn spent four years (2008-11) as the Phillies minor league conditioning coordinator and had been promoted to the club's minor league athletic training and rehabilitation coordinator at the end of the 2011 season. He worked as the athletic trainer for the Phillies' minor league affiliates in Ottawa (AAA) in 2007 and Reading (AA) in 2006 and in the same capacity for the Peoria Saguaros in the 2006 Arizona Fall League. He began his Phillies career as an intern athletic trainer, first with the Phillies in 2001 and then the Gulf Coast League Phillies (R) in 2002.

Shawn earned his bachelor's degree in athletic training from West Chester University and his master's degree from Nova Southeastern University. He holds certifications as a Certified Strength and Conditioning Specialist (National Strength and Conditioning Association), Performance Enhancement Specialist and a Corrective Exercise Specialist (National Academy of Sports Medicine).

Shawn was born in Point Pleasant, N.J., and currently resides in Sewell, N.J., with his wife Shannon and their two children, Brandon and Alyssa.



**CHRIS MUDD**  
Assistant Athletic Trainer

Following 11 years in the Phillies player development system, Chris joined the major league athletic training staff prior to the 2015 season.

Chris spent three years (2012-14) with Lehigh Valley (AAA) and four years (2008-11) with Reading (AA). During that time, he was named to the Eastern League All-Star training staff in 2010, while also spending his offseasons as the athletic trainer for the Mesa Solar Sox of the Arizona Fall League (2008) and Yaquis de Obregon of the Mexican Pacific League (2009). Chris was the athletic trainer for the South Atlantic League Champion Lakewood BlueClaws and Florida State League Champion Clearwater Threshers in 2006 and 2007, respectively. Before joining the Phillies in 2004, he interned with the

Rangers, White Sox and Braves.

A 2000 graduate of Western Kentucky University with his bachelor's degree in exercise science, Chris is also a 2002 graduate of the University of Alabama with his master's degree in sports medicine healthcare.

Chris was born in Leitchfield, Ky., and currently resides in Elizabethtown, Ky., with his wife Carol and their twin sons, Jonah and Jacob.

## MEDICAL PERSONNEL



### **PAUL FOURNIER** **Strength & Conditioning Coach**

Paul was named to his current position on September 30, 2013, after serving in the same capacity in the Phillies player development system for two years (2012-13). In 2014, he was named to the National League All-Star training staff.

Prior to joining the Phillies, Paul spent nine years (2003-11) with the Florida Marlins as the major league strength & conditioning coordinator and six years with the Montreal Expos as the coordinator of athletic training and conditioning for all minor league players. He also oversaw rehabilitation programs for both major and minor league players while with Montreal. From 1995-96, Paul served as the trainer for the West Palm Beach Expos (A). In 1999, Paul was named the winner of the John McHale

Award, which used to be given annually to those in the Montreal organization who were recognized as the top performers in player development. He is a 1993 graduate of Northeastern University and a 2017 inductee into the Newfound Memorial High School Hall of Fame.

At the 2017 Winter Meetings, Paul was bestowed with Emeritus-level status as a registered strength and conditioning coach by the National Strength and Conditioning Association.

Paul was born in Nova Scotia and lives in Clearwater, Fla., with his wife Elise and their three daughters, Hannah, Jayna and Gracia.



### **DONG LIEN** **Assistant Strength & Conditioning Coach**

Dong rejoined the Phillies major league athletic training staff after four years as the strength and conditioning coach for triple-A Lehigh Valley.

The 2018 season is Dong's 14th with the Phillies. He spent his first two years as the strength and conditioning coach for single-A Clearwater (2005) and single-A Batavia (2006) before being promoted to minor league conditioning coordinator, overseeing the entire system. In 2008, he was named to the major league staff as the strength and conditioning coordinator, a role he held through the 2013 season.

A 2003 graduate of the University of Manitoba, Dong earned his BESS degree in athletic therapy and worked as a student athletic therapist with the Winnipeg Goldeyes of the independent Northern League. His certifications include Master's of Science (MSc), certified athletic trainer (ATC), registered strength & conditioning coach with distinction (RSCC\*D) and certified strength & conditioning specialist (CSCS).

Dong was born in Indonesia and currently resides in Pensburg, Pa., with his wife Tara and their daughter Ryley.



### **JOE RAUCH** **Minor League Athletic Training and Rehabilitation Coordinator**

Joe was hired by the Phillies in January of 2015. Before being hired, he had worked for NovaCare Rehabilitation in Philadelphia and was the physical therapist for LaSalle University Athletics.

Prior to coming to Philadelphia, Joe spent five years at the University of Cincinnati, most recently as the trainer for the athletics department and director of rehabilitation for the Bearcats' football, basketball and baseball teams.

Joe is a 2005 graduate of the University of Pittsburgh with a BS in rehabilitation science and a concentration in athletic training. In 2009, he received his DPT from Widener University in Chester, Pa. He completed a student rotation at Champion Sports Medicine in Birmingham, Ala., and was then accepted into the NovaCare/University of Cincinnati Sports Physical Therapy Residency Program, which he completed in 2010. In 2014, he became a Board Certified Sports Physical Therapist.

Joe has been published multiple times and has spoken at various continuing education meetings including APTA CSM and ASMI Baseball Course. Born in Columbus, Ohio, he currently resides in Clearwater, Fla.



### **FUREY LEVA** **Minor League Strength & Conditioning Coordinator**

A Philadelphia native, Furey joined the Phillies in January of 2017 after four years as a member of the Pittsburgh Pirates player development staff.

Furey worked as a strength coach at four minor league stops for the Pirates: Indianapolis (AAA), Altoona (AA), Bradenton (A) and Jamestown (A). At the amateur level, he spent one year (2013) as the assistant strength coach for Temple University football and two years (2012-13) as the head baseball strength coach for North Penn High School.

Furey earned his Bachelor of Science degree from Temple and currently lives in Palm Harbor, Fla.

## MEDICAL PERSONNEL



**DR. MICHAEL CICCOTTI**  
Director of Medical Services

The 2018 season is Dr. Ciccotti's 20th with the Phillies. He is a graduate of the College of the Holy Cross in Worcester, Mass., and Georgetown University School of Medicine in Washington, D.C.

Dr. Ciccotti completed an orthopaedic residency training at Thomas Jefferson University Hospital followed by a fellowship in sports medicine at the Kerlan-Jobe Sports Clinic in Los Angeles, Calif. While in LA, he served as team physician assistant for all the Los Angeles professional sports teams and the University of Southern California athletic program.

He returned to the Rothman Institute and Thomas Jefferson University where he is the Everett J. and Marian Gordon professor of orthopaedic surgery, the director of the sports medicine fellowship program and chief of the division of sports medicine. Dr. Ciccotti has served as orthopaedic consultant for the U.S. women's national soccer team, Philadelphia Flyers and Philadelphia Eagles. He is recognized by the Pennsylvania Orthopaedic Society, Eastern Orthopaedic Society, American Academy of Orthopaedic Surgeons and American Orthopaedic Society for Sports Medicine for his contributions to orthopaedic research and sports medicine. He has been program chairman and executive board member of the American Orthopaedic Society of Sports Medicine and has served as the president of the Major League Baseball Team Physicians Association. He has been named as one of the Top Doctors in Philadelphia as well as one of the Best Doctors in America. In addition to the Phillies, Dr. Ciccotti also currently serves as head team physician for St. Joseph's University and senior orthopaedic consultant for the Philadelphia 76ers.

At the 2016 Winter Meetings, Dr. Ciccotti was presented with the Professional Baseball Athletic Trainers Society (PBATS) 20-year service award.

Dr. Ciccotti was born in Scranton, Pa. He and his wife Patricia live in Haverford, Pa., with their four children: Michael, Matthew, Emily and Caroline.



**DR. STEVEN COHEN**  
Head Team Physician

The 2018 season is Dr. Cohen's 12th with the Phillies and third as head team physician. He is a graduate of both Columbia University in New York City and the Robert Wood Johnson Medical School at the University of Medicine and Dentistry of New Jersey. Dr. Cohen completed his orthopaedic residency training at the University of Virginia Health Center followed by a fellowship in sports medicine at the University of Pittsburgh Medical Center. While in Pittsburgh, he assisted in the care of the NFL's Pittsburgh Steelers, the NHL's Pittsburgh Penguins, the University of Pittsburgh and Duquesne University. He returned locally to the Rothman Institute and Thomas Jefferson University, where he is an orthopaedic sports medicine specialist and serves as a professor of orthopaedic surgery

and co-director of the sports medicine research program. He was named as a Top Doctor Rising Star by *Philadelphia Magazine* in 2009 and a Top Doctor by *Main Line Today* magazine.

In addition to the Phillies, Dr. Cohen also currently serves as the team orthopedist for the Philadelphia Flyers and team physician for St. Joseph's University, Immaculata University, Neumann University, Penncrest High School, Strath Haven High School and as the medical director of the Philadelphia Marathon.

Dr. Cohen was born in Philadelphia and attended Cherry Hill West High School. He and his wife Kathleen live in Media, Pa., with their three children, Alexa, William and Tyler.



**DR. MARC HARWOOD**  
Team Physician

Dr. Harwood graduated summa cum laude from Temple University, while earning his undergraduate BS degree in chemistry. He received his Doctor of Medicine from Temple University School of Medicine, where he was elected to the Alpha Omega Alpha Medical Honor Society and completed his residency and a primary care sports medicine fellowship at Thomas Jefferson University Hospital. Dr. Harwood is currently an associate professor in the department of family and community medicine and the department of orthopaedic surgery at the Sidney Kimmel Medical College at Thomas Jefferson University. He also serves as the director of the non-operative sports medicine service at the Rothman Institute.

In addition to his work with the Phillies, Dr. Harwood currently serves as a sports medicine consultant to the Pennsylvania Ballet, BalletX, Rock School for Dance Education and University of the Arts. He also serves as a consultant to Athletes and the Arts, a collaborative initiative that seeks to provide healthcare resources to meet the unique needs of performing artists.

Dr. Harwood is a member of the American Academy of Family Physicians, American Medical Society of Sports Medicine, American College of Sports Medicine, Performing Arts Medicine Association and International Association for Dance Medicine & Science. He is a diplomate of the American Board of Family Medicine and maintains specialty certification in sports medicine.

Born in Philadelphia, Pa., Dr. Harwood lives in Wynnewood, Pa., with his wife Lisa and their two children, Simon and Talia.

## MEDICAL PERSONNEL



### DR. ROBERT FREDERICK

#### Team Physician

Dr. Frederick has worked with Dr. Ciccotti and the medical staff of the Phillies for the past 19 years. He is a graduate of Colgate University in Hamilton, N.Y., and Rush Medical College in Chicago, Ill. Dr. Frederick completed his orthopaedic surgery residency training at the University Hospital of Cleveland and Case Western University followed by a fellowship in arthroscopy and sports medicine at the Massachusetts General Hospital and Harvard University in Boston. During his fellowship, he served as an assistant team physician for the NFL's New England Patriots and the NHL's Boston Bruins.

Prior to joining the Rothman Institute in Philadelphia, Dr. Frederick was director of sports medicine at Emory University in Atlanta. During the 1996 Olympic Games in Atlanta, he served as director of athlete care for gymnastics and also provided care for the marathon and various track and field events. Dr. Frederick was also one of seven physicians providing care for the U.S. athletes competing in the 2004 Summer Olympics in Athens, Greece. He was head physician for the men's and women's gymnastics teams, and also provided care for women's softball, weight lifting, judo, marathon and track and field.

At the Rothman Institute and Thomas Jefferson University, Dr. Frederick serves as an assistant professor of orthopaedic surgery and associate director of sports medicine. He remains a consultant for USA Women's Gymnastics and also serves as head team physician for St. Joseph's University and Harriton High School and assistant team physician for the Philadelphia Flyers and Neumann University, in addition to providing care for many local high schools. He is a member of the American Academy of Orthopaedic Surgeons and the American Orthopaedic Society of Sports Medicine, and remains involved in sports research at the Rothman Institute.

Dr. Frederick and his wife Janet live in Villanova, Pa., with their two children, Nicole and Andrew.



### DR. JEREMY CLOSE

#### Team Physician

Dr. Close joined the medical staff of the Phillies prior to the 2015 season. He is a graduate of Colorado College in Colorado Springs, Colo., and Jefferson Medical College in Philadelphia. Dr. Close completed his family medicine residency training at Thomas Jefferson University in Philadelphia, Pa., followed by a fellowship in primary care sports medicine.

At Thomas Jefferson University, Dr. Close serves as an assistant professor of family medicine and director of the primary care sports medicine fellowship. He is a consultant for the Rock School and University of the Arts and is the vice president of the Athlete Health Organization, which provides free comprehensive sports physicals to underserved student athletes. He is also a member of the American

Academy of Family Physicians, American Medical Society of Sports Medicine and the American College of Sports Medicine and remains involved in sports research and writing.

Dr. Close was born in Aspen, Colo. He and his wife Kristine live in Haddonfield, N.J., with their two children, Colin and Kate.



### DR. DAVID RUBENSTEIN

#### Orthopaedic Surgeon

The 2018 season is the third for Dr. Rubenstein as the Phillies' orthopaedic surgeon. He attended college at the University of Pennsylvania followed by medical school at Temple University School of Medicine and an orthopaedic residency at Albert Einstein Medical Center. He completed his sports medicine fellowship at the Kerlan-Jobe Sports Medicine Clinic in Los Angeles during which time he worked with all four major Los Angeles sports teams, the Dodgers, Rams, Kings and Lakers.

Dr. Rubenstein returned to Philadelphia where he has been practicing orthopaedic sports medicine for more than two decades. He previously served as an orthopaedic team physician for the Philadelphia 76ers, Philadelphia Soul, Philadelphia Wings, Philadelphia Barrage, WWE wrestling, the ESPN X-Games and the Advanta professional tennis tournament. He currently serves as the head team physician for the Soul, the Philadelphia Freedom tennis team and the Aston Rebels hockey team. Dr. Rubenstein is the head of sports medicine at the Haverford School, Shipley School and Friends Central School and works as the associate director of the Thomas Jefferson University Sports Medicine Fellowship and the head of sports medicine at Lankenau Hospital.

Dr. Rubenstein was born in Philadelphia and currently resides in Bryn Mawr, Pa., with his wife Renee. His daughter Robyn is a medical student at Thomas Jefferson University Medical School and his son Daniel attends Wesleyan University, where he is captain of the soccer team.

## CLUB AMBASSADORS



### DICK ALLEN

Dick Allen is one of the all-time great players in Phillies history after being signed by the team in 1960 to his first professional contract. He spent nine of his 15 major league seasons (1963-77) with the Phillies and won Rookie of the Year honors in 1964. Dick joined the Phillies' front office in 1994 as a fan representative.

A seven-time All-Star (1965-67; 1970; 1972-74), Dick played nearly every position on the field during his career but is widely known as a first and third baseman. In addition to his time with the Phillies (1963-69; 1975-76), he donned a major league uniform for the St. Louis Cardinals (1970), Los Angeles Dodgers (1971), Chicago White Sox (1972-74) and Oakland A's (1977).

One of the premier sluggers of his era, Dick had the fifth-most home runs (319) among all major league players over an 11-year span (1964-74) behind four Hall of Famers: Hank Aaron (391), Harmon Killebrew (336), Willie Stargell (335) and Willie McCovey (327). Also during that time, his combined .940 OPS was second-best, trailing only Aaron by one percentage point (.941). Dick twice led the American League in home runs, including the 1972 season when he was named MVP after hitting .308 with 37 home runs, 113 RBI, 99 walks, a .420 on-base percentage and a 1.023 OPS. His only postseason appearance came in 1976 when he made three starts for the Phillies in the National League Championship Series.

Dick was inducted into the Phillies Wall of Fame in 1994. In 1,070 games with the club, he batted .290 with 204 doubles, 204 home runs, 655 RBI, 517 walks, a .371 on-base percentage and a .902 OPS. He ranks second in Phillies history with a .530 slugging percentage and 10th in home runs.

Dick was born and still maintains a residence in Wampum, Pa., with his wife Willa.



### GARY MATTHEWS

One of the most memorable personalities in Phillies history, Gary Matthews – known simply as “The Sarge” – was named a club ambassador following the 2013 season. In his role, Gary works with the community outreach department in charitable endeavors, as well as visiting suites at Citizens Bank Park during games and attending sponsorship events.

Before being named to his current position, Gary spent seven seasons as a color analyst for Phillies broadcasts. His previous broadcasting experience included two seasons as a radio broadcaster for the Toronto Blue Jays (2000-01) and serving as a baseball analyst on Headline Sports Television, a Canadian cable network based in Toronto.

The former outfielder played 16 seasons in the majors, including three with the Phillies (1981-83). He was the Most Valuable Player of the 1983 National League Championship Series when the Phillies defeated the Los Angeles Dodgers to advance to the World Series. He also played for the San Francisco Giants (1972-76), Atlanta Braves (1977-80), Chicago Cubs (1984-87) and finished his playing career with the Seattle Mariners in 1987. For his career, Gary hit .281 with 234 home runs, 978 RBI and 183 stolen bases in 2,033 games.

Gary won the National League Rookie of the Year Award in 1973 and was a member of the 1979 NL All-Star team. He appeared in the NL Division Series with the Phillies in 1981, the NLCS and World Series with the Phillies in 1983 and the NLCS with the Cubs in 1984.

Following his playing career, Gary worked in private industry before joining the Cubs organization as a minor league hitting instructor (1995-97). He spent seven seasons as a major league coach: Toronto Blue Jays hitting coach, 1998-99; Milwaukee Brewers hitting coach, 2000; and Cubs hitting coach, 2003-04, and first base coach, 2005-06.

Gary was drafted out of San Fernando High School in June 1968, the 17th player selected overall. His son, Gary Jr., played in the majors with seven different teams.

Born in San Fernando, Calif., Gary lives in Chicago, Ill. He has five children, Gary Jr., Delvon, Dustin, Dannon and Paige, and one grandson, Denver.



### MICKEY MORANDINI

Mickey Morandini is in his first year as a club ambassador with the Phillies. He had spent the previous two years with the team as first base coach and baserunning instructor.

Prior to joining the major league staff, Mickey spent five years in the Phillies minor league system as a coach for triple-A Lehigh Valley and double-A Reading and manager for single-A Lakewood and single-A Williamsport. He also spent four years as head coach for the Valparaiso High School varsity baseball team.

A 1995 National League All-Star, Mickey played nine of his 11 major league seasons with the Phillies and was a member of the 1993 NL Champions. He ranks fourth in Phillies history in most games played at second base (926) and was the recipient of the Paul Owens Award in 1989 as the best player in the Phillies minor league system. Mickey was originally selected by the Phillies in the fifth round of the 1988 draft out of Indiana University.

Born in Leechburg, Pa., Mickey and his wife Peg currently live in Glen Mills, Pa., with their three sons, Jordan, Griffin and Michael.



## NATIONAL BASEBALL HALL OF FAME AND MUSEUM

25 Main Street, Cooperstown, New York 13326  
Phone: (607) 547-7200 Fax: (607) 547-2044  
Public Relations: (607) 547-0215  
E-mail address: [info@baseballhall.org](mailto:info@baseballhall.org)  
Website: [baseballhall.org](http://baseballhall.org)

Summer Hours: Memorial Day Weekend - Labor Day Weekend: 9 a.m. to 9 p.m.  
Regular Hours: 9 a.m. to 5 p.m.  
Holiday Closings: Thanksgiving Day, Christmas Day, and New Year's Day.

**DIRECTORY:** Jane Forbes Clark (Chairman), Joe Morgan (Vice Chairman), Jeff Idelson (President), Jeff Jones (Senior Vice President of Finance and Administration), Sean Gahagan (Vice President, Retail Merchandising & Licensing), Erik Strohl (Vice President, Exhibitions and Collections), Ken Meifert (Vice President, Sponsorship & Development)  
**RESEARCH AND LIBRARY CONTACTS:** Jim Gates (Librarian)  
**PR CONTACTS:** Jon Shestakofsky (Vice President, Communications & Education) and Craig Muder (Communications Director)

### HALL OF FAME WEEKEND 2018: July 27-30

**Class of 2018:** Vladimir Guerrero, Trevor Hoffman, Chipper Jones, Jack Morris, Jim Thome, Alan Trammell  
**Awards:** Sat, July 28, 4:30 p.m. ET, Doubleday Field  
**Induction:** Sun, July 29, 1:30 p.m. ET, Clark Sports Center

### HALL OF FAME CLASSIC 2018: May 25-27

Legends Game and Special Events  
**Game:** Sat, May 26, Doubleday Field  
For more information, visit [baseballhall.org](http://baseballhall.org)

### PHILLIES IN THE HALL OF FAME

A total of 38 players, managers and executives, including 2018 electee Jim Thome, in the Hall of Fame spent some of their professional careers with the Philadelphia Phillies. Thome played for the Phillies from 2003-05 and in 2012. Eleven of those 37 spent the majority of their careers in a Phillies uniform, including Grover Cleveland Alexander, Richie Ashburn, Dave Bancroft, Steve Carlton, Ed Delahanty, Billy Hamilton, Chuck Klein, Robin Roberts, Mike Schmidt, Sam Thompson and Harry Wright. For a complete list of Phillies in the Hall of Fame, visit the "Hall of Famers" team pages at [www.baseballhall.org](http://www.baseballhall.org).

### NOTABLE PHILLIES ARTIFACTS IN COOPERSTOWN

- Game-used ball and a cap worn by Cole Hamels on July 25, 2015 when he threw a no-hitter in his final start for the Phillies.
- Cap worn by Cole Hamels, a game-used baseball and manager Ryne Sandberg's lineup card from when four pitchers combined to throw a no-hitter on Sept. 1, 2014.
- Cap worn by Wilson Valdez on May 26, 2011 during his 19th-inning relief win after playing the first 18 innings at second base, becoming the first player to start a game and earn the win since Babe Ruth in 1921.
- Game ball and a jersey worn by Roy Halladay during his NLDS no-hitter on Oct. 6, 2010.
- Cap worn by Roy Halladay when he threw the 20th perfect game in major league history on May 29, 2010 against the Marlins and a game ball.
- Cap worn by Game One starter Cliff Lee during the 2009 World Series.
- Bat used by Chase Utley in the 2009 World Series when he tied Hall of Famer Reggie Jackson's mark for home runs in a single World Series.
- Jersey worn by 2008 World Series MVP Cole Hamels during the deciding Game Five.
- Bat used by Ryan Howard to hit two home runs during Game Four of the 2008 World Series.
- Helmet used by Carlos Ruiz from his home run and his game-winning hit in Game Three of the 2008 World Series.
- Spikes worn by Jimmy Rollins on the final day of the 2007 season, in which he became the fourth player in MLB history to hit 20 doubles, triples and home runs with 20 steals.
- Jersey worn by Jim Thome when he hit his 400<sup>th</sup> career home run on June 14, 2004.
- Phillies Phanatic costume donated in 2002 to mark the 25<sup>th</sup> anniversary of the mascot.
- Cap worn by Curt Schilling to record his 319<sup>th</sup> K in 1997, a post-1900 NL mark for righties.
- Cap, jersey and pants worn by Mike Schmidt to hit his 500<sup>th</sup> home run on April 18, 1987.
- Ball thrown by Steve Carlton to record career strikeout No. 3,521 on June 7, 1983.
- Jim Bunning autographed ticket stub from his perfect game on Father's Day June 21, 1964.



Artifacts from Phillies' combined no-hitter on Sept. 1, 2014.

### A LOOK AHEAD TO 2019

Ballots for the 2019 Hall of Fame/BBWAA election will be distributed following the 2018 season with results from the voting scheduled to be announced in January 2019. A partial list of first-year candidates for election includes: Roy Halladay, Todd Helton, Andy Pettitte and Mariano Rivera. Historical information on past BBWAA elections and the election process can be accessed at [www.baseballhall.org](http://www.baseballhall.org) or by contacting the Hall of Fame Communications department.

### CONNECT TO COOPERSTOWN

- For up-to-the-minute news from Cooperstown, visit at [www.baseballhall.org](http://www.baseballhall.org). Stay up-to-date on all the activity at the Hall of Fame's official site and through social networking on Facebook, Instagram, Twitter and YouTube.
- If you would like to receive interesting stories and timely news items direct from the Hall of Fame and get the inside track on the latest happenings in Cooperstown, sign up for *Inside Pitch*. There's no cost to receive our weekly electronic newsletter in your e-mail box at home or work and it's easy to enroll. Just log on to [www.baseballhall.org/support](http://www.baseballhall.org/support).
- If you have an interest in receiving *Around The Horn*, the Hall's monthly media newsletter, please send an e-mail to [info@baseballhall.org](mailto:info@baseballhall.org). Be sure to include your name, name of organization and e-mail address. Or visit [www.baseballhall.org/media-info](http://www.baseballhall.org/media-info).

### RESEARCH ASSISTANCE

The Hall of Fame is pleased to provide assistance in baseball research and members of the media are encouraged to utilize this valuable baseball resource whenever necessary by calling the Public Relations department at (607) 547-0215, or the Library Reference desk at (607) 547-0330.

## 2018 PHILLIES







## GABE KAPLER

**MANAGER**

**@gabekapler**

**B-T:** R-R

**HT:** 6-2; **WT:** 205

**OPENING DAY AGE:** 42

**BORN:** July 31, 1975, Hollywood, CA

**RESIDES:** Philadelphia, PA

**CONTRACT STATUS:** Signed a three-year contract, 10/30/17, taking him through 2020

### MANAGING/COACHING CAREER

- Named 54th manager in Phillies history on 10/30/17
- Was director of player development for LAD from 2014-16
- Coached for Team Israel in the 2013 World Baseball Classic
- Spent 3 years (2011-13) as a special assignment scout for TB
- In 2007, served as manager of Greenville (A) in BOS organization


### PLAYING CAREER

- Played parts of 12 seasons for 6 teams: DET (1998-99), TEX (2000-02), COL (2003), BOS (2003-06), MIL (2008) and TB (2009-10)
- Selected by DET in the 57th round of the June 1995 draft; signed by Dennis Lieberthal, father of Phillies Wall of Fame catcher Mike Lieberthal
- Named Southern League MVP in 1998 after leading the league in runs (113), hits (176), doubles (47), HR (28), RBI (146), XBH (81) and total bases (319)
- Also named Minor League Player of the Year in 1998 by *USA Today Baseball Weekly* and *The Sporting News*

- Following the 1998 season, was named DET's top minor league prospect by *Baseball America*
- Traded from DET to TEX in a 9-player deal, 11/2/99
- Hit 2 HR on Opening Day, 4/3/03 vs CWS; became the first Ranger in franchise history to homer in each of his first 2 at-bats with the team
- Established a TEX franchise record with a 28-game hitting streak, 7/17-8/15/00
- Named American League Player of the Week, 7/24-30/00
- Traded from TEX to COL, 7/31/02
- Signed with BOS as a minor league free agent, 6/24/03
- Played in 136 games for the 2004 World Series champion Red Sox and led the team in OF assists (6)
- Began the 2005 season in Japan playing for Yomiuri before returning to BOS later that season

### PERSONAL

Gabriel Stefan Kapler... Has two sons, Chase (10/8/99) and Dane (11/3/01)... 1993 graduate of Taft High School (Los Angeles)... Worked as an analyst for FOX Sports 1 in 2013... Attended Cal State Fullerton and Moorpark College (CA).



## GABE KAPLER'S CAREER STATISTICS

YEAR	CLUB	AVG	G	AB	R	H	2B	3B	HR	RBI	SH	SF	HP	BB	SO	SB	CS	OBP	SLG	OPS	E
1995	Jamestown	.288	63	236	38	68	19	4	4	34	0	4	2	23	37	1	2	.351	.453	.804	9
1996	Fayetteville	.300	138	524	81	*157	*45	0	26	99	3	5	7	62	73	14	4	.378	.534	.912	7
1997	Lakeland	.295	137	519	87	513	*40	6	19	87	0	10	5	54	68	8	6	.361	.505	.866	6
1998	Jacksonville	.322	139	547	*113	*176	*47	6	*28	*146	0	11	5	66	93	6	4	.393	.583	.976	5
	DETROIT	.200	7	25	3	5	0	1	0	0	0	0	0	1	4	2	0	.231	.280	.511	0
1999	DETROIT	.245	130	416	60	102	22	4	18	49	4	4	2	42	74	11	5	.315	.447	.762	6
	Toledo	.315	14	54	11	17	6	2	3	14	0	2	0	9	10	0	1	.400	.667	1.067	0
2000	TEXAS	.302	116	444	59	134	32	1	14	66	2	3	0	42	57	8	4	.360	.473	.833	10
	Oklahoma	.333	3	9	3	3	0	0	0	0	0	0	0	3	2	0	0	.500	.333	.833	0
	Tulsa	.583	3	12	3	7	0	0	1	4	0	0	0	1	2	0	0	.615	.833	1.448	0
2001	Tulsa	.333	5	15	2	5	1	0	0	0	0	0	0	6	1	0	1	.524	.400	.924	0
	TEXAS	.267	134	483	77	129	29	1	17	72	2	7	3	61	70	23	6	.348	.437	.785	1
2002	TEXAS	.260	72	196	25	51	12	1	0	17	7	3	0	8	30	5	2	.285	.332	.617	3
	Oklahoma	.471	5	17	6	8	2	0	1	5	0	0	0	3	2	1	0	.550	.765	1.315	0
2003	COLORADO	.224	39	67	10	15	2	0	0	4	0	0	0	8	18	2	0	.307	.254	.561	1
	Colo. Springs	.171	13	35	5	6	2	1	0	2	0	1	1	8	10	4	0	.333	.286	.619	1
	Lowell	.667	1	3	2	2	0	0	0	0	0	0	0	1	0	1	0	.750	.667	1.417	0
	Portland	.333	1	3	1	1	1	0	0	0	0	0	0	0	1	0	0	.333	.667	1.000	0
	BOSTON	.291	68	158	29	46	11	1	4	23	0	0	0	14	23	4	2	.349	.449	.798	6
2004	BOSTON	.272	136	290	51	79	14	1	6	33	1	2	2	15	49	5	4	.311	.390	.701	4
2005	Yomiuri (Japan)	.153	38	111	11	17	1	1	3	6	0	0	0	9	19	2	0	.217	.261	.478	0
	Lowell	.125	2	8	1	1	0	0	0	0	0	0	0	1	3	0	0	.222	.125	.347	0
	Pawtucket	.636	6	22	7	14	3	1	2	6	0	0	0	0	3	0	0	.636	1.136	1.772	0
	BOSTON	.247	36	97	15	24	7	0	1	9	1	1	2	3	15	1	0	.282	.351	.633	0
2006	Portland	.400	3	10	2	4	3	1	0	2	0	0	0	1	2	0	0	.455	.900	1.355	0
	Pawtucket	.200	4	15	0	3	1	0	0	2	0	0	0	1	4	0	0	.250	.267	.517	0
	BOSTON	.254	72	130	21	33	7	0	2	12	0	0	3	14	15	1	1	.340	.354	.694	0
2007	Did not play																				
2008	MILWAUKEE	.301	96	229	36	69	17	2	8	38	1	1	1	13	39	3	1	.340	.498	.838	1
2009	TAMPA BAY	.239	99	205	26	49	15	1	8	32	1	3	0	29	39	5	2	.329	.439	.768	2
2010	TAMPA BAY	.210	59	124	19	26	4	0	2	14	1	1	3	11	24	1	1	.288	.290	.578	0
	Charlotte	.077	4	13	0	1	0	0	0	1	0	0	0	1	3	0	0	.143	.077	.220	0
	<b>Minors Totals</b>	<b>.307</b>	<b>541</b>	<b>2042</b>	<b>362</b>	<b>626</b>	<b>170</b>	<b>21</b>	<b>84</b>	<b>402</b>	<b>3</b>	<b>33</b>	<b>20</b>	<b>240</b>	<b>314</b>	<b>35</b>	<b>18</b>	<b>.379</b>	<b>.534</b>	<b>.913</b>	<b>28</b>
<b>AL</b>	<b>Totals</b>	<b>.264</b>	<b>929</b>	<b>2568</b>	<b>385</b>	<b>678</b>	<b>153</b>	<b>11</b>	<b>72</b>	<b>327</b>	<b>19</b>	<b>24</b>	<b>15</b>	<b>240</b>	<b>400</b>	<b>66</b>	<b>27</b>	<b>.328</b>	<b>.416</b>	<b>.744</b>	<b>32</b>
<b>NL</b>	<b>Totals</b>	<b>.292</b>	<b>175</b>	<b>415</b>	<b>58</b>	<b>121</b>	<b>23</b>	<b>5</b>	<b>10</b>	<b>59</b>	<b>1</b>	<b>2</b>	<b>29</b>	<b>80</b>	<b>11</b>	<b>3</b>	<b>.340</b>	<b>.443</b>	<b>.783</b>	<b>2</b>	
<b>ML</b>	<b>Totals</b>	<b>.268</b>	<b>1104</b>	<b>2983</b>	<b>443</b>	<b>799</b>	<b>176</b>	<b>16</b>	<b>82</b>	<b>386</b>	<b>20</b>	<b>25</b>	<b>17</b>	<b>269</b>	<b>480</b>	<b>77</b>	<b>30</b>	<b>.329</b>	<b>.420</b>	<b>.749</b>	<b>34</b>

\* League leader

## KAPLER'S DIVISION SERIES STATISTICS

YEAR	CLUB, OPP	AVG	G	AB	R	H	2B	3B	HR	RBI	SH	SF	HP	BB	SO	SB	CS	OBP	SLG	OPS	E
2003	BOS, OAK	.000	4	9	0	0	0	0	0	0	0	0	0	0	3	0	0	.000	.000	.000	0
2004	BOS, ANA	.200	2	5	2	1	0	0	0	0	0	0	0	0	0	0	0	.200	.200	.400	0
<b>DS</b>	<b>Totals</b>	<b>.071</b>	<b>6</b>	<b>14</b>	<b>2</b>	<b>1</b>	<b>0</b>	<b>0</b>	<b>0</b>	<b>0</b>	<b>0</b>	<b>0</b>	<b>0</b>	<b>0</b>	<b>3</b>	<b>0</b>	<b>0</b>	<b>.071</b>	<b>.071</b>	<b>.143</b>	<b>0</b>

## KAPLER'S LEAGUE CHAMPIONSHIP SERIES STATISTICS

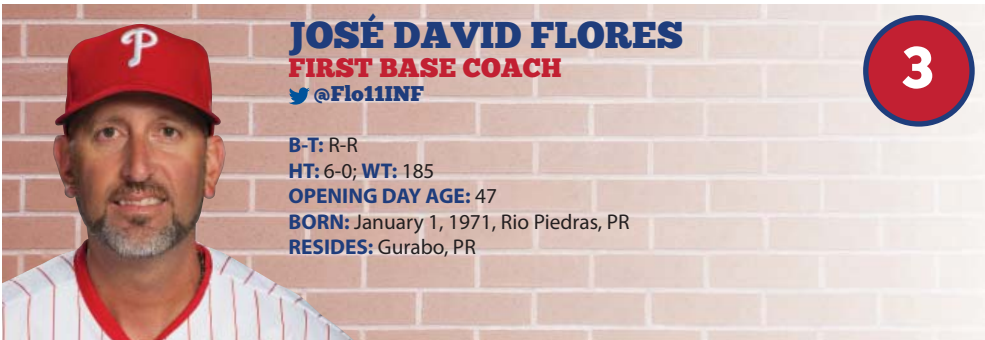
YEAR	CLUB, OPP	AVG	G	AB	R	H	2B	3B	HR	RBI	SH	SF	HP	BB	SO	SB	CS	OBP	SLG	OPS	E
2003	BOS, NYY	.125	3	8	0	1	0	0	0	0	0	0	0	0	3	0	1	.125	.125	.250	0
2004	BOS, NYY	.333	2	3	0	1	0	0	0	0	0	0	0	0	0	0	0	.333	.333	.667	0
<b>LCS</b>	<b>Totals</b>	<b>.182</b>	<b>5</b>	<b>11</b>	<b>0</b>	<b>2</b>	<b>0</b>	<b>0</b>	<b>0</b>	<b>0</b>	<b>0</b>	<b>0</b>	<b>0</b>	<b>0</b>	<b>3</b>	<b>0</b>	<b>1</b>	<b>.182</b>	<b>.182</b>	<b>.364</b>	<b>0</b>

## KAPLER'S WORLD SERIES STATISTICS

YEAR	CLUB, OPP	AVG	G	AB	R	H	2B	3B	HR	RBI	SH	SF	HP	BB	SO	SB	CS	OBP	SLG	OPS	E
2004	BOS, STL	.000	4	2	0	0	0	0	0	0	0	0	0	0	1	0	0	.000	.000	.000	0

## KAPLER'S MANAGERIAL RECORD

YEAR	CLUB	LEAGUE	W-L	POSITION
2007	Greenville	South Atlantic	58-81	7th



**B-T:** R-R  
**HT:** 6-0; **WT:** 185  
**OPENING DAY AGE:** 47  
**BORN:** January 1, 1971, Rio Piedras, PR  
**RESIDES:** Gurabo, PR

### MANAGING/COACHING CAREER

- Named Phillies 1st base coach on 12/14/17, his first ML coaching assignment; also serves as the infield/baserunning instructor
- 2018 marks his 18th year as a coach or manager
- Served as infield coordinator for CHI from 2013-17
- Was a member of the coaching staff for Team Puerto Rico in the 2013 World Baseball Classic
- Managed the Puerto Rico National Baseball Team for 2 seasons from 2011-12
- Spent the 2008 season as manager of the Cleveland Indians Dominican Summer League team
- Managed the Cidra Braves of the Puerto Rico Baseball Federation from 2004-11; won 4 national titles (2005-06; 2008-09) and was named Manager of the Year in 2005

### PLAYING CAREER

- Selected by HOU in the 34th round of the 1989 draft
- Played all 5 years (1990-94) of his professional career in HOU's minor league system

### PERSONAL


José David Flores (pronounced (FLOOR-ez)... Married Luz (Lisa) Rullan (10/11/02); has two daughters: Adrianna (8/19/92) and Allison (3/10/94)... **Hobbies:** Bass fishing and golf.

### JOSÉ DAVID FLORES' CAREER STATISTICS

YEAR	CLUB	AVG	G	AB	R	H	2B	3B	HR	RBI	SH	SF	HP	BB	SO	SB	CS	OBP	SLG	OPS	E
1990	Auburn	.183	42	109	13	20	2	0	0	6	7	0	0	18	16	3	3	.299	.202	.501	9
1991	Asheville	.220	87	223	23	49	7	1	2	16	4	3	2	25	28	3	2	.300	.287	.587	18
1992	Asheville	.267	121	457	54	122	15	2	3	47	1	5	0	53	48	15	6	.340	.328	.668	37
1993	Osceola	.243	124	452	47	110	11	1	0	39	6	4	1	39	64	12	11	.243	.302	.272	37
1994	Jackson	.192	47	99	12	19	3	2	0	7	4	0	0	5	11	3	1	.231	.263	.493	3
<b>Minors Totals</b>		<b>.239</b>	<b>421</b>	<b>1340</b>	<b>149</b>	<b>320</b>	<b>38</b>	<b>6</b>	<b>5</b>	<b>115</b>	<b>22</b>	<b>12</b>	<b>3</b>	<b>140</b>	<b>167</b>	<b>36</b>	<b>23</b>	<b>.310</b>	<b>.287</b>	<b>.597</b>	<b>104</b>

### FLORES' MANAGERIAL RECORD

YEAR	CLUB	LEAGUE	W-L	POSITION
2008	DSL Indians	Dominican Summer	38-32	6th



## JIM GOTT BULLPEN COACH

35

**B-T:** R-R  
**HT:** 6-3; **WT:** 250  
**OPENING DAY AGE:** 58  
**BORN:** August 3, 1959, Hollywood, CA  
**RESIDES:** Marina Del Rey, CA

### COACHING CAREER

- Named Phillies bullpen coach on 11/17/17, his first ML coaching assignment
- Spent the last 8 years with LAA as the minor league pitching coordinator (2013-17) and pitching coach for the Arizona League Angels (2010-12)

### PLAYING CAREER

- Was the first selection in the 1981 Rule 5 Draft by TOR
- Earned his 1st ML win, 5/30/82 at BAL, over future Hall of Famer Jim Palmer in what turned out to be the first game of Hall of Famer Cal Ripken's record-breaking consecutive games played streak
- Pitched parts of 14 seasons in the major leagues with TOR (1982-84), SF (1985-87), PIT (1987-89; 95) and LAD (1990-94)

- Went 56-74 with a 3.87 ERA and 91 saves in 554 career games
- Finished 2nd in the NL and T-5th in the majors in saves (34) with PIT in 1988

### PERSONAL

James William Gott... Married Cathy Fisher (10/25/90); has six children: Jenise (7/13/85), Christian James (3/13/88), Ryan (2/16/90), Tyler (2/16/90), Danny (8/6/93) and Nicholas (1/25/95)... 1977 graduate of San Marino High School (CA), where he played baseball and football... Helped train actor Dennis Quaid for his role as former major league pitcher Jim Morris in the Disney movie, *The Rookie*... **Hobby:** Martial arts.

### JIM GOTT'S CAREER STATISTICS

YEAR	CLUB	W-L	ERA	G	GS	CG	SHO	SV	IP	H	R	ER	HR	HB	BB	SO	WP	BK	AVG
1977	Calgary	3-4	9.55	14	14	0	0	0	65.0	71	82	69	7	0	83	60	11	-	-
1978	Gastonia	9-6	3.97	22	22	4	0	0	145.0	100	67	64	8	0	113	130	13	-	-
	St. Petersburg	1-3	1.29	5	5	2	0	0	28.0	23	9	4	0	0	12	15	1	-	-
1979	Gastonia	5-5	5.61	19	11	1	0	0	77.0	63	57	48	3	0	88	102	21	-	-
	St. Petersburg	0-3	6.50	4	4	0	0	0	18.0	18	13	13	0	0	13	9	0	-	-
	Arkansas	0-1	5.40	2	1	0	0	0	5.0	3	6	3	0	0	13	7	2	-	-
1980	St. Petersburg	5-11	4.60	25	21	4	1	0	137.0	138	96	70	2	0	113	103	13	-	-
1981	Arkansas	5-9	3.44	28	19	4	0	0	131.0	133	68	50	5	0	65	93	16	-	-
1982	TORONTO	5-10	4.43	30	23	1	1	0	136.0	134	76	67	15	3	66	82	8	0	.255
1983	TORONTO	9-14	4.74	34	30	6	1	0	176.2	195	103	93	15	5	68	121	2	0	.280
1984	TORONTO	7-6	4.02	35	12	1	1	2	109.2	93	54	49	7	3	49	73	1	0	.233
1985	SAN FRANCISCO	7-10	3.88	26	26	2	0	0	148.1	144	73	64	10	1	51	78	3	2	.254
1986	SAN FRANCISCO	0-0	7.62	9	2	0	0	1	13.0	16	12	11	0	0	13	9	1	1	.314
	Phoenix	0-0	6.75	2	2	0	0	0	2.2	2	2	2	0	0	3	2	0	-	-
1987	SAN FRANCISCO	1-0	4.50	30	3	0	0	0	56.0	53	32	28	4	2	32	63	3	0	.244
	PITTSBURGH	0-2	1.45	25	0	0	0	13	31.0	28	11	5	0	0	8	27	2	0	.233
1988	PITTSBURGH	6-6	3.49	67	0	0	0	34	77.1	68	30	30	9	2	22	76	1	6	.243
1989	PITTSBURGH	0-0	0.00	1	0	0	0	0	0.2	1	0	0	0	0	1	1	0	0	.333
1990	LOS ANGELES (NL)	3-5	2.90	50	0	0	0	3	62.0	59	27	20	5	0	34	44	4	0	.257
	Bakersfield	0-0	2.77	7	3	0	0	0	13.0	13	5	4	0	0	4	16	2	-	-
1991	LOS ANGELES (NL)	4-3	2.96	55	0	0	0	2	76.0	63	28	25	5	1	32	73	6	3	.223
1992	LOS ANGELES (NL)	3-3	2.45	68	0	0	0	6	88.0	72	27	24	4	1	41	75	9	3	.225
1993	LOS ANGELES (NL)	4-8	2.32	62	0	0	0	25	77.2	71	23	20	6	1	17	67	5	0	.248
1994	LOS ANGELES (NL)	5-3	5.94	37	0	0	0	2	36.1	46	24	24	3	3	20	29	4	0	.322
	Bakersfield	0-0	1.80	3	2	0	0	1	5.0	5	1	1	1	0	0	4	0	0	-
1995	PITTSBURGH	2-4	6.03	25	0	0	0	3	31.1	38	26	21	2	1	12	19	3	0	.288
<b>Minors Totals</b>		<b>28-42</b>	<b>4.71</b>	<b>131</b>	<b>104</b>	<b>15</b>	<b>1</b>	<b>1</b>	<b>627.0</b>	<b>569</b>	<b>406</b>	<b>328</b>	<b>26</b>	<b>0</b>	<b>507</b>	<b>541</b>	<b>79</b>	<b>-</b>	<b>-</b>
<b>AL Totals</b>		<b>21-30</b>	<b>4.45</b>	<b>99</b>	<b>65</b>	<b>8</b>	<b>3</b>	<b>2</b>	<b>422.1</b>	<b>422</b>	<b>233</b>	<b>209</b>	<b>37</b>	<b>11</b>	<b>183</b>	<b>276</b>	<b>11</b>	<b>0</b>	<b>.260</b>
<b>NL Totals</b>		<b>35-44</b>	<b>3.51</b>	<b>455</b>	<b>31</b>	<b>2</b>	<b>0</b>	<b>89</b>	<b>697.2</b>	<b>659</b>	<b>313</b>	<b>272</b>	<b>48</b>	<b>12</b>	<b>283</b>	<b>561</b>	<b>41</b>	<b>15</b>	<b>.250</b>
<b>ML Totals</b>		<b>56-74</b>	<b>3.87</b>	<b>554</b>	<b>96</b>	<b>10</b>	<b>3</b>	<b>91</b>	<b>1120.0</b>	<b>1081</b>	<b>546</b>	<b>481</b>	<b>85</b>	<b>23</b>	<b>466</b>	<b>837</b>	<b>52</b>	<b>15</b>	<b>.254</b>



## PEDRO GUERRERO

### ASSISTANT HITTING COACH

58

**B-T:** R-R  
**HT:** 6-1; **WT:** 177  
**OPENING DAY AGE:** 29  
**BORN:** December 3, 1988, San Pedro de Macoris, DR  
**RESIDES:** Ogden, UT

#### COACHING CAREER

- Named to his current position on 11/22/17, his first ML coaching assignment
- Spent 2 seasons (2016-17) as bench coach for Ogden, the rookie-level affiliate of LAD

#### PLAYING CAREER

- Former infielder who played professionally for 8 seasons (2006-13) in LAD's minor league system
- Originally signed by LAD as an amateur free agent on 7/10/06

#### PERSONAL

Pedro Manuel Guerrero... Married Paola Zelenia Rivas (7/28/10); has three daughters: Jaslene (2/8/08), Leah (7/26/11) and Jaylie (12/20/13)... **Hobbies:** Spending time with family, watching movies with his daughters, jet skiing and woodworking.

#### PEDRO GUERRERO'S CAREER STATISTICS

YEAR	CLUB	AVG	G	AB	R	H	2B	3B	HR	RBI	SH	SF	HP	BB	SO	SB	CS	OBP	SLG	OPS	E
2006	DSL Dodgers	.139	29	101	4	14	4	0	1	6	1	0	1	3	36	3	1	.171	.208	.379	11
2007	DSL Dodgers	.288	56	198	35	57	11	1	1	28	3	2	6	21	33	8	10	.370	.369	.739	14
2008	GCL Dodgers	.263	32	118	17	31	7	0	2	13	2	2	8	33	2	3	.315	.373	.688	12	
2009	Ogden	.259	62	232	36	60	13	1	4	29	1	1	4	9	65	3	1	.297	.375	.672	23
2010	Albuquerque	.500	2	2	0	1	0	0	0	0	0	0	0	0	0	0	0	.500	1.000	0	0
	Great Lakes	.167	13	42	4	7	3	0	0	3	1	0	0	1	13	0	0	.186	.238	.424	2
	Ogden	.230	31	113	20	26	8	1	3	22	1	4	2	7	29	2	3	.278	.398	.676	9
2011	R. Cucamonga	.274	39	117	16	32	6	3	0	4	2	1	0	10	30	2	3	.328	.376	.704	6
2012	R. Cucamonga	.150	7	20	2	3	1	0	0	0	1	0	0	0	7	0	0	.150	.200	.350	3
	Great Lakes	.225	90	293	38	66	15	3	10	42	7	5	5	16	91	7	1	.273	.399	.672	14
2013	Chattanooga	---	1	0	0	0	0	0	0	0	0	0	0	0	0	0	0	---	---	---	0
	R. Cucamonga	.199	49	146	20	29	4	0	2	16	2	1	0	10	47	2	1	.248	.267	.516	16
<b>Minors Totals</b>		<b>.236</b>	<b>411</b>	<b>1382</b>	<b>192</b>	<b>326</b>	<b>72</b>	<b>9</b>	<b>23</b>	<b>163</b>	<b>21</b>	<b>16</b>	<b>20</b>	<b>85</b>	<b>384</b>	<b>29</b>	<b>23</b>	<b>.287</b>	<b>.351</b>	<b>.638</b>	<b>110</b>



## RICK KRANITZ PITCHING COACH

39

**B-T:** R-R  
**HT:** 5-11; **WT:** 175  
**OPENING DAY AGE:** 59  
**BORN:** September 15, 1958, San Rafael, CA  
**RESIDES:** Scottsdale, AZ

2018 PHILLIES

### MANAGING/COACHING CAREER

- Named Phillies pitching coach on 12/1/17
- Originally joined the Phillies as bullpen coach on 10/21/15 and then had role changed to assistant pitching coach for 2017
- Spent 5 years (2011-15) as MIL's pitching coach
- In 2012, MIL's pitching staff finished with 1,402 SO, which was the 2nd-highest total in ML history (2003 CHI – 1,404)
- Served as pitching coach for both FLA (2006-07) and BAL (2008-10)
- Named ML Coach of the Year by *Baseball America* in 2006 after his FLA staff became the first in ML history to have 4 rookies with at least 10 wins each: Josh Johnson (12-7), Scott Olsen (12-10), Ricky Nolasco (11-11) and Anibal Sanchez (10-3)
- Spent 22 years (1984-2005) in CHI's organization as a coach at both the major and minor league levels
- Managed one season (2003) for Daytona (A)
- Had stints as the ML assistant pitching coach (1996-98; 2000-01) and bullpen coach (2002) for CHI

- Coached in the minor leagues at Pikeville (R, 1984), Winston-Salem (A, 1985-86), Wytheville (R, 1987), Peoria (A, 1988-89), Charlotte (AA, 1990-91), Iowa (AAA, 1992; 1999; 2004-05) and Orlando (AA, 1993)
- Worked 2 seasons (1994-95) as CHI's minor league pitching coordinator

### PITCHING CAREER

- Originally drafted in 1977 by STL (January) and LAD (June), but opted to remain in college
- Was a 4th-round selection by MIL in 1979 and pitched 5 seasons (1979-83) in their minor league system
- Pitched 2 seasons (1984-85) in CHI's minor league system

### PERSONAL

Richard Alan Kranitz... Married, wife's name is Kelly; has four children: daughters Paige, Christin and Allie, and son Matthew... Graduate of Apollo High School (AZ)... Attended Yavapai Junior College (AZ) and was a member of the school's 1977 National Championship team... Also attended Oklahoma State University for two years.

### RICK KRANITZ'S CAREER STATISTICS

YEAR	CLUB	W-L	ERA	G	GS	CG	SHO	SV	IP	H	R	ER	HR	HB	BB	SO	WP	BK
1979	Burlington	4-9	3.24	13	13	8	0	0	100.0	111	50	36	6	2	41	95	9	1
1980	Holyoke	13-7	3.64	25	24	6	1	1	168.0	139	81	68	7	8	105	78	9	2
1981	Stockton	6-4	3.30	11	11	7	2	0	79.0	59	40	29	6	4	39	88	4	0
	El Paso	2-7	8.38	14	10	1	1	0	58.0	62	54	40	9	4	56	53	7	0
1982	Vancouver	4-5	5.13	35	5	1	1	2	108.2	95	64	62	10	10	89	85	7	0
1983	Stockton	3-1	2.22	6	6	2	2	0	44.2	30	16	11	2	0	21	44	2	0
	El Paso	4-2	2.57	6	6	3	0	0	42.0	39	22	12	4	3	17	41	0	0
	Vancouver	1-3	6.12	7	4	0	0	0	32.1	35	22	19	5	2	29	24	2	0
1984	Pikeville	0-0	13.50	1	0	0	0	0	2.0	3	3	3	1	0	1	2	0	0
1985	Winston-Salem	0-1	9.00	1	0	0	0	0	1.0	2	1	1	0	0	2	2	1	0
<b>Minors Totals</b>		<b>37-39</b>	<b>3.98</b>	<b>119</b>	<b>79</b>	<b>28</b>	<b>7</b>	<b>3</b>	<b>635.2</b>	<b>575</b>	<b>353</b>	<b>281</b>	<b>50</b>	<b>33</b>	<b>400</b>	<b>512</b>	<b>41</b>	<b>3</b>

### KRANITZ'S MANAGERIAL RECORD

YEAR	CLUB	LEAGUE	W-L	POSITION
2003	Daytona	Florida State	66-71	2nd



## JOHN MALLEE

**HITTING COACH**

**@JohnMallee**

8

**B-T:** R-R

**HT:** 6-0; **WT:** 170

**OPENING DAY AGE:** 48

**BORN:** May 5, 1969, Chicago, IL

**RESIDES:** Schererville, IN

### COACHING CAREER

- Named Phillies hitting coach on 11/10/17
- Previously served as the major league hitting coach for CHI from 2015-17
- In 2016, the World Series Champion Cubs ranked 2nd in the majors in OBP (.343) and third in runs scored (808)
- With CHI, coached the 2015 NL Rookie of the Year and 2016 NL MVP (Kris Bryant) and guided Anthony Rizzo (2016) and Jake Arrieta (2016) to NL Silver Slugger Awards
- Was the major league hitting coach for MIA (2010-11) and HOU (2013-14)
- From 2002-10 worked as minor league hitting coordinator for FLA before being named interim major league hitting coach in June of 2010
- Was a minor league hitting coach for MTL at Ottawa (AAA, 2001)

- Began his coaching career with MIL as a hitting coach for Beloit (A, 1996-97; 99), Stockton (A, 1998) and Huntsville (AA, 2000)

### PLAYING CAREER

- Selected by the Phillies in the 12th round of the June 1991 draft
- Played 2 seasons in the Phillies minor league system for Martinsville (1991) and Spartanburg (1992)

### PERSONAL

John Donald Mallee (pronounced MAY-lee)... Married Candy Wiedeman (3/11/95); has two sons, John III (1/25/99) and Austin (5/19/04)... Attended Chicago State University and the University of Illinois, where he majored in kinesiology.

### JOHN MALLEE'S CAREER STATISTICS

YEAR	CLUB	AVG	G	AB	R	H	2B	3B	HR	RBI	SH	SF	HP	BB	SO	SB	CS	OBP	SLG	OPS	E
1991	Martinsville	.237	39	135	15	32	8	0	0	14	1	0	2	19	25	5	0	.340	.296	.636	20
1992	Spartanburg	.188	76	192	34	36	2	3	0	14	4	0	3	26	49	3	4	.294	.229	.523	25
<b>Minors Totals</b>		<b>.208</b>	<b>115</b>	<b>327</b>	<b>49</b>	<b>68</b>	<b>10</b>	<b>3</b>	<b>0</b>	<b>28</b>	<b>5</b>	<b>0</b>	<b>5</b>	<b>45</b>	<b>74</b>	<b>8</b>	<b>4</b>	<b>.313</b>	<b>.257</b>	<b>.570</b>	<b>45</b>



## ROB THOMSON

### BENCH COACH

59

**B-T:** R-R  
**HT:** 6-0; **WT:** 200  
**OPENING DAY AGE:** 54  
**BORN:** August 16, 1963, Stratford, Ontario, Canada  
**RESIDES:** Stratford, Ontario, Canada

### MANAGING/COACHING CAREER

- Named Phillies bench coach on 12/5/17; also coordinates spring training
- Spent 28 seasons as member of the NYY organization (1990-2017), including 10 on the ML coaching staff as the bench coach (2008, 2015-17) and 3rd base coach (2009-14)
- Stood in as manager for Joe Girardi for 3 games in 2008, and was believed to be the first Canadian to manage or stand in to manage a ML game since 1934 (PIT's George "Mooney" Gibson)
- Went 1-2 in those games as manager, although the totals counted toward Girardi's managerial record
- Served as NYY's major league field coordinator in 2007 after spending three seasons (2004-06) as a special assignment instructor
- Was named Yankees director of player development in 2000, holding the position until his promotion to vice president of minor league development prior to 2003
- Moved into NYY's front office as a field coordinator in 1998 after spending two seasons (1996-97) as 3rd base coach for Columbus (AAA)

- Spent the 1995 season as manager of Oneonta (A) in the New York-Penn League after spending five years (1990-94) as a coach in NYY's minor league system
- Joined the Yankees organization in 1990 as a 3rd base coach for Fort Lauderdale (A)
- Represented the Detroit Tigers at an MLB clinic in 1989
- Coached briefly in DET's minor league system during the 1988 season

### PLAYING CAREER

- Selected by DET in the 32nd round of the June 1985 draft
- Played four minor league seasons in DET's farm system from 1985-88
- Played in 136 games as a catcher, 55 at 3rd base, 4 at 1st base and 1 each at 2nd base and pitcher

### PERSONAL

Robert Lewis Thomson... Married Michele Wilker (2/7/87); has two daughters, Jacqueline and Christina... Played baseball for one year at St. Clair County Community College (MI) before transferring to the University of Kansas.

### ROB THOMSON'S CAREER STATISTICS

YEAR	CLUB	AVG	G	AB	R	H	2B	3B	HR	RBI	SH	SF	HP	BB	SO	SB	CS	OBP	SLG	OPS	E
1985	Bristol	.000	2	5	0	0	0	0	0	0	0	0	0	1	3	0	0	.167	.000	.167	0
	Gastonia	.187	39	123	7	23	5	0	1	10	1	0	1	8	24	0	2	.242	.252	.494	16
1986	Gastonia	.252	94	298	42	75	11	1	4	38	1	2	2	48	44	1	3	.357	.336	.693	15
	Lakeland	.182	8	22	2	4	1	0	1	4	0	0	0	2	0	0	0	.182	.364	.545	3
1987	Lakeland	.228	71	206	21	47	12	0	1	22	6	1	0	25	30	2	0	.310	.301	.611	5
1988	Lakeland	.000	2	7	0	0	0	0	0	0	0	0	0	2	0	0	0	.000	.000	.000	0
<b>Minors Totals</b>		<b>.225</b>	<b>216</b>	<b>661</b>	<b>72</b>	<b>149</b>	<b>29</b>	<b>1</b>	<b>7</b>	<b>74</b>	<b>8</b>	<b>3</b>	<b>3</b>	<b>82</b>	<b>105</b>	<b>3</b>	<b>5</b>	<b>.312</b>	<b>.304</b>	<b>.617</b>	<b>39</b>

### THOMSON'S MANAGERIAL RECORD

YEAR	CLUB	LEAGUE	W-L	POSITION
1995	Oneonta	New York-Penn	34-41	4th





## DUSTY WATHAN

### THIRD BASE COACH

62

**B-T:** R-R  
**HT:** 6-4; **WT:** 225  
**OPENING DAY AGE:** 44  
**BORN:** August 2, 1973, Jacksonville, FL  
**RESIDES:** Charlotte, NC

#### MANAGING/COACHING CAREER

- Named Phillies 3rd base coach on 11/10/17, his first ML coaching assignment
- Spent 10 years as a manager in the Phillies minor league system
- Managed Lehigh Valley (AAA) to a 2017 playoff berth in his only season with the club
- Is Reading's (AA) all-time winningest manager (373-335, .527)
- Named Eastern League Manager of the Year two consecutive seasons (2015-16)
- Led Reading to back-to-back Eastern Division titles (2015-16) with 2015 being its first since 2001; also managed Reading to the playoffs in 2012
- Was the only manager to lead Reading for 5 straight seasons
- Prior to Reading, managed two years (2010-11) for Clearwater (A), one (2009) for Lakewood (A) and one (2008) for Williamsport (A)
- Managed in the Arizona Fall League in 2012
- Led Lakewood to the 2009 South Atlantic League Championship and was named SAL Manager of the Year

#### PLAYING CAREER

- Played for 14 years
- Was originally signed by SEA in 1994 as a non-drafted free agent
- Played in the farm systems of SEA (1994-2000), FLA (2001), MIL (2002), KC (2002), CLE (2003-05) and the Phillies (2006-07)
- Appeared in over 1,000 minor league games
- Made his ML debut in 2002 with KC, going 3-for-5 with an RBI in 3 games
- Spent the 2001 season with Portland (AA), where he played alongside his brother Derek
- Played his final two seasons in the Phillies minor league system

#### PERSONAL

Dustin James Wathan... Married Heidi Stahl (1/2/99); has two daughters, Elle (4/11/01) and Maeve (12/30/05), and two sons, Huck (11/7/02) and Gus (10/22/09)... 1991 graduate of Blue Springs High School (MO), where he played baseball... Attended Cerritos College (CA)... His father, John Wathan, played for and managed the Kansas City Royals, and his brother, Derek, played parts of 11 minor league seasons...

**Hobby:** Spending time with his kids.

#### DUSTY WATHAN'S CAREER BATTING STATISTICS

YEAR	CLUB	AVG	G	AB	R	H	2B	3B	HR	RBI	SH	SF	HP	BB	SO	SB	CS	OBP	SLG	OPS	E
1994	Mariners, AZL	.209	35	86	14	18	2	0	1	7	0	0	3	11	13	0	0	.320	.267	.587	7
1995	Wisconsin	.091	5	11	1	1	0	0	1	3	0	0	1	0	3	0	0	.167	.364	.530	0
	Everett	.271	53	181	32	49	9	1	6	25	1	0	7	17	26	2	1	.356	.431	.787	8
1996	Lancaster	.260	74	246	41	64	10	1	8	40	3	1	6	26	65	1	1	.344	.407	.751	8
1997	Lancaster	.297	56	202	27	60	17	0	4	35	1	1	7	21	51	0	1	.381	.441	.822	7
	Memphis	.268	49	149	20	40	4	1	4	19	0	1	5	19	28	1	1	.368	.389	.757	4
1998	Tacoma	.294	19	51	6	15	1	1	0	8	2	0	2	6	10	0	0	.390	.353	.743	1
	Orlando	.256	69	234	32	60	10	0	2	21	2	2	15	28	39	3	1	.369	.325	.694	1
1999	New Haven	.279	96	333	37	93	16	2	4	37	4	1	12	24	60	4	1	.349	.375	.724	8
2000	Tacoma	.325	64	203	25	66	12	0	3	29	4	1	12	15	28	0	2	.403	.429	.831	2
2001	Portland	.269	55	134	24	36	10	0	2	21	1	0	17	13	28	0	1	.402	.388	.790	3
2002	Huntsville	.160	9	25	2	4	2	0	0	2	0	0	2	2	4	0	0	.276	.240	.516	1
	Omaha	.288	49	160	22	46	9	1	26	3	1	10	16	36	1	1	.385	.375	.760	4	
	KANSAS CITY	.600	3	5	1	3	1	0	0	1	0	0	1	0	0	0	0	.667	.800	1.467	0
2003	Akron	.273	9	33	3	9	2	0	0	4	0	2	0	0	4	0	0	.257	.333	.590	0
	Buffalo	.277	61	188	21	52	7	0	2	15	2	0	5	18	31	3	0	.355	.346	.701	1
2004	Buffalo	.303	77	238	41	72	15	1	1	24	2	1	13	17	30	3	0	.379	.387	.766	4
2005	Buffalo	.262	83	256	41	67	9	0	14	51	4	2	14	24	51	2	2	.355	.461	.816	5
2006	Scranton	.239	80	238	25	57	10	0	5	27	4	2	8	21	47	1	0	.320	.345	.664	4
2007	Ottawa	.272	75	243	24	66	14	1	0	23	2	2	12	18	39	3	1	.349	.337	.687	4
	Reading	.400	1	5	1	2	0	0	0	0	0	0	0	0	0	0	0	.400	.400	.800	0
<b>Minors Totals</b>		<b>.273</b>	<b>1019</b>	<b>3216</b>	<b>439</b>	<b>877</b>	<b>159</b>	<b>9</b>	<b>58</b>	<b>417</b>	<b>35</b>	<b>17</b>	<b>151</b>	<b>296</b>	<b>593</b>	<b>24</b>	<b>13</b>	<b>.360</b>	<b>.382</b>	<b>.742</b>	<b>72</b>
<b>ML</b>	<b>Totals</b>	<b>.600</b>	<b>3</b>	<b>5</b>	<b>1</b>	<b>3</b>	<b>1</b>	<b>0</b>	<b>0</b>	<b>1</b>	<b>0</b>	<b>0</b>	<b>1</b>	<b>0</b>	<b>1</b>	<b>0</b>	<b>0</b>	<b>.667</b>	<b>.800</b>	<b>1.467</b>	<b>0</b>

## WATHAN'S CAREER PITCHING STATISTICS

YEAR	CLUB	W-L	ERA	G	GS	CG	SHO	SV	IP	H	R	ER	HR	HB	BB	SO	WP	BK
2003	Buffalo	0-0	0.00	1	0	0	0	0	0.1	0	0	0	0	0	0	0	0	0
2004	Buffalo	0-0	0.00	2	0	0	0	0	2.0	0	0	0	0	0	2	0	0	0
<b>Minors Totals</b>		<b>0-0</b>	<b>0.00</b>	<b>3</b>	<b>0</b>	<b>0</b>	<b>0</b>	<b>0</b>	<b>2.1</b>	<b>0</b>	<b>0</b>	<b>0</b>	<b>0</b>	<b>0</b>	<b>2</b>	<b>0</b>	<b>0</b>	<b>0</b>

## WATHAN'S MANAGERIAL RECORD

YEAR	CLUB	LEAGUE	W-L	POSITION
2008	Williamsport	New York-Penn	38-37	T-3rd
2009	Lakewood	South Atlantic	78-58	2nd
2010	Clearwater	Florida State	67-72	T-3rd/5th
2011	Clearwater	Florida State	75-69	2nd/3rd
2012	Reading	Eastern	76-66	2nd
2013	Reading	Eastern	62-80	6th
2014	Reading	Eastern	66-76	6th
2015	Reading	Eastern	80-61	1st
2016	Reading	Eastern	89-52	1st
2017	Lehigh Valley	International	80-62	2nd
<b>Minors</b>	<b>Totals</b>		<b>711-633</b>	<b>.531</b>



## CHRIS YOUNG

### ASSISTANT PITCHING COACH

45

**B-T:** R-R  
**HT:** 6-4; **WT:** 218  
**OPENING DAY AGE:** 36  
**BORN:** April 19, 1981, Biloxi, MS  
**RESIDES:** Georgetown, TX

#### POST-PLAYING CAREER

- Hired by Philadelphia as assistant pitching coach on 12/1/17, his first ML coaching assignment
- Spent three years with HOU as MLB scouting supervisor (2017) and as a pro scout (2015-16)
- Worked as a pro scout for SD, 2010-14

#### PLAYING CAREER

- Originally selected by COL in the 18th round of the June 2002 draft
- Played 6 minor league seasons in the COL (2002-05), PIT (2005) and FLA (2006-07) organizations, posting a 3.54 ERA in 266 games

- Pitched for the Camden Riversharks in the independent Atlantic League in 2008

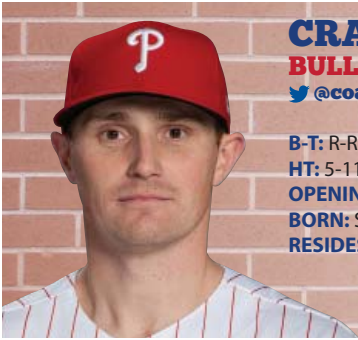
#### PERSONAL

Christopher Matthew Young... Married Misty Hubenthal (12/21/02); has one son, Cade (12/11/10) and one daughter, Addison (8/3/13)... 1999 graduate of Stow High School (OH)... 2003 graduate of Mississippi State University...

**Hobbies:** Golfing, watching college football and grilling.

### CHRIS YOUNG'S CAREER STATISTICS

YEAR	CLUB	W-L	ERA	G	GS	CG	SHO	SV	IP	H	R	ER	HR	HB	BB	SO	WP	BK	AVG
2002	Tri-City	5-5	2.34	17	6	0	0	0	61.2	45	20	16	1	5	23	47	6	1	.203
2003	Asheville	3-4	2.73	59	0	0	0	9	69.1	59	26	21	4	4	21	63	5	1	.230
2004	Visalia	8-3	3.60	52	0	0	2	2	85.0	95	38	34	6	12	15	77	4	0	.274
2005	Tulsa	3-2	4.75	35	0	0	0	1	53.0	53	29	28	6	2	17	35	5	0	.255
	Lynchburg	0-1	3.00	10	0	0	0	2	15.0	9	5	5	1	1	5	14	1	0	.188
2006	Jupiter	0-1	3.00	2	0	0	0	0	3.0	4	1	1	0	0	0	2	1	0	.333
	Carolina	4-4	2.42	46	0	0	12	70.2	60	24	19	1	2	18	61	4	1	.233	
	Albuquerque	1-0	12.00	3	0	0	0	0	6.0	12	10	8	1	1	5	2	3	0	.444
2007	Carolina	0-1	4.22	10	0	0	0	1	10.2	16	10	5	1	0	3	6	0	0	.333
	Albuquerque	0-2	6.17	32	0	0	0	0	35.0	51	32	24	6	4	12	13	3	1	.325
2008	Camden (Ind.)	5-5	4.23	14	13	0	0	0	76.2	89	40	36	4	2	22	40	5	0	---
<b>Minors Totals</b>		<b>24-23</b>	<b>3.54</b>	<b>266</b>	<b>6</b>	<b>0</b>	<b>0</b>	<b>27</b>	<b>409.1</b>	<b>404</b>	<b>195</b>	<b>161</b>	<b>27</b>	<b>31</b>	<b>119</b>	<b>320</b>	<b>32</b>	<b>4</b>	<b>.255</b>



**CRAIG DRIVER**  
**BULLPEN CATCHER/RECEIVING COACH**  
@coachdrives

81

**B-T:** R-R  
**HT:** 5-11; **WT:** 185  
**OPENING DAY AGE:** 29  
**BORN:** September 21, 1988, Seattle, WA  
**RESIDES:** Philadelphia, PA

**COACHING CAREER**

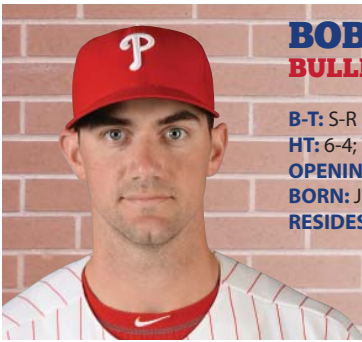
- Was added to the Phillies staff as bullpen catcher/receiving coach for 2018, his first season coaching professional baseball
- Spent the 2016-17 college season as Yale's catchers coach
- Helped Yale to the 2017 Ivy League Championship, 2017 Red Rolfe Division Championship, a trip to the 2017 Corvallis Regional Final and a program-record 34 wins
- Spent the 2014-15 and 2015-16 collegiate seasons with the University of Puget Sound as the athletic recruitment coordinator and head assistant coach
- Was an assistant at Central Washington University in 2013-14
- Joined the University of Puget Sound for the 2012-13 season as catching coach and 1st base coach

**PLAYING CAREER**

- Former catcher who played collegiately for three seasons at the University of Puget Sound after spending one season at Columbia Basin College

**PERSONAL**

Craig Driver... 2011 graduate of the University of Puget Sound (WA) with a degree in business and a minor in mathematics... Completed his master's degree in athletic administration at Central Washington University in 2014.



# BOB STUMPO

## BULLPEN CATCHER/CATCHING COACH

82

**B-T:** S-R  
**HT:** 6-4; **WT:** 230  
**OPENING DAY AGE:** 30  
**BORN:** July 17, 1987, Philadelphia, PA  
**RESIDES:** Wilmington, DE

### COACHING CAREER

- Returned to the Phillies in 2017 for his second stint as a major league bullpen catcher
- Had catching coaching duties added for 2018
- Originally spent 2 seasons (2014-15) with the Phillies as bullpen catcher

### PLAYING CAREER

- Former catcher who spent 4 seasons (2010-13) in the Phillies minor league system
- Selected by the Phillies in the 33rd round of the June 2010 draft out of West Chester University

### PERSONAL

Robert Joseph Stumpo... Married Aimee Pitt (10/5/13); has one daughter, Madeline Bell (7/24/15)... 2005 graduate of Salesianum School (DE), where he played baseball and basketball... Attended West Virginia University... 2010 graduate of West Chester University (PA), where he is the school's all-time leader in caught stealing (46) for catchers...  
**Hobbies:** Spending time with family, hiking, fishing and hunting.

### BOB STUMPO'S CAREER STATISTICS

YEAR	CLUB	AVG	G	AB	R	H	2B	3B	HR	RBI	SH	SF	HP	BB	SO	SB	CS	OBP	SLG	OPS	E
2010	GCL Phillies	.333	4	6	2	2	1	0	0	2	0	0	1	2	1	0	0	.556	.500	1.056	1
	Clearwater	.120	18	50	3	6	1	0	0	1	1	0	0	6	21	0	0	.214	.140	.354	3
2011	Clearwater	.750	1	4	0	3	0	0	0	0	0	0	0	0	0	0	0	.750	.750	1.500	0
	Williamsport	.267	44	146	25	39	9	1	1	23	2	3	4	16	25	0	0	.349	.363	.712	6
2012	Clearwater	.270	11	37	2	10	4	0	0	7	0	0	0	1	8	0	0	.289	.378	.667	4
	Lakewood	.258	36	120	11	31	4	1	1	17	1	1	0	20	20	0	2	.362	.333	.695	3
	Reading	.174	9	23	2	4	1	0	0	1	0	0	4	2	0	0	.296	.217	.513	0	
2013	Clearwater	.210	37	105	12	22	2	0	2	11	1	1	1	14	21	0	0	.306	.286	.592	4
<b>Minors Totals</b>		<b>.238</b>	<b>160</b>	<b>491</b>	<b>57</b>	<b>117</b>	<b>22</b>	<b>2</b>	<b>4</b>	<b>61</b>	<b>6</b>	<b>5</b>	<b>6</b>	<b>63</b>	<b>98</b>	<b>0</b>	<b>2</b>	<b>.329</b>	<b>.316</b>	<b>.645</b>	<b>21</b>



## MIKE CALITRI

### MANAGER, ADVANCE SCOUTING

95

**B-T:** R-R  
**HT:** 6-3; **WT:** 210  
**OPENING DAY AGE:** 40  
**BORN:** March 14, 1978, Brockton, MA  
**RESIDES:** Tampa, FL

#### POST-PLAYING CAREER

- Spent the last 5 seasons (2013-17) as a pro scout for CLE
- Worked as the advance scouting coordinator for TB from 2009-12
- Served as the director of baseball operations for Vanderbilt University, 2005-08

#### PLAYING CAREER

- Signed by CIN as a non-drafted free agent, 8/26/00
- Spent parts of 4 seasons (2000-03) in CIN's minor league system and one (2003) in BOS' system
- Played in 174 minor league games at 3rd base and 172 at 1st base

#### PERSONAL

Michael Hennessey Calitri (pronounced kuh-LEE-tree)... Married Ciara Egan (7/22/06); has two daughters, Emiliana (7/14/13) and Graziella (1/19/16)... Attended Clemson University (SC) from 1997-2000, where he played infield all four years and helped the Tigers to the second round of the 2000 College World Series... Returned to Clemson to earn his business degree in 2004 after four minor league seasons.

#### MIKE CALITRI'S CAREER STATISTICS

YEAR	CLUB	AVG	G	AB	R	H	2B	3B	HR	RBI	SH	SF	HP	BB	SO	SB	CS	OBP	SLG	OPS	E
2000	Billings	.542	7	24	11	13	2	1	1	11	0	0	1	8	5	1	0	.667	.833	1.500	1
2001	Dayton	.249	97	317	57	79	18	0	16	44	1	2	3	57	98	1	3	.367	.467	.824	19
	Mudville	.176	22	74	8	13	2	0	2	10	0	0	1	11	28	0	0	.291	.284	.574	10
2002	Stockton	.260	104	331	63	86	24	0	11	58	2	3	5	48	105	3	2	.359	.432	.791	15
2003	Potomac	.222	55	171	22	38	10	1	6	26	1	2	1	21	48	3	1	.308	.398	.705	5
	Sarasota	.264	61	201	32	53	10	4	3	23	1	2	2	38	62	1	4	.383	.398	.781	8
<b>Minors Totals</b>		<b>.252</b>	<b>346</b>	<b>1118</b>	<b>193</b>	<b>282</b>	<b>66</b>	<b>6</b>	<b>39</b>	<b>172</b>	<b>5</b>	<b>9</b>	<b>13</b>	<b>183</b>	<b>346</b>	<b>9</b>	<b>10</b>	<b>.361</b>	<b>.427</b>	<b>.788</b>	<b>58</b>



# SAM FULD

## MAJOR LEAGUE PLAYER INFORMATION COORDINATOR

[@SamFuld5](https://twitter.com/SamFuld5)

**B-T:** L-L

**HT:** 5-9; **WT:** 180

**OPENING DAY AGE:** 36

**BORN:** November 20, 1981, Durham, NH

**RESIDES:** Philadelphia, PA



### COACHING CAREER

- Hired by Philadelphia as major league player information coordinator in November 2017

- In 2014, ranked 9th in the AL in SB % (84.0, 21-25)
- Appeared in 6 career postseason games, 5 for TB and 1 for OAK
- Played for Team Israel in the 2017 World Baseball Classic

### PLAYING CAREER

- Played parts of 8 seasons for four teams: CHI (2007; 2009-10), TB (2011-13), OAK (2014; 2015) and MIN (2014)
- Selected by CHI in the 10th round of the June 2004 draft; originally selected by CHI in the 24th round of the June 2003 draft, but did not sign
- Made his ML debut in September of 2007, and following the season was named the MVP of the Arizona Fall League
- In 2009, led all NL rookies (min. 100 PA) with a .409 OBP and finished 4th with a .299 AVG
- Traded to TB in an 8-player deal on 1/8/11
- Was a finalist in LF for an AL Gold Glove Award in 2011 despite making just 76 OF starts
- After signing with OAK in 2014, was claimed off waivers by MIN on 4/20/14 and traded back to OAK on 7/31/14

### PERSONAL

Samuel Babson Fuld... Married Sarah Kolodner (6/22/09); has three sons, Charles (12/3/09), William (9/28/13) and Spencer (3/25/16), and one daughter, Jane (11/25/11)... Attended Phillips Exeter Academy (NH), where he played baseball and soccer and ran indoor track... 2004 graduate of Stanford University (CA), where he earned a degree in economics... Holds the all-time Stanford career record for at-bats (1,071) and runs (268) and the single-season hits record (110 in 2002)... Has had Type 1 diabetes since age 10... Hosts an annual sports camp for children with Type 1 diabetes and also hosts the annual Sam Fuld Classic Wiffle ball tournament in conjunction with SLAMT1D, with both events taking place in Tampa, Fla.... **Hobbies:** Spending time with family, going to the beach, golf and Wiffle ball.

### SAM FULD'S CAREER STATISTICS

YEAR	CLUB	AVG	G	AB	R	H	2B	3B	HR	RBI	SH	SF	HP	BB	SO	SB	CS	OBP	SLG	OPS	E
2005	Peoria	.300	125	443	82	133	32	6	5	37	4	4	7	50	44	18	11	.377	.433	.810	6
2006	Daytona	.300	89	353	63	106	19	6	4	40	6	1	5	40	54	22	3	.378	.422	.801	2
2007	Tennessee	.290	90	335	56	97	23	2	2	27	8	3	5	41	38	10	3	.372	.388	.760	3
	Iowa	.269	14	52	13	14	4	1	1	2	0	0	2	9	5	2	0	.397	.442	.839	1
	CHICAGO (NL)	.000	14	6	3	0	0	0	0	0	0	0	0	3	3	0	0	.333	.000	.333	0
2008	Iowa	.222	20	63	11	14	3	0	1	4	5	0	0	8	12	3	2	.310	.317	.627	0
	Tennessee	.271	85	339	48	92	16	3	5	48	1	4	3	50	40	7	8	.366	.381	.747	4
2009	Iowa	.284	84	328	62	93	17	10	2	33	1	2	1	38	24	23	5	.358	.415	.772	4
	CHICAGO (NL)	.299	65	97	17	29	6	1	1	2	0	0	1	17	10	2	1	.409	.412	.821	1
2010	Iowa	.272	112	368	69	100	15	9	4	27	1	3	2	66	37	21	9	.383	.394	.777	1
	CHICAGO (NL)	.143	19	28	3	4	1	0	0	3	0	0	0	3	5	0	0	.226	.179	.404	0
2011	TAMPA BAY	.240	105	308	41	74	18	5	3	27	4	1	1	32	49	20	8	.313	.360	.673	3
2012	Charlotte - a	.154	5	13	0	2	0	0	0	0	0	0	0	2	3	0	1	.267	.154	.421	0
	Durham - a	.167	5	18	0	3	1	0	0	0	0	0	0	3	3	0	1	.286	.222	.508	0
	TAMPA BAY	.255	44	98	14	25	3	2	0	5	0	0	1	8	14	7	2	.318	.327	.644	1
2013	TAMPA BAY	.199	118	176	25	35	0	3	2	17	4	2	1	17	28	8	2	.270	.267	.537	1
2014	OAKLAND	.209	60	187	25	39	6	4	3	19	3	0	0	17	34	9	1	.275	.332	.606	0
	MINNESOTA	.274	53	164	15	45	10	0	1	17	3	2	0	26	29	12	3	.370	.354	.723	2
	New Britain - a	.429	4	14	4	6	2	0	1	2	0	0	0	2	1	0	0	.500	.786	1.286	1
2015	OAKLAND	.197	120	290	34	57	16	3	2	22	2	1	2	30	55	9	3	.276	.293	.569	4
	<b>Minors Totals</b>	<b>.284</b>	<b>633</b>	<b>2326</b>	<b>408</b>	<b>660</b>	<b>132</b>	<b>37</b>	<b>25</b>	<b>220</b>	<b>26</b>	<b>17</b>	<b>25</b>	<b>309</b>	<b>261</b>	<b>106</b>	<b>43</b>	<b>.371</b>	<b>.405</b>	<b>.776</b>	<b>22</b>
	<b>AL Totals</b>	<b>.225</b>	<b>501</b>	<b>1223</b>	<b>154</b>	<b>275</b>	<b>53</b>	<b>17</b>	<b>11</b>	<b>107</b>	<b>16</b>	<b>6</b>	<b>5</b>	<b>130</b>	<b>209</b>	<b>65</b>	<b>19</b>	<b>.301</b>	<b>.323</b>	<b>.624</b>	<b>11</b>
	<b>NL Totals</b>	<b>.252</b>	<b>98</b>	<b>131</b>	<b>23</b>	<b>33</b>	<b>7</b>	<b>1</b>	<b>1</b>	<b>5</b>	<b>0</b>	<b>0</b>	<b>1</b>	<b>23</b>	<b>18</b>	<b>2</b>	<b>1</b>	<b>.368</b>	<b>.344</b>	<b>.711</b>	<b>1</b>
	<b>ML Totals</b>	<b>.227</b>	<b>599</b>	<b>1354</b>	<b>177</b>	<b>308</b>	<b>60</b>	<b>18</b>	<b>12</b>	<b>112</b>	<b>16</b>	<b>6</b>	<b>6</b>	<b>153</b>	<b>227</b>	<b>67</b>	<b>20</b>	<b>.307</b>	<b>.325</b>	<b>.632</b>	<b>12</b>

a - Rehab assignment

### FULD'S WILD CARD GAME STATISTICS

YEAR	CLUB, OPP	AVG	G	AB	R	H	2B	3B	HR	RBI	SH	SF	HP	BB	SO	SB	CS	OBP	SLG	OPS	E
2013	TB, CLE	.000	1	1	0	0	0	0	0	0	0	0	0	0	1	0	0	.000	.000	.000	0
2014	OAK, KC	.400	1	5	1	2	0	0	0	0	0	0	0	1	1	0	0	.500	.400	.900	0
<b>WC</b>	<b>Totals</b>	<b>.333</b>	<b>2</b>	<b>6</b>	<b>1</b>	<b>2</b>	<b>0</b>	<b>0</b>	<b>0</b>	<b>0</b>	<b>0</b>	<b>0</b>	<b>0</b>	<b>1</b>	<b>2</b>	<b>0</b>	<b>0</b>	<b>.429</b>	<b>.333</b>	<b>.762</b>	<b>0</b>

### FULD'S DIVISION SERIES STATISTICS

YEAR	CLUB, OPP	AVG	G	AB	R	H	2B	3B	HR	RBI	SH	SF	HP	BB	SO	SB	CS	OBP	SLG	OPS	E
2011	TB, TEX	.000	3	3	0	0	0	0	0	0	0	0	0	0	1	0	0	.000	.000	.000	0
2013	TB, BOS	.000	1	0	1	0	0	0	0	0	0	0	0	0	0	0	0	.000	.000	.000	0
<b>DS</b>	<b>Totals</b>	<b>.000</b>	<b>4</b>	<b>3</b>	<b>1</b>	<b>0</b>	<b>0</b>	<b>0</b>	<b>0</b>	<b>0</b>	<b>0</b>	<b>0</b>	<b>0</b>	<b>0</b>	<b>1</b>	<b>0</b>	<b>0</b>	<b>.000</b>	<b>.000</b>	<b>.000</b>	<b>0</b>

### FULD'S WORLD BASEBALL CLASSIC STATISTICS

YEAR	CLUB	AVG	G	AB	R	H	2B	3B	HR	RBI	SH	SF	HP	BB	SO	SB	CS	OBP	SLG	OPS	E
2017	Israel	.200	6	25	2	5	0	0	0	0	0	0	0	3	4	0	0	.286	.200	.486	0





# 2018 40-MAN ROSTER

**Manager:** Gabe Kapler (22); **Coaches:** José David Flores (3), Jim Gott (35), Pedro Guerrero (58), Rick Kranitz (39), John Mallee (8), Rob Thomson (59), Dusty Wathan (62), Chris Young (45), Craig Driver (81), Bob Stumpo (82); **Manager, Advance Scouting:** Mike Caltri (95); **Major League Player Information Coordinator:** Sam Fuld (87); **Dir. of Medical Services:** Dr. Michael Ciccotti; **Head Athletic Trainer:** Scott Sheridan; **Asst. Athletic Trainers:** Shawn Fcasni & Chris Muddi; **Strength & Conditioning Coach:** Paul Fournier; **Asst. Strength & Conditioning Coach:** Dong Lien

#	PITCHERS (24)	B-T	HT	WT	BORN	BIRTHPLACE	RESIDENCE	W-L	ERA	G	GS	SHO	SV	IP	H	R	ER	HR	HB	BB	SO	WP	BK	MLSER
63	Anderson, Drew	R-R	6-3	200	3/22/94	Reno, NV	Reno, NV	9-4	3.59	21	21	0	0	107.2	81	49	43	13	8	40	86	4	2	0.005
						Lehigh Valley		0-0	23.14	2	0	0	0	2.1	6	0	0	0	1	2	7	0	0	0
						Lehigh Valley		0-0	1.35	1	1	0	0	6.2	5	2	1	1	1	1	2	7	0	0
64	Arano, Víctor	R-R	6-2	220	2/7/95	Veracruz, Mexico	Mexico City, Mexico	1-2	4.19	32	0	0	0	9	38.2	39	20	18	7	11	38	7	0	0.020
						Phillies		1-0	1.69	10	0	0	0	10.2	6	2	2	0	4	13	0	0	0	0
52	Curtis, Zac	L-L	5-10	175	7/4/92	Panama City Beach, FL	Rogersville, AL	1-0	3.51	41	0	0	13	51.1	43	21	20	3	6	19	60	6	0	0.097
						Seattle		0-2	0.00	3	0	0	0	4.2	3	3	0	1	2	1	2	2	0	0
						Phillies		0-0	2.45	3	0	0	0	3.2	3	1	1	0	0	2	4	0	0	0
65	Dominguez, Seranthy	R-R	6-1	185	11/25/94	Esperanza, DR	Esperanza, DR	4-4	3.61	15	13	0	0	62.1	51	28	25	6	2	30	75	3	0	0.000
						GCL Phillies		0-0	5.06	2	2	0	0	5.1	5	3	3	0	0	4	7	2	0	0
56	Eflin, Zach	R-R	6-6	211	4/8/94	Orlando, FL	Chuluota, FL	1-4	4.57	8	7	0	0	43.1	48	22	22	3	15	38	3	0	0	1.045
						Lehigh Valley		1-0	5.79	4	1	0	0	5.0	1	0	0	0	0	0	6	0	0	0
						Phillies		1-5	6.16	11	11	0	0	64.1	79	45	44	16	5	12	35	2	0	0
						GCL Phillies		0-0	1.29	2	2	0	0	7.0	5	1	1	0	1	0	6	0	0	0
48	Eickhoff, Jerad	R-R	6-4	244	7/2/90	Evansville, IN	Evansville, IN	4-8	4.71	24	24	0	0	128.0	142	74	67	16	5	53	118	6	1	2.045
						Reading - a		0-1	1.80	1	1	0	0	0	5.0	2	1	1	0	1	5	0	0	0
						Lehigh Valley		0-0	5.79	4	1	0	0	4.2	5	3	3	0	0	5	7	0	0	3.006
						Phillies		2-5	2.65	66	0	0	2	71.1	61	22	17	3	0	26	60	9	0	0
40	Hunter, Tommy	R-R	6-3	250	7/3/86	Indianapolis, IN	Sarasota, FL	3-5	2.61	61	0	0	0	58.2	43	18	21	6	14	64	2	0	0	8.066
						Tampa Bay		0-0	18.00	1	1	0	0	1.0	3	2	2	0	0	0	3	1	0	0
						Charlotte - a		6-4	2.59	19	19	0	0	97.1	96	33	28	5	4	37	83	14	0	0.000
						Reading		1-3	3.64	5	5	0	0	29.2	25	15	12	2	0	15	20	3	0	0
31	Leiter Jr., Mark	R-R	6-0	212	3/13/91	Ft. Lauderdale, FL	Lanoka Harbor, NJ	2-1	4.20	7	5	0	0	30.0	27	15	14	5	1	6	38	2	0	0.136
						Lehigh Valley		3-6	4.96	27	11	0	0	90.2	90	59	50	18	7	31	84	3	0	0
						Phillies		7-5	3.15	16	16	1	0	97.0	91	39	34	3	4	22	82	1	1	0.083
49	Lively, Ben	R-R	6-4	240	3/5/92	Pensacola, FL	Gulf Breeze, FL	4-7	4.26	15	15	1	0	88.2	90	45	42	13	8	24	52	1	1	0.104
						Lehigh Valley		1-2	2.60	22	0	0	0	27.2	24	8	8	1	2	4	27	1	0	0.104
						Phillies		0-0	2.01	37	0	0	0	31.1	30	7	7	2	4	16	22	0	0	0
						Phillies		3-3	4.12	37	0	0	0	54.2	51	25	25	10	0	18	63	1	0	2.017
						Lehigh Valley		0-1	4.67	12	0	0	0	17.1	9	9	1	5	14	0	1	0	0	0
50	Neris, Héctor	R-R	6-2	227	6/14/89	Villa Alta, DR	Villa Alta, DR	4-5	3.01	74	0	0	0	26	74.2	68	26	25	9	5	26	8	2	2.104
93	Neshek, Pat	S-R	6-3	221	9/4/80	Madison, WI	Vero Beach, FL	3-2	1.12	43	0	0	0	40.1	28	5	2	0	5	45	0	0	0	9.159
						Colorado		2-1	2.45	28	0	0	0	22.0	20	8	6	1	0	1	24	0	0	0
27	Nola, Aaron	R-R	6-2	200	6/4/93	Baton Rouge, LA	Baton Rouge, LA	12-11	3.54	27	27	0	0	168.0	154	67	66	18	2	49	184	1	0	2.076
						Lehigh Valley - a		1-0	0.87	2	2	0	0	10.1	6	1	1	0	0	1	10	0	0	0
						Lehigh Valley		5-3	3.86	19	8	0	0	60.2	61	35	26	4	18	46	6	1	0	0.087
						Phillies		1-2	7.89	25	0	0	0	39.2	39	28	26	7	1	17	25	1	1	0.129
43	Pivetta, Nick	R-R	6-5	210	2/14/93	Victoria, BC, Canada	Victoria, BC, Canada	5-0	1.41	5	5	1	1	32.0	25	6	5	1	2	37	0	2	0	0.129
						Phillies		8-10	6.02	26	26	0	0	133.0	144	91	89	25	4	57	140	11	2	0
61	Ramos, Edbury	R-R	5-11	225	12/19/92	Caracas, VZ	Guacara, VZ	2-0	4.21	59	0	0	0	57.2	57	29	27	4	0	28	75	5	1	1.076
						Lehigh Valley		2-7	1.54	10	0	0	0	11.2	7	3	2	0	4	10	0	0	0	0
53	Rios, Yacksel	R-R	6-3	204	6/27/93	Caguas, PR	Carolina, PR	0-1	1.89	24	0	0	2	38.0	22	12	8	2	10	47	3	0	0	0.041
						Lehigh Valley		1-2	1.96	13	1	0	0	18.1	10	4	4	3	0	4	17	3	0	0
						Phillies		1-0	4.41	13	0	0	0	16.1	15	8	8	4	0	9	17	0	0	0

# 2018 40-MAN ROSTER

#	PITCHERS (24)	B-T	HT	WT	BORN	BIRTHPLACE	RESIDENCE	2017 CLUB(S)	WL	ERA	G	GS	CG	SHO	SV	IP	H	R	ER	HR	HB	BB	SO	WP	BK	MLSER
70	Suárez, Ranger	L-L	6-1	210	8/26/95	Ple de Cuesta, VZ	Carora, VZ	Lakewood	6-2	1.59	14	14	1	0	0	85.0	52	17	15	4	0	24	90	3	0	0.000
								Clearwater	2-4	3.82	8	8	0	0	0	37.2	18	16	1	1	11	38	1	1	0	0.000
72	Taveras, José	R-R	6-4	246	11/6/93	Santo Domingo, DR	Santo Domingo, DR	Clearwater	6-4	2.38	16	16	1	0	0	102.0	86	28	27	13	5	23	92	3	0	0.000
								Reading	0-1	3.97	2	2	0	0	0	11.1	10	5	5	2	0	11	0	0	0	0.000
								Lehigh Valley	3-1	1.32	7	7	0	0	0	41.0	26	7	6	5	0	15	37	0	0	0.000
44	Thompson, Jake	R-R	6-4	225	1/31/94	Dallas, TX	Dallas, TX	Lehigh Valley	5-14	5.25	22	22	0	0	0	118.1	136	69	12	3	47	90	9	0	0.104	
								PHILLIES	3-2	3.88	11	8	0	0	0	46.1	50	27	20	9	5	22	35	1	0	2.086
28	Velasquez, Vince	R-R	6-3	203	6/7/92	Montclair, CA	Pomona, CA	PHILLIES	2-7	5.13	15	15	0	0	0	72.0	74	44	41	15	3	34	68	2	1	2.086
								Clearwater - a	0-1	1.80	1	1	0	0	0	5.0	2	1	1	1	0	1	0	0	0	0.000
								Lehigh Valley - a	0-0	4.50	1	1	0	0	0	2.0	1	1	1	0	0	1	0	0	0	0.000
								Reading - a	0-0	6.00	1	1	0	0	0	3.0	3	3	2	1	0	1	4	0	0	0.000
#	CATCHERS (3)	B-T	HT	WT	BORN	BIRTHPLACE	RESIDENCE	2017 CLUB(S)	AVG	G	AB	R	H	2B	3B	HR	RBI	SH	SF	HP	BB	SO	SB	CS	E	MLSER
38	Alfaro, Jorge	R-R	6-2	240	6/11/93	Sinclair, Colombia	Sinclair, Colombia	Lehigh Valley	.241	84	324	34	78	13	2	7	43	0	2	8	16	113	1	1	2	0.083
								PHILLIES	.318	29	107	12	34	6	1	3	14	0	4	3	33	0	0	2	0.000	
15	Knappp, Andrew	S-R	6-1	204	11/9/91	Roseville, CA	Clearwater, FL	PHILLIES	.257	56	171	26	44	8	1	3	13	0	2	0	31	56	1	0	4	1.000
29	Rupp, Cameron	RR	6-2	260	9/28/88	Dallas, TX	Frisco, TX	PHILLIES	.217	88	295	35	64	17	0	14	34	0	1	1	34	114	1	0	8	3.089
#	INFELDERS (7)	B-T	HT	WT	BORN	BIRTHPLACE	RESIDENCE	2017 CLUB(S)	AVG	G	AB	R	H	2B	3B	HR	RBI	SH	SF	HP	BB	SO	SB	CS	E	MLSER
67	Álvarez, Elezer	L-R	5-11	165	10/15/94	Loma de Cabrera, DR	Santiago, DR	Springfield	.247	54	186	29	46	11	1	4	26	0	2	5	16	56	8	3	12	0.000
								GCL Cardinals	.250	7	24	4	6	2	0	1	2	0	1	0	2	3	1	0	4	0.027
2	Crawford, J.P.	L-R	6-2	199	1/11/95	Long Beach, CA	Lakewood, CA	Lehigh Valley	.243	127	474	75	115	20	6	15	63	1	1	1	*79	97	5	4	17	0.027
								PHILLIES	.214	23	70	8	15	4	1	0	6	0	1	0	16	22	1	0	0	0.000
7	Franco, Maikel	R-R	6-1	229	8/26/92	Azua, DR	Azua, DR	PHILLIES	.230	154	575	66	132	29	1	24	76	0	5	2	41	95	0	15	2.170	
16	Hernández, César	S-R	5-10	167	5/23/90	Valencia, Carabobo, VZ	Valencia, Carabobo, VZ	PHILLIES	.294	128	511	85	150	26	6	9	34	0	1	4	61	104	15	5	11	3.154
								Clearwater - a	.143	4	7	2	1	0	0	0	1	0	0	1	9	2	0	0	0	0.000
19	Joseph, Tommy	RR	6-1	230	7/16/91	Phoenix, AZ	Destin, FL	PHILLIES	.240	142	495	51	119	27	1	22	69	0	3	2	33	129	1	0	8	1.143
41	Santana, Carlos	S-R	5-11	210	4/8/86	Santo Domingo, DR	Santo Domingo, DR	CLEVELAND	.259	154	571	90	148	37	3	23	79	0	2	6	88	94	5	1	5	7.115
76	Valentín, Jesmel	S-R	5-10	180	5/12/94	Manatí, PR	Manatí, PR	Lehigh Valley	.229	29	96	9	22	3	0	1	7	1	0	1	6	16	0	0	4	0.000
#	OUTFIELDERS (6)	B-T	HT	WT	BORN	BIRTHPLACE	RESIDENCE	2017 CLUB(S)	AVG	G	AB	R	H	2B	3B	HR	RBI	SH	SF	HP	BB	SO	SB	CS	E	MLSER
23	Altherr, Aaron	RR	6-5	223	1/14/91	Landsbühl, Germany	Buckeye, AZ	PHILLIES	.272	107	372	58	101	24	5	19	65	0	1	7	32	104	5	4	3	2.054
77	Cozens, Dylan	L-L	6-6	245	5/31/94	Scottsdale, AZ	Scottsdale, AZ	Lehigh Valley	.210	135	476	68	100	12	3	27	75	0	3	5	58	*194	8	3	4	0.000
37	Herrera, Odúbel	L-R	5-11	206	12/29/91	Zulia, VZ	Zulia, VZ	PHILLIES	.281	138	526	67	148	42	3	14	56	0	2	4	31	126	8	5	2	3.000
								Reading - a	1.000	1	2	2	2	0	0	2	0	0	0	1	0	0	0	0	1	0.000
								Lehigh Valley - a	.250	1	4	1	1	0	0	0	0	0	0	0	0	0	0	0	0	0.000
17	Hoskins, Rhyss	R-R	6-4	240	3/17/93	Sacramento, CA	Sacramento, CA	Lehigh Valley	.284	115	401	78	114	24	4	29	*91	0	5	5	64	75	4	2	8	0.053
								PHILLIES	.259	50	170	37	44	7	0	18	48	0	2	3	37	46	2	0	4	0.022
24	Quinn, Roman	S-R	5-10	170	5/14/93	Port St. Joe, FL	Port St. Joe, FL	Lehigh Valley	.274	45	175	24	48	8	3	2	13	2	1	1	18	49	10	4	3	0.094
5	Williams, Nick	L-L	6-3	195	9/8/93	Galveston, TX	La Marque, TX	Lehigh Valley	.280	78	282	43	79	16	2	15	44	1	2	5	16	90	5	4	3	0.094
								PHILLIES	.288	83	313	45	90	14	4	12	55	0	4	6	20	97	1	2	0	0.000

\*League leader; # Tied for league lead; a - Rehab assignment

# 2018 NON-ROSTER INVITEES

#	PITCHERS (P)	B-T	HT	WT	BORN	BIRTHPLACE	RESIDENCE	2017 CLUB(S)	W-L	ERA	G	GS	SHO	SV	IP	H	R	ER	HR	HB	BB	SO	WP	BK	MLSER	
54	Abad, Fernando	L-L	6-3	225	12/17/85	La Romana, DR	La Romana, DR	BOSTON	2-1	3.50	48	0	0	0	1	43.2	40	17	16	4	1	14	37	0	1	6.073
47	Beato, Pedro	R-R	6-6	230	10/27/86	Santo Domingo, DR	Mulberry, FL	Lehigh Valley Phillies	1-3	2.75	52	0	0	0	*33	55.2	41	17	17	4	3	20	42	5	0	2.018
								Clearwater - a	0-0	1.00	1	0	0	0	0	2.0	0	0	0	0	0	0	1	2	0	0
								San Antonio	10-6	3.78	26	24	0	0	0	250.0	131	69	63	12	8	48	138	3	*3	0.000
71	De Los Santos, Enyel	R-R	6-3	170	12/25/95	San Pedro de Macoris, DR	San Pedro de Macoris, DR	Reading Lehigh Valley	3-0	3.10	5	5	0	0	0	29.0	27	11	10	6	1	5	22	0	0	0.000
78	Eshelman, Tom	R-R	6-3	210	6/20/94	Carlsbad, CA	Carlsbad, CA	Lehigh Valley	10-3	2.23	18	18	3	1	0	121.0	101	36	30	8	0	13	80	0	0	0.000
84	Hammer, JD	R-R	6-3	205	7/12/94	Fort Collins, CO	Windsor, CO	Ashville Lancaster Clearwater	4-1	1.20	24	0	0	0	7	30.0	17	4	4	0	2	5	47	2	0	0.000
33	Hutchison, Drew	L-R	6-3	205	8/22/90	Lakeland, FL	Tampa, FL	Indianapolis	9-9	3.56	28	#26	1	0	0	#159.1	149	69	63	14	7	57	124	6	1	3.165
74	Irvin, Cole	L-L	6-4	219	1/31/94	Anaheim, CA	Yorba Linda, CA	Clearwater Reading	4-6	2.56	12	11	0	0	0	67.0	68	26	19	2	2	14	52	4	0	0.000
								Reading	5-3	4.06	13	13	0	0	0	84.1	72	41	38	12	5	24	66	1	0	
69	Leibrandt, Brandon	L-L	6-4	195	12/13/92	Alpharetta, GA	Alpharetta, GA	Lehigh Valley	6-2	3.34	13	13	0	0	0	72.2	77	29	27	4	0	23	52	3	1	0.000
75	Rodriguez, Francisco	R-R	6-0	180	1/7/82	Caracas, VZ	Caracas, VZ	DETROIT	2-5	7.82	28	0	0	0	7	25.1	31	22	22	9	11	23	2	0	14.026	
								Harrisburg	0-0	3.00	3	0	0	0	0	3.0	2	1	0	0	1	2	0	0	0	0
								Potomac	0-0	0.00	1	0	0	0	0	1.0	3	3	0	0	0	2	0	1	0	0
								Hagerstown	0-0	0.00	1	0	0	0	0	1.0	3	0	0	0	0	0	0	0	0	0
#	CATCHERS (3)	B-T	HT	WT	BORN	BIRTHPLACE	RESIDENCE	2017 CLUB(S)	AVG	G	AB	R	H	2B	3B	HR	RBI	SH	SF	HP	BB	SO	SB	CS	E	MLSER
79	Cabral, Edgar	R-R	5-11	219	9/12/95	Burbank, CA	Littlerock, CA	Lakewood Clearwater	3.10	24	84	16	26	5	0	2	14	0	2	3	23	39	0	0	7	0.000
68	Moore, Logan	L-R	6-3	220	8/22/90	Scranton, PA	Loveland, CO	Lehigh Valley	.233	64	210	26	49	7	1	6	31	1	4	0	23	72	0	1	4	0.000
86	Rickles, Nick	R-R	6-3	220	2/2/90	Ft. Lauderdale, FL	Henderson, NV	Harrisburg Reading Lehigh Valley	.000	2	5	0	0	0	0	0	0	0	0	0	0	0	2	0	0	0.000
								Reading	.274	26	95	9	26	8	0	4	12	0	2	0	5	9	1	0	2	0
								Lehigh Valley	.250	9	28	2	7	1	0	0	5	0	0	0	2	9	0	0	0	0
#	INFELDERS (8)	B-T	HT	WT	BORN	BIRTHPLACE	RESIDENCE	2017 CLUB(S)	AVG	G	AB	R	H	2B	3B	HR	RBI	SH	SF	HP	BB	SO	SB	CS	E	MLSER
4	Flaherty, Ryan	L-R	6-3	220	7/27/86	Portland, ME	Portland, ME	BALTIMORE	.211	23	30	5	8	1	0	0	4	0	0	1	4	10	0	0	1	6.000
								Bowie - a	.395	12	38	15	3	0	0	2	6	0	0	0	1	10	3	0	0	0
								Frederick - a	.154	4	13	2	2	0	0	0	0	0	0	0	1	5	3	0	0	0
18	Florimón, Pedro	S-R	6-2	185	12/10/86	La Romana, DR	La Romana, DR	Lehigh Valley Phillies	.265	90	310	32	82	13	1	10	33	1	2	6	34	94	4	3	5	2.126
								Phillies	.348	15	46	6	16	4	1	0	6	0	0	0	3	16	0	0	0	0
80	Kingery, Scott	R-R	5-10	176	4/29/94	Phoenix, AZ	Tampa, FL	Reading Lehigh Valley	.313	69	278	62	87	18	5	18	44	3	4	4	28	51	19	3	0.000	
30	McBride, Matt	R-R	6-3	220	5/23/85	Bethlehem, PA	Bethlehem, PA	Nashville	.231	79	251	30	58	19	1	10	49	1	6	6	23	47	1	1	5	1.010
73	Meneses, Heiker	R-R	5-9	200	7/1/91	Caracas, VZ	Caracas, VZ	Portland Pawtucket	.229	20	70	8	16	3	0	4	2	1	0	0	7	14	2	2	1	0.000
12	Middlebrooks, Will	R-R	6-3	197	9/9/88	Greenville, TX	Scottsdale, AZ	Round Rock TEXAS	.291	68	237	34	69	10	2	16	1	0	3	6	31	88	0	1	5	3.146
9	Rosales, Adam	R-R	6-2	200	5/20/83	Chicago, IL	Phoenix, AZ	OAKLAND	.234	71	205	15	48	11	0	4	27	3	3	2	10	66	1	1	9	7.163
83	Walding, Mitch	L-R	6-3	213	9/10/92	Lodi, CA	Lodi, CA	ARIZONA	.202	34	100	17	5	0	3	9	1	1	2	1	34	0	1	2	0	0.000
								Reading GCL Phillies	.236	99	351	52	83	15	4	25	62	0	2	4	44	127	1	1	15	0.000
								Reading GCL Phillies	.500	2	8	3	4	2	1	0	1	0	0	0	0	2	0	0	0	0
#	OUTFIELDERS (3)	B-T	HT	WT	BORN	BIRTHPLACE	RESIDENCE	2017 CLUB(S)	AVG	G	AB	R	H	2B	3B	HR	RBI	SH	SF	HP	BB	SO	SB	CS	E	MLSER
21	Cowgill, Collin	R-L	5-9	190	5/22/86	Lexington, KY	Lexington, KY	El Paso	.235	58	200	34	47	8	1	7	24	1	1	17	59	4	3	0	3.168	
								AZL Padres	.250	4	12	1	3	1	0	0	3	0	0	0	1	2	0	0	1	0
								AZL Padres - a	.667	1	3	1	2	2	0	0	2	0	0	0	1	2	0	0	0	0
60	Ortiz, Danny	L-L	5-10	185	1/5/90	Caguas, PR	Cayey, PR	Indianapolis PITTSBURGH	.270	110	411	47	111	30	1	15	63	2	6	3	19	80	5	2	2	0.011
								Indianapolis	.083	9	12	1	1	0	0	0	0	0	0	0	1	0	0	2	1	0
85	Pullin, Andrew	L-R	6-0	190	9/25/93	Centralia, WA	Centralia, WA	Reading Lehigh Valley	.308	67	266	40	82	22	1	14	46	0	3	5	22	43	2	0	1	0.000
								Reading	.231	67	238	22	55	21	2	6	23	0	0	3	13	50	3	1	2	

\*League leader; # Tied for league lead; a - Rehab assignment



## FERNANDO ABAD

### LEFT-HANDED PITCHER

**B-T:** L-L

**HT:** 6-3; **WT:** 225

**OPENING DAY AGE:** 32

**BORN:** December 17, 1985, La Romana, DR

**RESIDES:** La Romana, DR

**ML SERVICE:** 6 years, 73 days

**HOW OBTAINED:** Signed by Phillies as a minor league free agent, 2/20/18

54

NON-ROSTER  
INVITEE

2018 PHILLIES

### 2017

- Spent the entire season with BOS
- Of his 48 relief appearances, 34 were scoreless (70.8%)
- Held LHH to a .227/.288/.348 slash line (15-66) with 4 XBH (2 2B & 2 HR)
- From 4/28-8/26 (26 G), held LHH to a .098 AVG (4-41)
- Held opponents to a .186 AVG (8-43) with RISP
- Posted a 1.33 ERA (3 ER, 20.1 IP) in 22 road games compared to a 5.01 ERA (13 ER, 23.1 IP) in 26 home games
- Averaged 2.89 BB/9.0 IP (14 BB, 43.2 IP), his lowest mark since 2014 (2.35)
- Posted a 2.93 ERA (9 ER, 27.2 IP) in 27 games before the All-Star break and a 3.94 ERA (7 ER, 16.0 IP) in 21 games after
- Retired 35 of 48 first batters faced (72.9%)
- Logged a season-best 8-game scoreless streak (8.0 IP) from 5/1-20, surrendering 2 hits in that span (.083 AVG)
- Earned his second career save on 7/2 at TOR (3.0 IP, BB, 3 SO)

### 2016

- Pitched for MIN and BOS, combining to post a 3.66 ERA (19 ER, 46.2 IP) over 57 games
- Of his 57 relief appearances, 42 were scoreless (73.7%)
- Held LHH to a .195 OBP, the lowest mark in the American League and 3rd-lowest in the majors (min. 75 LHH faced)
- LHH batted .153 (11-72) against him, the 10th-lowest mark in the majors and 3rd-lowest in the AL (min. 75 LHH faced)
- Began the season with MIN and went 1-4 with 1 save and a 2.65 ERA (10 ER, 34.0 IP) in 39 appearances
- Started the season with a 9.1-inning scoreless streak (9 G) from 4/4-25 and did not surrender an ER over his first 13 appearances (12.0 IP) of the season
- Posted a 0.47 ERA (1 ER, 19.1 IP) and held opponents to a .197 AVG (13-66) over his first 23 games of the season from 4/4-5/29
- In 34 games before the All-Star break, pitched to a 2.83 ERA (9 ER, 28.2 IP)
- Traded to BOS in exchange for RHP Pat Light on 8/1
- Went 0-2 with a 6.39 ERA (9 ER, 12.2 IP) in 18 games with BOS
- Pitched for Este and Aguilas in the Dominican Winter League

### 2015

- Made OAK's Opening Day roster for the second consecutive season
- Led the club with 62 appearances
- From 5/22-8/9, posted a 0.83 ERA (2 ER, 21.2 IP) with 24 strikeouts in 23 games
- Held opponents to a .167 AVG (5-30) with RISP and 2 outs
- Inherited 46 runners (T-5th in the AL), allowing 13 to score

### 2014

- Spent entire season with OAK
- Made a career-high 69 appearances
- Among AL relievers, ranked 5th in ERA (1.57) and 7th in OPP SLG % (.253)
- Held LHH to a .191 AVG (17-89) and RHH to a .162 AVG (17-105)
- Struck out 35 of the 100 LHH he faced
- Began the season (3/31-5/7) with a career-high 14.1-inning scoreless streak and matched it with another 14.1-inning scoreless stretch from 7/27-9/20
- Started the season with a 27.2-inning homerless streak (33 G)
- Held opponents to a .043 AVG (2-47) in his first 16 games
- Over his final 50 games, posted a 1.12 ERA (5 ER, 40.1 IP) and held opponents to a .197 AVG (27-137)
- Retired the only batter (Alex Gordon) he faced (0.1 IP) in the AL Wild Card Game at KC on 9/30, his first career postseason appearance

### 2013

- Began the season with Syracuse (AAA), posting a 1.06 ERA in 17 relief appearances
- Had his contract selected by WSH on 5/21
- Had an 8.2-inning scoreless streak (10 G) from 5/25-6/11
- Posted a 1.83 ERA (4 ER, 19.2 IP) in 20 games before the All-Star break
- Following the season, pitched for Este in the Dominican Winter League

### 2012

- Made HOU's Opening Day roster for the second straight season
- Had a 6.45 ERA in 6 starts for the Astros compared to a 3.80 ERA in 31 relief appearances
- Optioned to Oklahoma City (AAA) on 4/9
- Recalled by HOU on 4/27
- Was on the 15-day DL (right intercostal strain), 5/26-6/14; included rehab assignment to Oklahoma City, 6/8-14

### 2011

- Made his first career Opening Day roster
- Earned his first career win, 4/7 at CIN (1.1 IP)
- Optioned to Oklahoma City on 5/17 and recalled by HOU, 6/16
- Was on the 15-day DL (left shoulder tendinitis) from 7/3-29; included rehab assignments to Gulf Coast League Astros (R) and Oklahoma City
- Following the season, pitched for Este in the Dominican Winter League

## 2010

- Had 2 stints with HOU and posted a 2.84 ERA (6 ER, 19.0 IP) over 22 relief appearances
- Held opponents to a .200 AVG (14-70)
- Made his ML debut on 7/28 vs CHI (1.0 IP, H, BB)
- Recorded his first career strikeout, 8/20 at FLA (Giancarlo Stanton)
- Began the season with Corpus Christi (AA) and also pitched for Round Rock (AAA)
- Following the season, pitched for Este in the Dominican Winter League

## 2009

- Spent the majority of the season with Lancaster (A)
- Led the club with 6 saves
- Named Lancaster's Pitcher of the Month for May (1-0, 1.06 ERA, 1 SV in 7 G)
- Promoted to Corpus Christi on 8/27

## 2008

- Spent the entire season with Lexington (A)
- Led the club with 45 appearances
- Averaged 11.08 SO/9.0 IP (94 SO, 76.1 IP)
- Selected as Lexington's Pitcher of the Month for May

## 2007

- Posted a 4.25 ERA in 19 combined games (4 GS) between Greenville (R) and Tri-City (A)

## 2006

- Spent season with Dominican Summer League Astros (R)
- Did not allow a home run in his first 36.2 IP
- Posted a 0.93 WHIP

## 2005

- Made 1 start for the DSL Astros

## 2004

- In 8 starts for the DSL Astros, went 4-1 with a 1.29 ERA

## 2003

- Began professional career with DSL Astros
- Named a DSL All-Star
- Averaged 10.00 SO/9.0 IP (87 SO, 78.1 IP)

## PERSONAL

Fernando Antonio Abad (pronounced uh-BAHD)... **Signed by:** Julio Linares and Adriano Rodriguez.

## FERNANDO ABAD'S CAREER STATISTICS

YEAR	CLUB	W-L	ERA	G	GS	CG	SHO	SV	IP	H	R	ER	HR	HB	BB	SO	WP	BK	AVG
2003	DSL Astros	6-2	1.61	14	14	0	0	0	78.1	55	24	14	0	4	7	87	3	0	---
2004	DSL Astros	4-1	1.29	8	8	0	0	0	42.0	24	10	6	0	2	7	39	2	1	---
2005	DSL Astros	0-0	3.00	1	1	0	0	0	3.0	4	2	1	0	0	0	2	0	0	---
2006	DSL Astros	5-2	1.32	15	11	0	0	1	61.1	50	18	9	1	6	7	64	0	1	.221
2007	Greenville	6-4	4.14	17	4	0	0	1	50.0	47	29	23	6	2	12	54	2	3	.246
	Tri-City	0-0	6.00	2	0	0	0	0	3.0	2	2	2	0	0	2	5	0	0	.182
2008	Lexington	2-7	3.30	45	0	0	0	3	76.1	78	31	28	9	4	13	94	1	2	.259
2009	Lancaster	4-6	4.14	41	0	0	0	6	82.2	78	42	38	8	5	8	79	3	0	.252
	Corpus Christi	0-1	3.21	3	3	0	0	0	14.0	12	7	5	1	0	3	13	1	0	.222
2010	Corpus Christi	4-3	2.50	14	4	0	0	0	39.2	48	16	11	3	0	6	33	2	1	.306
	Round Rock	0-0	1.42	5	0	0	0	0	6.1	5	1	1	1	0	2	9	0	0	.208
	HOUSTON	0-1	2.84	22	0	0	0	0	19.0	14	6	6	3	0	5	12	0	0	.200
2011	HOUSTON	1-4	7.32	29	0	0	0	0	19.2	28	18	16	5	1	9	15	0	0	.326
	GCL Astros - a	0-0	0.00	2	0	0	0	0	2.0	1	0	0	0	0	0	2	0	0	.143
	Oklahoma City	2-3	4.80	29	0	0	0	0	30.0	32	16	16	4	0	6	31	1	0	.271
2012	Oklahoma City	2-0	3.90	13	3	0	0	2	27.2	33	12	12	3	1	7	28	0	2	.303
	HOUSTON	0-6	5.09	37	6	0	0	0	46.0	57	27	26	6	3	19	38	4	0	.311
2013	Syracuse	1-0	1.06	17	0	0	0	0	17.0	17	2	2	0	0	2	12	0	0	.254
	WASHINGTON	0-3	3.35	39	0	0	0	0	37.2	42	14	14	3	1	10	32	0	0	.271
2014	OAKLAND	2-4	1.57	69	0	0	0	0	57.1	34	11	10	4	4	15	51	0	0	.175
2015	OAKLAND	2-2	4.15	62	0	0	0	0	47.2	45	23	22	11	1	19	45	4	0	.251
2016	MINNESOTA	1-4	2.65	39	0	0	0	1	34.0	27	11	10	2	0	14	29	0	1	.220
	BOSTON	0-2	6.39	18	0	0	0	0	12.2	13	9	9	2	1	8	12	1	0	.255
	MIN/BOS	1-6	3.09	57	0	0	0	1	46.2	40	20	19	4	1	22	41	1	1	.230
2017	BOSTON	2-1	3.30	48	0	0	0	1	43.2	40	18	16	4	1	14	37	0	1	.242
	<b>Minors Totals</b>	<b>36-29</b>	<b>2.84</b>	<b>226</b>	<b>48</b>	<b>0</b>	<b>0</b>	<b>13</b>	<b>533.1</b>	<b>486</b>	<b>212</b>	<b>168</b>	<b>36</b>	<b>24</b>	<b>82</b>	<b>552</b>	<b>15</b>	<b>10</b>	<b>---</b>
	<b>AL Totals</b>	<b>7-13</b>	<b>3.09</b>	<b>236</b>	<b>0</b>	<b>0</b>	<b>0</b>	<b>2</b>	<b>195.1</b>	<b>159</b>	<b>72</b>	<b>67</b>	<b>23</b>	<b>7</b>	<b>70</b>	<b>174</b>	<b>5</b>	<b>2</b>	<b>.223</b>
	<b>NL Totals</b>	<b>1-14</b>	<b>4.56</b>	<b>127</b>	<b>6</b>	<b>0</b>	<b>0</b>	<b>0</b>	<b>122.1</b>	<b>141</b>	<b>65</b>	<b>62</b>	<b>17</b>	<b>5</b>	<b>43</b>	<b>97</b>	<b>4</b>	<b>0</b>	<b>.285</b>
	<b>ML Totals</b>	<b>8-27</b>	<b>3.65</b>	<b>363</b>	<b>6</b>	<b>0</b>	<b>0</b>	<b>2</b>	<b>317.2</b>	<b>300</b>	<b>137</b>	<b>129</b>	<b>40</b>	<b>12</b>	<b>113</b>	<b>271</b>	<b>9</b>	<b>2</b>	<b>.249</b>

a - Rehab assignment

## ABAD'S WILD CARD GAME STATISTICS

YEAR	CLUB, OPP	W-L	ERA	G	GS	CG	SHO	SV	IP	H	R	ER	HR	HB	BB	SO	WP	BK	BAA
2014	OAK, KC	0-0	0.00	1	0	0	0	0	0.1	0	0	0	0	0	0	0	0	0	.000

## ABAD'S MAJOR LEAGUE HITTING TOTALS

	AVG	AB	R	H	2B	3B	HR	RBI	SH	SF	HP	BB	SO	SB	CS	E
Career	.111	9	0	1	0	0	0	0	0	0	0	0	5	0	0	2

## ABAD'S CAREER TRANSACTIONS

- Signed by Houston Astros as an amateur free agent, September 6, 2002
- On disabled list with left shoulder tendinitis, July 3-29, 2011; included rehab assignments to Gulf Coast League Astros (R), July 15-16 & July 29; and Oklahoma City (AAA), July 17-21
- On disabled list with a right intercostal strain, May 26-June 14, 2012; included rehab assignment to Oklahoma City, June 8-14
- Signed by Washington Nationals as a minor league free agent, November 19, 2012
- Traded to Oakland Athletics for John Wooten (of), November 25, 2013
- Signed by Minnesota Twins as a minor league free agent, December 16, 2015
- Traded to Boston Red Sox for Pat Light (rhp), August 1, 2016
- Signed by Philadelphia Phillies as a minor league free agent, February 20, 2018

## ABAD'S CAREER FIELDING

POSITION	PCT	G	PO	A	E	TC	DP
Pitcher	.957	363	7	37	2	46	2

## ABAD'S GAME HIGHS

**STRIKEOUTS:** 6 – 9/18/12 at STL... **WALKS:** 4 – 8/25/12 at NYM... **LONGEST OUTING:** 5.0 inn. – 9/18/12 at STL... **WINNING STREAK:** 3 games – 8/9/15-5/21/16... **LOSING STREAK:** 15 games, 4/9/11-5/27/14... **SCORELESS STREAK:** 14.1 inn. – 2 times, last: 7/27-9/20/14



## JORGE ALFARO

**CATCHER**

**@\_JorgeAlfaro11**

**B-T:** R-R

**HT:** 6-2; **WT:** 240

**OPENING DAY AGE:** 24

**BORN:** June 11, 1993, Sincelejo, Colombia

**RESIDES:** Sincelejo, Colombia

**ML SERVICE:** 83 days

**HOW OBTAINED:** Acquired from Texas Rangers with Matt Harrison, Alec Asher, Jerad Eickhoff, Jake Thompson and Nick Williams for Cole Hamels, Jake Diekman and cash considerations, 7/31/15

38

### 2017

- Made 3 starts for Team Colombia during the World Baseball Classic
- Began the season with Lehigh Valley (AAA)
- Named an International League midseason All-Star
- Recalled on 8/4
- At the time of his recall, led all IL catchers in games (77), total chances (634) and putouts (590)
- Made 29 ML starts: 28 at catcher and 1 at 1st base
- Reached base safely in 26 of his 29 ML games/starts and hit safely in 23 of the 29
- Hit .467 (7-15) with RISP
- Began his ML season with a 9-game hitting streak, 8/5-23 (.324, 12-37) and overall had a career-best 10-game hitting streak, 9/25/16-8/23/17 (.325, 13-40)
- Walked in his first two plate appearances (one intentional) on 8/25 vs CHL, after drawing just one walk in his first 54 career PA (15 G)
- Clubbed his first ML HR, 8/15 at SD (Dinelson Lamet)
- Threw out 4 of 17 (23.5%) attempted base stealers in the major leagues; was 15-for-46 (32.6%) with Lehigh Valley

### 2016

- Began the season with Reading (AA)
- Was selected as an Eastern League midseason All-Star, Phillies Minor League Defender of the Month for July and Phillies Minor League Player of the Week, 4/7-17
- Threw out 44.0% of attempted base stealers (33 of 75), which was the 2nd-best % in the EL
- Had the most total chances (813) at catcher in the EL and made only 6 errors (.993 fielding %)
- With RISP, batted .339 (40-118)
- Had 7 straight multi-hit games, 4/8-17 (.531, 17-32, 4 2B, 3B, HR, 10 RBI)
- Was on the 7-day DL, 4/18-5/6 (right oblique strain)
- Was recalled on 8/26 and spent one day with the Phillies following the trade of Carlos Ruiz
- Appeared in 4 EL playoff games and hit .353 (6-17), 2 HR, 5 RBI
- Went 4-for-5, 2 HR, 3 RBI, 3 R in Game 3 of the EL semifinals, 9/9 vs Trenton
- Recalled again on 9/11 and spent remainder of season with the Phillies
- Collected his 1st ML hit, 9/12 vs PIT, as a pinch-hitter in his 1st ML at-bat (Jared Hughes)
- Made his 1st ML start at catcher, 9/13 vs PIT
- Made 4 ML starts, all at catcher

### 2015

- Began the year with Frisco (AA)
- Had 6 doubles through his first 6 games of the season
- Made 1 start at 1st base in the 2nd game of a DH, 4/25 vs Corpus Christi

- Homered in back-to-back games, 5/25-26
- Was placed on the DL on 6/11 (subluxation of his left peroneal tendon) and was not active for the remainder of his time with TEX
- Had surgery on 6/17 (Dr. John Crates)
- Traded to the Phillies on 7/31
- Appeared in 3 rehab games with the Gulf Coast League Phillies (R), 8/27-29
- Played 13 games for La Guaira in the Venezuelan Winter League (.262, 2B, HR, 3 RBI)
- Following the season, was named the 5th-best prospect in the Phillies minor league system by *Baseball America*

### 2014

- Played in a professional-high 121 games between Myrtle Beach (A) and Frisco
- Named a Carolina League midseason and postseason All-Star
- Finished 3rd in the league in RBI (73) and T-6th in HR (13)
- Following the season, was named the 2nd-best prospect in the CL by *Baseball America*
- Threw out 25 of 88 (28.4%) attempted base stealers overall
- With Myrtle Beach, threw out 19 of 72 (26.4%) attempted base stealers, the 3rd-highest % in the CL
- Was the starting catcher for the World Team at the All-Star Futures Game at Target Field in July
- Promoted to Frisco on 8/4 for the remainder of the season
- Following the season, was named the 3rd-best prospect in TEX's minor league system by *Baseball America*

### 2013

- Spent most of the season with Hickory (A)
- Named the 14th-best prospect in the South Atlantic League by *Baseball America*
- Threw out 27 of 75 (36%) potential base stealers, the 2nd-highest % in the SAL
- Played 16 games at 1st base and 82 games at catcher
- Was hit by a pitch that resulted in a fractured finger in his left hand, 6/28 at Charleston; was on the DL, 6/29-7/28
- Selected to the All-Star Futures Game, but did not participate due to the hand injury
- Promoted to Myrtle Beach on 8/31 for the final weekend of the season and the postseason
- Hit .333 (2-6), 2B in 2 postseason games
- Played in the Arizona Fall League for the AFL Champion Surprise Saguaros (19 G, .386, 27-70, 6 2B, 3B, 11 RBI, 18 R)
- Selected to the AFL All-Prospect Team
- Among AFL players, ranked 2nd in AVG, T-5th in runs (18) and T-7th in doubles
- Threw out 7 of 14 (50%) attempted base stealers, the 2nd-highest rate in the AFL
- Played in 8 games for Toros in the Colombian Winter League (.367, 11-30, 3 2B, HR, 5 RBI)

**2012**

- Appeared in 29 games at catcher, 28 at DH, and 17 at 1st base with Hickory
- Threw out 6 of 40 (15.0%) potential base stealers
- Had two separate stints on the DL with a hamstring strain, 4/13-20 and 4/22-6/10
- Played in 18 games for Ponce in the Puerto Rican Winter League (.292, 19-65, 2 2B, 3B, 2 HR, 10 RBI)

**2011**

- Spent the season with Spokane (A)
- Named the 8th-best prospect in the Northwest League by *Baseball America*
- Tied for the team lead in HR (6)
- Threw out 15 of 69 (21.7%) potential base stealers

**2010**

- Spent his 1st pro season with the Dominican Summer League Rangers (R)

**PERSONAL**

Jorge Mario Alfaro (pronounced al-FAR-oh)... Has one son, Abiel (9/24/15)... 2009 graduate of Instituto Técnico Industrial Antonio Prieto, where he played baseball and soccer... His father was a soccer player and competed for a spot on the Colombian National Team... His younger brother, Jhoandro, is also a catcher in the Chicago White Sox organization... **Hobbies:** Watching movies and TV shows and listening to music... **Signed by:** Rodolfo Rosario, Hamilton Sarabia and Don Welke.

**JORGE ALFARO'S CAREER STATISTICS**

YEAR	CLUB	AVG	G	AB	R	H	2B	3B	HR	RBI	SH	SF	HP	BB	SO	SB	CS	OBP	SLG	OPS	E
2010	DSL Rangers	.221	48	172	18	38	5	2	1	23	0	1	9	5	48	1	4	.278	.291	.569	5
2011	Spokane	.300	45	160	18	48	9	1	6	23	0	0	7	4	54	1	0	.345	.481	.826	10
2012	Hickory	.261	74	272	40	71	21	5	5	34	0	3	9	16	84	7	3	.320	.430	.750	9
2013	Hickory	.258	104	372	63	96	22	1	16	53	0	2	18	28	111	16	3	.338	.452	.790	10
	AZL Rangers	.429	6	21	5	9	2	0	2	8	0	1	2	2	6	2	0	.500	.810	1.310	1
	Myrtle Beach	.182	3	11	4	2	0	0	0	0	0	0	2	5	0	0	0	.308	.182	.490	1
2014	Myrtle Beach	.261	100	398	63	104	22	5	13	73	0	4	12	23	100	6	5	.318	.440	.758	15
	Frisco	.261	21	88	12	23	4	0	4	14	0	0	5	6	23	0	0	.343	.443	.786	1
2015	Frisco	.253	49	190	22	48	15	2	5	21	0	0	8	9	61	2	1	.314	.432	.746	5
	GCL Phillies	.500	3	4	0	2	1	0	0	1	0	0	2	0	0	0	0	.667	.750	1.417	0
2016	Reading	.285	97	404	68	115	21	2	15	67	1	4	4	22	105	3	2	.325	.458	.783	6
	PHILLIES	.125	6	16	0	2	0	0	0	0	0	0	1	8	0	0	0	.176	.125	.301	0
2017	Lehigh Valley	.241	84	324	34	78	13	2	7	43	0	2	8	16	113	1	1	.291	.358	.649	2
	PHILLIES	.318	29	107	12	34	6	0	5	14	0	0	4	3	33	0	0	.360	.514	.874	2
<b>Minors Totals</b>		<b>.262</b>	<b>634</b>	<b>2416</b>	<b>347</b>	<b>634</b>	<b>135</b>	<b>20</b>	<b>74</b>	<b>360</b>	<b>1</b>	<b>17</b>	<b>84</b>	<b>133</b>	<b>710</b>	<b>39</b>	<b>19</b>	<b>.321</b>	<b>.427</b>	<b>.748</b>	<b>65</b>
<b>ML</b>	<b>Totals</b>	<b>.293</b>	<b>35</b>	<b>123</b>	<b>12</b>	<b>36</b>	<b>6</b>	<b>0</b>	<b>5</b>	<b>14</b>	<b>0</b>	<b>0</b>	<b>4</b>	<b>4</b>	<b>41</b>	<b>0</b>	<b>0</b>	<b>.336</b>	<b>.463</b>	<b>.799</b>	<b>2</b>

**ALFARO'S WORLD BASEBALL CLASSIC STATISTICS**

YEAR	CLUB	AVG	G	AB	R	H	2B	3B	HR	RBI	SH	SF	HP	BB	SO	SB	CS	OBP	SLG	OPS	E
2017	Colombia	.250	3	12	2	3	0	0	1	1	0	0	1	0	3	0	0	.308	.500	.808	0

**ALFARO'S CAREER TRANSACTIONS**

- Signed by Texas Rangers as an amateur free agent, January 19, 2010
- Traded to Philadelphia with Matt Harrison (lhp), Alec Asher (rhp), Jerad Eickhoff (rhp), Jake Thompson (rhp) and Nick Williams (of) for Cole Hamels (lhp), Jake Diekman (lhp) and cash considerations, July 31, 2015

**ALFARO'S CAREER FIELDING**

POSITION	PCT	G	PO	A	E	TC	DP	PB
Catcher	.992	32	247	12	2	261	3	4
First base	1.000	2	8	2	0	10	1	

**ALFARO'S GAME HIGHS**

**HITS:** 1... **RUNS:** 1... **DOUBLES:** 1... **TRIPLES:** None... **HOME RUNS:** 1... **RBI:** 2 – 3 times, last: 9/27/17 vs WSH... **WALKS:** 2 – 8/25/17 vs CHI... **STOLEN BASES:** None... **HITTING STREAK:** 10 games – 9/25/16-8/23/17





## AARON ALTHERR

**OUTFIELDER**

**@AAltherr**

**B-T:** R-R

**HT:** 6-5; **WT:** 223

**OPENING DAY AGE:** 27

**BORN:** January 14, 1991, Landstuhl, Germany

**RESIDES:** Buckeye, AZ

**ML SERVICE:** 2 years, 54 days

**HOW OBTAINED:** Selected by Phillies in 9th round of June 2009 draft

23

### 2017

- Established career highs in every nearly offensive category
- Led the club in SLG % (.516), OPS (.856), HBP (7) and OF assists (7)
- 11 of his 19 HR came in the 7th inning or later, which were the most on the team
- Only 4 other NL players had more HR in innings 7-9: LAD's Cody Bellinger (17), CIN's Joey Votto (13), WSH's Ryan Zimmerman (13) and MIA's Giancarlo Stanton (12)
- Among NL players with at least 350 AB, finished 5th in AVG in the 7th inning or later (.331)
- Made a career-high 92 starts: 42 in LF, 38 in RF and 12 in CF
- Had 2 DL stints: 7/17-25 and 8/5-9/3, both with a right hamstring strain
- Had a career-best 10-game hitting streak, 6/17-28 (.318 AVG, 14-44)
- Clubbed a 3-run HR in 3 straight games, 5/7-10, to become the first Phillie to do that since 1981 when Hall of Famer Mike Schmidt did it (9/30-10/3)
- Collected 15 XBH in 74 AB to begin the season, becoming the first Phillie to do so since 2008 (Chase Utley – 72 AB)

### 2016

- Began the season on the 60-day DL (torn tendon in left wrist) after diving for a ball in a spring training game
- Underwent surgery on 3/9 (Dr. Randall Culp)
- Appeared in 6 rehab games for Gulf Coast League Phillies (R), 2 with Clearwater (A), 3 with Reading (AA) and 2 with Lehigh Valley (AAA)
- Activated on 7/28 and made his season debut that night at ATL (3-4, 2 R, HR, 2 RBI)
- Went 3-for-5, HR, 5 RBI, SB and a career-high 3 runs scored on 8/2 vs SF
- Overall, made 54 ML starts: 35 in RF, 12 in LF and 7 in CF

### 2015

- Among NL rookies, finished T-5th in HBP (5) and T-9th in triples (4)
- Began the season with Reading
- Was promoted to Lehigh Valley on 6/23
- Named Phillies Minor League Player of the Week, 6/15-21, and Player of the Month for June (28 G, .355, 9 2B, 3B, 4 HR, 15 RBI)
- Of his 8 HR with Lehigh Valley, 6 of them either tied the game (4) or gave the team a lead (2)
- Batted .293 (127-433), 32 2B, 5 3B, 14 HR, 67 RBI, 49 BB, 16 SB, 4 CS, .367 OBP, .487 SLG % (111 G) between Reading and Lehigh Valley
- Recalled by the Phillies on 8/18
- Led Phillies in runs (25), triples (4), XBH (20), total bases (67) and walks (16) and T-1st in doubles (11) from the time of his recall through the end of the season

- Was the 1st player in MLB to begin his career with 7 consecutive XBH (4 2B, 3B, 2 HR) since 2008 (OAK's Carlos Gonzalez)
- Of his 33 ML hits, 20 went for extra bases (11 2B, 4 3B, 5 HR)
- On 8/19 vs TOR, became the 1st Phillie rookie to collect his first ML hit, HR, double, run, RBI and walk in the same game since Denny Southern, 9/10/26 vs CHI
- Established single-game career highs in hits (4), HR (2), XBH (3) and RBI (5), 9/25 at WSH
- On 9/25 at WSH, became the 1st Phillie with an inside-the-park grand slam since 8/8/56 vs NYG (Ted Kazanski) and the 1st ML player to do it since 10/3/99 (TB's Randy Winn vs NYY)
- Made 35 ML starts: 20 in LF, 10 in RF and 5 in CF
- Following the season, won a minor league Gold Glove Award after finishing with a 1.000 fielding % (107 G, 279 TC, 8 A)

### 2014

- Began the season with Clearwater
- Promoted to Reading on 4/20
- Named Phillies Minor League Player of the Week, 6/9-15
- Had his 1st ML recall on 6/16 and made his ML debut that night at ATL as a pinch-hitter (0-1)
- Optioned back to Reading on 6/19
- Recalled again on 7/2
- Made his 1st ML start on 7/3 (LF) at MIA before being optioned back to Reading following the game
- Homered 4 times over a 6-game span, 8/7-13
- Played for Zulia in the Venezuelan Winter League (.286, 5 2B, 2 3B, 4 HR, 27 RBI, 31 G)

### 2013

- Spent the season with Clearwater
- Named a Florida State League midseason and postseason All-Star
- Led the FSL in doubles (36) and finished 5th in total bases (212), T-5th in hits (128) & triples (6), 7th in SLG % (.455) and 8th in RBI (69) & SB (23)
- Hit .307 (35-114) with RISP
- Batted .348 (32-92) in 25 April games
- Was on the temporary inactive list, 5/12-15
- Played for Peoria in the Arizona Fall League
- Following the season, was named the 9th-best prospect in the Phillies minor league system by *Baseball America*

### 2012

- Spent the season with Lakewood (A)
- Led all Phillies minor leaguers in SB (25)
- T-6th in the South Atlantic League in triples (6)
- Played all 3 OF positions
- Was on DL with a left quad strain, 7/26-8/17
- Played for Germany in the World Baseball Classic qualifiers (.545, 2 HR, 6 RBI)

**2011**

- Began the season with Lakewood
- Transferred to Williamsport (A) on 6/10
- Finished 4th in the New York-Penn League in SB (25), 6th in games (71) and T-8th in AB (269)
- Named Phillies Minor League Player of the Week, 8/1-7
- Homered in 3 consecutive games, 8/2-4

**2010**

- Began the season with the GCL Phillies
- Batted .351 (27-77) in 18 July games before being promoted to Williamsport on 7/22
- Named Phillies Minor League Player of the Week, 7/19-25
- Hit safely in 21 of his 28 games with Williamsport

- Following the season, was named 10th-best prospect in Phillies minor league system by *Baseball America*
- Participated in Florida Instructional League

**2009**

- Began his pro career with the GCL Phillies
- Participated in FIL

**PERSONAL**

Aaron Samuel Altherr (pronounced all-TAIR)... Married Samantha Chavez (11/20/16)... 2009 graduate of Agua Fria High School (AZ), where he played baseball, basketball and golf... **Hobbies:** Working out, golfing, watching *King of Queens*... **Signed by:** Brad Holland.

**AARON ALTHERR'S CAREER STATISTICS**

YEAR	CLUB	AVG	G	AB	R	H	2B	3B	HR	RBI	SH	SF	HP	BB	SO	SB	CS	OBP	SLG	OPS	E
2009	GCL Phillies	.214	28	84	10	18	3	0	1	11	0	0	0	8	15	6	1	.283	.286	.569	4
2010	GCL Phillies	.304	27	115	12	35	6	1	1	15	0	1	2	3	22	10	3	.331	.400	.731	1
	Williamsport	.287	28	94	11	27	7	3	0	10	1	0	1	8	13	2	3	.350	.426	.776	0
2011	Lakewood	.211	41	147	20	31	6	0	1	15	1	2	2	11	47	12	0	.272	.272	.544	2
	Williamsport	.260	71	269	41	70	12	2	5	31	4	4	5	13	52	25	4	.302	.375	.677	5
2012	Lakewood	.252	110	420	65	106	27	6	8	50	1	6	6	38	102	25	8	.319	.402	.721	1
2013	Clearwater	.275	123	466	57	128	36	6	12	69	5	8	3	45	140	23	5	.337	.455	.792	2
2014	Clearwater	.250	7	28	6	7	1	2	0	2	0	0	5	8	1	0	.364	.429	.793	2	
	Reading	.236	120	449	54	106	27	2	14	57	4	5	8	26	110	12	6	.287	.399	.686	5
	PHILLIES	.000	2	5	0	0	0	0	0	0	0	0	0	2	0	0	0	.000	.000	.000	0
2015	Reading	.293	60	229	29	67	19	3	6	29	1	1	1	28	40	8	3	.371	.480	.851	0
	Lehigh Valley	.294	51	204	36	60	13	2	8	38	0	2	2	21	44	8	1	.362	.495	.857	0
	PHILLIES	.241	39	137	25	33	11	4	5	22	1	2	5	16	41	6	2	.338	.489	.827	0
2016	GCL Phillies - a	.375	6	16	5	6	1	0	1	3	0	0	1	6	2	0	0	.565	.625	1.190	0
	Clearwater - a	.375	2	8	2	3	0	0	0	1	0	0	1	0	2	0	0	.444	.375	.819	0
	Reading - a	.300	3	10	3	3	0	0	0	1	0	0	2	1	2	2	0	.462	.300	.762	0
	Lehigh Valley - a	.286	2	7	0	2	1	0	0	1	0	0	0	0	2	0	0	.286	.429	.715	0
	PHILLIES	.197	57	198	23	39	6	0	4	22	0	0	6	23	69	7	2	.300	.288	.588	1
2017	PHILLIES	.272	107	372	58	101	24	5	19	65	0	1	7	32	104	5	4	.340	.516	.856	3
<b>Minors Totals</b>		<b>.263</b>	<b>679</b>	<b>2546</b>	<b>351</b>	<b>669</b>	<b>159</b>	<b>27</b>	<b>57</b>	<b>333</b>	<b>17</b>	<b>29</b>	<b>34</b>	<b>213</b>	<b>601</b>	<b>134</b>	<b>34</b>	<b>.325</b>	<b>.414</b>	<b>.738</b>	<b>22</b>
<b>ML</b>	<b>Totals</b>	<b>.243</b>	<b>205</b>	<b>712</b>	<b>106</b>	<b>173</b>	<b>41</b>	<b>9</b>	<b>28</b>	<b>109</b>	<b>1</b>	<b>3</b>	<b>18</b>	<b>71</b>	<b>216</b>	<b>18</b>	<b>8</b>	<b>.326</b>	<b>.444</b>	<b>.770</b>	<b>4</b>

\* League leader

a - Rehab assignment

**ALTHERR'S CAREER TRANSACTIONS**

- Selected by Philadelphia in 9th round of June 2009 draft
- On disabled list with a torn tendon in his left wrist, April 2-July 27, 2016; included rehab assignments to GCL Phillies, July 8-17; Clearwater, July 18-20; Reading, July 21-24; and Lehigh Valley, July 25-26
- On disabled list with a right hamstring strain, July 17-25, 2017 and August 5-September 3, 2017

**ALTHERR'S CAREER FIELDING**

POSITION	PCT	G	PO	A	E	TC	DP
Outfield	.990	201	403	13	4	420	6

**ALTHERR'S GAME HIGHS**

**HITS:** 4 - 9/25/15 at WSH... **RUNS:** 3 - 8/2/16 vs SF... **DOUBLES:** 2 - 5 times, last: 7/14/17 at MIL... **TRIPLES:** 1... **HOME RUNS:** 2 - 3 times, last: 7/28/17 vs ATL... **RBI:** 5 - 2 times, last: 8/2/16 vs SF... **WALKS:** 2 - 11 times, last: 7/29/17 vs ATL... **STOLEN BASES:** 2 - 9/27/15 at WSH... **HITTING STREAK:** 10 games - 6/17-28/17

**ALTHERR'S NOTABLE HOMERS**

**GRAND SLAMS:** 2 - 9/25/15 at WSH (Jordan Zimmermann); 9/18/17 vs LAD (Clayton Kershaw)... **INSIDE-THE-PARK HR:** 1 - 9/25/15 at WSH (Jordan Zimmermann) GS\*... **LEADOFF HR:** None... **PINCH HR:** 1 - 5/7/17 vs WSH (Matt Albers)... **WALK-OFF HR:** None



# ELIEZER ÁLVAREZ

## SECOND BASEMAN

67

**B-T:** L-R  
**HT:** 5-11; **WT:** 165  
**OPENING DAY AGE:** 23  
**BORN:** October 15, 1994, Loma de Cabrera, DR  
**RESIDES:** Santiago, DR  
**HOW OBTAINED:** Acquired from St. Louis Cardinals for Juan Nicasio, 9/6/17

### 2017

- Began the season with Springfield (AA)
- Was on the DL with a left ankle sprain, 5/16-7/30; included a rehab assignment with Gulf Coast League Cardinals (R)
- Batted .360 (27-75) in 23 home games compared to .171 (19-111) in 31 road games
- Had a season-high 6 RBI, 8/19 vs Corpus Christi
- Was outrighted and then traded to the Phillies on 9/6 when he was optioned to Lehigh Valley (AAA)
- Played for Escogido in the Dominican Winter League

### 2016

- Spent the entire season with Peoria (A)
- Named a Midwest League midseason All-Star and a *Baseball America* Low Class A All-Star
- Led the MWL in SB (36), ranked 2nd in doubles (36), OBP (.404) & OPS (.879), 3rd in SLG % (.476), 4th in AVG (.323) and 5th in XBH (48)
- Led all STL minor leaguers in doubles and SB, T-2nd in triples (6) and ranked 3rd in hits (140)
- Defensively, led all MWL 2nd basemen in games (113), putouts (173), total chances (505) and DP (69)
- Batted .351 (40-114) with RISP
- Reached base safely in 27 consecutive games, 5/27-6/26, batting .356 (37-104) in that stretch
- Was on the DL, 7/23-8/5, with a concussion
- Batted .343 (124-362) in his final 98 games after starting the season 16-for-71 (.225)

- Following the season, was named the 10th-best prospect in the Cardinals system by *Baseball America*
- Played for Escogido in Dominican Winter League

### 2015

- Spent the season with Johnson City (R)
- Was named to the Appalachian League postseason All-Star team
- T-3rd in the league in doubles (20) and ranked 7th in AVG (.314)
- Recorded a hit in 40 of his 52 games
- Batted .341 (14-41) vs LHP

### 2014

- Second consecutive season with the GCL Cardinals
- 12 of his 24 hits went for extra bases (6 2B, 5 3B, HR) and his 5 triples ranked 8th among all STL minor leaguers
- Batted .405 (17-42) vs RHP

### 2013

- Spent the entire season with the GCL Cardinals
- Appeared in games at 2nd base, 3rd base and LF

### 2012

- Began his pro career with the Dominican Summer League Cardinals (R)

### PERSONAL

Eliezer Álvarez (pronounced ah-LIE-zurr)... Has one daughter, Yizlenny.

## ELIEZER ÁLVAREZ'S CAREER STATISTICS

YEAR	CLUB	AVG	G	AB	R	H	2B	3B	HR	RBI	SH	SF	HP	BB	SO	CS	OBP	SLG	OPS	E	
2012	DSL Cardinals	.205	53	176	33	36	5	2	2	15	3	0	4	27	35	10	7	.324	.290	.614	21
2013	GCL Cardinals	.209	20	67	12	14	2	3	1	7	1	0	1	4	14	6	2	.264	.373	.637	4
2014	GCL Cardinals	.353	21	68	11	24	6	5	1	15	0	0	1	6	7	3	1	.413	.632	1.046	1
2015	Johnson City	.314	52	204	32	64	20	1	2	31	0	3	3	11	32	9	4	.353	.451	.804	8
2016	Peoria	.323	116	433	70	140	36	6	6	59	1	4	8	53	96	36	15	.404	.476	.879	27
2017	Springfield	.247	54	186	29	46	11	1	4	26	0	2	5	16	56	8	3	.321	.382	.702	12
	GCL Cardinals	.250	7	24	4	6	2	0	1	2	0	1	0	2	3	1	0	.296	.458	.755	4
<b>Minors Totals</b>		<b>.285</b>	<b>323</b>	<b>1158</b>	<b>191</b>	<b>330</b>	<b>82</b>	<b>18</b>	<b>17</b>	<b>155</b>	<b>5</b>	<b>10</b>	<b>22</b>	<b>119</b>	<b>243</b>	<b>73</b>	<b>32</b>	<b>.360</b>	<b>.431</b>	<b>.791</b>	<b>77</b>

\* League leader

## ÁLVAREZ'S CAREER TRANSACTIONS

- Signed by St. Louis Cardinals as an amateur free agent, July 2, 2011
- Traded to Philadelphia for Juan Nicasio (rhp), September 6, 2017



## DREW ANDERSON

**RIGHT-HANDED PITCHER**

🐦 @dr\_anderson28

63

**B-T:** R-R

**HT:** 6-3; **WT:** 200

**OPENING DAY AGE:** 24

**BORN:** March 22, 1994, Reno, NV

**RESIDES:** Reno, NV

**ML SERVICE:** 5 days

**HOW OBTAINED:** Selected by Phillies in 21st round of June 2012 draft

2018 PHILLIES

### 2017

- Spent most of the season with Reading (AA)
- Went a combined 9-4, 3.46 ERA (44 ER, 114.1 IP) in 22 starts between Reading and Lehigh Valley (AAA)
- Posted a 2.67 ERA in 19 of his 21 starts for Reading; allowed 12 ER in 3.1 IP in the other two starts
- Selected as an Eastern League midseason All-Star and was named EL Pitcher of the Week twice: 5/8-14 and 5/29-6/4
- Held double-A hitters to a .207 AVG (81-391)
- Recalled on 8/1 and made his ML debut that night at LAA before being optioned back to Reading following the game; had another ML stint, 8/23-26
- First career strikeout was Mike Trout, 8/1 at LAA

### 2016

- Began the season on the DL while rehabbing from Tommy John surgery
- Was activated on 5/20 and made his season debut with Lakewood (A) on 5/22
- Posted a 1.93 ERA (7 ER, 32.2 IP) over his first 6 starts
- Promoted to Clearwater (A) on 7/8
- Named Phillies Minor League Pitcher of the Week, 8/15-21
- Averaged 10.20 SO/9.0 IP for Clearwater
- Was on the DL, 8/7-14 (right great toe sprain) and again from 8/29 through the remainder of season (right knee sprain)

### 2015

- Missed the entire season following Tommy John surgery (4/2/15)

### 2014

- Pitched for Lakewood
- Went 3-2, 2.43 ERA (8 ER, 29.2 IP) over his final 6 starts before being placed on DL on 6/9 (right elbow sprain)
- Transferred to Gulf Coast League Phillies (R) on 7/26 and made 2 appearances before being shut down for the remainder of the season

### 2013

- Spent the season with Williamsport (A) and led the team in ERA (2.00), wins (6) and innings (76.1)
- Allowed 3 ER or fewer in all 15 starts
- Twice named Phillies Minor League Pitcher of the Week: 7/29-8/4 and 8/26-9/1
- Went 2-2, 3.42 ERA (10 ER, 27.1 IP) over his first 5 starts before going 4-1, 1.26 ERA (7 ER, 50.0 IP) in his final 10 starts
- Participated in Florida Instructional League

### 2012

- Began pro career with GCL Phillies
- Participated in FIL

### PERSONAL

Andrew James Anderson... 2012 graduate of Galena High School (NV)... **Hobbies:** Being outdoors, hiking and mountain biking... **Signed by:** Joey Davis.

### DREW ANDERSON'S CAREER STATISTICS

YEAR	CLUB	W-L	ERA	G	GS	CG	SHO	SV	IP	H	R	ER	HR	HB	BB	SO	WP	BK	AVG
2012	GCL Phillies	1-1	4.76	8	2	0	0	0	22.2	26	13	12	2	2	10	16	1	1	.289
2013	Williamsport	6-3	2.00	15	15	0	0	0	76.1	58	21	17	5	2	20	54	1	0	.214
2014	Lakewood	4-4	3.68	9	9	0	0	0	44.0	46	21	18	1	5	15	46	4	0	.266
	GCL Phillies	1-1	3.18	2	1	0	0	0	5.2	5	2	2	1	0	3	6	0	0	.238
2015	Injured - Did not pitch																		
2016	Lakewood	1-3	3.38	7	7	0	0	0	37.1	29	17	14	3	1	12	41	1	0	.220
	Clearwater	2-1	1.93	8	8	0	0	0	32.2	26	9	7	0	1	10	37	1	0	.217
2017	Reading	9-4	3.59	21	21	0	0	0	107.2	81	49	43	13	8	40	86	4	2	.207
	PHILLIES	0-0	23.14	2	0	0	0	0	2.1	6	7	6	0	0	1	2	0	0	.500
	Lehigh Valley	0-0	1.35	1	1	0	0	0	6.2	5	2	1	1	1	2	7	0	0	.208
<b>Minors Totals</b>		<b>24-17</b>	<b>3.08</b>	<b>71</b>	<b>64</b>	<b>0</b>	<b>0</b>	<b>0</b>	<b>333.0</b>	<b>276</b>	<b>134</b>	<b>114</b>	<b>26</b>	<b>20</b>	<b>112</b>	<b>293</b>	<b>12</b>	<b>3</b>	<b>.226</b>
<b>ML</b>	<b>Totals</b>	<b>0-0</b>	<b>23.14</b>	<b>2</b>	<b>0</b>	<b>0</b>	<b>0</b>	<b>0</b>	<b>2.1</b>	<b>6</b>	<b>7</b>	<b>6</b>	<b>0</b>	<b>0</b>	<b>1</b>	<b>2</b>	<b>0</b>	<b>0</b>	<b>.500</b>

### ANDERSON'S CAREER TRANSACTIONS


- Selected by Philadelphia in 21st round of June 2012 draft

## ANDERSON'S CAREER FIELDING

POSITION	PCT	G	PO	A	E	TC	DP
Pitcher	----	2	0	0	0	0	0

## ANDERSON'S GAME HIGHS

**STRIKEOUTS:** 1... **WALKS:** 1... **LONGEST OUTING:** 1.1 inn. – 8/26/17 vs CHI... **WINNING STREAK:** N/A... **LOSING STREAK:** N/A... **SCORELESS STREAK:** N/A



### VÍCTOR ARANO

**RIGHT-HANDED PITCHER**

**B-T:** R-R  
**HT:** 6-2; **WT:** 220  
**OPENING DAY AGE:** 23  
**BORN:** February 7, 1995, Veracruz, Mexico  
**RESIDES:** Mexico City, Mexico  
**ML SERVICE:** 20 days  
**HOW OBTAINED:** Acquired from Los Angeles Dodgers with Jesmuel Valentin for Roberto Hernández, 8/28/14

64

### 2017

- Was a non-roster invitee to ML spring training
- Began the season on the 7-day DL (right elbow sprain)
- Made his season debut for Reading (AA) on 5/31
- Pitched at least 2.0 innings in 8 of his 32 appearances for Reading and posted a 1.69 ERA (3 ER, 16.0 IP) in those games
- Averaged 8.85 SO/9.0 IP (38 SO, 38.2 IP) in his 32 double-A appearances
- Never walked more than 1 batter in any minor league appearance
- Had his contract selected on 9/12 and made his ML debut that night vs MIA (0.2 IP)
- Earned his first ML win, 9/16 vs OAK
- Held opponents to a .158 AVG (6-38) with the Phillies
- All 10 ML appearances came in home games

### 2016

- Began the season with Clearwater (A)
- Ranked 1st among Florida State League relievers in fewest base runners/9.0 IP (9.71), 2nd in BB/9.0 IP (2.14) and 3rd in SO/9.0 IP (10.14)
- Posted a 0.96 ERA (3 ER, 28.0 IP) in 16 games from 6/21 until his promotion to Reading on 8/2
- Pitched at least 2.0 innings in 28 of his 46 minor league relief appearances
- Averaged a combined 10.73 SO/9.0 IP and held opponents to a .213 AVG (63-296)
- Pitched in 8 games for Scottsdale in the Arizona Fall League (0-0, 2.79 ERA, 9.2 IP, 5 H, 6 BB, 9 SO)

- Also made 6 appearances for Obregon in the Mexican Winter League (1-0, 4.76 ERA, 5.2 IP, 5 H, 5 SO)

### 2015

- Spent the entire season with Clearwater
- Was on the DL, 4/9-21 (stomach viral infection)
- Tossed first professional SHO, 7/6 at Brevard County (7.0 IP, 3 H, 3 SO)
- Set professional highs in starts and innings pitched
- T-7th in the FSL in WHIP (1.27)

### 2014

- Spent the entire season with Great Lakes (A)
- Posted a 4.15 SO/BB ratio (83 SO, 33 BB)
- Walked only 1 batter while striking out 18 in 20.2 innings as a reliever
- Allowed 8 ER in 2.1 IP, 5/8 vs South Bend; posted a 3.33 ERA (31 ER, 83.2 IP) in his other 21 appearances
- Participated in Florida Instructional League

### 2013

- Began his pro career with Arizona League Dodgers (R)

### PERSONAL

Víctor Teodoro Arano (pronounced ah-RAH-no)... Has one son, Víctor Tadeo (11/1/16)... Attended María Beltrán Vallecillo, where he played baseball... **Hobby:** Spending time with family and friends... **Signed by:** Mike Brito and Pat Kelly.

## VÍCTOR ARANO'S CAREER STATISTICS

YEAR	CLUB	W-L	ERA	G	GS	CG	SHO	SV	IP	H	R	ER	HR	HB	BB	SO	WP	BK	AVG
2013	AZL Dodgers	3-2	4.20	13	8	0	0	0	49.1	52	34	23	4	0	13	49	9	0	.255
2014	Great Lakes	4-7	4.08	22	15	0	0	3	86.0	88	42	39	11	0	20	83	7	1	.260
2015	Clearwater	4-12	4.72	24	22	1	1	0	124.0	131	69	65	7	11	26	69	11	1	.276
2016	Clearwater	4-1	2.29	35	0	0	0	4	63.0	52	21	16	4	1	15	71	2	0	.222
	Reading	1-1	2.16	11	0	0	0	1	16.2	11	6	4	2	0	4	24	1	0	.177
2017	Reading	1-2	4.19	32	0	0	0	9	38.2	39	20	18	7	1	11	38	7	0	.264
	PHILLIES	1-0	1.69	10	0	0	0	0	10.2	6	2	2	0	0	4	13	0	0	.158
<b>Minors Totals</b>		<b>17-25</b>	<b>3.93</b>	<b>137</b>	<b>45</b>	<b>1</b>	<b>1</b>	<b>17</b>	<b>377.2</b>	<b>373</b>	<b>192</b>	<b>165</b>	<b>35</b>	<b>13</b>	<b>89</b>	<b>334</b>	<b>37</b>	<b>2</b>	<b>.255</b>
<b>ML</b>	<b>Totals</b>	<b>1-0</b>	<b>1.69</b>	<b>10</b>	<b>0</b>	<b>0</b>	<b>0</b>	<b>0</b>	<b>10.2</b>	<b>6</b>	<b>2</b>	<b>2</b>	<b>0</b>	<b>0</b>	<b>4</b>	<b>13</b>	<b>0</b>	<b>0</b>	<b>.158</b>

## ARANO'S CAREER TRANSACTIONS

- Signed by Los Angeles Dodgers as an amateur free agent, April 4, 2013
- Traded to Philadelphia with Jesmuel Valentín (inf) for Roberto Hernández (rhp), August 28, 2014

## ARANO'S CAREER FIELDING

POSITION	PCT	G	PO	A	E	TC	DP
Pitcher	1.000	10	0	1	0	1	0

## ARANO'S GAME HIGHS

**STRIKEOUTS:** 2 – 6 times, last: 10/1/17 vs NYM... **WALKS:** 2 – 9/21/17 vs LAD... **LONGEST OUTING:** 2.0 inn. – 2 times, last: 9/25/17 vs WSH... **WINNING STREAK:** N/A... **LOSING STREAK:** N/A... **SCORELESS STREAK:** 4.1 inn. – 2 times, last: 9/25/17-current



## PEDRO BEATO

### RIGHT-HANDED PITCHER



**NON-ROSTER  
INVITEE**

**B-T:** R-R

**HT:** 6-6; **WT:** 230

**OPENING DAY AGE:** 31

**BORN:** October 27, 1986, Santo Domingo, DR

**RESIDES:** Mulberry, FL

**ML SERVICE:** 2 years, 18 days

**HOW OBTAINED:** Signed by Phillies as a minor league free agent, 12/21/16

### 2017

- Spent majority of season with Lehigh Valley (AAA)
- Led all of MiLB with 33 saves, 3 more than the next-closest and 12 more than anyone else in the International League; also led the IL with 48 games finished
- His 33 saves for Lehigh Valley broke Scott Mathieson's previous single-season club record set in 2010 (26)
- Converted 16 straight saves from 5/4-6/16
- Had a 1.62 ERA (10 ER, 55.2 IP) in 51 of his 52 outings for Lehigh Valley (7 ER in 0.0 IP on 6/16 vs Syracuse)
- Had his contract selected on 7/29
- His appearance on 7/29 vs ATL was his first in the majors since 6/18/14 when he faced Philadelphia as a member of the Braves, and his only in 2017
- Was on the 10-day DL, 7/30-8/16, with a left hamstring strain; included a rehab assignment with Clearwater (A)
- Designated for assignment on 8/17 and outrighted to Lehigh Valley on 8/18 where he finished the season

### 2016

- Pitched for Norfolk (AAA)
- T-1st in the International League in games (65)
- Posted a 0.76 ERA (3 ER, 35.1 IP) in 32 home games
- Averaged 8.21 SO/9.0 IP (62 SO, 68.0 IP)
- Limited RHH to a .207 AVG and a .585 OPS
- Posted a 1.98 ERA (6 ER, 27.1 IP) in 26 games over a two-month span from July to August

### 2015

- Spent the season with Norfolk
- Among IL relievers, finished 1st in appearances (63), 2nd in games finished (39), T-4th in saves (16) and 5th in BB/9.0 IP (2.65)
- Allowed 1 ER or none in 59 of his 63 appearances (93.6%)
- Posted a 1.67 ERA (8 ER, 43.0 IP) in 34 road appearances
- Limited hitters to a .202 AVG (18-89) with RISP
- Made 4 scoreless relief appearances during the IL playoffs (4.1 IP)
- Pitched for Licey in the Dominican Winter League

### 2014

- Went to spring training with CIN
- Claimed off waivers by ATL on 4/2
- Optioned to Gwinnett (AAA) on 4/9
- Was recalled on 6/17
- Was on the DL, 6/19-7/10 (right elbow strain)
- Activated on 7/11 and outrighted to Gwinnett for the remainder of the season

### 2013

- Shuttled between Pawtucket (AAA) and BOS all season
- Only walked 2 of the 46 batters he faced with BOS (4.3% BB rate)

- Had a 2.18 ERA (10 ER, 41.1 IP) and held opponents to a .219 AVG in 25 first-half appearances at Pawtucket

### 2012

- Began the season on the 15-day DL (right shoulder stiffness); appeared in 3 rehab games for St. Lucie (A)
- Was activated on 6/6 and optioned to Buffalo (AAA) on 6/8
- Recalled by NYM on 7/5
- 5 of his first 6 appearances after his recall were scoreless
- Optioned back to Buffalo on 7/23
- Traded to BOS on 8/16 and was optioned to Pawtucket
- Recalled on 8/26 and picked up the win in his BOS debut before being optioned back to Pawtucket on 8/27
- Recalled again on 9/21 for the remainder of the season
- Pitched 2.0 innings or more in 3 of his 4 appearances with BOS

### 2011

- Began the season with NYM and made his 1st Opening Day roster
- Among NL rookies, finished 2nd in innings (67.0) and 5th in appearances (60)
- Made his ML debut on Opening Day, 4/1 at FLA (2.0 IP)
- Began his ML career without allowing an ER in 18.2 consecutive innings, 4/1-5/21 (12 G); was the longest streak by a NYM pitcher to begin a ML career
- Earned his 1st career ML win, 4/27 at WSH (1.0 IP, 0 ER)
- Was on the 15-day DL, 5/2-16 (strained flexor pronator in right elbow); made 1 rehab appearance for Buffalo on 5/15
- Posted a 3.38 ERA (15 ER, 40.0 IP) in 31 appearances before the All-Star break as opposed to a 5.67 ERA (17 ER, 27.0 IP) in 29 appearances after the break

### 2010

- Spent the season with Bowie (AA)
- Named an Eastern League midseason All-Star
- Finished 5th in the EL in saves (16)
- Led the team in ERA (2.11) and appearances (43)
- Posted a 1.64 ERA in appearances longer than 1.0 inning
- Earned his 1st professional save, 5/11 vs Richmond
- Was on the DL from 8/24 through the remainder of the season with right biceps tendinitis
- Pitched for Licey in the Dominican Winter League

### 2009

- Began the season with Frederick (A)
- Finished 2nd on the team in innings (105.1) & starts (20) and T-2nd in wins (5)
- Allowed 3 ER or fewer in 9 consecutive starts, 4/10-5/27
- Promoted to Bowie on 8/3
- Earned his first double-A win, 8/29 at Reading (5.0 IP, 0 R)

**2008**

- Spent the majority of the season with Frederick
- Won 3 of his 4 starts in April
- Was on the 7-day DL, 5/14-6/29 (right neck sprain)
- Made 2 starts for the Gulf Coast League Orioles (R) and posted a 2.53 ERA (3 ER, 10.2 IP)

**2007**

- Spent the season with Delmarva (A)
- Led the team in starts (27) & innings (142.1) and finished 2nd in wins (7)
- Allowed 2 ER or fewer in 17 of his 27 starts
- Pitched for the World Team at the All-Star Futures Game, 7/8 at AT&T Park (0.1 IP, H, SO)
- Following the season, was named the 9th-best prospect in BAL's minor league system by *Baseball America*

**2006**

- Began his pro career with Aberdeen (A)
- Went 3-2, 2.79 ERA (16 ER, 51.2 IP) in 10 starts as opposed to 0-0, 11.81 ERA (7 ER, 5.1 IP) in 4 relief appearances
- Following the season, was named the 2nd-best prospect in the New York-Penn League and the 4th-best prospect in BAL's minor league system by *Baseball America*

**PERSONAL**

Pedro Beato (pronounced bay-AH-toh)... Married Rosemary Sánchez (11/25/12); has one son, Adrian (11/13/14)... 2005 graduate of Xaverian High School (NY), where he played baseball... Attended St. Petersburg Junior College (FL)... Was ranked as the 13th-best prospect in the 2006 draft by *Baseball America*... **Hobbies:** Woodworking and cutting hair... **Signed by:** Nick Presto.

**PEDRO BEATO'S CAREER STATISTICS**

YEAR	CLUB	W-L	ERA	G	GS	CG	SHO	SV	IP	H	R	ER	HR	HB	BB	SO	WP	BK	AVG
2006	Aberdeen	3-2	3.63	14	10	0	0	0	57.0	47	31	23	6	0	23	52	3	1	.222
2007	Delmarva	7-8	4.05	27	27	0	0	0	142.1	139	75	64	10	3	59	106	12	1	.256
2008	Frederick	4-10	5.85	19	19	0	0	0	97.0	119	74	63	11	7	33	51	3	1	.308
	GCL Orioles	0-0	2.53	2	2	0	0	0	10.2	10	3	3	1	1	1	3	1	0	.244
2009	Frederick	5-7	4.53	20	20	1	0	0	105.1	125	60	53	12	9	40	70	6	1	.297
	Bowie	1-3	4.50	6	5	0	0	0	32.0	33	16	16	6	0	7	18	1	0	.268
2010	Bowie	4-0	2.11	43	0	0	0	16	59.2	49	14	14	4	3	19	50	4	0	.225
2011	NEW YORK (NL)	2-1	4.30	60	0	0	0	0	67.0	59	41	32	5	4	27	39	1	0	.240
	Buffalo - a	1-0	0.00	1	0	0	0	0	1.1	2	0	0	0	0	1	0	0	0	.400
2012	St. Lucie - a	0-0	0.00	3	0	0	0	0	4.0	2	0	0	0	0	1	4	0	0	.154
	Buffalo	4-4	4.14	24	1	0	0	0	37.0	32	21	17	7	2	11	27	1	2	.234
	NEW YORK (NL)	0-0	10.38	7	0	0	0	0	4.1	5	5	5	1	0	2	5	1	0	.278
	Pawtucket	0-0	0.00	4	0	0	0	1	5.0	1	1	0	0	0	4	7	2	0	.067
	BOSTON	1-0	4.70	4	0	0	0	0	7.2	6	4	4	0	1	3	7	0	0	.222
2013	Pawtucket	5-3	2.98	34	0	0	0	5	51.1	46	22	17	7	4	24	45	1	0	.245
	BOSTON	1-1	3.60	10	0	0	0	0	10.0	12	5	4	1	1	2	5	0	0	.279
2014	ATLANTA	0-0	0.00	3	0	0	0	0	4.1	3	0	0	0	0	3	3	0	0	.188
	Gwinnett	2-0	4.10	42	2	0	0	6	48.1	43	23	22	7	0	17	45	1	0	.240
2015	Norfolk	5-5	2.65	*63	0	0	0	16	74.2	66	26	22	5	2	25	61	1	1	.240
2016	Norfolk	5-5	2.65	#65	0	0	0	4	68.0	59	29	20	6	2	24	62	4	0	.231
2017	Lehigh Valley	1-3	2.75	52	0	0	0	*33	55.2	41	17	17	4	3	20	42	5	0	.202
	PHILLIES	0-0	0.00	1	0	0	0	0	0.2	0	0	0	0	0	0	1	0	0	.000
	Clearwater - a	0-1	18.00	2	0	0	0	0	2.0	6	5	4	0	0	1	2	0	0	.500
<b>Minors Totals</b>		<b>47-51</b>	<b>3.75</b>	<b>421</b>	<b>86</b>	<b>1</b>	<b>0</b>	<b>81</b>	<b>851.1</b>	<b>820</b>	<b>417</b>	<b>355</b>	<b>86</b>	<b>36</b>	<b>310</b>	<b>645</b>	<b>45</b>	<b>7</b>	<b>.254</b>
<b>AL</b>	<b>Totals</b>	<b>2-1</b>	<b>4.08</b>	<b>14</b>	<b>0</b>	<b>0</b>	<b>0</b>	<b>0</b>	<b>17.2</b>	<b>18</b>	<b>9</b>	<b>8</b>	<b>1</b>	<b>2</b>	<b>5</b>	<b>12</b>	<b>0</b>	<b>0</b>	<b>.257</b>
<b>NL</b>	<b>Totals</b>	<b>2-1</b>	<b>4.36</b>	<b>71</b>	<b>0</b>	<b>0</b>	<b>0</b>	<b>0</b>	<b>76.1</b>	<b>67</b>	<b>46</b>	<b>37</b>	<b>6</b>	<b>4</b>	<b>32</b>	<b>48</b>	<b>2</b>	<b>0</b>	<b>.238</b>
<b>ML</b>	<b>Totals</b>	<b>4-2</b>	<b>4.31</b>	<b>85</b>	<b>0</b>	<b>0</b>	<b>0</b>	<b>0</b>	<b>94.0</b>	<b>85</b>	<b>55</b>	<b>45</b>	<b>7</b>	<b>6</b>	<b>37</b>	<b>60</b>	<b>2</b>	<b>0</b>	<b>.241</b>

\* League leader

# Tied for league lead

a - Rehab assignment

**BEATO'S CAREER TRANSACTIONS**

- Selected by New York Mets in 17th round of June 2005 draft, but did not sign
- Selected by Baltimore Orioles in 1st round (32nd overall) of June 2006 draft
- Selected by New York Mets in Rule 5 draft, December 9, 2010
- On disabled list with a strained right flexor pronator, May 2-16, 2011; included rehab assignment to Buffalo, May 14-16
- On disabled list with right shoulder stiffness, March 26-June 6, 2012; included rehab assignment to St. Lucie, May 19-24
- Traded to Boston Red Sox for Kelly Shoppach (c), August 16, 2012
- Claimed off waivers by Cincinnati Reds, October 31, 2013
- Claimed off waivers by Atlanta Braves, April 2, 2014
- On disabled list with a right elbow strain, June 19-July 10, 2014
- Signed by Baltimore as a minor league free agent, March 4, 2015
- Signed by Philadelphia as a minor league free agent, December 21, 2016
- On disabled list with a left hamstring strain, July 30-August 16, 2017; included rehab assignment to Clearwater, August 12-16



## BEATO'S CAREER FIELDING

POSITION	PCT	G	PO	A	E	TC	DP
Pitcher	1.000	85	3	16	0	19	2

## BEATO'S GAME HIGHS

**LOW-HIT CG:** None... **SHUTOUTS:** None... **STRIKEOUTS:** 3 – 3 times, last: 8/13/11 at ARI... **WALKS:** 3 – 2 times, last: 6/17/14 vs PHI... **LONGEST OUTING:** 3.0 inn. – 5/1/11 at PHI... **WINNING STREAK:** 3 games – 7/8/11-7/21/13... **LOSING STREAK:** N/A... **SCORELESS STREAK:** 6.2 inn. – 4/28-5/21/11



### EDGAR CABRAL

**CATCHER**

**B-T:** R-R  
**HT:** 5-11; **WT:** 219  
**OPENING DAY AGE:** 22  
**BORN:** September 12, 1995, Burbank, CA  
**RESIDES:** Littlerock, CA  
**HOW OBTAINED:** Selected by Phillies in 11th round of June 2015 draft



**NON-ROSTER  
INVITEE**

### 2017

- Began the season with Lakewood (A)
- Selected as a South Atlantic League midseason All-Star
- Named Phillies Minor League Player of the Week, 6/5-11
- Threw out 46.3% of attempted base stealers (36-67)
- Promoted to Clearwater (A) on 7/27, where he finished the season
- Batted .313 (21-67), 4 2B, 2 HR, 12 RBI, 15 R and an .860 OPS over 19 August games
- Hit .385 (10-26) vs LHP with Clearwater
- Played in 14 games for Glendale in the Arizona Fall League (.298, 14-47, 2 2B, 4 RBI)

### 2016

- Spent the entire season with Lakewood
- Batted .283 (13-46) in his final 14 games after batting .091 (3-33) in his first 10
- Was on the DL, 7/14-8/5 (right ankle sprain)
- Participated in the Florida Instructional League

### 2015

- Began his professional career with the Gulf Coast League Phillies (R)
- Slugged his 1st professional HR, 7/11 at GCL Pirates
- Participated in FIL

### PERSONAL

Edgar Emmanuel Cabral... 2015 graduate of Mt. San Antonio College (CA)... **Hobby:** Spending time with family... **Signed by:** Demerius Pittman.

## EDGAR CABRAL'S CAREER STATISTICS

YEAR	CLUB	AVG	G	AB	R	H	2B	3B	HR	RBI	SH	SF	HP	BB	SO	SB	CS	OBP	SLG	OPS	E
2015	GCL Phillies	.281	38	96	13	27	6	0	2	14	0	0	3	8	6	0	0	.355	.406	.761	3
2016	Lakewood	.203	24	79	7	16	2	0	1	7	0	0	1	4	11	0	0	.250	.266	.516	1
2017	Lakewood	.243	67	235	19	57	12	1	2	14	0	2	3	23	39	0	0	.316	.328	.644	7
	Clearwater	.310	24	84	16	26	5	0	2	12	0	1	1	9	23	0	0	.379	.440	.819	4
<b>Minors Totals</b>		<b>.255</b>	<b>153</b>	<b>494</b>	<b>55</b>	<b>126</b>	<b>25</b>	<b>1</b>	<b>7</b>	<b>47</b>	<b>0</b>	<b>3</b>	<b>8</b>	<b>44</b>	<b>79</b>	<b>0</b>	<b>0</b>	<b>.324</b>	<b>.352</b>	<b>.676</b>	<b>15</b>

## CABRAL'S CAREER TRANSACTIONS

- Selected by Philadelphia in 11th round of June 2015 draft



# DYLAN COZENS

**OUTFIELDER**

**@dylancozens**



**B-T:** L-L

**HT:** 6-6; **WT:** 245

**OPENING DAY AGE:** 23

**BORN:** May 31, 1994, Scottsdale, AZ

**RESIDES:** Scottsdale, AZ

**HOW OBTAINED:** Selected by Phillies in 2nd round of June 2012 draft

## 2017

- Spent the entire season with Lehigh Valley (AAA)
- Selected to the International League midseason All-Star team
- Finished 3rd in the IL in games (135), 4th in HR (27), 6th in RBI (75) and 10th in AB (476)
- Made 68 starts in RF, 26 in LF, 22 as DH and 12 in CF
- In 26 May games, batted .330 (34-103), 9 HR, 26 RBI and was named Phillies Minor League Co-Hitter of the Month
- Named IL Batter of the Week, 5/8-14 (.393, 4 HR, 8 RBI)
- Had 2 walk-off HR over a 3-game span, 5/10-12, becoming the 2nd player in Lehigh Valley history to have 2 walk-off HR in the same season
- Played in 4 IL playoff games (.176, 3-17, RBI, BB)

## 2016

- Led all minor league players in HR (40), RBI (125), XBH (83) and total bases (308)
- Named Eastern League MVP for Reading (AA)
- Selected as an EL midseason and postseason All-Star
- Received the Paul Owens Award (along with Rhys Hoskins) as the best players in the Phillies minor league system
- Won the MiLB Joe Bauman Home Run Award for most HR in Minor League Baseball
- Was selected to Team USA in the All-Star Futures Game at Petco Park
- Named a minor league All-Star by *Baseball America* and the Best Offensive Player by MiLB.com
- Earned Phillies Minor League Player of the Month honors for May (.289 AVG, 10 2B, 9 HR, 26 RBI, 13 BB, .614 SLG %)
- Named Phillies Minor League Player of the Week, 5/9-15, 6/27-7/3 and 8/1-7
- Named EL Player of the Month for May and Player of the Week, 6/27-7/3 and 8/1-7
- Led the EL in doubles (38), SLG % (.591) & runs (106), finished 3rd in AB (521) & games (134), 4th in hits (144) and 5th in walks (61)
- Was the only player in Minor League Baseball with at least 22 HR and 20 SB
- Set a Reading single-season record in HR and had the most in the EL since 1981 (Ron Kittle, 40)
- Became just the 2nd Phillies minor leaguer since 1963 with 40 HR in a season (Ryan Howard, 46 in 2004)
- Joined Hoskins as first Phillies minor league teammates with at least 35 HR in a season since 1971 (Greg Luzinski and Mike Anderson, 36 each)
- Averaged 1 HR every 13.03 AB
- Collected 41 multi-hit games, 4 multi-HR games and 30 multi-RBI games
- Homered in consecutive games 10 different times, including in 3 straight games, 5/10-12 and in 5 of 6, 5/7-12

- Hit safely in 19 of 20 games, 4/27-5/18
- Combined to go 7-for-9 (.778), 2 3B, 5 HR, 12 RBI, 7 R, BB over 2 games, 8/3-4 vs Bowie
- Was successful in 95.5% (21-22) of SB attempts
- Batted .400 (6-15), 3 2B, HR, 3 RBI in 4 EL playoff games
- Played for Aguilas in the Dominican Winter League

## 2015

- Began his season with Clearwater (A)
- Selected as a Florida State League postseason All-Star
- Was on the DL, 6/26-7/21 (right foot sprain); included a rehab assignment with Gulf Coast League Phillies (R)
- Batted .327 in the second half
- Finished 5th in the FSL in SLG % (.411), 7th in OPS (.746), 9th in AVG (.282) and T-10th in triples (5)
- Promoted to Reading on 8/28
- Recorded 9 RBI in his first 5 games with Reading
- Hit .310 (9-29), 5 2B, 5 BB, 3 RBI in 8 postseason games

## 2014

- Spent the entire season with Lakewood (A)
- Was Phillies Minor League Player of the Week, 7/14-20
- Named South Atlantic League Player of the Week, 4/28-5/4
- Became the first player in Lakewood history to have 15 HR and 20 SB in a season
- Finished 2nd in the SAL in AB (509), T-7th in HR (16), 8th in total bases (211) and T-10th in triples (6)
- Belted a walk-off HR, 5/20 vs Rome
- Hit 2 HR, 5/23 vs West Virginia
- Batted .336 (37-110), 20 R, 5 HR, .892 OPS in 29 July games

## 2013

- Spent entire season with Williamsport (A)
- Finished 2nd in the New York-Penn League in runs (50), 3rd in SLG % (.469), T-4th in doubles (19) and T-5th in total bases (115)
- Homered in back-to-back games, 9/1-2
- Participated in Florida Instructional League

## 2012

- Began his pro career with the GCL Phillies
- Participated in FIL

## PERSONAL

Dylan Wallace Cozens (pronounced KUH-zins)... 2012 graduate of Chaparral High School (AZ), where he played baseball, football and basketball and was All-State in all three sports... **Hobbies:** Golf, ping-pong, chess, working out and hiking... **Signed by:** Brad Holland.

## DYLAN COZENS' CAREER STATISTICS

YEAR	CLUB	AVG	G	AB	R	H	2B	3B	HR	RBI	SH	SF	HP	BB	SO	SB	CS	OBP	SLG	OPS	E
2012	GCL Phillies	.255	50	161	24	41	11	2	5	24	1	0	0	21	44	8	2	.341	.441	.782	4
2013	Williamsport	.265	68	245	50	65	19	2	9	35	0	2	2	28	64	11	6	.343	.469	.812	2
2014	Lakewood	.248	132	509	69	126	25	6	16	62	1	4	2	40	147	23	7	.303	.415	.718	9
2015	Clearwater	.282	96	365	52	103	22	5	5	46	0	2	4	26	79	18	5	.335	.411	.746	4
	GCL Phillies	.200	4	15	1	3	1	0	0	4	0	0	0	0	4	0	0	.200	.267	.467	0
	Reading	.350	11	40	6	14	2	0	3	9	0	1	0	3	7	2	1	.386	.625	1.011	0
2016	Reading	.276	134	521	*106	144	*38	3	*40	*125	0	4	0	61	#186	21	1	.350	*.591	.941	5
2017	Lehigh Valley	.210	135	476	68	100	12	3	27	75	0	3	5	58	*194	8	3	.301	.418	.719	4
<b>Minors Totals</b>		<b>.256</b>	<b>630</b>	<b>2332</b>	<b>376</b>	<b>596</b>	<b>130</b>	<b>21</b>	<b>105</b>	<b>380</b>	<b>2</b>	<b>16</b>	<b>13</b>	<b>237</b>	<b>725</b>	<b>91</b>	<b>25</b>	<b>.326</b>	<b>.464</b>	<b>.790</b>	<b>28</b>

\* League leader

# Tied for league lead

## COZENS' CAREER TRANSACTIONS

- Selected by Philadelphia in 2nd round of June 2012 draft





## COLLIN COWGILL

**OUTFIELDER**

**@Ccowgill12**

**B-T:** R-L

**HT:** 5-9; **WT:** 190

**OPENING DAY AGE:** 31

**BORN:** May 22, 1986, Lexington, KY

**RESIDES:** Lexington, KY

**ML SERVICE:** 3 years, 168 days

**HOW OBTAINED:** Signed by Phillies as a minor league free agent, 2/9/18

**21**

**NON-ROSTER  
INVITEE**

2018 PHILLIES

### 2017

- Spent the majority of the season with El Paso (AAA), his first year in the SD organization
- Was on the DL at El Paso from 6/3-7/13 with right Achilles tendon inflammation; appeared in rehab games with the Arizona League Padres and AZL Padres-2
- Released on 8/5

### 2016

- Began the season with CLE following an offseason trade from LAA
- Appeared in 9 games before being optioned to Columbus (AAA) on 4/19 for the remainder of the season
- Played all three OF positions for Columbus
- Hit .317 with an .803 OPS in 50 home games versus .164 with a .486 OPS in 53 games on the road

### 2015

- Began the season with LAA and appeared in games at all three OF positions
- Was on the DL from 5/26-8/31 with a sprained right wrist; played in rehab games for Inland Empire (A) and Salt Lake (AAA)
- Activated on 9/1 and hit .250 over his final 20 games of the season as LAA went 14-6 in those contests

### 2014

- Spent his first full season in the majors with LAA
- Set career highs in most offensive categories
- Played all three OF positions: 49 games in RF, 44 games in LF and 11 games in CF
- LAA went 41-29 in his 70 starts
- Hit his first career walk-off HR in the 14th inning, 6/10 vs OAK (Jeff Francis)
- Was on the DL from 7/13-8/3 with a broken nose sustained after being hit by a pitch; appeared in 3 rehab games for Salt Lake

### 2013

- Began the season with NYM following an offseason trade from OAK
- Hit his first career grand slam on Opening Day, 4/1 vs SD (Brad Brach)
- Shuttled between Las Vegas (AAA) and NYM before being traded to LAA on 6/25
- Successfully stole home, 9/21 vs SEA in a 6-5 win
- Combined to hit .211 in 73 ML games between the 2 clubs

### 2012

- Began the season with OAK following an offseason trade from ARI
- Optioned to Sacramento (AAA) on 4/17 before being recalled on 5/11
- Had a career-best 8-game hitting streak, 5/26-6/5

- Collected back-to-back 3-hit games, 5/26 vs NYY and 5/28 at MIN
- Placed on the DL on 6/23 with a sprained left ankle; appeared in rehab games for Stockton (A) and Sacramento before being activated on 7/16 and optioned back to Sacramento the same day
- Recalled on 9/1 for the remainder of the season

### 2011

- Began the season with Reno (AAA)
- Posted a .984 OPS in 98 games with Reno and was named Pacific Coast League Rookie of the Year
- Named a PCL midseason and postseason All-Star
- Earned PCL Player of the Week honors twice: 4/25-5/1 and 6/6-12
- Had his contract selected by ARI on 7/26 and made his ML debut that night at SD
- Singled for his 1st ML hit in a pinch-hit appearance on 7/30 at LAD (Scott Elbert)
- Hit his 1st career HR, 8/28 vs SD (Cory Luebke)
- Following the season, was named the 11th-best prospect in ARI's minor league system and the 20th-best prospect in the PCL by *Baseball America*

### 2010

- Played for Mobile (AA)
- Named a Southern League midseason and postseason All-Star in addition to being named a MiLB.com Organization All-Star for ARI

### 2009

- Spent the season with Visalia (A)
- Was on the DL with a right hand fracture, 6/15-9/20
- Following the season, was named the 9th-best prospect in ARI's minor league system by *Baseball America*

### 2008

- Split first pro season between Yakima (A) and South Bend (A)
- Hit a combined .264 with 11 HR and 28 RBI in 70 games between the two teams
- Named the Northwest League Player of the Week twice: 6/16-22 and 6/30-7/6
- Following the season, was named the 9th-best prospect in ARI's minor league system by *Baseball America*

### PERSONAL

Collin Brannen Cowgill... Married, wife's name is Alyson... Graduate of Henry Clay High School (KY), where he was named Mr. Baseball and Louisville Slugger Player of the Year for the state of Kentucky in 2004... Attended University of Kentucky... Played on the 2006 team that won the first SEC Championship in school history... Named an All-American in 2008.

## COLLIN COWGILL'S CAREER STATISTICS

YEAR	CLUB	AVG	G	AB	R	H	2B	3B	HR	RBI	SH	SF	HP	BB	SO	SB	CS	OBP	SLG	OPS	E
2008	Yakima	.304	20	79	21	24	3	1	11	28	1	0	3	12	17	5	0	.415	.785	1.200	0
	South Bend	.249	50	201	31	50	13	3	1	17	0	0	5	25	61	1	0	.346	.358	.704	1
2009	Visalia	.277	61	220	39	61	9	5	6	36	0	4	7	29	49	11	4	.373	.445	.818	6
2010	Mobile	.285	131	502	89	143	34	4	16	83	0	10	8	57	73	25	9	.360	.464	.824	3
2011	Reno	.354	98	395	95	140	24	8	13	70	7	1	2	51	63	30	3	.430	.554	.984	5
	ARIZONA	.239	36	92	8	22	3	0	1	9	0	0	0	8	28	4	2	.300	.304	.604	0
2012	OAKLAND	.269	38	104	10	28	2	0	1	9	0	1	0	11	27	3	4	.336	.317	.653	0
	Sacramento	.254	61	260	33	66	17	1	4	37	0	2	3	20	50	8	2	.312	.373	.685	3
	Stockton - a	.125	2	8	0	1	0	0	0	0	0	0	0	2	0	0	0	.125	.125	.250	0
2013	NEW YORK (NL)	.180	23	61	7	11	2	0	2	8	0	0	0	2	15	0	0	.206	.311	.517	0
	Las Vegas	.268	33	123	22	33	6	0	5	12	3	0	2	17	25	4	0	.366	.439	.805	2
	Salt Lake	.600	4	15	4	9	1	0	2	7	0	0	1	1	3	1	0	.647	1.067	1.714	0
	LOS ANGELES (AL)	.231	50	91	11	21	3	2	2	8	3	0	0	5	27	1	0	.271	.374	.645	1
2014	LOS ANGELES (AL)	.250	106	260	37	65	10	1	5	21	2	0	5	26	74	4	0	.330	.354	.684	3
	Salt Lake - a	.333	3	12	4	4	2	0	0	0	0	0	2	2	0	0	0	.429	.500	.929	0
2015	LOS ANGELES (AL)	.188	55	69	10	13	2	1	1	2	1	0	0	4	19	2	1	.233	.290	.523	0
	Inland Empire - a	.167	2	6	2	1	0	0	0	0	0	0	1	1	0	0	0	.286	.167	.453	0
	Salt Lake - a	.364	12	44	5	16	3	0	1	4	0	0	1	2	5	0	0	.404	.500	.904	0
2016	CLEVELAND	.083	9	12	0	1	0	0	0	0	0	0	0	2	7	0	0	.214	.083	.297	0
	Columbus	.234	103	359	46	84	17	1	4	30	5	2	7	34	85	7	2	.311	.320	.631	3
2017	El Paso	.235	58	200	34	47	8	1	7	24	1	1	17	59	4	3	.297	.390	.687	0	
	AZL Padres	.250	4	12	1	3	1	0	0	3	0	0	0	1	2	0	0	.308	.333	.641	1
	AZL Padres-2	.667	1	3	1	2	2	0	0	2	0	1	0	0	1	0	0	.500	1.333	1.833	1
<b>Minors Totals</b>		<b>.280</b>	<b>643</b>	<b>2439</b>	<b>427</b>	<b>684</b>	<b>140</b>	<b>24</b>	<b>70</b>	<b>353</b>	<b>17</b>	<b>21</b>	<b>40</b>	<b>269</b>	<b>498</b>	<b>96</b>	<b>23</b>	<b>.359</b>	<b>.444</b>	<b>.802</b>	<b>25</b>
<b>AL</b>	<b>Totals</b>	<b>.239</b>	<b>258</b>	<b>536</b>	<b>68</b>	<b>128</b>	<b>17</b>	<b>4</b>	<b>9</b>	<b>40</b>	<b>6</b>	<b>1</b>	<b>5</b>	<b>48</b>	<b>154</b>	<b>10</b>	<b>5</b>	<b>.307</b>	<b>.336</b>	<b>.643</b>	<b>4</b>
<b>NL</b>	<b>Totals</b>	<b>.216</b>	<b>59</b>	<b>153</b>	<b>15</b>	<b>33</b>	<b>5</b>	<b>0</b>	<b>3</b>	<b>17</b>	<b>0</b>	<b>0</b>	<b>10</b>	<b>43</b>	<b>4</b>	<b>2</b>	<b>.264</b>	<b>.307</b>	<b>.571</b>	<b>0</b>	
<b>ML</b>	<b>Totals</b>	<b>.234</b>	<b>317</b>	<b>689</b>	<b>83</b>	<b>161</b>	<b>22</b>	<b>4</b>	<b>12</b>	<b>57</b>	<b>6</b>	<b>1</b>	<b>5</b>	<b>58</b>	<b>197</b>	<b>14</b>	<b>7</b>	<b>.297</b>	<b>.329</b>	<b>.627</b>	<b>4</b>

a - Rehab assignment

## COWGILL'S DIVISION SERIES STATISTICS

YEAR	CLUB, OPP	AVG	G	AB	R	H	2B	3B	HR	RBI	SH	SF	HP	BB	SO	SB	CS	OBP	SLG	OPS	E
2011	ARI, MIL	1.000	2	1	0	1	0	0	0	2	0	0	0	0	0	0	0	1.000	1.000	2.000	0
2014	LAA, KC	Did not bat																			
<b>DS</b>	<b>Totals</b>	<b>1.000</b>	<b>2</b>	<b>1</b>	<b>0</b>	<b>1</b>	<b>0</b>	<b>0</b>	<b>0</b>	<b>2</b>	<b>0</b>	<b>0</b>	<b>0</b>	<b>0</b>	<b>0</b>	<b>0</b>	<b>0</b>	<b>1.000</b>	<b>1.000</b>	<b>2.000</b>	<b>0</b>

## COWGILL'S CAREER TRANSACTIONS

- Selected by Oakland Athletics in 29th round of June 2007 draft, but did not sign
- Selected by Arizona Diamondbacks in 5th round of June 2008 draft
- Traded to Oakland Athletics with Ryan Cook (rhp) and Jarrod Parker (rhp) for Craig Breslow (lhp), Trevor Cahill (rhp) and cash considerations, December 9, 2011
- On disabled list with a sprained left ankle, June 23-July 15, 2012; included rehab assignments to Stockton, July 9-11, and Sacramento, July 12-15
- Traded to New York Mets for Jefry Marte (inf), December 18, 2012
- Traded to Los Angeles Angels for Kyle Johnson (of), June 25, 2013
- On disabled list with a broken nose, July 13-August 3, 2014; included rehab assignment to Salt Lake, August 1-3
- On disabled list with a sprained right wrist, May 26-August 31, 2015; included rehab assignments to Inland Empire, August 12-14, and Salt Lake, August 15-30
- Traded to Cleveland Indians for cash considerations, December 2, 2015
- Signed by San Diego Padres as a minor league free agent, February 3, 2017
- Signed by Philadelphia as a minor league free agent, February 9, 2018

## COWGILL'S CAREER FIELDING

POSITION	PCT	G	PO	A	E	TC	DP
Outfield	.991	278	447	14	4	465	5

## COWGILL'S GAME HIGHS

**HITS:** 4 – 8/28/11 vs SD... **RUNS:** 3 – 2 times, last: 9/21/13 vs SEA... **DOUBLES:** 1... **TRIPLES:** 1... **HOME RUNS:** 1... **RBI:** 4 – 4/1/13 vs SD... **WALKS:** 3 – 5/11/14 at TOR... **STOLEN BASES:** 1... **HITTING STREAK:** 8 games – 2 times, last: 4/25-5/4/14

## COWGILL'S NOTABLE HOMERS

**GRAND SLAMS:** 1 – 4/1/13 vs SD (Brad Brach)... **INSIDE-THE-PARK HR:** N/A... **LEADOFF HR:** N/A... **PINCH HR:** N/A... **WALK-OFF HR:** 1 – 6/10/14 vs OAK (Jeff Francis)



## J.P. CRAWFORD

### SHORTSTOP

🐦 @jp\_crawford

2

**B-T:** L-R

**HT:** 6-2; **WT:** 199

**OPENING DAY AGE:** 23

**BORN:** January 11, 1995, Long Beach, CA

**RESIDES:** Lakewood, CA

**ML SERVICE:** 27 days

**HOW OBTAINED:** Selected by Phillies in 1st round (16th overall) of June 2013 draft

### 2017

- Began the season with Lehigh Valley (AAA)
- Led the International League in walks (79), T-3rd in triples (6) and T-4th in runs (75)
- Set professional highs in HR (15), RBI (63), XBH (41), walks, runs and games (127)
- From 6/22 through the end of the minor league season, batted .283 (73-258), 15 2B, 5 3B, 13 HR, 37 RBI, 43 BB, .387 OBP, .531 SLG %, .918 OPS in 69 games
- Named Phillies Minor League Co-Hitter of the Month for July (.281 AVG, 4 2B, 3 3B, 8 HR, 18 RBI, 16 BB)
- Hit an inside-the-park grand slam, 7/26 vs Gwinnett
- Did not commit an error in his final 29 minor league games of the season, 8/6-9/4
- Made 6 starts at 3rd base and 5 at 2nd base, 8/20-30; all other minor league starts in 2017 were at SS
- Slugged a 2-run HR in Lehigh Valley's final game of the season, a 4-3 win over Scranton/Wilkes-Barre, to help the club clinch the division
- Had his contract selected on 9/5
- Made 21 ML starts: 11 at 3rd base, 6 at SS and 4 at 2nd base
- Made his ML debut, 9/5 at NYM, in a start at 3rd base and collected his 1st ML hit (single off Justin Smoker)
- Had 14 walks in his final 13 games after walking twice through his first 10 ML games
- Led all NL hitters in walks (14) from 9/16 through the end of the season (13 G)
- Following the season, was named the top prospect in the Phillies minor league system by *Baseball America* for the 4th straight year

### 2016

- Was a non-roster invitee to Phillies spring training
- Began the season with Reading (AA)
- Hit safely in 9 of his first 10 games
- Posted a .398 OBP in 36 games before being promoted to Lehigh Valley on 6/2
- Did not commit an error through his first 29 triple-A games
- Batted .300 (30-100), 4 2B, 3 HR, 14 RBI over 26 July games
- Following the season, was named the top prospect in the Phillies minor league system by *Baseball America* for the 3rd straight year and the No. 2 overall minor league prospect by MLB.com

### 2015

- Began the season with Clearwater (A)
- Missed nearly a month while on the DL with a left oblique strain, 4/9-5/4

- Promoted to Reading on 5/30; was the youngest player in the Eastern League at the time of his promotion
- Named an EL midseason All-Star
- Appeared in his 2nd consecutive All-Star Futures Game; went 1-for-3, R, RBI for Team USA on 7/12 at Great American Ball Park
- T-2nd in the EL in triples (7) and ranked 8th in walks (49)
- Hit .379 (111-29), HR, 3 RBI, 6 R with a league-best .486 OBP in 8 postseason games
- Following the season, was named the top prospect in the Phillies minor league system by *Baseball America* for the 2nd straight year
- Played for Glendale in the Arizona Fall League

### 2014

- Was the Paul Owens Award winner as the best player in the Phillies minor league system
- Named Phillies Minor League Player of the Month for May (.367 AVG, .447 OBP, .522 SLG %) and Phillies Minor League Player of the Week, 4/28-5/4
- Led the Phillies minor league system in walks (65)
- Began the season with Lakewood (A)
- Named a South Atlantic League midseason All-Star
- Promoted to Clearwater on 6/18
- Played for Team USA in the All-Star Futures Game, 7/13 at Target Field (1-2, R, SB)
- Batted .291 (53-182) over his final 50 games for Clearwater
- Following the season, was named the top prospect in the Phillies minor league system by *Baseball America*
- Participated in Florida Instructional League

### 2013

- Began his pro career with the Gulf Coast League Phillies (R)
- Selected as a GCL All-Star
- Led the league in AVG (.345) and OBP (.443) and ranked 5th in SLG % (.465)
- Named Phillies Minor League Player of the Week, 8/5-11
- Promoted to Lakewood on 8/18
- Following the season, was named the 3rd-best prospect in the Phillies minor league system by *Baseball America*
- Participated in FIL

### PERSONAL

John P. Crawford (J.P.)... 2013 graduate of Lakewood High School (CA)... Is the cousin of former major league outfielder Carl Crawford... **Hobbies:** Spending time with his dogs and playing PS4... **Signed by:** Demerius Pittman.

## J.P. CRAWFORD'S CAREER STATISTICS

YEAR	CLUB	AVG	G	AB	R	H	2B	3B	HR	RBI	SH	SF	HP	BB	SO	SB	CS	OBP	SLG	OPS	E
2013	GCL Phillies	*.345	39	142	24	49	8	3	1	19	1	0	0	25	25	12	5	*.443	.465	.908	8
	Lakewood	.208	14	53	10	11	1	0	0	2	0	0	0	7	10	2	1	.300	.226	.526	1
2014	Lakewood	.295	60	227	37	67	16	0	3	19	1	0	2	37	37	14	7	.398	.405	.803	12
	Clearwater	.275	63	236	32	65	7	0	8	29	1	4	2	28	37	10	7	.352	.407	.759	17
2015	Clearwater	.392	21	79	15	31	1	0	1	8	1	0	1	14	9	5	2	.489	.443	.932	6
	Reading	.265	86	351	53	93	21	7	5	34	1	3	1	49	45	7	2	.354	.407	.761	21
2016	Reading	.265	36	136	23	36	8	0	3	13	0	0	0	30	21	5	3	.398	.390	.788	7
	Lehigh Valley	.244	87	336	40	82	11	1	4	30	4	2	1	42	59	7	4	.328	.318	.646	12
2017	Lehigh Valley	.243	127	474	75	115	20	6	15	63	1	1	1	*79	97	5	4	.351	.405	.756	17
	PHILLIES	.214	23	70	8	15	4	1	0	6	0	1	0	16	22	1	0	.356	.300	.656	0
<b>Minors Totals</b>		<b>.270</b>	<b>533</b>	<b>2034</b>	<b>309</b>	<b>549</b>	<b>93</b>	<b>17</b>	<b>40</b>	<b>217</b>	<b>10</b>	<b>10</b>	<b>8</b>	<b>311</b>	<b>340</b>	<b>67</b>	<b>35</b>	<b>.367</b>	<b>.391</b>	<b>.759</b>	<b>101</b>
<b>ML Totals</b>		<b>.214</b>	<b>23</b>	<b>70</b>	<b>8</b>	<b>15</b>	<b>4</b>	<b>1</b>	<b>0</b>	<b>6</b>	<b>0</b>	<b>1</b>	<b>0</b>	<b>16</b>	<b>22</b>	<b>1</b>	<b>0</b>	<b>.356</b>	<b>.300</b>	<b>.656</b>	<b>0</b>

\* League leader

## CRAWFORD'S CAREER TRANSACTIONS

- Selected by Philadelphia in 1st round (16th overall) of June 2013 draft

## CRAWFORD'S CAREER FIELDING

POSITION	PCT	G	PO	A	E	TC	DP
Second base	1.000	4	4	9	0	13	1
Third base	1.000	13	14	29	0	43	6
Shortstop	1.000	6	8	20	0	28	5

## CRAWFORD'S GAME HIGHS

**HITS:** 2 – 3 times, last: 9/15/17 vs OAK... **RUNS:** 2 – 10/1/17 vs NYM... **DOUBLES:** 2 – 9/12/17 vs MIA... **TRIPLES:** 1... **HOME RUNS:** None... **RBI:** 2 – 2 times, last: 9/16/17 vs OAK... **WALKS:** 3 – 2 times, last: 9/21/17 vs LAD... **STOLEN BASES:** 1... **HITTING STREAK:** 6 games – 9/10-16/17





# ZAC CURTIS

## LEFT-HANDED PITCHER

🐦 @Zac\_Curtis16

52

**B-T:** L-L

**HT:** 5-10; **WT:** 175

**OPENING DAY AGE:** 25

**BORN:** July 4, 1992, Panama City Beach, FL

**RESIDES:** Rogersville, AL

**ML SERVICE:** 97 days

**HOW OBTAINED:** Claimed off waivers from the Seattle Mariners, 9/11/17

2018 PHILLIES

### 2017

- Spent most of the season with Arkansas (AA)
- Named a Texas League midseason All-Star
- Led the TL in games finished (37) and ranked 4th in saves (13)
- Allowed only 1 HR through his first 32 games (40.0 IP)
- Had a 2.03 ERA (9 ER, 40.0 IP) through his first 32 games and an 8.74 ERA (11 ER, 11.1 IP) in his final 9 games
- Averaged 10.52 SO/9.0 IP (60 SO, 51.1 IP) with Arkansas
- Claimed off waivers by the Phillies on 9/11 and pitched in 3 games
- Pitched in 16 games for Lacey in Dominican Winter League

### 2016

- Began the season with Visalia (A)
- Had his contract selected by ARI on 4/30 and made his ML debut that night vs COL
- Did not allow a run in his first 10 ML games (8.1 IP)
- Optioned to Mobile (AA) on 6/14
- Averaged 13.73 SO/9.0 IP (30 SO, 19.2 IP) in his 19 games with Mobile
- Recalled on 7/30 for a brief stint before being optioned on 7/30 and finishing the season with Mobile
- Traded to SEA on 11/23

### 2015

- Spent the entire season with Kane County (A)
- Named a Midwest League postseason All-Star and an MiLB.com Organizational All-Star
- Led all full-season single-A pitchers with 33 saves; also led MiLB in games finished (45) and ranked 2nd in games (53)
- Posted a 0.63 ERA (2 ER, 28.2 IP) in 28 games in the second half
- Had 15.0-inning scoreless streak, 6/8-7/22

### 2014

- Began his professional career with Hillsboro (A)
- Selected as a Northwest League midseason All-Star and *Baseball America* short-season All-Star
- Tied for the NWL lead in saves (14) and ranked 2nd in games finished (22)
- 21 of his 24 appearances were scoreless
- Held RHH to a .174 AVG (12-69)

### PERSONAL

Zachary Aaron Curtis... Married Chelsea Richardson (5/16/14); has one son, Greyson (8/19/13)... 2014 graduate of Middle Tennessee State University... Named First-Team All-Conference USA and ABCA Second-Team All-Central Region as a senior... Was selected as a semifinalist for the Gregg Olson Award for college breakout player of the year... Prior to transferring to Middle Tennessee State, attended Volunteer State College (TN) for two years... **Hobbies:** Hunting and golfing... **Signed by:** Nate Birtwell.

### ZAC CURTIS' CAREER STATISTICS

YEAR	CLUB	W-L	ERA	G	GS	CG	SHO	SV	IP	H	R	ER	HR	HB	BB	SO	WP	BK	AVG
2014	Hillsboro	2-1	1.00	24	0	0	0	#14	27.0	18	5	3	0	0	12	42	1	0	.188
2015	Kane County	4-4	1.33	53	0	0	0	*33	54.0	33	9	8	2	1	12	75	5	0	.176
2016	Visalia	1-0	5.23	8	0	0	0	2	10.1	12	8	6	0	1	5	22	3	0	.279
	ARIZONA	0-1	6.75	21	0	0	0	0	13.1	13	10	10	2	3	13	10	0	0	.255
	Mobile	0-1	3.20	19	0	0	0	4	19.2	17	7	7	3	0	6	30	0	0	.227
2017	Arkansas	1-2	3.51	41	0	0	0	13	51.1	43	21	20	3	6	19	60	6	0	.226
	SEATTLE	0-0	0.00	3	0	0	0	0	4.2	3	3	0	1	2	1	2	2	0	.167
	PHILLIES	0-0	2.45	3	0	0	0	0	3.2	3	1	1	0	0	2	4	0	0	.250
<b>Minors Totals</b>		<b>8-8</b>	<b>2.44</b>	<b>145</b>	<b>0</b>	<b>0</b>	<b>0</b>	<b>66</b>	<b>162.1</b>	<b>123</b>	<b>50</b>	<b>44</b>	<b>8</b>	<b>8</b>	<b>54</b>	<b>229</b>	<b>15</b>	<b>0</b>	<b>.208</b>
<b>AL</b>	<b>Totals</b>	<b>0-0</b>	<b>0.00</b>	<b>3</b>	<b>0</b>	<b>0</b>	<b>0</b>	<b>0</b>	<b>4.2</b>	<b>3</b>	<b>3</b>	<b>0</b>	<b>1</b>	<b>2</b>	<b>1</b>	<b>2</b>	<b>2</b>	<b>0</b>	<b>.167</b>
<b>NL</b>	<b>Totals</b>	<b>0-1</b>	<b>5.82</b>	<b>24</b>	<b>0</b>	<b>0</b>	<b>0</b>	<b>0</b>	<b>17.0</b>	<b>16</b>	<b>11</b>	<b>11</b>	<b>2</b>	<b>3</b>	<b>15</b>	<b>14</b>	<b>0</b>	<b>0</b>	<b>.254</b>
<b>ML</b>	<b>Totals</b>	<b>0-1</b>	<b>4.57</b>	<b>27</b>	<b>0</b>	<b>0</b>	<b>0</b>	<b>0</b>	<b>21.2</b>	<b>19</b>	<b>14</b>	<b>11</b>	<b>3</b>	<b>5</b>	<b>16</b>	<b>16</b>	<b>2</b>	<b>0</b>	<b>.235</b>

\* League leader

# Tied for league lead



## CURTIS' CAREER TRANSACTIONS

- Selected by Arizona Diamondbacks in 6th round of June 2014 draft
- Traded to Seattle Mariners with Jean Segura (inf) and Mitch Haniger (of) for Taijuan Walker (rhp) and Ketel Marte (inf), November 23, 2016
- Claimed off waivers by Philadelphia, September 11, 2017

## CURTIS' CAREER FIELDING

POSITION	PCT	G	PO	A	E	TC	DP
Pitcher	1.000	27	1	6	0	7	0

## CURTIS' GAME HIGHS

**LOW-HIT CG:** None... **SHUTOUTS:** None... **STRIKEOUTS:** 2 – 3 times, last: 9/15/17 vs OAK... **WALKS:** 2 – 3 times, last: 7/26/16 at MIL... **LONGEST OUTING:** 3.0 inn. – 6/16/17 at TEX... **WINNING STREAK:** N/A... **LOSING STREAK:** N/A... **SCORELESS STREAK:** 8.1 inn. – 4/30-5/30/16

## PHILLIES WHO PLAYED COLLEGE BASEBALL (40-MAN ROSTER)

Player	College
Zac Curtis	Middle Tennessee State University
Jerad Eickhoff	Olney Central Community College (IL)
Rhys Hoskins	Sacramento State (California State University, Sacramento)
Tommy Hunter	University of Alabama
Andrew Knapp	University of California, Berkeley
Mark Leiter Jr.	New Jersey Institute of Technology
Ben Lively	University of Central Florida
Hoby Milner	University of Texas
Adam Morgan	University of Alabama
Pat Neshek	Butler University (IN)
Aaron Nola	Louisiana State University
Nick Pivetta	New Mexico Junior College
Cameron Rupp	University of Texas



## ENYEL DE LOS SANTOS

### RIGHT-HANDED PITCHER

**78**

**NON-ROSTER  
INVITEE**

**B-T:** R-R

**HT:** 6-3; **WT:** 170

**OPENING DAY AGE:** 22

**BORN:** December 25, 1995, San Pedro de Macorís, DR

**RESIDES:** San Pedro de Macorís, DR

**HOW OBTAINED:** Acquired from San Diego Padres for Freddy Galvis, 12/15/17

#### 2017

- Spent the entire season with San Antonio (AA)
- Finished 3rd in the Texas League in SO (138), T-3rd in innings (150.0), 5th in WHIP (1.19) and 8th in ERA (3.78)
- Among qualifying starters in the TL, was 3rd in OPP AVG (.237), 4th in SO/9.0 IP (8.18) and 5th in fewest base runners/9.0 IP (11.22)
- Selected as Texas League Pitcher of the Week twice: 4/6-16 and 8/7-13
- Tossed 6.0 perfect innings with 7 SO, 4/14 vs Northwest Arkansas
- Following the All-Star break, went 6-2 with a 2.75 ERA (22 ER, 72.0 IP) and 71 SO in 11 starts
- Posted a 1.29 ERA (4 ER, 28.0 IP) over 4 August starts
- Held LHH to a .239 AVG (53-222) and RHH to a .236 AVG (78-331)

- Allowed 2 ER or fewer in 7 straight starts, 4/27-5/29, and in 9 of his 11 starts total
- Walked 1 or none in 8 of his 11 starts
- Held RHH to a .178 AVG (18-101)
- Promoted to Lake Elsinore (A) on 6/10 for the remainder of the season
- Had a 2.81 ERA (10 ER, 32.0 IP) in 7 home starts and a 5.70 ERA (23 ER, 36.1 IP) in 8 road starts
- Held opponents to a .194 AVG (12-62) with RISP

#### 2015

- Began pro career with the Arizona League Mariners (R) and averaged 10.58 SO/9.0 IP (29 SO/24.2 IP)
- Promoted to Everett (A) on 7/21 for the remainder of the season

#### 2016

- Began the season with Fort Wayne (A)
- Named a Midwest League midseason All-Star

#### PERSONAL

Enyel De Los Santos... Attended Liceo Gastón Fernández de Lino... **Hobby:** Listening to music... **Signed by:** Eddy Toledo and Domingo Toribio.

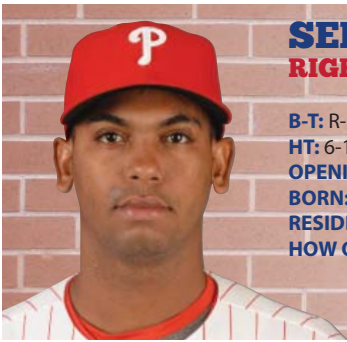
#### ENYEL DE LOS SANTOS' CAREER STATISTICS

YEAR	CLUB	W-L	ERA	G	GS	CG	SHO	SV	IP	H	R	ER	HR	HB	BB	SO	WP	BK	AVG
2015	AZL Mariners	3-0	2.55	5	5	0	0	0	24.2	24	8	7	1	1	5	29	1	1	.250
	Everett	3-0	4.06	8	8	0	0	0	37.2	37	19	17	2	6	13	42	5	0	.270
2016	Fort Wayne	3-2	2.91	11	7	0	0	0	52.2	38	20	17	2	3	14	45	6	0	.199
	Lake Elsinore	5-3	4.35	15	15	0	0	0	68.1	70	35	33	11	5	24	52	2	1	.267
2017	San Antonio	10-6	3.78	26	24	0	0	0	150.0	131	69	63	12	8	48	138	3	*3	.237
<b>Minors Totals</b>		<b>24-11</b>	<b>3.70</b>	<b>65</b>	<b>59</b>	<b>0</b>	<b>0</b>	<b>0</b>	<b>333.1</b>	<b>300</b>	<b>151</b>	<b>137</b>	<b>28</b>	<b>23</b>	<b>104</b>	<b>306</b>	<b>17</b>	<b>5</b>	<b>.242</b>

\* League leader

#### DE LOS SANTOS' CAREER TRANSACTIONS

- Signed by Seattle Mariners as an amateur free agent, July 17, 2014
- Traded to San Diego Padres with Nelson Ward (inf) for Joaquin Benoit (rhp), November 12, 2015
- Traded to Philadelphia for Freddy Galvis (ss), December 15, 2017



# SERANTHONY DOMÍNGUEZ

## RIGHT-HANDED PITCHER

65

**B-T:** R-R  
**HT:** 6-1; **WT:** 185  
**OPENING DAY AGE:** 23  
**BORN:** November 25, 1994, Esperanza, DR  
**RESIDES:** Esperanza, DR  
**HOW OBTAINED:** Signed by Phillies as an amateur free agent, 10/6/11

### 2017

- Spent most of the season with Clearwater (A)
- Was on the DL, 5/30-7/20 (right shoulder strain); included 2 rehab starts for Gulf Coast League Phillies (R)
- Averaged 10.91 SO/9.0 IP (82 SO, 67.2 IP) between the two levels
- Had a 2.02 ERA (8 ER, 35.2 IP) over his first 7 games (6 GS) with Clearwater and a 5.74 ERA (17 ER, 26.2 IP) over his final 8 games (7 GS)
- Pitched for Gigantes del Cibao in the Dominican Winter League

### 2016

- Began the season with Williamsport (A)
- Promoted to Lakewood (A) on 7/5
- Allowed 1 ER or none in 7 of his 10 starts
- Finished the season with an active 16.0-inning scoreless streak and active 23.0-inning streak without allowing an ER

### 2015

- Second consecutive season with the GCL Phillies
- Participated in Florida Instructional League

### 2014

- Spent the entire season with the GCL Phillies
- Did not allow an ER over his final 13.2 innings (7 G), lowering his ERA from 6.57 to 3.12

### 2013

- Second season with the Dominican Summer League Phillies (R)
- Led the DSL in CG (2) & SHO (2) and T-3rd in starts (14)
- Went 2-1, 1.54 ERA (4 ER, 23.1 IP) over 4 August starts
- Allowed 2 ER or fewer in 11 of his 16 starts
- Participated in FIL

### 2012

- Began his pro career with DSL Phillies

### PERSONAL

Seranthony Ambioris Domínguez (pronounced serr-AN-thoh-nee)... **Hobby:** Playing PS4... **Signed by:** Koby Pérez.

## SERANTHONY DOMÍNGUEZ'S CAREER STATISTICS

YEAR	CLUB	W-L	ERA	G	GS	CG	SHO	SV	IP	H	R	ER	HR	HB	BB	SO	WP	BK	AVG
2012	DSL Phillies	4-4	3.48	15	11	0	0	0	67.1	63	32	26	5	7	26	40	7	0	.252
2013	DSL Phillies	4-6	2.96	14	14	*2	*2	0	76.0	60	34	25	1	6	30	58	15	1	.217
2014	GCL Phillies	2-2	3.12	14	0	0	0	0	26.0	26	11	9	1	2	14	24	10	0	.260
2015	GCL Phillies	1-1	2.35	2	1	0	0	0	7.2	6	2	2	1	0	7	9	1	0	.207
2016	Williamsport	1-1	2.12	3	3	0	0	0	17.0	8	6	4	0	2	4	15	6	1	.136
	Lakewood	5-2	2.42	10	10	0	0	0	48.1	34	14	13	2	3	20	50	9	2	.202
2017	Clearwater	4-4	3.61	15	13	0	0	0	62.1	51	28	25	6	2	30	75	3	0	.230
	GCL Phillies	0-0	5.06	2	2	0	0	0	5.1	5	3	3	0	0	4	7	2	0	.250
<b>Minors Totals</b>		<b>21-20</b>	<b>3.11</b>	<b>75</b>	<b>54</b>	<b>2</b>	<b>2</b>	<b>0</b>	<b>310.0</b>	<b>253</b>	<b>130</b>	<b>107</b>	<b>16</b>	<b>22</b>	<b>135</b>	<b>278</b>	<b>53</b>	<b>4</b>	<b>.225</b>

\* League leader

## DOMÍNGUEZ'S CAREER TRANSACTIONS

- Signed by Philadelphia as an amateur free agent, October 6, 2011



## ZACH EFLIN

### RIGHT-HANDED PITCHER

56

**B-T:** R-R  
**HT:** 6-6; **WT:** 211  
**OPENING DAY AGE:** 23  
**BORN:** April 8, 1994, Orlando, FL  
**RESIDES:** Chuluota, FL  
**ML SERVICE:** 1 year, 45 days  
**HOW OBTAINED:** Acquired from Los Angeles Dodgers with Tom Windle for Jimmy Rollins, 12/19/14

#### 2017

- Began the season on the 10-day DL recovering from offseason surgery on both knees; activated and optioned to Lehigh Valley (AAA) on 4/11 following a rehab assignment with Clearwater (A)
- Recalled on 4/18 after making one start for Lehigh Valley
- Had a career-best 29.0-inning streak without issuing a walk, 4/18-5/10; longest by a Phillie since 2013-14 (Cliff Lee, 31.0 IP)
- Had 3 straight starts with at least 7.0 IP and no walks, 4/18-5/4
- Optioned to Lehigh Valley on 5/28
- Was on the 7-day DL, 6/3-7/8 (right elbow strain); included a rehab assignment with Gulf Coast League Phillies (R)
- Allowed 2 ER or fewer in 5 of his 7 starts with Lehigh Valley
- Recalled on 8/8 and made 3 starts before being placed on the 10-day DL on 8/22 (retro to 8/19) with a right shoulder strain, causing him to miss the remainder of the season
- Posted a 2.81 ERA (10 ER, 32.0 IP) in his first 5 starts of the season and a 9.46 ERA (34 R, 32.1 IP) in his final 6 appearances

#### 2016

- Began the season with Lehigh Valley
- Named International League Pitcher of the Week, 4/11-17 (2-0, 0.64 ERA, 14.0 IP, 7 H, R, ER, 2 BB, 8 SO)
- Had his contract selected and made his ML debut, 6/14 at TOR
- Became the first Phillies starting pitcher to make his ML debut outside of the United States since RHP David Coggins, 6/23/00 at Olympic Stadium (MTL); he was the first Phillies starting pitcher to ever make his debut in TOR
- At just 22 years and 67 days old, he was the 4th-youngest starting pitcher to debut for the Phillies since 2000, trailing only Gavin Floyd (21 years, 220 days), Brett Myers (21 years, 341 days) and Aaron Nola (22 years, 47 days)
- On 7/5 vs ATL, became the first Phillies pitcher to toss a CG for his 1st career win since 6/14/98 (Carlton Loewer)
- At 22 years, 105 days, was the youngest Phillies pitcher to toss 2 CG in a single season since 1975, when both Tom Underwood (21 years, 142 days) and Larry Christenson (21 years, 251 days) did so
- Was placed on the 15-day DL on 8/9 (patellar tendinopathy) and missed the remainder of the season
- Underwent surgery on his right knee on 8/19, and his left knee on 9/30 (Dr. Steve Cohen)

#### 2015

- Named the 4th-best prospect in the Phillies minor league system by *Baseball America* prior to the season
- Spent the entire season with Reading (AA)

- T-9th in the Eastern League in WHIP (1.21)
- Selected as an EL midseason All-Star
- Named EL and Phillies Minor League Player of the Week, 4/9-19
- Began the season by throwing 15.2 consecutive scoreless innings over 3 starts
- Pitched for Team USA in the Pan Am Games, 7/10-19 in Toronto, Canada; Team USA won the silver medal
- Went 2-0, 1.38 ERA (2 ER, 13.0 IP) in 2 starts in the EL playoffs

#### 2014

- Spent the entire season with Lake Elsinore (A)
- Allowed 2 ER or fewer in 17 of his 24 starts (71%)
- Posted a 3.37 ERA (46 ER, 123.0 IP) in 23 of his 24 starts; allowed 8 ER in 5.0 innings, 4/9 at High Desert

#### 2013

- Spent season with Fort Wayne (A)
- Led the Midwest League in ERA (2.73)
- Allowed 2 ER or fewer in each of his final 19 starts (2.18 ERA, 26 ER, 107.1 IP)

#### 2012

- Began his pro career with the Arizona League Padres (R)

#### PERSONAL

Zachary Adams Eflin (pronounced EFF-lin)... 2012 graduate of Hagerty High School (FL)... Participated in the Florida Atlantic Coaches Association (FACA) All-Star Classic...

**Hobbies:** Fishing, golfing and playing guitar... **Signed by:** Willie Bosque.



## ZACH EFLIN'S CAREER STATISTICS

YEAR	CLUB	W-L	ERA	G	GS	CG	SHO	SV	IP	H	R	ER	HR	HB	BB	SO	WP	BK	AVG
2012	AZL Padres	0-1	7.71	4	3	0	0	0	7.0	9	6	6	0	0	3	4	0	0	.300
2013	Fort Wayne	7-6	*2.73	22	22	0	0	0	118.2	110	53	36	7	4	31	86	7	0	.239
2014	Lake Elsinore	10-7	3.80	24	24	0	0	0	128.0	138	56	54	9	4	31	93	3	0	.281
2015	Reading	8-6	3.69	23	23	0	0	0	131.2	136	63	54	12	4	23	68	3	0	.268
2016	Lehigh Valley	5-2	2.90	11	11	0	0	0	68.1	49	24	22	2	3	11	55	4	0	.199
	PHILLIES	3-5	5.54	11	11	2	1	0	63.1	67	42	39	12	1	17	31	1	0	.269
2017	Clearwater - a	1-0	0.00	1	1	0	0	0	5.0	1	0	0	0	0	6	0	0	0	.059
	Lehigh Valley	1-4	4.57	8	7	0	0	0	43.1	48	22	22	3	4	15	38	3	0	.289
	PHILLIES	1-5	6.16	11	11	0	0	0	64.1	79	45	44	16	5	12	35	2	0	.309
	GCL Phillies	0-0	1.29	2	2	0	0	0	7.0	5	1	1	0	1	6	0	0	0	.200
<b>Minors Totals</b>		<b>32-26</b>	<b>3.45</b>	<b>95</b>	<b>93</b>	<b>0</b>	<b>0</b>	<b>0</b>	<b>509.0</b>	<b>496</b>	<b>225</b>	<b>195</b>	<b>33</b>	<b>20</b>	<b>114</b>	<b>356</b>	<b>20</b>	<b>0</b>	<b>.255</b>
<b>ML Totals</b>		<b>4-10</b>	<b>5.85</b>	<b>22</b>	<b>22</b>	<b>2</b>	<b>1</b>	<b>0</b>	<b>127.2</b>	<b>146</b>	<b>87</b>	<b>83</b>	<b>28</b>	<b>6</b>	<b>29</b>	<b>66</b>	<b>3</b>	<b>0</b>	<b>.289</b>

\* League leader

a - Rehab assignment

## EFLIN'S MAJOR LEAGUE HITTING TOTALS

	AVG	AB	R	H	2B	3B	HR	RBI	SH	SF	HP	BB	SO	SB	CS	E
2017	.143	21	1	3	0	0	0	2	1	0	0	0	13	0	0	0
<b>Career</b>	<b>.205</b>	<b>44</b>	<b>3</b>	<b>9</b>	<b>2</b>	<b>0</b>	<b>0</b>	<b>2</b>	<b>1</b>	<b>0</b>	<b>0</b>	<b>0</b>	<b>21</b>	<b>0</b>	<b>0</b>	<b>2</b>

## EFLIN'S CAREER TRANSACTIONS

- Selected by San Diego Padres between 1st and 2nd rounds (33rd overall) of June 2012 draft
- Traded to Los Angeles Dodgers with Yasmani Grandal (c) and Joe Wieland (rhp) for Matt Kemp (of), Tim Federowicz (c) and cash considerations, December 18, 2014
- Traded to Philadelphia with Tom Windle (lhp) for Jimmy Rollins (ss), December 19, 2014
- On disabled list with patellar tendinopathy, August 9, 2016 through the end of the season
- On disabled list recovering from surgery on both knees, March 30-April 10, 2017; included rehab assignment to Clearwater, April 6-10
- On disabled list with a right shoulder strain, August 19, 2017 through the end of the season

## EFLIN'S CAREER FIELDING

POSITION	PCT	G	PO	A	E	TC	DP
Pitcher	.900	22	6	21	2	30	1

## EFLIN'S GAME HIGHS

**LOW-HIT CG:** 3 – 7/22/16 at PIT... **SHUTOUTS:** 1 – 7/22/16 at PIT... **STRIKEOUTS:** 6 – 2 times, last: 7/22/16 at PIT... **WALKS:** 4 – 7/27/16 at MIA... **LONGEST OUTING:** 9.0 inn. – 2 times, last: 7/22/16 at PIT... **WINNING STREAK:** 2 games – 7/5-10/16... **LOSING STREAK:** 5 games – 7/27/16-5/28/17... **SCORELESS STREAK:** 10.0 inn. – 2 times, last: 4/18-23/17



# JERAD EICKHOFF

## RIGHT-HANDED PITCHER

🐦 @Eickough19

**B-T:** R-R

**HT:** 6-4; **WT:** 244

**OPENING DAY AGE:** 27

**BORN:** July 2, 1990, Evansville, IN

**RESIDES:** Evansville, IN

**ML SERVICE:** 2 years, 45 days

**HOW OBTAINED:** Acquired from Texas Rangers with Matt Harrison, Jorge Alfaro, Alec Asher, Jake Thompson and Nick Williams for Cole Hamels, Jake Diekman and cash considerations, 7/31/15

48

### 2017

- Made his second career Opening Day roster
- Posted a 2.55 ERA (7 ER, 24.2 IP) in his first 4 starts
- Had a streak of 12 straight starts with 3 ER or fewer, 8/30/16-4/22/17
- 31 of his first 50 career starts were quality starts, most by a Phillies starter in his first 50 career starts since Curt Schilling, 1992-93 (34 QS in 45 GS with PHI, first 5 career starts with BAL)
- Won his first game of the season in his 15th start, 7/9 vs SD; received 2.70 runs of support per 9.0 IP until that date
- Was on the DL for the first time in his career, 6/20 (retro to 6/18)-7/8 (upper back strain); included a rehab assignment with Reading (AA)
- Posted a 3.27 ERA (8 ER, 22.0 IP) with 25 SO in 4 July starts
- Held opponents to a .218 AVG (29-133) with RISP, the 6th-lowest among all NL pitchers and 9th-lowest in MLB (min. 160 batters faced with RISP)
- Placed on the 10-day DL on 8/31 (nerve irritation in his right hand) and missed the remainder of the season

### 2016

- Made his 1st career Opening Day roster
- Was T-3rd in the NL in starts (33), 4th in BB/9.0 IP (1.92), T-6th in quality starts (20), T-8th in innings (197.1) and 9th in SO/BB (3.98)
- Pitched at least 6.0 innings in 23 of his 33 starts (69.7%) and posted a 2.82 ERA in those games
- In 15 starts against NL East teams, had a 2.76 ERA (27 ER, 88.0 IP)
- Joined Cole Hamels (2014), Roy Halladay (2011) and Curt Schilling (1997) as the only Phillies pitchers to allow 3 ER or fewer in 27 or more starts in a season since 1996
- Tossed 6 consecutive quality starts, 8/24-9/21, the longest streak of his career
- Posted a 0.87 WHIP in September, 4th-best among all NL starters during the month
- Notched a 3.08 ERA (47 ER, 137.1 IP) in 137.1 of his final 137.2 IP (allowed 6 ER and recorded 1 out in the 6th inn., 7/9 at COL)
- His 1.14 WHIP over the first 2 years of his career was the 2nd-lowest of any Phillies starter since 1901 (min. 150.0 IP), trailing only George McQuillan (0.96)
- His 5.3 WAR through his first two seasons was the 3rd-most of any Phillies starter since 1950, trailing only Cole Hamels (6.4) and Art Mahaffey (6.1)
- Allowed 30 HR, which was the 3rd-highest total among NL pitchers, behind WSH's Max Scherzer and CIN's Dan Straily (31 each)

### 2015

- Began season with Frisco (AA) and made 2 starts, striking out 14 of the 40 batters he faced (35%)
- Promoted to Round Rock (AAA) on 4/23

- Picked up the win in his triple-A debut, 4/24 vs Colorado Springs (8.1 IP, H, 2 R, 2 BB, 11 SO)
- Had an 11.0-inning scoreless streak, 6/15-25
- Traded to the Phillies on 7/31 and assigned to Lehigh Valley (AAA)
- Went 2-0, 0.64 ERA (1 ER, 14.0 IP) over his first 2 starts for Lehigh Valley
- Named Phillies Minor League Pitcher of the Week, 8/3-9
- Was recalled by the Phillies on 8/21 and made his ML debut that night at MIA (W, 6.0 IP, 0 R, 5 SO)
- Became the first Phillies starter since 5/12/06 (Cole Hamels) to not allow a run in his ML debut
- Had back-to-back double-digit SO games, 9/25 and 10/1; joined Hamels as the only two Phillies rookies to do so since 1964
- Posted a 0.96 ERA (3 ER, 28.0 IP) and 0.86 WHIP (7 BB, 17 H) over his final 4 starts (9/12-10/1)

### 2014

- Spent the entire season with Frisco
- Led the Texas League in SO (144) and finished 3rd in innings (154.1), 4th in WHIP (1.17) and T-8th in wins (10)
- Tossed 6.0 or more innings in 16 of his 26 starts
- Held RHH to a .213 AVG (65-305)



## 2013

- Began the season with Myrtle Beach (A)
- Posted a 2.92 ERA (37 ER, 114.0 IP) in 20 of his 21 starts; allowed 7 ER in 2.0 IP in his 1st start of the season
- Struck out a season-high 11 batters, 6/3 vs Potomac
- Promoted to Frisco on 8/5 for the remainder of the season

## 2012

- Pitched for Hickory (A) and led the team in innings (126.2), starts (25) and wins (13)
- Went 7-3, 2.95 ERA (19 ER, 58.0 IP) in 12 road games (11 GS) as opposed to 6-4, 6.16 ERA (47 ER, 68.2 IP) in 14 home starts
- Had a 7-game winning streak, 6/4-7/26, which included a win in 6 straight starts, 6/4-7/3

## 2011

- Began pro career with Arizona League Rangers (R)
- Earned his 1st professional save, 7/18 at AZL Diamondbacks
- Promoted to Spokane (A), 7/20
- Averaged 11.30 SO/9.0 IP (18 SO, 14.1 IP) with Spokane
- Between both levels combined to go 1-2, 2.37 ERA (5 ER, 19.0 IP) in 14 relief appearances
- Recorded a 5.50 SO/BB ratio (22 SO, 4 BB)

## PERSONAL

Jerad Joseph Eickhoff (pronounced EYE-kawf)... Married Morgan Lane (12/3/16)... 2010 graduate of Mater Dei High School (IL)... Attended Olney Central Community College (IL)... Earned Great Rivers Athletic Conference Pitcher of the Year honors as a sophomore... Named both an academic and athletic All-American at Olney... **Hobbies:** Golfing and being outdoors... **Signed by:** Derek Lee.

## JERAD EICKHOFF'S CAREER STATISTICS

YEAR	CLUB	W-L	ERA	G	GS	CG	SHO	SV	IP	H	R	ER	HR	HB	BB	SO	WP	BK	AVG
2011	AZL Rangers	0-1	1.93	4	0	0	0	1	4.2	1	1	1	0	0	1	4	1	0	.067
	Spokane	1-1	2.51	10	0	0	0	2	14.1	8	4	4	1	0	3	18	0	0	.163
2012	Hickory	13-7	4.69	26	25	0	0	0	126.2	132	75	66	22	5	38	90	8	2	.267
2013	Myrtle Beach	7-3	3.41	21	21	0	0	0	116.0	110	52	44	9	7	26	80	11	0	.252
	Frisco	1-1	7.45	6	6	0	0	0	29.0	34	24	24	6	1	14	13	1	0	.304
2014	Frisco	10-9	4.08	27	26	0	0	0	154.1	129	76	70	17	7	52	*144	12	0	.226
2015	Frisco	1-0	2.70	2	2	0	0	0	10.0	7	3	3	2	1	3	14	3	0	.194
	Round Rock	9-4	4.25	18	17	0	0	0	101.2	95	49	48	12	4	33	93	4	1	.249
	Lehigh Valley	2-1	2.49	3	3	0	0	0	21.2	17	6	6	1	0	3	19	1	0	.210
	PHILLIES	3-3	2.65	8	8	0	0	0	51.0	40	16	15	5	0	13	49	1	0	.212
2016	PHILLIES	11-14	3.65	33	33	0	0	0	197.1	187	88	80	30	8	42	167	6	2	.251
2017	PHILLIES	4-8	4.71	24	24	0	0	0	128.0	142	74	67	16	5	53	118	6	1	.281
	Reading - a	0-1	1.80	1	1	0	0	0	5.0	2	1	1	1	0	1	5	0	0	.118
<b>Minors Totals</b>		<b>44-28</b>	<b>4.12</b>	<b>118</b>	<b>101</b>	<b>0</b>	<b>0</b>	<b>3</b>	<b>583.1</b>	<b>535</b>	<b>291</b>	<b>267</b>	<b>71</b>	<b>25</b>	<b>174</b>	<b>480</b>	<b>41</b>	<b>3</b>	<b>.244</b>
<b>ML Totals</b>		<b>18-25</b>	<b>3.87</b>	<b>65</b>	<b>65</b>	<b>0</b>	<b>0</b>	<b>0</b>	<b>376.1</b>	<b>369</b>	<b>178</b>	<b>162</b>	<b>51</b>	<b>13</b>	<b>108</b>	<b>334</b>	<b>13</b>	<b>3</b>	<b>.256</b>

\* League leader

a - Rehab assignment

## EICKHOFF'S MAJOR LEAGUE HITTING TOTALS

	AVG	AB	R	H	2B	3B	HR	RBI	SH	SF	HP	BB	SO	SB	CS	E
2017	.161	31	3	5	1	0	0	0	3	0	0	0	13	0	0	1
<b>Career</b>	<b>.142</b>	<b>106</b>	<b>8</b>	<b>15</b>	<b>4</b>	<b>0</b>	<b>0</b>	<b>7</b>	<b>5</b>	<b>0</b>	<b>0</b>	<b>1</b>	<b>32</b>	<b>0</b>	<b>0</b>	<b>2</b>

## EICKHOFF'S CAREER TRANSACTIONS


- Selected by Chicago Cubs in 46th round of June 2010 draft, but did not sign
- Selected by Texas Rangers in 15th round of June 2011 draft
- Traded to Philadelphia with Matt Harrison (lhp), Jorge Alfaro (c), Alec Asher (rhp), Jake Thompson (rhp) and Nick Williams (of) for Cole Hamels (lhp), Jake Diekman (lhp) and cash considerations, July 31, 2015
- On disabled list with an upper back strain, June 18-July 8, 2017; included rehab assignment to Reading, July 4-8
- On disabled list with nerve irritation in his right hand, August 31, 2017 through the remainder of the season

## EICKHOFF'S CAREER FIELDING

POSITION	PCT	G	PO	A	E	TC	DP
Pitcher	.975	65	30	49	2	81	7

## EICKHOFF'S GAME HIGHS

**STRIKEOUTS:** 10 – 2 times, last: 10/1/15 vs NYM... **WALKS:** 5 – 6/2/17 vs SF... **LONGEST OUTING:** 7.2 inn. – 7/4/16 vs ATL... **WINNING STREAK:** 4 games – 7/9-8/25/17... **LOSING STREAK:** 7 games – 4/5-6/7/17... **SCORELESS STREAK:** 12.0 inn. – 6/7-18/16



**TOM ESHELMAN**  
**RIGHT-HANDED PITCHER**  
 @ThomasEshelman

**71**

**NON-ROSTER  
 INVITEE**

**B-T:** R-R  
**HT:** 6-3; **WT:** 210  
**OPENING DAY AGE:** 23  
**BORN:** June 20, 1994, Carlsbad, CA  
**RESIDES:** Carlsbad, CA

**HOW OBTAINED:** Acquired from Houston Astros with Mark Appel, Harold Arauz, Brett Oberholtzer and Vince Velasquez for Jonathan Arauz and Ken Giles, 12/12/15

**2017**

- Won the Paul Owens Award as the best pitcher in the Phillies minor league system
- Selected as an International League midseason All-Star and started the Triple-A All-Star Game
- Named a MiLB.com Organization All-Star and *Baseball America* Triple-A All-Star
- Finished 1st in the IL in WHIP (0.94), 2nd in ERA (2.23) & CG (3), T-3rd in SHO (1) and T-7th in wins (10)
- Allowed the fewest base runners/9.0 IP (8.48) in the IL among qualifying starters
- Began the season with Reading (AA)
- Logged a quality start and win in each of his final 3 outings with Reading before being promoted to Lehigh Valley (AAA) on 5/8
- Posted a 1.40 ERA (6 ER, 38.2 IP) in his first 5 career triple-A starts
- Named Phillies Minor League Pitcher of the Month and IL Player of the Month for May (4-0, 1.38 ERA)
- Was also selected as Phillies Minor League Pitcher of the Week, 5/8-14
- Tossed his 1st professional SHO, 5/31 at Indianapolis (9.0 IP, 5 H, BB, 7 SO); it was the third 9.0-inning SHO in team history
- Entered the IL All-Star break with a 7-2 record and a 1.96 ERA (17 ER, 78.0 IP) in 11 starts with Lehigh Valley
- Was on the DL from 7/18-8/3 (left hip strain)
- Held RHH to a .218 AVG (48-220) with Lehigh Valley
- Allowed 1 ER or none in 10 of his 18 starts
- Did not walk more than 1 batter in any of his 23 starts combined between Reading and Lehigh Valley, posting a 2.40 ERA in 23 starts

- Averaged 0.97 BB/9.0 IP (13 BB, 121.0 IP) with Lehigh Valley, and 1.08 BB/9.0 IP total in 2017 (18 BB, 150.0 IP)
- Of all 49 other MiLB pitchers with at least 150.0 IP, only 2 walked fewer batters than he did

**2016**

- Began the season with Clearwater (A)
- Selected as a Florida State League midseason All-Star
- Named FSL Player of the Week, 4/18-24
- Walked one or none in 7 of 11 starts and struck out 8 or more in 4 starts
- Promoted to Reading on 6/20
- Was on the DL, 7/27-8/2 (right great turf toe) and 9/4 through remainder of season (appendectomy)
- Struck out a professional-high 11 batters, 8/9 at Binghamton

**2015**

- Began his pro career with the Gulf Coast League Astros (R)
- Promoted to Quad Cities (A) on 8/18

**PERSONAL**

Thomas Darwin Eshelman... Attended Cal State Fullerton... In 2015, named All-Big West Conference Pitcher of the Year, First-Team All-American by *Baseball America*, Second-Team All-American by Louisville Slugger and Golden Spikes Award semifinalist... Majored in business... **Hobbies:** Playing cards, watching sports, spending time with family and friends... **Signed by:** Brad Budzinski.

**TOM ESHELMAN'S CAREER STATISTICS**

YEAR	CLUB	W-L	ERA	G	GS	CG	SHO	SV	IP	H	R	ER	HR	HB	BB	SO	WP	BK	AVG
2015	GCL Astros	0-1	4.50	2	2	0	0	0	4.0	3	2	2	0	0	2	3	0	0	.200
	Quad Cities	0-0	4.26	2	2	0	0	0	6.1	9	3	3	0	0	3	5	0	0	.346
2016	Clearwater	4-2	3.34	11	11	0	0	0	59.1	58	29	22	7	1	11	64	2	1	.251
	Reading	5-5	5.14	13	13	0	0	0	61.1	79	40	35	4	1	17	55	2	0	.307
2017	Reading	3-0	3.10	5	5	0	0	0	29.0	27	11	10	6	1	5	22	0	0	.257
	Lehigh Valley	10-3	2.23	18	18	3	1	0	121.0	101	36	30	8	0	13	80	0	0	.227
<b>Minors Totals</b>		<b>22-11</b>	<b>3.27</b>	<b>51</b>	<b>51</b>	<b>3</b>	<b>1</b>	<b>0</b>	<b>281.0</b>	<b>277</b>	<b>121</b>	<b>102</b>	<b>25</b>	<b>3</b>	<b>51</b>	<b>229</b>	<b>4</b>	<b>1</b>	<b>.257</b>

**ESHELMAN'S CAREER TRANSACTIONS**

- Selected by Houston Astros in 2nd round of June 2015 draft
- Traded to Philadelphia with Mark Appel (rhp), Harold Arauz (rhp), Brett Oberholtzer (lhp) and Vince Velasquez (rhp) for Jonathan Arauz (inf) and Ken Giles (rhp), December 12, 2015





## RYAN FLAHERTY

**INFIELDER**

**@RFlaherty3**

**B-T:** L-R

**HT:** 6-3; **WT:** 220

**OPENING DAY AGE:** 31

**BORN:** July 27, 1986, Portland, ME

**RESIDES:** Portland, ME

**ML SERVICE:** 6 years

**HOW OBTAINED:** Signed by Phillies as a minor league free agent, 2/9/18

**4**

**NON-ROSTER  
INVITEE**

### 2017

- Played in a ML career-low 23 games with BAL and did not hit a home run for the first time in his career
- Hit .313 (5-16) with runners on base and .500 (3-6) with 4 RBI with RISP
- Was on the DL from 5/19-8/16 with a right shoulder strain; included rehab assignments to Bowie (AA) and Frederick (A)
- Slashed .395/.531/.632 with 3 doubles and 2 HR in his 12 rehab games with Bowie

### 2016

- Spent majority of the season with BAL
- Played in games at 3rd base (40), SS (13), 1st base (7), RF (6), LF (3), 2nd base (1) and pitcher (1)
- Made 7 pinch-hit appearances, going 3-for-7 with 2 RBI
- Optioned to Norfolk (AAA) on 4/25, batting .421 (8-19) in 5 games before being recalled on 5/3 for the remainder of the season
- Made his ML pitching debut on 8/20 vs HOU (1.0 IP, 3 H, 2 ER, 1 HR); was the only Orioles position player to pitch in 2016
- Appeared on BAL's AL Wild Card Game roster but did not play

### 2015

- Spent majority of the season with BAL
- Had 2 DL stints due to a right groin strain, 4/23-5/7 and 5/12-26; included rehab assignments with Bowie and Norfolk
- Hit home runs at five different positions (1st base, 2nd base, SS, 3rd base and RF)
- Hit .300 (9-30) with 3 2B, 2 HR, 4 RBI and 4 runs scored in 9 April games
- Made his first ML start in RF since 2012 on 7/23 at WSH and his first in LF since 2012 on 9/26 at BOS
- Snapped an 0-for-34 stretch on 8/20 vs MIN with a single in the 8th inning; was the longest hitless stretch in terms of at-bats by an Oriole since 1974
- Logged the 100th RBI of his career with a two-run HR on 7/22 at NYY
- Hit the 8th HR of the game on 6/16 vs PHI, helping BAL set a new club record for HR in a single game
- Tripled in consecutive games for the first time in his career, 6/1-2 at HOU

### 2014

- Made the Opening Day roster and spent season with BAL
- Set then career highs in games (102), plate appearances (312), runs (33), hits (62), doubles (15), RBI (32), walks (22) and total bases (100)
- Recorded 15 multi-hit games
- Batted .288 (19-66) with 7 doubles in 25 September games
- Set a career high with 4 hits, 9/10 at BOS (4-5, 2B, 2 RBI); collected 2 hits in the 3rd inning, becoming the third Orioles hitter in 2014 to accomplish the feat
- Played in all 7 of BAL's postseason games, slashing .286/.400/.429 with a HR and 4 RBI in 25 plate appearances
- Homered in Game 4 of the ALCS at KC, accounting for the only BAL run with a solo HR off Jason Vargas

### 2013

- Made his second straight Opening Day roster
- Had three stints with BAL: 3/31-5/18, 5/29-8/27 and 9/3-end of the season
- Had career-high 8-game hit streak, 6/18-29, batting .483 (14-29) with 4 home runs and 6 multi-hit games
- Collected first career multi-HR game and drove in a season-high 3 RBI on 6/23 at TOR
- Slashed .242/.333/.500 in 75 plate appearances in the second half of the season
- Appeared in 12 total games between Norfolk, Frederick and Delmarva (A)

### 2012

- Made his first career Opening Day roster, staying with BAL all season after being selected from CHI in Rule 5 draft
- Made his ML debut on 4/7 vs MIN with a defensive appearance at 3rd base
- Collected his first ML hit and RBI, 4/26 vs TOR
- Led off the game with his first ML home run on 5/10 vs TEX (gm 1 off Colby Lewis); it was the start of BAL going back-to-back-to-back to begin a game for the first time in AL history
- Had season-long 6-game hit streak, 6/28-7/5, batting .389 (7-18)
- Homered in consecutive games, 7/20-21 at CLE
- Was on the DL with a bacterial infection, 8/2-23; included a rehab assignment to Norfolk
- Hit his first career grand slam and had career-high 5 RBI, 9/28 vs BOS

**2011**

- Split the season between Tennessee (AA) and Iowa (AAA)
- Slashed a combined .280/.347/.478 with 31 2B, 3 3B, 19 HR and 88 RBI between the two levels
- Began the season with Tennessee and was named a Southern League midseason All-Star
- Batted .350 (28-80) in 23 April games
- Hit safely in a season-high 9 games, 5/15-24, raising his average from .296 to .327
- Named SL Player of the Week, 5/17-23
- Had eight 3-hit games with Tennessee
- Hit .365 (35-96) with RISP, collecting 53 RBI in those situations
- Clubbed 2 HR, 4/16 vs Montgomery
- Promoted to Iowa on 7/14
- Batted .294 (15-51) vs LHP

**2010**

- Began season with Tennessee
- Transferred to Daytona (A) on 5/7 for the remainder of the season
- Was T-2nd in the Florida State League in doubles (34) and 9th in batting (.286)
- Batted .364 (32-88) with 10 2B, 3B, HR and 13 RBI in his first 23 games with Daytona
- Registered multiple hits in 35 of his 108 games after being transferred

**2009**

- Spent the season with Peoria (A)
- Led all CHI minor league players in HR and ranked 3rd in RBI
- Following the season, was named the 9th-best prospect in the Cubs minor league system by *Baseball America*

**2008**

- Began pro career with Boise (A)
- Finished 3rd in the Northwest League in XBH (29) and SLG % (.511)
- Named a Northwest League midseason All-Star
- Following the season, was named the 8th-best prospect in the Cubs minor league system by *Baseball America*

**PERSONAL**

Ryan Edward Flaherty... Married, wife's name is Ashley... 2005 graduate of Deering High School (ME) where he played quarterback on the 2003 Deering Class-A State Champions (13-0)... Attended Vanderbilt University (TN)... Oldest son of Ed Flaherty, longtime baseball coach at the University of Southern Maine... **Signed by:** Antonio Grissom.

**RYAN FLAHERTY'S CAREER STATISTICS**

YEAR	CLUB	AVG	G	AB	R	H	2B	3B	HR	RBI	SH	SF	HP	BB	SO	SB	CS	OBP	SLG	OPS	E
2008	Boise	.297	56	219	39	65	19	2	8	26	1	0	1	24	51	4	2	.369	.511	.880	16
2009	Peoria	.276	131	485	81	134	24	5	20	81	2	4	2	50	98	7	6	.344	.470	.814	15
2010	Tennessee	.183	23	71	10	13	2	0	1	9	0	2	1	10	12	1	0	.286	.254	.540	0
	Daytona	.286	108	420	65	120	34	3	9	63	1	9	4	41	74	6	3	.348	.445	.793	24
2011	Tennessee	.305	83	302	52	92	20	2	14	66	0	2	0	40	55	4	6	.384	.523	.907	7
	Iowa	.237	49	173	22	41	11	1	5	22	2	1	0	10	44	1	0	.277	.399	.676	6
2012	BALTIMORE	.216	77	153	15	33	2	1	6	19	3	1	3	6	43	1	0	.258	.359	.617	3
	Norfolk - a	.289	9	38	5	11	1	1	2	3	0	0	1	2	9	0	0	.341	.426	.867	0
2013	BALTIMORE	.224	85	246	28	55	11	0	10	27	1	0	5	19	62	2	0	.293	.390	.683	2
	Norfolk	.265	8	34	4	9	1	0	2	5	0	0	1	8	0	0	0	.286	.471	.757	1
	Delmarva	.250	2	8	1	2	1	0	0	1	0	0	0	3	0	0	0	.250	.375	.625	0
	Frederick	.286	2	7	1	2	0	0	1	2	0	0	0	3	0	0	0	.286	.714	1.000	0
2014	BALTIMORE	.221	102	281	33	62	15	1	7	32	3	1	5	22	68	1	0	.288	.356	.644	10
2015	BALTIMORE	.202	91	267	34	54	8	3	9	31	2	2	4	26	81	0	0	.281	.356	.637	2
	Bowie - a	.333	3	12	2	4	1	0	1	2	0	0	0	1	1	0	0	.385	.667	1.052	0
	Norfolk - a	.000	2	5	1	0	0	0	2	0	1	0	3	0	0	0	0	.333	.000	.333	0
2016	BALTIMORE	.217	74	157	16	34	7	0	3	15	1	1	0	17	48	2	0	.291	.318	.609	3
	Norfolk	.421	5	19	3	8	1	0	0	1	0	0	0	3	5	0	0	.500	.474	.974	0
2017	BALTIMORE	.211	23	30	5	8	1	0	4	0	0	1	4	10	0	0	0	.302	.237	.539	1
	Bowie - a	.395	12	38	18	15	3	9	2	6	0	0	1	10	3	0	0	.531	.632	1.163	1
	Frederick - a	.154	4	13	2	2	0	0	0	0	0	0	1	5	3	0	0	.421	.154	.575	0
<b>Minors Totals</b>		<b>.281</b>	<b>497</b>	<b>1844</b>	<b>306</b>	<b>518</b>	<b>118</b>	<b>14</b>	<b>65</b>	<b>289</b>	<b>6</b>	<b>19</b>	<b>11</b>	<b>200</b>	<b>369</b>	<b>23</b>	<b>17</b>	<b>.351</b>	<b>.466</b>	<b>.817</b>	<b>70</b>
<b>ML</b>	<b>Totals</b>	<b>.215</b>	<b>452</b>	<b>1142</b>	<b>131</b>	<b>246</b>	<b>44</b>	<b>5</b>	<b>35</b>	<b>128</b>	<b>10</b>	<b>5</b>	<b>18</b>	<b>94</b>	<b>312</b>	<b>6</b>	<b>0</b>	<b>.284</b>	<b>.355</b>	<b>.639</b>	<b>21</b>

a - Rehab assignment

**FLAHERTY'S WILD CARD GAME STATISTICS**

YEAR	CLUB, OPP	AVG	G	AB	R	H	2B	3B	HR	RBI	SH	SF	HP	BB	SO	SB	CS	OBP	SLG	OPS	E	
2012	BAL, TEX	.333	1	3	0	1	0	0	0	0	0	0	0	0	1	0	0	.333	.333	.667	0	
2016	BAL, TOR	Did not play																				
<b>WC</b>	<b>Totals</b>	<b>.333</b>	<b>1</b>	<b>3</b>	<b>0</b>	<b>1</b>	<b>0</b>	<b>0</b>	<b>0</b>	<b>0</b>	<b>0</b>	<b>0</b>	<b>0</b>	<b>0</b>	<b>1</b>	<b>0</b>	<b>0</b>	<b>.333</b>	<b>.333</b>	<b>.667</b>	<b>0</b>	

## FLAHERTY'S DIVISION SERIES STATISTICS

YEAR	CLUB, OPP	AVG	G	AB	R	H	2B	3B	HR	RBI	SH	SF	HP	BB	SO	SB	CS	OBP	SLG	OPS	E
2012	BAL, NYY	.250	3	8	1	2	0	0	1	1	0	0	0	0	1	0	0	.250	.625	.875	1
2014	BAL, DET	.222	3	9	2	2	0	0	0	1	0	0	0	1	2	0	0	.300	.222	.522	0
<b>DS</b>	<b>Totals</b>	<b>.235</b>	<b>6</b>	<b>17</b>	<b>3</b>	<b>4</b>	<b>0</b>	<b>0</b>	<b>1</b>	<b>2</b>	<b>0</b>	<b>0</b>	<b>0</b>	<b>1</b>	<b>3</b>	<b>0</b>	<b>0</b>	<b>.278</b>	<b>.412</b>	<b>.690</b>	<b>1</b>

## FLAHERTY'S LEAGUE CHAMPIONSHIP SERIES STATISTICS

YEAR	CLUB, OPP	AVG	G	AB	R	H	2B	3B	HR	RBI	SH	SF	HP	BB	SO	SB	CS	OBP	SLG	OPS	E
2014	BAL, KC	.333	4	12	2	4	0	0	1	3	0	0	0	3	5	0	0	.467	.583	1.050	1
<b>LCS</b>	<b>Totals</b>	<b>.333</b>	<b>4</b>	<b>12</b>	<b>2</b>	<b>4</b>	<b>0</b>	<b>0</b>	<b>1</b>	<b>3</b>	<b>0</b>	<b>0</b>	<b>0</b>	<b>3</b>	<b>5</b>	<b>0</b>	<b>0</b>	<b>.467</b>	<b>.583</b>	<b>1.050</b>	<b>1</b>

## FLAHERTY'S CAREER TRANSACTIONS

- Selected by Chicago Cubs in 1st round (41st overall) of June 2008 draft
- Selected by Baltimore Orioles in Rule 5 draft, December 8, 2011
- On disabled list with a bacterial infection, August 2-23, 2012; included rehab assignment to Norfolk, August 14-23
- On disabled list with a right groin strain, April 23-May 7, 2015; included rehab assignment to Bowie, May 4-6
- On disabled list with a right groin strain, May 12-26, 2015; included rehab assignment to Norfolk, May 25-26
- On disabled list with a right shoulder strain, May 19-August 16, 2017; included rehab assignments to Bowie, July 27-30 and August 4-13, and Frederick, July 31-August 3 and August 14
- Signed by Philadelphia as a minor league free agent, February 9, 2018

## FLAHERTY'S CAREER FIELDING

POSITION	PCT	G	PO	A	E	TC	DP
First base	1.000	28	151	5	0	156	14
Second base	.992	192	282	468	6	756	119
Third base	.952	120	41	179	11	231	21
Shortstop	.983	72	72	98	3	173	23
Outfield	.980	43	48	1	1	50	0
Pitcher	1.000	1	0	1	0	1	0

## FLAHERTY'S GAME HIGHS

**HITS:** 4 – 9/10/14 at BOS... **RUNS:** 3 – 2 times, last: 6/16/15 vs PHI... **DOUBLES:** 1... **TRIPLES:** 1... **HOME RUNS:** 2 – 2 times, last: 9/25/13 vs TOR... **RBI:** 5 – 9/28/12 vs BOS... **WALKS:** 2 – 8 times, last: 9/16/14 vs TOR... **STOLEN BASES:** 1... **HITTING STREAK:** 8 games – 6/18-29/13

## FLAHERTY'S NOTABLE HOMERS

**GRAND SLAMS:** 1 – 9/28/12 vs BOS (Aaron Cook)... **INSIDE-THE-PARK HR:** N/A... **LEADOFF HR:** 1 – 5/10/12 (gm 1) (Colby Lewis)... **PINCH HR:** N/A... **WALK-OFF HR:** N/A



## PEDRO FLORIMÓN

### INFIELDER/OUTFIELDER

18

NON-ROSTER  
INVITEE

**B-T:** S-R

**HT:** 6-2; **WT:** 185

**OPENING DAY AGE:** 31

**BORN:** December 10, 1986, La Romana, DR

**RESIDES:** La Romana, DR

**ML SERVICE:** 2 years, 126 days

**HOW OBTAINED:** Signed by Phillies as a minor league free agent, 12/9/16

2018 PHILLIES

### 2017

- Began the season with Lehigh Valley (AAA)
- Appeared in games for the IronPigs at 2nd base (33), 3rd base (25), SS (15), LF (7), CF (1) and RF (6)
- Collected a season-best 5 hits, 5/17 at Rochester
- Hit .300 (21-70) with RISP
- Had his contract selected on 8/17
- Made 12 ML starts: 8 in CF and 1 each at 2nd base, SS, LF and RF
- On 8/19 at SF, recorded his first ML hit since 9/18/16, breaking an 0-for-16 stretch
- Made his 1st ML start in LF on 8/20 at SF and collected his 1st ML outfield assist; made 1st ML start in CF on 8/25 vs CHI
- Suffered a right ankle dislocation on an infield single, 9/2 at MIA, to end his season
- Was placed on the 10-day DL on 9/5

### 2016

- Spent most of the season with Indianapolis (AAA)
- Appeared in games at 6 different positions: 33 in LF, 29 at SS, 26 at 3rd base, 5 in CF, 3 at 2nd base and 2 in RF
- Batted .308 (20-65) over 22 June games
- Was recalled by PIT after the completion of the triple-A season on 9/6

### 2015

- Spent the majority of the season with Indianapolis
- Hit .394 (13-33), 3 2B, 3B, HR, 4 RBI in 10 July games
- Had his contract selected on 7/22
- Collected his 1st career walk-off hit with a triple in the 15th inning, 8/18 vs ARI
- Was designated for assignment on 8/19; cleared waivers and was assigned to Indianapolis on 8/25
- Appeared in 3 games with Indianapolis before having his contract selected again on 9/2
- Played for Estrellas in the Dominican Winter League

### 2014

- Made MIN's Opening Day roster for the 2nd straight season
- Went 7-for-65 (.108) in 25 games (22 starts) before being optioned to Rochester (AAA) on 5/8
- Was recalled on 6/15 and went hitless in 13 at-bats with the Twins
- Optioned back to Rochester on 6/30
- Was claimed off waivers by WSH on 9/18

### 2013

- Made his 1st career Opening Day roster
- Spent the entire season with MIN and established career highs in nearly every offensive category

- Received the 2nd annual Jim Kaat Award as MIN's Defensive Player of the Year, voted on by the Twin Cities chapter of the BBWAA
- Ranked 7th among all AL shortstops in games (133)
- Led the team in SB (15) and ranked 3rd in games
- Hit all 9 of his HR from the left side of the plate
- Went 30 straight games without committing an error, 4/27-6/4
- Tied his career high with 3 hits, 5/31 vs SEA
- Hit 4 HR with 11 RBI in July, tying the team high in both categories

### 2012

- Split the season between New Britain (AA), Rochester and MIN
- Led the entire MIN organization in games (156), ranked 2nd in AB (561) and 7th in hits (140)
- Had his contract selected on 8/15 (Brian Dozier optioned)
- Hit his 1st career triple, 8/18 at SEA
- Slugged his 1st ML home run, 9/24 vs NYY (Cory Wade)
- Was ranked by *Baseball America* as having the best infield arm in the International League following the season

### 2011

- Spent most of the season with Bowie (AA)
- Played 129 games at SS
- Had a season-high 5 RBI, 6/30 at Binghamton
- Was recalled on 9/6
- Made his ML debut, 9/10 at TOR
- Collected his first ML hit, a game-tying, 2-run double off Brad Penny, 9/25 at DET

### 2010

- Began the season with Bowie
- Was placed on the DL on 5/25 (left oblique strain); included a 5-game rehab assignment with Aberdeen (A)
- Was transferred to Frederick (A) on 6/26
- Named Carolina League Player of the Week, 7/5-11 (.444, 3 2B, 3B, HR, 6 RBI)

### 2009

- Spent the majority of the season with Frederick
- Finished T-4th in the Carolina League in doubles (32), 6th in runs (76) and T-6th in triples (5)
- Was selected to the CL midseason All-Star team; started the game at SS and tripled and scored the tying run
- Named CL Player of the Week, 8/17-23 (.462, 4 2B)

### 2008

- Second straight season with Delmarva (A)
- Made 80 appearances at SS and 1 at 2B

## 2007

- Spent the entire season with Delmarva
- Made all 109 defensive appearances at SS

## 2006

- Began the season with Bluefield (R)
- Hit safely in 25 of his 33 games before being promoted to Aberdeen on 8/7
- Batted .293 (66-225) in 59 games combined between both levels

## 2004-05

- Spent his 1st two professional seasons with the Dominican Summer League Orioles (R)
- Led the team in SB (17) in 2004

## PERSONAL

Pedro Alexander Florimón Jr. (pronounced floor-ah-MOHN)... Married Savanna Sue Walls; has three children: Marley Katerine (6/11/11), Elodie Casey (2/1/14) and Auden Alexander (11/2/16)... Attended Colegio Mercedes Laura, where he played baseball... **Hobbies:** Spending time with his family and taking his children to the playground...

**Signed by:** Carlos Bernhardt.

## PEDRO FLORIMÓN'S CAREER STATISTICS

YEAR	CLUB	AVG	G	AB	R	H	2B	3B	HR	RBI	SH	SF	HP	BB	SO	SB	CS	OBP	SLG	OPS	E
2004	DSL Orioles	.204	52	167	33	34	5	5	0	19	6	0	4	34	59	17	0	.351	.293	.644	29
2005	DSL Orioles	.200	63	170	35	34	4	2	0	8	4	0	11	41	55	19	4	.387	.247	.634	17
2006	Bluefield	.333	33	120	23	40	6	1	1	8	1	1	0	28	29	7	6	.456	.425	.881	20
	Aberdeen	.248	26	105	13	26	4	1	0	5	0	0	1	13	26	0	0	.336	.305	.641	5
2007	Delmarva	.197	111	371	50	73	14	1	4	34	13	3	3	28	107	16	6	.257	.272	.529	36
2008	Delmarva	.223	81	269	28	60	18	1	0	19	3	3	3	27	97	13	2	.298	.297	.595	21
2009	Frederick	.267	115	430	76	115	32	5	9	68	4	5	5	42	107	26	9	.336	.428	.764	35
	Bowie	.091	7	22	0	2	0	0	0	1	1	0	0	1	9	0	0	.130	.091	.221	1
2010	Bowie	.183	37	120	16	22	3	0	1	12	2	1	0	11	31	4	1	.250	.233	.483	13
	Aberdeen	.158	5	19	1	3	0	0	0	0	0	0	0	1	6	0	1	.200	.158	.358	0
	Frederick	.288	62	222	32	64	10	4	4	33	0	3	7	20	52	8	5	.361	.423	.784	14
2011	Bowie	.267	133	454	53	121	27	4	8	60	6	4	5	51	114	15	12	.344	.396	.740	26
	BALTIMORE	.125	4	8	1	1	1	0	0	2	1	0	0	1	6	0	0	.222	.250	.472	1
2012	New Britain	.283	30	113	11	32	4	0	2	8	3	0	0	11	28	7	1	.347	.372	.719	3
	Rochester	.251	83	311	38	78	16	2	3	27	7	1	3	23	89	6	7	.308	.344	.652	9
	MINNESOTA	.219	43	137	16	30	5	2	1	10	3	0	0	10	30	3	1	.272	.307	.579	7
2013	MINNESOTA	.221	134	403	44	89	17	0	9	44	5	3	2	33	115	15	6	.281	.330	.611	18
2014	MINNESOTA	.092	33	76	7	7	1	1	0	1	2	0	0	8	22	6	0	.179	.132	.311	2
	Rochester	.257	85	280	38	72	17	4	4	29	0	3	1	30	82	12	2	.328	.389	.717	18
2015	Indianapolis	.245	64	196	21	48	12	3	2	18	4	2	0	21	55	12	3	.315	.367	.682	9
	PITTSBURGH	.087	24	23	5	2	0	1	0	1	0	0	0	2	12	1	0	.160	.174	.334	2
2016	Indianapolis	.255	107	298	36	76	12	4	5	36	4	4	1	33	87	14	4	.327	.372	.699	4
	PITTSBURGH	.208	18	24	4	5	1	1	0	4	0	0	0	1	12	0	1	.240	.333	.573	0
2017	Lehigh Valley	.265	90	310	32	82	13	1	10	33	1	2	6	34	94	4	3	.347	.410	.756	5
	PHILLIES	.348	15	46	6	16	4	1	0	6	0	0	0	3	16	0	0	.388	.478	.866	0
	<b>Minors Totals</b>	<b>.251</b>	<b>1069</b>	<b>3640</b>	<b>468</b>	<b>914</b>	<b>188</b>	<b>31</b>	<b>53</b>	<b>391</b>	<b>49</b>	<b>32</b>	<b>35</b>	<b>374</b>	<b>1013</b>	<b>144</b>	<b>62</b>	<b>.324</b>	<b>.363</b>	<b>.688</b>	<b>260</b>
	<b>AL Totals</b>	<b>.204</b>	<b>214</b>	<b>624</b>	<b>68</b>	<b>127</b>	<b>24</b>	<b>3</b>	<b>10</b>	<b>57</b>	<b>11</b>	<b>3</b>	<b>2</b>	<b>52</b>	<b>173</b>	<b>24</b>	<b>7</b>	<b>.266</b>	<b>.300</b>	<b>.565</b>	<b>28</b>
	<b>NL Totals</b>	<b>.247</b>	<b>57</b>	<b>93</b>	<b>15</b>	<b>23</b>	<b>5</b>	<b>3</b>	<b>0</b>	<b>11</b>	<b>0</b>	<b>0</b>	<b>0</b>	<b>6</b>	<b>40</b>	<b>1</b>	<b>1</b>	<b>.293</b>	<b>.366</b>	<b>.659</b>	<b>2</b>
	<b>ML Totals</b>	<b>.209</b>	<b>271</b>	<b>717</b>	<b>83</b>	<b>150</b>	<b>29</b>	<b>6</b>	<b>10</b>	<b>68</b>	<b>11</b>	<b>3</b>	<b>2</b>	<b>58</b>	<b>213</b>	<b>25</b>	<b>8</b>	<b>.269</b>	<b>.308</b>	<b>.577</b>	<b>30</b>

## FLORIMÓN'S CAREER TRANSACTIONS

- Signed by Baltimore Orioles as an amateur free agent, June 18, 2004
- Claimed off waivers by Minnesota Twins, December 5, 2011
- Claimed off waivers by Washington Nationals, September 18, 2014
- Claimed off waivers by Pittsburgh Pirates, November 20, 2014
- Signed by Philadelphia as a minor league free agent, December 9, 2016
- On disabled list with a right ankle dislocation, September 5, 2017 through the remainder of the season

## FLORIMÓN'S CAREER FIELDING

POSITION	PCT	G	PO	A	E	TC	DP
Outfield	1.000	11	18	1	0	19	0
Second base	1.000	12	11	10	0	21	2
Shortstop	.971	236	358	649	30	1037	151

## FLORIMÓN'S GAME HIGHS

**HITS:** 3 – 2 times, last: 5/31/13 vs SEA... **RUNS:** 3 – 8/20/12 at OAK... **DOUBLES:** 1... **TRIPLES:** 1... **HOME RUNS:** 1... **RBI:** 3 – 4 times, last: 8/20/17 at SF... **WALKS:** 2 – 5 times, last: 8/16/15 at NYM... **STOLEN BASES:** 2 – 8/28/13 vs KC... **HITTING STREAK:** 7 games – 8/27-9/2/17



## MAIKEL FRANCO

**THIRD BASEMAN**

**@MaikelFranco7**



**B-T:** R-R

**HT:** 6-1; **WT:** 229

**OPENING DAY AGE:** 25

**BORN:** August 26, 1992, Azua, DR

**RESIDES:** Azua, DR

**ML SERVICE:** 2 years, 170 days

**HOW OBTAINED:** Signed by Phillies as an amateur free agent, 1/13/10

### 2017

- Established career highs in games (154), doubles (29), XBH (53), walks (41) and go-ahead RBI (24)
- Had a team-high 12 HR that either tied the game or gave the Phillies a lead
- T-3rd in the NL in grand slams (2)
- Became the first Phillie 3rd baseman to hit 20 or more HR in consecutive seasons since 1997-2001 (Scott Rolen)
- Homered in back-to-back games, 4/11-12 vs NYM
- Slugged his 2nd & 3rd career grand slams: 4/12 vs NYM (Hansel Robles) and 4/26 vs MIA (Wei-Yin Chen)
- Became the first Phillie in franchise history with two grand slams before the end of April
- Tied his career high with 4 hits twice: 6/13 at BOS and 7/14 at MIL
- Led the club in HR and RBI


### 2016

- Led the team in RBI (88) & SLG % (.427) and tied for the team lead in HR (25) & XBH (49)
- T-9th in the NL in game-winning RBI (13)
- Made 147 starts, all at 3rd base
- Was the first Phillies 3rd baseman to hit 25 HR in a season since 2001 (Scott Rolen, 25)
- Had his 2nd career multi-HR game, 4/22 at MIL
- Homered in 4 straight games, 7/3-6, becoming the first Phillie to do so since 2012 (Ryan Howard)
- Batted .306 (30-98), 5 2B, 3 HR, 16 RBI in his final 26 games of the season
- The Phillies went 16-8 (.667) when he homered

### 2015

- Among NL rookies, ranked 2nd in SLG % (.497), 5th in AVG (.280), 7th in doubles (22), T-7th in HR (14), 8th in RBI (50) & OBP (.343), T-8th in 3-hit games (5) & HBP (4), T-9th in multi-hit games (26) and 10th in XBH (37)
- Began the season with Lehigh Valley (AAA) and played in 33 games before being recalled on 5/15
- At the time of his promotion, was leading the International League in hits, RBI, doubles, XBH (17) & total bases (76) and ranked 2nd in AVG and 4th in SLG %
- Had a 10-game hitting streak with the IronPigs at the time of his promotion (.463, 19-41, 2 2B, 3 HR, 13 RBI)
- Slugged his 1st ML triple and HR, 5/17 vs ARI, making him the first Phillie to collect both in the same game since Rick Schu on 9/2/84 vs SF
- Became the first rookie with a game-tying or go-ahead home run in the 8th inning or later of back-to-back games, 6/2-3, since MIN's Bobby Kieley in 2002
- Had a career-best 11-game hitting streak, 6/2-13 (.432, 19-44, 6 2B, 4 HR, 8 RBI, .841 SLG %)
- Was the first Phillies rookie to hit 10 HR in his first 37 games of a season since 1931 (Buzz Arlett – 33 G)

- Collected 5 RBI, 6/22 at NYY, which were the most by a Phillies rookie in a single game since Ryan Howard, 8/10/05 at LAD
- Became the youngest Phillie (22 years, 300 days) since 1900 with 4 hits and 2 HR in the same game, 6/22 at NYY
- Became the first Phillie to post back-to-back 5-RBI games since 1920 when the stat first became official, 6/22-23 at NYY; was only the 3rd rookie in ML history with at least 5 RBI in two straight games
- Named NL Rookie of the Month for June: .352 (38-108), 8 2B, 8 HR, 24 RBI, .391 OBP, .648 SLG %; led all NL players in hits (38) during the month
- Left the game, 8/11 at ARI, with a left wrist contusion after getting hit by a pitch from Jeremy Hellickson in his 1st plate appearance
- Was placed on the DL on 8/18 (broken left wrist); activated on 10/1
- The Phillies went 9-4 (.692) when he homered
- 40.0% (37 of 85) of his ML hits were for extra bases (22 2B, 3B, 14 HR)
- Named the 3rd-best prospect in the IL by *Baseball America* following the season
- Played in 21 games for Cibao in the Dominican Winter League (.234, 2 2B, 3 HR, 10 RBI, 13 BB)



## 2014

- Played the entire minor league season with Lehigh Valley before having his contract selected on 9/2
- Named IronPigs Player of the Year
- Finished 3rd in the International League in RBI (78), T-4th in games (133), 5th in total bases (223) & at-bats (521), T-6th in doubles (33) and T-10th in hits (134)
- Was the youngest position player selected to the All-Star Futures Game at Target Field, his second consecutive selection
- Slugged a 2-out, walk-off HR, 8/17 vs Buffalo
- Had 4 HR over a 5-game span, 8/22-26 (.526, 10-19, 2 2B, 3B, 4 HR, 10 RBI, 7 R)
- Hit for the cycle, 8/24 vs Syracuse; the 2nd cycle in Lehigh Valley history (Michael Taylor – 2009)
- Hit a grand slam, 8/26 vs Syracuse, on his 22nd birthday
- From 7/2 through the end of the minor league season, batted .324 (70-216), 11 HR, 47 RBI, leading the IL in RBI in that span
- Had his contract selected on 9/2; made his ML debut that night at ATL and recorded his 1st ML RBI (SF)
- Collected his 1st ML hit, 9/5 at WSH (single off Stephen Strasburg)
- Made 14 starts for the Phillies: 12 at 3rd base and 2 at 1st base
- Following the season, was named the 3rd-best prospect in the Phillies minor league system by *Baseball America*
- Played for Cibao in the Dominican Winter League (.272, 8 2B, 7 HR, 29 RBI, .335 OBP, .469 SLG %)

## 2013

- Was the Paul Owens Award winner as the best player in the Phillies minor league system
- Led all of Minor League Baseball in total bases (308) while finishing T-2nd in XBH (70), 4th in hits, T-7th in HR (31) and T-8th in RBI (103)
- Also led all Phillies minor leaguers in AVG (.320), HR and RBI
- Began season with Clearwater (A)
- Hit 2 HR with a professional-high 7 RBI, 4/26 vs Tampa
- Selected as a Florida State League midseason All-Star
- Named Phillies Minor League Player of the Month for June (.404 AVG, 3 2B, 10 HR, 26 RBI) and Phillies Minor League Player of the Week twice (5/13-19 and 6/17-23)
- Selected to the World roster for the All-Star Futures Game at Citi Field

- Promoted to Reading (AA) on 6/20
- Had an 18-game hitting streak between both levels, 6/9-30 (.446, 33-74)
- Played in 8 games at 1st base in August
- Following the season, was named the top prospect in the Phillies minor league system by *Baseball America*
- Played for Cibao in the Dominican Winter League (.226, 8 2B, 3 HR, 14 RBI, 47 G)

## 2012

- Spent the entire season with Lakewood (A)
- Ranked 2nd in the South Atlantic League in AB (503), 3rd in games (132), T-4th in RBI (84), 5th in hits (141) and 6th in total bases (221)
- Had a season-high 5 RBI twice: 7/11 vs Hickory and 8/17 at Greensboro
- Named Phillies Minor League Player of the Week, 8/27-9/5 (.556, 3 2B, 5 RBI)
- Batted .207 (49-237) over 64 games in the 1st half of the season and .346 (92-266) over 68 games in the 2nd half
- Following the season, was named the 8th-best prospect in the Phillies minor league system by *Baseball America*
- Appeared in 1 game for Cibao in the Dominican Winter League

## 2011

- Spent the majority of the season with Williamsport (A)
- Batted .412 (28-68) with RISP in 54 games for the Crosscutters
- Appeared in 17 games with Lakewood, 8/2-23
- Following the season, was named the 10th-best prospect in Phillies minor league system by *Baseball America*

## 2010

- Began his pro career with the Gulf Coast League Phillies (R)
- Participated in Florida Instructional League

## PERSONAL

Maikel Antonio Franco (pronounced MY-kehl FRAHN-koh)... Attended Liceo Azua de Compostela, where he played basketball and baseball... **Hobby:** Spending time with family and friends... **Signed by:** Koby Pérez.

## MAIKEL FRANCO'S CAREER STATISTICS

YEAR	CLUB	AVG	G	AB	R	H	2B	3B	HR	RBI	SH	SF	HP	BB	SO	SB	CS	OBP	SLG	OPS	E
2010	GCL Phillies	.222	51	194	23	43	11	2	2	29	1	2	4	16	46	0	0	.292	.330	.622	10
2011	Williamsport	.287	54	202	19	58	17	1	2	38	0	1	1	25	30	0	0	.367	.411	.778	5
	Lakewood	.123	17	65	6	8	2	0	1	6	0	0	1	15	0	0	0	.149	.200	.349	0
2012	Lakewood	.280	132	503	70	141	32	3	14	84	0	6	7	38	80	3	1	.336	.439	.775	16
2013	Clearwater	.299	65	264	42	79	23	1	16	52	0	3	2	20	39	0	0	.349	.576	.925	5
	Reading	.339	69	277	47	94	13	2	15	51	0	3	2	10	31	1	2	.363	.563	.926	10
2014	Lehigh Valley	.257	133	521	64	134	33	4	16	78	0	3	2	30	81	3	1	.299	.428	.727	10
	PHILLIES	.179	16	56	5	10	2	0	0	5	0	1	0	1	13	0	0	.190	.214	.404	1
2015	Lehigh Valley	.355	33	141	15	50	12	1	4	24	0	2	0	8	25	2	0	.384	.539	.923	2
	PHILLIES	.280	80	304	45	85	22	1	14	50	0	1	4	26	52	1	0	.343	.497	.840	10
2016	PHILLIES	.255	152	581	67	148	23	1	25	88	0	4	5	40	106	1	1	.306	.427	.733	13
2017	PHILLIES	.230	154	575	66	132	29	1	24	76	0	5	2	41	95	0	0	.281	.409	.690	15
	<b>Minors Totals</b>	<b>.280</b>	<b>554</b>	<b>2167</b>	<b>286</b>	<b>607</b>	<b>143</b>	<b>14</b>	<b>70</b>	<b>362</b>	<b>1</b>	<b>20</b>	<b>19</b>	<b>148</b>	<b>347</b>	<b>9</b>	<b>4</b>	<b>.329</b>	<b>.456</b>	<b>.785</b>	<b>58</b>
	<b>ML Totals</b>	<b>.247</b>	<b>402</b>	<b>1516</b>	<b>183</b>	<b>375</b>	<b>76</b>	<b>3</b>	<b>63</b>	<b>219</b>	<b>0</b>	<b>11</b>	<b>11</b>	<b>108</b>	<b>266</b>	<b>2</b>	<b>1</b>	<b>.300</b>	<b>.426</b>	<b>.726</b>	<b>39</b>

## FRANCO'S CAREER TRANSACTIONS

- Signed by Philadelphia as an amateur free agent, January 13, 2010
- On disabled list with a broken left wrist, August 18-September 30, 2015

## FRANCO'S CAREER FIELDING

POSITION	PCT	G	PO	A	E	TC	DP
First base	1.000	9	47	4	0	51	5
Third base	.956	379	256	585	39	880	53

## FRANCO'S GAME HIGHS

**HITS:** 4 – 6 times, last: 7/14/17 at MIL... **RUNS:** 3 – 3 times, last: 8/2/16 vs SF... **DOUBLES:** 3 – 2 times, last: 9/3/16 vs ATL...  
**TRIPLES:** 1... **HOME RUNS:** 2 – 2 times, last: 4/22/16 at MIL... **RBI:** 5 – 2 times, last: 6/23/15 at NYY... **WALKS:** 3 – 2 times, last:  
7/25/16 at MIA... **STOLEN BASES:** 1... **HITTING STREAK:** 11 games – 6/2-13/15

## FRANCO'S NOTABLE HOMERS

**GRAND SLAMS:** 3 – 8/4/15 vs LAD (Joel Peralta); 4/12/17 vs NYM (Hansel Robles); 4/26/17 vs MIA (Wei-Yin Chen)... **INSIDE-THE-PARK HR:** None... **LEADOFF HR:** None... **PINCH HR:** None... **WALK-OFF HR:** None





## LUIS GARCÍA

### RIGHT-HANDED PITCHER

57

**B-T:** R-R

**HT:** 6-3; **WT:** 237

**OPENING DAY AGE:** 31

**BORN:** January 30, 1987, Santo Domingo, DR

**RESIDES:** Dover, NJ

**ML SERVICE:** 3 years, 6 days

**HOW OBTAINED:** Signed by Phillies as a minor league free agent, 3/25/13

#### 2017

- Among all NL relievers, finished 3rd in fewest HR/9.0 IP (0.38)
- Began the season with Lehigh Valley (AAA) and was shuttled between there and Philadelphia before being recalled for the remainder of the season on 5/12
- Went 31 consecutive appearances without allowing a HR, 5/25-8/4 (36.2 IP)
- Had a career-best 21.2-inning scoreless streak, 6/14-7/29 (18 G); was the longest by a Phils reliever in a single season since Larry Andersen's club relief-record 32.2-inning streak, 6/21-8/2/84
- Pitched at least 2.0 innings in 8 of his 66 ML appearances and had a 1.04 ERA (2 ER, 17.1 IP) in those games
- In his final 23 games, posted a 1.61 ERA (4 ER, 22.1 IP); allowed an ER in 2 of those 23 games
- Set career bests in ERA (2.65) and innings pitched (71.1)

#### 2016

- Had 4 separate stints with PHI: 4/24-28, 6/10-13, 8/2-13 and 9/10-end of season
- Spent most of the season with Lehigh Valley
- Became Lehigh Valley's all-time saves leader (38) on 7/30, passing Scott Mathieson
- Each of his final 17 appearances with Lehigh Valley were scoreless (17.1 IP); went 12-for-12 in save opportunities over that stretch
- Held opponents to a .203 AVG in 48 appearances with the IronPigs

#### 2015

- First full season in the majors
- Set career highs in games (72), SO (63) and wins (4)
- Posted the lowest ERA (1.14) against the NL East among all ML relievers (min. 30.0 IP)
- Had a 2.09 ERA (15 ER, 64.2 IP) in 68 of his 72 appearances; allowed 11 ER in 2.0 IP (49.50 ERA) in his other 4 games
- Earned his 1st ML save, 5/17 vs ARI (2.0 IP); was the first save of 2.0 or more innings by a Phillies pitcher since 9/29/09 (Ryan Madson vs HOU)
- Had a 0.75 ERA (1 ER, 12.0 IP) in 11 June games
- Compiled two scoreless streaks of 9.0 or more innings (9.2 IP, 7/12-8/8; 9.0 IP, 6/12-30)
- Had a 13.2-inning scoreless streak, 9/11/14-4/21/15 (13 G)

#### 2014

- Recipient of the Paul Owens Award as the best pitcher in the Phillies minor league system
- Shuttled between Lehigh Valley and the Phillies all season with 4 ML stints
- Named to the International League All-Star team
- T-1st in the IL in saves (22)
- Did not allow an ER through his first 19 games (21.2 IP)
- Placed on the 15-day DL on 5/22 (right forearm strain)

- Appeared in 1 rehab game before being activated on 6/6 and optioned back to Lehigh Valley
- Finished the ML season with a 6.2-inning scoreless streak (6 G), over which he held opposing batters to a .095 AVG (2-21)
- Pitched at least 2.0 innings in 8 games for Lehigh Valley and posted a 1.08 ERA (2 ER, 16.2 IP) in those games
- Held triple-A hitters to a .205 AVG (35-171)
- Averaged 10.03 SO/9.0 IP with Lehigh Valley (52 SO, 46.2 IP)
- Did not allow a HR with Lehigh Valley (46.2 IP)

#### 2013

- Began the season with Clearwater (A) and held opposing hitters to a .208 AVG (15-72)
- Promoted to Reading (AA) on 5/29
- 10 of his 11 appearances with Reading were scoreless
- Promoted to Lehigh Valley on 6/25
- Had his contract selected on 7/9 and made his ML debut, 7/10 vs WSH
- Had 2 stints with the Phillies (7/9-8/25 and 9/3-end of season)
- Made 6 straight scoreless appearances to begin his ML career (7.2 IP)
- Did not allow an ER over his final 6 appearances of the season (10.0 IP)
- Held opponents to a .118 AVG (4-34) with RISP

#### 2012

- Appeared in 9 games for Newark of the independent Can-Am League, all in June

#### 2011


- Did not pitch professionally

#### 2010

- Began the season with Potomac (A)
- Transferred to Hagerstown (A) on 6/2 where he spent the remainder of the season
- Had two 10.0-inning scoreless streaks

#### 2009

- Began the season with Great Lakes (A) and did not allow an ER over his first 11.2 innings
- Pitched at least 2.0 innings in 17 of his 34 games (50%)
- Traded to WSH on 8/30 and pitched in 2 games for Potomac in September



**2008**

- Spent the year with Ogden (R)
- 15 of his 21 appearances were scoreless (71%)

**2007**

- Pitched for the Gulf Coast League Dodgers (R)

**2004-06**

- Spent his first 3 professional seasons with the Dominican Summer League Dodgers (R)

**PERSONAL**

Luis A. García (pronounced loo-EES)... Attended José Bordas Valdez, where he played basketball, volleyball and baseball...  
**Hobbies:** Spending time at farms and relaxing by the river...  
**Signed by:** Ezequiel Sepúlveda.

**LUIS GARCÍA'S CAREER STATISTICS**

YEAR	CLUB	W-L	ERA	G	GS	CG	SHO	SV	IP	H	R	ER	HR	HB	BB	SO	WP	BK	AVG	
2004	DSL Dodgers	1-1	3.77	10	1	0	0	0	14.1	9	8	6	0	0	20	12	0	1	---	
2005	DSL Dodgers	0-2	4.35	9	4	0	0	0	20.2	12	11	10	1	1	21	21	7	0	---	
2006	DSL Dodgers	2-1	4.32	11	6	0	0	0	33.1	28	21	16	1	3	20	16	8	0	.219	
2007	GCL Dodgers	3-0	3.55	12	0	0	0	0	25.1	29	11	10	0	2	17	17	8	0	.293	
2008	Ogden	3-0	2.40	21	2	0	0	9	30.0	22	14	8	1	2	17	37	4	0	.193	
2009	Great Lakes	5-3	2.92	34	0	0	0	5	71.0	68	27	23	5	1	15	55	7	0	.245	
	Potomac	1-0	0.00	2	0	0	0	0	4.0	0	0	0	0	0	1	7	0	0	.000	
2010	Potomac	0-0	10.38	6	0	0	0	0	8.2	21	17	10	0	0	10	3	2	0	.488	
	Hagerstown	4-4	3.88	26	0	0	0	0	51.0	48	25	22	3	5	17	43	10	0	.250	
2011	Did not pitch																			
2012	Newark (Ind.)	0-1	11.57	9	0	0	0	0	16.1	26	25	21	4	0	12	14	4	0	.333	
2013	Clearwater	0-1	1.37	14	0	0	0	7	19.2	15	3	3	2	1	5	20	0	0	.208	
	Reading	2-1	2.45	11	0	0	0	1	11.0	10	3	3	1	0	3	13	2	0	.250	
	Lehigh Valley	0-0	0.82	8	0	0	0	3	11.0	5	1	1	0	0	4	8	2	0	.132	
	PHILLIES	1-1	3.73	24	0	0	0	0	31.1	27	15	13	3	1	23	23	3	0	.237	
2014	Lehigh Valley	2-1	0.96	39	0	0	0	#22	46.2	35	8	5	0	1	16	52	6	0	.205	
	PHILLIES	1-0	6.43	13	0	0	0	0	14.0	14	12	10	2	0	13	12	4	0	.255	
2015	PHILLIES	4-6	3.51	72	0	0	0	2	66.2	72	28	26	4	0	37	63	6	1	.275	
2016	Lehigh Valley	6-3	2.14	48	0	0	0	13	54.2	38	13	13	3	5	24	53	8	1	.203	
	PHILLIES	1-1	6.46	17	0	0	0	0	15.1	21	11	11	2	1	8	14	2	0	.318	
2017	Lehigh Valley	0-0	5.79	4	1	0	0	1	4.2	5	3	3	0	0	5	7	0	0	.263	
	PHILLIES	2-5	2.65	66	0	0	0	2	71.1	61	22	21	3	0	26	60	9	0	.229	
<b>Minors Totals</b>		<b>28-14</b>	<b>2.84</b>	<b>236</b>	<b>9</b>	<b>0</b>	<b>0</b>	<b>61</b>	<b>371.0</b>	<b>324</b>	<b>146</b>	<b>117</b>	<b>16</b>	<b>20</b>	<b>154</b>	<b>331</b>	<b>57</b>	<b>1</b>	<b>.233</b>	
<b>ML Totals</b>		<b>9-13</b>	<b>3.67</b>	<b>192</b>	<b>0</b>	<b>0</b>	<b>0</b>	<b>4</b>	<b>198.2</b>	<b>195</b>	<b>88</b>	<b>81</b>	<b>14</b>	<b>2</b>	<b>107</b>	<b>172</b>	<b>24</b>	<b>1</b>	<b>.256</b>	

# Tied for league lead

**GARCÍA'S MAJOR LEAGUE HITTING TOTALS**

	AVG	AB	R	H	2B	3B	HR	RBI	SH	SF	HP	BB	SO	SB	CS	E
2016	---	0	0	0	0	0	0	0	0	1	0	0	0	0	0	0
<b>Career</b>	<b>.000</b>	<b>2</b>	<b>0</b>	<b>0</b>	<b>0</b>	<b>0</b>	<b>0</b>	<b>0</b>	<b>1</b>	<b>0</b>	<b>0</b>	<b>0</b>	<b>1</b>	<b>0</b>	<b>0</b>	<b>0</b>

**GARCÍA'S CAREER TRANSACTIONS**


- Signed by Los Angeles Dodgers as an amateur free agent, January 22, 2004
- Traded to Washington Nationals with a player to be named later (Victor Garate, lhp) for Ronnie Belliard (inf), August 30, 2009
- Signed by Philadelphia as a minor league free agent, March 25, 2013
- On disabled list with a right forearm strain, May 22-June 5, 2014; included rehab assignment to Lehigh Valley, June 4-5

**GARCÍA'S CAREER FIELDING**

POSITION	PCT	G	PO	A	E	TC	DP
Pitcher	1.000	192	8	44	0	52	1

**GARCÍA'S GAME HIGHS**

**STRIKEOUTS:** 4 – 6/2/17 vs SF... **WALKS:** 4 – 5/21/14 at MIA... **LONGEST OUTING:** 3.1 inn. – 8/24/13 vs ARI... **WINNING STREAK:** 3 games – 9/28/13-4/10/15... **LOSING STREAK:** 4 games – 6/13-8/24/17... **SCORELESS STREAK:** 21.2 inn. – 6/14-7/29/17



**JD HAMMER**  
**RIGHT-HANDED PITCHER**  
 @JDHAMMER11

**84**

**NON-ROSTER  
 INVITEE**

**B-T:** R-R

**HT:** 6-3; **WT:** 205

**OPENING DAY AGE:** 23

**BORN:** July 12, 1994, Fort Collins, CO

**RESIDES:** Windsor, CO

**HOW OBTAINED:** Acquired from Colorado Rockies with José Gómez and Alejandro Requena in exchange for Pat Neshek and cash considerations, 7/26/17

**2017**

- Began the season with Asheville (A)
- Selected as a South Atlantic League midseason All-Star
- Promoted to Lancaster (A) on 6/22
- Traded on 7/26 and spent the remainder of the season with Clearwater (A)
- Appeared in a total of 48 games between the 3 teams and posted a 1.87 ERA and 5.31 SO/BB ratio in 57.2 IP
- Following the season, pitched for Glendale in the Arizona Fall League, where he was named an AFL Rising Star after posting a 0.66 ERA in 10 relief appearances.

**2016**

- Began his pro career with Grand Junction (R)
- T-1st in the Pioneer League in games (27)
- Had 52 SO to just 11 walks and averaged 10.72 SO/9.0 IP

**PERSONAL**

John Dale Hammer (JD)... Graduated from Fort Collins High School (CO)... Attended Navarro Junior College (TX) where he was named a JuCo Academic All-American... 2016 graduate of Marshall University (WV) where he majored in health sciences... **Hobbies:** Shooting bow, fishing, video games and ping-pong.

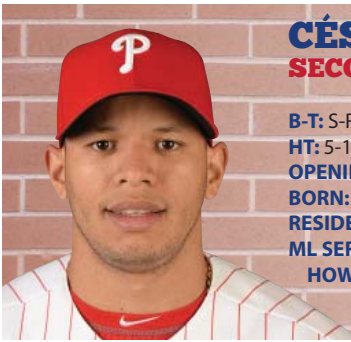
**JD HAMMER'S CAREER STATISTICS**

YEAR	CLUB	W-L	ERA	G	GS	CG	SHO	SV	IP	H	R	ER	HR	HB	BB	SO	WP	BK	AVG
2016	Grand Junction	0-2	3.92	#27	0	0	0	3	43.2	48	26	19	2	3	11	52	4	0	.274
2017	Asheville	4-1	1.20	24	0	0	0	7	30.0	17	4	4	0	2	5	47	2	0	.163
	Lancaster	0-1	5.25	12	0	0	0	6	12.0	10	7	7	0	1	9	18	0	0	.227
	Clearwater	2-0	0.57	12	0	0	0	0	15.2	8	1	1	0	0	2	20	1	0	.154
<b>Minors Totals</b>		<b>6-4</b>	<b>2.75</b>	<b>75</b>	<b>0</b>	<b>0</b>	<b>0</b>	<b>16</b>	<b>101.1</b>	<b>83</b>	<b>38</b>	<b>31</b>	<b>2</b>	<b>6</b>	<b>27</b>	<b>137</b>	<b>7</b>	<b>0</b>	<b>.221</b>

# Tied for league lead

**HAMMER'S CAREER TRANSACTIONS**

- Selected by Colorado Rockies in 24th round of June 2016 draft
- Traded to Philadelphia with José Gómez (ss) and Alejandro Requena (rhp) for Pat Neshek (rhp) and cash considerations, July 26, 2017



## CÉSAR HERNÁNDEZ

### SECOND BASEMAN

16

**B-T:** S-R

**HT:** 5-10; **WT:** 167

**OPENING DAY AGE:** 27

**BORN:** May 23, 1990, Valencia, Carabobo, VZ

**RESIDES:** Valencia, Carabobo, VZ

**ML SERVICE:** 3 years, 154 days

**HOW OBTAINED:** Signed by Phillies as an amateur free agent, 7/2/06

2018 PHILLIES

#### 2017

- Established career highs in doubles (26), HR (9), XBH (41) and runs (85) and tied his career high in total bases (215), despite appearing in 27 fewer games than 2016
- Led the team in AVG (.294), OBP (.373), runs, walks (61) and SB (15)
- Ranked 2nd in the NL in infield hits (35) & bunt hits (9) and T-9th in triples (6)
- Made his second consecutive Opening Day start
- Slugged 3 leadoff HR: 4/3 at CIN (Scott Feldman), 4/16 at WSH (Gio Gonzalez) and 5/27 vs CIN (Bronson Arroyo)
- Became the first Phillie to hit a leadoff HR on Opening Day since 1938 (Emmett Mueller)
- Was on the 10-day DL, 6/10-7/16 (left oblique strain)
- Played in 4 rehab games with Clearwater (A) and had 9 walks, including 6 in one game, 7/16 at Daytona
- Set a career high with 3 XBH and matched his career high with 3 RBI, 8/25 vs CHI (3rd time)
- Recorded a career-best 9 assists, 8/18 at SF
- Had a career-best 13-game hitting streak, 7/26-8/9 (.370, 20-54)
- Tied his career high with 3 walks, 9/27 vs WSH (8th time)
- Reached base safely in 52 of his 59 home starts (.320 AVG and .407 OBP in 64 G)
- The Phillies went 24-18 (.571) when he got 2 or more hits in a game

#### 2016

- Made his 3rd consecutive Opening Day roster
- Finished 1st in the NL in infield hits (34) & bunt hits (15), T-1st in triples (11), ranked 4th in singles (130) and T-8th in 4-hit games (3)
- Established career highs in games (155), at-bats (547), hits (161), triples, RBI (39) and walks (66)
- Led the team in AVG, OBP, walks, singles and triples
- His 15 bunt hits were the most by a Phillie in one season since 1975, when Larry Bowa also had 15
- Had the 6th-highest OBP (.413) among all qualifying ML players in the second half of the season
- From 6/13 through the end of the season, batted .324 (111-343), 9 2B, 7 3B, 5 HR, 25 RBI, 52 BB, 14 SB, .415 OBP in 95 games
- Tied his career high with 4 hits three times: 6/23 at MIN, 6/29 at ARI and 8/2 vs SF
- Slugged his 1st career leadoff HR, 8/20 vs STL
- Reached base safely in a career-high and team-best 29 straight games (.430 OBP), 8/24-9/25; reached base safely in 24 straight starts, 7/23-8/20 (.474 OBP)
- Had the 5th-best road AVG (.327) in the NL with 11 of his 14 doubles, two of his three 4-hit games and 25 of his 39 RBI; had a .424 SLG % on the road vs .361 at home
- Appeared in 4 games at SS (2 GS)

#### 2015

- T-5th in the NL in bunt hits (7) and T-9th in infield hits (22)
- Made his 2nd consecutive Opening Day roster
- Led the team in walks (40)
- Made 93 starts: 75 at 2nd base, and 9 each at SS & 3rd base
- Batted .346 (53-153) with a .405 OBP out of the 2-hole
- Had a 12-game hitting streak, 6/26-7/7 (.451, 23-51)
- Went 6-for-8, 3 SB in a doubleheader, 6/28 vs WSH
- Had a career-best 3 RBI, 9/12 vs CHI
- Left the game, 9/13 vs CHI, after a collision at 1st base and was placed on the 60-day DL the next day (dislocated left thumb)
- Had surgery to repair the ulnar collateral ligament of his left thumb on 9/16 (Dr. Randall Culp)

#### 2014

- Made his 1st career Opening Day roster
- Had 3 separate ML stints while shuttling between Reading (AA) and Lehigh Valley (AAA)
- Started 3 games at 2nd base before being optioned to Reading on 4/11
- Was recalled on 5/13
- Slugged his 1st career HR, 5/17 vs CIN (Sam LeCure)
- Optioned to Lehigh Valley on 7/22 and played 16 games at SS
- Was recalled on 9/2 for his 3rd and final ML stint
- Batted .290 (20-69), 2B, 3 RBI in his final 42 ML games after hitting .156 (7-45) through his first 22 games
- Made 22 starts for the Phillies: 12 at 3rd base, 8 at 2nd base and 2 at SS
- Batted .219 (7-32), RBI, 4 BB, SAC as a pinch-hitter
- Played for Lara in the Venezuelan Winter League (.309, 7 2B, 3B, 17 RBI, 6 SB, .382 OBP)

#### 2013

- Began the season with Lehigh Valley
- Selected to the International League midseason and postseason All-Star teams
- Led the IL in triples (9), finished 3rd in AVG (.309) and 6th in SB (32)
- Collected a walk-off single, 4/6 vs Syracuse (11th inning)
- Was recalled on 5/29
- Made his ML debut, 5/29 vs BOS, as a pinch-hitter
- Singled for his 1st ML hit, 5/30 vs BOS (Franklin Morales)
- Optioned back to Lehigh Valley on 6/12
- Named IL Batter of the Week, 7/1-7 (.375, 12-32, 2B, 3 RBI)
- Tied a Lehigh Valley record with 3 SB, 7/1 vs Toledo
- Played in 3 games with Reading, 7/15-17, during the triple-A All-Star break
- Recalled again on 9/1
- Batted .301 (28-93) in 25 September games

- Made 29 starts for the Phillies: 22 in CF and 7 at 2nd base
- Played for Margarita in the Venezuelan Winter League

## 2012

- Began the season with Reading
- Was the starting 2nd baseman for the Eastern Division Eastern League All-Star team (1-2, R)
- Collected season highs in hits (5) and runs (5), 4/17 vs Richmond (5-6, RBI, 5 R)
- Was promoted to Lehigh Valley in early August
- Batted a combined .291 (155-532), 30 2B, 12 3B, 2 HR, 57 RBI, 31 BB, 21 SB, 63 R in 133 games

## 2011

- Played for Clearwater
- Made all 119 appearances at 2nd base (117 starts)
- Played for Margarita in the Venezuelan Winter League (.259, 4 RBI, 5 SB)

## 2010

- Spent the season with Williamsport (A) and was named a New York-Penn League All-Star
- Finished 2nd in the NYPL in SB (32), 4th in hits (83) and 5th in AVG (.325)
- Batted .391 (27-69) vs LHP

- With RISP, hit .333 (20-60), including .400 (16-40) with RISP & 2 outs
- Had a 13-game hitting streak, 6/30-7/13 (.377)
- Reached base safely in 24 consecutive games, 7/17-8/10
- Was voted Crosscutters MVP by his teammates
- Played for Margarita in the Venezuelan Winter League

## 2009

- Played for the Gulf Coast League Phillies (R)
- Made 38 starts, all at 2nd base
- Participated in Florida Instructional League

## 2007-08

- Spent his first 2 pro seasons with the Venezuelan Summer League Phillies (R)
- Made 94 starts: 59 at 2nd base and 35 at SS

## PERSONAL

César Augusto Hernández (pronounced SAY-zahr)... Married Gabriela Altuve; has one daughter, Nathalia Gabriela (9/13/14)... Attended Unidad Educativa Cabriaes, where he played basketball, volleyball and baseball... **Hobbies:** Spending time with his daughter and reading the Bible... **Signed by:** Sal Agostinelli and Jesús Méndez.

## CÉSAR HERNÁNDEZ'S CAREER STATISTICS

YEAR	CLUB	AVG	G	AB	R	H	2B	3B	HR	RBI	SH	SF	HP	BB	SO	SB	CS	OBP	SLG	OPS	E
2007	VSL Phillies	.276	54	181	32	50	7	8	2	21	7	2	4	11	30	6	4	.328	.436	.764	15
2008	VSL Phillies	.315	60	197	31	62	7	6	1	24	1	2	1	33	22	19	7	.412	.426	.838	8
2009	GCL Phillies	.267	41	150	21	40	5	1	0	18	1	3	4	17	20	13	5	.351	.313	.664	10
2010	Williamsport	.325	65	255	36	83	13	2	0	23	0	3	3	26	27	32	6	.390	.392	.782	7
2011	Clearwater	.268	119	421	47	113	7	4	4	37	5	2	1	23	80	23	10	.306	.333	.639	13
2012	Reading	.304	103	411	50	125	26	11	2	51	10	2	0	27	67	16	12	.345	.436	.781	15
	Lehigh Valley	.248	30	121	13	30	4	1	0	6	3	1	0	4	11	5	3	.270	.298	.568	5
2013	Lehigh Valley	.309	104	391	59	121	12	*9	2	34	5	2	1	41	81	32	8	.375	.402	.777	12
	PHILLIES	.289	34	121	17	35	5	0	0	10	0	0	1	9	26	0	3	.344	.331	.675	6
	Reading	.500	3	10	2	5	1	0	0	3	1	1	0	1	1	1	0	.500	.600	1.100	1
2014	PHILLIES	.237	66	114	13	27	2	0	1	4	1	1	0	9	33	1	1	.290	.281	.571	3
	Reading	.340	26	103	13	35	4	1	3	14	0	1	0	13	13	1	3	.410	.485	.895	9
	Lehigh Valley	.256	40	156	23	40	6	3	0	10	0	0	0	15	34	7	4	.322	.333	.655	7
2015	PHILLIES	.272	127	405	57	110	20	4	1	35	4	1	2	40	86	19	5	.339	.348	.687	9
2016	PHILLIES	.294	155	547	67	161	14	#11	6	39	5	2	2	66	116	17	13	.371	.393	.764	12
2017	PHILLIES	.294	128	511	85	150	26	6	9	34	0	1	4	61	104	15	5	.373	.421	.793	11
	Clearwater - a	.143	4	7	2	1	0	0	0	1	0	0	1	9	2	0	0	.647	.143	.790	0
<b>Minors Totals</b>		<b>.293</b>	<b>649</b>	<b>2403</b>	<b>329</b>	<b>705</b>	<b>92</b>	<b>46</b>	<b>14</b>	<b>242</b>	<b>33</b>	<b>19</b>	<b>15</b>	<b>220</b>	<b>388</b>	<b>155</b>	<b>62</b>	<b>.354</b>	<b>.387</b>	<b>.741</b>	<b>102</b>
<b>ML Totals</b>		<b>.284</b>	<b>510</b>	<b>1698</b>	<b>239</b>	<b>483</b>	<b>67</b>	<b>21</b>	<b>17</b>	<b>122</b>	<b>10</b>	<b>5</b>	<b>9</b>	<b>185</b>	<b>365</b>	<b>52</b>	<b>27</b>	<b>.357</b>	<b>.379</b>	<b>.736</b>	<b>41</b>

\* League leader  
# Tied for league lead  
a - Rehab assignment

## HERNÁNDEZ'S CAREER TRANSACTIONS

- Signed by Philadelphia as an amateur free agent, July 2, 2006
- On disabled list with a dislocated left thumb, September 14, 2015 through the remainder of the season
- On disabled list with a left oblique strain, June 10-July 16, 2017; included rehab assignment to Clearwater, July 12-16

## HERNÁNDEZ'S CAREER FIELDING

POSITION	PCT	G	PO	A	E	TC	DP
Outfield	.918	22	45	0	4	49	0
Second base	.981	385	631	994	31	1656	235
Third base	.912	24	13	39	5	57	2
Shortstop	.984	21	24	38	1	63	8

## HERNÁNDEZ'S GAME HIGHS

**HITS:** 4 – 7 times, last: 9/14/17 vs MIA... **RUNS:** 3 – 5 times, last: 4/8/17 vs WSH... **DOUBLES:** 2 – 2 times, last: 8/25/17 vs CHI...  
**TRIPLES:** 2 – 7/20/15 vs TB... **HOME RUNS:** 1... **RBI:** 3 – 3 times, last: 8/25/17 vs CHI... **WALKS:** 3 – 8 times, last: 9/27/17 vs WSH...  
**STOLEN BASES:** 2 – 5 times, last: 7/26/17 vs HOU... **HITTING STREAK:** 13 games – 7/26-8/9/17

## HERNÁNDEZ'S NOTABLE HOMERS

**GRAND SLAMS:** None... **INSIDE-THE-PARK HR:** None... **LEADOFF HR:** 4 – 8/20/16 vs STL (Luke Weaver); 4/3/17 at CIN (Scott Feldman); 4/16/17 at WSH (Gio Gonzalez); 5/27/17 vs CIN (Bronson Arroyo)... **PINCH HR:** None... **WALK-OFF HR:** None





## ODUBEL HERRERA

**CENTER FIELDER**

🐦 @odubelherrera1

**B-T:** L-R

**HT:** 5-11; **WT:** 206

**OPENING DAY AGE:** 26

**BORN:** December 29, 1991, Zulia, VZ

**RESIDES:** Zulia, VZ

**ML SERVICE:** 3 years

**HOW OBTAINED:** Selected from Texas Rangers in Rule 5 draft, 12/11/14

**CONTRACT STATUS:** Signed a five-year contract, 12/16/16, taking him through 2021 with club options for 2022 and 2023

37

### 2017

- Finished 3rd in the NL in doubles (42), T-7th in bunt hits (5) and T-10th in infield hits (21)
- Became the first Phillie with 40 doubles in a season since 2010 (Jayson Werth)
- Played for Team Venezuela in the World Baseball Classic
- Led MLB with a career-best 21-game hitting streak, 7/28-9/8 (.380, 30-79); longest by a Phillie since 2006, when Chase Utley had a 35-game hit streak
- Led the team in doubles, XBH (59) and total bases (238)
- Was the fastest Phillie to 30 doubles in a season (92 G), matching Jayson Werth in 2010
- Made his second consecutive Opening Day start
- Had three 3-hit games in an 8-game span, 6/4-11, after having none through his first 51 games of the season
- Homered in a career-high 3 straight games: 7/9 vs SD and 7/14-15 at MIL
- Notched a career-high-tying 4 hits (6th time), including a career-high-tying 3 XBH (4th time), 7/22 vs MIL
- Hit a career-high 2 triples, 8/9 at ATL
- Batted .321 (34-106), 13 2B, 3B, 2 HR, 14 RBI, .351 OBP, .519 SLG % and .870 OPS in June
- His 13 doubles in June were tied for the most among all MLB players in the month (CLE's Jose Ramirez) and fell one short of the Phillies record for doubles in the month (Pinky Whitney had 14 in June of 1931)
- Became the first Phillie since 1900 with 12 XBH in a row (10 2B, 2 HR), 6/3-9; became the first Phillie in the modern era (since 1900) to do so and the first to collect 11 XBH over a 5-game span and have 2 doubles in 3 consecutive games (6/3-6/5)
- Became the 1st Phillie since 1952 (Del Ennis) to record 3 XBH in consecutive games
- Was the first ML player since 2005 (Travis Hafner) with 2 doubles and a HR in consecutive games, 6/4-5
- Had an XBH in 5 straight AB (3 2B, 2 HR), 6/4-5, becoming the first Phillie to do so since June of 2006 (Ryan Howard)
- Was on the 10-day DL, 8/18-9/3 (strained left hamstring) and appeared in 1 rehab game with Reading (AA) and 1 with Lehigh Valley (AAA)

### 2016

- Named to his 1st career NL All-Star team (0-1), becoming the first Phillies everyday center fielder to be selected since 2011 (Shane Victorino)
- T-3rd in the NL in games (159), ranked 4th in OF assists (11), T-4th in infield hits (27), 5th in singles (125) and T-8th in 4-hit games (3)
- Led the team in games, hits (167), runs (87) and SB (25)
- Among NL center fielders, ranked 1st in games (155), 2nd in hits (164), runs (84) & OF assists (11), 3rd in walks (63), total bases (242) & OBP (.360), T-3rd in SB (24) and 4th in AVG (.285)

- Made his second career Opening Day roster
- Was the Phillies' nominee for the 2016 Hank Aaron Award, marking his second straight nomination
- Became the first Phillie to have at least 15 HR and 25 infield hits in a season since 2006 (Chase Utley; 32 HR, 25 infield hits)
- Reached base safely in a career-best 21 straight games, 4/8-30 (.495 OBP)
- Had 2 separate hitting streaks of at least 10 games (11 G, 4/8-30 and 10 G, 5/2-12)
- Walked in 7 straight games, 4/14-20, which was the longest streak by a Phillie since 2012 (Hunter Pence – 7 G)
- Batted safely in 20 straight road games, 4/8-5/23 (.403, 2B, 3B, 3 HR, 9 RBI, 17 R) and reached base safely in 24 straight (4/8-5/28)
- Maintained a .300 or better AVG and a .400 or better OBP for 47 straight games (4/29-6/19), which was the longest streak by a Phillie since 2007, when Chase Utley did it for 49 straight games (7/4-9/30)
- Became the first Phillie since 1900 to score 4 runs, hit a HR and collect 2 SB or more, 4/23 at MIL
- Was successful in his final 13 stolen base attempts of the season (since 7/23)
- His 4.2 bWAR was the best by a Phillies outfielder since Shane Victorino in 2011 (5.4)

### 2015

- Among NL rookies, finished 1st in infield hits (23), T-1st in SB (16) & 4-hit games (2), 2nd in AVG (.297), doubles (30), singles (106) & 3-hit games (14), 3rd in hits (147), total bases (207) & AB (495), T-3rd in OF assists (5), 4th in runs (64), games (147), HBP (8), bunt hits (5) & times on base (183), T-4th in multi-hit games (34), 7th in OBP (.344), T-7th in XBH (41) & go-ahead RBI (10) and T-9th in game-winning RBI (6)
- Among NL center fielders, T-4th in doubles and ranked 5th in hits & total bases
- Led the team in doubles and runs and tied for the lead in hits and total bases
- Made his ML debut on Opening Day, 4/6 vs BOS, as the starting CF
- Collected his 1st ML hit and RBI in walk-off fashion, 4/11 vs WSH
- On 4/15 at NYM, became the 1st Phillies rookie to collect 3 XBH (2 2B, 3B) in a game since 8/8/98 (Bobby Estalella – 2B, 2 HR)
- Slugged his 1st ML HR, 5/11 vs PIT (Mark Melancon)
- Had a 13-game hitting streak, 7/25-8/10; it was the 2nd-longest among all NL rookies (CHI's Kris Bryant – 14 games)
- Collected a career-best 4 hits twice: 8/30 vs SD and 9/29 vs NYM; was the first Phillies rookie to have two 4-hit games since 2003 (Marlon Byrd – 3)

- Batted .339 (94-277) over his final 79 games, which raised his season AVG from .243 to .297
- Became the first Phillies rookie with at least 30 2B and 15 SB since 1997 (Scott Rolen)
- Was the first ML rookie to hit at least .297 with 30 2B and 16 SB since 2001 (Ichiro Suzuki)
- Made 121 starts, all in CF
- Was the Phillies nominee for the 2015 Hank Aaron Award
- Played in 11 games for La Guaira in the Venezuelan Winter League (.426, 2 2B, 5 RBI, 4 SB)

**2014**

- Began the season with Myrtle Beach (A)
- Promoted to Frisco (AA) on 5/12
- Won the Texas League batting title with a .321 AVG (118-368)
- Named a TL midseason and postseason All-Star
- Combined to hit .355 (71-201) between June and July
- Batted .346 with RISP (37-107)
- Led the Venezuelan Winter League in AVG (.372) in 58 games for La Guaira; also finished 2nd in hits (77) & OBP (.432), 3rd in SLG % (.556) and 4th in XBH (23) and SB (8)

**2013**

- Began the season with Frisco
- Was a midseason TL All-Star despite opening the season as the 7th-youngest player in the league
- Batted .233 (35-150) over his first 36 games, then hit .317 (33-104) over his next 28 games
- Was transferred to Myrtle Beach on 8/1 where he reached base safely via hit or walk in 23 of 29 games

**2012**

- Spent the entire season with Myrtle Beach, primarily as the team's leadoff hitter
- Split time between 2nd base and SS
- Batted .326 (43-132) vs RHP and .269 (99-368) vs LHP

- Had a professional-best 22-game hit streak (.337, 28-83), 5/6-6/1, the longest of the season in the Carolina League
- Collected 15 XBH (11 2B, 3B, 3 HR) over his final 49 games after having just 17 (10 2B, 5 3B, 2 HR) in his first 77 games

**2011**

- Played for Hickory (A)
- Named to the South Atlantic League postseason All-Star team
- Finished 4th in the SAL in both AVG (.306) and SB (34)
- Batted .321 (45-140) vs LHP and .299 (97-324) vs RHP
- Hit .328 (45-137) with RISP

**2010**

- Split the season between Arizona League Rangers (R) and Spokane (A)
- Named an AZL postseason All-Star
- T-2nd in the AZL in hits (60), was 5th in AVG (.337) and T-7th in RBI (31)
- Combined to hit .332 (62-187) between both levels
- Batted .351 (20-57) with RISP
- Promoted to Spokane on 9/1

**2009**

- Made his pro debut with the Dominican Summer League Rangers (R)
- Led the team in walks (39) and T-1st in hits (58)

**PERSONAL**

Odúbel Herrera (pronounced oh-DOO-bull her-RAIR-uh)... Has one daughter, Ana Paula (9/24/15)... 2008 graduate of Unidad Educativa Estadal Juan Pedro Chourio León, where he played baseball and volleyball... Was a standout volleyball player as a prep student... **Hobbies:** Watching TV shows and checking various social media outlets... **Signed by:** Rafic Saab.

**ODÚBEL HERRERA'S CAREER STATISTICS**

YEAR	CLUB	AVG	G	AB	R	H	2B	3B	HR	RBI	SH	SF	HP	BB	SO	SB	CS	OBP	SLG	OPS	E
2009	DSL Rangers	.280	58	207	47	58	9	1	0	24	2	6	6	39	39	21	10	.399	.333	.732	34
2010	AZL Rangers	.337	48	178	33	60	7	4	0	31	2	2	2	16	27	8	5	.394	.421	.815	8
	Spokane	.222	4	9	0	2	1	0	0	0	0	0	0	1	0	0	0	.222	.333	.555	0
2011	Hickory	.306	119	464	72	142	26	3	3	56	7	2	8	24	78	34	11	.349	.394	.743	17
2012	Myrtle Beach	.284	126	500	72	142	22	6	5	46	7	4	7	33	99	27	7	.335	.382	.717	41
2013	Frisco	.257	101	389	37	100	12	7	2	30	3	2	1	17	67	15	5	.289	.339	.628	11
	Myrtle Beach	.295	29	95	13	28	2	1	1	5	2	1	1	16	19	2	2	.398	.368	.766	8
2014	Myrtle Beach	.297	29	111	26	33	3	1	0	11	1	2	0	23	21	9	3	.412	.342	.754	1
	Frisco	*.321	96	368	47	118	16	4	2	48	6	2	3	29	70	12	7	.373	.402	.775	9
2015	PHILLIES	.297	147	495	64	147	30	3	8	41	5	1	8	28	129	16	8	.344	.418	.762	5
2016	PHILLIES	.286	159	583	87	167	21	6	15	49	2	2	6	63	134	25	7	.361	.420	.781	9
2017	PHILLIES	.281	138	526	67	148	42	3	14	56	0	2	4	31	126	8	5	.325	.452	.778	2
	Reading - a	1.000	1	2	2	2	0	0	1	2	0	0	0	1	0	0	0	1.000	2.500	3.500	1
	Lehigh Valley - a	.250	1	4	1	1	0	0	0	0	0	0	0	0	0	0	0	.250	.250	.500	0
<b>Minors Totals</b>		<b>.295</b>	<b>612</b>	<b>2327</b>	<b>350</b>	<b>686</b>	<b>98</b>	<b>27</b>	<b>14</b>	<b>253</b>	<b>30</b>	<b>21</b>	<b>28</b>	<b>198</b>	<b>421</b>	<b>128</b>	<b>50</b>	<b>.354</b>	<b>.378</b>	<b>.732</b>	<b>130</b>
<b>ML</b>	<b>Totals</b>	<b>.288</b>	<b>444</b>	<b>1604</b>	<b>218</b>	<b>462</b>	<b>93</b>	<b>12</b>	<b>37</b>	<b>146</b>	<b>7</b>	<b>5</b>	<b>18</b>	<b>122</b>	<b>389</b>	<b>49</b>	<b>20</b>	<b>.344</b>	<b>.430</b>	<b>.774</b>	<b>16</b>

\* League leader  
a - Rehab assignment

**HERRERA'S ALL-STAR GAME STATISTICS**

YEAR	CLUB, SITE	AVG	G	AB	R	H	2B	3B	HR	RBI	SH	SF	HP	BB	SO	SB	CS	OBP	SLG	OPS	E
2016	NL, SD	.000	1	1	0	0	0	0	0	0	0	0	0	0	0	0	0	.000	.000	.000	0



## HERRERA'S WORLD BASEBALL CLASSIC STATISTICS

YEAR	CLUB	AVG	G	AB	R	H	2B	3B	HR	RBI	SH	SF	HP	BB	SO	SB	CS	OBP	SLG	OPS	E
2017	Venezuela	.091	5	11	2	1	0	0	0	0	0	0	1	2	1	0	0	.286	.091	.377	0

## HERRERA'S CAREER TRANSACTIONS

- Signed by Texas Rangers as an amateur free agent, July 3, 2008
- Selected by Philadelphia in Rule 5 draft, December 11, 2014
- On disabled list with a left hamstring strain, August 18-September 3, 2017; included rehab assignments to Reading, 8/31, and Lehigh Valley, 9/3

## HERRERA'S CAREER FIELDING

POSITION	PCT	G	PO	A	E	TC	DP
Outfield	.985	424	1036	22	16	1074	8

## HERRERA'S GAME HIGHS

**HITS:** 4 – 6 times, last: 7/22/17 vs MIL... **RUNS:** 4 – 4/23/16 at MIL... **DOUBLES:** 2 – 9 times, last: 7/22/17 vs MIL... **TRIPLES:** 2 – 8/9/17 at ATL... **HOME RUNS:** 1... **RBI:** 3 – 7 times, last: 7/31/17 vs ATL... **WALKS:** 3 – 2 times, last: 6/3/16 vs MIL... **STOLEN BASES:** 2 – 7 times, last: 8/8/17 at ATL... **HITTING STREAK:** 21 games – 7/28-9/8/17

## HERRERA'S NOTABLE HOMERS

**GRAND SLAMS:** None... **INSIDE-THE-PARK HR:** None... **LEADOFF HR:** 1 – 7/1/16 vs KC (Ian Kennedy)... **PINCH HR:** None... **WALK-OFF HR:** None





# RHYS HOSKINS

## OUTFIELDER/FIRST BASEMAN

🐦 @rhyshoskins

17

**B-T:** R-R

**HT:** 6-4; **WT:** 240

**OPENING DAY AGE:** 25

**BORN:** March 17, 1993, Sacramento, CA

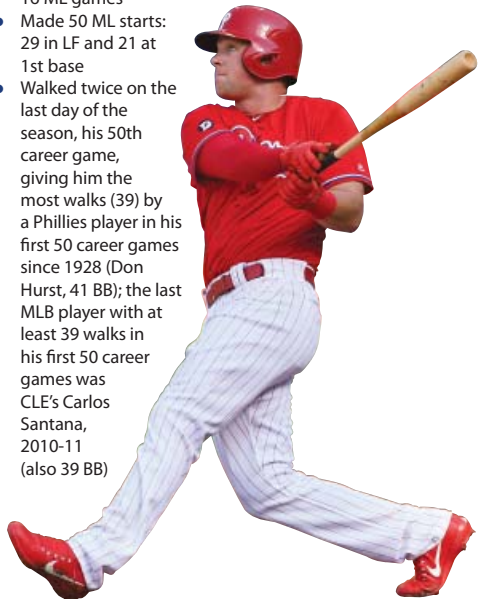
**RESIDES:** Sacramento, CA

**ML SERVICE:** 53 days

**HOW OBTAINED:** Selected by Phillies in 5th round of June 2014 draft

### 2017

- Finished 4th in NL Rookie of the Year voting despite not making his ML debut until 8/10
- Among NL rookies, finished 5th in walks (37), 6th in HR (18) and 9th in RBI (48)
- His combined 139 RBI between MLB and MiLB were the most among all professional players and he finished 3rd in HR (47) behind Giancarlo Stanton (59) and Aaron Judge (52)
- Began the season with Lehigh Valley (AAA)
- Named Phillies Minor League Hitter of the Month for April (.338 AVG, 5 2B, 6 HR, 12 RBI, 11 BB)
- Led the International League in RBI (91), OPS (.966), OBP (.385) & SLG % (.581), ranked 2nd in runs (78) & XBH (57), 3rd in HR (29) & total bases (233) and 7th in AVG (.284) & walks (64)
- Named the IL MVP and Rookie of the Year
- Selected as an IL midseason and postseason All-Star, his third straight season with an All-Star selection (Eastern League in 2016, South Atlantic League in 2015)
- Started at 1st base for Team USA in the All-Star Futures Game (1-2), 7/9 at Marlins Park
- Set Lehigh Valley's single-season HR record
- Reached base safely in 101 of 115 triple-A games (88%), including 23 straight games, 4/8-5/2
- Had 4 multi-HR games with Lehigh Valley
- Played LF in his final 3 games with the IronPigs, the first such games of his pro career
- Had his contract selected on 8/10 and made his ML debut that night vs NYM in a start in LF (0-2, BB)
- At the time of his promotion, ranked 1st in the IL in HR (29), RBI (91), SLG % (.581), XBH (57), runs (78) & total bases (233), T-1st in walks (64), 2nd in games (115) and 4th in OBP (.385)
- After making his ML debut on 8/10, led all NL rookies in HR (18), RBI (48), walks (35), OBP (.396), runs (37), SLG % (.618), XBH (25) and TB (105)
- His 18 HR were the most by any player in MLB history who made his season debut 8/1 or later; previous record was held by Hall of Famer Ted Williams (13 in 1953)
- Won the NL Rookie of the Month Award for August (.304, 2 2B, 11 HR, 25 RBI, 12 BB, .402 OBP, .747 SLG %, 1.149 OPS); led all MLB rookies in August in HR (11) and RBI (25)
- His 11 HR in August were the most by a rookie in a calendar month in Phillies history
- His 25 RBI in August were the most by a Phillies rookie in any month since 1971, when Willie Montanez had 29 RBI in June of that year
- Became the 1st Phillie ever to reach 40 career RBI in 40 or fewer games and first MLB player since 2001 (Albert Pujols in 36 G)
- Collected his 1st ML hit (single off Chris Flexen) and RBI, 8/13 vs NYM
- Hit his first two career HR, 8/14 at SD, becoming the first Phillie to hit his first two career HR in one game since 8/21/96 (Scott Rolen at LAD)
- Became the 1st Phillie since 1913 with 4 HR in his first 10 career games and just the second MLB player to do so in 2017 (LAD's Cody Bellinger, 4)
- Reached base safely in 19 straight games, 8/17-9/5 (.494 OBP, 25 H, 14 BB, HBP)
- Recorded his first career OF assist, 8/17 at SF
- Had a 13-game hitting streak, 8/19-31 (.367 AVG, 8 HR, 20 RBI), which tied for the longest among NL rookies
- Tied a Phillies record by homering in 5 straight games, 8/23-27; became the 5th Phillie (only rookie) in club history to do it and first since 2008, when Chase Utley did it twice
- Started a 7-4-3 triple play, 8/27 vs CHI, becoming the first Phillies OF to do that since 10/2/64 at CIN (LF Alex Johnson to Bobby Wine to Tony Taylor to Vic Power)
- Collected his 25th RBI in his 19th career game, 8/28 vs ATL, 2nd-fewest games needed to reach 25 RBI among players who made their ML debut since RBI became an official statistic in 1920, behind CHI's Mandy Brooks (17 G)
- Clubbed his 18th career HR in his 34th game, 9/14 vs MIA, the fastest player to reach that many home runs in terms of games played in MLB history
- Became the first Phillies rookie to ever have multiple 3-game HR streaks in a season, and he did so in his first 16 ML games
- Made 50 ML starts: 29 in LF and 21 at 1st base
- Walked twice on the last day of the season, his 50th career game, giving him the most walks (39) by a Phillies player in his first 50 career games since 1928 (Don Hurst, 41 BB); the last MLB player with at least 39 walks in his first 50 career games was CLE's Carlos Santana, 2010-11 (also 39 BB)



- Had 23 RBI in September, 2nd-most among all NL players
- From 8/14 through the end of the season, among all MLB hitters, ranked 1st in pitches/PA (4.63) & pitches seen (907), T-1st in RBI (47), 2nd in HR (18), 3rd in walks (32), 4th in OPS (1.071), 5th in SLG % (.662) and T-5th in TB (104)

## 2016

- Spent the entire season with Reading (AA)
- Won Eastern League Rookie of the Year
- Received the Paul Owens Award (along with Dylan Cozens) as the best players in the Phillies minor league system
- Selected as an EL midseason and postseason All-Star
- Finished 2nd among all minor league players in HR (38), 3rd in RBI (116) & total bases (282) and was T-9th in XBH (65) & runs (95)
- Led the EL in OPS (.943), was T-1st in SF (9), 2nd in HR, RBI, XBH, SLG % (.566), runs, total bases, walks (71) & games (135), T-4th in OBP (.377) and 5th in hits (140) & AB (498)
- Named Phillies Minor League Player of the Month for June (.351, 13 HR, 33 RBI) and was twice named Minor League Player of the Week: 5/16-22 and 6/6-12
- Selected as EL Player of the Month for June and Player of the Week, 6/6-12
- Named a *Baseball America* Double-A All-Star and Minor League All-Star
- Averaged 1 HR/13.11 AB
- Had a 19-game hitting streak, 4/10-5/2 (.293, 22-75, 5 HR, 18 RBI)

- Had 3 multi-HR games: 6/4, 7/5 and 8/4
- Played for Cibao in the Dominican Winter League

## 2015

- Led the Phillies minor league system in hits (159), 2B (36), HR (17), total bases (258), runs (86) and games (135), T-1st in RBI (90) and ranked 2nd in AVG (.319)
- Began the season with Lakewood (A)
- Named Phillies Minor League Player of the Month for May (.342, 23 RBI, 18 R, 11 XBH)
- Selected as a South Atlantic League midseason All-Star
- Batted .363 (33-91) with RISP before being promoted to Clearwater (A) on 6/25
- Reached base safely in 57 of 67 games with Clearwater (.394 OBP)
- Named Florida State League Player of the Week, 8/17-23

## 2014

- Began his pro career with Williamsport (A)
- T-4th in New York-Penn League in games (70) and T-6th in HR (9) and RBI (40)
- Participated in Florida Instructional League

## PERSONAL

Rhys Dean Hoskins (pronounced REES)... 2011 graduate of Jesuit High School (CA)... Attended California State University, Sacramento... Named 2014 Western Athletic Conference player of the year during his junior season... **Hobbies:** Traveling, hiking and reading... **Signed by:** Joey Davis.

## RHYS HOSKINS' CAREER STATISTICS

YEAR	CLUB	AVG	G	AB	R	H	2B	3B	HR	RBI	SH	SF	HP	BB	SO	SB	CS	OBP	SLG	OPS	E
2014	Williamsport	.237	70	245	30	58	15	0	9	40	0	1	6	21	54	3	3	.311	.408	.719	8
2015	Lakewood	.322	68	255	39	82	17	4	9	51	0	2	7	26	50	2	4	.397	.525	.922	4
	Clearwater	.317	67	243	47	77	19	2	8	39	0	2	3	29	49	2	0	.394	.510	.904	7
2016	Reading	.281	135	498	95	140	26	1	38	116	0	#9	11	71	125	8	3	.377	.566	*.943	14
2017	Lehigh Valley	.284	115	401	78	114	24	4	29	*91	0	5	5	64	75	4	2	*.385	*.581	*.966	8
	PHILLIES	.259	50	170	37	44	7	0	18	48	0	2	3	37	46	2	0	.396	.618	1.014	4
<b>Minors Totals</b>		<b>.287</b>	<b>455</b>	<b>1642</b>	<b>289</b>	<b>471</b>	<b>101</b>	<b>11</b>	<b>93</b>	<b>337</b>	<b>0</b>	<b>19</b>	<b>32</b>	<b>211</b>	<b>353</b>	<b>19</b>	<b>12</b>	<b>.375</b>	<b>.532</b>	<b>.907</b>	<b>41</b>
<b>ML</b>	<b>Totals</b>	<b>.259</b>	<b>50</b>	<b>170</b>	<b>37</b>	<b>44</b>	<b>7</b>	<b>0</b>	<b>18</b>	<b>48</b>	<b>0</b>	<b>2</b>	<b>3</b>	<b>37</b>	<b>46</b>	<b>2</b>	<b>0</b>	<b>.396</b>	<b>.618</b>	<b>1.014</b>	<b>4</b>

\* League leader  
# Tied for league lead

## HOSKINS' CAREER TRANSACTIONS

- Selected by Philadelphia in 5th round of June 2014 draft

## HOSKINS' CAREER FIELDING

POSITION	PCT	G	PO	A	E	TC	DP
Outfield	.979	30	44	2	1	47	0
First base	.985	27	185	18	3	206	17

## HOSKINS' GAME HIGHS

**HITS:** 3 – 9/2/17 at MIA... **RUNS:** 3 – 9/8/17 at WSH... **DOUBLES:** 1... **TRIPLES:** None... **HOME RUNS:** 2 – 2 times, last: 9/12/17 vs MIA... **RBI:** 5 – 8/23/17 vs MIA... **WALKS:** 3 – 9/9/17 at WSH... **STOLEN BASES:** 1... **HITTING STREAK:** 13 games – 8/19-31/17



## TOMMY HUNTER

**RIGHT-HANDED PITCHER**

**@tHunter29**

**B-T:** R-R

**HT:** 6-3; **WT:** 250

**OPENING DAY AGE:** 31

**BORN:** July 3, 1986, Indianapolis, IN

**RESIDES:** Sarasota, FL

**ML SERVICE:** 8 years, 66 days

**HOW OBTAINED:** Signed by Phillies as a free agent, 12/15/17

**CONTRACT STATUS:** Signed a two-year contract, 12/15/17, taking him through 2019

40

### 2017

- Made his fifth Opening Day roster (2012-15 with BAL)
- Set career bests in both ERA (2.61) and WHIP (0.97)
- Logged at least 60 appearances for the third time in his career (others: 2013-14)
- Held opponents to a .202 AVG (43-213)
- Posted a 1.71 ERA (8 ER, 42.0 IP) over his first 44 appearances of the season (4/4-8/15)
- Entered the game with TB tied or ahead in 51 of his 61 appearances, including each of his final 28
- Was on the DL with a right calf strain, 4/23-5/24; included a rehab assignment to Charlotte (A)
- Had 12 consecutive scoreless outings (11.1 IP), 6/21-7/23, the second-longest such stretch of his career (longest: 15)
- Retired 20 consecutive batters, 8/30-9/17, after retiring 16 consecutive batters, 7/26-8/3
- Collected his 500th career SO, 9/1 at CWS

### 2016

- Opened the season on the 15-day DL recovering from surgery to repair a core muscle injury; was activated on 4/29 after a rehab assignment with Columbus (AAA)
- Made 21 appearances with CLE before returning to the disabled list on 7/10 (fractured vertebrae)
- Released on 8/25 and signed by BAL on 8/28
- Posted a 2.19 ERA (3 ER, 12.0 IP) in 12 appearances with BAL
- Allowed just 1 HR in his 34.0 total innings pitched

### 2015

- Began the season with BAL
- Had a 2.38 ERA (11 ER, 41.2 IP) in 37 of his 39 games with BAL (7 ER in 3.0 IP in the other 2)
- Traded to CHI on 7/31

### 2014

- Began the season as BAL's closer, converting 11 of 17 save opportunities
- Earned a win and a save on the same day, 5/1 vs PIT in a doubleheader, becoming the first player to do so in two years (Jonathan Papelbon, 9/9/12)
- Was on the DL, 5/21-6/7 (left groin strain); included a rehab assignment to Delmarva (A)
- Posted a 1.77 ERA (9 ER, 45.2 IP) and held opponents to a .198 AVG in his final 43 appearances of the season (since 5/17)

### 2013

- Made his second straight Opening Day roster
- Ranked 2nd among AL relievers and 4th among ML relievers in innings (86.1)

- Issued only 14 walks to 336 batters faced, the 7th-lowest walk rate among all relievers (4.2%)
- Held RHH to a .141 AVG (21-149) with no HR, whereas LHH batted .294 (50-170) with 11 HR
- Earned his first ML save, 4/20 vs LAD

### 2012

- Made his first career Opening Day roster and began the season in BAL's rotation
- Overall, made 20 starts, going 4-8 with a 5.71 ERA (74 ER, 116.2 IP) as a starter
- Had 5 stints with BAL and also made 4 starts and a relief appearance between Norfolk (AAA) and Bowie (AA)
- After being recalled from Bowie on 9/3, made 10 relief appearances and posted a 0.71 ERA (1 ER, 12.2 IP) through the end of the season

### 2011

- Began the season on the 15-day DL after suffering a right groin strain in a spring training start
- Made rehab appearances with Frisco (AA), 5/4-8, and Round Rock (AAA), 5/9-10 and 6/4-30, before being activated on 7/1
- Appeared in 8 games for TEX before being traded to BAL on 7/30
- Made 11 starts with BAL, his only starts of the season
- Tossed at least 6.0 innings in 9 of his 11 starts and walked 1 or none in 8 of them

### 2010

- Was on the DL with a left oblique strain to begin the season after sustaining the injury in ML spring training
- Activated from the DL on 4/28 and optioned to Oklahoma City (AAA)
- Did not allow a run in his first 3 starts with Oklahoma City
- Recalled on 6/5 and was in TEX's rotation for the remainder of the season
- Won a career-high 13 games
- Had 7 straight quality starts, 6/22-7/25

### 2009

- Spent the first month of the season in Frisco and was promoted to Oklahoma City on 5/2
- Posted a 2.53 ERA (12 ER, 42.2 IP) in 7 of his 8 starts (9 ER in 6.2 IP in the other)
- Was on the temporary inactive list, 6/1-5
- Recalled on 6/28 for the remainder of the season
- Earned his first ML win on his 23rd birthday, 7/3 vs TB (5.1 IP, 3 H, R, ER, 3 BB, 5 SO)
- Had a 2.26 ERA through his first 9 starts, the lowest by any TEX pitcher in history over his first 9 starts of a season
- Threw his first ML complete game, 9/13 vs SEA (gm 1)

## 2008

- Began the season at Bakersfield (A)
- Made 9 starts before being promoted to Frisco on 5/19
- Promoted again to Oklahoma City on 7/1 after posting a 3.78 ERA (22 ER, 52.1 IP) in 8 starts
- Had a 2.89 ERA (17 ER, 53.0 IP) in his 8 starts with Oklahoma City, including a 2.29 mark (5 ER, 19.2 IP) in his final 3 starts
- Had his contract selected on 8/1 and made his ML debut in a start that night vs TOR (5.0 IP, 8 H, 6 R, 6 ER, 2 HR, 2 BB, 4 SO)
- Was the 4th-youngest player to appear on an AL roster in 2008 at 22 years, 29 days

## 2007

- Made his pro debut with Spokane (A)
- Allowed 2 ER in his first 1.0 IP and then only 3 ER in his final 16.2 IP (1.62 ERA)

## PERSONAL

Raymond Thomas Hunter... Married Ellen Cohara (1/4/14); has two sons, Henry (9/24/15) and Oliver (10/10/17)... Attended Cathedral High School (IN), where he played baseball and football... Attended the University of Alabama, where he was a starter and reliever in his two seasons... Was a freshman Second-Team All-American in 2006 and preseason All-American entering the 2007 season... Earned a gold medal with the USA National Baseball Team in 2006... Was a two-time Junior Olympic judo champion... **Hobby:** Spending time outdoors with his family and golden retriever, Charlie... **Signed by:** Jeff Wood.

## TOMMY HUNTER'S CAREER STATISTICS

YEAR	CLUB	W-L	ERA	G	GS	CG	SHO	SV	IP	H	R	ER	HR	HB	BB	SO	WP	BK	AVG
2007	Spokane	2-3	2.55	10	0	0	0	1	17.2	15	7	5	0	0	1	13	0	0	.221
2008	Bakersfield	5-4	3.55	9	9	0	0	0	58.1	63	26	23	6	2	8	50	4	0	.279
	Frisco	4-2	3.78	8	8	0	0	0	52.1	52	24	22	5	3	17	28	2	0	.267
	Oklahoma City	4-2	2.89	8	8	0	0	0	53.0	55	18	17	6	0	9	28	1	0	.264
	TEXAS	0-2	16.36	3	3	0	0	0	11.0	23	20	20	4	1	3	9	0	0	.404
2009	Frisco	1-0	4.98	5	3	0	0	0	21.2	30	15	12	1	0	4	16	1	0	.313
	Oklahoma City	3-2	3.83	8	8	0	0	0	49.1	53	25	21	5	2	16	35	0	0	.280
	TEXAS	9-6	4.10	19	19	1	0	0	112.0	113	55	51	13	2	33	64	6	1	.259
2010	Oklahoma City	1-2	4.05	6	6	0	0	0	26.2	28	12	12	2	0	11	14	0	0	.283
	TEXAS	13-4	3.73	23	22	1	0	0	128.0	126	55	53	21	3	33	68	1	0	.255
2011	Frisco - a	0-0	4.50	1	0	0	0	0	4.0	3	2	2	1	1	1	5	0	0	.231
	Round Rock - a	2-2	5.06	8	5	0	0	1	26.2	37	17	15	2	1	3	16	0	0	.322
	TEXAS	1-1	2.93	8	0	0	0	0	15.1	12	6	5	1	0	5	10	0	0	.218
	BALTIMORE	3-3	5.06	12	11	0	0	0	69.1	88	44	39	11	4	10	35	0	0	.304
2012	BALTIMORE	7-8	5.45	33	20	0	0	0	133.2	161	85	81	32	4	27	77	0	1	.302
	Norfolk	2-1	4.66	3	3	1	0	0	19.1	20	10	10	2	0	5	14	0	0	.267
	Bowie	1-0	0.00	2	1	1	1	1	10.0	3	0	0	0	0	1	6	0	0	.091
2013	BALTIMORE	6-5	2.81	68	0	0	0	4	86.1	71	28	27	11	2	14	68	0	0	.223
2014	BALTIMORE	3-2	2.97	60	0	0	0	11	60.2	55	22	20	4	1	12	45	2	0	.244
	Delmarva - a	0-0	0.00	1	0	0	0	0	1.0	0	0	0	0	1	0	2	0	0	.000
2015	BALTIMORE	2-2	3.63	39	0	0	0	0	44.2	41	19	18	3	1	11	32	2	0	.250
	CHICAGO (NL)	2-0	5.74	19	0	0	0	1	15.2	20	10	10	4	0	3	15	0	0	.303
2016	Columbus - a	2-1	3.00	14	2	0	0	1	15.0	14	5	5	2	0	2	10	0	0	.241
	CLEVELAND	2-2	3.74	21	0	0	0	0	21.2	21	10	9	1	2	5	17	0	0	.256
	BALTIMORE	0-0	2.19	12	0	0	0	0	12.1	14	3	3	0	0	3	6	0	0	.304
2017	TAMPA BAY	3-5	2.61	61	0	0	0	1	58.2	43	18	17	6	1	14	64	2	0	.202
	Charlotte - a	0-0	18.00	1	1	0	0	0	1.0	3	2	2	0	0	0	3	1	0	.429
	<b>Minors Totals</b>	<b>27-19</b>	<b>3.69</b>	<b>84</b>	<b>54</b>	<b>0</b>	<b>0</b>	<b>4</b>	<b>356.0</b>	<b>376</b>	<b>163</b>	<b>146</b>	<b>32</b>	<b>10</b>	<b>78</b>	<b>240</b>	<b>9</b>	<b>0</b>	<b>.272</b>
	<b>AL Totals</b>	<b>49-40</b>	<b>4.10</b>	<b>359</b>	<b>75</b>	<b>2</b>	<b>0</b>	<b>16</b>	<b>753.2</b>	<b>768</b>	<b>365</b>	<b>343</b>	<b>107</b>	<b>21</b>	<b>170</b>	<b>495</b>	<b>13</b>	<b>2</b>	<b>.263</b>
	<b>NL Totals</b>	<b>2-0</b>	<b>5.74</b>	<b>19</b>	<b>0</b>	<b>0</b>	<b>0</b>	<b>1</b>	<b>15.2</b>	<b>20</b>	<b>10</b>	<b>10</b>	<b>4</b>	<b>0</b>	<b>3</b>	<b>15</b>	<b>0</b>	<b>0</b>	<b>.303</b>
	<b>ML Totals</b>	<b>51-40</b>	<b>4.13</b>	<b>378</b>	<b>75</b>	<b>2</b>	<b>0</b>	<b>17</b>	<b>769.1</b>	<b>788</b>	<b>375</b>	<b>353</b>	<b>111</b>	<b>21</b>	<b>173</b>	<b>510</b>	<b>13</b>	<b>2</b>	<b>.264</b>

a - Rehab assignment

## HUNTER'S DIVISION SERIES STATISTICS

YEAR	CLUB, OPP	W-L	ERA	G	GS	CG	SHO	SV	IP	H	R	ER	HR	HB	BB	SO	WP	BK	AVG
2010	TEX, TB	0-1	4.50	1	1	0	0	0	4.0	6	3	2	0	0	0	7	0	0	.333
2012	BAL, NYY	0-0	0.00	2	0	0	0	0	1.1	0	0	0	0	0	0	1	0	0	.000
2014	BAL, DET	0-0	0.00	1	0	0	0	0	1.0	2	0	0	0	0	1	1	0	0	.400
<b>DS Totals</b>		<b>0-1</b>	<b>2.84</b>	<b>4</b>	<b>1</b>	<b>0</b>	<b>0</b>	<b>0</b>	<b>6.1</b>	<b>8</b>	<b>3</b>	<b>2</b>	<b>0</b>	<b>0</b>	<b>1</b>	<b>9</b>	<b>0</b>	<b>0</b>	<b>.296</b>

## HUNTER'S LEAGUE CHAMPIONSHIP SERIES STATISTICS

YEAR	CLUB, OPP	W-L	ERA	G	GS	CG	SHO	SV	IP	H	R	ER	HR	HB	BB	SO	WP	BK	AVG
2010	TEX, NYY	0-0	8.10	1	1	0	0	0	3.1	5	3	3	1	1	0	5	0	1	.333
2014	BAL, KC	0-0	0.00	1	0	0	0	0	0.2	1	0	0	0	0	0	0	0	0	1.000
<b>LCS Totals</b>		<b>0-0</b>	<b>6.75</b>	<b>2</b>	<b>1</b>	<b>0</b>	<b>0</b>	<b>0</b>	<b>4.0</b>	<b>6</b>	<b>3</b>	<b>3</b>	<b>1</b>	<b>1</b>	<b>0</b>	<b>5</b>	<b>0</b>	<b>1</b>	<b>.375</b>

## HUNTER'S WORLD SERIES STATISTICS

YEAR	CLUB, OPP	W-L	ERA	G	GS	CG	SHO	SV	IP	H	R	ER	HR	HB	BB	SO	WP	BK	AVG
2010	TEX, SF	0-1	4.50	1	1	0	0	0	4.0	5	2	2	1	0	1	1	0	0	.294

## HUNTER'S MAJOR LEAGUE HITTING TOTALS

Career	AVG	AB	R	H	2B	3B	HR	RBI	SH	SF	HP	BB	SO	SB	CS	E
Career	.000	3	0	0	0	0	0	0	0	0	0	0	2	0	0	9

## HUNTER'S CAREER TRANSACTIONS

- Selected by Tampa Bay Devil Rays in 18th round of June 2005 draft, but did not sign
- Selected by Texas Rangers in 1st round (54th overall) of June 2007 draft
- On disabled list with a left oblique strain, March 26-April 27, 2010
- On disabled list with a right groin strain, March 25-June 30, 2011; included rehab assignment to Frisco, May 4-8, and Round Rock, May 9-10 and June 4-30
- Traded to Baltimore Orioles with Chris Davis (1b) for Koji Uehara (rhp), July 30, 2011
- On disabled list with a left groin strain, May 21-June 7, 2014; included rehab assignment to Delmarva, June 7
- Traded to Chicago Cubs for Junior Lake (of), July 31, 2015
- Signed by Cleveland Indians as a free agent, February 16, 2016
- On disabled list recovering from surgery to repair a core muscle injury, March 25-April 28, 2016; included rehab assignment to Columbus, April 7-28
- On disabled list with a fractured vertebrae, July 10-August 24, 2016
- Signed by Baltimore Orioles as a free agent, August 28, 2016
- Signed by Tampa Bay Rays as a minor league free agent, February 17, 2017
- On disabled list with a right calf strain, April 23-May 24, 2017; included rehab assignment to Charlotte, May 23-24
- Signed by Phillies as a free agent, December 15, 2017

## HUNTER'S CAREER FIELDING

POSITION	PCT	G	PO	A	E	TC	DP
Pitcher	.941	378	46	98	9	153	10

## HUNTER'S GAME HIGHS

**LOW-HIT CG:** 5 – 6/5/10 vs TB... **STRIKEOUTS:** 8 – 3 times, last: 4/18/12 at CWS... **WALKS:** 4 – 3 times, last: 4/18/12 at CWS...  
**LONGEST OUTING:** 9.0 inn. – 2 times, last: 6/5/10 vs TB... **WINNING STREAK:** 8 games – 6/5-7/25/10... **LOSING STREAK:**  
 4 games – 7/23-8/22/12... **SCORELESS STREAK:** 16.0 inn. – 4/12-5/14/13



## DREW HUTCHISON

**RIGHT-HANDED PITCHER**

**@1DrewHutch**

**B-T:** L-R

**HT:** 6-3; **WT:** 205

**OPENING DAY AGE:** 27

**BORN:** August 22, 1990, Lakeland, FL

**RESIDES:** Tampa, FL

**ML SERVICE:** 3 years, 165 days

**HOW OBTAINED:** Signed by Phillies as a minor league free agent, 2/15/18



**NON-ROSTER  
INVITEE**

### 2017

- Spent entire season with Indianapolis (AAA)
- Named an International League midseason All-Star
- Tied for the IL lead in starts (26) and innings (159.1) and finished 10th in ERA (3.56)
- Posted a 1.87 ERA (7 ER, 33.2 IP) in June and a 1.91 ERA (8 ER, 37.2 IP) in August
- Opposing hitters batted just .199 (31-156) against him with RISP
- Allowed 2 ER or fewer in 16 of 26 starts, and 1 or none in 9 of those starts
- In his final 19 games (17 GS), surrendered only 6 HR in 109.2 IP (0.49 HR/9.0 IP)

### 2016

- Began season with Buffalo (AAA) in the TOR organization
- Was named an International League midseason All-Star
- Posted a 2.78 ERA (27 ER, 87.1 IP) in his first 15 starts
- Had 2 stints with TOR: 4/24-26 and 7/2-8
- Traded to PIT on 8/1 and assigned to Indianapolis
- Combined between Buffalo and Indianapolis, went 7-6 with a 3.59 ERA (55 ER, 138.0 IP) and 138 strikeouts
- Ranked 3rd in the IL in strikeouts and OPP AVG (.224), 5th in WHIP (1.20) and 8th in ERA
- His 9.13 SO/9.0 IP as a starter (137 SO, 135.0 IP) was 2nd among qualifying IL starters

### 2015

- Made his first career Opening Day start on 4/6 at NYY and spent majority of the season with TOR
- At age 24, was the youngest Opening Day starter in TOR history
- Tossed a 4-hit shutout on 5/25 vs CWS, his second career shutout
- Won 13 of his first 15 decisions, joining Roy Halladay (2003, 2006) and David Wells (2000) as the only TOR pitchers ever to do so
- Went 11-2 in 16 games (15 GS) at home, becoming the first Blue Jay to win at least 11 of his first 14 home starts in a season
- Won a career-high 5 straight decisions, 7/17-8/29
- Optioned to Buffalo on 8/17 and recalled again on 8/29 after 1 minor league start
- Set a career high with 13 wins and ranked 2nd on the staff in strikeouts (129) behind Marcus Stroman
- Posted a 2.91 ERA (30 ER, 92.2 IP) at home and a 9.83 ERA (63 ER, 57.2 IP) on the road; the difference of 6.92 was the largest home/road ERA difference in ML history
- His .722 winning percentage was the 2nd-highest in ML history for a pitcher with an ERA over 5.00; Ed Wells went 12-3 (.800) with a 5.20 ERA in 1930

### 2014

- Spent entire season with TOR
- Set career highs in starts (32), innings (184.2) and strikeouts (184)
- Led TOR's staff in strikeouts and ranked 8th in the American League
- Tossed first career shutout, 5/16 at TEX (9.0 IP, 3 H, BB) and singled off Cole Hamels for his first ML hit
- Retired 26 of the 28 batters he faced, 8/6 at BAL, including 22 straight after allowing a 2nd-inning HR
- Struck out 10 batters on 9/10 vs CWS and then a career-high 11 in his next start, 9/16 at BAL
- Became the first TOR pitcher since 2007 (A.J. Burnett) to have double-digit strikeouts in consecutive games
- Averaged 12.61 SO/9.0 IP (57 SO, 40.2 IP) over his last 7 starts (8/24-end of season), highest among all ML pitchers in that span
- His 57 strikeouts in his final 7 starts ranked 3rd in the AL in that span

### 2013

- Began season on the DL recovering from August 2012 surgery to repair his ulnar collateral ligament
- Was activated on 8/9 after rehab assignments to Dunedin (A), New Hampshire (AA) and Buffalo
- Optioned to Buffalo on 8/10
- Pitched for Salt River in the Arizona Fall League, going 2-1 with a 3.32 ERA (8 ER, 21.2 IP)

### 2012

- Began season with New Hampshire
- Had his contract selected by TOR on 4/20
- Made his ML debut and earned his first ML win, 4/21 at KC (5.1 IP, 5 ER)
- Posted a 2.70 ERA (9 ER, 30.0 IP) in 5 starts from 5/12-6/3
- Left his start on 6/15 vs PHI with right elbow soreness and was placed on the DL on 6/16 with a right elbow sprain
- Had surgery to repair his ulnar collateral ligament on 8/9 (Dr. James Andrews) and missed the remainder of the season

### 2011

- Began season with Lansing (A)
- Won each of his 5 starts from 5/30-6/19
- Named Midwest League Pitcher of the Week, 6/13-19
- Promoted to Dunedin on 6/25
- Did not allow an earned run and struck out 44 in 36.0 IP between his last 4 starts with Lansing and first 2 with Dunedin
- Posted a 1.57 ERA (4 ER, 23.0 IP) in his final 4 starts with Dunedin before being promoted to New Hampshire, 8/20
- Combined, went 14-5 with a 2.53 ERA (42 ER, 149.1 IP) in 28 games (27 GS) between the 3 levels

## 2010

- Began pro career with Auburn (A)
- Did not allow a HR in his first 9 pro starts and only 1 in 45.0 IP with Auburn
- Promoted to Lansing on 8/10
- Posted a 2.49 ERA (19 ER, 68.2 IP) in 15 starts between the two teams

## PERSONAL

Andrew Scott Hutchison... 2009 graduate of Lakeland Senior High School (FL)... **Signed by:** Joel Grampietro.

## DREW HUTCHISON'S CAREER STATISTICS

YEAR	CLUB	W-L	ERA	G	GS	CG	SHO	SV	IP	H	R	ER	HR	HB	BB	SO	WP	BK	AVG
2010	Auburn	1-1	3.00	10	10	0	0	0	45.0	34	18	15	1	4	12	44	3	0	.201
	Lansing	1-2	1.52	5	5	0	0	0	23.2	17	7	4	1	2	7	19	0	1	.191
2011	Lansing	6-2	2.63	14	14	0	0	0	72.0	68	29	21	1	3	19	84	2	0	.245
	Dunedin	5-3	2.74	11	10	0	0	0	62.1	42	20	19	3	4	14	66	1	0	.194
	New Hampshire	3-0	1.20	3	3	0	0	0	15.0	10	2	2	0	2	2	21	3	0	.192
2012	New Hampshire	2-1	2.16	3	3	0	0	0	16.2	16	4	4	1	0	3	12	0	0	.262
	TORONTO	5-3	4.60	11	11	0	0	0	58.2	59	31	30	8	5	20	49	1	0	.257
2013	Dunedin - a	0-0	1.04	3	2	0	0	0	8.2	2	1	1	0	0	6	12	1	0	.080
	New Hampshire - a	0-1	4.70	2	2	0	0	0	7.2	6	5	4	0	0	2	10	0	0	.207
	Buffalo - a	0-3	6.63	5	5	0	0	0	19.0	28	16	14	2	4	6	20	0	0	.341
2014	TORONTO	11-13	4.48	32	32	1	1	0	184.2	173	92	92	23	7	60	184	4	2	.245
2015	TORONTO	13-5	5.57	30	28	1	1	0	150.1	179	103	93	22	11	44	129	7	0	.297
	Buffalo	0-1	4.50	1	1	0	0	0	4.0	3	2	2	1	0	3	4	0	1	.231
2016	Buffalo	6-5	3.26	18	18	0	0	0	102.0	78	40	37	11	7	35	110	1	1	.210
	TORONTO	1-0	4.97	3	2	0	0	0	12.2	13	7	7	4	1	4	12	0	0	.271
	Indianapolis	1-1	4.50	7	6	0	0	0	36.0	37	23	18	5	1	15	28	2	0	.262
	PITTSBURGH	0-0	5.56	6	1	0	0	0	11.1	15	7	7	2	1	3	10	0	0	.341
2017	Indianapolis	9-9	3.56	28	#26	1	0	0	#159.1	149	69	63	14	7	57	124	6	1	.248
<b>Minors Totals</b>		<b>34-29</b>	<b>3.21</b>	<b>110</b>	<b>105</b>	<b>1</b>	<b>0</b>	<b>0</b>	<b>571.1</b>	<b>490</b>	<b>236</b>	<b>204</b>	<b>40</b>	<b>34</b>	<b>181</b>	<b>554</b>	<b>19</b>	<b>4</b>	<b>.230</b>
<b>AL Totals</b>		<b>30-21</b>	<b>4.92</b>	<b>76</b>	<b>73</b>	<b>2</b>	<b>2</b>	<b>0</b>	<b>406.1</b>	<b>424</b>	<b>233</b>	<b>222</b>	<b>57</b>	<b>24</b>	<b>128</b>	<b>374</b>	<b>12</b>	<b>2</b>	<b>.267</b>
<b>NL Totals</b>		<b>0-0</b>	<b>5.56</b>	<b>6</b>	<b>1</b>	<b>0</b>	<b>0</b>	<b>0</b>	<b>11.1</b>	<b>15</b>	<b>7</b>	<b>7</b>	<b>2</b>	<b>1</b>	<b>3</b>	<b>10</b>	<b>0</b>	<b>0</b>	<b>.341</b>
<b>ML Totals</b>		<b>30-21</b>	<b>4.93</b>	<b>82</b>	<b>74</b>	<b>2</b>	<b>2</b>	<b>0</b>	<b>417.2</b>	<b>439</b>	<b>240</b>	<b>229</b>	<b>59</b>	<b>25</b>	<b>131</b>	<b>384</b>	<b>12</b>	<b>2</b>	<b>.269</b>

# Tied for league lead  
a - Rehab assignment

## HUTCHISON'S MAJOR LEAGUE HITTING TOTALS

	AVG	AB	R	H	2B	3B	HR	RBI	SH	SF	HP	BB	SO	SB	CS	E
<b>Career</b>	.286	7	0	2	0	0	0	0	0	0	0	0	3	0	0	1

## HUTCHISON'S CAREER TRANSACTIONS

- Selected by Toronto Blue Jays in 15th round of June 2009 draft
- On the disabled list with a right elbow sprain, June 16, 2012 through the end of the season
- On the disabled list recovering from surgery to repair his ulnar collateral ligament, March 22-August 9, 2013; included rehab assignments to Dunedin, July 15-29; New Hampshire, July 30-August 8; and Buffalo, August 9
- Traded to Pittsburgh Pirates for Francisco Liriano (lhp), Reese McGuire (c) and Harold Ramirez (of), August 1, 2016
- Signed by Philadelphia as a minor league free agent, February 15, 2018

## HUTCHISON'S CAREER FIELDING

POSITION	PCT	G	PO	A	E	TC	DP
Pitcher	.981	82	15	36	1	52	5

## HUTCHISON'S GAME HIGHS

**LOW-HIT CG:** 3 – 5/16/14 at TEX... **SHUTOUTS:** 2 – 2 times, last: 5/25/15 vs CWS... **STRIKEOUTS:** 11 – 9/16/14 at BAL... **WALKS:** 5 – 2 times, last: 4/28/15 at BOS... **LONGEST OUTING:** 9.0 inn. – 2 times, last: 5/25/15 vs CWS... **WINNING STREAK:** 5 games – 2 times, last: 7/17-8/29/15... **LOSING STREAK:** 3 games – 3 times, last: 9/4-10/1/15... **SCORELESS STREAK:** 12.0 inn. – 5/16-21/14





**COLE IRVIN**  
**LEFT-HANDED PITCHER**  
 @Swirvin\_irvin19

**74**

**NON-ROSTER  
 INVITEE**

**B-T:** L-L  
**HT:** 6-4; **WT:** 219  
**OPENING DAY AGE:** 24  
**BORN:** January 31, 1994, Anaheim, CA  
**RESIDES:** Yorba Linda, CA  
**HOW OBTAINED:** Selected by Philadelphia in 5th round of June 2016 draft

**2017**

- Began the season with Clearwater (A)
- Selected as a Florida State League midseason All-Star
- Named Phillies Minor League Pitcher of the Week, 6/19-25
- Promoted to Reading (AA) on 6/28 for the remainder of the season
- Had a professional-high 10 strikeouts, 7/20 vs Erie (6.1 IP)
- Held LHH to a .148 AVG with Reading
- Posted a 3.25 ERA (29 ER, 80.1 IP) in 12 of his 13 starts with Reading; allowed 9 ER in 4.0 IP in the other start
- Pitched at least 6.0 innings in 19 of his combined 24 starts

**2016**

- Began his pro career with Williamsport (A)
- Allowed 2 ER or fewer in all 7 starts and did not allow a run in each of his 3 relief appearances
- Participated in Florida Instructional League

**PERSONAL**

Cole Rj Irvin... 2012 graduate of Servite High School (CA)... 2016 graduate of the University of Oregon... Honored as a 2013 first-team freshman All-American by Louisville Slugger, *Baseball America* and Perfect Game... Underwent Tommy John surgery prior to his sophomore 2014 season... Named first-team All-Pac-12 following his senior season in 2016... His grandfather, Roy Irvin, played basketball at the University of Southern California from 1952-54... **Hobbies:** Fly fishing, hunting, surfing, music production, ping-pong and golf... **Signed by:** Hilton Richardson.

**COLE IRVIN'S CAREER STATISTICS**

YEAR	CLUB	W-L	ERA	G	GS	CG	SHO	SV	IP	H	R	ER	HR	HB	BB	SO	WP	BK	AVG
2016	Williamsport	5-1	1.97	10	7	0	0	0	45.2	36	16	10	2	2	8	37	3	0	.209
2017	Clearwater	4-6	2.55	12	11	0	0	0	67.0	68	26	19	2	2	14	52	4	0	.265
	Reading	5-3	4.06	13	13	0	0	0	84.1	72	41	38	12	5	24	66	1	0	.228
<b>Minors Totals</b>		<b>14-10</b>	<b>3.06</b>	<b>35</b>	<b>31</b>	<b>0</b>	<b>0</b>	<b>0</b>	<b>197.0</b>	<b>176</b>	<b>83</b>	<b>67</b>	<b>16</b>	<b>9</b>	<b>46</b>	<b>155</b>	<b>8</b>	<b>0</b>	<b>.236</b>

**IRVIN'S CAREER TRANSACTIONS**

- Selected by Toronto Blue Jays in 29th round of June 2012 draft, but did not sign
- Selected by Pittsburgh Pirates in 32nd round of June 2015 draft, but did not sign
- Selected by Philadelphia in 5th round of June 2016 draft



## TOMMY JOSEPH

**FIRST BASEMAN**

🐦 @TommyJoseph

**B-T:** R-R

**HT:** 6-1; **WT:** 230

**OPENING DAY AGE:** 26

**BORN:** July 16, 1991, Phoenix, AZ

**RESIDES:** Destin, FL

**ML SERVICE:** 1 year, 143 days

**HOW OBTAINED:** Acquired from San Francisco Giants with Nate Schierholtz and Seth Rosin for Hunter Pence, 7/31/12

19

### 2017

- Made his 1st career Opening Day roster
- Had 2 walk-off hits (singles) over a 3-game span, 5/25-27
- Slugged the game-tying HR (7th inning) and had the game-ending RBI (11th inning), 5/25 vs COL
- Clubbed his 30th career HR, 6/3 vs SF, to become the 4th Phillie since 1913 with 30 or more HR in his first 162 career games, joining Hall of Famer Chuck Klein (44), Ryan Howard (43) and Don Hurst (31)
- Had a career-best 14-game hitting streak, 6/5-18 (.339 AVG, 19-56, 4 2B, HR, 7 RBI, 4 BB, .383 OBP)
- Hit game-tying HR to lead off the 9th inning, 6/28 at SEA, in a 5-4 Phillies win
- Was the 5th Phillies 1st baseman with 15 doubles and 15 HR before the All-Star break, joining Ryan Howard (2009-11, 2015), Jim Thome (2003-04), Deron Johnson (1971) and Dick Allen (1964)
- 9 of his 22 HR either tied the game or gave the Phillies a lead, which ranked 2nd for the most such HR on the club
- In 19 interleague games, hit .338 (24-71), 9 2B, 4 HR, 11 RBI, 9 BB, .413 OBP, .634 SLG %, 1.046 OPS

### 2016

- Among NL rookies, T-1st in SF (6), ranked 3rd in HR (21), 6th in RBI (47), XBH (36), total bases (159), SLG % (.505) & multi-hit games (24), 7th in hits (81) & games (107), T-7th in doubles (15), 8th in runs (47) and T-9th in AVG (.257)
- Began the season with Lehigh Valley (AAA); did not attend ML spring training as either a 40-man roster player or non-roster invitee
- Had his contract selected on 5/13 and made his ML debut that night in a start vs CIN (0-2, BB, R)
- At the time of his promotion, was ranked 1st in in the International League in AVG (.347) & OPS (.981), 2nd in SLG % (.611), 5th in XBH (13) & total bases (58), T-5th in HR (6) and T-9th in RBI (17)
- Singled for his 1st ML hit, 5/16 vs MIA (Adam Conley) and slugged his 1st ML home run, 5/17 vs MIA (Wei-Yen Chen)
- Hit his first career pinch HR, 7/8 at COL (Jake McGee)
- Went 4-for-4, 2B, HR, 3 R on 7/9 at COL, becoming the first Phillies rookie 1st baseman with 4 or more hits in a game since 2005 (Ryan Howard, 8/3/05 at SF)
- Recorded his first multi-HR game on 6/10 at WSH
- Slugged 12 HR through his first 48 games, which was at the time the fastest to start a career in Phillies history (previous record: 51 games by Darin Ruf)
- On 7/25 at MIA, became the 1st ML rookie in 2016 and first Phillies rookie since 2003 (Marlon Byrd) with a GW RBI in the 8th inning or later of a 0-0 game
- His 21 HR were tied with Scott Rolen (1997) for 2nd-most by a Phillies rookie over a span of 45 seasons (1972-2016) behind only Ryan Howard (22 in 2005)

- Overall, finished T-4th for most HR ever by a rookie in Phillies history, trailing only Willie Montanez (30 in 1971), Dick Allen (29 in 1964) and Howard
- Appeared in 5 games for Escocido in the Dominican Winter League

### 2015

- Appeared in only 45 games with Lehigh Valley
- Was placed on the DL with concussion symptoms, 5/12-8/13
- Had a 13-game rehab assignment with the Gulf Coast League Phillies (R), over which he batted .485 with 3 HR, 10 RBI

### 2014

- Began the season with Reading (AA)
- Homered in back-to-back games, 4/21-22
- Was on the DL with concussion symptoms, 4/26-5/2
- Placed back on the DL with a left wrist sprain on 5/12
- Appeared in 6 games with the GCL Phillies as part of a rehab assignment before being shut down again
- Had left wrist surgery on 8/5 and missed the remainder of the season

### 2013

- Was a non-roster invitee to spring training
- Began the season with Lehigh Valley
- Suffered a concussion on 5/4; placed on the DL on 5/7
- Activated from the DL on 6/7 and assigned to Clearwater (A)
- Played only 5 games before being placed back on the DL on 6/12
- Appeared in 1 rehab game with the GCL Phillies before being activated from the DL on 6/23
- Promoted to Reading on 7/5
- Placed on the DL again on 7/15; was shut down for the remainder of the season after continuing to experience concussion symptoms

### 2012

- Began the season with Richmond (AA)
- Hit 2 HR, 4/30 vs Bowie
- Named the starting catcher for Team USA at the All-Star Futures Game, 7/8 at Kauffman Stadium (1-1, 2B, RBI, BB, R)
- Traded to the Phillies on 7/31 and assigned to Reading
- Hit .400 (8-20), 3 2B, 2 HR, 5 RBI in his final 5 games of the season
- Was selected to the Eastern League postseason All-Star team
- Played for Peoria in the Arizona Fall League

- Was selected to the AFL Rising Stars roster
- Following the season, was named 3rd-best prospect in Phillies minor league system by *Baseball America*

## 2011

- Spent the season with San Jose (A)
- Selected to the California League postseason All-Star team
- Compiled two 11-game hitting streaks: 5/31-6/13 (.435, 2 2B, 2 HR) and 6/29-7/8 (.341, 5 2B, 4 HR, 12 RBI)
- Had back-to-back multi-HR games, 8/12-13
- Went 5-for-6, 4 RBI, 8/13 at Lancaster
- Hit .353 (6-17), 2 HR, 8 RBI in 4 playoff games
- Named SF's 2nd-best prospect by *Baseball America* after the season

## 2010

- Began his pro career with Augusta (A)
- Named to the South Atlantic League midseason All-Star team
- Made 65 starts at catcher and 9 at 1st base
- Threw out 26 of 78 (33.3%) attempted base stealers
- In his 1st pro game, went 3-for-4, HR, 5 RBI, 2 R
- Went 7-for-12 (.583) with the bases loaded
- Named SF's 10th-best prospect by *Baseball America* after the season

## PERSONAL

Thomas Richard Joseph... Married Ali Nordlander (7/12/16)... 2009 graduate of Horizon High School (AZ), where he earned 2009 All-Arizona high school honors in baseball (.494, 15 HR, 36 RBI, 37 G)... **Hobbies:** Watching movies, going to the lake, rock climbing... **Signed by:** Hugh Walker.

## TOMMY JOSEPH'S CAREER STATISTICS

YEAR	CLUB	AVG	G	AB	R	H	2B	3B	HR	RBI	SH	SF	HP	BB	SO	SB	CS	OBP	SLG	OPS	E
2010	Augusta	.236	117	436	46	103	22	1	16	68	0	3	8	26	116	0	0	.290	.401	.691	7
2011	San Jose	.270	127	514	80	139	33	2	22	95	1	7	9	29	102	1	0	.317	.471	.788	9
2012	Richmond	.260	80	304	32	79	16	0	8	38	0	5	1	25	64	0	3	.313	.391	.704	4
	Reading	.250	28	100	12	25	8	0	3	10	1	1	3	9	32	0	1	.327	.420	.747	1
2013	Lehigh Valley	.209	21	67	6	14	1	0	3	14	0	0	1	4	15	0	1	.264	.358	.622	1
	Clearwater	.095	11	42	0	4	2	0	0	1	0	0	0	0	13	0	0	.095	.143	.238	0
	GCL Phillies	.333	1	3	0	1	0	0	0	0	0	0	0	2	1	0	0	.600	.333	.933	0
	Reading	.273	3	11	0	3	1	0	0	1	0	0	0	1	1	0	0	.333	.364	.697	0
2014	Reading	.282	21	78	8	22	4	1	5	19	0	1	3	5	13	0	0	.345	.551	.896	1
	GCL Phillies	.250	6	20	1	5	1	0	0	1	0	0	2	1	5	0	0	.348	.300	.648	0
2015	Lehigh Valley	.193	45	166	9	32	9	0	3	18	2	1	3	3	33	0	0	.220	.301	.521	3
	GCL Phillies	.485	13	33	6	16	3	0	3	10	0	0	1	7	0	0	0	.585	.848	1.433	2
2016	Lehigh Valley	.347	27	95	11	33	7	0	6	17	0	1	0	4	12	0	1	.370	.611	.981	4
	PHILLIES	.257	107	315	47	81	15	0	21	47	0	6	4	22	75	1	1	.308	.505	.813	7
2017	PHILLIES	.240	142	495	51	119	27	1	22	69	0	3	2	33	129	1	0	.289	.432	.721	8
<b>Minors Totals</b>		<b>.255</b>	<b>500</b>	<b>1869</b>	<b>211</b>	<b>476</b>	<b>107</b>	<b>4</b>	<b>69</b>	<b>292</b>	<b>4</b>	<b>19</b>	<b>31</b>	<b>116</b>	<b>407</b>	<b>1</b>	<b>6</b>	<b>.306</b>	<b>.427</b>	<b>.733</b>	<b>32</b>
<b>ML Totals</b>		<b>.247</b>	<b>249</b>	<b>810</b>	<b>98</b>	<b>200</b>	<b>42</b>	<b>1</b>	<b>43</b>	<b>116</b>	<b>0</b>	<b>9</b>	<b>6</b>	<b>55</b>	<b>204</b>	<b>2</b>	<b>1</b>	<b>.297</b>	<b>.460</b>	<b>.757</b>	<b>15</b>

## JOSEPH'S CAREER TRANSACTIONS

- Selected by San Francisco Giants in 2nd round of June 2009 draft
- Traded to Philadelphia with Nate Schierholtz (of) and Seth Rosin (rhp) for Hunter Pence (of), July 31, 2012

## JOSEPH'S CAREER FIELDING

POSITION	PCT	G	PO	A	E	TC	DP
First base	.991	227	1560	94	15	1669	168

## JOSEPH'S GAME HIGHS

**HITS:** 4 – 7/9/16 at COL... **RUNS:** 3 – 2 times, last: 9/14/16 vs PIT... **DOUBLES:** 2 – 7/26/17 vs HOU... **TRIPLES:** 1... **HOME RUNS:** 2 – 6/10/16 at WSH... **RBI:** 4 – 2 times, last: 7/1/17 at NYM... **WALKS:** 3 – 2 times, last: 5/9/17 vs SEA... **STOLEN BASES:** 1... **HITTING STREAK:** 14 games – 6/5-18/17

## JOSEPH'S NOTABLE HOMERS

**GRAND SLAMS:** None... **INSIDE-THE-PARK HR:** None... **LEADOFF HR:** None... **PINCH HR:** 1 – 7/8/16 at COL (Jake McGee)... **WALK-OFF HR:** None



## FRANKLYN KILOMÉ

### RIGHT-HANDED PITCHER

66

**B-T:** R-R  
**HT:** 6-6; **WT:** 230  
**OPENING DAY AGE:** 22  
**BORN:** June 25, 1995, La Romana, DR  
**RESIDES:** La Romana, DR  
**HOW OBTAINED:** Signed by Phillies as an amateur free agent, 1/22/13

#### 2017

- Began the season with Clearwater (A)
- Posted a 1.92 ERA over his final 12 starts with Clearwater (14 ER, 65.2 IP)
- Was promoted to Reading (AA) on 8/5
- Allowed 4 ER in 21.0 innings over a 3-start span, 8/16-26 (1.71 ERA)
- Following the season, was named the 10th-best prospect in the Phillies minor league system by *Baseball America*
- Made 6 starts for Escogido in the Dominican Winter League

#### 2016

- Spent the entire season with Lakewood (A)
- Posted the best SO/9.0 IP ratio among South Atlantic League starters (10.20) and T-9th overall in SO (130)
- Recorded a 2.74 ERA (32 ER, 105.0 IP) in his final 20 starts after allowing 17 ER in his first 9.2 IP
- Allowed 3 ER or fewer in 17 straight starts, 5/2-8/16
- Struck out 9 batters or more 5 times, including a professional-high 11 SO, 8/9 at Delmarva

- Following the season, was named the 7th-best prospect in the Phillies minor league system by *Baseball America*
- Participated in Florida Instructional League

#### 2015

- Spent the entire season with Williamsport (A)
- Did not allow an ER in 4 of his first 7 starts
- Held RHH to a .212 AVG
- Following the season, was named the 8th-best prospect in the Phillies minor league system by *Baseball America*
- Participated in FIL

#### 2014

- Began his pro career with Gulf Coast League Phillies (R)
- Named Phillies Minor League Pitcher of the Week, 7/21-27
- Following the season, was named the 10th-best prospect in the Phillies minor league system by *Baseball America*
- Participated in FIL

#### PERSONAL

Franklyn Kilomé (pronounced FRANK-lin KILL-oh-may)...  
**Hobby:** Playing PS4... **Signed by:** Koby Pérez.

### FRANKLYN KILOMÉ'S CAREER STATISTICS

YEAR	CLUB	W-L	ERA	G	GS	CG	SHO	SV	IP	H	R	ER	HR	HB	BB	SO	WP	BK	AVG
2014	GCL Phillies	3-1	3.12	11	8	0	0	0	40.1	36	17	14	2	1	11	25	5	1	.235
2015	Williamsport	3-2	3.28	11	11	0	0	0	49.1	41	21	18	1	7	21	36	4	1	.230
2016	Lakewood	5-8	3.85	23	23	0	0	0	114.2	113	55	49	6	6	50	130	9	1	.259
2017	Clearwater	6-4	2.59	19	19	0	0	0	97.1	96	33	28	5	4	37	83	14	0	.264
	Reading	1-3	3.64	5	5	0	0	0	29.2	25	15	12	2	0	15	20	3	0	.238
<b>Minors Totals</b>		<b>18-18</b>	<b>3.29</b>	<b>69</b>	<b>66</b>	<b>0</b>	<b>0</b>	<b>0</b>	<b>331.1</b>	<b>311</b>	<b>141</b>	<b>121</b>	<b>16</b>	<b>18</b>	<b>134</b>	<b>294</b>	<b>35</b>	<b>3</b>	<b>.252</b>

### KILOMÉ'S CAREER TRANSACTIONS

- Signed by Philadelphia as an amateur free agent, January 22, 2013



# SCOTT KINGERY

**SECOND BASEMAN**

**@ScottyJetpax25**



**NON-ROSTER  
INVITEE**

**B-T:** R-R

**HT:** 5-10; **WT:** 176

**OPENING DAY AGE:** 23

**BORN:** April 29, 1994, Phoenix, AZ

**RESIDES:** Tampa, FL

**HOW OBTAINED:** Selected by Phillies in 2nd round of June 2015 draft

## 2017

- Won the Paul Owens Award as the best player in the Phillies minor league system
- Won the minor league Rawlings Gold Glove Award for 2nd base
- Among all minor league players, ranked 4th in total bases (288), T-4th in runs (103) and T-9th in XBH (63)
- Was the only player at the major or minor league level to have 25 HR and 25 SB
- Was a non-roster invitee to ML spring training
- Began the season with Reading (AA)
- Did not make an error through his first 35 games of the season, 4/7-5/19, or in his final 47 games (including playoffs), 7/17-9/4
- Was named Phillies Minor League Defender of the Month in April, and again in August
- Named Eastern League Player of the Month and Phillies Minor League Hitter of the Month for May (.325, 7 2B, 3 3B, 3 HR, 10 RBI)
- Was promoted to Lehigh Valley (AAA) on 6/26
- At the time of his promotion, led the EL in runs (62) & SLG % (.608), T-1st in HR (18), ranked 2nd in SB (19) and 7th in AVG (.313)
- Played for Team USA in the All-Star Futures Game (0-1), 7/9 at Marlins Park
- Had a 16-game hitting streak, 7/14-30 (.314, 2 2B, 3B, HR, 7 RBI)
- Led the International League and set a Lehigh Valley record with a 23-game hitting streak, 8/2-25 (.320, 6 2B, 2 3B, 3 HR, 5 RBI)
- Became the 1st player in Lehigh Valley history to lead off the game with an inside-the-park HR, 8/19 at Charlotte
- Had the first 3 multi-HR games of his professional career
- Combined, batted .304 (165-543), 29 2B, 8 3B, 26 HR, 65 RBI, 41 BB, 29 SB, .359 OBP, .889 OPS in 132 games between both levels

- Following the season, was named by *Baseball America* as the 3rd-best prospect in the Phillies minor league system, 31st-best prospect in baseball and top 2nd base prospect

## 2016

- Began the season with Clearwater (A)
- Led all Phillies minor leaguers in hits (149) and at-bats (531)
- Selected as a Florida State League midseason and postseason All-Star
- Named Phillies Minor League Defender of the Month for April
- Selected as Phillies Minor League Player of the Week twice: 5/23-29 and 7/11-17
- Had a 10-game hitting streak, 6/16-28
- Batted .383 (41-107) vs LHP with Clearwater
- Promoted to Reading on 7/25
- T-1st in the FSL in doubles, despite not playing there after 7/23; also finished 5th in the FSL in AVG (.293), T-6th in SB (26) and 10th in OBP (.360)
- Played for Scottsdale in the Arizona Fall League; was named an AFL Rising Star
- Following the season, was named the 9th-best prospect in the Phillies minor league system by *Baseball America*

## 2015

- Began his pro career with Lakewood (A)
- Batted .333 (39-117) with 6 2B, 3 HR, 21 RBI with runners on base
- Made only 4 errors in 281 TC (.986 fielding %)
- Participated in Florida Instructional League

## PERSONAL

Scott M. Kingery (pronounced KING-urr-ee)... 2012 graduate of Mountain Pointe High School (AZ)... Attended the University of Arizona... 2015 Pac-12 Player of the Year... Named a 2015 First-Team All-American by *Baseball America*... Played in the 2006 Little League World Series... **Hobbies:** Reading, movies and hiking... **Signed by:** Brad Holland.

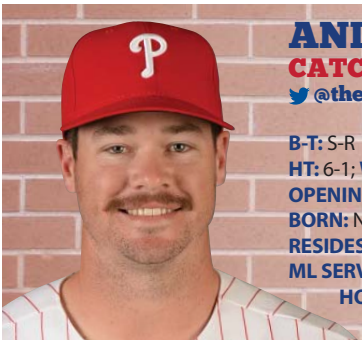
## SCOTT KINGERY'S CAREER STATISTICS

YEAR	CLUB	AVG	G	AB	R	H	2B	3B	HR	RBI	SH	SF	HP	BB	SO	SB	CS	OBP	SLG	OPS	E
2015	Lakewood	.250	66	252	43	63	9	2	3	21	2	3	7	18	43	11	1	.314	.337	.651	4
2016	Clearwater	.293	94	375	60	110	#29	3	3	28	3	2	7	33	54	26	5	.360	.411	.771	10
	Reading	.250	37	156	16	39	7	0	2	18	1	3	1	5	36	4	2	.273	.333	.606	1
2017	Reading	.313	69	278	62	87	18	5	18	44	3	4	4	28	51	19	3	.379	.608	.987	3
	Lehigh Valley	.294	63	265	41	78	11	3	8	21	1	2	5	13	58	10	2	.337	.449	.786	3
<b>Minors Totals</b>		<b>.284</b>	<b>329</b>	<b>1326</b>	<b>222</b>	<b>377</b>	<b>74</b>	<b>13</b>	<b>34</b>	<b>132</b>	<b>10</b>	<b>14</b>	<b>24</b>	<b>97</b>	<b>242</b>	<b>70</b>	<b>13</b>	<b>.341</b>	<b>.437</b>	<b>.778</b>	<b>21</b>

# Tied for league lead

## KINGERY'S CAREER TRANSACTIONS

- Selected by Philadelphia in 2nd round of June 2015 draft



## ANDREW KNAPP

**CATCHER**

**@theknappyboy5**

**B-T:** S-R

**HT:** 6-1; **WT:** 204

**OPENING DAY AGE:** 26

**BORN:** November 9, 1991, Roseville, CA

**RESIDES:** Clearwater, FL

**ML SERVICE:** 1 year

**HOW OBTAINED:** Selected by Phillies in 2nd round of June 2013 draft

15

### 2017

- Made his first Opening Day roster
- Made his ML debut, 4/6 at CIN, in a start at catcher
- Started 51 games, all at catcher; made 1 appearance at 1st base, 7/24 vs HOU
- Ranked 9th among NL rookies in walks (31)
- Doubled for his 1st ML hit, 4/9 vs WSH (Stephen Strasburg)
- Collected his 1st ML RBI, 4/20 at NYM
- Slugged his 1st ML HR, 4/29 at LAD (Chris Hatcher)
- Made his 1st error on 6/28 at SEA, his 31st ML game
- Was the first Phillies catcher to begin his ML career with a 30-game errorless streak since Joe Lonnett's 61-game streak from 4/22/56-9/13/57
- Exited the game on 8/3 at LAA with a bruised right hand
- Placed on the 10-day DL with a right hand contusion on 8/7 (retroactive to 8/4); reinstated on 9/12
- Threw out 13.2% (5-38) of potential base stealers

### 2016

- Spent the season with Lehigh Valley (AAA)
- Named to the International League midseason All-Star team (1-2, HR); slugged the go-ahead/game-winning HR in the 4th inning
- Caught 18 of 48 attempted base stealers (37.5%)
- Hit a walk-off double, 5/19 vs Toledo, in the 15th inning after entering the game in the 12th inning as a pinch-runner
- Had a season-best 10-game hitting streak, 5/31-6/11 (.366, 15-41, 2 2B, BB, 6 R)
- Played 1st base in one game, 7/3 vs Charleston (started the game at DH)
- Appeared in 3 IL playoff games
- Played for Cibaenas in the Dominican Winter League

### 2015

- Recipient of the Paul Owens Award, given annually to the best player in the Phillies minor league system
- Set professional highs in AVG (.308), 2B (35), HR (13), RBI (84), runs (77) and walks (51)
- Selected as a Florida State League midseason All-Star
- Began the season with Clearwater (A)
- Named FSL Player of the Week, 4/27-5/3
- Promoted to Reading (AA) on 6/25

- Batted .401 (65-162) through his first 42 games with Reading
- Had six straight multi-hit games, 7/31-8/6, and 10 out of 11 games, 7/31-8/13
- Named Phillies Minor League Player of the Week, 7/27-8/2 and 8/3-9, and Eastern League Player of the Week, 8/3-9
- Selected as the EL and Phillies Minor League Player of the Month for August (.404, 8 HR, 28 RBI, 9 2B, 1.277 OPS)
- Had a 17-game hitting streak, 6/26-7/21 (.348, 21 RBI) and a 16-game hitting streak, 7/31-8/18 (.540, 5 HR, 20 RBI)
- Hit safely in 46 of 55 games with Reading, including 24 multi-hit games
- Played for Glendale in the Arizona Fall League and was named to AFL All-Star Team
- Following the season, was named the 4th-best prospect in the Phillies minor league system by *Baseball America*

### 2014

- Began the season with Clearwater and played in 23 games before being transferred to Lakewood (A) on 6/2
- Hit safely in 55 of 75 games with Lakewood, including 15 straight, 6/26-7/11
- Participated in Florida Instructional League

### 2013

- Began pro career with Williamsport (A)
- T-1st in the New York-Penn League in doubles (20)
- Named Phillies Minor League Player of the Week, 8/26-9/1
- Hit his 1st professional HR, 7/26 vs Jamestown
- Participated in FIL
- Had ulnar collateral ligament reconstruction surgery ("Tommy John") on his right elbow, 10/4 (Dr. Ken A. Kizuki)

### PERSONAL

Andrew Michael Knapp (pronounced nap)... Engaged to Hannah Hughes... 2010 graduate of Granite Bay High School (CA), where he played baseball and football... Named 2009 Sierra Foothill League MVP in baseball following his junior season... Attended the University of California, Berkeley... His father, Mike, was drafted by the California Angels in 1986 and played 11 years in the minor leagues and his brother, Aaron, currently plays in the Marlins minor league system...

**Hobbies:** Golfing, fishing and going to concerts... **Signed by:** Joey Davis.

## ANDREW KNAPP'S CAREER STATISTICS

YEAR	CLUB	AVG	G	AB	R	H	2B	3B	HR	RBI	SH	SF	HP	BB	SO	SB	CS	OBP	SLG	OPS	E
2013	Williamsport	.253	62	217	30	55	#20	0	4	23	0	1	7	22	57	7	5	.340	.401	.741	4
2014	Clearwater	.157	23	83	7	13	1	0	1	7	0	0	2	5	26	1	0	.222	.205	.427	0
	Lakewood	.290	75	283	39	82	19	4	5	25	0	2	2	27	71	3	3	.354	.438	.792	5
2015	Clearwater	.262	63	244	38	64	14	3	2	28	0	1	7	29	63	0	1	.356	.369	.725	6
	Reading	.360	55	214	39	77	21	2	11	56	0	3	2	22	43	1	0	.419	.631	1.050	1
2016	Lehigh Valley	.266	107	403	55	107	24	1	8	46	0	1	2	37	107	2	2	.330	.390	.720	7
2017	PHILLIES	.257	56	171	26	44	8	1	3	13	0	2	0	31	56	1	0	.368	.368	.736	4
<b>Minors Totals</b>		<b>.276</b>	<b>385</b>	<b>1444</b>	<b>208</b>	<b>398</b>	<b>99</b>	<b>10</b>	<b>31</b>	<b>185</b>	<b>0</b>	<b>8</b>	<b>22</b>	<b>142</b>	<b>367</b>	<b>14</b>	<b>11</b>	<b>.348</b>	<b>.422</b>	<b>.770</b>	<b>23</b>
<b>ML</b>	<b>Totals</b>	<b>.257</b>	<b>56</b>	<b>171</b>	<b>26</b>	<b>44</b>	<b>8</b>	<b>1</b>	<b>3</b>	<b>13</b>	<b>0</b>	<b>2</b>	<b>0</b>	<b>31</b>	<b>56</b>	<b>1</b>	<b>0</b>	<b>.368</b>	<b>.368</b>	<b>.736</b>	<b>4</b>

# Tied for league lead

## KNAPP'S CAREER TRANSACTIONS

- Selected by Oakland Athletics in 41st round of June 2010 draft, but did not sign
- Selected by Philadelphia in 2nd round of June 2013 draft
- On disabled list with a right hand contusion, August 4-September 11, 2017

## KNAPP'S CAREER FIELDING

POSITION	PCT	G	PO	A	E	TC	DP	PB
Catcher	.991	53	408	22	4	434	4	3
First base	---	1	0	0	0	0	0	0

## KNAPP'S GAME HIGHS

**HITS:** 3 – 4/29/17 at LAD... **RUNS:** 2 – 4 times, last: 7/19/17 at MIA... **DOUBLES:** 1... **TRIPLES:** 1... **HOME RUNS:** 1... **RBI:** 3 – 5/28/17 vs CIN... **WALKS:** 3 – 7/4/17 vs PIT... **STOLEN BASES:** 1... **HITTING STREAK:** 6 games – 5/23-6/5/17





# BRANDON LEIBRANDT

## LEFT-HANDED PITCHER



**NON-ROSTER  
INVITEE**

**B-T:** L-L  
**HT:** 6-4; **WT:** 195  
**OPENING DAY AGE:** 25  
**BORN:** December 13, 1992, Alpharetta, GA  
**RESIDES:** Alpharetta, GA  
**HOW OBTAINED:** Selected by Phillies in 6th round of June 2014 draft

2018 PHILLIES

### 2017

- Began the season with Reading (AA)
- Went 3-0, 1.40 ERA (4 ER, 25.2 IP) over 4 starts in June
- Promoted to Lehigh Valley (AAA) on 6/26 before being transferred back to Reading on 7/25 and finally back to Lehigh Valley on 7/27
- Went 4-0, 1.29 ERA (4 ER, 28.0 IP) over 5 July starts with Lehigh Valley
- Combined to go 11-5, 3.62 ERA (55 ER, 136.2 IP) in 25 starts between both levels

### 2016

- Began the season on the DL while recovering from left labrum surgery
- Reinstated on 7/30 and assigned to Clearwater (A) following a rehab assignment with Gulf Coast League Phillies (R)
- Had a 19.0-inning scoreless streak, 8/11-9/4

### 2015

- Spent the majority of the season with Clearwater
- Named a Florida State League midseason All-Star
- Named Phillies Minor League Pitcher of the Month for April (1-1, 4 GS, 1.80 ERA, 19 SO, 4 BB)

- Was twice named Phillies Minor League Pitcher of the Week: 4/20-26 and 5/18-24
- Was on the DL, 6/6-7/6 (left shoulder strain); made 2 rehab appearances with GCL Phillies
- Tossed his first professional CG, 5/18 at Brevard County (9.0 IP, 5 H, 1 ER, 0 BB, 5 SO)

### 2014

- Began his pro career with GCL Phillies
- Selected as Phillies Minor League Pitcher of the Month for July (2-1, 1.42 ERA, 6 G, 5 GS, 36 SO, 6 BB, .135 OPP AVG)
- Promoted to Williamsport (A) on 7/14
- Had a 21.0-inning scoreless streak, 7/17-8/4
- Posted a 6.70 SO/BB ratio (67 SO, 10 BB) in 60.2 combined innings between the two levels
- Participated in Florida Instructional League

### PERSONAL

Brandon Charles Leibrandt (pronounced LEE-brant)... Attended Marist High School (GA)... Attended Florida State University... Named a 2012 Freshman All-American and was selected to the Academic Honor Roll in 2012 and 2013... Son of former major league pitcher Charlie Leibrandt... **Hobby:** Golf... **Signed by:** Aaron Jersild.

## BRANDON LEIBRANDT'S CAREER STATISTICS

YEAR	CLUB	W-L	ERA	G	GS	CG	SHO	SV	IP	H	R	ER	HR	HB	BB	SO	WP	BK	AVG
2014	GCL Phillies	1-2	4.12	5	3	0	0	1	19.2	20	10	9	1	0	2	22	3	0	.274
	Williamsport	2-3	2.20	7	7	0	0	0	41.0	29	10	10	1	0	8	45	0	0	.203
2015	Clearwater	7-3	3.11	17	17	1	0	0	101.1	83	36	35	6	5	21	67	3	3	.227
	GCL Phillies	0-0	0.00	2	1	0	0	0	7.0	4	0	0	0	0	0	8	0	0	.160
2016	GCL Phillies	0-0	2.30	4	4	0	0	0	15.2	14	5	4	1	1	4	13	0	0	.246
	Clearwater	4-1	2.25	6	6	0	0	0	28.0	21	7	7	1	0	10	21	2	0	.216
2017	Reading	6-2	3.34	13	13	0	0	0	72.2	77	29	27	4	0	23	52	3	1	.284
	Lehigh Valley	5-3	3.94	12	12	0	0	0	64.0	59	29	28	8	1	24	53	0	0	.244
<b>Minors Totals</b>		<b>25-14</b>	<b>3.09</b>	<b>66</b>	<b>63</b>	<b>1</b>	<b>0</b>	<b>1</b>	<b>349.1</b>	<b>307</b>	<b>126</b>	<b>120</b>	<b>22</b>	<b>7</b>	<b>92</b>	<b>281</b>	<b>11</b>	<b>4</b>	<b>.241</b>

## LEIBRANDT'S CAREER TRANSACTIONS

- Selected by Tampa Bay in 48th round of June 2011 draft, but did not sign
- Selected by Philadelphia in 6th round of June 2014 draft





## MARK LEITER JR.

**RIGHT-HANDED PITCHER**

**@Leiter\_Jr**

**B-T:** R-R

**HT:** 6-0; **WT:** 212

**OPENING DAY AGE:** 27

**BORN:** March 13, 1991, Ft. Lauderdale, FL

**RESIDES:** Lanoka Harbor, NJ

**ML SERVICE:** 136 days

**HOW OBTAINED:** Selected by Phillies in 22nd round of June 2013 draft

31

### 2017

- Finished 9th among NL rookies in OPP AVG (.254) & SO/BB (2.71) and 10th in SO (84)
- Began the season with Lehigh Valley (AAA)
- Struck out 8 batters in 2.2 innings, 4/12 at Scranton/Wilkes-Barre
- Had his contract selected on 4/18, his first of 3 stints with the club
- Made his ML debut on 4/28 at LAD; he and his father, Mark (1997-98), became 2nd father-son duo ever to play for the Phillies (Ruben Amaro Sr., 1960-64, and Ruben Amaro Jr., 1992-93, 96-98)
- Did not allow more than 1 hit in any of his first 10 career outings (.113 AVG, 6-53)
- Made his first career start, 6/23 at ARI; he and his father became the 14th father-son combo to start for the same ML team
- Tossed 6.0 shutout innings (3 H, 5 SO) in his first start
- His consecutive appearances on 8/5 at COL (4.1 IP) and 8/10 vs NYM (5.0 IP) were the two longest by a Phillies reliever since Tyler Cloyd (5.0 IP) on 8/24/13
- His 9 SO on 8/5 were a career high, and most by any Phillies reliever since 5/3/70 at SF (Lowell Palmer, 10 SO)
- Became the first Phillies reliever and 9th in MLB since the current mound distance was established in 1893 to have consecutive appearances with at least 7 SO (9 on 8/5 and 7 on 8/10)
- Tied a career high with 9 SO on 9/21 vs LAD, becoming the first Phillies pitcher with 9 SO in both a start and relief appearance in a season since 1959 (Gene Conley)
- Had a 1.87 ERA (7 ER, 33.2 IP) in his first 9 home games and 3.06 ERA (17 ER, 50.0 IP) overall at Citizens Bank Park
- Posted a 5.19 ERA (35 ER, 60.2 IP) in 11 starts and a 4.50 ERA (15 ER, 30.0 IP) in 16 relief appearances

### 2016

- Was on the DL to begin the season recovering from right rotator cuff surgery
- Reinstated on 5/9 and assigned to Reading (AA)
- Allowed 3 ER or fewer in 14 of his 17 starts
- Posted a 2.39 ERA (7 ER, 26.1 IP) in 6 games (4 starts) during July
- Surrendered only 2 ER (1.15 ERA) and held opponents to a .143 AVG (7-49) in 15.1 relief innings
- In his final 12 games (10 starts), posted a 3.19 ERA (20 ER, 57.1 IP) with 61 SO

### 2015

- Began the season with Clearwater (A)
- Selected as a Florida State League midseason All-Star
- Led the Phillies minor league system in SO for the 2nd straight year (121)
- In his first 11 games (5 starts), went 3-1 with a 1.48 ERA (8 ER, 48.2 IP), 49 SO, 1 SV
- Promoted to Reading on 6/15
- On temporary inactive list, 7/10-19
- Transferred to Clearwater, 8/6, where he posted a 3.00 ERA over his final four starts (9 ER, 27.0 IP)

### 2014

- Led the Phillies minor league system in SO (141)
- T-2nd in the Florida State League in SHO (1) and T-5th in CG (1)
- Began the season with Lakewood (A)
- Went 3-1, 1.97 ERA (7 ER, 32.0 IP) in 5 April starts
- Was named Phillies Minor League Player of the Week twice: 4/21-27 and 7/14-20
- Promoted to Clearwater on 6/25
- Tossed his 1st professional SHO, 7/20 vs Charlotte (9.0 IP, 5 H, 0 BB, 8 SO)
- Had a professional-high 10 SO, 8/14 at Dunedin

### 2013

- Began pro career with Gulf Coast League Phillies (R)
- Was named Phillies Minor League Pitcher of the Month for August and Phillies Minor League Pitcher of the Week, 8/19-25
- Posted a 1.57 ERA (4 ER, 23.0 IP) while averaging 10.17 SO/9.0 IP in 11 games with the GCL Phillies
- Shuttled between the GCL Phillies and Clearwater before being transferred to Lakewood on 8/18 for the remainder of the season
- Went 3-0 with a 0.43 ERA (1 ER, 21.0 IP) in 4 starts between Lakewood and Clearwater

### PERSONAL

Mark Leiter Jr. (pronounced LIE-turr)... Married Megan Gulla (12/12/15)... 2013 graduate of New Jersey Institute of Technology... Son of former Phillies pitcher Mark Leiter and nephew of former major leaguer Al Leiter... **Hobbies:** Spending time with family and his German shepherd, playing video games and watching Philadelphia Eagles football...

**Signed by:** Paul Murphy.

## MARK LEITER JR.'S CAREER STATISTICS

YEAR	CLUB	W-L	ERA	G	GS	CG	SHO	SV	IP	H	R	ER	HR	HB	BB	SO	WP	BK	AVG
2013	GCL Phillies	1-0	1.57	11	0	0	0	0	23.0	17	4	4	0	1	7	26	3	0	.207
	Clearwater	1-0	3.00	2	1	0	0	0	6.0	6	3	2	1	0	1	4	0	0	.261
	Lakewood	2-0	0.00	3	3	0	0	0	16.0	11	0	0	0	0	5	20	0	0	.193
2014	Lakewood	5-7	4.38	16	16	0	0	0	84.1	91	48	41	5	5	22	85	4	0	.275
	Clearwater	4-5	4.31	11	11	1	1	0	64.2	69	34	31	5	4	15	56	3	0	.273
2015	Clearwater	6-1	2.26	19	13	1	0	1	95.2	79	28	24	4	6	23	83	5	0	.224
	Reading	2-6	4.79	8	8	1	0	0	47.0	56	26	25	3	3	11	38	0	0	.303
2016	Reading	6-3	3.39	23	17	0	0	1	103.2	91	45	39	9	6	30	94	7	0	.240
2017	Lehigh Valley	2-1	4.20	7	5	0	0	0	30.0	27	15	14	5	1	6	38	2	0	.233
	PHILLIES	3-6	4.96	27	11	0	0	0	90.2	90	59	50	18	7	31	84	3	0	.254
<b>Minors Totals</b>		<b>29-23</b>	<b>3.44</b>	<b>100</b>	<b>74</b>	<b>3</b>	<b>1</b>	<b>2</b>	<b>470.1</b>	<b>447</b>	<b>203</b>	<b>180</b>	<b>32</b>	<b>26</b>	<b>120</b>	<b>444</b>	<b>24</b>	<b>0</b>	<b>.251</b>
<b>ML</b>	<b>Totals</b>	<b>3-6</b>	<b>4.96</b>	<b>27</b>	<b>11</b>	<b>0</b>	<b>0</b>	<b>0</b>	<b>90.2</b>	<b>90</b>	<b>59</b>	<b>50</b>	<b>18</b>	<b>7</b>	<b>31</b>	<b>84</b>	<b>3</b>	<b>0</b>	<b>.254</b>

2018 PHILLIES

## LEITER JR.'S MAJOR LEAGUE HITTING TOTALS

	AVG	AB	R	H	2B	3B	HR	RBI	SH	SF	HP	BB	SO	SB	CS	E
<b>2017/Career</b>	.080	25	0	2	0	0	0	0	1	0	0	0	12	0	0	0

## LEITER JR.'S CAREER TRANSACTIONS

- Selected by Philadelphia in 22nd round of June 2013 draft

## LEITER JR.'S CAREER FIELDING

POSITION	PCT	G	PO	A	E	TC	DP
Pitcher	1.000	27	10	8	0	18	0

## LEITER JR.'S GAME HIGHS

**STRIKEOUTS:** 9 – 2 times, last: 9/15/17 vs OAK... **WALKS:** 3 – 3 times, last: 9/27/17 vs WSH... **LONGEST OUTING:** 7.0 inn. – 8/23/17 vs MIA... **WINNING STREAK:** N/A... **LOSING STREAK:** 3 games – 7/4-8/15/17... **SCORELESS STREAK:** 8.1 inn. – 6/2-23/17





## BEN LIVELY

### RIGHT-HANDED PITCHER

🐦 @BenLively19

**B-T:** R-R

**HT:** 6-4; **WT:** 240

**OPENING DAY AGE:** 26

**BORN:** March 5, 1992, Pensacola, FL

**RESIDES:** Gulf Breeze, FL

**ML SERVICE:** 83 days

**HOW OBTAINED:** Acquired from Cincinnati Reds for Marlon Byrd and cash considerations, 12/31/14

49

#### 2017

- Was T-6th among all ML rookies in quality starts (10, 5th in NL) despite starting at least 5 fewer games than all ahead of him
- Began the season with Lehigh Valley (AAA) and was shuttled between there and Philadelphia all season (4 stints with PHI)
- Made his ML debut on 6/3 vs SF (W, 7.0 IP, 4 H, R, ER, 3 BB, HB)
- Was the first Phillies pitcher with at least 7.0 IP and a hit at the plate in his debut since 1972 (Dave Downs)
- Tossed 7.0 innings and allowed 3 runs or fewer in each of his first 3 career starts, becoming the first Phillie to do so since 1969 (Bill Champion)
- Yielded only 4 HR in his first 8 starts (48.2 IP), including a 17.1-inning homerless streak, 6/30-8/26
- Hit his first career HR, 6/24 at ARI, becoming the first Phillies pitcher to homer since 5/10/15 (Chad Billingsley) and the first Phillies rookie pitcher to homer since 8/23/95 (Tyler Green)
- Homed again, 9/5 at NYM, becoming the first Phillies pitcher to hit 2 HR in a season since 2011 (Cliff Lee), and the first with a HR and 4 RBI in a game since 6/2/02 (Robert Person)
- Was the first Phillies pitcher since 1993 with 3 multi-RBI games in a season (Tommy Greene)
- His 8 RBI were the most by a Phillies pitcher since 2004 (Randy Wolf, 8) and he did so in 10 fewer games
- Tossed his first career CG (8.0 IP) on 9/10 at WSH, the only one by a Phillie in 2017

#### 2016

- Received the Paul Owens Award as the best pitcher in the Phillies minor league system
- Led all minor league pitchers in wins (18), was T-2nd in starts (28) and T-4th in innings (170.2)
- His 18 wins were most by any minor league pitcher since 2008 (Jhoulys Chacin)
- Went a combined 18-5, 2.69 ERA (51 ER, 170.2 IP), 0.94 WHIP (42 BB, 118 H) and 139 SO in 28 starts between Reading (AA) and Lehigh Valley
- Began the season with Reading
- Won Phillies Minor League Pitcher of the Month for April (5 GS, 3-0, 1.55 ERA, 5 ER, 29.0 IP, 30 SO, 6 BB)
- Named Phillies Minor League Pitcher of the Week on 4 occasions: 4/18-24, 5/9-15, 6/6-12 and 8/29-9/5
- Won 5 consecutive starts, 4/29-5/22, before being promoted to Lehigh Valley on 5/26
- Led the International League in WHIP (0.93) & OPP AVG (.196), T-1st in wins (11) and finished 2nd in ERA (3.06)

- Pitched his first professional SHO, 6/6 at Gwinnett (6.0 IP, 2 H, 3 BB, 6 SO)
- In 6 August starts, went 5-1, 1.93 ERA (8 ER, 37.1 IP)
- Did not allow a hit or walk and had 10 SO in 6.0 innings in his final start of the regular season
- Started Game 1 of the Governor's Cup semifinals, 9/7 vs Scranton/Wilkes-Barre (2 ER, 7.2 IP)

#### 2015

- Spent the entire season with Reading
- Named Phillies Minor League Pitcher of the Week and Eastern League Pitcher of the Week, 4/27-5/4
- T-1st among Phillies minor leaguers in starts and T-2nd in innings
- Ranked 8th in the EL in strikeouts
- Was on the 7-day DL, 8/12-26 (right shoulder strain)

#### 2014

- Named CIN's Minor League Player of the Year (13-7, 3.04 ERA)
- Led all CIN minor leaguers and was T-2nd in Minor League Baseball in SO (171)
- Began the season with Bakersfield (A)
- Was named a California League midseason All-Star
- Twice named CL Pitcher of the Week: 4/15-21 and 4/22-28
- Had a 30.0-inning scoreless streak, 4/6-5/2
- Went 5-0, 0.31 ERA (1 ER, 29.0 IP) while posting a 40.00 SO/BB ratio (40 SO, 1 BB) over 5 starts in April
- Held RHH to a .167 AVG (28-168)
- Had back-to-back 10-SO games, 4/16 & 4/22
- Promoted to Pensacola (AA) on 6/18 for remainder of season where he allowed 3 ER or fewer in 11 of his 13 starts
- Hit his first professional HR on 8/19 at Jacksonville
- Following the season, was named the 6th-best prospect in the Phillies minor league system by *Baseball America*

#### 2013

- Made his pro debut with Billings (R)
- Named a Pioneer League All-Star and Pitcher of the Week, 8/12-19
- Transferred to Dayton (A) on 8/27 and made 1 start
- Following the season, was named the 9th-best prospect in CIN's minor league system by *Baseball America*

#### PERSONAL

Edward Bennett Lively... 2010 graduate of Gulf Breeze High School (FL), where he played baseball, football and basketball... Attended the University of Central Florida...

**Signed by:** Greg Zunino.

## BEN LIVELY'S CAREER STATISTICS

YEAR	CLUB	W-L	ERA	G	GS	CG	SHO	SV	IP	H	R	ER	HR	HB	BB	SO	WP	BK	AVG
2013	Billings	0-3	0.73	12	12	0	0	0	37.0	21	7	3	0	1	12	49	0	0	.163
	Dayton	0-1	2.25	1	1	0	0	0	4.0	2	2	1	0	0	1	7	1	0	.143
2014	Bakersfield	10-1	2.28	13	13	0	0	0	79.0	57	20	20	6	1	16	95	0	0	.201
	Pensacola	3-6	3.88	13	13	0	0	0	72.0	60	32	31	7	4	36	76	2	1	.232
2015	Reading	8-7	4.13	25	25	1	0	0	143.2	160	69	66	14	7	45	111	2	0	.290
2016	Reading	7-0	1.87	9	9	0	0	0	53.0	35	11	11	1	0	15	49	0	0	.185
	Lehigh Valley	#11-5	3.06	19	19	1	1	0	117.2	83	45	40	10	3	27	90	0	1	*.196
2017	Lehigh Valley	7-5	3.15	16	16	1	0	0	97.0	91	39	34	3	4	22	82	1	1	.243
	PHILLIES	4-7	4.26	15	15	1	0	0	88.2	90	45	42	13	8	24	52	1	1	.269
<b>Minors Totals</b>		<b>46-28</b>	<b>3.07</b>	<b>108</b>	<b>108</b>	<b>3</b>	<b>1</b>	<b>0</b>	<b>603.1</b>	<b>509</b>	<b>225</b>	<b>206</b>	<b>41</b>	<b>20</b>	<b>174</b>	<b>559</b>	<b>6</b>	<b>3</b>	<b>.229</b>
<b>ML</b>	<b>Totals</b>	<b>4-7</b>	<b>4.26</b>	<b>15</b>	<b>15</b>	<b>1</b>	<b>0</b>	<b>0</b>	<b>88.2</b>	<b>90</b>	<b>45</b>	<b>42</b>	<b>13</b>	<b>8</b>	<b>24</b>	<b>52</b>	<b>1</b>	<b>1</b>	<b>.269</b>

\* League leader

# Tied for league lead

## LIVELY'S MAJOR LEAGUE HITTING TOTALS

	AVG	AB	R	H	2B	3B	HR	RBI	SH	SF	HP	BB	SO	SB	CS	E
<b>2017/Career</b>	.231	26	2	6	0	0	2	8	0	0	0	0	9	0	0	2

## LIVELY'S CAREER TRANSACTIONS

- Selected by Cleveland Indians in 26th round of June 2010 draft, but did not sign
- Selected by Cincinnati Reds in 4th round of June 2013 draft
- Traded to Philadelphia for Marlon Byrd (of) and cash considerations, December 31, 2014

## LIVELY'S CAREER FIELDING

POSITION	PCT	G	PO	A	E	TC	DP
Pitcher	.905	15	9	10	2	21	2

## LIVELY'S GAME HIGHS

**LOW-HIT CG:** 6 – 9/10/17 at WSH (8.0 inn.)... **STRIKEOUTS:** 8 – 8/26/17 vs CHI... **WALKS:** 4 – 6/30/17 at NYM... **LONGEST OUTING:** 8.0 inn. – 9/10/17 at WSH... **WINNING STREAK:** 2 games – 8/31-9/5/17... **LOSING STREAK:** 5 games – 6/8-8/26/17... **SCORELESS STREAK:** 11.0 inn. – 9/5-10/17



# MATT McBRIDE

CATCHER/FIRST BASEMAN/OUTFIELDER

30

NON-ROSTER  
INVITEE

**B-T:** R-R

**HT:** 6-3; **WT:** 220

**OPENING DAY AGE:** 32

**BORN:** May 23, 1985, Bethlehem, PA

**RESIDES:** Bethlehem, PA

**ML SERVICE:** 1 year, 10 days

**HOW OBTAINED:** Signed by Phillies as a minor league free agent, 12/19/17

## 2017

- Spent the entire season with Nashville (AAA)
- Defensively, appeared in 27 games at catcher, 23 at 1st base, 16 in LF and 5 in RF
- Batted .261 (23-88) after the All-Star break after batting just .215 (35-163) before the break

## 2016

- Played the majority of the season with Nashville
- Batted .311 (23-74) vs LHP and .249 (43-173) vs RHP
- Reached base safely in 24 straight games, 6/15-8/9, posting a .424 OBP during that streak
- Had 4 separate stints with OAK: 4/27-29, 5/13-27, 7/3-25 and 9/2-end of season
- Caught for the first time in his ML career, 5/14 at TB

## 2015

- Spent the majority of the season with Albuquerque (AAA)
- Named a Pacific Coast League midseason All-Star
- Recorded 31 multi-hit games, including 10 with 3 or more hits
- Batted above .300 for his 4th straight minor league season
- Was on the DL, 4/15-29, with a strained right oblique
- Had a 12-game hitting streak, 5/13-26, during which he batted .511 (23-45) and began the streak with 8 straight multi-hit games
- Batted .378 (42-11), 10 2B, 4 HR, 19 RBI in May and .354 (40-113), 13 2B, 6 HR, 19 RBI in June
- His 18-game hit streak from 6/16-7/29 (.443 AVG) was tied for the 3rd-longest in the PCL
- Was on the DL, 7/4-27 (sprained right ankle)
- Had his contract selected by COL on 8/12

## 2014

- Began the season with Colorado Springs (AAA)
- Was on the DL, 4/19-7/10 (fractured right foot); included a rehab assignment to Grand Junction (R)
- Named Pacific Coast League Player of the Week, 7/22-28
- Batted .342 (26-76), 5 2B, 6 HR, 18 RBI in 19 August games
- Had his contract selected on 8/19 and remained with the club for the remainder of the season
- Slugged his first ML grand slam, 8/20 vs KC
- 4 of his 7 hits were extra-base hits (2 2B, 2 HR)

## 2013

- Played in 48 games with Colorado Springs
- Averaged a HR every 12.00 AB (15 HR, 180 AB)
- Hit at least 15 HR for the 4th time in his minor league career
- On the DL, 4/12-19, with a left foot infection
- Homered in 3 straight games, 5/7-11, and collected multiple RBI in 4 straight, 5/6-11

- Had 3 multi-homer games: 5/14 vs Omaha, 5/22 at Albuquerque and 6/10 vs Salt Lake
- On 5/22 at Albuquerque, went 5-for-5, 2B, 2 HR, 6 RBI, 3 R
- Clubbed 11 home runs in 25 May games, batting .358 (34-95)
- Did not play after June 19 due to a neck injury

## 2012

- Spent majority of the season with Colorado Springs
- Was named a Pacific Coast League midseason and postseason All-Star
- Tied for the PCL lead in sacrifice flies (10), was T-2nd in extra-base hits (58), 3rd in batting (.344) & doubles (42) and 4th in RBI (87)
- Was the 5th-hardest player in the PCL to strike out (1 SO every 9.98 AB)
- Batted .375 (54-144) with RISP for the Sky Sox
- Had his contract selected by COL on 8/4
- Made his ML debut on 8/4 vs SF, collecting his first ML hit in the game (single off Madison Bumgarner)
- Hit his first ML home run on 9/16 at SD (Andrew Werner)

## 2011

- Spent majority of the season with Akron (AA)
- Had an 11-game hitting streak, 6/19-7/25
- Batted .322 (29-90) in 23 June games
- Was promoted to Columbus (AAA) on 6/28, spending almost a month with the Clippers before being transferred back to Akron, 7/22
- Traded to COL on 7/31 along with LHP Drew Pomeranz and RHPs Joe Gardner and Alex White in exchange for RHP Ubaldo Jimenez
- Assigned to Tulsa (AA), where he only appeared in 6 games due to stints on the DL, 8/11-21 (abdomen strain) and 8/26-end of season (left hand laceration)

## 2010

- Split season between Akron and Columbus
- Ranked second in CLE's farm system in home runs (21) and was 4th in RBI (75)
- Batted .352 (32-91), 10 2B, 11 HR, 29 RBI in 25 July games
- Named MiLB.com Eastern League Player of the Month for July and EL Player of the Week, 6/30-7/6
- Promoted to Columbus on 7/29
- Homered in his first-ever triple-A game, 7/29 vs Buffalo
- Played for Cibao in Dominican Winter League

## 2009

- Split season between Kinston (A) and Akron
- Combined to bat .287, 18 HR and a professional-high 99 RBI

- Led all Indians minor leaguers in RBI, was T-2nd in hits (140) and 3rd in home runs
- Began season with Kinston
- Had a 23-game hitting streak, 4/16-5/9, and hit safely in 28 of his 31 games
- Named Carolina League Player of the Week, 4/28-5/4
- Promoted to Akron on 5/12 for remainder of season
- Batted .313 (20-64) in 18 June games
- Batted .321 in 7 postseason games to help Akron to the Eastern League championship
- Played for Peoria in Arizona Fall League, batting .378, 4 HR, 18 RBI, 19 BB and .511 OBP in 22 games
- Named to the AFL All-Prospect Team after leading the league in OBP, ranking 3rd in walks, 4th in SLG % (.649) and 5th in AVG

## 2008

- Began season on the DL recovering from right labrum surgery
- Reinstated on 7/11 after a rehab assignment with the Gulf Coast League Indians (R)
- Played in 17 games with Kinston before being transferred to Lake County (A) on 8/18
- Combined to bat .276 (43-156), 3 HR, 22 RBI in 45 games between the three levels

## 2007

- Spent majority of the season with Lake County
- Selected as a South Atlantic League midseason All-Star
- Was the 3rd-hardest player to strike out in the SAL (1 SO every 8.78 AB)
- Ranked 2nd in CLE's farm system in doubles (37) and 9th in batting (.283)

## 2006

- Began pro career with Mahoning Valley (A)
- Named to the New York-Penn League All-Star team
- Hit his 1st professional grand slam, 7/28 at Batavia

## PERSONAL

Matthew Hagerty McBride... Married Catherine Hobby (12/13/14)... Attended Liberty High School (PA)... Attended Lehigh University (PA), where he batted .350 with 56 doubles, 17 home runs and 125 RBI in 149 games at catcher in three seasons... Led Lehigh to its first-ever Patriot League Tournament title and first NCAA tournament berth as a senior... Earned First-Team All-League honors as a sophomore in 2005... **Hobbies:** Biking, hiking, reading, playing video games and spending time with his dog, Delilah... **Signed by:** Brent Urcheck.

## MATT McBRIDE'S CAREER STATISTICS

YEAR	CLUB	AVG	G	AB	R	H	2B	3B	HR	RBI	SH	SF	HP	BB	SO	SB	CS	OBP	SLG	OPS	E
2006	Mahoning Val.	.272	52	184	24	50	12	0	4	31	0	2	9	16	22	5	2	.355	.402	.758	2
2007	Lake County	.283	105	421	66	119	35	2	8	66	0	7	8	38	54	1	0	.348	.432	.780	8
	Akron	.571	2	7	2	4	2	0	0	0	0	0	1	0	0	0	0	.625	.857	1.482	0
2008	GCL Indians	.380	17	50	13	19	7	1	2	9	0	0	4	6	5	3	0	.483	.680	1.163	1
	Kinston	.179	17	67	9	12	2	0	0	6	0	1	1	7	9	0	0	.263	.209	.472	0
	Lake County	.308	11	39	6	12	4	0	1	7	0	0	0	5	5	0	0	.386	.487	.874	0
2009	Kinston	.405	31	126	24	51	15	0	6	36	0	1	1	11	15	0	0	.453	.667	1.120	3
	Akron	.247	98	361	48	89	29	0	12	63	4	9	14	18	42	1	1	.301	.427	.728	2
2010	Akron	.283	96	361	54	102	25	1	17	64	0	5	8	30	62	0	2	.347	.499	.845	5
	Columbus	.269	31	119	16	32	6	0	4	11	2	1	0	5	17	0	0	.296	.420	.716	4
2011	Akron	.297	84	310	50	92	24	4	14	53	1	3	2	30	44	3	0	.359	.535	.895	7
	Columbus	.156	12	45	3	7	2	0	1	3	0	0	0	2	8	0	0	.191	.267	.458	0
	Tulsa	.235	6	17	4	4	0	0	0	2	0	0	1	0	3	0	0	.278	.235	.513	0
2012	Colo. Springs	.344	108	439	73	151	42	6	10	87	0	#10	1	19	47	0	1	.365	.535	.900	4
	COLORADO	.205	31	78	8	16	2	0	2	11	0	1	1	17	0	0	0	.222	.308	.530	2
2013	Colo. Springs	.328	48	180	31	59	17	1	15	45	0	4	0	11	21	0	0	.359	.683	1.042	0
2014	Colo. Springs	.305	51	187	27	57	11	1	7	35	0	5	2	12	19	0	1	.345	.487	.831	2
	Grand Junction	.615	4	13	6	8	3	0	0	5	0	0	0	3	1	1	0	.688	.846	1.534	0
	COLORADO	.226	21	31	6	7	2	0	2	6	0	0	1	2	12	0	0	.294	.484	.778	0
2015	Albuquerque	.328	78	308	59	101	30	1	12	49	0	2	4	23	41	5	1	.380	.549	.929	4
	COLORADO	.167	20	42	5	7	0	0	0	0	0	0	1	0	4	0	0	.186	.167	.353	0
2016	Nashville	.267	70	247	33	66	20	1	7	30	0	0	1	26	49	0	1	.339	.441	.781	1
	OAKLAND	.209	20	43	4	9	3	0	0	2	0	0	0	1	10	0	0	.227	.279	.506	0
2017	Nashville	.231	79	251	30	58	19	1	10	49	1	6	6	21	47	1	1	.299	.434	.734	5
	Minors Totals	.293	1000	3732	578	1093	305	19	130	651	8	56	63	283	511	20	10	.348	.489	.837	48
	AL Totals	.209	20	43	4	9	3	0	0	2	0	0	0	1	10	0	0	.227	.279	.506	0
	NL Totals	.199	72	151	19	30	4	0	4	17	0	1	3	3	33	0	0	.228	.305	.532	2
	ML Totals	.201	92	194	23	39	7	0	4	19	0	1	3	4	43	0	0	.228	.299	.527	2

# Tied for league lead

## McBRIDE'S CAREER TRANSACTIONS

- Selected by Cleveland Indians in 2nd round of June 2006 draft
- Traded to Colorado Rockies with Joe Gardner (rhp), Drew Pomeranz (lhp) and Alex White (rhp) for Ubaldo Jimenez (rhp), July 31, 2011
- Signed by Oakland Athletics as a minor league free agent, December 24, 2015
- Signed by Phillies as a minor league free agent, December 19, 2017

## McBRIDE'S CAREER FIELDING

POSITION	PCT	G	PO	A	E	TC	DP	PB
Catcher	1.000	16	81	5	0	86	0	3
First base	.984	18	122	3	2	127	12	
Outfield	1.000	22	27	1	0	28	1	

## McBRIDE'S GAME HIGHS

**HITS:** 2 – 6 times, last: 7/25/16 at TEX... **RUNS:** 2 – 2 times, last: 8/22/15 vs NYM... **DOUBLES:** 1... **TRIPLES:** None... **HOME RUNS:** 1... **RBI:** 4 – 8/20/14 vs KC... **WALKS:** 1... **STOLEN BASES:** None... **HITTING STREAK:** 7 games – 9/20-27/12

## McBRIDE'S NOTABLE HOMERS

**GRAND SLAMS:** 1 – 8/20/14 vs KC (Danny Duffy)... **INSIDE-THE-PARK HR:** None... **LEADOFF HR:** None... **PINCH HR:** None... **WALK-OFF HR:** None



### HEIKER MENESES

**INFIELDER**

**B-T:** R-R  
**HT:** 5-9; **WT:** 200  
**OPENING DAY AGE:** 26  
**BORN:** July 1, 1991, Caracas, VZ  
**RESIDES:** Guarenas, VZ  
**HOW OBTAINED:** Signed by Phillies as a minor league free agent, 12/22/17

73

**NON-ROSTER  
INVITEE**

### 2017

- Shuttled between Portland (AA) and Pawtucket (AAA) all season
- At Pawtucket, hit in every position in the lineup except cleanup
- Batted .386 with an .890 OPS vs LHP
- Was on the DL, 6/12-19 (left foot contusion)
- Following the season, played for La Guaira in the Venezuelan Winter League

### 2016

- Began the season with Rochester (AAA)
- Appeared in 18 games before being placed on the DL on 5/13 (fractured left wrist)
- Beginning on 7/19, played 12 rehab games for Gulf Coast League Twins (R) before being activated and transferred to Chattanooga (AA) on 8/9
- Transferred back to Rochester on 8/15 for the remainder of the season
- Played for La Guaira in the Venezuelan Winter League

### 2015

- Spent the season with Chattanooga
- Appeared in games at 1st base, 2nd base, 3rd base and SS
- Played for La Guaira in the Venezuelan Winter League

### 2014

- Opened the season with Pawtucket before being transferred to Portland on 4/25 for the remainder of the season
- Played in a career-high 111 games between the two levels
- Appeared defensively at 2nd base, 3rd base and SS
- Played for La Guaira in the Venezuelan Winter League

### 2013

- Began the season with Portland
- Hit an inside-the-park home run, 4/16 at Binghamton; at the time was the 6th in franchise history
- Promoted to Pawtucket, 8/13
- Hit .295 (10-44) over his final 15 games after starting his triple-A career 0-for-10
- Played in all 9 of Pawtucket's playoff games
- Played for La Guaira in the Venezuelan Winter League

### 2012

- Began the season with Portland
- Was on the DL, 4/29-5/8 (left shoulder strain)
- Transferred to Salem (A) on 6/10 for the remainder of the season
- Played for La Guaira in the Venezuelan Winter League

**2011**

- Split the season between Greenville (A), Salem and Portland
- Combined to hit .295 with a .363 OBP and 25 stolen bases in 101 combined games between the 3 teams
- Led the BOS minor league system in triples (7)
- Played for La Guaira in the Venezuelan Winter League

**2010**

- Played for Gulf Coast League Red Sox (R)
- Led the GCL in games (56)
- Posted the top fielding % among all GCL 3rd basemen (.948)

**2008-09**

- Spent his first 2 pro seasons with Dominican Summer League Red Sox (R)

**PERSONAL**

Heiker Albert Meneses (pronounced A-kerr man-ESS-iss) ...  
**Signed by:** Craig Shipley and Fernando Veracierito.

**HEIKER MENESES' CAREER STATISTICS**

YEAR	CLUB	AVG	G	AB	R	H	2B	3B	HR	RBI	SH	SF	HP	BB	SO	SB	CS	OBP	SLG	OPS	E
2008	DSL Red Sox	.220	43	132	20	29	1	2	0	16	1	0	4	29	44	9	3	.376	.258	.634	4
2009	DSL Red Sox	.199	65	216	48	43	2	6	1	17	4	1	13	34	68	25	5	.341	.278	.619	28
2010	GCL Red Sox	.250	*56	208	27	52	8	3	3	24	2	0	4	12	47	17	6	.304	.361	.665	8
2011	Greenville	.277	51	206	38	57	6	2	2	22	2	0	8	18	56	17	5	.358	.354	.712	4
	Portland	.265	24	83	13	22	3	0	0	6	0	1	3	3	25	2	0	.311	.301	.612	10
	Salem	.356	26	101	23	36	9	5	1	13	1	1	3	8	24	6	1	.416	.574	.990	2
2012	Portland	.197	41	127	12	25	1	1	1	10	3	0	2	13	33	1	3	.282	.244	.526	9
	Salem	.272	62	250	35	68	16	4	2	32	5	2	7	9	55	18	11	.313	.392	.705	6
2013	Portland	.255	92	322	43	82	15	4	3	31	4	0	7	20	84	11	7	.312	.354	.666	15
	Pawtucket	.241	18	54	3	13	0	1	0	5	1	1	1	5	12	2	1	.311	.278	.589	1
2014	Pawtucket	.241	16	58	3	14	2	1	0	3	2	0	0	3	10	0	1	.279	.310	.589	4
	Portland	.190	95	306	36	58	9	1	1	23	7	3	6	20	52	9	6	.251	.235	.486	6
2015	Chattanooga	.259	100	340	44	88	10	2	0	34	11	4	7	24	72	15	10	.317	.300	.617	9
2016	Rochester	.103	23	58	7	6	1	1	0	4	1	1	0	8	24	1	0	.209	.155	.364	3
	GCL Twins	.257	13	35	6	9	0	0	0	4	0	0	2	6	8	1	1	.395	.257	.652	1
	Chattanooga	.313	4	16	3	5	1	0	0	3	0	0	0	1	2	0	0	.353	.375	.728	2
2017	Portland	.229	20	70	8	16	3	0	0	4	2	1	0	7	14	2	2	.295	.271	.566	1
	Pawtucket	.291	68	237	34	69	10	2	1	16	1	0	3	6	70	9	2	.317	.363	.680	1
<b>Minors Totals</b>		<b>.245</b>	<b>817</b>	<b>2819</b>	<b>403</b>	<b>692</b>	<b>97</b>	<b>35</b>	<b>15</b>	<b>267</b>	<b>47</b>	<b>15</b>	<b>70</b>	<b>226</b>	<b>700</b>	<b>145</b>	<b>64</b>	<b>.316</b>	<b>.321</b>	<b>.636</b>	<b>114</b>

\* League leader

**MENESES' CAREER TRANSACTIONS**

- Signed by Boston Red Sox as an amateur free agent, October 23, 2007
- Signed by Minnesota Twins as a minor league free agent, November 20, 2014
- Signed by Boston Red Sox as a minor league free agent, December 25, 2016
- Signed by Philadelphia as a minor league free agent, December 22, 2017





## WILL MIDDLEBROOKS

**INFIELDER**

**@middlebrooks**

**B-T:** R-R

**HT:** 6-3; **WT:** 197

**OPENING DAY AGE:** 29

**BORN:** September 9, 1988, Greenville, TX

**RESIDES:** Scottsdale, AZ

**ML SERVICE:** 3 years, 146 days

**HOW OBTAINED:** Signed by Phillies as a minor league free agent, 1/2/18

**12**

**NON-ROSTER  
INVITEE**

### 2017

- Appeared in the majors for the 6th straight season
- Played in 78 games for Round Rock (AAA) and led the team in HR (23) and RBI (64)
- Had 2 separate stints on the DL: 4/18-5/31 (left pinky fracture) and 7/9-21 (left groin strain)
- Hit .303 with a .384 OBP and .605 SLG % vs LHP
- Had his contract selected on 9/1 and made his TEX debut on 9/3
- Started 6 games at 3rd base and 1 game at 1st base
- Had a pinch-hit triple in both games of a doubleheader, 9/6 at ATL; was the first ML player to do so since 1913
- Went 2-for-6 as a pinch-hitter

### 2016

- Was a non-roster invitee to major league spring training with MIL
- Began the season at Colorado Springs (AAA)
- Was on the DL with a right oblique strain, 4/12-23
- Homered in 3 straight games, 6/7-10 (4 HR)
- Batted .376 over his final 36 games to raise his average from .174 on 5/26 to .282 on 7/2
- Had his contract selected by MIL on 7/4 and made 8 starts at 3rd base
- Was placed on the 15-day DL on 7/25 (lower right leg strain); appeared in 2 rehab games at Wisconsin (A) and 1 at Biloxi (AA) before being activated on 8/30 and outrighted to Colorado Springs

### 2015

- Made his 3rd Opening Day roster
- Made 60 starts at 3rd base, 4 at SS and 1 at 1st base for SD
- Posted a .954 fielding % in 69 total games at 3rd base
- Optioned to El Paso (AAA) on 7/21 for the remainder of the season

### 2014

- Was BOS' Opening Day starter at 3rd base
- Ranked 3rd among all AL 3rd basemen with a .972 fielding %
- Hit .292 with RISP and .583 with the bases loaded
- Appeared in just 4 games before going on the DL on 4/5 with a right calf strain; activated on 4/25 after rehabbing with Pawtucket (AAA), 4/21-24
- Went back on the DL on 5/17 with a fractured right finger; made three rehab stints with Pawtucket before being activated on 8/1

### 2013

- Made his 1st Opening Day roster and started 91 games for the World Series Champion Red Sox
- Went 4-for-5 with 3 HR and 4 RBI, 4/7 at TOR; was the 5th-youngest Red Sox to have a 3-HR game at 24 years, 8 months and the youngest since Jim Rice, 8/29/77 vs OAK
- Was on the DL with a lower back strain, 5/24-6/9; appeared in 5 rehab games for Pawtucket
- Optioned to Pawtucket on 6/25
- Appeared in 45 total games for Pawtucket; went 4-for-5 with 2 HR and a franchise-record-tying 8 RBI, 7/3 vs Scranton/Wilkes-Barre
- Recalled on 8/10 and hit .276 with 8 HR and 24 RBI over his final 41 games with BOS
- Named AL Co-Player of the Week with teammate Mike Napoli, 9/2-8 (7 G, .464 AVG, 4 HR, 9 RBI)
- Hit his 30th career HR in his 154th game, 9/8 at NYY (Mariano Rivera); at the time, was the 4th-fewest games needed to reach 30 HR by a Red Sox player in franchise history
- Had a career-high 7 RBI, 9/25 at COL; went 2-for-5 with a 3-run HR and a grand slam (Roy Oswalt)
- Appeared in 10 postseason games
- Reached base safely in all 4 ALDS games vs TB and posted a .375 OBP
- Made 4 starts in the ALCS vs DET
- Had 1 pinch-hit at-bat in Game 3 of the World Series vs STL

### 2012

- Began the season with Pawtucket
- Hit .333 over his first 24 games with 9 HR and 27 RBI
- Was promoted to BOS on 5/2 and made his ML debut that night vs OAK; went 2-for-3, BB and collected his first ML hit off Brandon McCarthy
- His first career HR was a grand slam, 5/6 vs BAL (Tommy Hunter)
- Became the first ML player since 1938 (Enos Slaughter) to collect an extra-base hit in 5 straight games to begin a career
- Despite playing in only 75 games for BOS due to injury, ranked 4th among AL rookies in hits (77), RBI (54), multi-hit games (21), XBH (29) & total bases (136) and T-4th in HR (15)
- Named Red Sox Rookie of the Year by Boston BBWAA
- Suffered a broken right wrist on 8/10 and missed the remainder of the season

### 2011

- Spent the majority of the season with Portland (AA)
- Named an Eastern League midseason and postseason All-Star
- Finished 4th in the EL in RBI (80) & SLG % (.520) and 8th in AVG (.302)
- Was on the DL with a right triceps strain, 6/11-29
- Named the starting 3rd baseman for Team USA at the All-Star Futures Game, 7/10 at Chase Field (1-2)
- Promoted to Pawtucket on 8/19 for the remainder of the season
- Played for Scottsdale in the Arizona Fall League
- Was selected to the AFL Rising Stars roster
- Following the season, was named the top prospect in the Red Sox minor league system by *Baseball America*; was also named the top batting prospect in the EL and No. 8 overall prospect in the league by *Baseball America*

### 2010

- Played for Salem (A)
- Named a Carolina League midseason and postseason All-Star
- Led the team in RBI (70) and ranked 2nd in HR (12), total bases (191) and XBH (45)

- Named Red Sox Minor League Player of the Month for July (25 G, .956 OPS, 7 2B, 6 HR, 27 RBI)

### 2009

- Spent the season with Greenville (A)
- Ranked 2nd on the team in doubles (25), RBI (57) and total bases (218)

### 2008

- Began his pro career with Lowell (A)
- Led all New York-Penn League 3rd basemen in fielding % (.927)

### PERSONAL

William Scott Middlebrooks... Married Jenny Dell (2/14/16), an NFL reporter for CBS Sports... 2007 graduate of Liberty Eylau High School (TX)... As a senior, hit .555 with 22 doubles, 5 HR, 48 RBI and 28 SB; also went 13-0 as a pitcher... Also played quarterback, kicker and punter on the football team, where he was teammates with former NFL running back LaMichael James... Turned down a scholarship to play baseball and football at Texas A&M... **Hobbies:** Hiking, grilling, spending time with family and golfing... **Signed by:** Jim Robinson.

### WILL MIDDLEBROOKS' CAREER STATISTICS

YEAR	CLUB	AVG	G	AB	R	H	2B	3B	HR	RBI	SH	SF	HP	BB	SO	SB	CS	OBP	SLG	OPS	E
2008	Lowell	.254	59	209	21	53	17	2	1	21	1	2	2	12	73	10	0	.298	.368	.666	9
2009	Greenville	.265	103	374	53	99	25	3	7	57	0	3	2	48	123	7	4	.349	.404	.753	14
2010	Salem	.276	114	435	69	120	31	2	12	70	0	7	4	35	121	5	3	.331	.439	.770	19
2011	Portland	.302	96	371	54	112	25	1	18	80	0	1	4	21	95	6	0	.345	.520	.865	13
	Lowell	.333	4	12	4	4	1	0	3	6	0	1	0	2	1	1	0	.400	1.167	1.567	0
	Pawtucket	.161	16	56	4	9	0	0	2	8	0	1	0	3	18	3	1	.200	.268	.468	3
2012	Pawtucket	.333	24	93	18	31	3	1	9	27	0	0	0	7	18	3	1	.380	.677	1.057	1
	BOSTON	.288	75	267	34	77	14	0	15	54	0	3	3	13	70	4	1	.325	.509	.835	9
2013	BOSTON	.227	94	348	41	79	18	0	17	49	1	3	2	20	98	3	1	.271	.425	.696	10
	Pawtucket	.268	45	179	25	48	5	0	10	35	0	1	0	16	38	1	0	.327	.464	.791	4
2014	BOSTON	.191	63	215	14	41	10	0	2	19	0	0	4	15	70	1	1	.256	.265	.521	4
	Pawtucket - a	.231	29	104	13	24	1	1	4	8	0	1	1	6	30	0	0	.277	.375	.652	0
2015	SAN DIEGO	.212	83	255	23	54	7	2	9	29	0	4	0	11	60	2	1	.241	.361	.602	7
	El Paso	.255	38	153	13	39	5	1	4	19	0	3	0	8	35	1	2	.287	.379	.666	3
2016	Colo. Springs	.282	68	248	38	70	22	2	10	47	1	4	2	9	59	1	1	.308	.508	.816	4
	MILWAUKEE	.111	10	27	2	3	0	0	0	1	0	0	0	4	13	0	0	.226	.111	.337	0
	Wisconsin - a	.286	2	7	0	2	0	0	0	1	0	0	0	0	2	0	0	.286	.286	.572	0
	Biloxi - a	.500	1	4	0	2	0	0	0	1	0	0	0	0	1	0	0	.500	.500	1.000	0
2017	Round Rock	.258	78	306	51	79	14	0	23	64	0	3	2	31	88	0	1	.327	.529	.856	5
	TEXAS	.211	22	38	5	8	2	2	0	3	0	0	0	1	14	0	0	.231	.368	.599	2
	<b>Minors Totals</b>	<b>.271</b>	<b>677</b>	<b>2551</b>	<b>363</b>	<b>692</b>	<b>149</b>	<b>13</b>	<b>103</b>	<b>444</b>	<b>2</b>	<b>27</b>	<b>17</b>	<b>198</b>	<b>702</b>	<b>38</b>	<b>13</b>	<b>.325</b>	<b>.461</b>	<b>.786</b>	<b>75</b>
	<b>AL Totals</b>	<b>.236</b>	<b>254</b>	<b>868</b>	<b>94</b>	<b>205</b>	<b>44</b>	<b>2</b>	<b>34</b>	<b>125</b>	<b>1</b>	<b>6</b>	<b>9</b>	<b>49</b>	<b>252</b>	<b>8</b>	<b>3</b>	<b>.282</b>	<b>.409</b>	<b>.691</b>	<b>25</b>
	<b>NL Totals</b>	<b>.202</b>	<b>93</b>	<b>282</b>	<b>25</b>	<b>57</b>	<b>7</b>	<b>2</b>	<b>9</b>	<b>30</b>	<b>0</b>	<b>4</b>	<b>0</b>	<b>15</b>	<b>73</b>	<b>2</b>	<b>1</b>	<b>.239</b>	<b>.337</b>	<b>.576</b>	<b>7</b>
	<b>ML Totals</b>	<b>.228</b>	<b>347</b>	<b>1150</b>	<b>119</b>	<b>262</b>	<b>51</b>	<b>4</b>	<b>43</b>	<b>155</b>	<b>1</b>	<b>10</b>	<b>9</b>	<b>64</b>	<b>325</b>	<b>10</b>	<b>4</b>	<b>.272</b>	<b>.391</b>	<b>.663</b>	<b>32</b>

a - Rehab assignment

### MIDDLEBROOKS' DIVISION SERIES STATISTICS

YEAR	CLUB, OPP	AVG	G	AB	R	H	2B	3B	HR	RBI	SH	SF	HP	BB	SO	SB	CS	OBP	SLG	OPS	E
2013	BOS, TB	.231	4	13	1	3	1	0	0	1	0	0	0	3	4	0	0	.375	.308	.683	0

### MIDDLEBROOKS' LEAGUE CHAMPIONSHIP SERIES STATISTICS

YEAR	CLUB, OPP	AVG	G	AB	R	H	2B	3B	HR	RBI	SH	SF	HP	BB	SO	SB	CS	OBP	SLG	OPS	E
2013	BOS, DET	.100	5	10	1	1	1	0	0	0	0	0	0	0	5	0	0	.100	.200	.300	0

## MIDDLEBROOKS' WORLD SERIES STATISTICS

YEAR	CLUB, OPP	AVG	G	AB	R	H	2B	3B	HR	RBI	SH	SF	HP	BB	SO	SB	CS	OBP	SLG	OPS	E
2013	BOS, STL	.000	1	2	0	0	0	0	0	0	0	0	0	0	1	0	0	.000	.000	.000	1

## MIDDLEBROOKS' CAREER TRANSACTIONS

- Selected by Boston Red Sox in 5th round of June 2007 draft
- On disabled list with a broken right wrist, August 11, 2012 through the remainder of the season
- On disabled list with a lower back strain, May 24-June 9, 2013; included rehab assignment to Pawtucket, June 4-9
- On disabled list with a strained right calf, April 5-24, 2014; included rehab assignment to Pawtucket, April 21-24
- On disabled list with a fractured right finger, May 17-July 31, 2014; included rehab assignments to Pawtucket, June 14-22, July 1-12 and July 18-31
- Traded to San Diego for Ryan Hanigan (c), December 19, 2014
- Signed by Milwaukee Brewers as a minor league free agent, December 15, 2015
- On disabled list with a right lower leg strain, July 25-August 29, 2016; included rehab assignments to Wisconsin, August 24-26, and Biloxi, August 27-29
- Signed by Texas Rangers as a minor league free agent, November 11, 2016
- Signed by Philadelphia as a minor league free agent, January 2, 2018

## MIDDLEBROOKS' CAREER FIELDING

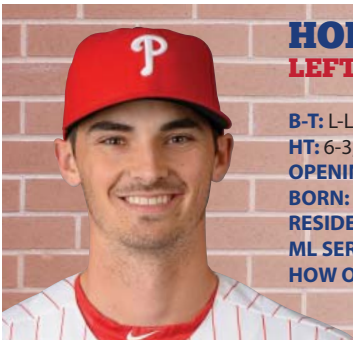
POSITION	PCT	G	PO	A	E	TC	DP
First base	1.000	5	29	1	0	30	3
Second base	1.000	2	1	3	0	4	1
Third base	.957	322	191	525	32	748	52
Shortstop	1.000	8	5	11	0	16	3

## MIDDLEBROOKS' GAME HIGHS

**HITS:** 4 – 4/7/13 at TOR... **RUNS:** 4 – 4/7/13 at TOR... **DOUBLES:** 2 – 2 times, last: 5/11/13 vs TOR... **TRIPLES:** 1... **HOME RUNS:** 3 – 4/7/13 at TOR... **RBI:** 7 – 9/25/13 at COL... **WALKS:** 3 – 5/1/14 vs TB... **STOLEN BASES:** 1... **HITTING STREAK:** 9 games – 7/23-8/1/12

## MIDDLEBROOKS' NOTABLE HOMERS

**GRAND SLAMS:** 3 – 5/6/12 vs BAL (Tommy Hunter); 9/4/13 vs DET (Albuquerque); 9/25/13 at COL (Roy Oswalt)... **INSIDE-THE-PARK HR:** None... **LEADOFF HR:** None... **PINCH HR:** 1 – 8/17/12 vs TEX (Ryan Dempster)... **WALK-OFF HR:** None



# HOBY MILNER

## LEFT-HANDED PITCHER

55

**B-T:** L-L  
**HT:** 6-3; **WT:** 177  
**OPENING DAY AGE:** 27  
**BORN:** January 13, 1991, Ft. Worth, TX  
**RESIDES:** Ft. Worth, TX  
**ML SERVICE:** 104 days  
**HOW OBTAINED:** Selected by Phillies in 7th round of June 2012 draft

2018 PHILLIES

### 2017

- Returned to the Phillies on 3/24 after being selected by CLE in the 2016 Rule 5 draft
- Began the season with Lehigh Valley (AAA)
- Had a 19.1-inning scoreless streak, 4/8-5/28 (15 G)
- Had his contract selected on 6/20 and made his ML debut, 6/24 at ARI (1.0 IP, 2 H, R, ER, BB, HB, SO)
- Made 21 straight scoreless appearances, 7/29-9/17 (16.2 IP); was the 4th-longest streak by a Phillies reliever since 1913
- Posted a 0.83 ERA (2 ER, 21.2 IP) from 7/29 through the end of the season
- Held LHH to a .159 AVG (10-63)
- Did not allow a HR in 36 of his 37 ML appearances

### 2016

- Shuttled between Reading (AA) and Lehigh Valley all season
- Did not allow an ER through his first 14 appearances (18.0 IP) with Reading
- Combined to post a 2.49 ERA (18 ER, 65.0 IP) in 49 appearances between the two levels
- Pitched for Lara in the Venezuelan Winter League

### 2015

- Spent most of the season with Reading
- Was on DL with left shoulder impingement syndrome, 4/9-5/2
- Pitched at least 2.0 innings in 17 of 27 relief appearances
- Allowed 8 ER and walked just 5 batters in 27.1 IP after the All-Star break (2.63 ERA)
- Transferred to Clearwater (A) on 6/9 and appeared in 1 game before being transferred back to Reading on 7/3
- Was on temporary inactive list twice: 6/22-28 and 8/10-12

### 2014

- Spent the season with Reading
- Named an Eastern League midseason All-Star and T-3rd in the EL in SHO (1), T-5th in starts (25), T-7th in wins (10) and ranked 8th in innings (143.1)
- Phillies Minor League Pitcher of the Week, 8/11-17

### 2013

- Spent season with Clearwater
- T-1st in the Florida State League in wins (12), ranked 3rd in SO (86) & starts (25) and T-3rd in innings (143.1)
- Named Phillies Minor League Pitcher of the Week twice: 5/27-6/2 and 6/10-16
- Won 4 consecutive starts, 4/20-5/7, while allowing only 2 ER in 24.0 IP (0.75 ERA)

### 2012

- Began his pro career with Williamsport (A)
- Appeared in 2 games before being promoted to Lakewood (A) on 6/29
- Named Phillies Minor League Pitcher of the Week, 7/30-8/5 and Phillies Minor League Pitcher of the Month for August
- Participated in Florida Instructional League

### PERSONAL

Hoby Trey Milner (pronounced HO-bee)... Engaged to Kathryn Juren... Attended the University of Texas...  
**Hobbies:** Playing video games and golfing... Father, Brian, is a former ML catcher and scout... **Signed by:** Steve Cohen.

### HOBY MILNER'S CAREER STATISTICS

YEAR	CLUB	W-L	ERA	G	GS	CG	SHO	SV	IP	H	R	ER	HR	HB	BB	SO	WP	BK	AVG
2012	Williamsport	1-0	1.59	2	1	0	0	0	5.2	2	1	1	0	2	2	7	0	0	.118
	Lakewood	6-3	2.59	12	12	0	0	0	62.2	52	21	18	6	1	22	47	4	0	.229
2013	Clearwater	#12-7	3.83	26	25	0	0	0	143.1	147	62	61	11	6	39	108	6	0	.270
2014	Reading	10-6	4.21	25	25	1	1	0	143.1	146	72	67	*25	1	56	86	0	0	.267
2015	Reading	2-1	3.69	29	2	0	0	0	61.0	61	26	25	6	1	17	40	4	0	.268
	Clearwater	0-0	0.00	1	1	0	0	0	3.0	2	0	0	0	0	0	1	0	0	.182
2016	Lehigh Valley	0-1	4.50	11	0	0	0	1	16.0	16	8	8	2	0	3	22	0	0	.258
	Reading	5-3	1.84	38	0	0	0	5	49.0	41	12	10	3	4	12	54	2	0	.224
2017	Lehigh Valley	1-2	2.60	22	0	0	0	0	27.2	24	8	8	1	2	4	27	1	0	.235
	PHILLIES	0-0	2.01	37	0	0	0	0	31.1	30	7	7	2	4	16	22	0	0	.259
<b>Minors Totals</b>		<b>37-23</b>	<b>3.48</b>	<b>166</b>	<b>66</b>	<b>1</b>	<b>1</b>	<b>6</b>	<b>511.2</b>	<b>491</b>	<b>210</b>	<b>198</b>	<b>54</b>	<b>17</b>	<b>155</b>	<b>392</b>	<b>17</b>	<b>0</b>	<b>.256</b>
<b>ML</b>	<b>Totals</b>	<b>0-0</b>	<b>2.01</b>	<b>37</b>	<b>0</b>	<b>0</b>	<b>0</b>	<b>0</b>	<b>31.1</b>	<b>30</b>	<b>7</b>	<b>7</b>	<b>2</b>	<b>4</b>	<b>16</b>	<b>22</b>	<b>0</b>	<b>0</b>	<b>.259</b>

\* League leader  
 # Tied for league lead

## MILNER'S CAREER TRANSACTIONS

- Selected by Phillies in 7th round of June 2012 draft
- Selected by Cleveland Indians in Rule 5 draft, December 8, 2016
- Returned to Philadelphia from Cleveland Indians, March 24, 2017

## MILNER'S CAREER FIELDING

POSITION	PCT	G	PO	A	E	TC	DP
Pitcher	1.000	37	3	8	0	11	1

## MILNER'S GAME HIGHS

**STRIKEOUTS:** 2 – 4 times, last: 10/1/17 vs NYM... **WALKS:** 2 – 8/15/17 at SD... **LONGEST OUTING:** 2.2 inn. – 7/24/17 vs HOU...  
**WINNING STREAK:** N/A... **LOSING STREAK:** N/A... **SCORELESS STREAK:** 16.2 inn. – 7/29-9/17/17





# LOGAN MOORE

## CATCHER

**68**

**NON-ROSTER  
INVITEE**

**B-T:** L-R  
**HT:** 6-3; **WT:** 220  
**OPENING DAY AGE:** 27  
**BORN:** August 22, 1990, Scranton, PA  
**RESIDES:** Loveland, CO  
**HOW OBTAINED:** Selected by Phillies in 9th round of June 2011 draft

### 2017

- Was a non-roster invitee to ML spring training
- Spent the season with Lehigh Valley (AAA)
- Made 56 starts at catcher and 4 as DH
- Threw out 19 of 45 (42.2%) attempted base stealers
- Played in 3 International League playoff games
- Played in 13 games for Estrellas Orientales in the Dominican Winter League

### 2016

- Was a non-roster invitee to ML spring training
- Began the season with Reading (AA)
- Was promoted to Lehigh Valley on 5/16
- Batted .406 (13-32) through his first 9 games with Lehigh Valley, 5/16-6/12
- Homered in back-to-back games, 6/4 and 6/8
- Threw out 40% of potential base stealers between both levels (18 of 45)
- Played for Lacey in the Dominican Winter League

### 2015

- Was shuttled between Reading and Lehigh Valley
- From 7/23 through the end of the season, batted .324 (22-68) with the IronPigs, raising his season AVG from .224 to .276
- Was a .364 hitter (24-66) with runners on base
- Threw out 52.7% of potential base stealers between the two levels (29 of 55)
- Played for Lacey in the Dominican Winter League

### 2014

- Split the season between Clearwater (A) and Reading
- Made just 5 errors in 595 total chances (.992 fielding %)

### 2013

- Spent the entire season with Clearwater
- Named a Florida State League midseason All-Star
- Threw out 51 of 124 potential base stealers (41.1%)

### 2012

- Began the season with Lakewood (A); had 7 RBI over his first 9 games
- Transferred to Williamsport (A) on 5/28
- Hit .333 (15-45) in 14 July games
- Participated in Florida Instructional League

### 2011

- Began his pro career with the Gulf Coast League Phillies (R)

### PERSONAL

Logan Lewis Moore... 2009 graduate of Mountain View High School (CO)... Was a Northern League (4A) All-Conference selection twice in high school... Attended Northeastern Junior College (CO)... His father, Brad, pitched in 8 games for the Phillies in the 1988 and 1990 seasons... **Hobbies:** Fishing, camping and snowboarding... **Signed by:** Brad Holland.

### LOGAN MOORE'S CAREER STATISTICS

YEAR	CLUB	AVG	G	AB	R	H	2B	3B	HR	RBI	SH	SF	HP	BB	SO	SB	CS	OBP	SLG	OPS	E
2011	GCL Phillies	.225	30	71	6	16	0	0	1	9	1	1	0	2	17	0	0	.243	.268	.511	2
2012	Lakewood	.177	30	96	11	17	6	0	1	11	0	0	4	16	29	0	1	.319	.271	.590	1
	Williamsport	.277	38	119	13	33	6	0	0	11	2	2	2	14	27	0	1	.358	.328	.686	6
2013	Clearwater	.185	91	302	25	56	12	1	4	28	3	3	2	28	72	1	1	.257	.272	.529	8
2014	Clearwater	.238	32	105	5	25	7	0	0	11	0	2	1	7	22	1	0	.287	.305	.592	1
	Reading	.221	59	190	9	42	12	1	4	17	2	2	1	20	48	0	2	.296	.358	.654	4
2015	Reading	.221	27	95	11	21	6	0	2	12	1	0	0	7	17	0	1	.275	.347	.622	3
	Lehigh Valley	.276	42	134	11	37	5	1	1	13	1	1	0	13	30	0	0	.338	.351	.689	2
2016	Reading	.224	22	67	6	15	2	0	1	7	1	1	0	10	16	0	0	.321	.299	.620	1
	Lehigh Valley	.218	31	110	8	24	5	1	4	13	2	1	1	5	38	0	0	.256	.391	.647	4
2017	Lehigh Valley	.233	64	210	26	49	7	1	6	31	1	4	0	25	72	0	1	.310	.362	.672	4
<b>Minors Totals</b>		<b>.223</b>	<b>466</b>	<b>1499</b>	<b>131</b>	<b>335</b>	<b>68</b>	<b>5</b>	<b>24</b>	<b>163</b>	<b>14</b>	<b>17</b>	<b>11</b>	<b>147</b>	<b>388</b>	<b>2</b>	<b>7</b>	<b>.295</b>	<b>.324</b>	<b>.618</b>	<b>36</b>

### MOORE'S CAREER TRANSACTIONS

- Selected by Philadelphia in 9th round of June 2011 draft



## ADAM MORGAN

### LEFT-HANDED PITCHER

46

**B-T:** L-L

**HT:** 6-1; **WT:** 208

**OPENING DAY AGE:** 28

**BORN:** February 27, 1990, Tampa, FL

**RESIDES:** Marietta, GA

**ML SERVICE:** 2 years, 17 days

**HOW OBTAINED:** Selected by Phillies in 3rd round of June 2011 draft

### 2017

- Made his first Opening Day roster
- Shuttled between Philadelphia and Lehigh Valley (AAA) before being recalled on 6/3 for the remainder of the season
- Posted a 1.69 ERA (5 ER, 26.2 IP) over his final 21 ML games after recording a 6.43 ERA (20 ER, 28.0 IP) over his first 18 appearances
- Averaged 10.37 SO/9.0 IP (63 SO, 54.2 IP), becoming just the 4th Phillies LH reliever to average 10.00 SO/9.0 IP since 1900
- Had a career-best 8.1-inning scoreless streak, 8/2-20 (7 G)
- Pitched at least 2.0 innings in 12 of his 37 ML appearances and at least 3.0 innings in 5 of them
- Allowed 6 HR in his first 6.0 IP and then only 4 more through his final 48.2 IP

### 2016

- Began the season with Lehigh Valley
- Won 6 straight decisions, 4/21-8/6 (2.72 ERA)
- Recalled on 4/29 and started that night vs CLE
- Made his 1st ML relief appearance, 6/29 at ARI (0.2 IP, IBB)
- Optioned back to Lehigh Valley on 7/7
- Named International League and Phillies Minor League Pitcher of the Week, 8/1-7 (2-0, 2 ER, 14.2 IP, 17 SO)
- Recalled on 8/14 for the remainder of the season
- Lost 9 straight ML decisions, 5/15-8/31; the longest streak by a Phillies starting pitcher in a single season since 1992 (Kyle Abbott)

### 2015

- Began the season with Lehigh Valley
- Did not allow a HR through his first 5 starts (27.2 IP)
- Was recalled on 6/21 and picked up the win in his ML debut that day vs STL (5.2 IP, 1 ER)
- The win in his ML debut snapped a Phillies record of 25 consecutive games without a win for a starting pitcher (5/24-6/20)
- Went 28.2 consecutive innings without issuing a walk, 8/8-9/4; it was the longest streak by a Phillies rookie since rules were officially put into place in 1958
- Averaged 1.81 BB/9.0 IP (17 BB, 84.1 IP) and became the first Phillie since Cliff Lee in 2013 (1.29) to average less than 2.00 BB/9.0 IP
- Had a 3.33 ERA (26 ER, 70.1 IP) in 12 of his 15 starts; had a 10.29 ERA (16 ER, 14.0 IP) in the other 3 starts
- Doubled for his 1st ML hit, 7/17 vs MIA; collected his 1st ML RBI, 8/29 vs SD
- Posted a 3.00 ERA (15 ER, 45.0 IP) in innings 1-3 and a 5.72 ERA (25 ER, 39.1 IP) from the 4th inning on

### 2014

- Missed the entire season while recovering from left shoulder surgery performed on 1/8 (Dr. Craig Morgan)
- Appeared in 6 games (5 GS) for Scottsdale in the Arizona Fall League

### 2013

- Was a non-roster invitee to spring training; went 0-1, 1.93 ERA (2 ER, 9.1 IP) in 3 spring games with the ML club (11 SO)
- Began the season with Lehigh Valley
- Named International League and Phillies Minor League Pitcher of the Week, 4/8-14 (1 GS, 8.0 IP, 3 H, 0 R, BB, 4 SO)
- Started 1-0, 1.42 ERA though his first 3 starts of the season; went 0-4, 8.06 ERA (20 ER, 22.1 IP) in his next 5 starts before being placed on the DL on 5/26 with a left shoulder strain
- Made 2 rehab starts with the Gulf Coast League Phillies (R) before being activated from the DL on 7/22
- Posted a 2.79 ERA (9 ER, 29.0 IP) over his final 8 starts of the season

### 2012

- Began the season with Clearwater (A)
- Ranked 2nd in the Florida State League in SO (140), 4th in ERA (3.29) and T-4th in CG (1)
- Selected to the midseason and postseason FSL All-Star teams
- Named Phillies Minor League Pitcher of the Month for July (6 GS, 2-1, 1.56 ERA, 7 ER, 40.1 IP, 22 H, 5 BB, 53 SO) and Pitcher of the Week twice (7/9-15 and 7/23-29)
- Was on the DL, 6/7-21 (left shoulder strain)
- Struck out a professional-high 13 batters, 7/24 vs Dunedin
- Pitched his 1st professional CG, 7/29 at Jupiter (8.0 IP)
- Allowed 3 ER or fewer in 16 of his 20 starts
- Was promoted to Reading (AA) on 8/7
- Following the season, was named 5th-best prospect in Phillies minor league system by *Baseball America*

### 2011

- Began his pro career with Williamsport (A)
- Allowed 3 ER or fewer in each of his 11 starts
- Held opponents to a .206 AVG (42-204), including a .149 AVG vs RHH (20-134)
- Gave up just 1 ER in 21.0 IP at home (4 GS, 0.43 ERA)

### PERSONAL

Adam Christopher Morgan... Married Rachel Randazzo (12/5/15)... 2008 graduate of Kell High School (GA), where he played baseball and football... Attended the University of Alabama... **Hobbies:** Hunting, fishing, playing guitar... **Signed by:** Mike Stauffer.

## ADAM MORGAN'S CAREER STATISTICS

YEAR	CLUB	W-L	ERA	G	GS	CG	SHO	SV	IP	H	R	ER	HR	HB	BB	SO	WP	BK	AVG
2011	Williamsport	3-3	2.01	11	11	0	0	0	53.2	42	18	12	2	2	14	43	3	0	.206
2012	Clearwater	4-#10	3.29	21	20	1	0	0	123.0	103	46	45	7	2	28	140	3	1	.227
	Reading	4-1	3.53	6	6	0	0	0	35.2	34	14	14	2	0	11	29	3	0	.260
2013	Lehigh Valley	2-7	4.04	16	16	0	0	0	71.1	84	41	32	10	5	26	49	3	2	.296
	GCL Phillies	0-1	2.57	2	2	0	0	0	7.0	6	2	2	0	0	0	8	0	0	.231
2014	Injured – Did not pitch																		
2015	Lehigh Valley	0-6	4.74	13	13	0	0	0	68.1	81	45	36	7	1	27	33	1	0	.298
	PHILLIES	5-7	4.48	15	15	0	0	0	84.1	88	45	42	14	4	17	49	2	1	.269
2016	Lehigh Valley	6-1	3.04	8	7	0	0	0	50.1	43	19	17	4	2	10	52	1	0	.232
	PHILLIES	2-11	6.04	23	21	0	0	0	113.1	141	81	76	23	4	29	95	2	0	.303
2017	PHILLIES	3-3	4.12	37	0	0	0	0	54.2	51	25	25	10	0	18	63	1	0	.242
	Lehigh Valley	0-1	4.67	12	0	0	0	0	17.1	19	9	9	1	1	5	14	0	1	.288
<b>Minors Totals</b>		<b>19-30</b>	<b>3.52</b>	<b>89</b>	<b>75</b>	<b>1</b>	<b>0</b>	<b>0</b>	<b>426.2</b>	<b>412</b>	<b>194</b>	<b>167</b>	<b>33</b>	<b>13</b>	<b>121</b>	<b>368</b>	<b>14</b>	<b>4</b>	<b>.254</b>
<b>ML</b>	<b>Totals</b>	<b>10-21</b>	<b>5.10</b>	<b>75</b>	<b>36</b>	<b>0</b>	<b>0</b>	<b>0</b>	<b>252.1</b>	<b>280</b>	<b>151</b>	<b>143</b>	<b>47</b>	<b>8</b>	<b>64</b>	<b>207</b>	<b>5</b>	<b>1</b>	<b>.279</b>

# Tied for league lead

## MORGAN'S MAJOR LEAGUE HITTING TOTALS

	AVG	AB	R	H	2B	3B	HR	RBI	SH	SF	HP	BB	SO	SB	CS	E
2017	.500	2	0	1	0	0	0	0	0	0	0	1	1	0	0	4
<b>Career</b>	<b>.100</b>	<b>60</b>	<b>3</b>	<b>6</b>	<b>2</b>	<b>0</b>	<b>0</b>	<b>2</b>	<b>4</b>	<b>0</b>	<b>0</b>	<b>2</b>	<b>24</b>	<b>0</b>	<b>0</b>	<b>4</b>

## MORGAN'S CAREER TRANSACTIONS

- Selected by Philadelphia in 3rd round of June 2011 draft

## MORGAN'S CAREER FIELDING

POSITION	PCT	G	PO	A	E	TC	DP
Pitcher	.913	75	12	30	4	46	3

## MORGAN'S GAME HIGHS

**STRIKEOUTS:** 8 – 4 times, last: 9/22/16 at NYM... **WALKS:** 3 – 4 times, last: 6/12/16 at WSH... **LONGEST OUTING:** 7.0 inn. – 3 times, last: 5/10/16 at ATL... **WINNING STREAK:** 3 games – 8/19-9/3/17... **LOSING STREAK:** 9 games – 5/15-8/31/16... **SCORELESS STREAK:** 8.1 inn. – 8/2-20/17







## HÉCTOR NERIS

### RIGHT-HANDED PITCHER

50

**B-T:** R-R  
**HT:** 6-2; **WT:** 227  
**OPENING DAY AGE:** 28  
**BORN:** June 14, 1989, Villa Altigracia, DR  
**RESIDES:** Villa Altigracia, DR  
**ML SERVICE:** 2 years, 104 days  
**HOW OBTAINED:** Signed by Phillies as an amateur free agent, 4/29/10

#### 2017

- Made his 2nd consecutive Opening Day roster
- Among all NL relievers, T-4th in games finished (56) and ranked 5th in games (74), 8th in saves (26) and 9th in save % (89.7) & innings (74.2)
- His 89.7 save % was the 8th-highest ever by a Phillies pitcher with at least 20 save opportunities
- Appeared in 3 games for the Dominican Republic in the 2017 World Baseball Classic (2.70 ERA)
- Successfully converted each of his final 20 save opportunities, the longest streak by a Phillie in a single season since Brad Lidge converted all 41 of his saves in 2008
- Was 15-for-15 in saves against the NL East and posted a 1.64 ERA in 36 games
- His 26 saves were the most in a single season by a Dominican-born Phillies pitcher since 2003 (Jose Mesa, 24) and his 28 career saves are 2nd-most in Phillies history by a Dominican-born pitcher, behind only Mesa (112)
- Had a 1.98 ERA (16 ER, 72.2 IP) in 71 of his 74 appearances

#### 2016

- Made his first Opening Day roster
- Among NL relievers, finished 3rd in innings (80.1), T-3rd in games (79) and 5th in SO (102)
- His 102 SO were the 2nd-most ever by a Phillies reliever, behind only Dick Selma (153 SO in 1970)
- Became the 4th reliever in Phillies history to collect 100 SO in a season
- Had a 1.94 ERA (17 ER, 79.0 IP) in 77 of his 79 appearances
- Had a career-best 14.2-inning scoreless streak, 9/23/15-4/22/16 (13 G)
- Tossed a career-high 2.2 innings, 4/20 vs NYM
- Earned his 1st career save, 5/1 vs CLE
- Had a 1.29 ERA (4 ER, 28.0 IP) and 0.71 WHIP (7 BB, 13 H) over his first 26 games, 4/4-5/29
- His 46 appearances before the All-Star break were the most by a Phillies reliever since 2004 (Rheal Cormier) and only 1 shy of Kent Tekulve's club record 47 in 1987
- Struck out 102 of the 328 batters he faced (31.1% SO rate)
- Pitched in 3 games for Este in the Dominican Winter League

#### 2015

- Shuttled between Lehigh Valley (AAA) and the Phillies all season
- Began the season with Lehigh Valley
- Had a 1.80 ERA (2 ER, 10.0 IP) through his first 7 appearances, then an 11.74 ERA (10 ER, 7.2 IP) in his next 8 games before posting a 0.46 ERA (3 ER, 19.2 IP) through his final 12 games

- Pitched at least 2.0 innings in 11 of his 27 appearances with Lehigh Valley and had a 2.01 ERA (5 ER, 22.1 IP) in those games
- Posted a 3.00 ERA (13 ER, 39.0 IP) in 31 of his 32 ML appearances; allowed a career-high 4 ER in 1.1 IP, 8/24 vs NYM
- Averaged 9.15 SO/9.0 IP (41 SO, 40.1 IP) with the Phillies
- Posted a 2.65 ERA (5 ER, 17.0 IP) on the road, as opposed to a 4.63 ERA (12 ER, 23.1 IP) at Citizens Bank Park
- Pitched in 18 games for Este in the Dominican Winter League (1-2, 3.00 ERA) and averaged 9.0 SO/9.0 IP (21 SO, 21.0 IP)

#### 2014

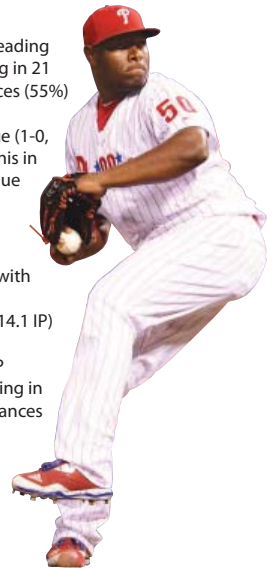
- Shuttled between Lehigh Valley and Reading (AA) most of the season
- Had a 15.0-inning scoreless streak (9 G) with the IronPigs, 7/12-8/7
- Had his contract selected on 8/3
- Made his ML debut and earned the win, 8/5 vs HOU (1.0 IP, SO); optioned back to Lehigh Valley following the game
- Did not allow a run in 26 of his 37 games with Lehigh Valley (70%), but allowed 3 or more runs in 6 of 37 (16%)
- Posted a 0.43 ERA (1 ER, 21.0 IP) in 14 home games with Lehigh Valley
- Pitched for Este in the Dominican Winter League, where he did not allow a run in 18.0 IP (20 G)

#### 2013

- Spent the season with Reading
- Pitched at least 1.0 inning in 21 of his 38 relief appearances (55%)
- Pitched for Este in the Dominican Winter League (1-0, 1.93 ERA, 10 G) and Mochis in the Mexican Winter League (0-0, 0.00 ERA, 2 G)

#### 2012

- Spent the entire season with Clearwater (A)
- Posted a 1.26 ERA (2 ER, 14.1 IP) in 9 April games
- Averaged 10.75 SO/9.0 IP
- Threw more than 1.0 inning in 28 of his 50 relief appearances (56%)
- Pitched in 6 games for Este in the Dominican Winter League



**2011**

- Split the season between Williamsport (A) and Lakewood (A)
- 12 of his 15 appearances with Williamsport were scoreless
- Had a 1.77 ERA (4 ER, 20.1 IP) in his final 11 games with Lakewood after posting a 6.75 ERA (11 ER, 14.2 IP) through his first 8 appearances
- Held LHH to a .161 AVG (10-62) with Lakewood
- Averaged 10.98 SO/9.0 IP between both levels (72 SO, 59.0 IP)

**2010**

- Made his pro debut with the Dominican Summer League Phillies (R)
- Held opponents to a .199 AVG (30-151)
- Participated in Florida Instructional League

**PERSONAL**

Héctor Neris (pronounced HEHK-ter NAIR-iss)... Has one son, Derek (5/21/15)... 2008 graduate of Colegio José Francisco Peña Gómez, where he played volleyball, basketball and chess... **Hobbies:** Riding horses and cooking... **Signed by:** Koby Pérez.

**HÉCTOR NERIS' CAREER STATISTICS**

YEAR	CLUB	W-L	ERA	G	GS	CG	SHO	SV	IP	H	R	ER	HR	HB	BB	SO	WP	BK	AVG
2010	DSL Phillies	1-1	3.24	16	1	0	0	5	41.2	30	18	15	1	5	13	34	2	1	.199
2011	Lakewood	2-1	3.86	19	0	0	0	0	35.0	34	21	15	6	1	9	43	3	1	.245
	Williamsport	1-1	1.13	15	0	0	0	0	24.0	17	3	3	1	1	8	29	0	0	.198
2012	Clearwater	4-2	3.55	#50	0	0	0	6	78.2	64	34	31	7	4	25	94	5	4	.221
2013	Reading	6-4	4.55	46	8	0	0	0	97.0	89	51	49	14	2	39	93	4	4	.241
2014	Lehigh Valley	4-3	4.19	37	1	0	0	2	58.0	50	29	27	5	6	19	58	3	2	.228
	Reading	2-0	1.86	11	0	0	0	0	19.1	12	4	4	3	0	10	12	0	0	.188
	PHILLIES	1-0	0.00	1	0	0	0	0	1.0	0	0	0	0	0	0	1	0	0	.000
2015	Lehigh Valley	1-3	3.62	27	0	0	0	1	37.1	38	16	15	1	0	24	35	2	0	.260
	PHILLIES	2-2	3.79	32	0	0	0	0	40.1	38	19	17	8	4	10	41	3	0	.245
2016	PHILLIES	4-4	2.58	79	0	0	0	2	80.1	59	26	23	9	3	30	102	4	1	.202
2017	PHILLIES	4-5	3.01	74	0	0	0	26	74.2	68	26	25	9	6	26	86	2	1	.239
<b>Minors Totals</b>		<b>21-15</b>	<b>3.66</b>	<b>221</b>	<b>10</b>	<b>0</b>	<b>0</b>	<b>14</b>	<b>391.0</b>	<b>334</b>	<b>176</b>	<b>159</b>	<b>38</b>	<b>19</b>	<b>147</b>	<b>398</b>	<b>19</b>	<b>12</b>	<b>.228</b>
<b>ML</b>	<b>Totals</b>	<b>11-11</b>	<b>2.98</b>	<b>186</b>	<b>0</b>	<b>0</b>	<b>0</b>	<b>28</b>	<b>196.1</b>	<b>165</b>	<b>71</b>	<b>65</b>	<b>26</b>	<b>13</b>	<b>66</b>	<b>230</b>	<b>9</b>	<b>2</b>	<b>.224</b>

#Tied for league lead

**NERIS' MAJOR LEAGUE HITTING TOTALS**

	AVG	AB	R	H	2B	3B	HR	RBI	SH	SF	HP	BB	SO	SB	CS	E
<b>Career</b>	.000	1	0	0	0	0	0	0	0	0	0	0	1	0	0	3

**NERIS' WORLD BASEBALL CLASSIC STATISTICS**

YEAR	CLUB	W-L	ERA	G	GS	CG	SHO	SV	IP	H	R	ER	HR	HB	BB	SO	WP	BK	AVG
2017	Dominican Rep.	0-0	2.70	3	0	0	0	0	3.1	2	1	1	1	0	1	2	0	0	.182

**NERIS' CAREER TRANSACTIONS**

- Signed by Philadelphia as an amateur free agent, April 29, 2010

**NERIS' CAREER FIELDING**

POSITION	PCT	G	PO	A	E	TC	DP
Pitcher	.909	186	11	19	3	33	0

**NERIS' GAME HIGHS**

**STRIKEOUTS:** 6 – 4/20/16 vs NYM... **WALKS:** 3 – 2 times, last: 5/30/16 vs WSH... **LONGEST OUTING:** 2.2 inn. – 4/20/16 vs NYM... **WINNING STREAK:** 3 games – 2 times, last: 6/28-8/2/16... **LOSING STREAK:** 3 games – 8/24/15-5/6/16... **SCORELESS STREAK:** 14.2 inn. – 9/23/15-4/22/16



## PAT NESHEK

### RIGHT-HANDED PITCHER

🐦 @PatNeshek

**B-T:** S-R

**HT:** 6-3; **WT:** 221

**OPENING DAY AGE:** 37

**BORN:** September 4, 1980, Madison, WI

**RESIDES:** Vero Beach, FL

**ML SERVICE:** 9 years, 159 days

**HOW OBTAINED:** Signed by Phillies as a free agent, 12/15/17

**CONTRACT STATUS:** Signed a two-year contract on 12/15/17, taking him through 2019 with a club option for 2020

93

### 2017

- Selected to his 2nd career All-Star Game (1.0 IP, H)
- Made 5 scoreless appearances for the World Baseball Classic champion Team USA
- Among all NL relievers, ranked 1st in BB/9.0 IP (0.87), 2nd in ERA (1.59) & SO/BB ratio (11.50) and 3rd in WHIP (0.87)
- Began the season with the Phillies
- Each of his 23 appearances at Citizens Bank Park were scoreless (21.2 IP)
- 61 of his 71 appearances were scoreless, including each of his first 14 (4/5-5/13)
- Had a 0.72 ERA through his first 25.0 IP, lowest by a Phillies reliever to start a season since Brad Lidge in 2008 (also 0.72)
- Was on the paternity list, 4/19-20, for the birth of daughter, Skye
- Traded to COL on 7/26
- Posted a 2.45 ERA with 24 strikeouts to 1 walk in 28 appearances for COL
- Pitched 1.1 innings in the NL Wild Card Game at ARI, 10/4

### 2016

- His 2nd season with HOU
- Held opposing hitters to a .194 AVG (33-170)
- Ranked 6th among AL relievers in OPP OPS vs RHH (.463)
- Reached 60 appearances for the 3rd consecutive season
- Held opponents scoreless in 50 of his 60 appearances (83.3%)
- Had a 5.14 ERA in April (4 ER, 7.0 IP), then posted a 2.70 ERA (12 ER, 40.0 IP) and 0.95 WHIP over his final 50 appearances of the season
- Notched his 400th career appearance, 7/19 at OAK
- Did not allow more than 2 ER in any appearance until his final game of the season (3 ER)

### 2015

- Finished 2nd on the team in appearances (66)
- Began the season with a 24-game walkless streak, the 2nd-longest streak to begin a season in MLB history (Mark Eichhorn, 30 G, 1991)
- Ranked 5th among AL relievers in inherited runners scored percentage (14.8%, 4-27)
- Collected 3 wins over 5 appearances, 4/27-5/7
- Did not allow a run in 17 consecutive appearances (14.0 IP), 4/27-6/7
- Posted a .183 (21-115) OPP AVG prior to the All-Star break
- Committed the first error of his career, 9/2 vs SEA; had gone 353 straight games without making an error
- Appeared in 2 games of the ALDS vs KC (0 ER, 1.0 IP)

### 2014

- Selected to his 1st career All-Star Game
- Finished 1st among all NL relievers in SO/BB ratio (7.56), 2nd in WHIP (0.79), T-5th in wins (7), 7th in ERA (1.87) and 8th in OPP AVG (.183)
- Was a non-roster invitee to spring training with STL
- His 71 appearances were his most in 7 years (74 G in 2007)
- 62 of his 71 appearances were scoreless (87.3%)
- Had a career-best 20.1-inning scoreless streak, 4/11-5/31
- Allowed just 2 ER over a 49-game span, 4/11-8/13 (0.39 ERA, 46.0 IP)
- Earned his 1st career save, 6/4 at KC
- Went 4-0, 2 SV, 0.70 ERA (43 G, 3 ER, 38.1 IP) before the All-Star break and 3-2, 4 SV, 3.41 ERA (28 G, 11 ER, 29.0 IP) after the break
- Appeared in 8 postseason games (4 NLDS vs LAD, 4 NLCS vs SF), going 0-1, 2.35 ERA (2 ER, 7.2 IP, 3 H, 0 BB, 6 SO)

### 2013

- Spent the majority of the season with OAK; also appeared in 2 games with Sacramento (AAA)
- Did not allow an ER in 21 of 24 appearances from 4/13-6/25 (1.17 ERA, 3 ER, 23.0 IP); had a 5.52 ERA (9 ER, 14.2 IP) over his final 16 games of the season
- Made his 200th career appearance, 5/20 at TEX

### 2012

- Began the season with Norfolk (AAA)
- Posted a 2.66 ERA, 11 SV in 35 appearances for the Tides before being traded to OAK on 8/3
- Went 2-1 with a 1.37 ERA and .147 OPP AVG in 24 appearances with the A's
- Held RHH to a .094 AVG (5-53) with OAK
- Posted a 12.0-inning scoreless streak, 8/15-9/20 (14 G)
- Did not allow a run over 11 appearances at home (10.2 IP)
- Made 1 appearance in the ALDS at DET

### 2011

- Went to spring training with MIN
- Was claimed off waivers by SD on 3/20 and made the Opening Day roster
- Earned the win on Opening Day, 3/31 at STL; was his first win since 8/15/07 at SEA
- Went 1-0, 2.16 ERA over his first 16 games, 3/31-6/10
- Posted a 3.46 ERA (5 ER, 13.0 IP) over 14 appearances at Petco Park and a 4.63 ERA (6 ER, 11.2 IP) in 11 games on the road
- Had 4 separate stints with SD; also made 24 appearances with Tucson (AAA)

**2010**

- Began the season with MIN
- Did not allow a run over his first 5 appearances (4.1 IP)
- Was on the 15-day DL with inflammation in his right middle finger, 4/29-6/4; made 2 rehab appearances for Fort Myers (A) before being reinstated on 6/5 and optioned to Rochester (AAA)
- Did not allow a run in 9 consecutive appearances (11.1 IP) with Rochester, 7/27-8/20
- Was recalled by MIN on 9/6
- Had a season-high 3 SO, 9/25 at DET

**2009**

- Missed the entire season while recovering from Tommy John surgery

**2008**

- Began the season with MIN
- Did not allow a run in 7 straight appearances, 4/17-30 (6.0 IP)
- Was placed on the 15-day DL on 5/9 with an acute partial tear of the ulnar collateral ligament in his right elbow and missed the remainder of the season

**2007**

- Made his 1st career Opening Day roster and spent the entire season with MIN
- Was one of 5 players on the Final Vote ballot for the 2007 AL All-Star team
- Set career highs in appearances (74), innings (70.1), SO (74) and wins (7)
- Finished T-2nd among all AL relievers in wins, 5th in OPP AVG (.183), T-5th in appearances and T-9th in SO
- Had a 16.1-inning scoreless streak, 4/21-5/25
- Did not allow a run in 11 consecutive appearances (10.1 IP), 5/29-6/22; also had a 9-game scoreless streak, 7/7-21
- Had two separate 3-game winning streaks, 4/3-6/1 and 7/15-28

**2006**

- Began the season with Rochester
- Had a 9.1-inning scoreless streak, 4/6-21, and an 11.1-inning streak from 4/29-5/12

- Was selected as a midseason and postseason International League All-Star
- Named the best reliever in the IL and a triple-A All-Star by *Baseball America*
- Selected as the MiLB.com triple-A Relief Pitcher of the Year
- Was recalled on 7/7 and made his ML debut that night at TEX (2.0 IP, H, SO)
- Did not allow a run over his first 5 ML appearances, 7/7-23 (7.0 IP)
- Earned his first ML win, 7/30 vs DET
- Posted a 12.1-inning scoreless streak with 19 SO/1 BB, 7/30-8/23
- Went 4-0, 0.90 ERA (2 ER, 20.0 IP) with a .181 OPP AVG at the Metrodome
- Stranded 26 of 29 inherited runners (89.7%)
- Made 2 appearances in the ALDS vs OAK

**2005**

- Spent the entire season with New Britain (AA)
- Made the 5th-most appearances in the Eastern League (55)
- Led his club and finished T-3rd in the EL in saves (24)
- Averaged 10.4 SO/9.0 IP
- Did not allow a run in 14 of 15 appearances, 4/18-5/29 (0.92 ERA)
- Tied his season high with 5 SO, 6/20 vs Binghamton
- Following the season, was ranked the 6th-best prospect in the Twins minor league system by *Baseball America*

**2004**

- Began the season with New Britain
- Had an 11.0-inning scoreless streak, 5/5-6/5
- Did not allow a run in 5 straight appearances (7.2 IP), 6/17-7/1
- Was transferred to Fort Myers (A) on 7/15
- Held opponents scoreless in 10 of 12 appearances with Fort Myers, 7/17-8/20

**2003**

- Finished 3rd among MIN minor leaguers in saves (17)
- Began the season with Quad Cities (A)
- Posted a 14.1-inning scoreless streak, 4/5-5/4



- Was named MIN's Minor League Player of the Week, 4/12-18, and Twins Minor League Pitcher of the Month for April
- Was selected to the Midwest League All-Star team
- Promoted to Fort Myers on 6/23, then again to New Britain on 8/12
- Pitched for Grand Canyon in the Arizona Fall League

## 2002

- Began his pro career with Elizabethton (R)
- Led the club and ranked T-2nd in the Appalachian League in saves (15)
- Did not allow an earned run in 15 consecutive appearances, 7/11-8/20 (19.2 IP)

## PERSONAL

Patrick Neshek (pronounced NEE-shehk)... Married, wife's name is Stephanie (12/30/06); has one son, Hoyt (3/13/14), and two daughters, Shae (12/23/15) and Skye (4/20/17)... 1999 graduate of Park Center High School (MD), where he was named All-State as a senior... Developed his sidearm delivery after an injury in high school... Attended Butler University (IN), where he set the single-game strikeout record (18 vs Detroit, 4/15/01), single-season strikeout record (118, 2001) and career strikeout record (280)... Named a 2001 Cape Cod League All-Star with Wareham... **Hobby:** Collecting baseball cards and sports memorabilia, which he chronicles on his website (eteamz.com/PatNeshek)... **Signed by:** Billy Milos.

## PAT NESHEK'S CAREER STATISTICS

YEAR	CLUB	W-L	ERA	G	GS	CG	SHO	SV	IP	H	R	ER	HR	HB	BB	SO	WP	BK	AVG
2002	Elizabethton	0-2	0.99	23	0	0	0	15	27.1	13	6	3	0	2	6	41	1	0	.141
2003	Quad Cities	3-2	0.52	28	0	0	0	14	34.1	20	3	2	0	1	11	53	1	0	.165
	Fort Myers	4-1	2.15	20	0	0	0	2	29.1	22	8	7	2	1	6	29	0	1	.202
	New Britain	1-1	5.87	5	1	0	0	1	7.2	7	5	5	2	1	3	5	0	0	.233
2004	Fort Myers	0-1	2.95	16	0	0	0	10	18.1	16	7	6	2	0	2	19	0	0	.225
	New Britain	2-1	3.82	26	0	0	0	2	35.1	34	15	15	2	1	18	38	1	0	.246
2005	New Britain	6-4	2.19	55	0	0	0	24	82.1	69	25	20	9	2	21	95	3	0	.225
2006	Rochester	6-2	1.95	33	0	0	0	14	60.0	41	13	13	7	1	14	87	2	0	.189
	MINNESOTA	4-2	2.19	32	0	0	0	0	37.0	23	9	9	6	0	6	53	0	0	.176
2007	MINNESOTA	7-2	2.94	74	0	0	0	0	70.1	44	25	23	7	2	27	74	2	0	.183
2008	MINNESOTA	0-1	4.73	15	0	0	0	0	13.1	12	7	7	2	0	4	15	0	0	.240
2009	MINNESOTA	Injured – Did not pitch																	
2010	MINNESOTA	0-1	5.00	11	0	0	0	0	9.0	7	5	5	1	1	8	9	0	0	.206
	Fort Myers - a	0-0	13.50	2	0	0	0	0	2.0	3	3	3	0	0	2	2	0	0	.333
	Rochester	5-1	3.89	30	0	0	0	1	39.1	40	21	17	4	3	13	25	0	0	.270
2011	SAN DIEGO	1-1	4.01	25	0	0	0	0	24.2	19	12	11	4	1	22	20	1	0	.216
	Tucson	1-2	4.10	24	0	0	0	3	26.1	29	12	12	5	0	10	13	0	0	.293
2012	Norfolk	3-2	2.66	35	0	0	0	11	44.0	42	13	13	1	1	7	49	2	0	.251
	OAKLAND	2-1	1.37	24	0	0	0	0	19.2	10	3	3	3	1	6	16	1	0	.147
2013	OAKLAND	2-1	3.35	45	0	0	0	0	40.1	40	17	15	6	0	15	29	1	0	.252
	Sacramento	0-0	0.00	2	0	0	0	0	2.0	2	2	0	1	0	0	2	0	0	.250
2014	ST. LOUIS	7-2	1.87	71	0	0	0	6	67.1	44	14	14	4	2	9	68	1	0	.183
2015	HOUSTON	3-6	3.62	66	0	0	0	1	54.2	49	25	22	8	2	12	51	1	0	.240
2016	HOUSTON	2-2	3.06	60	0	0	0	0	47.0	33	17	16	6	0	11	43	1	0	.194
2017	PHILLIES	3-2	1.12	43	0	0	0	1	40.1	28	5	5	2	0	5	45	0	0	.199
	COLORADO	2-1	2.45	28	0	0	0	0	22.0	20	8	6	1	0	1	24	0	0	.235
	PHI/COL	5-3	1.59	71	0	0	0	1	62.1	48	13	11	3	0	6	69	0	0	.212
	<b>Minors Totals</b>	<b>31-19</b>	<b>2.56</b>	<b>299</b>	<b>1</b>	<b>0</b>	<b>0</b>	<b>97</b>	<b>408.1</b>	<b>338</b>	<b>133</b>	<b>116</b>	<b>35</b>	<b>13</b>	<b>113</b>	<b>458</b>	<b>10</b>	<b>1</b>	<b>.223</b>
	<b>AL Totals</b>	<b>20-16</b>	<b>3.09</b>	<b>327</b>	<b>0</b>	<b>0</b>	<b>0</b>	<b>1</b>	<b>291.1</b>	<b>218</b>	<b>108</b>	<b>100</b>	<b>39</b>	<b>6</b>	<b>89</b>	<b>290</b>	<b>6</b>	<b>0</b>	<b>.206</b>
	<b>NL Totals</b>	<b>13-6</b>	<b>2.10</b>	<b>167</b>	<b>0</b>	<b>0</b>	<b>0</b>	<b>7</b>	<b>154.1</b>	<b>111</b>	<b>39</b>	<b>36</b>	<b>11</b>	<b>3</b>	<b>37</b>	<b>157</b>	<b>2</b>	<b>0</b>	<b>.200</b>
	<b>ML Totals</b>	<b>33-22</b>	<b>2.75</b>	<b>494</b>	<b>0</b>	<b>0</b>	<b>0</b>	<b>8</b>	<b>445.2</b>	<b>329</b>	<b>147</b>	<b>136</b>	<b>50</b>	<b>9</b>	<b>126</b>	<b>447</b>	<b>8</b>	<b>0</b>	<b>.204</b>

a - Rehab assignment

## NESHEK'S WILD CARD GAME STATISTICS

YEAR	CLUB, OPP	W-L	ERA	G	GS	CG	SHO	SV	IP	H	R	ER	HR	HB	BB	SO	WP	BK	AVG
2017	COL, ARI	0-0	13.50	1	0	0	0	0	1.1	2	2	2	0	0	1	2	0	0	.333

## NESHEK'S DIVISION SERIES STATISTICS

YEAR	CLUB, OPP	W-L	ERA	G	GS	CG	SHO	SV	IP	H	R	ER	HR	HB	BB	SO	WP	BK	AVG
2006	MIN, OAK	0-1	9.00	2	0	0	0	0	1.0	1	1	1	0	0	0	1	0	0	.250
2012	OAK, DET	0-0	0.00	1	0	0	0	0	0.2	0	0	0	0	0	0	1	0	0	.000
2014	STL, LAD	0-1	2.45	4	0	0	0	0	3.2	2	1	1	1	0	0	3	0	0	.143
2015	HOU, KC	0-0	0.00	2	0	0	0	0	1.0	2	0	0	0	0	0	2	0	0	.400
	<b>DS Totals</b>	<b>0-2</b>	<b>2.84</b>	<b>9</b>	<b>0</b>	<b>0</b>	<b>0</b>	<b>0</b>	<b>6.1</b>	<b>5</b>	<b>2</b>	<b>2</b>	<b>1</b>	<b>0</b>	<b>0</b>	<b>7</b>	<b>0</b>	<b>0</b>	<b>.200</b>

## NESHEK'S LEAGUE CHAMPIONSHIP SERIES STATISTICS

YEAR	CLUB, OPP	W-L	ERA	G	GS	CG	SHO	SV	IP	H	R	ER	HR	HB	BB	SO	WP	BK	AVG
2014	STL, SF	0-0	2.25	4	0	0	0	0	4.0	1	1	1	1	0	0	3	0	0	.077

## NESHEK'S ALL-STAR GAME STATISTICS

YEAR	CLUB, SITE	W-L	ERA	G	GS	CG	SHO	SV	IP	H	R	ER	HR	HB	BB	SO	WP	BK	AVG
2014	NL, MIN	0-1	54.00	1	0	0	0	0	0.1	3	2	2	0	0	0	0	0	0	.750
2017	NL, MIA	0-0	0.00	1	0	0	0	0	1.0	1	0	0	0	0	0	0	0	0	.250
<b>ASG</b>	<b>Totals</b>	<b>0-1</b>	<b>13.50</b>	<b>2</b>	<b>0</b>	<b>0</b>	<b>0</b>	<b>0</b>	<b>1.1</b>	<b>4</b>	<b>2</b>	<b>2</b>	<b>0</b>	<b>0</b>	<b>0</b>	<b>0</b>	<b>0</b>	<b>0</b>	<b>.500</b>

## NESHEK'S WORLD BASEBALL CLASSIC STATISTICS

YEAR	CLUB	W-L	ERA	G	GS	CG	SHO	SV	IP	H	R	ER	HR	HB	BB	SO	WP	BK	AVG
2017	USA	1-0	0.00	5	0	0	0	0	5.0	4	0	0	0	0	1	4	0	0	.235

## NESHEK'S CAREER TRANSACTIONS

- Selected by Minnesota Twins in 6th round of June 2002 draft
- On disabled list with a partial tear of his right ulnar collateral ligament, May 9-October 23, 2008
- On disabled list following Tommy John surgery on his right elbow, February 21-November 9, 2009
- On disabled list with inflammation in his right middle finger, April 29-June 4, 2010; included rehab assignment to Fort Myers, May 31-June 4
- Claimed off waivers by San Diego Padres, March 20, 2011
- Signed by Baltimore Orioles as a minor league free agent, January 30, 2012
- Traded to Oakland A's for cash considerations, August 3, 2012
- Signed by St. Louis Cardinals as a minor league free agent, February 6, 2014
- Signed by Houston Astros as a free agent, December 12, 2014
- Traded to Philadelphia for cash considerations, November 4, 2016
- Traded to Colorado Rockies with cash considerations for José Gómez (ss), Alejandro Requena (rhp) and JD Hammer (rhp), July 26, 2017
- Signed by Philadelphia as a free agent, December 15, 2017

## NESHEK'S CAREER FIELDING

POSITION	PCT	G	PO	A	E	TC	DP
Pitcher	.969	494	14	49	2	65	1

## NESHEK'S GAME HIGHS

**STRIKEOUTS:** 4 – 3 times, last: 8/10/14 at BAL... **WALKS:** 4 – 7/26/11 vs ARI... **LONGEST OUTING:** 2.2 inn. – 8/1/06 vs TEX...  
**WINNING STREAK:** 7 games – 6/25/13-8/19/14... **LOSING STREAK:** 6 games – 6/27-9/18/15... **SCORELESS STREAK:** 20.1 inn. – 4/11-5/31/14



## AARON NOLA RIGHT-HANDED PITCHER

🐦 @AaronNola027



**B-T:** R-R

**HT:** 6-2; **WT:** 200

**OPENING DAY AGE:** 24

**BORN:** June 4, 1993, Baton Rouge, LA

**RESIDES:** Baton Rouge, LA

**ML SERVICE:** 2 years, 76 days

**HOW OBTAINED:** Selected by Phillies in 1st round (7th overall) of June 2014 draft

### 2017

- Ranked 8th among NL starters in SO/9.0 IP (9.86), 9th in SO rate (26.6%) & 1st pitch strike % (64.4%) and 10th in SO/BB (3.71)
- Had the most SO ever by a Phillies pitcher who made fewer than 30 starts in a season
- Did not allow a HR until the third inning of his third start, capping a 31.0-inning homerless streak over parts of 7 games, 7/2/16-4/20/17
- Was on the 10-day DL with a lower back strain, 4/24 (retro to 4/21) to 5/20; made 2 rehab starts for Lehigh Valley (AAA)
- His 17.0-inning scoreless streak, 6/27-7/8, was the longest by a Phillies starter in 2017
- Allowed 2 or fewer ER and struck out 7 or more in 7 straight starts, 6/22-7/26, becoming the only Phillies pitcher to do so since ER began to be recorded in 1912
- Had his first career 10-SO game, 7/26 vs HOU
- Had 10 straight starts with 2 or fewer runs allowed (6/22-8/12), the longest such streak by a Phillie since the current mound distance was established in 1893
- Went 6-2 with a 1.71 ERA (13 ER, 68.1 IP), 1.00 WHIP (19 BB, 49 H), 78 SO and .196 OPP AVG in 10 starts, 6/22-8/12
- Did not allow a home run in 27.0 consecutive innings in parts of 5 starts, 7/21-8/12
- Went 3-1 with a 1.32 ERA (5 ER, 34.0 IP) and 43 SO in 5 July starts, his lowest ERA in any month of his career; ranked third among ML starters in ERA in July behind Clayton Kershaw (0.47) and Chris Sale (1.04)
- Struck out a career-high 11 batters, 9/13 vs MIA
- Averaged 9.86 SO/9.0 IP (184 SO, 168.0 IP), becoming the 2nd qualifying Phillie with a SO/9.0 IP that high (other: Curt Schilling, 11.29 in 1997 and 10.05 in 1998)
- His 2.98 home ERA (31 ER, 93.2 IP) was 7th-best among NL starters and was the 5th-lowest home ERA in a season by a Phillies starter in the history of Citizens Bank Park, trailing only Cliff Lee (1.94 in 2011), Roy Halladay (2.21 in 2010 & 2.48 in 2011) and Cole Hamels (2.64 in 2011)
- Led team and set career highs in ERA (3.54), wins (12), starts (27), innings (168.0) and SO (184)
- Allowed 2 ER or fewer in 18 of his 27 starts and struck out at least 8 batters in 11 starts

### 2016

- Made his 1st career Opening Day roster
- Posted a 2.65 ERA and 0.99 WHIP over his first 12 starts, 4/6-6/5
- His 0.85 WHIP was the lowest of any Phillies starting pitcher through their first 7 starts of a season since 1998 (Schilling, 0.84)
- Had a career-best 23.0-inning scoreless streak, 4/22-5/8, tied for the longest in the NL

- Had 9 consecutive quality starts, 4/22-6/5, the longest streak by a Phillie since Cole Hamels had 10 straight in 2013
- In 6 starts against NL Central teams, went 4-1, 2.13 ERA (9 ER, 38.0 IP)
- Through his first 25 career starts, posted a 3.12 ERA (54 ER, 155.2 IP), 1.09 WHIP and held opposing hitters to a .232 AVG
- Was placed on the 15-day DL on 8/3 (retro to 7/29) with a right elbow strain; was transferred to the 60-day DL on 8/17 and missed the remainder of the season

### 2015

- Began the season with Reading (AA)
- Went 7-2, 1.50 ERA (12 ER, 72.0 IP) over his final 11 starts for Reading, 4/17-6/13
- Named Phillies Minor League Pitcher of the Week, 5/4-10, and Pitcher of the Month for May (4-1, 1.35 ERA, 6 ER, 40.0 IP, 32 SO, 5 BB)
- Promoted to Lehigh Valley on 6/15
- Won each of his first 3 starts while posting a 1.53 ERA (3 ER, 17.2 IP) over that stretch
- Selected to participate in the All-Star Futures Game for Team USA, but did not pitch
- Had his contract selected and made his ML debut, 7/21 vs TB (L, 6.0 IP, 5 H, R, ER, HR, BB, 6 SO)



- Was the first player drafted by Philadelphia to make his ML debut the very next season since Pat Combs in 1989
- Had a 13.0-inning scoreless streak, 8/18-28, the longest by a Phillies rookie since 2011 (Vance Worley, 14.0 IP)
- Pitched 8.0 scoreless innings, 8/23 at MIA
- In 7 starts against NL East teams, went 3-1, 3.29 ERA
- The Phillies won 7 of his first 10 starts and overall went 7-6 in the 13 games he started
- Promoted to Reading on 8/4
- Earned the win in his double-A debut, 8/6 vs Harrisburg (5.0 IP, ER, BB, 4 SO)
- Following the season, was named the 2nd-best prospect in the Phillies minor league system by *Baseball America*
- Participated in Florida Instructional League

## PERSONAL

Aaron Michael Nola (pronounced NOH-luh)... 2011 graduate of Catholic High School (LA)... Named Class 5A State Player of the Year and voted "Mr. Baseball" for the state of Louisiana during his senior season... Attended Louisiana State University... Honored as the 2014 National Pitcher of the Year by the College Baseball Foundation... In 2014 was a Golden Spikes Award finalist, named First-Team All-American, SEC Pitcher of the Year and First-Team All-SEC... Older brother Austin is a catcher in the Miami Marlins organization...

**Hobbies:** Hunting and fishing... **Signed by:** Mike Stauffer.

## 2014

- Began his pro career with Clearwater (A)
- Held opponents to just 4 hits in 33 AB with runners on base (.121 AVG)
- Went 2-2, 2.25 ERA (7 ER, 28.0 IP) over his final 6 games after he allowed 4 ER in 2.1 IP in his professional debut
- Did not allow a walk in 19.0 consecutive innings, 7/1-19
- Allowed just 1 hit over 5.0 scoreless innings in his 1st pro win, 7/6 at Brevard County

## AARON NOLA'S CAREER STATISTICS

YEAR	CLUB	W-L	ERA	G	GS	CG	SHO	SV	IP	H	R	ER	HR	HB	BB	SO	WP	BK	AVG
2014	Clearwater	2-3	3.16	7	6	0	0	0	31.1	24	12	11	4	0	5	30	1	0	.214
	Reading	2-0	2.63	5	5	0	0	0	24.0	25	7	7	4	0	5	15	0	0	.272
2015	Reading	7-3	1.88	12	12	0	0	0	76.2	59	17	16	4	3	9	59	0	0	.219
	Lehigh Valley	3-1	3.58	6	6	0	0	0	32.2	38	14	13	3	0	9	33	0	0	.288
	PHILLIES	6-2	3.59	13	13	0	0	0	77.2	74	31	31	11	2	19	68	0	0	.251
2016	PHILLIES	6-9	4.78	20	20	0	0	0	111.0	116	68	59	10	6	29	121	2	0	.264
2017	PHILLIES	12-11	3.54	27	27	0	0	0	168.0	154	67	66	18	2	49	184	1	0	.241
	Lehigh Valley - a	1-0	0.87	2	2	0	0	0	10.1	6	1	1	0	0	1	10	0	0	.167
<b>Minors Totals</b>		<b>15-7</b>	<b>2.47</b>	<b>32</b>	<b>31</b>	<b>0</b>	<b>0</b>	<b>0</b>	<b>175.0</b>	<b>152</b>	<b>51</b>	<b>48</b>	<b>15</b>	<b>3</b>	<b>29</b>	<b>147</b>	<b>1</b>	<b>0</b>	<b>.237</b>
<b>ML</b>	<b>Totals</b>	<b>24-22</b>	<b>3.94</b>	<b>60</b>	<b>60</b>	<b>0</b>	<b>0</b>	<b>0</b>	<b>356.2</b>	<b>344</b>	<b>166</b>	<b>156</b>	<b>39</b>	<b>10</b>	<b>97</b>	<b>373</b>	<b>3</b>	<b>0</b>	<b>.250</b>

a - Rehab assignment

## NOLA'S MAJOR LEAGUE HITTING TOTALS

	AVG	AB	R	H	2B	3B	HR	RBI	SH	SF	HP	BB	SO	SB	CS	E
2017	.083	48	3	4	0	0	0	1	2	0	0	4	25	0	0	0
<b>Career</b>	<b>.069</b>	<b>101</b>	<b>4</b>	<b>7</b>	<b>1</b>	<b>0</b>	<b>0</b>	<b>2</b>	<b>5</b>	<b>0</b>	<b>1</b>	<b>8</b>	<b>58</b>	<b>0</b>	<b>0</b>	<b>1</b>

## NOLA'S CAREER TRANSACTIONS

- Selected by Toronto Blue Jays in 22nd round of June 2011 draft, but did not sign
- Selected by Philadelphia in 1st round (7th overall) of June 2014 draft
- On disabled list with a right elbow strain, July 29, 2016 through the remainder of the season
- On disabled list with a lower back strain, April 21-May 20, 2017; included rehab assignment to Lehigh Valley, May 10-20

## NOLA'S CAREER FIELDING

POSITION	PCT	G	PO	A	E	TC	DP
Pitcher	.986	60	21	52	1	74	1

## NOLA'S GAME HIGHS

**STRIKEOUTS:** 11 – 9/13/17 vs MIA... **WALKS:** 4 – 3 times, last: 6/27/17 at SEA... **LONGEST OUTING:** 8.0 inn. – 3 times, last: 7/8/17 vs SD... **WINNING STREAK:** 5 games – 7/26-8/28/15... **LOSING STREAK:** 5 games – 6/11-7/23/16... **SCORELESS STREAK:** 23.0 inn. – 4/22-5/8/16





## DANNY ORTIZ

### OUTFIELDER

60

NON-ROSTER  
INVITEE

**B-T:** L-L

**HT:** 5-10; **WT:** 185

**OPENING DAY AGE:** 28

**BORN:** January 5, 1990, Caguas, PR

**RESIDES:** Cayey, PR

**ML SERVICE:** 11 days

**HOW OBTAINED:** Signed by Phillies as a minor league free agent, 12/21/17

### 2017

- Spent majority of the season with Indianapolis (AAA), playing all three outfield positions
- Recorded 27 multi-hit games, including three 4-hit games
- Had his contract selected by PIT on 4/29, and made his ML debut that night at MIA
- Collected his first ML hit, 5/18 vs WSH
- Appeared in 9 games for PIT before being optioned back to Indianapolis, 5/25
- Batted .321 (18-56) in 15 games during May for Indianapolis
- Had a 13-game hitting streak, 8/16-29
- Played for Aragua in Venezuelan Winter League

### 2016

- Played entire season with Indianapolis
- Was named International League Player of the Week, 5/30-6/5
- Batted .299 (35-117) vs LHP and just .213 (68-319) vs RHP; however, 14 of his 17 HR came off RHP
- Made 1 appearance as a pitcher on 8/25 vs Louisville, the only one of his pro career
- Played for Mayaguez in Puerto Rican Winter League; was MVP and batting champion, batting .340 (49-144) in 37 games

### 2015

- Attended spring training as a non-roster invitee with MIN
- Spent season with Rochester (AAA)
- Was 5th in the IL in XBH (51) & RBI (78) and defensively led all IL outfielders in putouts (301) & total chances (311)
- Led all IL players with 25 RBI in May
- Batted .438 (7-16) with the bases loaded, including 2 grand slams
- Was 10-for 30 (.333) with 3 homers in his final 7 games
- Played for Mayaguez in Puerto Rican Winter League

### 2014

- Began season with New Britain (AA)
- Named Twins Minor League Player of the Month for May, batting .388 (40-103), 12 2B, 2 3B, 4 HR, 23 RBI in 28 games
- Hit safely in 23 of his final 26 games for New Britain, 5/4-6/1
- Promoted to Rochester on 6/3
- Hit 2 grand slams in his first month in triple-A
- Named Twins Minor League Player of the Week, 8/2-8
- Batted .324 (23-71) in 24 August games
- Played for Mayaguez in Puerto Rican Winter League

### 2013

- Spent entire season with New Britain
- Named an Eastern League midseason All-Star
- Led the team in games (133) and was 2nd in hits (125), doubles (27), & RBI (60) and T-2nd in 3B (4)
- Named Twins Minor League Player of the Week, 7/27-8/2
- Played for Mayaguez in Puerto Rican Winter League and was named a PWL postseason All-Star

### 2012

- Began season with Beloit (A)
- Promoted to Fort Myers (A) on 4/30 after batting .299 (26-87) in 22 games
- Named Florida State League Player of the Week, 7/2-8
- Reached base safely in 18 straight games, 8/4-31, batting .441 (30-68) with a .481 OBP in that span
- Played for Mayaguez in Puerto Rican Winter League, batting .331 (44-133) in 40 games

### 2011

- Played entire season with Beloit
- Named a Midwest League midseason All-Star
- Batted .377 (26-69), 7 2B, 6 HR in 20 April games
- Played for Mayaguez in Puerto Rican Winter League

### 2010

- Spent season with Elizabethton (R)
- Finished 2nd on the team in home runs (11), total bases (119) & RBI (43) and was 3rd in games (62) & at-bats (239)

### 2009

- Missed entire season due to surgery on his left knee

### 2008

- Began pro career with Gulf Coast League Twins (R), leading the team in triples (5) and RBI (27)

### PERSONAL

Daniel Ortiz... Married Tiffany Cochran Garcia (2/20/14); has one daughter, Daniella (9/25/14)... Is a 2008 graduate of Benjamin Harrison High School (PR)... **Hobbies:** Having fun with his family, watching Netflix and taking his daughter to Chuck E. Cheese's... **Signed by:** Hector Otero.

## DANNY ORTIZ'S CAREER STATISTICS

YEAR	CLUB	AVG	G	AB	R	H	2B	3B	HR	RBI	SH	SF	HP	BB	SO	SB	CS	OBP	SLG	OPS	E
2008	GCL Twins	.274	48	186	22	51	11	5	2	27	1	2	5	11	30	4	0	.328	.419	.748	1
2009	Injured – Did not play																				
2010	Elizabethton	.259	62	239	35	62	16	4	11	43	0	*6	2	14	60	1	0	.299	.498	.797	4
2011	Beloit	.239	129	468	58	112	33	4	10	71	1	6	2	37	96	7	5	.294	.391	.685	6
2012	Beloit	.299	22	87	8	26	4	0	2	13	2	0	1	4	15	3	4	.337	.414	.751	1
	Fort Myers	.269	97	375	55	101	24	5	8	35	3	2	3	22	67	4	4	.313	.424	.737	1
2013	New Britain	.258	133	484	63	125	27	4	12	60	2	4	4	27	88	1	4	.301	.405	.706	9
2014	New Britain	.324	49	182	22	59	16	2	4	31	1	1	1	4	34	3	1	.340	.500	.840	4
	Rochester	.256	73	242	36	62	13	3	8	33	0	2	1	9	51	0	0	.283	.434	.717	3
2015	Rochester	.248	131	484	61	120	31	3	17	78	1	6	2	33	105	4	1	.295	.430	.725	5
2016	Indianapolis	.236	130	436	41	103	19	4	17	57	1	#7	1	25	91	6	8	.275	.415	.690	3
2017	Indianapolis	.270	110	411	47	111	30	1	15	63	2	6	3	19	80	5	2	.303	.457	.760	2
	PITTSBURGH	.083	9	12	1	1	0	0	0	0	0	0	0	1	1	0	0	.154	.083	.237	1
<b>Minors Totals</b>		<b>.259</b>	<b>984</b>	<b>3594</b>	<b>448</b>	<b>932</b>	<b>224</b>	<b>35</b>	<b>106</b>	<b>511</b>	<b>14</b>	<b>42</b>	<b>25</b>	<b>205</b>	<b>717</b>	<b>38</b>	<b>29</b>	<b>.301</b>	<b>.430</b>	<b>.730</b>	<b>39</b>
<b>ML</b>	<b>Totals</b>	<b>.083</b>	<b>9</b>	<b>12</b>	<b>1</b>	<b>1</b>	<b>0</b>	<b>0</b>	<b>0</b>	<b>0</b>	<b>0</b>	<b>0</b>	<b>0</b>	<b>1</b>	<b>1</b>	<b>0</b>	<b>0</b>	<b>.154</b>	<b>.083</b>	<b>.237</b>	<b>1</b>

\* League leader

# Tied for league lead

## ORTIZ'S CAREER TRANSACTIONS

- Selected by Minnesota Twins in 4th round of June 2008 draft
- Signed by Pittsburgh Pirates as a minor league free agent, November 20, 2015
- Signed by Phillies as a minor league free agent, December 21, 2017

## ORTIZ'S CAREER FIELDING

POSITION	PCT	G	PO	A	E	TC	DP
Outfield	.833	9	5	0	1	6	0



## **RICARDO PINTO** **RIGHT-HANDED PITCHER**

**51**

**B-T:** R-R

**HT:** 6-0; **WT:** 207

**OPENING DAY AGE:** 24

**BORN:** January 20, 1994, Guacara, VZ

**RESIDES:** San Joaquín, VZ

**ML SERVICE:** 87 days

**HOW OBTAINED:** Signed by Phillies as an amateur free agent, 12/28/11

### **2017**

- Began the season with Lehigh Valley (AAA)
- Did not allow a run in 20.2 innings in relief for Lehigh Valley (11 G)
- Had 4 ML stints: 5/31-6/2, 6/26-7/25, 8/4-24 and 8/31-remainder of season
- Made his ML debut, 5/31 at MIA
- Earned his 1st ML win, 6/28 at SEA (3.0 IP)
- Posted a 3.38 ERA (2 ER, 5.1 IP) in his final 7 games of the season

### **2016**

- Spent the season with Reading (AA)
- Pitched for the World Team at the All-Star Futures Game, 7/10 at Petco Park (0.2 IP)
- Went at least 6.0 innings in 19 of his 27 appearances (70%)
- Had a 3.28 ERA (52 ER, 142.2 IP) in 24 of his 27 games; allowed 19 ER in 13.1 IP in the other 3 appearances
- Named Phillies Minor League Pitcher of the Week, 5/30-6/5
- Finished 4th in the Eastern League in innings (156.0) and T-10th in starts (25)
- Posted a 3.32 ERA (22 ER, 59.2 IP) in 10 games (8 GS) following the All-Star break
- Pitched in 8 games for La Guaira in the Venezuelan Winter League (2-0, 3.86 ERA)

### **2015**

- Received the Paul Owens Award as the best pitcher in the Phillies minor league system
- Selected as Phillies Minor League Pitcher of the Month for August (4 GS, 4-0, 0.73 ERA, 2 ER, 24.2 IP)
- Named Phillies Minor League Pitcher of the Week on 3 separate occasions: 5/25-31, 6/22-28 and 8/17-23
- Began season with Lakewood (A)
- Went at least 6.0 innings and allowed 2 ER or fewer in 8 of his 11 starts

- Recorded a professional-high 10 SO, 4/15 vs Greensboro
- Promoted to Clearwater (A) on 6/16
- T-5th in the Florida State League in wins (9)
- Won 6 consecutive starts, 7/31-9/3 (2.29 ERA, 9 ER, 35.1 IP)

### **2014**

- Spent the season with Williamsport (A)
- Named Phillies Minor League Pitcher of the Week, 8/18-24
- Went at least 6.0 innings while allowing 1 ER in each of his final 4 starts (1.44 ERA, 4 ER, 25.0 IP)
- Struck out 9 batters in back-to-back starts, 8/22-28
- Participated in Florida Instructional League

### **2013**

- His 2nd season with the Venezuelan Summer League Phillies (R)
- Finished T-1st in the VSL in starts (14) and 6th in innings (63.0)
- Participated in FIL

### **2012**

- Began his pro career with the VSL Phillies
- Finished T-3rd in the VSL in wins (7), 5th in ERA (2.74) & innings (69.0) and T-7th in SO (39)
- Had a 6-game winning streak, 6/15-7/19 (7 GS, 1.79 ERA, 8 ER, 40.1 IP)
- Held LHH to a .148 AVG (12-81)

### **PERSONAL**

Ricardo Antonio Pinto (pronounced ree-KAR-doh PEEN-toh)... Attended Liceo Alfredo Pietri High School, where he played basketball, baseball and indoor soccer... **Hobbies:** Spending time with family and friends, going to the beach and listening to music... **Signed by:** Jesús Méndez.

## RICARDO PINTO'S CAREER STATISTICS

YEAR	CLUB	W-L	ERA	G	GS	CG	SHO	SV	IP	H	R	ER	HR	HB	BB	SO	WP	BK	AVG
2012	VSL Phillies	7-3	2.74	15	10	0	0	1	69.0	70	34	21	4	3	20	39	2	4	.267
2013	VSL Phillies	3-5	2.86	14	#14	0	0	0	63.0	55	29	20	4	8	12	51	9	4	.228
2014	Williamsport	1-5	2.11	9	9	0	0	0	47.0	36	17	11	4	2	15	48	2	0	.203
2015	Lakewood	6-2	3.09	11	11	0	0	0	67.0	65	25	23	4	2	18	60	5	1	.258
	Clearwater	9-2	2.87	13	13	0	0	0	78.1	64	30	25	6	2	19	45	3	2	.231
2016	Reading	7-6	4.10	27	25	0	0	0	156.0	150	84	71	*20	8	51	101	7	1	.253
2017	Lehigh Valley	5-3	3.86	19	8	0	0	1	60.2	61	35	26	4	0	18	46	6	1	.263
	PHILLIES	1-2	7.89	25	0	0	0	0	29.2	39	28	26	7	1	17	25	1	1	.317
<b>Minors Totals</b>		<b>38-26</b>	<b>3.28</b>	<b>108</b>	<b>90</b>	<b>0</b>	<b>0</b>	<b>2</b>	<b>541.0</b>	<b>501</b>	<b>254</b>	<b>197</b>	<b>46</b>	<b>25</b>	<b>153</b>	<b>390</b>	<b>34</b>	<b>13</b>	<b>.246</b>
<b>ML</b>	<b>Totals</b>	<b>1-2</b>	<b>7.89</b>	<b>25</b>	<b>0</b>	<b>0</b>	<b>0</b>	<b>0</b>	<b>29.2</b>	<b>39</b>	<b>28</b>	<b>26</b>	<b>7</b>	<b>1</b>	<b>17</b>	<b>25</b>	<b>1</b>	<b>1</b>	<b>.317</b>

\* League leader

# Tied for league lead

## PINTO'S MAJOR LEAGUE HITTING TOTALS

	AVG	AB	R	H	2B	3B	HR	RBI	SH	SF	HP	BB	SO	SB	CS	E
<b>2017/Career</b>	.000	1	1	0	0	0	0	0	0	0	0	0	1	0	0	1

## PINTO'S CAREER TRANSACTIONS

- Signed by Philadelphia as an amateur free agent, December 28, 2011

## PINTO'S CAREER FIELDING

POSITION	PCT	G	PO	A	E	TC	DP
Pitcher	.667	25	0	2	1	3	0

## PINTO'S GAME HIGHS

**STRIKEOUTS:** 4 – 8/22/17 vs MIA... **WALKS:** 3 – 5/31/17 at MIA... **LONGEST OUTING:** 3.0 inn. – 6/28/17 at SEA... **WINNING STREAK:** N/A... **LOSING STREAK:** 2 games – 8/14/17-current... **SCORELESS STREAK:** 6.0 inn. – 2 times, last: 9/5-20/17



# NICK PIVETTA

## RIGHT-HANDED PITCHER

[@Npivetta27](#)

**B-T:** R-R

**HT:** 6-5; **WT:** 210

**OPENING DAY AGE:** 25

**BORN:** February 14, 1993, Victoria, British Columbia, Canada

**RESIDES:** Victoria, British Columbia, Canada

**ML SERVICE:** 129 days

**HOW OBTAINED:** Acquired from Washington Nationals for Jonathan Papelbon and cash considerations, 7/28/15

43

### 2017

- Among ML rookies, was 1st in SO/9.0 IP (9.47, min. 125.0 IP), 3rd in SO (140), 4th in starts (26) and 7th in innings (133.0)
- Was tied for the 9th-most SO in a season ever by a Phillies rookie
- In Phillies history, only Cole Hamels (145 SO in 23 starts in 2006) and Dennis Bennett (149 SO in 24 starts in 1962) had more strikeouts in as few starts
- Had the highest SO/9.0 IP and SO rate (24.0%) of any Phillies rookie ever to make at least 25 starts
- His 133 SO were the 5th-most by a Phillies starter in his first 25 career starts (most: Hamels, 160 SO)
- Attended ML spring training and played for Team Canada in the World Baseball Classic
- Began the season with Lehigh Valley (AAA) and was named Phillies Minor League Pitcher of the Week, 4/6-16
- Recalled on 4/30 and made his ML debut that day at LAD as the starting pitcher (first of 4 stints with the Phillies)
- Was the first Canadian-born starting pitcher to debut for the Phillies since Scott Mathieson on 6/17/06 vs TB
- Earned his first ML win, 6/5 at ATL
- Recorded a career-high 11 SO, 8/16 at SD, the most by a Phillies rookie since Cole Hamels struck out 11 on 9/16/06 at HOU
- Became the only Phillie since 1913 to finish a start with at least 11 SO in 5.0 or fewer IP
- Posted a 1.06 ERA (2 ER, 17.0 IP), 1.12 WHIP (8 BB, 11 H), 19 SO and .186 OPP AVG (11-59) in his final 3 starts, ending his season with an active 16.0-inning scoreless streak

### 2016

- Began the season with Reading (AA)
- T-1st in the Eastern League in SHO (1), was 3rd in WHIP (1.20), T-3rd in wins (11), 6th in ERA (3.41) & SO (111) and T-9th in CG (1)
- Selected as an EL midseason All-Star
- Went 3-0, 2.45 ERA (9 ER, 33.0 IP) in 6 June starts
- Pitched his first professional SHO, 6/17 at Harrisburg (9.0 IP)
- Had a 19.0-inning scoreless streak, 6/7-24
- Was on the DL, 7/1-8 (right groin strain)
- Promoted to Lehigh Valley on 8/12 for the remainder of the season
- Allowed 2 ER or fewer in 4 of his 5 starts
- Did not allow a run in 9 of his 27 combined starts (33.3%)

### 2015

- Began the season with Potomac (A)
- Allowed 2 ER or fewer in 12 of his 14 starts (85.7%)
- Limited RHH to a .476 OPS whereas LHH posted an .820 OPS against him

- Allowed 3 hits or fewer in 8 of his 14 starts
- Had a 13.0-inning scoreless streak, 4/15-27
- Promoted to Harrisburg (AA) on 7/8
- Was traded to the Phillies on 7/28 and assigned to Reading

### 2014

- Spent the season with Hagerstown (A)
- Finished 3rd in the South Atlantic League in wins (13) and was T-1st among all WSH minor leaguers
- Named a SAL midseason All-Star
- Won 5 consecutive starts, 4/26-5/20 (5-0, 1.98 ERA, 6 ER, 27.1 IP)
- Was on the DL, 5/21-6/2 (left ankle strain)
- Tossed 6.0 hitless innings in a start, 6/20 at Greensboro
- Following the season, was named the 10th-best prospect in WSH's minor league system by *Baseball America*

### 2013

- Began his pro career with the Gulf Coast League Nationals (R)
- Allowed 1 ER in 11.1 IP over his first 3 professional starts (0.79 ERA)
- Promoted to Auburn (A) on 8/6 for the remainder of the season
- Allowed 3 ER or fewer in all 5 starts

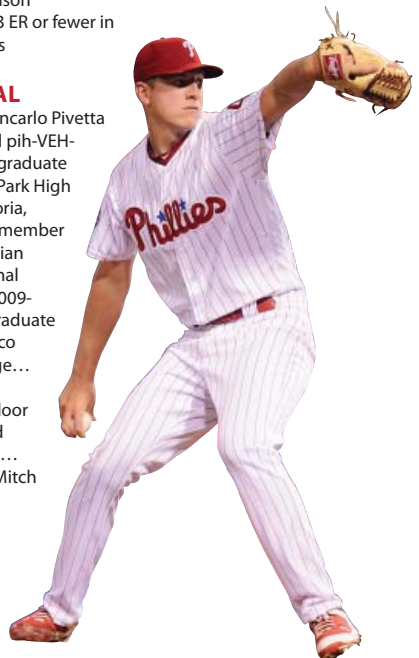
### PERSONAL

Nicholas Jhoncarlo Pivetta (pronounced pih-VEH-tah)... 2011 graduate of Lambrick Park High School (Victoria, BC)... Was a member of the Canadian Junior National Team from 2009-12... 2013 graduate of New Mexico Junior College...

#### Hobbies:

Fishing, outdoor activities and video games...

**Signed by:** Mitch Sokol.



## NICK PIVETTA'S CAREER STATISTICS

YEAR	CLUB	W-L	ERA	G	GS	CG	SHO	SV	IP	H	R	ER	HR	HB	BB	SO	WP	BK	AVG
2013	GCL Nationals	1-0	2.13	4	3	0	0	0	12.2	11	4	3	0	0	2	8	1	0	.234
	Auburn	0-1	3.38	5	5	0	0	0	21.1	19	8	8	1	1	11	18	2	1	.238
2014	Hagerstown	13-8	4.22	26	25	0	0	0	132.1	142	66	62	15	6	39	98	9	1	.277
	Potomac	7-4	2.29	15	14	0	0	0	86.1	70	29	22	4	2	29	72	4	0	.225
2015	Harrisburg	0-2	7.20	3	3	0	0	0	15.0	19	12	12	4	0	9	6	1	0	.311
	Reading	2-2	7.31	7	7	0	0	0	28.1	32	24	23	4	3	19	25	4	0	.294
2016	Reading	11-6	3.41	22	22	1	#1	0	124.0	108	50	47	10	6	41	111	5	0	*.235
	Lehigh Valley	1-2	2.55	5	5	0	0	0	24.2	20	7	7	2	2	10	27	1	0	.233
2017	Lehigh Valley	5-0	1.41	5	5	1	1	0	32.0	25	6	5	1	1	2	37	0	2	.208
	PHILLIES	8-10	6.02	26	26	0	0	0	133.0	144	91	89	25	4	57	140	11	2	.281
<b>Minors Totals</b>		<b>40-25</b>	<b>3.57</b>	<b>92</b>	<b>89</b>	<b>2</b>	<b>2</b>	<b>0</b>	<b>476.2</b>	<b>446</b>	<b>206</b>	<b>189</b>	<b>41</b>	<b>21</b>	<b>162</b>	<b>401</b>	<b>27</b>	<b>4</b>	<b>.250</b>
<b>ML</b>	<b>Totals</b>	<b>8-10</b>	<b>6.02</b>	<b>26</b>	<b>26</b>	<b>0</b>	<b>0</b>	<b>0</b>	<b>133.0</b>	<b>144</b>	<b>91</b>	<b>89</b>	<b>25</b>	<b>4</b>	<b>57</b>	<b>140</b>	<b>11</b>	<b>2</b>	<b>.281</b>

\* League leader  
# Tied for league lead

## PIVETTA'S MAJOR LEAGUE HITTING TOTALS

	AVG	AB	R	H	2B	3B	HR	RBI	SH	SF	HP	BB	SO	SB	CS	E
<b>2017/Career</b>	.068	44	3	3	0	0	0	0	4	0	0	0	21	0	0	1

## PIVETTA'S WORLD BASEBALL CLASSIC STATISTICS

YEAR	CLUB	W-L	ERA	G	GS	CG	SHO	SV	IP	H	R	ER	HR	HB	BB	SO	WP	BK	AVG
2017	Canada	0-0	2.25	1	1	0	0	0	4.0	5	1	1	0	0	0	1	0	0	.333

## PIVETTA'S CAREER TRANSACTIONS

- Selected by Washington Nationals in 4th round of June 2013 draft
- Traded to Philadelphia for Jonathan Papelbon (rhp) and cash considerations, July 28, 2015

## PIVETTA'S CAREER FIELDING

POSITION	PCT	G	PO	A	E	TC	DP
Pitcher	.917	26	3	8	1	12	0

## PIVETTA'S GAME HIGHS

**STRIKEOUTS:** 11 – 8/16/17 at SD... **WALKS:** 5 – 2 times, last: 10/1/17 vs NYM... **LONGEST OUTING:** 7.0 inn. – 3 times, last: 7/7/17 vs SD... **WINNING STREAK:** 3 games – 9/18/17-current... **LOSING STREAK:** 3 games – 8/5-22/17... **SCORELESS STREAK:** 16.0 inn. – 9/18/17-current



## ANDREW PULLIN

### OUTFIELDER

**85**

**NON-ROSTER  
INVITEE**

**B-T:** L-R

**HT:** 6-0; **WT:** 190

**OPENING DAY AGE:** 24

**BORN:** September 25, 1993, Centralia, WA

**RESIDES:** Centralia, WA

**HOW OBTAINED:** Selected by Phillies in 5th round of June 2012 draft

#### 2017

- Among all minor league players, was T-2nd in doubles (43) and T-5th in XBH (66)
- Was the first Phillies minor league player with at least 40 doubles since 2012 (Jim Murphy, 43)
- Began the season with Reading (AA)
- Slugged a walk-off HR in the 13th inning, 5/31 vs Portland
- Was promoted to Lehigh Valley (AAA) on 6/22
- At the time of his promotion, was T-2nd in the Eastern League in doubles (22) & XBH (37) and T-5th in HR (14)
- Played in 4 International League playoff games

#### 2016

- Began the season with Clearwater (A)
- Hit safely in his final 16 games with Clearwater (.394, 26-66)
- Promoted to Reading on 6/23
- Had a 21-game hitting streak between both levels, 6/3-7/8 (.437, 38-87)
- Batted .371 (26-70) in June between both levels
- Was on the DL, 6/26-7/6 (strained left groin)
- Named Phillies Minor League Player of the Month for July (.337, 4 HR, 15 RBI)
- Had eight 3-hit games with Reading
- From 6/3 to the end of the season, hit safely in 54 of 62 games and reached base in 57 of 62
- Homered in 3 straight games, 6/25-7/8
- Had multi-HR games on 8/4 and 8/21
- Was on the DL with a right elbow strain, 8/27 through the remainder of the season
- His .322 combined AVG was the highest among Phillies minor leaguers with at least 200 at-bats

#### 2015

- Spent the entire season with Clearwater
- Selected as a Florida State League postseason All-Star
- Finished T-1st in the FSL in HR (14), 4th in RBI (73), 5th in total bases (195), 7th in AB (493) and 8th in hits (127)
- Homered in back-to-back games, 6/30-7/1
- Had his first professional multi-HR game, 8/23 vs Daytona (4-4, 2 R, 2 HR, 4 RBI)
- Hit 2 grand slams: 6/18 vs St. Lucie and 6/30 at Charlotte

#### 2014

- Spent the season with Lakewood (A)
- Named Phillies Minor League Player of the Week, 6/23-29
- Participated in Florida Instructional League

#### 2013

- Spent the entire season with Williamsport (A)
- T-5th in New York-Penn League in triples (5)
- Named Phillies Minor League Player of the Week twice: 7/8-14 and 8/19-25
- Participated in FIL

#### 2012

- Began his professional career with the Gulf Coast League Phillies (R)
- Participated in FIL

#### PERSONAL

Andrew L. Pullin (pronounced PULL-in)... 2012 graduate of Centralia High School (WA)... **Hobbies:** Being outdoors and hiking... **Signed by:** Rick Jacques.

### ANDREW PULLIN'S CAREER STATISTICS

YEAR	CLUB	AVG	G	AB	R	H	2B	3B	HR	RBI	SH	SF	HP	BB	SO	SB	CS	OBP	SLG	OPS	E
2012	GCL Phillies	.321	41	140	16	45	10	0	2	13	1	0	7	12	32	3	5	.403	.436	.839	1
2013	Williamsport	.261	51	211	20	55	13	5	3	23	0	1	0	7	37	1	3	.283	.412	.695	5
2014	Lakewood	.270	129	492	67	133	18	3	9	61	2	3	6	41	95	6	7	.332	.374	.706	26
2015	Clearwater	.258	123	493	55	127	18	4	#14	73	3	2	7	24	76	1	5	.300	.396	.696	3
2016	Clearwater	.293	36	147	21	43	11	2	4	19	0	0	1	5	19	0	0	.320	.476	.796	0
	Reading	.346	46	188	32	65	10	0	10	32	0	2	3	13	36	0	0	.393	.559	.952	2
2017	Reading	.308	67	266	40	82	22	1	14	46	0	3	5	22	43	2	0	.368	.556	.925	1
	Lehigh Valley	.231	67	238	22	55	21	2	6	23	0	0	3	13	50	3	1	.280	.412	.691	2
<b>Minors Totals</b>		<b>.278</b>	<b>560</b>	<b>2175</b>	<b>273</b>	<b>605</b>	<b>123</b>	<b>17</b>	<b>62</b>	<b>290</b>	<b>6</b>	<b>11</b>	<b>32</b>	<b>137</b>	<b>388</b>	<b>16</b>	<b>21</b>	<b>.329</b>	<b>.436</b>	<b>.765</b>	<b>40</b>

# Tied for league lead

### PULLIN'S CAREER TRANSACTIONS

- Selected by Philadelphia in 5th round of June 2012 draft



## ROMAN QUINN OUTFIELDER

24

**B-T:** S-R

**HT:** 5-10; **WT:** 170

**OPENING DAY AGE:** 24

**BORN:** May 14, 1993, Port St. Joe, FL

**RESIDES:** Port St. Joe, FL

**ML SERVICE:** 22 days

**HOW OBTAINED:** Selected by Phillies in 2nd round of June 2011 draft

2018 PHILLIES

### 2017

- Spent the season with Lehigh Valley (AAA)
- Went 4-for-6, 3B, HR, 2 RBI, 4 R, 5/17 at Rochester; set his single-game professional high with 9 total bases and tied it in hits and runs
- Injured his left arm on a slide into 3rd base in the 1st inning, 5/28 vs Louisville; did not play in a game for the remainder of the season
- Placed on the DL, 6/9 (left elbow sprain)
- Batted .307 (23-75) in his final 18 games of the season
- Made 37 starts in CF, 4 in LF, 2 in RF and 1 as DH
- Played in 6 games for Este in the Dominican Winter League

### 2016

- Began the season with Reading (AA)
- Finished 6th in the Eastern League in SB (31), despite playing in only 71 games
- Was placed on the 7-day DL on 6/16 (retroactive to 6/15) with a strained left oblique
- Was activated from the DL on 8/4 after playing in 6 rehab games with the Gulf Coast League Phillies (R)
- Was back on the 7-day DL, 8/28-9/4, after being hit in the head with a pickoff throw
- Hit .294 (5-17), 2 RBI, BB, 3 SB, 5 R in 4 EL playoff games, 9/7-10
- Was recalled on 9/11 and made his ML debut that night in a start in CF at WSH (0-3)
- Collected his 1st ML hit (2B), RBI, double and multi-hit game, 9/12 vs PIT, becoming the only Phillies rookie OF ever to have at least 2 2B, 2 RBI and a SB in a game
- Left the game, 9/27 at ATL, with a strained left oblique and did not play for the remainder of the season
- Made 14 ML starts: 8 in LF and 3 each in CF and RF
- Prior to the season, was named the 9th-best prospect in the Phillies system by *Baseball America*

### 2015

- Spent the season with Reading
- Selected as an Eastern League midseason All-Star
- Finished 3rd in the EL in SB (29) and T-4th in triples (6)
- Was placed on the DL on 6/13 (strained left quadriceps) and did not play for the remainder of the season
- Played for Lacey in the Dominican Winter League

### 2014

- Spent the entire season with Clearwater (A)
- Began the season as a SS but was converted to CF in mid-June
- Named Phillies Minor League Player of the Week, 7/28-8/3
- Led the Phillies minor league system in SB (32) and ranked 3rd in the Florida State League
- Had a SB in 6 consecutive games, 7/22-27
- Following the season, was named the 7th-best prospect in the Phillies minor league system by *Baseball America*
- Played for Scottsdale in the Arizona Fall League
- Named to AFL's Top Prospects Team after leading the league in SB (14) and finishing 2nd in runs (19)

### 2013

- Played for Lakewood (A)
- Tied a professional high with 3 SB, 4/13 at Greensboro
- Phillies Minor League Player of the Week, 5/20-26
- Was on the DL from 6/26 through the remainder of the season with a hairline fracture in his right wrist
- Ruptured his right Achilles tendon in offseason workouts
- Named the 5th-best prospect in the Phillies minor league system following the season by *Baseball America*

### 2012

- Began his pro career with Williamsport (A)
- Led the New York-Penn League in runs (56), triples (11) & SB (30), ranked 8th in AB (267), T-8th in total bases (109) and T-9th in hits (75)
- Hit a triple in 3 consecutive games, 7/16-18
- Batted .347 vs LHP
- Following the season, was named the 2nd-best prospect in the Phillies minor league system by *Baseball America*
- Participated in Florida Instructional League

### PERSONAL

Roman Tredarian Quinn... Married Jenifer McLemore (1/27/18); has one daughter, Londyn Gabriella (7/8/14)... 2011 graduate of Port St. Joe High School (FL), where he played baseball, football and basketball... Selected as a 2011 Rawlings 2nd-Team Preseason All-American... **Hobbies:** Reading, playing video games and spending time with his daughter... **Signed by:** Aaron Jersild.



## ROMAN QUINN'S CAREER STATISTICS

YEAR	CLUB	AVG	G	AB	R	H	2B	3B	HR	RBI	SH	SF	HP	BB	SO	SB	CS	OBP	SLG	OPS	E
2012	Williamsport	.281	66	267	*56	75	9	*11	1	23	1	2	11	28	61	*30	6	.370	.408	.778	27
2013	Lakewood	.238	67	260	37	62	7	3	5	21	4	1	6	27	64	32	9	.323	.346	.669	31
2014	Clearwater	.257	88	327	51	84	10	3	7	36	6	4	9	36	80	32	12	.343	.370	.713	9
2015	Reading	.306	58	232	44	71	6	6	4	15	7	0	0	18	42	29	10	.356	.435	.791	5
2016	Reading	.287	71	286	58	82	14	6	6	25	1	1	4	30	68	31	8	.361	.441	.802	5
	GCL Phillies	.500	6	22	6	11	2	0	0	0	1	0	0	1	3	5	1	.522	.591	1.113	0
	PHILLIES	.263	15	57	10	15	4	0	0	6	2	0	2	8	19	5	1	.373	.333	.706	1
2017	Lehigh Valley	.274	45	175	24	48	8	3	2	13	2	1	1	18	49	10	4	.344	.389	.732	4
<b>Minors Totals</b>		<b>.276</b>	<b>401</b>	<b>1569</b>	<b>276</b>	<b>433</b>	<b>56</b>	<b>32</b>	<b>25</b>	<b>133</b>	<b>22</b>	<b>9</b>	<b>31</b>	<b>158</b>	<b>367</b>	<b>169</b>	<b>50</b>	<b>.352</b>	<b>.400</b>	<b>.752</b>	<b>81</b>
<b>ML</b>	<b>Totals</b>	<b>.263</b>	<b>15</b>	<b>57</b>	<b>10</b>	<b>15</b>	<b>4</b>	<b>0</b>	<b>0</b>	<b>6</b>	<b>2</b>	<b>0</b>	<b>2</b>	<b>8</b>	<b>19</b>	<b>5</b>	<b>1</b>	<b>.373</b>	<b>.333</b>	<b>.706</b>	<b>1</b>

\* League leader

## QUINN'S CAREER TRANSACTIONS

- Selected by Philadelphia in 2nd round of June 2011 draft

## QUINN'S CAREER FIELDING

POSITION	PCT	G	PO	A	E	TC	DP
Outfield	.971	15	33	1	1	35	0

## QUINN'S GAME HIGHS

**HITS:** 3 – 9/27/16 at ATL... **RUNS:** 2 – 3 times, last: 9/27/16 at ATL... **DOUBLES:** 2 – 9/12/16 vs PIT... **TRIPLES:** None... **HOME RUNS:** None... **RBI:** 2 – 2 times, last: 9/20/16 vs CWS... **WALKS:** 2 – 9/21/16 vs CWS... **STOLEN BASES:** 1... **HITTING STREAK:** 3 games – 9/12-14/16

## MAJOR LEAGUE DEBUT DATES

(40-MAN ROSTER)

Player	Date	Team	Player	Date	Team
Jorge Alfaro	9/12/16	Phillies	Ben Lively	6/3/17	Phillies
Aaron Altherr	6/16/14	Phillies	Hoby Milner	6/24/17	Phillies
Drew Anderson	8/1/17	Phillies	Adam Morgan	6/21/15	Phillies
Víctor Arano	9/12/17	Phillies	Héctor Neris	8/5/14	Phillies
J.P. Crawford	9/5/17	Phillies	Pat Neshek	7/7/06	Twins
Zac Curtis	4/30/16	Diamondbacks	Aaron Nola	7/21/15	Phillies
Zach Eflin	6/14/16	Phillies	Ricardo Pinto	5/31/17	Phillies
Jerad Eickhoff	8/21/15	Phillies	Nick Pivetta	4/30/17	Phillies
Maikel Franco	9/2/14	Phillies	Roman Quinn	9/11/16	Phillies
Luis García	7/10/13	Phillies	Edubray Ramos	6/24/16	Phillies
César Hernández	5/29/13	Phillies	Yackel Ríos	8/22/17	Phillies
Odúbel Herrera	4/6/15	Phillies	Cameron Rupp	9/10/13	Phillies
Rhys Hoskins	8/10/17	Phillies	Carlos Santana	6/11/10	Indians
Tommy Hunter	8/1/08	Rangers	Jake Thompson	8/6/16	Phillies
Tommy Joseph	5/13/16	Phillies	Vince Velasquez	6/10/15	Astros
Andrew Knapp	4/6/17	Phillies	Nick Williams	6/30/17	Phillies
Mark Leiter Jr.	4/28/17	Phillies			



# EDUBRAY RAMOS

## RIGHT-HANDED PITCHER

61

**B-T:** R-R  
**HT:** 5-11; **WT:** 225  
**OPENING DAY AGE:** 25  
**BORN:** December 19, 1992, Caracas, VZ  
**RESIDES:** Guacara, VZ  
**ML SERVICE:** 1 year, 76 days  
**HOW OBTAINED:** Signed by Phillies as a minor league free agent, 11/21/12

2018 PHILLIES

### 2017

- Made his 1st career Opening Day roster
- Averaged 11.71 SO/9.0 IP (75 SO, 57.2 IP), the 7th-highest mark ever by a Phillies reliever
- Posted a 5.52 ERA (19 ER, 31.0 IP) over 35 appearances before being optioned to Lehigh Valley (AAA) on 6/26
- Recalled on 8/2 for the remainder of the season after posting a 1.54 ERA (2 ER, 11.2 IP) in 10 appearances with Lehigh Valley
- Earned the win, 8/6 at COL, his first since 7/16/16 vs NYM; had made 67 appearances between victories
- Set career highs in both innings (3.0) and SO (5), 8/22 vs MIA (gm 2)
- Had a career-best 11.2-inning scoreless streak, 8/22-9/16 (9 G)
- Had a 0.93 ERA (2 ER, 19.1 IP) over his final 16 appearances, 15 of which were scoreless

### 2016

- Began the season with Reading (AA)
- Struck out 15 with only 1 BB over his first 11 appearances of the season
- Was promoted to Lehigh Valley on 5/6
- Named Phillies Minor League Pitcher of the Month for May (12 G, 0.52 ERA, 1 ER, 17.1 IP, 1 BB, 11 H, 16 SO)
- Had a 17.2-inning scoreless streak, 5/2-6/5
- Went 2-1, 10 SV, 1.16 ERA (5 ER, 38.2 IP), 0.72 WHIP (4 BB, 24 H) in 26 games between both levels
- Was recalled on 6/24 and made his ML debut that night at SF (0.1 IP)
- At the time of his recall, was leading all Phillies minor leaguers in ERA, WHIP and SO/BB ratio (10.25)
- Stranded 82.3% of the ML runners he inherited (14 of 17)
- Was T-8th among all ML relievers in appearances (42) after making his ML debut, 6/24-end of season
- Struck out 25.0% (40 SO, 160 BF) of the batters he faced with the Phillies
- Collected his first ML win, 7/16 vs NYM

### 2015

- Began the season with Clearwater (A)
- Named Phillies Minor League Pitcher of the Week, 6/8-14 (1-0, SV, 0.00 ERA, 7.0 IP, 10 SO)
- Posted a 7.83 SO/BB ratio (47 SO, 6 BB)
- Promoted to Reading on 7/8
- Posted a 1.59 ERA (2 ER, 11.1 IP) over his first 10 appearances after his promotion
- Allowed only 4 XBH in 73 at-bats by opposing hitters
- Combined to post a 2.07 ERA (16 ER, 69.1 IP) in 47 minor league games
- Pitched for Glendale in the Arizona Fall League and was selected as an AFL All-Star

### 2014

- Began the season with the Venezuelan Summer League Phillies (R)
- Promoted to the Gulf Coast League Phillies (R), 6/20
- Appeared in 8 games before being promoted to Williamsport (A), 7/24
- Named Phillies Minor League Pitcher of the Week, 8/25-9/1 (0.00 ERA, 8.0 IP, 10 SO)
- Had a combined 0.81 ERA (4 ER, 44.1 IP) in 26 games between all 3 levels
- Participated in Florida Instructional League

### 2013

- Spent the season with the VSL Phillies
- Averaged 9.62 SO/9.0 IP (36 SO, 33.2 IP)

### 2011-12

- Did not pitch

### 2010

- Began his pro career with the Venezuelan Summer League Cardinals (R)

### PERSONAL

Edubray Eduar Ramos Garcés (pronounced eh-doo-BRAY RAH-mohs)... 2010 graduate of Liceo Diego Ibarra Privado, where he played volleyball and baseball... **Hobbies:** Playing softball and listening to music... **Signed by:** Carlos Salas.



## EDUBRAY RAMOS' CAREER STATISTICS

YEAR	CLUB	W-L	ERA	G	GS	CG	SHO	SV	IP	H	R	ER	HR	HB	BB	SO	WP	BK	AVG
2010	VSL Cardinals	1-0	9.53	10	0	0	0	0	17.0	26	23	18	1	2	10	17	4	1	.342
2011	Did not pitch																		
2012	Did not pitch																		
2013	VSL Phillies	2-3	5.08	14	5	0	0	1	33.2	36	21	19	0	4	13	36	11	0	.269
2014	VSL Phillies	1-1	0.75	7	0	0	0	4	12.0	11	5	1	0	2	3	11	0	0	.244
	GCL Phillies	0-0	0.93	8	0	0	0	4	9.2	7	1	1	0	1	5	13	1	0	.200
	Williamsport	1-0	0.79	11	1	0	0	2	22.2	12	2	2	0	1	2	24	2	0	.152
2015	Clearwater	3-4	1.46	29	0	0	0	8	49.1	31	9	8	2	1	6	47	4	2	.180
	Reading	1-2	3.54	18	0	0	0	0	20.1	17	9	8	0	2	10	18	0	1	.233
2016	Reading	1-1	2.40	11	0	0	0	7	15.0	9	5	4	1	1	1	15	1	0	.170
	Lehigh Valley	1-0	0.38	15	0	0	0	3	23.2	15	1	1	0	1	3	26	1	0	.174
	PHILLIES	1-3	3.83	42	0	0	0	0	40.0	36	18	17	5	0	11	40	1	1	.243
2017	PHILLIES	2-7	4.21	59	0	0	0	0	57.2	57	29	27	4	0	28	75	5	1	.253
	Lehigh Valley	2-0	1.54	10	0	0	0	1	11.2	7	3	2	0	0	4	10	0	0	.171
<b>Minors Totals</b>		<b>13-11</b>	<b>2.68</b>	<b>133</b>	<b>6</b>	<b>0</b>	<b>0</b>	<b>30</b>	<b>215.0</b>	<b>171</b>	<b>79</b>	<b>64</b>	<b>4</b>	<b>15</b>	<b>57</b>	<b>217</b>	<b>24</b>	<b>4</b>	<b>.215</b>
<b>ML</b>	<b>Totals</b>	<b>3-10</b>	<b>4.05</b>	<b>101</b>	<b>0</b>	<b>0</b>	<b>0</b>	<b>0</b>	<b>97.2</b>	<b>93</b>	<b>47</b>	<b>44</b>	<b>9</b>	<b>0</b>	<b>39</b>	<b>115</b>	<b>6</b>	<b>2</b>	<b>.249</b>

## RAMOS' MAJOR LEAGUE HITTING TOTALS

	AVG	AB	R	H	2B	3B	HR	RBI	SH	SF	HP	BB	SO	SB	CS	E
<b>2017/Career</b>	.000	1	0	0	0	0	0	0	0	0	0	1	1	0	0	2

## RAMOS' CAREER TRANSACTIONS

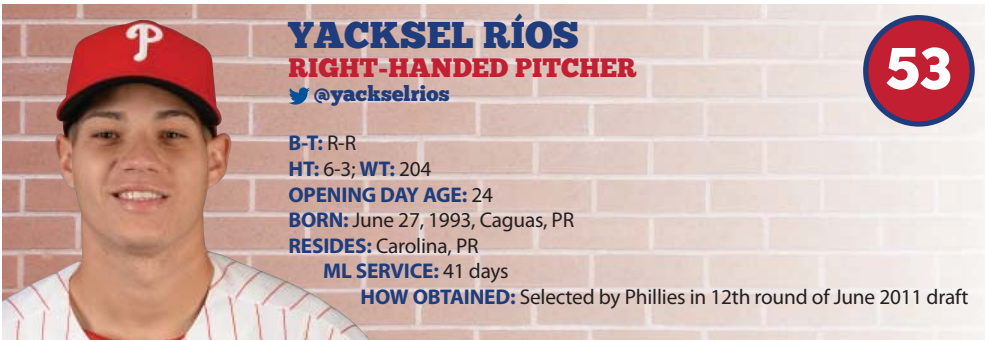
- Signed by St. Louis Cardinals as an amateur free agent, March 25, 2010
- Signed by Philadelphia as a minor league free agent, November 21, 2012

## RAMOS' CAREER FIELDING

POSITION	PCT	G	PO	A	E	TC	DP
Pitcher	.833	101	3	7	2	12	0

## RAMOS' GAME HIGHS

**STRIKEOUTS:** 5 – 8/22/17 vs MIA (gm 2)... **WALKS:** 2 – 8 times, last: 8/30/17 vs ATL... **LONGEST OUTING:** 3.0 inn. – 8/22/17 vs MIA (gm 2)... **WINNING STREAK:** 2 games – 8/6/17-current... **LOSING STREAK:** 10 games – 7/24/16-6/25/17... **SCORELESS STREAK:** 11.2 inn. – 8/22-9/16/17



**2017**

- Began the season with Reading (AA)
- Named an Eastern League midseason All-Star
- Promoted to Lehigh Valley (AAA) on 7/11
- In 37 combined minor league games, went 1-3, 1.92 ERA (12 ER, 56.1 IP) with a 4.57 SO/BB ratio (64 SO, 14 BB)
- Had his contract selected on 8/22 and made his ML debut that night vs MIA (gm 2)
- Earned his 1st ML win, 9/27 vs WSH
- Had a 0.59 ERA (1 ER, 15.1 IP) in 11 of his 13 appearances; allowed 7 ER in 2.0 IP in the other 2 games

**2016**

- Began season with Reading
- Transferred to Clearwater (A) on 5/16
- Pitched for Mayaguez in the Puerto Rican Winter League

**2015**

- Spent the season with Clearwater
- Had a 13.1-inning scoreless streak, 5/3-28
- Posted a 1.40 ERA (6 ER, 38.2 IP) in 16 relief appearances and a 3.81 ERA 21 ER, 49.2 IP) over 10 starts
- Pitched for Glendale in the Arizona Fall League

**2014**

- Spent entire season with Lakewood (A)
- Named Phillies Minor League Pitcher of the Week, 5/19-25
- Began the season as a reliever and appeared in 20 games (3.08 ERA, 13 ER, 38.0 IP) before being converted to a full-time starter on 6/13 for remainder of season (4.06 ERA, 29 ER, 64.1IP)
- Allowed only 1 hit and picked up the win (8.0 IP), 7/1 vs Hagerstown
- Pitched for Santurce in the Puerto Rican Winter League

**2013**

- Spent season with Williamsport (A)
- Named Phillies Minor League Pitcher of the Week, 8/12-18
- Participated in Florida Instructional League

**2011-12**

- Spent first 2 pro seasons with Gulf Coast League Phillies (R)

**PERSONAL**

Yacksel Ríos (pronounced YAHK-sell)... 2011 graduate of Colegio Doctora Conchita Cuevas (PR), where he played basketball and volleyball... **Hobbies:** Playing video games and going for outdoor runs... **Signed by:** Alan Marr.

**YACKSEL RÍOS' CAREER STATISTICS**

YEAR	CLUB	W-L	ERA	G	GS	CG	SHO	SV	IP	H	R	ER	HR	HB	BB	SO	WP	BK	AVG
2011	GCL Phillies	0-1	8.74	10	0	0	0	0	11.1	14	12	11	0	2	14	10	5	0	.298
2012	GCL Phillies	2-2	6.60	13	4	0	0	0	30.0	44	26	22	3	2	9	19	3	0	.349
2013	Williamsport	5-3	3.59	15	10	0	0	0	52.2	52	24	21	1	3	19	39	1	2	.265
2014	Lakewood	6-2	3.69	33	13	0	0	1	102.1	102	51	42	9	6	40	73	9	3	.256
2015	Clearwater	6-5	2.75	26	10	0	0	1	88.1	69	33	27	4	8	23	71	7	1	.214
2016	Reading	1-1	4.58	13	1	0	0	0	17.2	20	9	9	0	1	14	21	1	0	.294
	Clearwater	4-3	6.14	22	6	0	0	1	58.2	59	43	40	4	5	23	42	9	0	.269
	GCL Phillies	0-0	4.50	2	0	0	0	0	2.0	1	1	1	0	1	1	1	1	0	.167
2017	Reading	1-2	1.89	24	0	0	0	2	38.0	22	12	8	2	2	10	47	7	1	.168
	Lehigh Valley	0-1	1.96	13	1	0	0	1	18.1	10	4	4	3	0	4	17	3	0	.159
	PHILLIES	1-0	4.41	13	0	0	0	0	16.1	15	8	8	4	0	9	17	0	0	.238
<b>Minors Totals</b>		<b>25-20</b>	<b>3.97</b>	<b>171</b>	<b>45</b>	<b>0</b>	<b>0</b>	<b>6</b>	<b>419.1</b>	<b>393</b>	<b>215</b>	<b>185</b>	<b>26</b>	<b>30</b>	<b>157</b>	<b>340</b>	<b>46</b>	<b>7</b>	<b>.249</b>
<b>ML</b>	<b>Totals</b>	<b>1-0</b>	<b>4.41</b>	<b>13</b>	<b>0</b>	<b>0</b>	<b>0</b>	<b>0</b>	<b>16.1</b>	<b>15</b>	<b>8</b>	<b>8</b>	<b>4</b>	<b>0</b>	<b>9</b>	<b>17</b>	<b>0</b>	<b>0</b>	<b>.238</b>

**RÍOS' MAJOR LEAGUE HITTING TOTALS**

	AVG	AB	R	H	2B	3B	HR	RBI	SH	SF	HP	BB	SO	SB	CS	E
<b>2017/Career</b>	.000	1	0	0	0	0	0	0	0	0	0	0	1	0	0	0

**RÍOS' CAREER TRANSACTIONS**

- Selected by Philadelphia in 12th round of June 2011 draft

## RÍOS' CAREER FIELDING

POSITION	PCT	G	PO	A	E	TC	DP
Pitcher	---	13	0	0	0	0	0

## RÍOS' GAME HIGHS

**STRIKEOUTS:** 2 – 7 times, last: 9/27/17 vs WSH... **WALKS:** 2 – 2 times, last: 9/27/17 vs WSH... **LONGEST OUTING:** 3.0 inn. – 8/30/17 vs ATL... **WINNING STREAK:** N/A... **LOSING STREAK:** N/A... **SCORELESS STREAK:** 5.2 inn. – 8/30-9/4/17



### FRANCISCO RODRÍGUEZ

**RIGHT-HANDED PITCHER**

**B-T:** R-R  
**HT:** 6-0; **WT:** 180  
**OPENING DAY AGE:** 36  
**BORN:** January 7, 1982, Caracas, VZ  
**RESIDES:** Coral Springs, FL  
**ML SERVICE:** 14 years, 26 days  
**HOW OBTAINED:** Signed by Phillies as a minor league free agent, 1/27/18

75

**NON-ROSTER  
INVITEE**

### 2017

- Began the season with DET and made 28 appearances before being released on 6/23
- Signed by WSH on 7/3 and pitched in 5 minor league games before being released on 7/14

### 2016

- Finished 2nd in the AL in saves (44) and 7th in save % (89.8)
- His saves total ranked as the 2nd-highest for a season in DET history, trailing only Jose Valverde (49 in 2011)
- Collected at least 40 saves in a season for the 6th time in his career, which is the 3rd-most 40-save seasons in MLB history, trailing only Mariano Rivera and Trevor Hoffman, who each had nine 40-save seasons
- Ended the season ranked 4th in ML history in saves (430); passed John Franco (424), Billy Wagner (422) and Dennis Eckersley (390) on the MLB all-time saves list
- Placed on the family medical emergency list on 4/24 and was reinstated on 4/27
- Notched the 400th save of his ML career, 5/24 vs PHI, becoming the 6th pitcher in ML history to reach 400 career saves, joining Mariano Rivera (652), Trevor Hoffman (601), Lee Smith (478), John Franco (424) and Billy Wagner (422)
- Converted 19 consecutive save opportunities, 5/6-6/12, posting a 2.08 ERA (5 ER, 21.2 IP) during that stretch
- His 24 saves before the All-Star break were tied for the most in DET history, with Todd Jones (2000) and Jose Valverde (2011)
- Made the 900th appearance of his ML career, 8/3 vs CWS, becoming the 25th pitcher in MLB history to appear in 900 or more games

### 2015

- Named to the NL All-Star team for the second straight year, his 6th overall All-Star appearance
- Converted 38 of 40 save opportunities, finishing 2nd in the NL with a 95.0 save % and T-5th in saves

- Recorded the 350th save of his career, 4/23 vs CIN
- Named ML's Pitcher of the Month in June after saving 9 games and compiling a 1.50 ERA (2 ER, 12.0 IP) with 16 SO
- Successfully converted his first 30 saves of the season, 4/13-8/29
- Recorded 19 saves and posted a 1.41 ERA (5 ER, 32.0 IP) in 32 outings before the All-Star break
- Held RHH to a .172 AVG (17-99) and LHH to a .206 AVG (21-102)

### 2014

- Selected to the NL All-Star team, his 5th career All-Star selection
- Notched at least 40 saves for the 5th time in his career and first time since 2008
- Led the NL in games finished (66) and T-3rd in saves (44)
- Converted 44 of 49 (89.8%) of his save opportunities
- Began the season by not allowing a run in his first 19 appearances of the season (19.0 IP) and converted each of his first 15 save opportunities
- Led MLB with 13 saves in March/April and finished the month with 23 SO in 16.0 innings
- Collected his 1,000th career SO, 8/27 at SD (Abraham Almonte)

### 2013

- Pitched in 2 games for Team Venezuela in the World Baseball Classic
- Signed by MIL as a minor league free agent on 4/17
- Made 4 relief appearances between Brevard County (A) and Nashville (AAA) before having his contract selected on 5/16
- Was 10-for-10 in save opportunities and did not allow a run in 22 of his 25 appearances
- Earned his 300th career save, 6/22 vs ATL, becoming the 25th pitcher in ML history to reach that milestone
- Traded to BAL on 7/23
- Did not allow a run in 8 of 9 appearances with BAL, 8/7-27, posting a 1.04 ERA (2 ER, 8.2 IP) and 15 SO in that stretch

## MOST SAVES, MLB (ALL-TIME)

1.	Mariano Rivera	652
2.	Trevor Hoffman	601
3.	Lee Smith	478
4.	<b>FRANCISCO RODRÍGUEZ</b>	<b>437</b>
5.	John Franco	424

### 2012

- Ranked 4th in the NL and set a career high in games (78), tied for 3rd-most ever by a ML pitcher
- Snapped a streak of 9 straight seasons with more SO than innings (2003-11); tied Robb Nen (1994-2002) and Pedro Martinez (1996-2004) for the 2nd-longest such streak in ML history (min. 50.0 IP per season)
- Did not allow a run in 21 of his final 24 appearances, 8/13-10/3, posting a 1.93 ERA (5 ER, 23.1 IP)

### 2011

- Started the season with NYM
- Posted 20 or more saves for the 7th consecutive season
- Had 19 consecutive scoreless appearances, 4/17-5/26, notching 14 saves
- Converted 19 straight save opportunities, 4/9-6/14
- Traded to MIL on 7/12
- Earned the win in his MIL debut, 7/16 at COL (1.0 IP, SO)
- Collected his first ML hit with an infield single, 8/12 vs PIT (Jose Veras)
- Was the winning pitcher in MIL's NL Central Division-clinching victory, 9/23 vs FLA (0.2 IP, 2 SO)
- Did not allow an ER in his final 16 appearances, 8/21-9/28 (14.2 IP)
- 27 of his 31 appearances with MIL were scoreless
- Appeared in 5 postseason games and had a 1.80 ERA (1 ER, 5.0 IP) with 8 strikeouts

### 2010

- Ranked 9th in the NL in games finished (46) and 10th in saves (25)
- Picked up his 250th career save on 5/22 vs NYY, becoming the 29th pitcher in ML history to reach that mark
- Notched his 252nd career save in his 500th career game, 5/27 vs PHI; joining Mariano Rivera (273), Troy Percival (266), Trevor Hoffman (264), John Wetteland (258) and Rod Beck (252) as the only other pitchers with as many saves in their first 500 career games
- His 9 saves in June were tied for the 2nd-most in MLB during the month
- Was on the restricted list, 8/12-14, and the disqualified list, 8/17-11/1

### 2009

- His first season with NYM
- Selected to his 3rd straight All-Star Game, his 4th overall and his 1st with the NL
- Led the NL in games finished (66) and was T-7th in saves (35)
- Pitched for Team Venezuela in the World Baseball Classic
- Converted his first 16 save opportunities, 4/6-6/9, to establish a NYM franchise record
- Named NYM's Pitcher of the Month for May (10 G, 1-0, 0.00 ERA, 16.0 IP)

- Had a 0.57 ERA (2 ER, 31.1 IP) over his first 30 appearances with NYM (4/6-6/13), the lowest ERA by a reliever in club history over the first 30 outings of a season
- Did not allow an ER in 24 straight appearances, 4/27-6/16 (25.2 IP)
- Notched his 238th career save on 9/6 vs CHI to become the all-time saves leader among Venezuelan-born pitchers, passing Ugueth Urbina

### 2008

- Set single-season ML records in both saves (62) and save opportunities (69)
- Selected as an AL All-Star for the 2nd consecutive season and for the 3rd time in his career
- Named AL Rolands Relief Man Of the Year for 2nd time in his career
- Finished 3rd in AL Cy Young Award balloting and 6th in AL MVP Award voting
- Had at least 40 saves for the 4th straight season
- Became the youngest pitcher to record 50 saves in a season when he did so at 26 years, 7 months and 17 days, breaking the previous record held by Eric Gagne (26 years, 8 months and 14 days)
- Converted 25 consecutive saves from 4/14-6/15, breaking his own franchise record of 22
- Named DHL Delivery Man of the Month in June (11 SV, 1.59 ERA)
- His 38 saves before the All-Star break broke Hall of Famer John Smoltz's record of 34 in 2003
- Named AL Player of the Week, 8/18-24
- Collected his 200th career save, 9/2 at DET; at 26 years, 239 days, became the youngest pitcher in ML history to reach 200 saves
- Earned his 58th save to set a ML single-season record, 9/13 vs SEA; broke the previous record of 57, set by Bobby Thigpen in 1990
- Appeared in 2 postseason games during the ALDS vs BOS (0-1, 7.71 ERA)

### 2007

- Selected to the AL All-Star team for the 2nd time in his career and picked up the save in the AL's 5-4 win at AT&T Park (0.1 IP, 2 BB)
- Finished T-2nd in the AL with 40 saves, his 3rd straight season of at least 40 saves
- Collected his 38th save of the season, 9/23 vs SEA, to clinch the AL West
- Appeared in 1 postseason game, Game 2 of the ALDS vs BOS (0.1 IP, 2 ER)

### 2006

- Led MLB and set a franchise record in saves (47); his 47 saves eclipsed Bryan Harvey's previous record of 46 in 1991
- Named AL Rolands Relief Man of the Year and *The Sporting News'* AL Fireman of the Year
- Recipient of the Hilton Smith Legacy Award, given to the AL Reliever of the Year by the Negro Leagues Baseball Museum
- Finished 4th in AL Cy Young Award balloting (5 points)
- Pitched for Team Venezuela in the inaugural World Baseball Classic (0 ER, 3.0 IP, 3 SO, SV)
- Converted 21 straight saves from 8/20/05-4/8/06, breaking Troy Percival's LAA record of 20 straight saves (6/8-8/22/03)

- Had a career-best 30.2-inning scoreless streak, 7/2-9/14 (30 G); converted 23 of 24 save opportunities during the streak as LAA went 28-2 in those 30 games
- Recorded his 100th career save, 9/10 vs TOR, and became the youngest pitcher in ML history to do so at 24 years, 227 days
- Following the All-Star break, posted a 0.50 ERA (2 ER, 35.2 IP) and converted 26 of 28 save opportunities

## 2005

- Tied for the AL lead in saves (45) in his first full season as closer
- Joined WSH's Chad Cordero (2005) as the only pitchers in ML history to record at least 40 saves before their 24th birthday
- Was on the DL, 5/15-6/1 (right forearm strain)
- Successfully converted each of his final 18 regular season save opportunities, 8/20-10/2
- Appeared in 5 postseason games; posted a 1.59 ERA and collected 3 saves
- Had 2 saves in the ALDS vs NYY, including the decisive Game 5 victory

## 2004

- Named to his 1st career AL All-Star team (0.2 IP); at 22 years of age was the youngest player on the AL team
- T-4th in AL Cy Young Award balloting (1 point)
- Named Setup Man of the Year by MLB.com as voted on by the fans
- Set a LAA franchise record with 123 SO as a reliever
- Led all AL relievers with 13.18 SO/9.0 IP
- Allowed only 2 HR all season to the 335 batters he faced and held RHH to a .388 OPS in 158 plate appearances
- Did not allow an ER through his first 14 appearances of the season (4/6-5/9)
- Tied a career high with 5 SO, 5/9 vs TB
- Made 2 appearances in the ALDS vs BOS (0-2, 3.86 ERA)

## 2003

- Spent his first full season in the majors
- Led AL relievers in OPP AVG (.172) & SO (95) and ranked T-3rd in wins (8)
- Tossed a career-high 86.0 innings
- Earned his 1st career ML save, 4/11 vs OAK
- Picked up his 1st ML win, 4/16 at TEX (1.2 IP, 3 SO)
- Was on the bereavement list, 4/23-28
- Held RHH to a .156 AVG (21-135) and LHH batted .186 (29-156) against him

## 2002

- Began the season with Arkansas (AA)
- Averaged 13.28 SO/9.0 IP (61 SO, 41.1 IP) with Arkansas, which included 20 strikeouts of his final 44 batters faced (45.4% SO rate)
- Selected to the World roster for MLB Futures Game at Miller Park
- Promoted to Salt Lake City (AAA) on 6/14
- Had his contract selected on 9/15 and made his ML debut, 9/18 at OAK (1.0 IP, H, 2 SO)
- Tied an ANA record (Nolan Ryan, 2x) by striking out 8 consecutive batters over 4 games, 9/18-25
- Appeared in 11 postseason games and went 5-1, 1.93 ERA (4 ER, 18.2 IP) with 28 SO to just 5 BB

## MOST SAVES, MLB (SINGLE SEASON)

1.	<b>FRANCISCO RODRÍGUEZ</b>	<b>62 (2008)</b>
2.	Bobby Thigpen	57 (1990)
T-3.	Eric Gagne	55 (2003)
T-3.	John Smoltz	55 (2002)
T-5.	Trevor Hoffman	53 (1998)
T-5.	Randy Myers	53 (1993)
T-5.	Mariano Rivera	53 (2004)

- His 5 wins tied ARI's Randy Johnson (2001) for most in a single postseason, at the same time establishing a new record for a reliever
- Tossed 3.0 scoreless innings of relief and picked up the win in Game 2 of the World Series; at 20 years, 286 days, became the youngest pitcher to win a World Series game
- In total, appeared in 4 World Series games, tossing 2.0-plus innings in 3 of them
- Following the season, was ranked as the top prospect in the Angels minor league system and the 10th-best prospect in baseball by *Baseball America*

## 2001

- Spent the entire season with Rancho Cucamonga (A)
- Ranked 2nd in the California League in SO/9.0 IP (11.64)
- Was on the DL, 4/5-5/19 (right elbow strain)
- Pitched his 1st professional SHO, 6/10 vs Mudville
- Pitched in the Arizona Fall League for Scottsdale
- Ranked as the 7th-best prospect in ANA's minor league system following the season by *Baseball America*

## 2000

- Pitched for Lake Elsinore (A)
- Was on the DL, 4/6-5/25 (right anterior shoulder tendinitis) and again, 6/8-7/18 (right arm tenderness)
- Ranked as the 2nd-best prospect in ANA's minor league system following the season by *Baseball America*

## 1999

- Split his first pro season between Butte (R) and Boise (A)
- Led the Pioneer League in SO/9.0 IP (11.7) and OPP AVG (.179)
- Had 12 SO in 7.2 innings, 7/25 at Medicine Hat
- Was on the suspended list, 8/6-11
- Earned his first professional win, 8/21 at Great Falls
- Promoted to Boise on 8/31
- Named the top prospect in the Pioneer League following the season by *Baseball America*

## PERSONAL

Francisco Jose Rodríguez... Married to Luinitza Erienne de Rodríguez (2/2/16)... Has seven children: Adriana Rashell (3/5/01), Destiny Franchesca (5/17/02), Francisco José & Anguelina Isabella (9/14/09), D'Angelo José (11/25/11), Fabiana Nelitza (5/5/13) and Dylan Abraham (11/5/14)... Has 13 siblings and was raised by his grandparents... Pitched for the 1998 Venezuelan National Team at the Pan-American Youth Championship in Mexico... Attended Juan Lovera School in Venezuela, where he played baseball, basketball and volleyball... **Hobbies:** Going to the beach, fishing and spending time with the family... **Signed by:** George Lazarique and Bob Fontaine Jr.

### FRANCISCO RODRÍGUEZ'S CAREER STATISTICS

YEAR	CLUB	W-L	ERA	G	GS	CG	SHO	SV	IP	H	R	ER	HR	HB	BB	SO	WP	BK	AVG
1999	Butte	1-1	3.31	12	9	1	0	0	51.2	33	21	19	1	3	21	69	10	3	.179
	Boise	1-0	5.40	1	1	0	0	0	5.0	3	4	3	0	0	1	6	0	0	.150
2000	Lake Elsinore	4-4	2.81	13	12	0	0	0	64.0	43	29	20	2	1	32	79	12	1	.189
2001	R. Cucamonga	5-7	5.38	20	20	1	1	0	113.2	127	72	68	13	6	55	147	17	4	.277
2002	Arkansas	3-3	1.96	23	0	0	0	9	41.1	32	13	9	2	0	15	61	7	1	.206
	Salt Lake City	2-3	2.57	27	0	0	0	6	42.0	30	13	12	1	3	13	59	2	0	.204
	ANAHEIM	0-0	0.00	5	0	0	0	0	5.2	3	0	0	0	1	2	13	0	0	.167
2003	ANAHEIM	8-3	3.03	59	0	0	0	2	86.0	50	30	29	12	2	35	95	7	0	.172
2004	ANAHEIM	4-1	1.82	69	0	0	0	12	84.0	51	21	17	2	1	33	123	5	0	.172
2005	LOS ANGELES (AL)	2-5	2.67	66	0	0	0	#45	67.1	45	20	20	7	0	32	91	8	0	.184
2006	LOS ANGELES (AL)	2-3	1.73	69	0	0	0	*47	73.0	52	16	14	6	1	28	98	10	0	.197
2007	LOS ANGELES (AL)	5-2	2.81	64	0	0	0	40	67.1	50	22	21	3	1	34	90	7	1	.204
2008	LOS ANGELES (AL)	2-3	2.24	#76	0	0	0	*62	68.1	54	21	17	4	2	34	77	6	0	.216
2009	NEW YORK (NL)	3-6	3.71	70	0	0	0	35	68.0	51	34	28	7	1	38	73	1	0	.203
2010	NEW YORK (NL)	4-2	2.20	53	0	0	0	25	57.1	45	14	14	3	2	21	67	3	1	.213
2011	NEW YORK (NL)	2-2	3.16	42	0	0	0	23	42.2	44	15	15	3	2	16	46	2	0	.265
	MILWAUKEE	4-0	1.86	31	0	0	0	0	29.0	23	7	6	1	0	10	33	2	0	.209
2012	MILWAUKEE	2-7	4.38	78	0	0	0	3	72.0	65	37	35	8	0	31	72	6	0	.241
2013	Brevard County	0-0	0.00	2	0	0	0	0	2.0	0	0	0	0	0	1	4	0	0	.000
	Nashville	0-0	0.00	2	0	0	0	0	2.0	1	0	0	0	0	2	3	0	0	.143
	MILWAUKEE	1-1	1.09	25	0	0	0	10	24.2	17	3	3	2	0	9	26	0	0	.198
	BALTIMORE	2-1	4.50	23	0	0	0	0	22.0	25	11	11	5	1	5	28	2	0	.281
2014	MILWAUKEE	5-5	3.04	69	0	0	0	44	68.0	49	23	23	14	1	18	73	0	0	.198
2015	MILWAUKEE	1-3	2.21	60	0	0	0	38	57.0	38	15	14	6	0	11	62	3	0	.189
2016	DETROIT	3-4	3.24	61	0	0	0	44	58.1	45	24	21	6	1	21	52	4	0	.214
2017	DETROIT	2-5	7.82	28	0	0	0	7	25.1	31	23	22	9	1	11	23	2	0	.292
	Harrisburg	0-0	3.00	3	0	0	0	0	3.0	2	2	1	0	0	1	2	0	0	.182
	Potomac	0-0	0.00	1	0	0	0	0	1.0	3	3	0	0	0	2	0	1	0	.250
	Hagerstown	0-0	0.00	1	1	0	0	0	1.0	1	0	0	0	0	0	0	0	0	.333
<b>Minors Totals</b>	<b>16-18</b>	<b>3.67</b>	<b>105</b>	<b>43</b>	<b>2</b>	<b>1</b>	<b>15</b>	<b>326.2</b>	<b>275</b>	<b>157</b>	<b>132</b>	<b>19</b>	<b>13</b>	<b>143</b>	<b>430</b>	<b>49</b>	<b>9</b>	<b>.223</b>	
<b>AL Totals</b>	<b>30-27</b>	<b>2.78</b>	<b>520</b>	<b>0</b>	<b>0</b>	<b>0</b>	<b>259</b>	<b>557.1</b>	<b>406</b>	<b>188</b>	<b>172</b>	<b>54</b>	<b>11</b>	<b>235</b>	<b>690</b>	<b>51</b>	<b>1</b>	<b>.201</b>	
<b>NL Totals</b>	<b>22-26</b>	<b>2.97</b>	<b>428</b>	<b>0</b>	<b>0</b>	<b>0</b>	<b>178</b>	<b>418.2</b>	<b>332</b>	<b>148</b>	<b>138</b>	<b>44</b>	<b>6</b>	<b>154</b>	<b>452</b>	<b>17</b>	<b>1</b>	<b>.215</b>	
<b>ML Totals</b>	<b>52-53</b>	<b>2.86</b>	<b>948</b>	<b>0</b>	<b>0</b>	<b>0</b>	<b>437</b>	<b>976.0</b>	<b>738</b>	<b>336</b>	<b>310</b>	<b>98</b>	<b>17</b>	<b>389</b>	<b>1142</b>	<b>68</b>	<b>2</b>	<b>.207</b>	

\* League leader  
# Tied for league lead

### RODRÍGUEZ'S DIVISION SERIES STATISTICS

YEAR	CLUB, OPP	W-L	ERA	G	GS	CG	SHO	SV	IP	H	R	ER	HR	HB	BB	SO	WP	BK	AVG
2002	ANA, NYY	2-0	3.18	3	0	0	0	0	5.2	2	2	2	1	0	2	8	1	0	.105
2004	ANA, BOS	0-2	3.86	2	0	0	0	0	4.2	4	2	2	0	1	3	5	2	0	.235
2005	LAA, NYY	0-0	2.70	3	0	0	0	2	3.1	5	1	1	1	0	0	2	0	0	.357
2007	LAA, BOS	0-0	54.00	1	0	0	0	0	0.1	1	2	2	1	0	1	1	0	0	.500
2008	LAA, BOS	0-1	7.71	2	0	0	0	0	2.1	5	2	2	1	0	2	2	0	0	.455
2011	MIL, ARI	0-0	0.00	2	0	0	0	0	2.0	2	0	0	0	0	3	4	0	0	.250
<b>DS Totals</b>	<b>2-3</b>	<b>4.42</b>	<b>13</b>	<b>0</b>	<b>0</b>	<b>0</b>	<b>2</b>	<b>18.1</b>	<b>19</b>	<b>9</b>	<b>9</b>	<b>4</b>	<b>1</b>	<b>11</b>	<b>22</b>	<b>3</b>	<b>0</b>	<b>.268</b>	

### RODRÍGUEZ'S LEAGUE CHAMPIONSHIP SERIES STATISTICS

YEAR	CLUB, OPP	W-L	ERA	G	GS	CG	SHO	SV	IP	H	R	ER	HR	HB	BB	SO	WP	BK	AVG
2002	ANA, MIN	2-0	0.00	4	0	0	0	0	4.1	2	0	0	0	0	2	7	1	0	.143
2005	LAA, CWS	0-0	0.00	2	0	0	0	1	2.1	2	2	0	0	0	3	3	0	0	.250
2011	MIL, STL	0-0	3.00	3	0	0	0	0	3.0	3	1	1	0	0	1	4	0	0	.273
<b>LCS Totals</b>	<b>2-0</b>	<b>0.93</b>	<b>9</b>	<b>0</b>	<b>0</b>	<b>0</b>	<b>1</b>	<b>9.2</b>	<b>7</b>	<b>3</b>	<b>3</b>	<b>1</b>	<b>0</b>	<b>0</b>	<b>6</b>	<b>14</b>	<b>1</b>	<b>0</b>	<b>.212</b>

### RODRÍGUEZ'S WORLD SERIES STATISTICS

YEAR	CLUB, OPP	W-L	ERA	G	GS	CG	SHO	SV	IP	H	R	ER	HR	HB	BB	SO	WP	BK	AVG
2002	ANA, SF	1-1	2.08	4	0	0	0	0	8.2	6	3	2	1	0	1	13	1	0	.194

### RODRÍGUEZ'S ALL-STAR GAME STATISTICS

YEAR	CLUB, SITE	W-L	ERA	G	GS	CG	SHO	SV	IP	H	R	ER	HR	HB	BB	SO	WP	BK	AVG
2004	AL, HOU	0-0	0.00	1	0	0	0	0	0.2	0	0	0	0	0	0	0	0	0	.000
2007	AL, SF	0-0	0.00	1	0	0	0	1	0.1	0	0	0	0	0	2	0	0	0	.000
2008	AL, NYY	0-0	0.00	1	0	0	0	0	0.1	0	0	0	0	0	1	0	0	0	.000
2009	NL, STL	0-0	0.00	1	0	0	0	0	1.0	0	0	0	0	0	0	1	0	0	.000
2014	NL, MIN	0-0	0.00	1	0	0	0	0	1.0	0	0	0	0	0	1	0	0	0	.000
2015	NL, CIN	0-0	18.00	1	0	0	0	0	1.0	1	2	2	0	0	1	0	0	0	.333
<b>ASG Totals</b>	<b>0-0</b>	<b>4.15</b>	<b>6</b>	<b>0</b>	<b>0</b>	<b>0</b>	<b>1</b>	<b>4.1</b>	<b>1</b>	<b>2</b>	<b>2</b>	<b>0</b>	<b>0</b>	<b>5</b>	<b>1</b>	<b>0</b>	<b>0</b>	<b>.077</b>	



## RODRÍGUEZ'S WORLD BASEBALL CLASSIC STATISTICS

YEAR	CLUB	W-L	ERA	G	GS	CG	SHO	SV	IP	H	R	ER	HR	HB	BB	SO	WP	BK	AVG
2006	Venezuela	0-0	0.00	3	0	0	0	1	3.0	0	0	0	0	0	0	3	0	0	.000
2009	Venezuela	0-0	0.00	5	0	0	0	3	5.2	2	0	0	0	0	2	8	0	0	.105
2013	Venezuela	0-0	3.86	2	0	0	0	0	2.1	2	1	1	1	0	0	2	0	0	.222
2017	Venezuela	1-0	3.86	2	0	0	0	1	2.1	4	3	1	1	0	1	0	0	0	.364
<b>WBC</b>	<b>Totals</b>	<b>1-0</b>	<b>0.82</b>	<b>12</b>	<b>0</b>	<b>0</b>	<b>0</b>	<b>5</b>	<b>13.1</b>	<b>8</b>	<b>4</b>	<b>2</b>	<b>2</b>	<b>0</b>	<b>3</b>	<b>13</b>	<b>0</b>	<b>0</b>	<b>.163</b>

## RODRÍGUEZ'S MAJOR LEAGUE HITTING TOTALS

	AVG	AB	R	H	2B	3B	HR	RBI	SH	SF	HP	BB	SO	SB	CS	E
<b>Career</b>	.500	2	0	1	0	0	0	0	0	0	0	0	1	0	0	4

## RODRÍGUEZ'S CAREER TRANSACTIONS

- Signed by Anaheim Angels as an amateur free agent, September 24, 1998
- On disabled list with a right forearm strain, May 15-June 1, 2005
- Signed by New York Mets as a free agent, December 9, 2008
- Traded to Milwaukee Brewers with cash considerations for two players to be named later (Danny Herrera (lhp) and Adrian Rosario (rhp)), July 12, 2011
- Traded to Baltimore Orioles for Nick Delmonico (3b), July 23, 2013
- Signed by Milwaukee Brewers as a free agent, February 7, 2014
- Traded to Detroit Tigers for Javier Betancourt (2b) and a player to be named later (Manny Pina (c)), November 18, 2015
- Signed by Washington Nationals as a minor league free agent, July 3, 2017
- Signed by Philadelphia as a minor league free agent, January 27, 2018

## RODRÍGUEZ'S CAREER FIELDING

POSITION	PCT	G	PO	A	E	TC	DP
Pitcher	.971	948	70	65	4	139	3

## RODRÍGUEZ'S GAME HIGHS

**STRIKEOUTS:** 5 – 2 times, last: 5/9/04 vs TB... **WALKS:** 4 – 7/30/05 at NYY... **LONGEST OUTING:** 3.0 inn. – 8/9/03 at CLE...  
**WINNING STREAK:** 5 games – 3 times, last: 7/3-9/23/11... **LOSING STREAK:** 6 games – 7/30/05-6/16/06... **SCORELESS STREAK:**  
 30.2 inn. – 7/2-9/15/06



# ADAM ROSALES

**INFIELDER**

**@arosie7**

**B-T:** R-R

**HT:** 6-2; **WT:** 200

**OPENING DAY AGE:** 34

**BORN:** May 20, 1983, Chicago, IL

**RESIDES:** Phoenix, AZ

**ML SERVICE:** 7 years, 163 days

**HOW OBTAINED:** Signed by Phillies as a minor league free agent, 2/1/18



**NON-ROSTER  
INVITEE**

## 2017

- Began season with OAK
- Hit safely in 9 of his first 11 games, clubbing 2 of his 4 total home runs in that stretch
- Batted .276 (16-58) with a .338 OBP vs LHP and .218 (32-147) with a .245 OBP vs RHP
- Traded to ARI on 7/31
- Defensively, appeared in 11 games at 3rd base, 10 at SS, 6 at 1st base and 3 at 2nd base
- Homered 3 times in his final 14 games

## 2016

- Was a non-roster invitee to ML spring training
- Made SD's Opening Day roster and spent entire season with the club
- Posted career highs in runs (37), doubles (12), triples (3), home runs (13), RBI (35), walks (29), SLG % (.495), OPS (.814) and XBH (28)
- Batted .287 (25-87) with a 1.030 OPS after the All-Star break
- Slugged 9 of his 13 HR and recorded 26 of his 35 RBI at Petco Park
- Hit his first career walk-off HR in the 10th inning, 7/30 vs CIN (Jumbo Diaz)

## 2015

- Spent entire season with TEX
- Started 32 games: 16 at 2nd base, 10 at 1st base, 5 at 3rd base and 1 in LF
- Made his professional pitching debut on 6/26 at TOR, and later appeared in another game as a pitcher, 7/28 vs NYY
- Joined Jeff Kunkel (1988-89) as the only two TEX position players with multiple mound appearances
- Designated for assignment on 8/19 and released on 8/23

## 2014

- Began season with Round Rock (AAA)
- Had his contract selected by TEX on 6/30
- At the time of his promotion, led the team in hits (75), was 2nd in walks (28), T-2nd in doubles (16) and 3rd in RBI (43)
- Named Rangers Player of the Month for August after batting .352 (19-54) during the month
- Recorded his first multi-homer game, 8/16 at CWS
- Had walk-off RBI in consecutive Rangers wins on 8/12 vs TB (walk) and 8/17 vs LAA (single)
- Had a career-best 8-game hitting streak, 9/14-24
- Posted a .993 fielding % at all four infield positions combined (2 E, 278 TC)

## 2013

- Began season on the DL with a strained left intercostal muscle; was activated on 4/25 after a rehab assignment to Stockton (A)
- Appeared in 51 games with OAK before being designated for assignment on 7/8; outrighted and assigned to Sacramento (AAA)
- Was designated for assignment 4 total times, cleared waivers once and was selected off waivers 3 times between 7/8-8/12, splitting the month between TEX and OAK
- Appeared in 17 games with TEX, playing all 4 infield positions

## 2012

- Made OAK's Opening Day roster and appeared in 1 game during Opening Series in Japan, 3/28
- Optioned to Sacramento on 4/2 before regular season resumed and was shuttled between there and OAK through early August
- Batted .301 (59-196) with 6 HR vs RHP with Sacramento
- Recalled by OAK on 8/2 for remainder of the season
- Batted .286 (12-42) in 15 August games with the A's
- Appeared on OAK's ALDS roster against DET, but did not appear in a game

## 2011

- Began the season on the 60-day DL while recovering from a stress fracture in his right ankle; included a rehab assignment to Sacramento
- Shuttled between OAK and Sacramento after being activated on 6/6
- Snapped a career-long 0-for-34 hitless streak on 9/26 at SEA; it marked the longest hitless streak by an Athletic since Jose Canseco went 0-for-40, 8/8-23/86
- Following the season, played for Mexicali in the Mexican Pacific Winter League

## 2010

- Made his 1st Opening Day roster and spent his first full season in the majors with OAK
- Had a career-high 4 RBI, 4/11 at LAA and career-high 4 hits, 4/27 at TB
- Hit his 2nd career pinch-hit HR, 6/12 at OAK (Barry Zito); it was the 100th pinch-hit HR in OAK franchise history
- Was placed on the DL with a stress fracture in his right ankle on 8/13 (retro to 8/12) and missed the remainder of the season
- Made 67 starts: 45 at 2nd base, 10 at SS, 5 at 3rd base, 3 at 1st base, 3 in LF and 1 at DH

## 2009

- Began the season with Louisville (AAA)
- Named Louisville Player of the Month for April (.431 AVG, 7 2B, 3B, 4 HR, 15 RBI)
- Recalled by CIN on 4/28
- Appeared in 42 games for the Reds before being optioned back to Louisville on 6/28
- Recalled again on 7/12 for the remainder of the season
- Following the season, played for Mexicali in the Mexican Winter League

## 2008

- Began the season with Louisville
- Had 3 stints with CIN: 8/9-16, 8/20-30 and 9/9 through remainder of the season
- Made his ML debut on 8/9 vs HOU as a pinch-hitter (0-1)
- Collected his first ML hit, a pinch-hit single on 8/12 at PIT (Sean Burnett)
- Following the season, played for Arecibo in the Puerto Rican Winter League

## 2007

- Named CIN's Minor League Hitter of the Year as he split the season between Sarasota (A) and Chattanooga (AA)
- Selected as a Florida State League midseason All-Star
- Ranked 8th among all minor league players with 70 XBH
- Combined to hit .286 with 41 2B, 11 3B, 18 HR and 79 RBI in 136 games between the two levels

- Named Chattanooga's Player of the Month for August (28 G, .296 AVG, 2 3B, 8 HR, 16 RBI, 20 BB, 1.059 OPS)
- Following the season, played for Surprise in the Arizona Fall League (14 G, .292 AVG, HR, 10 RBI)

## 2006

- Began the season with Sarasota
- Promoted to Dayton (A) on 6/16
- Named Dayton's Player of the Month for July (23 G, .323 AVG, 3 2B, 3B, 6 HR, 19 RBI, .939 OPS)
- Had 2 multi-HR games: 7/10 vs Quad Cities and 7/29 at Peoria

## 2005

- Split his first professional season between Billings (R) and Dayton
- Combined to hit .325 with a .388 OBP and .558 SLG in 66 games between both levels

## PERSONAL

Adam M. Rosales... Married Callie Pack (11/11/11); has one daughter, Juliet (6/27/14), and one son, Adrian (3/9/16)... 2001 graduate of Maine High School (IL)... Attended Western Michigan University, where he majored in physical education... Earned All-MAC first-team honors in 2004 and 2005... **Hobby:** Playing guitar... **Signed by:** Rick Sellers.

## ADAM ROSALES' CAREER STATISTICS

YEAR	CLUB	AVG	G	AB	R	H	2B	3B	HR	RBI	SH	SF	HP	BB	SO	SB	CS	OBP	SLG	OPS	E
2005	Billings	.321	34	140	29	45	14	0	5	25	0	1	5	13	37	2	2	.396	.529	.925	3
	Dayton	.328	32	134	24	44	8	0	9	21	0	2	2	10	24	3	1	.378	.590	.968	6
2006	Sarasota	.213	34	122	15	26	8	2	2	14	1	2	2	20	27	3	3	.329	.361	.690	5
	Dayton	.270	55	222	36	60	9	3	6	29	0	2	5	15	40	5	1	.328	.419	.747	11
2007	Sarasota	.294	69	248	47	73	23	5	5	48	2	6	13	31	46	9	2	.393	.488	.881	4
	Chattanooga	.278	67	255	51	71	18	6	13	31	2	3	5	37	66	4	4	.377	.549	.926	6
2008	Louisville	.287	117	432	70	124	29	7	11	58	1	4	14	22	82	7	1	.339	.463	.802	12
	CINCINNATI	.207	18	29	0	6	1	0	0	2	0	0	0	1	4	1	0	.233	.241	.475	0
2009	Louisville	.349	30	109	27	38	8	2	5	20	0	3	1	12	15	4	0	.408	.596	1.004	3
	CINCINNATI	.213	87	230	23	49	10	1	4	19	2	3	5	26	46	1	2	.303	.317	.620	7
2010	OAKLAND	.271	80	255	31	69	8	2	7	31	2	2	1	19	65	2	2	.321	.400	.721	2
2011	Sacramento	.265	40	147	23	39	5	1	3	22	0	3	1	13	32	1	1	.323	.374	.697	3
	OAKLAND	.098	24	61	5	6	0	0	2	8	0	2	1	4	13	0	0	.162	.197	.358	4
2012	OAKLAND	.222	42	99	12	22	5	0	2	8	0	1	0	11	24	0	0	.297	.333	.631	0
	Sacramento	.280	76	275	46	77	21	1	8	47	1	6	2	26	57	4	2	.340	.451	.791	8
2013	Stockton - a	.500	3	12	3	6	2	0	1	1	0	0	0	0	1	0	0	.500	.917	1.417	0
	Sacramento	.211	9	38	4	8	2	0	0	6	0	1	0	3	7	1	1	.262	.263	.525	1
	OAKLAND	.191	51	136	11	26	5	0	4	8	4	0	4	10	31	0	0	.267	.316	.583	7
	TEXAS	.182	17	11	4	2	0	0	1	4	0	1	0	0	3	0	0	.167	.455	.621	0
2014	OAK/TEX	.190	68	147	15	28	5	0	5	12	4	1	4	10	34	0	0	.259	.327	.586	7
	Round Rock	.276	72	272	42	75	16	3	7	43	0	3	4	28	61	3	0	.349	.434	.783	3
	TEXAS	.262	56	164	20	43	7	0	4	19	0	0	3	13	42	4	2	.328	.378	.706	2
2015	TEXAS	.228	55	114	14	26	4	0	3	7	0	0	1	10	30	4	4	.296	.342	.638	3
2016	SAN DIEGO	.229	105	214	37	49	12	3	13	35	0	4	1	29	88	4	0	.319	.495	.814	8
2017	OAKLAND	.234	71	205	15	48	11	0	4	27	3	3	2	10	66	1	1	.273	.346	.619	9
	ARIZONA	.202	34	84	10	17	5	0	3	9	1	1	2	1	34	0	1	.227	.369	.596	2
<b>Minors Totals</b>		<b>.285</b>	<b>638</b>	<b>2406</b>	<b>417</b>	<b>686</b>	<b>163</b>	<b>30</b>	<b>75</b>	<b>365</b>	<b>7</b>	<b>36</b>	<b>54</b>	<b>230</b>	<b>495</b>	<b>46</b>	<b>18</b>	<b>.356</b>	<b>.471</b>	<b>.827</b>	<b>65</b>
<b>AL Totals</b>		<b>.232</b>	<b>396</b>	<b>1045</b>	<b>112</b>	<b>242</b>	<b>40</b>	<b>2</b>	<b>27</b>	<b>112</b>	<b>9</b>	<b>9</b>	<b>12</b>	<b>77</b>	<b>274</b>	<b>11</b>	<b>9</b>	<b>.290</b>	<b>.351</b>	<b>.641</b>	<b>27</b>
<b>NL Totals</b>		<b>.217</b>	<b>244</b>	<b>557</b>	<b>70</b>	<b>121</b>	<b>28</b>	<b>4</b>	<b>20</b>	<b>65</b>	<b>3</b>	<b>8</b>	<b>8</b>	<b>57</b>	<b>172</b>	<b>11</b>	<b>3</b>	<b>.295</b>	<b>.390</b>	<b>.685</b>	<b>17</b>
<b>ML Totals</b>		<b>.227</b>	<b>640</b>	<b>1602</b>	<b>182</b>	<b>363</b>	<b>68</b>	<b>6</b>	<b>47</b>	<b>177</b>	<b>12</b>	<b>17</b>	<b>20</b>	<b>134</b>	<b>446</b>	<b>17</b>	<b>12</b>	<b>.292</b>	<b>.365</b>	<b>.656</b>	<b>44</b>

a - Rehab assignment

## ROSALES' DIVISION SERIES STATISTICS

YEAR	CLUB, OPP	AVG	G	AB	R	H	2B	3B	HR	RBI	SH	SF	HP	BB	SO	SB	CS	OBP	SLG	OPS	E
2012	OAK, DET		Did not play																		

## ROSALES' CAREER TRANSACTIONS

- Selected by Cincinnati Reds in 12th round of June 2005 draft
- Traded to Oakland Athletics with Willy Taveras (of) for Aaron Miles (inf) and cash considerations, February 1, 2010
- On disabled list with a stress fracture in his right ankle, August 12, 2010 through the end of the season
- On disabled list with a stress fracture in his right ankle, March 22-June 5, 2011; included rehab assignment to Sacramento, June 1-5
- On disabled list with a left intercostal strain, March 26-April 24, 2013; included rehab assignments to Stockton, April 17-19, and Sacramento, April 20-24
- Claimed off waivers by Texas Rangers, August 2, 2013
- Claimed off waivers by Oakland Athletics, August 8, 2013
- Claimed off waivers by Texas Rangers, August 12, 2013
- Signed by San Diego Padres as a minor league free agent, January 1, 2016
- Signed by Oakland Athletics as a minor league free agent, January 25, 2017
- Traded to Arizona Diamondbacks for Jeferson Mejia (rhp), July 31, 2017
- Signed by Phillies as a minor league free agent, February 1, 2018

## ROSALES' CAREER FIELDING

POSITION	PCT	G	PO	A	E	TC	DP
First base	.998	92	487	52	1	540	59
Second base	.986	163	221	326	8	555	92
Third base	.950	156	81	206	15	302	20
Shortstop	.965	160	168	388	20	576	72
Outfield	1.000	13	16	0	0	16	0
Pitcher	---	2	0	0	0	0	0

## ROSALES' GAME HIGHS

**HITS:** 4 – 2 times, last: 5/30/15 vs BOS... **RUNS:** 3 – 3 times, last: 6/24/16 at CIN... **DOUBLES:** 2 – 3 times, last: 8/24/14 vs KC...  
**TRIPLES:** 1... **HOME RUNS:** 2 – 8/6/14 at CWS... **RBI:** 4 – 3 times, last: 9/20/16 vs ARI... **WALKS:** 3 – 2 times, last: 5/20/16 vs LAD...  
**STOLEN BASES:** 1... **HITTING STREAK:** 8 games – 9/14-22/14

## ROSALES' NOTABLE HOMERS

**GRAND SLAMS:** None... **INSIDE-THE-PARK HR:** None... **LEADOFF HR:** 2 – 5/3/13 at NYY (CC Sabathia); 4/22/17 vs SEA (Ariel Miranda)... **PINCH HR:** 2 – 7/30/09 vs SD (Mike Ekstrom); 6/12/10 at SF (Barry Zito)... **WALK-OFF HR:** 1 – 7/30/16 vs CIN (Jumbo Diaz)



## CAMERON RUPP

**CATCHER**

**@CameronRupp**

**29**

**B-T:** R-R

**HT:** 6-2; **WT:** 260

**OPENING DAY AGE:** 29

**BORN:** September 28, 1988, Dallas, TX

**RESIDES:** Frisco, TX

**ML SERVICE:** 3 years, 89 days

**HOW OBTAINED:** Selected by Phillies in 3rd round of June 2010 draft

### 2017

- Made 83 starts, all at catcher
- 31 of his 64 hits (48.4%) went for extra bases (17 2B and 14 HR)
- Had his 1st career multi-HR game, 7/26 vs HOU; the first multi-HR game by a Phillies catcher since 2006 (Mike Lieberthal, 9/17 at HOU)
- Tied his career high with 3 walks, 5/25 vs COL
- Hit .367 (22-60), 7 2B, 4 HR, 1.140 OPS in 18 games against NL West teams
- Threw out 23.7% (14-59) of potential base stealers

### 2016

- Made his 2nd career Opening Day roster
- Got his 1st career SB, 4/22 at MIL
- Batted .339 (21-62) with RISP from 5/12 through the end of the season after starting the year 1-for-15 in those situations
- Had a career-high 4 hits, 7/10 at COL
- Tied his career high with 4 RBI twice: 7/10 at COL and 8/5 at SD
- Among NL catchers, ranked 2nd in go-ahead RBI (18), T-2nd in game-winning RBI (10), 3rd in HR (16) & SLG % (.448) and 4th in doubles (26) & XBH (43)
- Was just the 3rd Phillies catcher over a span of 20 seasons (1997-2016) to hit 15 or more HR in a single season (others: Mike Lieberthal, 5 times and Carlos Ruiz)
- Established career highs in hits (98), runs (36), doubles (26), HR (16), XBH (43), total bases (174), RBI (54) and SB (1)
- Hit safely in 68 of his career-high 104 starts (65.4%)
- 43 of his 98 hits went for extra bases (43.9%)
- Caught 13 runners in 58 SB attempts (22.4%), including 4 of his last 10

### 2015

- Made his 1st career Opening Day roster
- Against LHP, batted .303 (20-66), 5 2B, 3B, 3 HR, 8 RBI, .545 SLG %
- Slugged 8 HR in his final 38 games after having just 1 HR through the first 65 games of his ML career
- Reached base safely in 57 of his 79 starts
- Slugged his first career HR, 6/23 at NYY (CC Sabathia), which was the first HR by a Phillies catcher in 2015
- Hit 7 HR in the month of August to become the first Phillies catcher to have that many HR in a single month since 2002 (Lieberthal – 8) and first Phillies rookie catcher since 1922 (Butch Henline); tied for the 5th-most HR in the NL in August
- Twice had a career-high 4 RBI: 8/12 at ARI and 8/28 vs SD
- Caught 18 of 51 (35.3%) runners attempting to steal

### 2014

- Began the season with Lehigh Valley (AAA)
- Homered in each of his first 4 games of the season (7 RBI), 4/3-8, to set a team record
- Was on the DL with an oblique strain, 4/14-5/14
- Recalled by PHI on 6/19 and made 17 starts before being optioned back to Lehigh Valley on 7/23
- Missed 4 games with a finger laceration, 7/27-30
- Batted .290 (9-31), 4 2B in his final 9 minor league games
- Recalled again on 9/2 and made 1 start in September
- Threw out 6 of 17 (35.3%) runners attempting to steal with the Phillies and 14 of 48 (29.2%) with Lehigh Valley

### 2013

- Began the season with Reading (AA)
- Homered in 3 straight games, 5/9-11
- Batted .324 (12-37) with RISP
- Promoted to Lehigh Valley on 6/10
- In his final 21 games with Lehigh Valley, batted .329 (25-76), 4 2B, 3 HR, 11 RBI, raising his season AVG from .226 to .269
- Threw out a combined 20 of 49 (40.8%) potential base stealers in the minor leagues
- Had his contract selected by the Phillies on 9/3
- Collected an infield single for his 1st ML hit, 9/10 vs SD (Andrew Cashner), in his 1st ML start
- Got his 1st ML RBI and XBH (2B), 9/28 at ATL
- Combined to hit .258 (84-325), 16 2B, 14 HR, 45 RBI, 24 BB, 91 SO, SB, CS, 5 HBP in 94 minor league games
- Played for Peoria in the Arizona Fall League



**2012**

- Spent the season with Clearwater (A)
- Selected as a Florida State League midseason and postseason All-Star
- Homered in back-to-back games, 6/28-29
- Had a season-best 10-game hitting streak, 7/4-16
- Collected a season-high 4 hits and 4 RBI, 8/31 at Dunedin
- Hit .226 (37-164) prior to the All-Star break and .306 (55-180) after

**2011**

- Played for Lakewood (A)
- Hit safely in 17 of 18 games, 6/25-7/20
- Collected a pro-high 5 RBI, 9/3 at Hagerstown
- Batted .318 (55-173), 31 RBI in the 2nd half of the season (51 G) as opposed to .219 (33-151), 13 RBI in the 1st half (48 G)
- Hit .343 vs LHP

**2010**

- Began his pro career with Williamsport (A)
- Participated in Florida Instructional League

**PERSONAL**

Cameron Arthur Rupp... He and his girlfriend, Britny Pittman, have two daughters: Blakely Rhys (11/16/10) and Peri Grey (1/29/18)... 2007 graduate of Prestonwood Christian Academy (TX)... Attended the University of Texas... Named a First-Team Freshman All-American in 2008 and was selected to the 2009 College World Series All-Tournament team... His father, Kevin, pitched 3 years (1977-79) in the Montreal Expos minor league system... **Signed by:** Steve Cohen.

**CAMERON RUPP'S CAREER STATISTICS**

YEAR	CLUB	AVG	G	AB	R	H	2B	3B	HR	RBI	SH	SF	HP	BB	SO	SB	CS	OBP	SLG	OPS	E
2010	Williamsport	.218	55	193	20	42	16	0	5	28	0	1	4	25	51	0	0	.318	.378	.696	7
2011	Lakewood	.272	99	324	33	88	19	1	4	44	1	4	8	31	96	0	0	.346	.373	.719	15
2012	Clearwater	.267	104	344	32	92	22	1	10	49	2	2	2	40	77	0	0	.345	.424	.769	8
2013	Reading	.245	41	143	18	35	6	0	8	21	0	0	4	14	36	0	0	.329	.455	.784	4
	Lehigh Valley	.269	53	182	18	49	10	0	6	24	0	1	1	10	55	1	1	.309	.423	.732	2
	PHILLIES	.308	4	13	1	4	1	0	0	2	0	0	0	1	4	0	0	.357	.385	.742	0
2014	Lehigh Valley	.165	59	194	19	32	8	0	6	19	0	1	3	21	76	0	0	.256	.299	.555	3
	PHILLIES	.183	18	60	4	11	4	0	0	6	0	0	0	4	20	0	0	.234	.250	.484	2
2015	PHILLIES	.233	81	270	24	63	9	1	9	28	0	2	3	24	71	0	1	.301	.374	.675	4
2016	PHILLIES	.252	105	389	36	98	26	1	16	54	0	1	5	24	114	1	0	.303	.447	.750	5
2017	PHILLIES	.217	88	295	35	64	17	0	14	34	0	1	1	34	114	1	0	.299	.417	.716	8
<b>Minors Totals</b>		<b>.245</b>	<b>411</b>	<b>1380</b>	<b>140</b>	<b>338</b>	<b>81</b>	<b>2</b>	<b>39</b>	<b>185</b>	<b>3</b>	<b>9</b>	<b>22</b>	<b>141</b>	<b>391</b>	<b>1</b>	<b>1</b>	<b>.323</b>	<b>.391</b>	<b>.714</b>	<b>39</b>
<b>ML</b>	<b>Totals</b>	<b>.234</b>	<b>296</b>	<b>1027</b>	<b>100</b>	<b>240</b>	<b>57</b>	<b>2</b>	<b>39</b>	<b>124</b>	<b>0</b>	<b>4</b>	<b>9</b>	<b>87</b>	<b>323</b>	<b>2</b>	<b>1</b>	<b>.298</b>	<b>.407</b>	<b>.705</b>	<b>19</b>

**RUPP'S CAREER TRANSACTIONS**

- Selected by Pittsburgh Pirates in 43rd round of June 2007 draft, but did not sign
- Selected by Philadelphia in 3rd round of June 2010 draft

**RUPP'S CAREER FIELDING**

POSITION	PCT	G	PO	A	E	TC	DP	PB
Catcher	.992	293	2192	167	19	2378	18	26

**RUPP'S GAME HIGHS**

**HITS:** 4 – 7/10/16 at COL... **RUNS:** 2 – 9 times, last: 8/19/17 at SF... **DOUBLES:** 2 – 5 times, last: 8/6/17 at COL... **TRIPLES:** 1... **HOME RUNS:** 2 – 7/26/17 vs HOU... **RBI:** 4 – 5 times, last: 7/26/17 vs HOU... **WALKS:** 3 – 2 times, last: 5/25/17 vs COL... **STOLEN BASES:** 1... **HITTING STREAK:** 10 games – 2 times, last: 6/20-7/4/16



# CARLOS SANTANA

**FIRST BASEMAN**

**@TheRealSlamtana**

**B-T:** S-R

**HT:** 5-11; **WT:** 210

**OPENING DAY AGE:** 31

**BORN:** April 8, 1986, Santo Domingo, DR

**RESIDES:** Santo Domingo, DR

**ML SERVICE:** 7 years, 115 days

**HOW OBTAINED:** Signed by Phillies as a free agent, 12/20/17

**CONTRACT STATUS:** Signed a three-year contract on 12/20/17, taking him through 2020 with a club option for 2021

41

## 2017

- Ranked 3rd in the AL in BB/SO (0.94), 4th in walks (88), T-7th in times on base (242), 8th in PA/BB (7.58), 9th in pitches faced (2,648) and T-10th in intentional walks (6)
- Led all ML switch-hitters in walks
- Established a career high in runs (90)
- Played for Dominican Republic in World Baseball Classic
- Was named Wilson Defensive Player of the Year among all ML first basemen and was a finalist for the AL Gold Glove Award
- Committed 5 errors in 1,155 total chances (.996 fielding %)
- Made 153 starts: 139 at 1st base, 7 in RF and 7 as DH
- Hit his 6th career leadoff HR, 4/4 at TEX (Martin Perez)
- Played in his 1,000th career game, 5/16 vs TB
- Homered from both sides of the plate twice: 7/24 vs CIN and 8/15 at MIN
- Reached base 5 times and scored 2 runs, 7/29 at CWS (1-1, 4 BB)
- CLE went 54-18 (.750) when he drew a walk and 57-12 (.826) when he scored a run
- Started all 5 ALDS games vs NYY, reaching base safely in 4 of the 5 contests
- Homered in Game 4 at NYY (Luis Severino)

## 2016

- Finished 3rd in the AL in walks (99), 8th in OBP (.366) and 10th in times on base (252)
- Set career highs in games (158), hits (151), home runs (34), RBI (87), SLG % (.498), OPS (.865) and XBH (68)
- His 34 home runs were the most by a switch-hitter in CLE franchise history
- Made 154 starts: 92 games as DH and 62 games at 1st base
- Posted a .385 OBP in 395 plate appearances in the leadoff spot
- From 5/1 through the remainder of the season, had 90 walks to 88 strikeouts and posted a .372 OBP (138 G)
- Had a career-best 14-game hitting streak, 6/30-7/17 (.350 AVG)
- Reached base safely via a walk or a hit in 23 consecutive games, 8/30-9/23 (.471 OBP)
- Was named AL Co-Player of the Week, 9/19-25 (Justin Upton)
- His 3 postseason HR and 8 BB each ranked T-2nd among all ML players

## 2015

- Ranked 2nd in the AL in walks (108) and 5th in MLB, trailing only Joey Votto (143), Bryce Harper (124), Paul Goldschmidt (118) and Jose Bautista (110)
- Set a career high with 11 SB
- Hit .268 (51-190) vs LHP and .211 (76-360) vs RHP
- Made 153 starts: 132 games at 1st base and 21 games as DH
- Hit his 2nd career grand slam, 9/18 vs CWS (Chris Sale)

- Beginning on 5/31, played in each of the last 112 games of the season

## 2014

- Led the majors in walks (113), setting a CLE franchise record as a switch-hitter
- Was the first switch-hitter to lead the majors in walks since 1993 (Tony Phillips)
- Made 151 starts: 93 at 1st base, 26 at 3rd base, 22 as DH and 10 at catcher
- Beginning on 5/22 through the remainder of the season, batted .268 (101-377) with 20 2B, 22 HR and 76 walks to raise his average from .146 to .231 and his OBP from .303 to .365
- Was on the 7-day concussion DL, 5/26-6/5
- After returning from the DL, hit .310 with a .415 OBP and .603 SLG % over a two-month stretch from 6/6-7/31 (207 PA)
- Over a 4-game series, 7/24-27 at KC, went 9-for-14 (.643) with 5 HR, 8 RBI and 5 BB
- Named AL Player of The Week, 7/21-27 (.556 AVG, 8 R, 6 HR, 10 RBI, 1.970 OPS)
- Homered from both sides of the plate, 7/27 at KC
- Following the All-Star break, ranked T-2nd in the AL in RBI (48), 6th in OPS (.860) and T-6th in HR (13)

## 2013

- Among AL players, finished 2nd in walks (93), 3rd in pitches/PA (4.29), T-7th in doubles (39) and 8th in OBP (.377)
- Posted a 1.075 OPS in 8 games for the World Baseball Classic champion Dominican Republic team
- Made 152 starts: 81 games at catcher, 24 games at 1st base and 47 games at DH
- Caught 10 runners in 61 SB attempts (16.4 %)
- Hit .350 (36-103) through his first 29 games (4/2-5/11)
- Had a career-high 5 hits, 4/7 at TB (5-5, 3 R, 2 2B, HR, 3 RBI)
- Went 1-for-2 with 3 BB and a HR (Roy Halladay), 4/30 vs PHI
- Reached base 5 times (1-2, 4 BB), 5/23 at BOS
- Following the season, played for Escogido in the Dominican Winter League

## 2012

- Ranked 3rd in the AL in walks (91) and 6th in pitches/PA (4.26)
- Hit .281 with an .887 OPS in 74 games following the All-Star break after batting .221 with a .675 OPS in 69 games before the break
- Had 2 multi-HR games: 4/8 vs TOR and 9/23 at KC
- Was on the 7-day concussion DL, 5/26-6/4; included a rehab assignment to Lake County
- Following the season, played for Escogido in the Dominican Winter League

**2011**

- Made his 1st career Opening Day roster and spent his first full season in the majors
- Finished 3rd in the AL in walks (97)
- Hit .318 (57-179) with a .964 OPS vs LHP and .201 (75-373) with a .732 OPS vs RHP
- Was one of only four ML players with at least 25 HR, 35 2B and 90 BB, joining Miguel Cabrera, Prince Fielder and Joey Votto
- Hit a walk-off grand slam, 4/29 vs DET (Joaquín Benoit); was his first career GS
- Collected his first career pinch HR, 9/23 vs MIN (Matt Capps)

**2010**

- Began the season with Columbus (AAA)
- Was recalled on 6/11
- At the time of his recall, was leading the International League in OBP (.447), walks (45) & OPS (1.044) and ranked T-2nd in RBI (51), T-3rd in HR (13), 4th in SLG % (.597) & total bases (117), 5th in AVG (.316) and T-6th in runs (39)
- Made his ML debut on 6/11 vs WSH (0-3, BB); became the first CLE player to make his ML debut batting 3rd since 1977 (Jim Norris)
- Collected his first ML hit and RBI in the same at-bat, 6/12 vs WSH (JD Martin); later homered off Martin in the same game for his first career HR
- Suffered a torn lateral collateral ligament in his left knee on 8/2 at BOS after being involved in a collision at home plate
- Was placed on the 15-day DL on 8/3; underwent surgery on 8/6 (Dr. Rick Parker) and missed the remainder of the season

**2009**

- Spent the season with Akron (AA) and won Eastern League MVP
- Selected as an EL midseason and postseason All-Star
- Named CLE's Minor League Player of the Year
- Led the EL in OPS (.943), SLG % (.530) & walks (90) and ranked 2nd in HR (23), RBI (97) & OBP (.41) and 3rd in runs (91)
- Posted an OPS of 1.000 or greater in three separate months (1.028 in April, 1.016 in July and 1.042 in September)

- Played for the World Team in the All-Star Futures Game, 7/12 at Busch Stadium (0-1, BB)
- Following the season, played for Escogido in the Dominican Winter League
- Underwent surgery on 12/8 to repair a fractured right hamate bone (Dr. Tom Graham)

**2008**

- Began the season in the LAD organization before being traded to CLE on 7/26
- Played for Inland Empire (A), Kinston (A) and Akron
- Hit .326 with a .431 OBP and .568 SLG % in a combined 130 games between the three teams
- Led MiLB in runs (125) and finished 2nd in RBI (117), T-6th in walks (89), 8th in OBP and T-9th in XBH (65)
- Named California League MVP despite not playing the final 5 weeks of the season after his trade to CLE
- At the time of the trade, led the CL in RBI (96), OBP (.431) & runs (88) and ranked 2nd in doubles (34), 3rd in XBH (52), 4th in SLG % (.563) and 6th in AVG (.323)
- Following the season, was named the top prospect in the CLE minor league system by *Baseball America*

**2007**

- Played for Great Lakes (A)
- Converted to catcher prior to the season
- Posted an .818 OPS in 210 second-half plate appearances after recording a .480 OPS in 124 plate appearances before the All-Star break

**2006**

- Split season between Vero Beach (A) and Ogden (R)
- Had 30 walks to just 19 strikeouts in 168 plate appearances with Ogden

**2005**

- Began pro career with Gulf Coast League Dodgers (R)

**PERSONAL**

Carlos Santana... Married Brittany Aragon (2/4/12); has one son, Carlos David (8/13/10), and two daughters, Savian Jazmin (5/28/15) and Luna Star (7/6/17)... **Hobby:** Spending time with his family... **Signed by:** René Francisco.

**CARLOS SANTANA'S CAREER STATISTICS**

YEAR	CLUB	AVG	G	AB	R	H	2B	3B	HR	RBI	SH	SF	HP	BB	SO	SB	CS	OBP	SLG	OPS	E
2005	GCL Dodgers	.295	32	78	14	23	4	1	1	14	0	2	1	16	8	0	2	.412	.410	.823	2
2006	Vero Beach	.268	54	198	16	53	10	2	3	18	0	1	1	23	43	0	3	.345	.384	.729	14
	Ogden	.303	37	132	31	40	5	1	7	27	0	5	1	30	19	4	0	.423	.515	.938	2
2007	Great Lakes	.223	86	292	32	65	20	1	7	36	1	0	1	40	45	5	3	.318	.370	.688	19
2008	Inland Empire	.323	99	350	88	113	34	4	14	96	2	9	4	69	59	7	4	.431	.563	.993	17
	Kinston	.352	29	105	34	37	5	1	6	19	0	1	0	20	24	3	0	.452	.590	1.043	3
	AKRON	.125	2	8	3	1	0	0	1	2	0	0	0	0	2	0	0	.125	.500	.625	0
2009	AKRON	.290	130	428	91	124	30	2	23	97	0	10	7	*90	83	2	2	.413	*.530	*.943	9
2010	Columbus	.316	57	196	39	62	14	1	13	51	0	2	3	45	39	6	0	.447	.597	1.044	3
	CLEVELAND	.260	46	150	23	39	13	0	6	22	0	4	1	37	29	3	0	.401	.467	.868	3
2011	CLEVELAND	.239	155	552	84	132	35	2	27	79	0	7	2	97	133	5	3	.351	.457	.808	11
2012	CLEVELAND	.252	143	507	72	128	27	2	18	76	0	8	3	91	101	3	5	.365	.420	.785	9
	Lake County -a	.250	1	4	1	1	0	0	1	2	0	0	0	0	0	0	0	.250	1.000	1.250	0
2013	CLEVELAND	.268	154	541	75	145	39	1	20	74	0	4	4	93	110	3	1	.377	.455	.832	5
2014	CLEVELAND	.231	152	541	68	125	25	0	27	85	0	3	3	*113	124	5	2	.365	.427	.792	11
2015	CLEVELAND	.231	154	550	72	127	29	2	19	85	0	5	3	108	122	11	3	.357	.395	.752	3
2016	CLEVELAND	.259	158	582	89	151	31	3	34	87	0	5	2	99	99	5	2	.366	.498	.865	5
2017	CLEVELAND	.259	154	571	90	148	37	3	23	79	0	2	6	88	94	5	1	.363	.455	.818	5
<b>Minors Totals</b>		<b>.290</b>	<b>527</b>	<b>1791</b>	<b>349</b>	<b>519</b>	<b>122</b>	<b>13</b>	<b>76</b>	<b>362</b>	<b>3</b>	<b>30</b>	<b>18</b>	<b>333</b>	<b>322</b>	<b>27</b>	<b>14</b>	<b>.401</b>	<b>.500</b>	<b>.900</b>	<b>69</b>
<b>ML Totals</b>		<b>.249</b>	<b>1116</b>	<b>3994</b>	<b>573</b>	<b>995</b>	<b>236</b>	<b>13</b>	<b>174</b>	<b>587</b>	<b>0</b>	<b>38</b>	<b>24</b>	<b>726</b>	<b>812</b>	<b>40</b>	<b>17</b>	<b>.365</b>	<b>.445</b>	<b>.810</b>	<b>52</b>

\* League leader

a - Rehab assignment



## SANTANA'S WILD CARD GAME STATISTICS

YEAR	CLUB, OPP	AVG	G	AB	R	H	2B	3B	HR	RBI	SH	SF	HP	BB	SO	SB	CS	OBP	SLG	OPS	E
2013	CLE, TB	.500	1	4	0	2	1	0	0	0	0	0	0	0	1	0	0	.500	.750	1.250	0

## SANTANA'S DIVISION SERIES STATISTICS

YEAR	CLUB, OPP	AVG	G	AB	R	H	2B	3B	HR	RBI	SH	SF	HP	BB	SO	SB	CS	OBP	SLG	OPS	E
2016	CLE, BOS	.182	3	11	1	2	0	0	0	0	0	0	1	0	2	0	0	.250	.182	.432	0
2017	CLE, NYY	.211	5	19	2	4	0	0	1	4	0	0	0	3	4	0	0	.318	.368	.687	1
<b>DS</b>	<b>Totals</b>	<b>.200</b>	<b>8</b>	<b>30</b>	<b>3</b>	<b>6</b>	<b>0</b>	<b>0</b>	<b>1</b>	<b>4</b>	<b>0</b>	<b>0</b>	<b>1</b>	<b>3</b>	<b>6</b>	<b>0</b>	<b>0</b>	<b>.200</b>	<b>.294</b>	<b>.594</b>	<b>1</b>

## SANTANA'S LEAGUE CHAMPIONSHIP SERIES STATISTICS

YEAR	CLUB, OPP	AVG	G	AB	R	H	2B	3B	HR	RBI	SH	SF	HP	BB	SO	SB	CS	OBP	SLG	OPS	E
2016	CLE, TOR	.167	5	18	3	3	0	0	2	2	0	0	0	2	2	0	0	.250	.500	.750	0

## SANTANA'S WORLD SERIES STATISTICS

YEAR	CLUB, OPP	AVG	G	AB	R	H	2B	3B	HR	RBI	SH	SF	HP	BB	SO	SB	CS	OBP	SLG	OPS	E
2016	CLE, CHI	.217	7	23	2	5	1	0	1	2	0	0	0	6	7	0	0	.379	.391	.771	0

## SANTANA'S WORLD BASEBALL CLASSIC STATISTICS

YEAR	CLUB	AVG	G	AB	R	H	2B	3B	HR	RBI	SH	SF	HP	BB	SO	SB	CS	OBP	SLG	OPS	E
2013	Dominican Rep.	.273	8	22	5	6	1	0	2	3	0	0	0	9	6	0	1	.484	.591	1.075	1
2017	Dominican Rep.	.308	6	26	2	8	2	0	0	3	0	0	0	1	5	0	0	.333	.385	.718	1
<b>WBC</b>	<b>Totals</b>	<b>.292</b>	<b>14</b>	<b>48</b>	<b>7</b>	<b>14</b>	<b>3</b>	<b>0</b>	<b>2</b>	<b>6</b>	<b>0</b>	<b>0</b>	<b>0</b>	<b>10</b>	<b>11</b>	<b>0</b>	<b>1</b>	<b>.414</b>	<b>.479</b>	<b>.893</b>	<b>2</b>

## SANTANA'S CAREER TRANSACTIONS

- Signed by Los Angeles Dodgers as an amateur free agent, August 13, 2004
- Traded to Cleveland Indians with Jon Meloan (rhp) for Casey Blake (inf/of), July 26, 2008
- On disabled list with a tear in his lateral collateral ligament in his left knee, August 3, 2010 through the remainder of the season
- On 7-day concussion disabled list, May 26 to June 4, 2012; included rehab assignment to Lake County, June 4
- On 7-day concussion disabled list, May 26 to June 5, 2014
- Signed by Philadelphia as a free agent, December 20, 2017

## SANTANA'S CAREER FIELDING

POSITION	PCT	G	PO	A	E	TC	DP	PB
Catcher	.991	330	2241	173	21	2435	12	25
First base	.995	546	4438	354	25	4817	451	-
Third base	.909	26	25	35	6	66	3	-
Outfield	1.000	8	11	1	0	12	1	-

## SANTANA'S GAME HIGHS

**HITS:** 5 – 4/7/13 at TB... **RUNS:** 3 – 13 times, last: 8/15/17 at MIN... **DOUBLES:** 2 – 17 times, last: 9/9/17 vs BAL... **TRIPLES:** 1... **HOME RUNS:** 2 – 9 times, last: 8/15/17 at MIN... **RBI:** 5 – 2 times, last: 8/23/12 at KC... **WALKS:** 4 – 3 times, last: 7/29/17 at CWS... **STOLEN BASES:** 1... **HITTING STREAK:** 14 games – 6/30-7/17/16

## SANTANA'S NOTABLE HOMERS

**GRAND SLAMS:** 2 – 4/29/11 vs DET (Joaquín Benoit); 9/18/15 vs CWS (Chris Sale)... **INSIDE-THE-PARK HR:** 1 – 8/31/13 at DET (Jose Veras)... **LEADOFF HR:** 6 – 4/22/16 at DET (Justin Verlander); 5/8/16 vs KC (Edinson Volquez); 6/25/16 at DET (Anibal Sanchez); 7/8/16 vs NYY (Chad Green); 8/11/16 vs LAA (Jhoulys Chacin); 4/4/17 at TEX (Martin Perez)... **PINCH HR:** 1 – 9/23/11 vs MIN (Matt Capps)... **WALK-OFF HR:** 4 – 4/29/11 vs DET (Joaquin Benoit) GS\*; 9/23/11 vs MIN (Matt Capps) PH\*; 7/31/13 vs CWS (Dylan Axelrod); 6/17/16 vs CWS (Nate Jones)



# RANGER SUÁREZ

## LEFT-HANDED PITCHER

70

**B-T:** L-L  
**HT:** 6-1; **WT:** 210  
**OPENING DAY AGE:** 22  
**BORN:** August 26, 1995, Pie de Cuesta, VZ  
**RESIDES:** Carora, VZ  
**HOW OBTAINED:** Signed by Phillies as an amateur free agent, 4/1/12

2018 PHILLIES

### 2017

- Began the season with Lakewood (A)
- Selected as a South Atlantic League midseason All-Star
- Named Phillies Minor League Pitcher of the Month for April (0.87 ERA, 2 ER, 22.1 IP)
- Earned Phillies Minor League Pitcher of the Week honors 3 times, 4/24-30, 6/5-11 and 6/26-7/2, and was named SAL Pitcher of the Week, 6/26-7/2
- Was T-2nd in the SAL in SHO (1)
- 7 of his 14 starts with Lakewood were scoreless
- Had a 23.1-inning scoreless streak, 4/8-5/4
- Posted a 1.20 ERA (6 ER, 45.0 IP) in 7 home starts
- Promoted to Clearwater (A) on 7/4
- Named both Phillies Minor League Pitcher of the Week and Florida State League Pitcher of the Week, 7/31-8/6
- Did not allow a HR over 50.1 consecutive innings, between 5/30 with Lakewood and 7/24 with Clearwater
- Recorded a season-best 10 SO three times: 4/20 and 5/24 with Lakewood and 7/18 with Clearwater

### 2016

- Spent the entire season with Williamsport (A)
- Named a New York-Penn League All-Star
- Led NYPL in CG (2), T-1st in SHO (1), T-4th in wins (6), was 7th in innings (73.2) and 9th in WHIP (1.15)
- Threw a no-hitter (7.0 IP) in game 1 of a doubleheader, 7/26 vs Auburn; issued a walk to 1st batter of game, induced a double play, then retired final 19 batters he faced

- Allowed 2 ER or fewer in 10 of 13 starts
- Named Phillies Minor League Pitcher of the Week and NYPL Pitcher of the Week, 7/25-31

### 2015

- Pitched for Gulf Coast League Phillies (R)
- Named Phillies Minor League Pitcher of the Month for July (2-0, 0.79 ERA)
- Named Phillies Minor League Pitcher of the Week, 7/20-26
- Began the season with a 17.0-inning scoreless streak, 6/22-7/9
- Only appeared in 6 games due to a left elbow strain
- Participated in Florida Instructional League

### 2014

- Spent his 3rd consecutive season with the Venezuelan Summer League Phillies (R)
- Led the VSL in innings (80.2) & SO (78), T-1st in starts (14), was 4th in ERA (1.56) and T-5th in wins (5)
- Had a 78.0 strikeout-to-walk ratio (78 SO, 1 BB)
- Participated in FIL

### 2012-13

- Spent his first two pro seasons with the VSL Phillies

### PERSONAL

Ranger José Suárez... Has one daughter, Sofia (1/23/17)...  
**Hobby:** Playing soccer... **Signed by:** Jesús Méndez.

### RANGER SUÁREZ'S CAREER STATISTICS

YEAR	CLUB	W-L	ERA	G	GS	CG	SHO	SV	IP	H	R	ER	HR	HB	BB	SO	WP	BK	AVG
2012	VSL Phillies	0-0	0.00	3	0	0	0	2	5.0	2	0	0	0	0	3	4	0	0	.125
2013	VSL Phillies	0-0	3.18	8	1	0	0	1	17.0	18	8	6	2	0	13	2	0	.257	
2014	VSL Phillies	5-4	1.56	14	#14	0	0	0	*80.2	67	25	14	2	1	*78	3	1	.218	
2015	GCL Phillies	3-0	0.65	6	4	0	0	0	27.2	15	2	2	0	0	4	20	0	.158	
2016	Williamsport	6-4	2.81	13	13	*2	#1	0	73.2	61	26	23	4	5	24	53	3	.223	
2017	Lakewood	6-2	1.59	14	14	1	1	0	85.0	52	17	15	4	0	24	90	3	.177	
	Clearwater	2-4	3.82	8	8	0	0	0	37.2	43	18	16	1	1	11	38	1	.293	
<b>Minors Totals</b>		<b>22-14</b>	<b>2.09</b>	<b>66</b>	<b>54</b>	<b>3</b>	<b>2</b>	<b>3</b>	<b>326.2</b>	<b>258</b>	<b>96</b>	<b>76</b>	<b>13</b>	<b>7</b>	<b>67</b>	<b>296</b>	<b>12</b>	<b>3</b>	<b>.214</b>

\* League leader  
 # Tied for league lead

### SUÁREZ'S CAREER TRANSACTIONS

- Signed by Philadelphia as an amateur free agent, April 1, 2012



## JOSÉ TAVERAS

### RIGHT-HANDED PITCHER

72

**B-T:** R-R

**HT:** 6-4; **WT:** 246

**OPENING DAY AGE:** 24

**BORN:** November 6, 1993, Santo Domingo, DR

**RESIDES:** Santo Domingo, DR

**HOW OBTAINED:** Signed by Phillies as an amateur free agent, 11/10/13

#### 2017

- Went a combined 9-6, 2.22 ERA (38 ER, 154.1 IP) in 25 starts between Clearwater (A), Reading (AA) and Lehigh Valley (AAA)
- Began the season with Clearwater
- Was a midseason and postseason Florida State League All-Star
- Led all Phillies minor leaguers in SO (140) for the second straight year and also led in innings (154.1)
- His 2.22 ERA ranked 2nd among Phillies minor league pitchers with at least 100.0 IP
- Allowed 2 ER or fewer in 13 of his 16 starts with Clearwater and tossed at least 6.0 innings in 12 of them
- Promoted to Reading on 7/20 and to Lehigh Valley on 7/31
- Named Phillies Minor League Pitcher of the Month for August (2-1, 1.54 ERA, 6 GS)
- Held opponents scoreless in 4 of his 7 starts with Lehigh Valley
- LHH batted just .187 (49-262) against him

#### 2016

- Spent the entire season with Lakewood (A)
- Led the South Atlantic League in SO (154), was T-1st in SHO (1), 2nd in WHIP (1.03), T-3rd in CG (1) and 10th in ERA (3.28) & innings (137.1)
- Led all Phillies minor league pitchers in SO
- Named SAL Pitcher of the Week, 5/9-15, and Phillies Minor League Pitcher of the Week, 6/20-26

- Struck out a professional-high 15 batters in 8.0 IP on 6/25, setting new Lakewood record
- Went 6-2 with a 2.32 ERA (20 ER, 77.2 IP) in his final 12 starts
- Pitched for Este in Dominican Winter League

#### 2015

- Spent the season with Williamsport (A)
- T-2nd in the New York-Penn League in wins (7) and T-9th in SO (59)
- Allowed 2 ER or fewer in 9 of his first 10 starts
- Won 3 consecutive starts on 2 occasions, 7/10-23 and 8/11-26

#### 2014

- Began his pro career with Dominican Summer League Phillies (R)
- Named DSL Pitcher of the Year
- T-1st in the DSL in SHO (1) & CG (1), was 2nd in ERA (1.05), T-2nd in innings (85.1) and T-3rd in wins (8)
- Posted an 8.75 SO/BB ratio (70 SO, 8 BB)
- Went 32.2 innings without allowing an ER, 6/26-7/22
- Participated in Florida Instructional League.

#### PERSONAL

José Miguel Taveras... **Hobby:** Playing PS4... **Signed by:** Koby Pérez.

### JOSÉ TAVERAS' CAREER STATISTICS

YEAR	CLUB	W-L	ERA	G	GS	CG	SHO	SV	IP	H	R	ER	HR	HB	BB	SO	WP	BK	AVG
2014	DSL Phillies	8-4	1.05	15	13	#1	#1	0	85.1	61	22	10	1	11	8	70	4	0	.202
2015	Williamsport	7-4	3.88	13	13	0	0	0	62.2	63	31	27	3	9	21	59	6	2	.273
2016	Lakewood	8-8	3.28	25	20	1	#1	0	137.1	116	60	50	15	4	26	*154	12	0	.229
2017	Clearwater	6-4	2.38	16	16	1	0	0	102.0	86	28	27	13	5	23	92	3	0	.228
	Reading	0-1	3.97	2	2	0	0	0	11.1	10	5	5	2	0	1	11	0	0	.233
	Lehigh Valley	3-1	1.32	7	7	0	0	0	41.0	26	7	6	5	0	15	37	0	0	.176
<b>Minors Totals</b>		<b>32-22</b>	<b>2.56</b>	<b>78</b>	<b>71</b>	<b>3</b>	<b>2</b>	<b>0</b>	<b>439.2</b>	<b>362</b>	<b>153</b>	<b>125</b>	<b>39</b>	<b>29</b>	<b>94</b>	<b>423</b>	<b>25</b>	<b>2</b>	<b>.225</b>

\* League leader

# Tied for league lead

### TAVERAS' CAREER TRANSACTIONS

- Signed by Philadelphia as an amateur free agent, November 10, 2013



## JAKE THOMPSON

### RIGHT-HANDED PITCHER

🐦 @jthomp15

**B-T:** R-R

**HT:** 6-4; **WT:** 225

**OPENING DAY AGE:** 24

**BORN:** January 31, 1994, Dallas, TX

**RESIDES:** Dallas, TX

**ML SERVICE:** 104 days

**HOW OBTAINED:** Acquired from Texas Rangers with Jorge Alfaro, Alec

Asher, Jerad Eickhoff, Matt Harrison and Nick Williams for Cole Hamels, Jake Diekman and cash considerations, 7/31/15

44

### 2017

- Began the season with Lehigh Valley (AAA)
- Was named Phillies Minor League Pitcher of the Week, 4/17-23
- Had a 3.33 ERA (9 ER, 24.1 IP) in 4 July starts with Lehigh Valley
- Had 4 stints with the Phillies: 5/5-10, 7/25-8/3, 8/24 and 9/3-end of season
- Posted a 3.27 ERA (15 ER, 41.1 IP) in his 8 starts for the Phillies (allowed 5 ER in 5.0 innings as reliever)
- Tossed 5.0 scoreless innings (first career scoreless start) on 7/28 vs ATL, his first start since 9/25/16
- Allowed 1 or 0 runs in 5 of his 8 starts, the 3rd-most such starts of all Phillies starters, trailing Aaron Nola (10) and Nick Pivetta (7)
- His 3.27 ERA as a starter was the lowest by any Phillies pitcher with at least 5 starts
- Held LHH to a .219 AVG (14-64) with just 1 HR in 77 plate appearances

### 2016

- Became the 2,000th player to ever appear in a game for the Phillies when he made his ML debut, 8/6 at SD
- Began the season with Lehigh Valley
- Named International League Most Valuable Pitcher
- Led the IL in ERA (2.50) and T-1st in wins (11)
- Named Phillies Minor League Pitcher of the Month for June (3-0, 0.76 ERA, 3 ER, 35.1 IP, 26 H, 8 BB, 18 SO)
- Did not allow an ER in 8 of his 21 starts with Lehigh Valley (38%)
- Allowed just 1 HR in his final 7 starts (45.1 IP)
- Won his final 8 decisions, 6/5-7/31, including 5 consecutive starts, 7/6-31
- Had his contract selected on 8/6
- Made his ML debut, 8/6 at SD (L, 4.1 IP, 7 H, 6 R, 6 ER, 2 BB, HB, SO) and collected his 1st ML hit (infield single off Paul Clemens)
- Picked up his first ML win, 8/12 vs COL (5.0 IP, 2 H, 3 R, 6 SO)
- Posted a 3.41 ERA (13 ER, 34.1 IP) over his final 6 starts (8/29-9/25)

### 2015

- Began the season with Frisco (AA)
- Named a Texas League midseason All-Star
- Had a professional-high 12 SO, 5/4 at Corpus Christi (7.0 IP, BB)
- Threw 6 consecutive quality starts, 5/20-6/18 (4-2, 1.60 ERA, 8 ER, 40.0 IP)
- Tossed a 6.0-inning CG, 6/18 at Corpus Christi
- Pitched for Team USA in the Pan Am Games in July

- Traded to the Phillies on 7/31 and assigned to Reading (AA)
- Pitched at least 6.0 innings and allowed 2 ER or fewer in each of his 7 starts for Reading; the team went 6-1 in those starts
- Named Phillies Minor League Pitcher of the Week, 8/31-9/7
- Ended the regular season with a 9.0-inning scoreless streak
- Went 2-0, 0.56 ERA (1 ER, 16.0 IP) in 2 Eastern League playoff starts
- Pitched a SHO in the EL Divisional Series, 9/11 at Binghamton (9.0 IP, 3 H, BB, 8 SO)
- Participated in Florida Instructional League
- Following the season, was ranked as the 3rd-best prospect in the Phillies minor league system by *Baseball America*

### 2014

- Began the season with Lakeland (A)
- Went 3-1, 0.97 ERA (4 ER, 37.0 IP) over his first 6 starts
- Had a 16.2-inning scoreless streak, 4/5-16
- Was the winning pitcher for Team USA in the All-Star Futures Game held at Target Field (0.2 IP, 2 SO)
- Promoted to Erie (AA), 7/15
- Traded to TEX on 7/23 and assigned to Frisco
- Averaged 11.10 SO/9.0 IP (44 SO, 35.2 IP) for Frisco
- Following the season, was named the 6th-best prospect in TEX's minor league system by MLB.com

### 2013

- Spent the entire season with West Michigan (A)
- Had his 1st professional double-digit SO game, 6/22 at Great Lakes (6.0 IP, 3 H, ER, 10 SO)
- Went 3-2, 2.67 ERA (21 ER, 70.2 IP) in 14 games (13 GS) following the All-Star break

### 2012

- Began his pro career with the Gulf Coast League Tigers (R)
- Allowed 1 ER or none in 6 of his 7 starts
- Held RHH to a .125 AVG (8-64)

### PERSONAL

Jacob Keith Thompson... Married Sarah Wheeler (12/28/17)... 2012 graduate of Rockwall-Heath High School (TX)... Named a First-Team All-American by *Baseball America* following his senior season... Went 12-3, 1.90 ERA and batted .504 (66-131) with 17 2B, 3B, 15 HR and 58 RBI that year...

**Signed by:** Tim Grieve.

## JAKE THOMPSON'S CAREER STATISTICS

YEAR	CLUB	W-L	ERA	G	GS	CG	SHO	SV	IP	H	R	ER	HR	HB	BB	SO	WP	BK	AVG
2012	GCL Tigers	1-2	1.91	7	7	0	0	0	28.1	14	6	6	1	1	10	31	3	1	.149
2013	West Michigan	3-3	3.13	17	16	0	0	0	83.1	79	38	29	4	11	32	91	4	0	.244
2014	Lakeland	6-4	3.14	16	16	0	0	0	83.0	75	31	29	3	7	25	79	4	1	.244
	Erie	1-0	2.45	2	2	0	0	0	11.0	10	3	3	0	1	4	7	2	0	.238
	Frisco	3-1	3.28	7	6	0	0	0	35.2	28	13	13	3	1	18	44	1	0	.219
2015	Frisco	6-6	4.72	17	17	1	0	0	87.2	94	51	46	7	7	30	78	5	0	.272
	Reading	5-1	1.80	7	7	0	0	0	45.0	33	9	9	3	0	12	34	2	0	.217
2016	Lehigh Valley	#11-5	*2.50	21	21	0	0	0	129.2	105	44	36	10	6	37	87	5	0	.225
	PHILLIES	3-6	5.70	10	10	0	0	0	53.2	53	34	34	10	4	28	32	4	0	.265
2017	Lehigh Valley	5-14	5.25	22	22	0	0	0	118.1	136	83	69	12	3	47	90	9	0	.293
	PHILLIES	3-2	3.88	11	8	0	0	0	46.1	50	27	20	9	5	22	35	1	0	.276
<b>Minors Totals</b>		<b>41-36</b>	<b>3.47</b>	<b>116</b>	<b>114</b>	<b>1</b>	<b>0</b>	<b>0</b>	<b>622.0</b>	<b>574</b>	<b>278</b>	<b>240</b>	<b>43</b>	<b>37</b>	<b>215</b>	<b>541</b>	<b>35</b>	<b>2</b>	<b>.247</b>
<b>ML</b>	<b>Totals</b>	<b>6-8</b>	<b>4.86</b>	<b>21</b>	<b>18</b>	<b>0</b>	<b>0</b>	<b>0</b>	<b>100.0</b>	<b>103</b>	<b>61</b>	<b>54</b>	<b>19</b>	<b>9</b>	<b>50</b>	<b>67</b>	<b>5</b>	<b>0</b>	<b>.270</b>

\* League leader

# Tied for league lead

## THOMPSON'S MAJOR LEAGUE HITTING TOTALS

	AVG	AB	R	H	2B	3B	HR	RBI	SH	SF	HP	BB	SO	SB	CS	E
2017	.167	12	1	2	1	0	0	0	1	0	0	1	5	0	0	0
<b>Career</b>	<b>.154</b>	<b>26</b>	<b>1</b>	<b>4</b>	<b>2</b>	<b>0</b>	<b>0</b>	<b>0</b>	<b>4</b>	<b>0</b>	<b>0</b>	<b>1</b>	<b>10</b>	<b>0</b>	<b>0</b>	<b>0</b>

## THOMPSON'S CAREER TRANSACTIONS

- Selected by Detroit Tigers in 2nd round of June 2012 draft
- Traded to Texas Rangers with Corey Knebel (rhp) for Joakim Soria (rhp), July 23, 2014
- Traded to Philadelphia with Jorge Alfaro (c), Alec Asher (rhp), Jerad Eickhoff (rhp), Matt Harrison (lhp) and Nick Williams (of) for Cole Hamels (lhp), Jake Diekman (lhp) and cash considerations, July 31, 2015

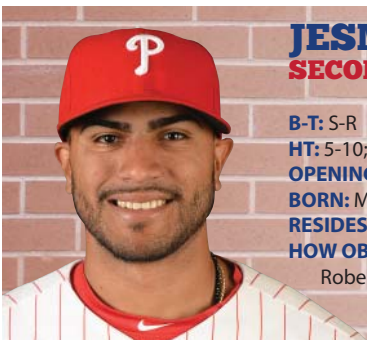
## THOMPSON'S CAREER FIELDING

POSITION	PCT	G	PO	A	E	TC	DP
Pitcher	1.000	21	9	7	0	16	2

## THOMPSON'S GAME HIGHS

**LOW-HIT CG:** None... **SHUTOUTS:** None... **STRIKEOUTS:** 7 – 9/3/17 at MIA... **WALKS:** 4 – 5 times, last: 9/14/17 vs MIA...  
**LONGEST OUTING:** 7.0 inn. – 2 times, last: 9/4/16 vs ATL... **WINNING STREAK:** 2 games – 2 times, last: 9/14/17-current...  
**LOSING STREAK:** 4 games – 8/17-9/4/16... **SCORELESS STREAK:** 8.1 inn. – 9/8-20/17





# JESMUEL VALENTÍN

## SECOND BASEMAN

76

**B-T:** S-R  
**HT:** 5-10; **WT:** 180  
**OPENING DAY AGE:** 23  
**BORN:** May 12, 1994, Manatí, PR  
**RESIDES:** Manatí, PR  
**HOW OBTAINED:** Acquired from Los Angeles Dodgers with Víctor Arano for Roberto Hernández, 8/16/14

2018 PHILLIES

### 2017

- Spent the season with Lehigh Valley (AAA)
- Made 22 starts at 2nd base and 2 at SS
- Was placed on the DL on 5/13 (left shoulder strain)
- Had left shoulder surgery on 5/26 and missed the remainder of the season

### 2016

- Began the season with Reading (AA)
- Went 5-for-8 with the bases loaded for Reading
- Batted .307 (31-101, 4 2B, 3 3B, 2 HR) in 25 June games
- Was selected as an Eastern League midseason All-Star
- Had 27 XBH (17 2B, 5 3B, 5 HR) in 89 games with Reading before being promoted to Lehigh Valley on 7/25
- Hit safely in 11 of his final 16 games of the season (.320, 16-50, 3 HR, 8 RBI, 6 BB, 10 R)
- Made 123 combined starts: 115 at 2nd base and 8 at SS
- Batted .444 (4-9, 2B) in the International League playoffs; had all of Lehigh Valley's RBI in the postseason (3)
- Played in 38 games for Mayaguez in the Puerto Rican Winter League (.257, 5 2B, 2 HR, 18 RBI)

### 2015

- Began the season on the restricted list while serving a suspension, 4/6-7/25
- Made his season debut on 7/31 for Clearwater (A)
- Batted .359 (23-64) with a .411 OBP in 18 games out of the leadoff position
- Hit safely in 15 of his final 17 games (.317 AVG, 20-63) to raise his AVG from .194 on 8/17 to .273 at season's end
- Played in 41 games for Mayaguez in the Puerto Rican Winter League (.270, 8 2B, 16 RBI)

### 2014

- Began the season with Great Lakes (A)
- Hit .319 (61-191) in 54 home games as opposed to .245 (53-216) in 54 road games
- Traded to the Phillies on 8/16 and assigned to Clearwater
- Participated in Florida Instructional League
- Played in 29 games for Mayaguez in the Puerto Rican Winter League (.278, 3 2B, 2 3B, 12 RBI)

### 2013

- Began season with Great Lakes before being transferred to Ogden (R), 6/2
- Hit .301 (62-206) vs RHP
- Played in 14 games for Ponce in the Puerto Rican Winter League (.320, 2B, RBI)

### 2012

- Began his pro career with the Arizona League Dodgers (R)

### PERSONAL

Jasmuel José Valentín (pronounced yes-MWELL vah-lehn-TEEN)... Engaged to Nashalie Ramírez... 2012 graduate of Puerto Rico Baseball Academy High School, where he played baseball and basketball... Was the top-rated 2nd baseman by *Baseball America* prior to the 2012 First-Year Player Draft... Son of former major league infielder José Valentín... **Hobbies:** Going to the movies, listening to Latin pop music, walking on the beach, taking road trips to new places and shopping... **Signed by:** Robert Sidwell.

### JESMUEL VALENTÍN'S CAREER STATISTICS

YEAR	CLUB	AVG	G	AB	R	H	2B	3B	HR	RBI	SH	SF	HP	BB	SO	SB	CS	OBP	SLG	OPS	E
2012	AZL Dodgers	.211	43	152	34	32	6	2	2	18	4	5	1	35	24	5	2	.352	.316	.668	20
2013	Great Lakes	.212	33	99	12	21	6	1	0	5	5	1	1	16	28	4	3	.325	.293	.618	10
	Ogden	.284	62	250	53	71	10	3	4	24	3	1	6	33	34	11	7	.379	.396	.775	11
2014	Great Lakes	.280	108	407	73	114	22	9	7	47	7	3	7	38	72	24	7	.349	.430	.779	12
	Clearwater	.205	12	44	8	9	2	0	0	0	2	0	0	3	6	1	1	.255	.250	.505	2
2015	Clearwater	.273	31	99	18	27	10	1	1	14	4	2	1	12	15	0	2	.351	.424	.775	0
2016	Reading	.276	89	341	59	94	17	5	5	38	4	4	1	38	56	4	3	.346	.399	.745	13
	Lehigh Valley	.248	36	105	17	26	2	0	4	14	6	0	0	12	24	0	1	.325	.381	.706	4
2017	Lehigh Valley	.229	29	96	9	22	3	0	1	7	1	0	1	6	16	0	0	.282	.292	.573	4
<b>Minors Totals</b>		<b>.261</b>	<b>443</b>	<b>1593</b>	<b>283</b>	<b>416</b>	<b>78</b>	<b>21</b>	<b>24</b>	<b>167</b>	<b>36</b>	<b>16</b>	<b>18</b>	<b>193</b>	<b>275</b>	<b>49</b>	<b>26</b>	<b>.345</b>	<b>.382</b>	<b>.726</b>	<b>76</b>

### VALENTÍN'S CAREER TRANSACTIONS

- Selected by Los Angeles Dodgers between the 1st and 2nd rounds of June 2012 draft (51st overall)
- Traded to Philadelphia with Víctor Arano (rhp) for Roberto Hernández (rhp), August 16, 2014



## VINCE VELASQUEZ

**RIGHT-HANDED PITCHER**

🐦 @vjvelasquezrhp

**B-T:** R-R

**HT:** 6-3; **WT:** 203

**OPENING DAY AGE:** 25

**BORN:** June 7, 1992, Montclair, CA

**RESIDES:** Pomona, CA

**ML SERVICE:** 2 years, 86 days

**HOW OBTAINED:** Acquired from Houston Astros with Mark Appel, Brett Oberholtzer, Thomas Eshelman and Harold Arazu for Ken Giles and Jonathan Arazu, 12/12/15

28

### 2017

- Made his 2nd consecutive Opening Day roster
- Struck out 10 batters in 4.0 innings in his season debut on 4/7 vs WSH, becoming the first Phillie in the modern era (since 1900) to finish a game with 10 or more strikeouts and 4.0 or fewer IP
- Was the first Phillies starter with 10 or more SO in the first 4.0 innings of a game since Cole Hamels, 7/24/06 vs ATL
- Was on the 10-day DL, 5/31-7/17, with a right flexor strain; included rehab assignments to Lehigh Valley (AAA), Reading (AA) and Clearwater (A)
- Had a 2.96 ERA (9 ER, 27.1 IP) in 6 starts from 5/25-8/4
- Stranded 74.4% of the runners he allowed on base, the 3rd-best percentage of all Phillies starters (min. 5 starts)
- Placed on the 10-day DL on 8/11 with a right middle finger injury; transferred to the 60-day DL on 8/22
- Had surgery on his right middle finger on 9/6 (Dr. Gregory Pearl) and missed the remainder of the season

### 2016

- Made his first Opening Day roster
- Went 8-2, 3.15 ERA through his first 16 starts and 0-4, 5.96 ERA in his final 8 starts
- Collected 9 SO on 4/9 at NYM, most by a starter in his Phillies debut since Roy Halladay (4/5/10 at WSH, 9 SO)
- Had a 15.0-inning scoreless streak to begin his Phillies career, the longest since Marty Bystrom's 19.0-inning streak in 1980
- Struck out 16 batters in a 3-hit SHO, 4/14 vs SD
- His 16 SO were the 3rd-most in Phillies history and the second-most in a 9.0-inning game
- Became the 4th ML pitcher since 1893 to throw a SHO with 16 or more SO, 0 BB and allow 3 hits or fewer (others: Kerry Wood, 5/6/98 vs HOU; Roger Clemens, 8/25/98 vs KC and Max Scherzer, 10/3/15 at NYM)
- Was the third pitcher in ML history aged 23 or younger to throw a SHO with 0 walks and 16 or more SO (others: Doc Gooden, 9/12/84 vs PIT and Kerry Wood, 5/6/98 vs HOU)
- His 25 SO through his first 2 career starts with the Phillies were the most in franchise history (previous: Jim Bunning, 20 SO, 4/15-24/64)
- Had 3 double-digit SO games: 4/14 vs SD, 5/17 vs MIA and 8/16 vs LAD
- Was on the 15-day DL, 6/9-26 (right biceps strain); made 1 rehab start for Reading
- Averaged 10.44 SO/9.0 IP and became only the second Phillies starter ever to make at least 20 starts and finish the season at or above 10.00 SO/9.0 IP (other: Curt Schilling, 1997-98)

### 2015

- Entered the season ranked as the 4th-best prospect in HOU's system by *Baseball America*
- Attended his first ML spring training camp with HOU, but did not make an appearance after suffering a strained right lat
- Began the season on the 7-day DL and rehabbed in extended spring training
- Activated on 5/8 and transferred to Corpus Christi (AA)
- Went 3-0, 1.37 ERA (4 ER, 26.1 IP) in 5 starts from 5/8-6/2
- Had his contract selected on 6/10 and made his ML debut that day at CWS (5.0 IP, 3 H, 4 BB, 5 SO)
- Did not record a decision in each of his first 5 starts, despite leaving all 5 with a lead
- Earned his 1st ML win, 7/21 vs BOS
- Allowed 3 ER or fewer in 5 of his 7 starts with HOU
- Made his 1st career relief appearance, 7/26 at KC
- Was optioned to Corpus Christi twice: 7/7-20 and 8/1-19

### 2014

- Prior to the season, was ranked as the 6th-best prospect in HOU's system by *Baseball America*
- Started Opening Day for Lancaster (A), his 3rd straight Opening Day start
- Was twice named California League Pitcher of the Week: 4/3-13 and 8/11-17
- Averaged 12.79 SO/9.0 IP (91 SO, 64.0 IP)
- Went 4-0, 3.13 ERA (8 ER, 23.0 IP) in 6 April games (3 GS)
- Placed on the 7-day DL on 5/10 (strained groin)
- Rehabbed with the Gulf Coast League Astros (R) before being activated on 7/28
- Missed his final scheduled start of the season with a strained right lat
- Went 1-0, 3.00 ERA (4 ER, 12.0 IP) with 13 SO in the postseason for Lancaster
- Pitched for Salt River in the Arizona Fall League

### 2013

- Began the season with Quad Cities (A)
- Led the Midwest League in SO/9.0 IP (10.06) and T-2nd in SO (123)
- Went 8-3, 2.59 ERA (24 ER, 83.1 IP) in 16 starts
- Promoted to Lancaster on 8/20 and made 3 starts
- Combined to go 9-6, 3 SV, 3.54 ERA (49 ER, 124.2 IP) with 142 SO between the two levels

### 2012

- Made the Opening Day start for Tri-City (A), 6/18 at Vermont (W, 5.0 IP)
- Averaged 10.05 SO/9.0 IP (51 SO, 45.2 IP)
- Following the season, was named the 14th-best prospect in the New York-Penn League by *Baseball America*

**2011**

- Missed the entire season while recovering from Tommy John surgery

**2010**

- Made his pro debut with Greeneville (R)
- Following the season, was ranked as the 11th-best prospect in the Appalachian League by *Baseball America*
- Underwent Tommy John surgery on his right elbow on 9/22 (Dr. Thomas Mehlhoff)

**PERSONAL**

Vincent John Velasquez (pronounced veh-LAS-kehzh)... 2010 graduate of Garey High School (CA)... Played shortstop and pitched in high school... Was a three-time All-Mt. Baldy League First-Team Infielder... Was named team MVP in 2009 in his junior season; went 6-1, 1.89 ERA on the mound and batted .608 with 14 2B, 29 RBI and 18 steals that season...

**Signed by:** Tim Costic.

**VINCE VELASQUEZ'S CAREER STATISTICS**

YEAR	CLUB	W-L	ERA	G	GS	CG	SHO	SV	IP	H	R	ER	HR	HB	BB	SO	WP	BK	AVG
2010	Greeneville	2-2	3.07	8	6	0	0	0	29.1	24	12	10	4	2	5	25	0	0	.216
2011	Injured – Did not pitch																		
2012	Tri-City	4-1	3.35	9	9	0	0	0	45.2	37	19	17	2	3	17	51	4	2	.223
2013	Quad Cities	9-4	3.19	25	16	0	0	3	110.0	90	43	39	7	6	33	123	5	1	.221
	Lancaster	0-2	6.14	3	3	0	0	0	14.2	14	10	10	2	2	8	19	1	0	.259
2014	Lancaster	7-4	3.74	15	10	0	0	0	55.1	45	24	23	6	3	23	72	2	0	.223
	GCL Astros	0-1	2.08	3	3	0	0	0	8.2	5	2	2	0	3	2	19	0	0	.167
2015	Corpus Christi	4-0	1.91	9	5	0	0	0	33.0	20	9	7	2	1	13	45	1	0	.175
	HOUSTON	1-1	4.37	19	7	0	0	0	55.2	50	28	27	5	2	21	58	3	0	.240
2016	PHILLIES	8-6	4.12	24	24	1	1	0	131.0	129	64	60	21	1	45	152	3	0	.263
	Reading - a	1-0	1.80	1	1	0	0	0	5.0	2	1	1	1	0	1	3	0	0	.118
2017	PHILLIES	2-7	5.13	15	15	0	0	0	72.0	74	44	41	15	3	34	68	2	1	.270
	Clearwater - a	0-1	1.80	1	1	0	0	0	5.0	2	1	1	1	0	1	5	0	0	.125
	Lehigh Valley - a	0-0	4.50	1	1	0	0	0	2.0	1	1	1	0	0	1	0	0	0	.200
	Reading - a	0-0	6.00	1	1	0	0	0	3.0	3	3	2	1	0	1	4	0	0	.250
	<b>Minors Totals</b>	<b>27-15</b>	<b>3.26</b>	<b>76</b>	<b>56</b>	<b>0</b>	<b>0</b>	<b>3</b>	<b>311.2</b>	<b>243</b>	<b>125</b>	<b>113</b>	<b>26</b>	<b>20</b>	<b>105</b>	<b>366</b>	<b>13</b>	<b>3</b>	<b>.214</b>
<b>AL</b>	<b>Totals</b>	<b>1-1</b>	<b>4.37</b>	<b>19</b>	<b>7</b>	<b>0</b>	<b>0</b>	<b>0</b>	<b>55.2</b>	<b>50</b>	<b>28</b>	<b>27</b>	<b>5</b>	<b>2</b>	<b>21</b>	<b>58</b>	<b>3</b>	<b>0</b>	<b>.240</b>
<b>NL</b>	<b>Totals</b>	<b>10-13</b>	<b>4.48</b>	<b>39</b>	<b>39</b>	<b>1</b>	<b>1</b>	<b>0</b>	<b>203.0</b>	<b>203</b>	<b>108</b>	<b>101</b>	<b>36</b>	<b>4</b>	<b>79</b>	<b>220</b>	<b>5</b>	<b>1</b>	<b>.265</b>
<b>ML</b>	<b>Totals</b>	<b>11-14</b>	<b>4.45</b>	<b>58</b>	<b>46</b>	<b>1</b>	<b>1</b>	<b>0</b>	<b>258.2</b>	<b>253</b>	<b>136</b>	<b>128</b>	<b>41</b>	<b>6</b>	<b>100</b>	<b>278</b>	<b>8</b>	<b>1</b>	<b>.260</b>

a - Rehab assignment

**VELASQUEZ'S MAJOR LEAGUE HITTING TOTALS**

	AVG	AB	R	H	2B	3B	HR	RBI	SH	SF	HP	BB	SO	SB	CS	E
2017	.250	24	1	6	0	0	0	1	0	0	0	1	4	0	0	1
<b>Career</b>	<b>.219</b>	<b>64</b>	<b>5</b>	<b>14</b>	<b>1</b>	<b>0</b>	<b>0</b>	<b>1</b>	<b>3</b>	<b>0</b>	<b>0</b>	<b>2</b>	<b>20</b>	<b>0</b>	<b>0</b>	<b>3</b>

**VELASQUEZ'S CAREER TRANSACTIONS**

- Selected by Houston Astros in 2nd round of June 2010 draft
- Traded to Philadelphia with Mark Appel (rhp), Brett Oberholtzer (lhp), Thomas Eshelman (rhp) and Harold Arauz (rhp) for Ken Giles (rhp) and Jonathan Arauz (inf), December 12, 2015
- On disabled list with a right biceps strain, June 9-26, 2016; included rehab assignment to Reading, June 21-26
- On disabled list with a right flexor strain, May 31-July 17, 2017; included rehab assignments with Lehigh Valley, July 1-5; Reading, July 6-12; and Clearwater, July 13-17
- On disabled list with a right middle finger injury, August 11, 2017 through the remainder of the season

**VELASQUEZ'S CAREER FIELDING**

POSITION	PCT	G	PO	A	E	TC	DP
Pitcher	.919	58	9	25	3	37	3

**VELASQUEZ'S GAME HIGHS**

**LOW-HIT CG:** 3 – 4/14/16 vs SD... **SHUTOUTS:** 1 – 4/14/16 vs SD... **STRIKEOUTS:** 16 – 4/14/16 vs SD... **WALKS:** 6 – 8/4/17 at COL... **LONGEST OUTING:** 9.0 inn. – 4/14/16 vs SD... **WINNING STREAK:** 3 games – 3 times, last: 6/27-7/8/16... **LOSING STREAK:** 6 games – 7/29/16-4/12/17... **SCORELESS STREAK:** 15.0 inn. – 4/9-14/16





# MITCH WALDING

## THIRD BASEMAN



**B-T:** L-R  
**HT:** 6-3; **WT:** 213  
**OPENING DAY AGE:** 25  
**BORN:** September 10, 1992, Lodi, CA  
**RESIDES:** Lodi, CA  
**HOW OBTAINED:** Selected by Phillies in 5th round of June 2011 draft

**NON-ROSTER  
 INVITEE**

### 2017

- Played the majority of the season with Reading (AA)
- Selected as an Eastern League midseason All-Star
- Finished 3rd in the EL in HR ratio (HR/14.04 AB), 4th in HR (25) & SLG % (.516) and 6th in OPS (.842)
- Named Phillies Minor League Hitter of the Month and MiLB.com EL Player of the Month for June
- Batted .337 (31-92) with 4 2B, 2 3B, 13 HR and 27 RBI in 25 June games
- His 13 HR in June were most among all minor leaguers in the month and tied with LAD's Cody Bellinger for most in affiliated baseball; only Giancarlo Stanton (18 HR in August) had more HR in a calendar month among affiliated players
- Selected as Phillies Minor League Player of the Week, 6/26-7/2
- Was on the DL, 7/26-8/23, with a concussion; included a rehab assignment with Gulf Coast League Phillies (R)
- Finished the season with an active 10-game hit streak
- Played for Los Mochis in the Mexican Pacific Winter League

### 2016

- Spent most of the season with Clearwater (A)
- Selected as a Florida State League midseason and postseason All-Star as well as an MLB.com Organizational All-Star
- Ranked 5th in the FSL in OPS (.812), 6th in OBP (.372) and 9th in SLG % (.440)
- Was twice named FSL Player of the Week: 4/7-17 and 6/6-12
- Hit 3 HR in his first 5 games and 5 HR in his first 9 games
- Batted .302 (78-258) vs RHP

- Promoted to Reading on 8/4 for the remainder of the season
- Played for Scottsdale in the Arizona Fall League

### 2015

- Spent the season with Clearwater, finishing 9th in the FSL in walks (52)
- Named Phillies Minor League Player of the Week, 6/8-14
- Finished the season batting .329 (27-82) over his final 25 games
- Participated in Florida Instructional League

### 2014

- Spent 2nd consecutive season with Lakewood (A)
- Began the season on the DL while recovering from a left ribcage fracture; was activated on 4/29
- Hit .300 (27-90) with 14 doubles in 26 games during July
- Played for Canberra in the Australian Winter League

### 2013

- Played the entire season with Lakewood
- Placed on the temporary inactive list, 8/22-9/18
- Participated in FIL

### 2012

- Began his pro career with Williamsport (A)
- Named Phillies Minor League Player of the Week, 6/18-24
- Batted .383 (18-47) with 12 RBI over 12 June games
- Participated in FIL

### PERSONAL

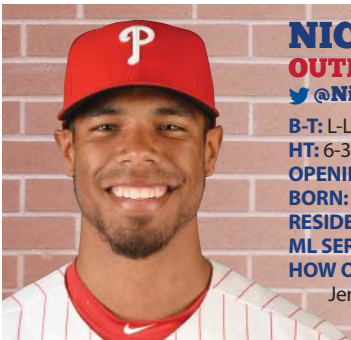
Mitchell S. Walding...2011 graduate of St. Mary's High School (CA)... **Hobbies:** Golfing, fishing and hanging out with friends... **Signed by:** Joey Davis.

### MITCH WALDING'S CAREER STATISTICS

YEAR	CLUB	AVG	G	AB	R	H	2B	3B	HR	RBI	SH	SF	HP	BB	SO	SB	CS	OBP	SLG	OPS	E
2012	Williamsport	.233	69	253	33	59	10	3	1	31	1	2	5	31	66	5	2	.326	.308	.634	15
2013	Lakewood	.224	115	402	50	90	18	2	1	42	0	2	3	57	121	6	7	.323	.286	.609	25
2014	Lakewood	.237	108	371	33	88	25	2	7	55	3	5	4	36	116	1	5	.308	.372	.680	18
2015	Clearwater	.233	120	403	48	94	19	1	4	31	2	4	4	48	117	5	4	.318	.315	.633	19
2016	Clearwater	.280	100	350	46	98	18	4	10	53	2	8	4	52	111	2	3	.372	.440	.812	16
	Reading	.214	23	70	14	15	2	0	3	9	2	0	2	11	23	1	0	.337	.371	.708	2
2017	Reading	.236	99	351	52	83	15	4	25	62	0	2	4	44	127	1	1	.327	.516	.843	15
	GCL Phillies	.500	2	8	3	4	2	1	0	1	0	0	0	0	2	0	0	.500	1.000	1.500	0
<b>Minors Totals</b>		<b>.240</b>	<b>636</b>	<b>2208</b>	<b>279</b>	<b>531</b>	<b>109</b>	<b>17</b>	<b>51</b>	<b>284</b>	<b>10</b>	<b>23</b>	<b>26</b>	<b>279</b>	<b>683</b>	<b>21</b>	<b>22</b>	<b>.330</b>	<b>.375</b>	<b>.704</b>	<b>110</b>

### WALDING'S CAREER TRANSACTIONS

- Selected by Philadelphia in 5th round of June 2011 draft



# NICK WILLIAMS

**OUTFIELDER**

**@NickWilliams409**

**B-T:** L-L

**HT:** 6-3; **WT:** 195

**OPENING DAY AGE:** 24

**BORN:** September 8, 1993, Galveston, TX

**RESIDES:** La Marque, TX

**ML SERVICE:** 94 days

**HOW OBTAINED:** Acquired from Texas Rangers with Jorge Alfaro, Alec Asher, Jerad Eickhoff, Matt Harrison and Jake Thompson for Cole Hamels, Jake Diekman and cash considerations, 7/31/15



## 2017

- Among NL rookies, ranked 3rd in AVG (.288), 4th in OBP (.338), T-4th in triples (4) & OF assists (4), T-5th in multi-hit games (25), 6th in RBI (55), 7th in SLG % (.473), 8th in total bases (148), 9th in hits (90) and T-9th in runs (45)
- Began the season with Lehigh Valley (AAA)
- Slugged 2 HR, 5/28 vs Louisville, his third consecutive game with a HR (4 HR)
- Had 7 HR over 8 games, 5/20-28
- Drove in 15 runs over a 5-game span, 5/24-28
- Named International League Player of the Week, 5/22-28 (.435, 5 HR, 15 RBI)
- Recalled on 6/30
- At the time of his recall, had the following International League rankings: 3rd in total bases (144) & games (78), 6th in HR (15) & SLG % (.511), 9th in RBI (44), T-9th in AB (282) and 10th in hits (79) & OPS (.839)
- Prior to his call-up, had reached base safely in 14 consecutive games (.308, 16-52, 6 2B, 2 HR, 4 RBI, 8 BB)
- Made his ML debut, 6/30 at NYM, in a start in LF and collected his 1st ML hit (singled off Jacob deGrom)
- Had a 4-game hitting streak to begin his ML career, the first Phillie to do so since Jimmy Rollins in 2000 (6 G)
- Slugged his first ML home run and recorded his first RBI, 7/9 vs SD (Trevor Cahill)
- Became the first Phillie with 18 RBI in his first 20 games since Leo Norris in 1936 (22)
- Collected 2 triples, 7/19 at MIA, to become the first Phillies rookie to accomplish the feat since Jimmy Rollins, 6/24/01 at FLA
- Had a career-best 12-game hitting streak, 9/2-14 (.415 AVG, 22-53)
- Clubbed his 1st ML grand slam, 7/16 at MIL (Tyler Webb)
- Had 33 hits in September, which were the most by a Phillies rookie in September since 2003 (Marlon Byrd, 36 hits)
- Hit an inside-the-park HR on the final day of the season, 10/1 vs NYM (Rafael Montero)
- In September/October, ranked 2nd in the NL in RBI (25) and was T-3rd in hits (35)
- With the bases loaded, went 5-for-9 (.556), 2B, 2 3B, HR, 17 RBI, 1.444 SLG %
- 7 of his 12 HR either tied a game or gave the Phillies a lead
- His 39 hits through his first 35 career games were most by a Phillie since Jimmy Rollins had 40 in his first 35 career games
- Made 79 ML starts: 56 in RF, 12 in CF, 10 in LF and 1 as DH
- After making his ML debut on 6/30, among all NL rookies, ranked 1st in AVG (.288) & RBI (52), T-1st in times on base (116), 2nd in hits (90), OBP (.338), SLG % (.473), total bases (148) & runs (45), T-2nd in triples (4) & XBH (29) and T-3rd in doubles (14)

## 2016

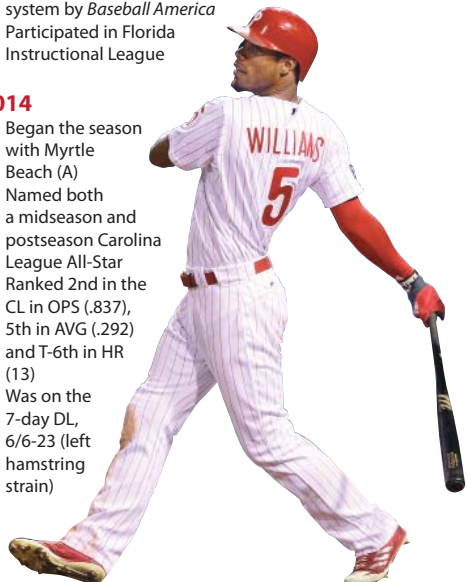
- Spent the entire season with Lehigh Valley
- T-2nd in the IL in runs (78), T-3rd in doubles (33), T-4th in triples (6) and ranked 5th in XBH (52)
- Led the team in OF assists (6)
- Played 50 straight games without going hitless in back-to-back games, 6/2-7/30
- Had a season-best 11-game hitting streak, 6/14-26 (.326, 15-46, 7 2B, 3B, 5 RBI, 5 BB, 6 R)
- Collected a season-high 4 hits, 7/15 vs Buffalo
- Played 50 games in LF, 38 in CF and 35 in RF
- Appeared in 3 IL playoff games

## 2015

- Began the season with Frisco (AA)
- Played for Team USA in the All-Star Futures Game, 7/12 at CIN's Great American Ball Park (1-2, RBI, R)
- Traded to the Phillies on 7/31 and assigned to Reading (AA)
- Went 4-for-5, 5 R, 2B, 2 HR, 3 RBI, BB in his 2nd game for Reading, 8/5 at Trenton
- Was on the 7-day DL, 8/28-9/6 (concussion)
- Hit 3 HR in 8 Eastern League playoff games
- Reduced his SO rate from 28.8% in 2014 to 18.8% in 2015
- Batted .330 with a .914 OPS vs RHP as opposed to a .210 AVG and .602 OPS vs LHP
- Following the season, was named the 2nd-best prospect in the Phillies minor league system by *Baseball America*
- Participated in Florida Instructional League

## 2014

- Began the season with Myrtle Beach (A)
- Named both a midseason and postseason Carolina League All-Star
- Ranked 2nd in the CL in OPS (.837), 5th in AVG (.292) and T-6th in HR (13)
- Was on the 7-day DL, 6/6-23 (left hamstring strain)



- Promoted to Frisco on 8/15
- Played for Surprise in the Arizona Fall League
- Selected to the AFL Rising Stars Game
- Following the season, was named the 4th-best prospect in TEX's minor league system and the 84th overall by MLB.com

### 2013

- Spent the season with Hickory (A)
- Named a South Atlantic League postseason All-Star
- Led the SAL in triples (12) and finished 3rd in SLG % (.543), 7th in AVG (.293) and T-10th in HR (17)
- Batted .303 with 7 HR and 17 RBI over his first 18 games
- Was on the 7-day DL twice: 4/25-5/23 (dislocated left shoulder) and 8/1-7 (stomach inflammation)

### 2012

- Spent his 1st pro season with the Arizona League Rangers (R)
- Posted a professional-best .375 OBP
- Finished 4th in the AZL in triples (6)

### PERSONAL

Billy Nicholas Williams... Engaged to Brianna Goodfriend (4/23/17)... 2012 graduate of Galveston Ball High School (TX)... Batted .537 with 13 HR, 30 RBI as a junior and .422 with 25 SB as a senior... Was rated by *Baseball America* as the 100th-best position prospect and the 31st at the high school level going into the 2012 First-Year Player Draft... Had committed to Texas A&M University before signing with the Rangers... **Hobbies:** Top Golf, going to the movies and spending time outdoors... **Signed by:** Jay Heafner.

## NICK WILLIAMS' CAREER STATISTICS

YEAR	CLUB	AVG	G	AB	R	H	2B	3B	HR	RBI	SH	SF	HP	BB	SO	SB	CS	OBP	SLG	OPS	E
2012	AZL Rangers	.313	48	201	34	63	9	6	2	27	0	2	5	16	50	15	2	.375	.448	.823	1
2013	Hickory	.293	95	376	70	110	19	*12	17	60	0	2	11	15	110	8	5	.337	.543	.880	6
2014	Myrtle Beach	.292	94	377	61	110	28	4	13	68	0	1	11	19	117	5	7	.343	.491	.834	4
	AZL Rangers	.308	3	13	3	4	0	1	0	2	0	0	0	1	2	0	0	.357	.462	.819	0
	Frisco	.226	15	62	4	14	2	1	0	4	0	0	0	2	21	1	1	.250	.290	.540	2
2015	Frisco	.299	97	378	56	113	21	4	13	45	1	1	3	32	77	10	8	.357	.479	.836	2
	Reading	.320	22	97	21	31	5	2	4	10	0	0	0	3	20	3	0	.340	.536	.876	1
2016	Lehigh Valley	.258	125	497	78	128	33	6	13	64	1	6	4	19	136	6	4	.287	.427	.714	3
2017	Lehigh Valley	.280	78	282	43	79	16	2	15	44	1	2	5	16	90	5	4	.328	.511	.839	3
	PHILLIES	.288	83	313	45	90	14	4	12	55	0	4	6	20	97	1	2	.338	.473	.811	0
<b>Minors Totals</b>		<b>.286</b>	<b>577</b>	<b>2283</b>	<b>370</b>	<b>652</b>	<b>133</b>	<b>38</b>	<b>77</b>	<b>324</b>	<b>3</b>	<b>14</b>	<b>39</b>	<b>123</b>	<b>623</b>	<b>53</b>	<b>31</b>	<b>.331</b>	<b>.478</b>	<b>.809</b>	<b>22</b>
<b>ML Totals</b>		<b>.288</b>	<b>83</b>	<b>313</b>	<b>45</b>	<b>90</b>	<b>14</b>	<b>4</b>	<b>12</b>	<b>55</b>	<b>0</b>	<b>4</b>	<b>6</b>	<b>20</b>	<b>97</b>	<b>1</b>	<b>2</b>	<b>.338</b>	<b>.473</b>	<b>.811</b>	<b>0</b>

\* League leader

## WILLIAMS' CAREER TRANSACTIONS

- Selected by Texas Rangers in 2nd round of June 2012 draft
- Traded to Philadelphia with Jorge Alfaro (c), Alec Asher (rhp), Jerad Eickhoff (rhp), Matt Harrison (lhp) and Jake Thompson (rhp) for Cole Hamels (lhp), Jake Diekman (lhp) and cash considerations, July 31, 2015

## WILLIAMS' CAREER FIELDING

POSITION	PCT	G	PO	A	E	TC	DP
Outfield	1.000	80	110	4	0	114	1

## WILLIAMS' GAME HIGHS

**HITS:** 4 – 9/8/17 at WSH... **RUNS:** 3 – 8/23/17 vs MIA... **DOUBLES:** 2 – 3 times, last: 9/12/17 vs MIA... **TRIPLES:** 2 – 7/19/17 at MIA... **HOME RUNS:** 1... **RBI:** 4 – 7/16/17 at MIL... **WALKS:** 2 – 2 times, last: 8/22/17 vs MIA... **STOLEN BASES:** 1... **HITTING STREAK:** 12 games – 9/2-14/17

## WILLIAMS' NOTABLE HOMERS

**GRAND SLAMS:** 1 – 7/16/17 at MIL (Tyler Webb)... **INSIDE-THE-PARK HR:** 1 – 10/1/17 vs NYM (Rafael Montero)... **LEADOFF HR:** None... **PINCH HR:** None... **WALK-OFF HR:** None

## 2017 REVIEW



# 2017 TEAM NOTES

## 2017 SEASON RECAP

The Phillies went 66-96 (.407) in 2017 and improved their run differential by 94 runs from 2016, 780-692 (-92), after being outscored 796-610 (-186) in 2016... It marked Philadelphia's fifth consecutive season under .500 (73-89 in both 2013 and 2014, 63-99 in 2015 and 71-91 in 2016), which is their longest streak since they posted seven consecutive losing seasons from 1994-2000... The Phillies finished in 5th place in the NL East, 31.0 games behind the Washington Nationals, and posted 90 or more losses in a season for the 40th time in club history... Overall, the club batted .250 with a .315 OBP, .409 SLG % and a combined .723 OPS... Phillies pitchers combined for a 4.55 ERA (729 ER, 1441.0 IP), which included a 4.80 ERA for the starters and a 4.15 mark for the bullpen.

## SECOND-HALF SURGE

The Phillies finished the second half with a 37-38 record (.493) and an even run differential (358-358) after finishing the first half of the season with a 29-58 record (.333) and a -92 run differential (332-424)... Philadelphia won 13 of their final 21 games (.619%, 9/9-10/1) and 19 of their last 34 (.559%, 8/27-10/1)... Philadelphia averaged 4.77 runs per game in the 2nd half (358 R, 75 G), their highest total in any single half of a season since they averaged 4.83 runs per game in 2010 following the All-Star break.

## EAST COAST BIAS

Philadelphia went 39-37 (.513) against the National League East in 2017, their first year with a .500 or better record against their own division since 2011, the final year of a .500 or above streak that ran from 2003-11... The Phillies' .513 winning percentage against the East ranked 2nd out of the five teams in their own division, trailing only the Nationals' .618 win percentage.

## GRADUATION DAY

The Phillies had 15 different players make their major league debut in 2017, their most in a single year since 1996 (16 ML debuts)... 1B/OF Brock Stassi (4/3/17 at CIN), C Andrew Knapp (4/6/17 at CIN), RHP Mark Leiter Jr. (4/28/17 at LAD), RHP Nick Pivetta (4/30/17 at LAD), RHP Ricardo Pinto (5/31/17 at MIA), RHP Ben Lively (6/3/17 vs SF), OF Cameron Perkins (6/20/17 vs STL), LHP Hoby Milner (6/24/17 at ARI), OF Nick Williams (6/30/17 at NYM), RHP Jesen Therrien (7/29/17 vs ATL), RHP Drew Anderson (8/1/17 at LAA), 1B/OF Rhys Hoskins (8/10/17 vs NYM), RHP Yackel Rios (8/22/17 vs MIA), INF J.P. Crawford (9/5/17 at NYM) and RHP Victor Arano (9/12/17 vs MIA)... Philadelphia's 15 debuts ranked second among all major league teams in 2017, trailing only the Reds' 17 debuts.

## SUMMER OF '17 SLUGFEST

Offensively, the Phillies slugged 174 home runs in 2017, the club's most since 2009, when Philadelphia hit a franchise-record 224 homers which led the National League and was tied for second-most in the majors... Additionally, the Phillies cranked out 497 extra-base hits, their highest mark since 2009 (571), while posting a .723 OPS, their best mark since 2010 (.745 OPS).

## FOR WHOM THE BELL TOLLS

Philadelphia scored 370 runs at Citizens Bank Park in 2017, 91 runs higher than their 2016 total of 279 and their highest total since 2010 (410 R)... The Phils mashed 104 home runs at CBP in 2017, their highest total at home since belting 108 dingers in 2009... Philadelphia's .756 OPS at home in 2017 was their highest mark since a .763 OPS in 2010.

## CITIZENS BANK SPARK

Following the All-Star break, the Phillies went 23-17 (.575) at home after finishing the first half with a 16-25 record at CBP (.390)... Philadelphia averaged 5.20 runs per game at home in the second half (208 R, 40 G), fourth-best among all National League clubs, trailing only the Rockies (6.30), Cubs (6.22) and Diamondbacks (5.42).

## THANK YOU FOR YOUR PATIENCE

Philadelphia set a known franchise record as they averaged 3.93 pitches per plate appearance in 2017 (24,104 pitches, 6,133 plate appearances), the highest season total in franchise history since pitch data began being tracked in 1988 (previous high: 3.89 in 2003)... Individually, J.P. Crawford ranked 1st (4.68), Rhys Hoskins ranked 2nd (4.64) and Brock Stassi placed 3rd (4.51) among all major league players with at least 80 plate appearances.

## YOUNG POWER SUPPLY

The Phillies belted 100 home runs in 2017 by players aged 25 or younger, second among all National League clubs, trailing only the Chicago Cubs (149 HR)... Philadelphia had seven different players (Jorge Alfaro, Rhys Hoskins, Andrew Knapp, Ben Lively, Cameron Perkins, Brock Stassi, Nick Williams) hit their first career home runs, the club's most in a single year since eight Phillies players did so in 1996... In total, Philadelphia's 2,873 plate appearances by players 25 or younger ranked second to only the Cubs (3,333) among all ML clubs.

## EVERYTHING IS GOING TO BE ALL RIGHT

The Phillies went the entire season without utilizing a left-handed starting pitcher for the first time since 1918... Philadelphia's last start by a southpaw was Adam Morgan, September 28, 2016 at ATL... Dating back to Morgan's start, the Phillies have now gone 166 consecutive games without a left-handed starting pitcher, the second-longest streak in franchise history... The Phillies played 172 straight games without starting a left-handed pitcher from May 25, 1907 to June 24, 1908.

## A CHANGE AT THE HELM

On September 29, it was announced that Manager Pete Mackanin would not be retained following the 2017 season... Mackanin, who remained as manager through the season's final three games, agreed to a contract extension to serve as special assistant to the general manager for 2018 and beyond... One of eight men in Phillies history to play (1978-79), coach (2009-12; 2014-15) and manage (2015-17) for the club, Mackanin spent a total of 10 seasons in a Phillies uniform.

## RED CROSS

Philadelphia had 17 different players go on the disabled list (25 total stints), while seven players ended the season on the DL... Below is a list of all the Phillies official DL stints in 2017:

Player	Injury	Date On	Date Off
Zach Eflin	Recovery from knee surgeries	3/30	4/11
Clay Buchholz	Torn flexor tendon in right forearm	4/15	10/1
Howie Kendrick	Right abdominal strain	4/16	5/29
Aaron Nola	Lower back strain	4/21	5/21
Jeanmar Gómez	Right elbow impingement	5/6	5/25
Daniel Nava	Left hamstring strain	5/21	6/2
Vince Velasquez	Right elbow flexor strain	5/31	7/18
Joaquín Benoit	Left knee sprain	6/1	6/11
César Hernández	Left oblique strain	6/10	7/17
Jerad Eickhoff	Upper back strain	6/18	7/9
Casey Fien	Right rotator cuff strain	6/21	9/1
Howie Kendrick	Left hamstring strain	6/28	7/21
Aaron Altherr	Right hamstring strain	7/15	7/26
Daniel Nava	Left hamstring strain	7/23	8/2
Pedro Beato	Left hamstring strain	7/30	8/17
Aaron Altherr	Right hamstring strain	8/5	9/4
Andrew Knapp	Right hand contusion	8/4	9/12
Vince Velasquez	Right middle finger injury	8/11	10/1
Daniel Nava	Lower back strain	8/12	8/25
Odúbel Herrera	Left hamstring strain	8/15	9/4
Zach Eflin	Right shoulder strain	8/19	10/1
Jerad Eickhoff	Nerve irritation in right hand	8/31	10/1
Pedro Florimón	Right ankle dislocation	9/5	10/1
Jesen Therrien	Right elbow strain	9/11	10/1
Daniel Nava	Back strain	9/13	10/1

# MAJOR LEAGUE STANDINGS

AL EAST	WON	LOST	PCT	GB	LAST 10		STREAK	HOME	ROAD	vs EAST	vs CENT	vs WEST	vs NL
					GAMES	GAMES							
BOSTON	93	69	.574	-	5-5	5-5	LOST 1	48-33	45-36	41-35	20-14	16-16	16-4
NEW YORK	91	71	.562	2.0	6-4	6-4	LOST 1	51-30	40-41	44-32	18-15	14-19	15-5
TAMPA BAY	80	82	.494	13.0	6-4	6-4	WON 4	42-39	38-43	35-41	18-15	16-17	11-9
TORONTO	76	86	.469	17.0	5-5	5-5	WON 1	42-39	34-47	33-43	13-18	21-14	9-11
BALTIMORE	75	87	.463	18.0	2-8	2-8	LOST 5	46-35	29-52	37-39	13-21	17-15	8-12

AL CENTRAL	WON	LOST	PCT	GB	LAST 10		STREAK	HOME	ROAD	vs EAST	vs CENT	vs WEST	vs NL
					GAMES	GAMES							
CLEVELAND	102	60	.630	-	7-3	7-3	WON 1	49-32	53-28	22-12	50-26	24-8	6-14
MINNESOTA	85	77	.525	17.0	7-3	7-3	WON 1	41-40	44-37	15-18	41-35	16-17	13-7
KANSAS CITY	80	82	.494	22.0	5-5	5-5	LOST 1	43-38	37-44	17-15	35-41	19-15	9-11
CHICAGO	67	95	.414	35.0	6-4	6-4	LOST 1	39-42	28-53	13-20	33-43	15-18	6-14
DETROIT	64	98	.395	38.0	2-8	2-8	LOST 1	34-47	30-51	16-17	31-45	9-24	8-12

AL WEST	WON	LOST	PCT	GB	LAST 10		STREAK	HOME	ROAD	vs EAST	vs CENT	vs WEST	vs NL
					GAMES	GAMES							
HOUSTON	101	61	.623	-	8-2	8-2	WON 1	48-33	53-28	21-13	15-17	50-26	15-5
LOS ANGELES	80	82	.494	21.0	4-6	4-6	WON 1	43-38	37-44	19-13	11-23	39-37	11-9
SEATTLE	78	84	.481	23.0	4-6	4-6	LOST 1	40-41	38-43	13-19	18-16	35-41	12-8
TEXAS	78	84	.481	23.0	2-8	2-8	LOST 1	41-40	37-44	12-20	18-16	34-42	14-6
OAKLAND	75	87	.463	26.0	6-4	6-4	WON 1	46-35	29-52	16-19	20-11	32-44	7-13

NL EAST	WON	LOST	PCT	GB	LAST 10		STREAK	HOME	ROAD	vs EAST	vs CENT	vs WEST	vs AL
					GAMES	GAMES							
WASHINGTON	97	65	.599	-	5-5	5-5	LOST 2	47-34	50-31	47-29	19-15	21-11	10-10
MIAMI	77	85	.475	20.0	5-5	5-5	LOST 1	43-38	34-47	34-42	15-19	19-13	9-11
ATLANTA	72	90	.444	25.0	3-7	3-7	WON 1	37-44	35-46	33-43	11-21	19-15	9-11
NEW YORK	70	92	.432	27.0	5-5	5-5	LOST 1	37-44	33-48	37-39	14-19	12-21	7-13
PHILADELPHIA	66	96	.407	31.0	5-5	5-5	WON 1	39-42	27-54	39-37	11-21	11-23	5-15

NL CENTRAL	WON	LOST	PCT	GB	LAST 10		STREAK	HOME	ROAD	vs EAST	vs CENT	vs WEST	vs AL
					GAMES	GAMES							
CHICAGO	92	70	.568	-	7-3	7-3	LOST 1	48-33	44-37	21-13	46-30	13-19	12-8
MILWAUKEE	86	76	.531	6.0	5-5	5-5	WON 1	44-37	42-39	18-14	40-36	17-17	11-9
ST. LOUIS	83	79	.512	9.0	3-7	3-7	LOST 1	44-37	39-42	22-10	34-42	19-15	8-12
PITTSBURGH	75	87	.463	17.0	7-3	7-3	WON 2	44-37	31-50	21-13	33-43	11-21	10-10
CINCINNATI	68	94	.420	24.0	2-8	2-8	WON 1	39-42	29-52	13-20	37-39	13-20	5-15

NL WEST	WON	LOST	PCT	GB	LAST 10		STREAK	HOME	ROAD	vs EAST	vs CENT	vs WEST	vs AL
					GAMES	GAMES							
LOS ANGELES	104	58	.642	-	8-2	8-2	WON 2	57-24	47-34	24-10	23-9	41-35	16-4
ARIZONA	93	69	.574	11.0	6-4	6-4	WON 1	52-29	41-40	19-14	17-16	45-31	12-8
COLORADO	87	75	.537	17.0	5-5	5-5	LOST 2	46-35	41-40	17-16	18-15	42-34	10-10
SAN DIEGO	71	91	.438	33.0	3-7	3-7	LOST 1	43-38	28-53	14-19	16-17	33-43	8-12
SAN FRANCISCO	64	98	.395	40.0	5-5	5-5	WON 1	38-43	26-55	9-23	18-16	29-47	8-12

# WILD CARD STANDINGS

## AMERICAN LEAGUE DIVISION LEADERS

	Wins	Losses	Pct.	GB
BOSTON	93	69	.574	-
CLEVELAND	102	60	.630	-
HOUSTON	101	61	.623	-

## NATIONAL LEAGUE DIVISION LEADERS

	Wins	Losses	Pct.	GB
WASHINGTON	97	65	.599	-
CHICAGO	92	70	.568	-
LOS ANGELES	104	58	.642	-

## AMERICAN LEAGUE WILD CARD RACE

	Wins	Losses	Pct.	GB
zNEW YORK	91	71	.562	-
zMINNESOTA	85	77	.525	-
LOS ANGELES	80	82	.494	5
KANSAS CITY	80	82	.494	5
TAMPA BAY	80	82	.494	5
SEATTLE	78	84	.481	7
TEXAS	78	84	.481	7
z - CLINCHED WILD CARD				

## NATIONAL LEAGUE WILD CARD RACE

	Wins	Losses	Pct.	GB
zARIZONA	93	69	.574	-
zCOLORADO	87	75	.537	-
MILWAUKEE	86	76	.531	1
ST. LOUIS	83	79	.512	4
MIAMI	77	85	.475	10
z - CLINCHED WILD CARD				

The top two Wild Card teams from each league make the postseason and play each other in a one-game playoff.  
The GB column in the Wild Card standings reflects games behind the second Wild Card team.

# 2017 FINAL STATISTICS

BATTER	AVG	G	AB	R	H	2B	3B	HR	RBI	SH	SF	HP	BB	SO	SB	CS	OBP	SLG	OPS	E
+Alfaro,J	.318	29	107	12	34	6	0	5	14	0	0	4	3	33	0	0	.360	.514	.874	2
Altherr,A	.272	107	372	58	101	24	5	19	65	0	1	7	32	104	5	4	.340	.516	.856	3
Alvarez,H	.000	3	6	0	0	0	0	0	0	0	0	0	0	2	0	0	.000	.000	.000	0
Blanco,A	.192	80	130	10	25	4	0	3	13	0	2	0	12	34	1	0	.257	.292	.549	2
RIGHT	.195	41	8	2	0	1	2	0	0	0	0	1	10				.214	.317	.531	
LEFT	.191	89	17	2	0	2	1	1	1	0	2	0	11	24			.275	.281	.556	
Buchholz,C	.000	2	2	0	0	0	0	0	0	0	0	0	0	2	0	0	.000	.000	.000	0
+Crawford,J	.214	23	70	8	15	4	1	0	6	0	1	0	16	22	1	0	.356	.300	.656	0
Eflin,Z	.143	11	21	1	3	0	0	0	2	1	0	0	0	13	0	0	.143	.143	.286	1
Eickhoff,J	.161	24	31	3	5	1	0	0	0	3	0	0	0	13	0	0	.161	.194	.355	1
Florimon,P	.348	15	46	6	16	4	1	0	6	0	0	0	3	16	0	0	.388	.478	.866	0
RIGHT	.429	14	6	3	0	0	2	0	0	0	0	2	3				.500	.643	1.143	
LEFT	.313	32	10	1	1	1	1	0	4	0	0	0	1	13			.333	.406	.739	
Franco,M	.230	154	575	66	132	29	1	24	76	0	5	2	41	95	0	0	.281	.409	.690	15
Galvis,F	.255	162	608	71	155	29	6	12	61	2	4	4	45	111	14	5	.309	.382	.691	7
RIGHT	.255	192	49	10	1	2	12	1	0	1	8	24					.289	.349	.638	
LEFT	.255	416	106	19	5	10	49	1	4	3	37	87					.317	.397	.714	
Hellickson,J	.091	20	33	1	3	1	1	0	2	3	0	0	3	9	0	0	.167	.182	.349	0
Hernandez,C	.294	128	511	85	150	26	6	9	34	0	1	4	61	104	15	5	.373	.421	.794	11
RIGHT	.281	160	45	13	4	2	7	0	0	1	17	21					.354	.450	.804	
LEFT	.299	351	105	13	2	7	27	0	1	3	44	83					.381	.407	.788	
Herrera,O	.281	138	526	67	148	42	3	14	56	0	2	4	31	126	8	5	.325	.452	.777	2
+Hoskins,R	.259	50	170	37	44	7	0	18	48	0	2	3	37	46	2	0	.396	.618	1.014	4
Joseph,T	.240	142	495	51	119	27	1	22	69	0	3	2	33	129	1	0	.289	.432	.721	8
+Kelly,T	.191	70	89	11	17	7	0	2	14	4	3	1	8	25	0	0	.257	.337	.363	0
PHI	.193	69	88	11	17	7	0	2	14	4	3	1	8	24	0	0	.260	.341	.601	0
RIGHT	.179	28	5	2	0	0	4	1	2	1	2	10					.242	.250	.492	
LEFT	.200	60	12	5	0	2	10	3	1	0	6	14					.269	.383	.652	
Kendrick,H	.340	39	141	16	48	8	1	2	16	0	1	3	11	30	8	3	.397	.454	.851	3
Kim,H	.230	40	87	9	20	4	1	0	4	0	0	0	10	19	0	0	.309	.299	.608	0
+Knapp,A	.257	56	171	26	44	8	1	3	13	0	2	0	31	56	1	0	.368	.368	.736	4
RIGHT	.216	37	8	3	0	0	1	0	0	0	6	12					.326	.297	.623	
LEFT	.269	134	36	5	1	3	12	0	2	0	25	44					.379	.388	.767	
+Leiter,M	.080	27	25	0	2	0	0	0	1	0	0	0	0	12	0	0	.080	.080	.160	0
+Lively,B	.231	15	26	2	6	0	0	2	8	0	0	0	0	9	0	0	.231	.462	.694	2
+Milner,H	.000	37	2	0	0	0	0	0	0	0	0	0	0	2	0	0	.000	.000	.000	0
Morgan,A	.500	37	2	0	1	0	0	0	0	0	0	1	1	0	0	0	.667	.500	1.167	0
Nava,D	.301	80	183	21	55	8	1	4	21	0	2	3	26	38	1	0	.393	.421	.814	1
RIGHT	.188	48	9	1	0	1	7	0	1	0	9	15					.310	.271	.581	
LEFT	.341	135	46	7	1	3	14	0	1	3	17	23					.423	.474	.897	
Nicasio,J	.000	2	0	0	0	0	0	0	0	0	0	0	0	0	0	0	.000	.000	.000	0
Nola,A	.083	27	48	3	4	0	0	0	1	2	0	0	4	25	0	0	.154	.083	.237	0
+Perkins,C	.182	42	88	9	16	5	0	1	8	0	2	2	5	23	0	0	.237	.273	.510	0
+Pinto,R	.000	26	1	1	0	0	0	0	0	0	0	0	1	0	0	0	.000	.000	.000	1
+Pivetta,N	.068	26	44	3	3	0	0	0	0	4	0	0	0	21	0	0	.068	.068	.136	1
Ramos,E	.000	59	1	0	0	0	0	0	0	0	0	0	0	1	0	0	.000	.000	.000	2
+Rios,Y	.000	13	1	0	0	0	0	0	0	0	0	0	0	1	0	0	.000	.000	.000	0
Rupp,C	.217	88	295	35	64	17	0	14	34	0	1	1	34	114	1	0	.299	.417	.716	8
Saunders,M	.205	61	200	25	41	9	2	6	20	0	0	1	13	51	0	1	.257	.360	.617	1
+Stassi,B	.167	51	78	6	13	2	1	2	7	0	0	0	12	22	0	0	.278	.295	.573	0
Thompson,J	.167	12	1	2	1	0	0	0	1	0	0	1	5	0	0	0	.231	.250	.481	0
Velasquez,V	.250	16	24	1	6	0	0	0	1	0	0	1	4	0	0	0	.280	.250	.530	1
+Williams,N	.288	83	313	45	90	14	4	12	55	0	4	6	20	97	1	2	.338	.473	.811	0
<b>PITCHERS</b>	<b>.125</b>	<b>162</b>	<b>281</b>	<b>16</b>	<b>35</b>	<b>3</b>	<b>1</b>	<b>2</b>	<b>14</b>	<b>15</b>	<b>0</b>	<b>0</b>	<b>10</b>	<b>123</b>	<b>0</b>	<b>0</b>	<b>.155</b>	<b>.164</b>	<b>.319</b>	<b>11</b>
<b>PHILLIES</b>	<b>.250</b>	<b>162</b>	<b>5535</b>	<b>690</b>	<b>1382</b>	<b>287</b>	<b>36</b>	<b>174</b>	<b>654</b>	<b>21</b>	<b>36</b>	<b>47</b>	<b>494</b>	<b>1417</b>	<b>59</b>	<b>25</b>	<b>.315</b>	<b>.409</b>	<b>.724</b>	<b>82</b>
<b>OPPONENTS</b>	<b>.265</b>	<b>162</b>	<b>5560</b>	<b>782</b>	<b>1471</b>	<b>296</b>	<b>28</b>	<b>221</b>	<b>754</b>	<b>37</b>	<b>47</b>	<b>63</b>	<b>527</b>	<b>1309</b>	<b>91</b>	<b>30</b>	<b>.333</b>	<b>.447</b>	<b>.780</b>	<b>95</b>

+ Rookie

## STARTERS BY FIELDING POSITION

- C** Rupp – 83; Knapp – 51; Alfaro – 28
- 1B** Joseph – 125; Hoskins – 21; Stassi – 12; Franco – 2; Alfaro – 1; Nava – 1
- 2B** Hernández – 124; Blanco – 13; Kelly – 10; Kendrick – 10; Crawford – 4; Florimón – 1
- SS** Galvis – 155; Crawford – 6; Florimón – 1
- 3B** Franco – 143; Crawford – 11; Blanco – 7; Kelly – 1
- LF** Altherr – 42; Nava – 32; Hoskins – 29; Kendrick – 24; Kim – 10; Williams – 10; Perkins – 9; Kelly – 3; Stassi – 2; Florimón – 1
- CF** Herrera – 128; Altherr – 12; Williams – 12; Florimón – 8; Galvis – 1; Perkins – 1
- RF** Williams – 56; Saunders – 49; Altherr – 38; Kim – 7; Perkins – 6; Nava – 5; Florimón – 1
- P** Nola – 27; Pivetta – 26; Eickhoff – 24; Hellickson – 20; Lively – 15; Velasquez – 15; Eflin – 11; Leiter Jr. – 11; Thompson – 8; Alvarez – 3; Buchholz – 2
- DH** Franco – 2; Joseph – 2; Kendrick – 1; Kim – 1; Knapp – 1; Nava – 1; Saunders – 1; Williams – 1

# 2017 FINAL STATISTICS

PITCHER	W-L	ERA	G	GS	CG	SHO	SV	IP	H	R	ER	HR	HB	BB	SO	WP	BK	AVG
Alvarez,H	0-1	4.30	3	3	0	0	0	14.2	14	7	7	2	0	11	6	0	1	.250
+Anderson,D	0-0	23.14	2	0	0	0	0	2.1	6	7	6	0	0	1	2	0	0	.500
+Arano,V	1-0	1.69	10	0	0	0	0	10.2	6	2	2	0	0	4	13	0	0	.158
Beato,P	0-0	0.00	1	0	0	0	0	0.2	0	0	0	0	0	0	1	0	0	.000
Benoit,J	1-4	4.07	44	0	0	0	2	42.0	32	19	19	5	0	16	43	0	0	.206
Blanco,A	0-0	27.00	1	0	0	0	0	0.1	1	1	1	1	0	0	0	0	0	.500
Buchholz,C	0-1	12.27	2	2	0	0	0	7.1	16	10	10	1	0	3	5	0	0	.457
Curtis,Z	0-0	2.45	3	0	0	0	0	3.2	3	1	1	0	0	2	4	0	0	.250
Eflin,Z	1-5	6.16	11	11	0	0	0	64.1	79	45	44	16	5	12	35	2	0	.309
Eickhoff,J	4-8	4.71	24	24	0	0	0	128.0	142	74	67	16	5	53	118	6	1	.281
Fien,C	0-1	10.50	4	0	0	0	0	6.0	14	7	7	2	0	2	4	0	0	.467
Garcia,L	2-5	2.65	66	0	0	0	2	71.1	61	22	21	3	0	26	60	9	0	.229
Gomez,J	3-2	7.25	18	0	0	0	2	22.1	31	19	18	7	2	7	21	1	0	.348
Hellickson,J	6-5	4.73	20	20	0	0	0	112.1	111	62	59	22	6	30	65	3	1	.261
+Leiter,M	3-6	4.96	27	11	0	0	0	90.2	90	59	50	18	7	31	84	3	0	.254
+Lively,B	4-7	4.26	15	15	1	0	0	88.2	90	45	42	13	8	24	52	1	1	.269
+Milner,H	0-0	2.01	37	0	0	0	0	31.1	30	7	7	2	4	16	22	0	0	.259
Morgan,A	3-3	4.12	37	0	0	0	0	54.2	51	25	25	10	0	18	63	1	0	.242
Neris,H	4-5	3.01	74	0	0	0	26	74.2	68	26	25	9	6	26	86	2	1	.239
Neshek,P	3-2	1.12	43	0	0	0	1	40.1	28	5	5	2	0	5	45	0	0	.199
Nicasio,J	1-0	0.00	2	0	0	0	0	1.1	0	0	0	0	0	0	1	0	0	.000
Nola,A	12-11	3.54	27	27	0	0	0	168.0	154	67	66	18	2	49	184	1	0	.241
+Pinto,R	1-2	7.89	25	0	0	0	0	29.2	39	28	26	7	1	17	25	1	1	.317
+Pivetta,N	8-10	6.02	26	26	0	0	0	133.0	144	91	89	25	4	57	140	11	2	.281
Ramos,E	2-7	4.21	59	0	0	0	0	57.2	57	29	27	4	0	28	75	5	1	.253
+Rios,Y	1-0	4.41	13	0	0	0	0	16.1	15	8	8	4	0	9	17	0	0	.238
+Rodriguez,J	1-2	6.33	26	0	0	0	0	27.0	37	26	19	4	4	15	18	0	1	.325
Siegrist,K	1-1	4.81	46	0	0	0	1	39.1	39	21	21	5	1	22	43	3	0	.264
PHI	0-0	3.60	7	0	0	0	0	5.0	4	2	2	1	0	2	7	1	0	.211
+Therrien,J	0-0	8.35	15	0	0	0	0	18.1	24	17	17	5	1	7	10	0	0	.308
Thompson,J	3-2	3.88	11	8	0	0	0	46.1	50	27	20	9	5	22	35	1	0	.276
Velasquez,V	2-7	5.13	15	15	0	0	0	72.0	74	44	41	15	3	34	68	2	1	.270
<b>PHILLIES</b>	<b>66-96</b>	<b>4.55</b>	<b>162</b>	<b>162</b>	<b>1</b>	<b>7</b>	<b>33</b>	<b>1441.0</b>	<b>1471</b>	<b>782</b>	<b>729</b>	<b>221</b>	<b>63</b>	<b>527</b>	<b>1309</b>	<b>50</b>	<b>11</b>	<b>.265</b>
<b>OPPONENTS</b>	<b>96-66</b>	<b>3.95</b>	<b>162</b>	<b>162</b>	<b>6</b>	<b>10</b>	<b>49</b>	<b>1454.2</b>	<b>1382</b>	<b>690</b>	<b>639</b>	<b>174</b>	<b>47</b>	<b>494</b>	<b>1417</b>	<b>56</b>	<b>4</b>	<b>.250</b>

+ Rookie

2017 REVIEW

## STARTERS BY BATTING ORDER

- 1st** Hernández – 124; Herrera – 18; Nava – 10; Perkins – 6; Altherr – 2; Kelly – 1; Florimón – 1
- 2nd** Galvis – 94; Kendrick – 19; Herrera – 18; Altherr – 16; Nava – 11; Crawford – 2; Blanco – 1; Stassi – 1
- 3rd** Altherr – 50; Herrera – 43; Williams – 39; Kendrick – 12; Franco – 7; Hoskins – 6; Nava – 5
- 4th** Joseph – 58; Franco – 47; Hoskins – 43; Williams – 5; Kendrick – 4; Saunders – 3; Altherr – 2
- 5th** Saunders – 31; Franco – 29; Joseph – 29; Williams – 23; Herrera – 17; Altherr – 16; Nava – 6; Blanco – 4; Kim – 2; Knapp – 2; Rupp – 2; Alfaro – 1
- 6th** Franco – 52; Joseph – 31; Herrera – 21; Saunders – 12; Blanco – 8; Williams – 7; Kim – 7; Altherr – 5; Nava – 5; Rupp – 5; Knapp – 4; Stassi – 3; Alfaro – 1; Kelly – 1
- 7th** Rupp – 32; Galvis – 17; Knapp – 17; Franco – 12; Florimón – 11; Herrera – 11; Crawford – 9; Joseph – 9; Stassi – 9; Alfaro – 8; Kim – 6; Williams – 5; Blanco – 4; Kelly – 4; Nava – 2; Perkins – 2; Saunders – 2; Altherr – 1; Hoskins – 1
- 8th** Rupp – 44; Galvis – 41; Knapp – 26; Alfaro – 19; Crawford – 10; Perkins – 8; Kelly – 6; Blanco – 3; Kim – 3; Saunders – 2
- 9th** Nola – 25; Pivetta – 25; Eickhoff – 21; Hellickson – 20; Velasquez – 15; Lively – 14; Eflin – 10; Leiter Jr. – 10; Thompson – 7; Galvis – 4; Alvarez – 3; Knapp – 3; Buchholz – 2; Kelly – 2; Stassi – 1



# 2017 SPRING TRAINING STATISTICS

BATTER	AVG	G	AB	R	H	2B	3B	HR	RBI	SH	SF	HBP	BB	SO	SB	CS	OBP	SLG	OPS	E
Alfaro, J	.250	5	8	1	2	2	0	0	0	0	0	0	4	0	0	0	.250	.500	.750	0
Altherr, A	.303	26	66	14	20	5	1	4	11	0	0	2	8	17	2	1	.395	.591	.986	0
#Blanco, A	.200	19	45	4	9	1	0	1	2	0	0	0	4	15	0	0	.265	.289	.554	0
*Brown, A	.500	1	2	1	1	0	0	0	1	0	0	0	0	0	0	0	.500	.500	1.000	0
*Buchholz, C	.000	2	2	0	0	0	0	0	0	0	0	0	2	1	0	0	.500	.000	.500	0
*Coghlan, C	.231	19	39	5	9	2	0	0	5	0	2	2	4	10	0	0	.319	.282	.601	0
*Cozens, D	.190	11	21	4	4	0	0	0	3	0	0	0	4	11	3	0	.320	.190	.510	0
*Crawford, J.P.	.207	12	29	1	6	1	0	0	2	0	0	0	3	2	0	0	.281	.241	.523	0
Featherston, T	.125	11	16	3	2	0	0	0	0	0	0	2	2	5	0	0	.300	.125	.425	3
*Florimon, P	.244	24	41	9	10	4	0	0	4	0	1	0	6	14	1	0	.333	.341	.675	0
Franco, M	.234	24	77	7	18	1	0	6	17	0	0	0	5	10	0	0	.280	.481	.761	4
#Galvis, F	.264	24	72	7	19	4	0	2	10	0	0	0	2	14	1	0	.284	.403	.687	0
Goeddel, T	.250	20	28	5	7	0	1	0	4	0	1	0	4	12	0	0	.333	.321	.655	0
Gomez, H	.321	19	28	4	9	4	0	0	3	0	0	0	2	7	0	0	.367	.464	.831	0
Hanigan, R	.389	9	18	2	7	1	0	0	2	0	1	0	7	5	0	0	.538	.444	.983	0
Hellickson, J	.000	1	2	0	0	0	0	0	0	0	0	0	0	1	0	0	.000	.000	.000	0
*Hernandez, C	.254	25	71	8	18	3	0	0	7	0	0	1	8	13	6	0	.338	.296	.633	1
*Herrera, O	.340	14	47	7	16	4	0	1	7	0	1	0	1	7	0	0	.347	.489	.836	0
Holaday, B	.208	15	24	4	5	4	0	1	4	0	0	0	2	6	0	0	.269	.500	.769	1
Hoskins, R	.286	11	21	5	6	2	0	3	5	0	1	0	6	4	0	0	.429	.810	1.238	2
Joseph, T	.313	23	64	7	20	5	0	3	11	0	2	2	3	11	0	0	.352	.531	.883	2
Kendrick, H	.231	25	78	8	18	5	1	1	10	0	0	0	1	15	1	0	.241	.359	.599	1
Kingery, S	.286	10	21	5	6	1	0	2	3	0	0	0	4	4	1	0	.400	.619	1.019	2
*Knapp, A	.245	21	49	6	12	3	0	2	7	0	0	0	3	18	0	0	.288	.429	.717	0
*Milner, H	.500	1	2	0	1	0	0	0	0	0	0	0	1	0	0	0	.500	.500	1.000	0
*Moore, L	.176	12	17	2	3	0	0	0	1	0	1	0	1	2	0	0	.211	.176	.387	0
*Nava, D	.347	22	49	4	17	1	1	1	5	0	0	1	7	4	0	0	.439	.469	.908	0
*Numata, C	.500	1	2	1	1	0	0	0	0	0	0	0	0	1	0	0	.500	.500	1.000	0
Perkins, C	.355	14	31	7	11	3	0	2	6	0	0	0	5	7	0	1	.444	.645	1.090	1
*Pullin, A	.200	4	10	1	2	0	0	0	2	0	0	0	0	3	0	0	.200	.200	.400	0
#Quinn, R	.289	21	45	12	13	3	0	1	6	0	0	0	6	10	4	0	.373	.422	.795	0
Rupp, C	.163	18	43	2	7	2	0	1	3	0	0	0	5	10	0	0	.250	.279	.529	1
*Saunders, M	.237	22	59	6	14	2	2	1	5	0	0	3	8	16	0	0	.357	.390	.747	0
*Stassi, B	.306	25	62	12	19	1	1	6	17	0	0	0	6	11	0	0	.368	.645	1.013	2
*Valentin, J	.366	21	41	9	15	6	0	0	4	0	0	0	4	8	0	1	.422	.512	.934	3
Velasquez, V	.000	2	3	1	0	0	0	0	1	0	0	0	1	0	0	0	.250	.000	.250	0
*Williams, N	.286	15	28	8	8	1	0	1	5	0	0	0	4	7	2	0	.375	.429	.804	0
<b>TOTALS</b>	<b>.266</b>	<b>36</b>	<b>1261</b>	<b>182</b>	<b>335</b>	<b>71</b>	<b>7</b>	<b>39</b>	<b>173</b>	<b>0</b>	<b>10</b>	<b>13</b>	<b>128</b>	<b>286</b>	<b>21</b>	<b>3</b>	<b>.337</b>	<b>.426</b>	<b>.763</b>	<b>26</b>

PITCHER	W-L	ERA	G	GS	CG	SHO	SV	IP	H	R	ER	HR	HB	BB	SO	WP	BK	AVG
Anderson, D	1-0	5.40	2	0	0	0	0	5.0	4	3	3	2	0	1	7	0	0	.222
Appel, M	0-2	5.00	4	0	0	0	0	9.0	7	5	5	1	1	4	10	1	0	.212
Asher, A	1-1	7.80	6	2	0	0	0	15.0	22	13	13	4	0	7	9	0	0	.338
Beato, P	0-0	23.62	3	0	0	0	0	2.2	10	7	7	0	0	0	4	1	0	.588
Benoit, J	0-0	6.43	7	0	0	0	0	7.0	4	5	5	2	2	5	10	1	0	.160
Buchholz, C	1-2	6.65	6	6	0	0	0	21.2	26	17	16	5	1	10	16	0	0	.292
*Burnett, S	0-0	2.00	7	0	0	0	0	9.0	6	3	2	1	1	2	0	0	0	.214
Eickhoff, J	1-3	6.86	6	6	0	0	0	19.2	22	16	15	3	0	6	21	0	0	.286
Eshelman, T	0-0	2.25	1	0	0	0	0	4.0	4	1	1	0	0	1	1	0	0	.267
*Garcia, E	1-1	9.64	3	0	0	0	0	4.2	5	7	5	1	0	7	3	1	0	.278
Garcia, L	1-1	5.91	8	1	0	0	0	10.2	15	7	7	0	1	1	11	0	0	.333
Gomez, J	0-0	0.84	9	0	0	0	0	10.2	4	1	1	1	0	1	7	0	0	.111
Hellickson, J	0-2	5.92	6	6	0	0	0	24.1	31	19	16	4	1	6	17	0	0	.301
Hockenberry, M	0-0	13.50	1	0	0	0	0	1.1	5	5	2	2	0	1	1	0	0	.556
*Hollands, M	0-0	0.00	1	0	0	0	0	0.2	0	0	0	0	0	0	0	0	0	.000
Leiter, M	0-0	0.00	1	0	0	0	0	1.0	1	0	0	0	0	0	1	0	0	.250
Lively, B	1-0	6.97	5	0	0	0	0	10.1	14	8	8	2	1	2	9	0	0	.326
Mariot, M	0-1	4.15	9	0	0	0	1	8.2	7	4	4	1	0	4	9	0	0	.212
*Milner, H	0-0	8.10	1	0	0	0	0	3.1	5	3	3	1	0	3	2	0	0	.357
*Morgan, A	0-0	2.45	7	1	0	0	1	18.1	14	6	5	2	0	4	14	1	0	.215
Morris, W	0-0	0.00	1	0	0	0	0	0.1	0	0	0	0	0	0	1	0	0	.000
Murray, C	1-0	1.64	8	0	0	0	0	11.0	6	2	2	1	0	4	6	0	0	.162
Neris, H	1-0	2.57	7	0	0	0	1	7.0	7	2	2	0	0	1	8	0	0	.250
Neshek, P	0-0	6.75	4	0	0	0	0	4.0	8	3	3	0	1	1	3	0	0	.471
Nola, A	0-3	8.38	6	6	0	0	0	19.1	28	18	18	4	1	7	23	0	0	.329
Nunez, M	0-0	6.00	2	0	0	0	0	3.0	2	2	2	1	0	0	1	1	0	.182
*Perez, W	0-0	0.00	2	0	0	0	0	1.1	0	0	0	0	0	0	2	0	0	.000
Pinto, R	0-0	0.00	3	0	0	0	0	3.1	1	0	0	0	0	0	3	0	0	.091
Pivetta, N	0-0	2.25	3	1	0	0	0	8.0	7	2	2	0	1	2	7	1	0	.233
*Ramos, C	0-0	4.97	9	0	0	0	1	12.2	13	8	7	0	0	4	9	2	0	.255
Ramos, E	1-0	0.87	11	0	0	0	1	10.1	6	2	1	0	0	3	8	0	0	.171
Rivero, A	0-0	0.00	1	0	0	0	0	1.0	1	0	0	0	0	1	0	0	0	.250
*Rodriguez, J	2-0	3.00	9	1	0	0	0	12.0	13	4	4	3	0	5	8	0	0	.277
Sanchez, M	0-0	16.20	1	0	0	0	0	1.2	3	3	3	1	0	0	0	0	0	.375
*Singer, J	0-0	0.00	1	0	0	0	0	1.0	1	0	0	0	0	0	0	0	0	.250
Therrien, J	0-0	0.00	3	0	0	0	0	2.1	0	0	0	0	0	0	3	0	0	.000
Thompson, J	0-0	0.00	2	1	0	0	0	5.1	2	0	0	0	1	2	4	0	0	.111
Tirado, A	0-0	6.00	2	0	0	0	0	3.0	2	2	2	0	2	1	2	0	0	.182
Velasquez, V	2-1	2.75	5	5	0	0	0	19.2	12	7	6	3	1	9	25	2	0	.171
*Venditte, P	0-0	0.00	3	0	0	0	0	3.1	0	0	0	0	0	2	4	0	0	.000
*Windle, T	0-0	0.00	1	0	0	0	0	1.0	0	0	0	0	0	1	1	0	0	.000
<b>TOTALS</b>	<b>14-17</b>	<b>4.82</b>	<b>36</b>	<b>36</b>	<b>0</b>	<b>1</b>	<b>5</b>	<b>317.2</b>	<b>318</b>	<b>185</b>	<b>170</b>	<b>45</b>	<b>15</b>	<b>106</b>	<b>270</b>	<b>11</b>	<b>0</b>	<b>.259</b>

\* Left-handed; # Switch-hitter

## PINCH HITTING

BATTER	AVG	AB	R	H	2B	3B	HR	RBI	SH	SF	HP	BB	SO	SB	CS	DP	OBP	SLG	OPS
Altherr,A	.333	6	2	2	0	0	1	4	0	0	0	1	1	0	0	0	.429	.833	1.262
Blanco,A	.226	31	2	7	3	0	1	4	0	1	0	3	6	0	0	1	.286	.419	.705
Crawford,J	.000	2	0	0	0	0	0	0	0	0	0	0	2	0	0	0	.000	.000	.000
Florimon,P	.000	0	1	0	0	0	0	0	0	0	0	1	0	0	0	0	1.000	.000	1.000
Franco,M	.000	7	0	0	0	0	0	0	0	0	0	0	2	0	0	0	.000	.000	.000
Galvis,F	.200	5	1	1	1	0	0	0	0	0	0	1	1	0	0	0	.333	.400	.733
Hernandez,C	.000	0	0	0	0	0	0	0	0	1	0	0	0	0	0	0	1.000	.000	1.000
Herrera,O	.500	6	1	3	0	0	0	2	0	1	0	0	1	0	0	0	.429	.500	.929
Joseph,T	.222	9	1	2	0	0	0	0	0	0	0	2	2	0	0	0	.364	.222	.586
Kelly,T	.235	34	6	8	5	0	1	7	0	1	1	4	8	0	0	0	.325	.471	.796
Kendrick,H	.750	4	1	3	1	0	0	1	0	0	0	0	0	0	0	1	.750	1.000	1.750
Kim,H	.167	18	0	3	0	0	0	1	0	0	0	0	5	0	0	1	.167	.167	.334
Knapp,A	.500	2	0	1	0	0	0	0	0	0	0	0	0	0	0	0	.500	.500	1.000
Nava,D	.321	28	1	9	1	0	0	4	0	1	1	3	5	0	0	1	.394	.357	.751
Perkins,C	.333	18	3	6	2	0	1	2	0	0	0	1	4	0	0	0	.368	.611	.979
Rupp,C	.000	1	0	0	0	0	0	0	0	0	0	0	1	0	0	0	.000	.000	.000
Saunders,M	.222	9	2	2	2	0	0	0	0	0	0	0	3	0	0	0	.222	.444	.666
Stassi,B	.130	23	1	3	1	0	0	1	0	0	0	5	9	0	0	0	.286	.174	.460
Thompson,J	.000	1	0	0	0	0	0	0	0	0	0	0	1	0	0	0	.000	.000	.000
Velasquez,V	1.000	1	0	1	0	0	0	0	0	0	0	0	0	0	0	0	1.000	1.000	2.000
Williams,N	.667	3	1	2	1	0	0	0	0	0	0	0	0	0	0	0	.667	1.000	1.667
<b>TOTALS</b>	<b>.255</b>	<b>208</b>	<b>23</b>	<b>53</b>	<b>17</b>	<b>0</b>	<b>4</b>	<b>26</b>	<b>0</b>	<b>4</b>	<b>3</b>	<b>21</b>	<b>51</b>	<b>0</b>	<b>0</b>	<b>4</b>	<b>.326</b>	<b>.394</b>	<b>.720</b>

2017 REVIEW

## RUNNERS IN SCORING POSITION

BATTER	AVG	AB	H	2B	3B	HR	RBI	BB	IBB	SO	SH	SF	GIDP
Alfaro,J	.467	15	7	2	0	0	7	1	1	5	0	0	0
Altherr,A	.239	92	22	3	1	6	43	8	2	30	0	1	4
Alvarez,H	.000	4	0	0	0	0	0	0	0	2	0	0	0
Blanco,A	.217	23	5	1	0	1	9	4	0	6	0	2	0
Crawford,J	.250	12	3	1	0	0	5	3	0	5	0	1	0
Eflin,Z	.286	7	2	0	0	0	2	0	0	2	1	0	0
Eickhoff,J	.167	6	1	0	0	0	0	0	0	1	1	0	0
Florimon,P	.375	8	3	1	0	0	4	1	0	2	0	0	0
Franco,M	.216	139	30	4	1	5	52	15	3	26	0	5	2
Galvis,F	.305	131	40	4	1	1	41	13	2	21	1	4	2
Hellickson,J	.154	13	2	1	1	0	2	1	0	1	2	0	0
Hernandez,C	.278	90	25	1	1	3	28	15	1	15	0	1	1
Herrera,O	.238	130	31	11	0	1	34	10	4	34	0	2	2
Hoskins,R	.356	45	16	4	0	7	33	13	1	14	0	2	0
Joseph,T	.271	118	32	8	0	5	44	12	1	26	0	3	5
Kelly,T	.375	16	6	1	0	1	11	1	0	3	2	3	0
Kendrick,H	.344	32	11	1	1	0	13	2	0	4	0	1	1
Kim,H	.292	24	7	1	0	0	4	1	1	6	0	0	0
Knapp,A	.167	42	7	1	0	1	10	9	4	15	0	2	2
Leiter,M	.125	8	1	0	0	0	0	0	0	4	0	0	1
Lively,B	.333	6	2	0	0	0	4	0	0	2	0	0	0
Nava,D	.250	40	10	1	0	1	17	7	0	10	0	2	0
Nola,A	.071	14	1	0	0	0	1	2	0	9	2	0	0
Perkins,C	.316	19	6	1	0	0	7	1	0	4	0	2	0
Pinto,R	.000	1	0	0	0	0	0	0	0	1	0	0	0
Pivetta,N	.000	11	0	0	0	0	0	0	0	6	2	0	0
Rupp,C	.239	67	16	3	0	4	24	11	3	25	0	1	3
Saunders,M	.149	47	7	1	0	2	13	5	2	17	0	0	2
Stassi,B	.235	17	4	0	0	1	5	3	0	5	0	0	1
Therrien,J	.000	1	0	0	0	0	0	0	0	1	0	0	0
Thompson,J	.000	0	0	0	0	0	0	1	0	0	0	0	0
Velasquez,V	.250	8	2	0	0	0	1	0	0	2	0	0	0
Williams,N	.264	87	23	4	2	6	43	4	0	29	0	4	4
<b>TOTALS</b>	<b>.253</b>	<b>1273</b>	<b>322</b>	<b>55</b>	<b>8</b>	<b>45</b>	<b>457</b>	<b>143</b>	<b>25</b>	<b>333</b>	<b>11</b>	<b>36</b>	<b>30</b>

## MISCELLANEOUS CLUB STATISTICS

	HOME		ROAD		TOTALS	
	W	L	W	L	W	L
VS. ATLANTA	8	2	5	4	13	6
VS. MIAMI	6	3	5	5	11	8
VS. NEW YORK	3	7	4	5	7	12
VS. WASHINGTON	5	4	3	7	8	11
<b>TOTALS VS. EAST</b>	<b>22</b>	<b>16</b>	<b>17</b>	<b>21</b>	<b>39</b>	<b>37</b>

VS. CHICAGO	2	1	1	3	3	4
VS. CINCINNATI	1	2	1	2	2	4
VS. MILWAUKEE	2	1	1	2	3	3
VS. PITTSBURGH	1	3	1	2	2	5
VS. ST. LOUIS	1	2	0	3	1	5
<b>TOTALS VS. CENTRAL</b>	<b>7</b>	<b>9</b>	<b>4</b>	<b>12</b>	<b>11</b>	<b>21</b>

VS. ARIZONA	0	3	1	3	1	6
VS. COLORADO	1	3	1	2	2	5
VS. LOS ANGELES	3	1	0	3	3	4
VS. SAN DIEGO	1	2	0	3	1	5
VS. SAN FRANCISCO	2	1	2	2	4	3
<b>TOTALS VS. WEST</b>	<b>7</b>	<b>10</b>	<b>4</b>	<b>13</b>	<b>11</b>	<b>23</b>

<b>TOTALS VS. NL</b>	<b>36</b>	<b>35</b>	<b>25</b>	<b>46</b>	<b>61</b>	<b>81</b>
----------------------	-----------	-----------	-----------	-----------	-----------	-----------

VS. BOSTON	1	1	0	2	1	3
VS. HOUSTON	1	2	0	0	1	2
VS. LOS ANGELES	0	0	0	3	0	3
VS. OAKLAND	1	2	0	0	1	2
VS. SEATTLE	0	2	2	0	2	2
VS. TEXAS	0	0	0	3	0	3
<b>TOTALS VS. AL</b>	<b>3</b>	<b>7</b>	<b>2</b>	<b>8</b>	<b>5</b>	<b>15</b>

<b>OVERALL TOTALS</b>	<b>39</b>	<b>42</b>	<b>27</b>	<b>54</b>	<b>66</b>	<b>96</b>
-----------------------	-----------	-----------	-----------	-----------	-----------	-----------

	PHI	OPP
DOUBLE PLAYS	145	154
TRIPLE PLAYS	1	0
LEFT ON BASE	1079	1130
GRAND SLAM HR	5	3
HOME RUNS - HOME	104	127
HOME RUNS - ROAD	70	94

	HOME		ROAD		TOTALS	
	W	L	W	L	W	L
SHUTOUTS	6	5	1	5	7	10
SHO - INDIVIDUAL	0	2	0	2	0	4
EXTRA INNINGS	5	4	2	6	7	10
ONE-RUN DECISIONS	13	13	8	23	21	36
TWO-RUN DECISIONS	6	2	5	7	11	9
VS. LH STARTERS	13	8	11	13	24	21
VS. RH STARTERS	26	34	16	41	42	75
GRASS FIELDS	39	42	27	54	66	96
ARTIFICIAL FIELDS	0	0	0	0	0	0
DAY GAMES	15	13	11	17	26	30
NIGHT GAMES	24	29	16	37	40	66

DOUBLEHEADERS (HOME)	WON 0	LOST 2	SPLIT 0
DOUBLEHEADERS (ROAD)	WON 0	LOST 0	SPLIT 0

### ATTENDANCE

HOME	1,905,354 (79 DATES)	24,118 AVG
ROAD	2,506,150 (81 DATES)	30,940 AVG

	WON	LOST
STARTERS	43	62
RELIEVERS	23	34
STREAKS	6	8

## DETAILED HITTING

	AVG	AB	H	HR	RBI
LEFT	.233	1563	364	48	174
RIGHT	.256	3972	1018	126	480
INN 1-3	.245	1840	451	52	208
INN 4-6	.254	1849	469	53	219
INN 7-9	.247	1719	425	68	213
EXTRA INN	.291	127	37	1	14
1ST BATTER	.281	679	191	11	48
2ND BATTER	.280	664	186	15	75
3RD BATTER	.262	652	171	22	90
4TH BATTER	.233	613	143	31	108
5TH BATTER	.264	633	167	24	91
6TH BATTER	.241	615	148	21	62
7TH BATTER	.229	577	132	20	75
8TH BATTER	.264	550	145	22	64
9TH BATTER	.179	552	99	8	41

	AVG	AB	H	HR	RBI
PITCHERS	.121	280	34	2	14
CATCHERS	.248	561	139	22	61
1B	.247	636	157	30	98
2B	.277	649	180	10	44
3B	.223	631	141	24	85
SS	.262	633	166	13	64
LF	.252	602	152	25	92
CF	.271	656	178	18	69
RF	.264	645	170	23	93
DH	.353	34	12	3	8
PH	.255	208	53	4	26
START	.251	5199	1303	167	618
SUB	.235	336	79	7	36

## TEAM HITTING

	AVG	AB	H	HR	RBI		AVG	AB	H	HR	RBI
HOME	.252	2715	685	104	351	ARI	.231	247	57	6	17
ROAD	.247	2820	697	70	303	ATL	.252	639	161	17	69
DAY	.251	1913	480	62	208	CHI	.264	250	66	11	35
NIGHT	.249	3622	902	112	446	CIN	.214	187	40	8	17
GRASS	.250	5535	1382	174	654	COL	.222	239	53	5	17
1ST HALF	.242	2959	715	89	316	LAD	.225	227	51	8	32
2ND HALF	.259	2576	667	85	338	MIA	.283	688	195	27	103
						MIL	.263	198	52	8	32
APR	.253	779	197	25	101	NYM	.257	654	168	15	83
MAY	.230	943	217	28	98	PIT	.221	226	50	4	18
JUN	.242	941	228	24	88	STL	.255	212	54	3	17
JUL	.269	854	230	32	114	SD	.212	198	42	12	18
AUG	.250	1024	256	32	115	SF	.277	242	67	11	35
SEP-OCT	.256	994	254	33	138	WSH	.255	640	163	19	88
						BOS	.234	154	36	2	12
						HOU	.262	107	28	3	13
						LAA	.238	101	24	1	5
						OAK	.172	93	16	1	7
						SEA	.279	136	38	10	28
						TEX	.216	97	21	3	8

## TEAM PITCHING

	W-L	ERA	G	IP	H	ER	BB	SO		W-L	ERA	G	IP	H	ER	BB	SO
HOME	39-42	4.43	355	747.0	741	368	264	735	ARI	1-6	4.52	31	63.2	69	32	24	60
ROAD	27-54	4.68	313	694.0	730	361	263	574	ATL	13-6	3.65	76	170.0	175	69	53	132
DAY	26-30	4.15	234	503.0	486	232	181	445	CHI	3-4	5.29	29	64.2	67	38	30	50
NIGHT	40-66	4.77	434	938.0	985	497	346	864	CIN	2-4	4.85	22	52.0	55	28	11	43
GRASS	66-96	4.55	668	1441.0	1471	729	527	1309	COL	2-5	5.00	27	63.0	70	35	22	53
1ST HALF	29-58	4.63	351	775.0	797	399	281	656	LAD	3-4	4.15	31	60.2	62	28	22	55
2ND HALF	37-38	4.46	317	666.0	674	330	246	653	MIA	11-8	4.33	92	176.2	169	85	62	167
									MIL	3-3	4.67	23	52.0	47	27	17	63
APR	11-12	4.29	95	203.1	197	97	65	172	NYM	7-12	4.82	78	166.1	160	89	71	143
MAY	6-22	5.49	114	247.1	279	151	100	190	PIT	2-5	2.95	26	61.0	46	20	19	51
JUN	9-18	4.57	110	244.1	259	124	97	214	STL	1-5	5.33	26	54.0	52	32	19	57
JUL	13-12	3.69	100	224.2	203	92	72	225	SD	1-5	3.53	19	51.0	47	20	17	63
AUG	11-19	5.40	119	260.0	297	156	99	241	SF	4-3	5.75	35	61.0	75	39	33	47
SEP-OCT	16-13	3.75	130	261.1	236	109	94	267	WSH	8-11	4.36	75	167.1	167	81	59	170
									BOS	1-3	3.86	15	39.2	48	17	13	28
									HOU	1-2	5.67	11	27.0	34	17	9	27
									LAA	0-3	4.88	9	24.0	29	13	8	16
									OAK	1-2	4.33	16	27.0	17	13	6	33
									SEA	2-2	6.25	16	36.0	48	25	18	32
									TEX	0-3	7.87	11	24.0	34	21	14	19

# DETAILED FIELDING

## PITCHER

PLAYER	PCT	G	PO	A	E	TC	DP	TP
Alvarez,H	1.000	3	1	5	0	6	0	0
+Anderson,D	.000	2	0	0	0	0	0	0
+Arano,V	1.000	10	0	1	0	1	0	0
Beato,P	.000	1	0	0	0	0	0	0
Benoit,J	1.000	44	0	1	0	1	0	0
Blanco,A	.000	1	0	0	0	0	0	0
Buchholz,C	.000	2	0	0	0	0	0	0
Curtis,Z	.000	3	0	0	0	0	0	0
Eflin,Z	.947	11	5	13	1	19	1	0
Eickhoff,J	.960	24	6	18	1	25	3	0
Fien,C	1.000	4	0	1	0	1	0	0
Garcia,L	1.000	66	2	10	0	12	0	0
Gomez,J	1.000	18	0	6	0	6	1	0
Hellickson,J	1.000	20	6	15	0	21	1	0
+Leiter,M	1.000	27	10	8	0	18	0	0
+Lively,B	.905	15	9	10	2	21	2	0
+Milner,H	1.000	37	3	8	0	11	1	0
Morgan,A	1.000	37	1	6	0	7	1	0
Neris,H	.923	74	3	9	1	13	0	0
Neshek,P	1.000	43	3	4	0	7	1	0
Nicasio,J	.000	2	0	0	0	0	0	0
Nola,A	1.000	27	9	21	0	30	1	0
+Pinto,R	.667	25	0	2	1	3	0	0
+Pivetta,N	.917	26	3	8	1	12	0	0
Ramos,E	.714	59	1	4	2	7	0	0
+Rios,Y	.000	13	0	0	0	0	0	0
+Rodriguez,J	.889	26	2	6	1	9	1	0
Siegrist,K	.000	7	0	0	0	0	0	0
+Therrien,J	1.000	15	2	3	0	5	0	0
Thompson,J	1.000	11	5	1	0	6	0	0
Velasquez,V	.909	15	2	8	1	11	0	0

## CATCHER

PLAYER	PCT	G	PO	A	E	TC	DP	TP	PB
Alfaro,J	.991	28	220	12	2	234	3	0	3
+Knapp,A	.991	53	408	22	4	434	4	0	3
Rupp,C	.989	88	688	50	8	746	4	0	11

## FIRST BASE

PLAYER	PCT	G	PO	A	E	TC	DP	TP
+Alfaro,J	1.000	2	8	2	0	10	1	0
Blanco,A	1.000	11	17	2	0	19	3	0
Franco,M	1.000	2	14	1	0	15	2	0
+Hoskins,R	.985	27	185	18	3	206	17	0
Joseph,T	.992	130	948	58	8	1014	99	1
Kendrick,H	1.000	1	2	0	0	2	0	0
+Knapp,A	.000	1	0	0	0	0	0	0
Nava,D	1.000	4	13	1	0	14	0	0
+Perkins,C	.000	1	0	0	0	0	0	0
+Stassi,B	1.000	21	109	10	0	119	8	0

## SECOND BASE

PLAYER	PCT	G	PO	A	E	TC	DP	TP
Blanco,A	.957	15	12	32	2	46	3	0
+Crawford,J	1.000	4	4	9	0	13	1	0
Florimon,P	1.000	1	2	3	0	5	0	0
Hernandez,C	.981	127	224	337	11	572	79	1
+Kelly,T	1.000	14	15	23	0	38	5	0
Kendrick,H	.960	10	17	31	2	50	8	0

## THIRD BASE

PLAYER	PCT	G	PO	A	E	TC	DP	TP
Blanco,A	1.000	16	4	11	0	15	0	0
+Crawford,J	1.000	13	14	29	0	43	6	0
Florimon,P	.000	1	0	0	0	0	0	0
Franco,M	.955	144	103	215	15	333	23	0
+Kelly,T	1.000	4	1	1	0	2	0	0

## SHORTSTOP

PLAYER	PCT	G	PO	A	E	TC	DP	TP
Blanco,A	1.000	4	5	1	0	6	1	0
+Crawford,J	1.000	6	8	20	0	28	5	0
Florimon,P	1.000	2	1	5	0	6	0	0
Galvis,F	.989	155	226	404	7	637	94	0
Hernandez,C	1.000	1	0	2	0	2	0	0

## OUTFIELD

PLAYER	PCT	G	PO	A	E	TC	DP	TP
Altherr,A	.986	106	211	7	3	221	4	0
Florimon,P	1.000	11	18	1	0	19	0	0
Galvis,F	1.000	2	5	0	0	5	0	0
Herrera,O	.994	133	323	6	2	331	3	0
+Hoskins,R	.979	30	44	2	1	47	0	1
+Kelly,T	1.000	11	5	1	0	6	1	0
Kendrick,H	.977	24	43	0	1	44	0	0
Kim,H	1.000	23	35	2	0	37	2	0
Nava,D	.988	49	79	3	1	83	1	0
+Perkins,C	1.000	28	37	0	0	37	0	0
Saunders,M	.990	52	91	4	1	96	0	0
+Stassi,B	1.000	3	1	0	0	1	0	0
+Williams,N	1.000	80	110	4	0	114	1	0

+ Rookie

## TEAM BATTING

**Most runs, game, Phillies:** 17 – 4/8 vs WSH  
**Most runs, game, opponent:** 17 – 8/26 vs CHI  
**Most runs, inning, Phillies:** 12 – 4/8 vs WSH (1st)  
**Most runs, inning, opponent:** 8 – 7/14 at MIL (2nd)  
**Most hits, game, Phillies:** 20 – 7/19 at MIA  
**Most hits, game, opponent:** 20 – 4/11 vs NYM  
**Most hits, inning, Phillies:** 9 – 4/8 vs WSH (1st)  
**Most hits, inning, opponent:** 7 – 2 times, last: 8/26 vs CHI (7th)  
**Most doubles, game, Phillies:** 6 – 9/12 vs MIA  
**Most doubles, game, opponent:** 7 – 4/11 vs NYM  
**Most triples, game, Phillies:** 3 – 4/8 vs WSH  
**Most triples, game, opponent:** 3 – 9/2 at MIA  
**Most home runs, game, Phillies:** 6 – 7/9 vs SD  
**Most home runs, game, opponent:** 7 – 4/11 vs NYM  
**Most extra-base hits, Phillies:** 9 – 7/26 vs HOU  
**Most extra-base hits, opponent:** 14 – 4/11 vs NYM  
**Most stolen bases, Phillies:** 4 – 6/12 at BOS  
**Most stolen bases, opponent:** 5 – 8/16 at SD  
**Most sacrifice flies, Phillies:** 3 – 3 times, last: 7/19 at MIA  
**Most sacrifice flies, opponent:** 3 – 5/17 at TEX  
**Most sacrifice hits, Phillies:** 2 – 2 times, last: 7/2 at NYM  
**Most sacrifice hits, opponent:** 2 – 4 times, last: 8/11 vs NYM  
**Most walks, Phillies:** 8 – 9/12 vs MIA  
**Most walks, opponent:** 10 – 2 times, last: 9/30 vs NYM  
**Most strikeouts, Phillies:** 15 – 2 times, last: 6/18 vs ARI  
**Most strikeouts, opponent:** 17 – 2 times, last: 6/21 vs STL  
**Most left on base, Phillies:** 15 – 2 times, last: 9/12 vs MIA  
**Most left on base, opponent:** 17 – 6/2 vs SF

## INDIVIDUAL BATTING

**Most runs, game:** 3 – 8 times, last: Hoskins, 9/8 at WSH  
**Most hits, game:** 4 – 7 times, last: Hernández, 9/14 vs MIA  
**Most doubles, game:** 2 – multiple players  
**Most triples, game:** 2 – 2 times, last: Herrera, 8/9 at ATL  
**Most home runs, game:** 2 – 8 times, last: Hoskins, 9/12 vs MIA  
**Most extra-base hits, game:** 3 – 6 times, last: Hernández, 8/25 vs CHI  
**Most RBI, game:** 5 – Hoskins, 8/23 vs MIA  
**Most walks, game:** 3 – 10 times, last: Hernández, 9/27 vs WSH  
**Most sacrifice flies, game:** 1 – multiple players  
**Most sacrifice hits, game:** 1 – multiple players  
**Most hit-by-pitch, game:** 2 – 2 times, last: Williams, 9/12 vs MIA  
**Most stolen bases, game:** 3 – Kendrick, 6/12 at BOS  
**Most caught stealing, game:** 1 – multiple players  
**Longest hit streak:** 21 games – Herrera, 7/28-9/8  
**Longest HR streak:** 5 games – Hoskins, 8/23-27  
**Longest on-base streak:** 21 games – Herrera, 7/28-9/8  
**Longest RBI streak:** 6 games – Hoskins, 8/23-28  
**Longest run scored streak:** 8 games – Altherr, 4/16-26  
**Longest walk streak:** 5 games – Hernández, 9/1-5  
**Longest stolen base streak:** 3 games – Hernández, 4/16-19  
**Hit for the cycle:** N/A  
**Steal of home:** N/A

## INDIVIDUAL PITCHING

**Most innings, game, starter:** 8.0 – 3 times, last: Lively, 9/10 at WSH  
**Most innings, game, reliever:** 5.0 – Leiter Jr., 8/10 vs NYM  
**Most strikeouts, game, starter:** 11 – 2 times, last: Nola, 9/13 vs MIA  
**Most strikeouts, game, reliever:** 9 – Leiter Jr., 8/5 at COL  
**Most walks, game, starter:** 6 – 2 times, last: Álvarez, 9/30 vs NYM  
**Most walks, game, reliever:** 4 – Rodríguez, 5/4 at CHI  
**Most home runs allowed, game:** 4 – 3 times, last: Lively, 8/26 vs CHI  
**Most complete games:** 1 – Lively, 9/10 at WSH  
**Most shutouts:** N/A  
**Low-hit complete game:** 6 – Lively, 9/10 at WSH  
**Longest scoreless streak, starter:** 17.0 inn. – Nola, 6/27-7/8  
**Longest scoreless streak, reliever:** 21.2 inn. – García, 6/14-7/29  
**Longest winning streak, starter:** 4 games – 2 times, last: Eickhoff, 7/9-8/25  
**Longest winning streak, reliever:** 3 games – Morgan, 8/19-9/3  
**Longest losing streak, starter:** 7 games – Eickhoff, 4/5-6/7  
**Longest losing streak, reliever:** 7 games – Ramos, 4/10-6/25  
**Longest saves streak:** 20 games – Neris, 6/28-9/27

## TEAM & INDIVIDUAL FIELDING

**Most errors, game, team:** 3 – 2 times, last: 9/2 at MIA  
**Most errors, game, individual:** 2 – 2 times, last: Rupp, 8/19 at SF  
**Most double plays turned, game, Phillies:** 4 – 2 times, last: 6/14 vs BOS  
**Most double plays turned, game, opponent:** 4 – 2 times, last: 7/23 vs MIL  
**Last triple play turned, Phillies:** 8/27 vs CHI (5th inn.)  
**Most outfield assists, team:** 2 – 6/12 at BOS  
**Most outfield assists, individual:** 1 – multiple games  
**Most catcher caught stealing, team:** 2 – 7/18 at MIA  
**Most catcher caught stealing, individual:** 2 – Rupp, 7/18 at MIA

## TEAM MISCELLANEOUS

**Longest winning streak:** 6 games – 4/20-27  
**Longest losing streak:** 8 games – 6/7-14  
**Longest game, innings:** 15.0 inn. – 9/12 vs MIA  
**Longest game, time (9 inn.):** 3:53 – 9/27 vs WSH  
**Longest game, time (extra inn.):** 4:57 – 9/12 vs MIA (15.0 inn.)  
**Longest delay:** 1:52 – 7/24 vs HOU (rain)  
**Shortest game, innings:** 6.0 inn. – 9/6 at NYM (rain)  
**Shortest game, time (9 inn.):** 2:16 – 9/10 at WSH  
**Shortest game, time (less than 9 inn.):** 1:53 – 9/6 at NYM (6.0 inn.)  
**Largest margin of victory:** 14 runs – 4/8 vs WSH (17-3)  
**Largest margin of defeat:** 15 runs – 8/26 vs CHI (17-2)  
**Come-from-behind wins:** 37 – last: 9/29 vs NYM  
**Largest deficit overcome:** 5 runs – 9/12 vs MIA  
**Walk-off wins:** 8 – last: 9/12 vs MIA (9-8 win)  
**Extra-inning games:** 17 – last: 9/30 vs NYM (11 inn.)  
**Shutout wins:** 7 – last: 10/1 vs NYM (11-0)  
**Shutout losses:** 10 – last: 9/15 vs OAK (4-0)  
**Largest crowd, home:** 45,121 – 4/7 vs WSH  
**Largest crowd, road:** 53,110 – 4/29 at LAD  
**Most games above .500:** 2 – 4/27 vs MIA (11-9)  
**Most games under .500:** 35 – 2 times, last: 9/10 at WSH (54-89)

# 2017 DAY BY DAY

GAME #	DATE	DAY	D/N	CLUB	W-L	SCORE	WP/LP/SAVE	ATTEND	HOME DATE	HOME TOTAL	TIME	POS	GA/GB	RECORD
1	4/3	Mon	D	at CIN	W	4-3	HELLICKSON (1-0) / Feldman / GOMEZ (1)	43,804			3:04	T1	1.0	1-0
2	4/5	Wed	N	at CIN	L	2-0	Finnegan / EICKHOFF (0-1) / Iglesias	19,944			2:25	T2	1.0	1-1
3	4/6	Thu	D	at CIN	L	7-4	Reed / MORGAN (0-1) / Storen	10,586			3:05	T3	1.0	1-2
4	4/7	Fri	D	vs WSH	L	7-6	Scherzer / VELASQUEZ (0-1) / Treinen	45,121	1	45,121	3:34	T4	2.0	1-3
5	4/8	Sat	N	vs WSH	W	17-3	NOLA (1-0) / Guthrie	37,241	2	82,362	3:15	T3	1.0	2-3
6	4/9	Sun	D	vs WSH	W	4-3	GOMEZ (1-0) / Glover	36,917	3	119,279	3:24	T1	0.0	3-3
7	4/10	Mon	N	vs NYM	L	4-3	Blevins / RAMOS (0-1) / Reed	33,359	4	152,638	2:59	4	1.0	3-4
8	4/11	Tue	N	vs NYM	L	14-4	Harvey / BUCHHOLZ (0-1)	28,659	5	181,297	3:38	4	2.0	3-5
9	4/12	Wed	N	vs NYM	L	5-4	Wheeler / VELASQUEZ (0-2) / Reed	28,272	6	209,569	3:13	4	3.0	3-6
10	4/14	Fri	D	at WSH	L	3-2 (10)	Kelley / GOMEZ (1-1)	38,664			3:18	5	3.5	3-7
11	4/15	Sat	D	at WSH	W	4-2	HELLICKSON (2-0) / Blanton / BENOIT (1)	35,626			2:39	5	2.5	4-7
12	4/16	Sun	D	at WSH	L	6-4	Kelley / BENOIT (0-1)	29,774			3:11	5	3.0	4-8
13	4/18	Tue	N	at NYM	W	6-2 (10)	GARCIA (1-0) / Montero	23,536			3:58	5	3.0	5-8
14	4/19	Wed	N	at NYM	L	5-4	Robles / RAMOS (0-2) / Reed	22,243			2:37	5	4.0	5-9
15	4/20	Thu	N	at NYM	W	6-4	NOLA (2-0) / Syndergaard / NERIS (1)	24,656			3:14	T4	4.0	6-9
16	4/21	Fri	N	vs ATL	W	4-3	HELLICKSON (3-0) / Colon / NERIS (2)	24,189	7	233,758	2:38	4	4.0	7-9
17	4/22	Sat	N	vs ATL	W	4-3 (10)	GOMEZ (2-1) / Johnson	31,334	8	265,092	3:32	3	4.0	8-9
18	4/23	Sun	D	vs ATL	W	5-2	RODRIGUEZ (1-0) / Vizcaino	28,632	9	293,724	2:38	3	4.0	9-9
19	4/25	Tue		vs MIA			PPD - Rain							
19	4/26	Wed	N	vs MIA	W	7-4	VELASQUEZ (1-2) / Chen	26,191	10	319,915	2:41	T2	4.0	10-9
20	4/27	Thu	D	vs MIA	W	3-2	HELLICKSON (4-0) / Volquez / NERIS (3)	22,180	11	342,095	3:15	2	4.0	11-9
21	4/28	Fri	N	at LAD	L	5-3	Maeda / EICKHOFF (0-2) / Jansen	46,729			3:02	2	4.0	11-10
22	4/29	Sat	N	at LAD	L	6-5	Dayton / NERIS (0-1)	53,110			3:27	2	4.0	11-11
23	4/30	Sun	D	at LAD	L	5-3	Ryu / PIVETTA (0-1) / Jansen	48,961			3:06	T2	5.0	11-12
24	5/1	Mon	N	at CHI	W	10-2	VELASQUEZ (2-2) / Anderson	38,567			3:06	2	4.5	12-12
25	5/2	Tue	N	at CHI	L	8-3	Lester / HELLICKSON (4-1)	38,660			3:24	2	4.5	12-13
26	5/3	Wed	N	at CHI	L	5-4	Arrieta / EICKHOFF (0-3) / Davis	39,335			3:09	T2	5.5	12-14
27	5/4	Thu	D	at CHI	L	5-4 (13)	Uehara / RODRIGUEZ (1-1)	36,394			4:22	T2	6.5	12-15
28	5/5	Fri	N	vs WSH	L	4-2	Strasburg / PIVETTA (0-2) / Albers	20,237	12	362,332	3:20	T3	7.5	12-16
29	5/6	Sat	N	vs WSH	L	6-2	Cole / VELASQUEZ (2-3)	21,298	13	383,630	3:01	T3	8.5	12-17
30	5/7	Sun	D	vs WSH	W	6-5 (10)	NERIS (1-1) / Treinen	30,464	14	414,094	3:51	T3	7.5	13-17
31	5/9	Tue	N	vs SEA	L	10-9	Vincent / NERIS (1-2) / Diaz	31,715	15	445,809	3:48	3	7.0	13-18
32	5/10	Wed	D	vs SEA	L	11-6	Zych / BENOIT (0-2)	26,697	16	472,506	3:40	3	8.0	13-19
33	5/12	Fri		at WSH			PPD - Rain							
33	5/13	Sat	N	at WSH	L	6-4	Kelley / RAMOS (0-3)	31,473			3:34	T3	9.0	13-20
34	5/14	Sun	D	at WSH	W	4-3	BENOIT (1-2) / Kelley / NERIS (4)	31,738			3:02			14-20
35			N	at WSH	L	6-5	Turner / NESHEK (0-1) / Albers	30,137			3:34	3	9.0	14-21
36	5/16	Tue	N	at TEX	L	5-1	Darvish / EICKHOFF (0-4)	23,110			2:44	4	10.0	14-22
37	5/17	Wed	N	at TEX	L	9-3	Cashner / EFLIN (0-1)	28,703			2:48	4	10.0	14-23
38	5/18	Thu	D	at TEX	L	8-4	Perez / RODRIGUEZ (1-2)	35,007			3:12	4	10.0	14-24
39	5/19	Fri	N	at PIT	W	7-2	HELLICKSON (5-1) / Williams	25,795			2:54	4	9.0	15-24
40	5/20	Sat	D	at PIT	L	6-3	Nova / VELASQUEZ (2-4) / Watson	32,572			2:52	4	9.0	15-25
41	5/21	Sun	D	at PIT	L	1-0	LeBlanc / NOLA (2-1) / Watson	24,445			2:45	4	10.0	15-26
42	5/22	Mon	N	vs COL	L	8-1	Hoffman / EICKHOFF (0-5)	21,251	17	493,757	3:03	4	10.5	15-27
43	5/23	Tue	N	vs COL	L	8-2	Marquez / EFLIN (0-2)	17,109	18	510,866	2:44	5	11.5	15-28
44	5/24	Wed	N	vs COL	L	7-2	Chatwood / HELLICKSON (5-2)	19,160	19	530,026	3:09	5	11.5	15-29
45	5/25	Thu	D	vs COL	W	2-1 (11)	GOMEZ (3-1) / Oberg	18,143	20	548,169	3:39	5	11.5	16-29
46	5/26	Fri	N	vs CIN	L	5-2	Adleman / NOLA (2-2) / Iglesias	21,388	21	569,577	2:34	5	12.5	16-30
47	5/27	Sat	D	vs CIN	W	4-3	NERIS (2-2) / Lorenzen	30,100	22	599,657	2:47	4	12.5	17-30
48	5/28	Sun	D	vs CIN	L	8-4	Feldman / EFLIN (0-3)	25,413	23	625,070	2:50	5	12.5	17-31
49	5/29	Mon	N	at MIA	L	4-1	Volquez / HELLICKSON (5-3) / Ramos	17,032			2:37	5	13.5	17-32
50	5/30	Tue	N	at MIA	L	7-2	McGowan / VELASQUEZ (2-5)	16,241			3:07	5	14.5	17-33
51	5/31	Wed	D	at MIA	L	10-2	Straily / NOLA (2-3)	15,197			3:16	5	15.5	17-34
52	6/2	Fri	N	vs SF	L	10-0	Blach / EICKHOFF (0-6)	22,491	24	647,561	2:55	5	16.5	17-35
53	6/3	Sat	D	vs SF	W	5-3	LIVELY (1-0) / Cueto / GOMEZ (2)	32,413	25	679,974	2:50	5	15.5	18-35
54	6/4	Sun	D	vs SF	W	9-7	NESHEK (1-1) / Law / NERIS (5)	25,063	26	705,037	3:28	5	15.5	19-35
55	6/5	Mon	N	at ATL	W	11-4	PIVETTA (1-2) / Colon	20,942			3:18	5	15.5	20-35
56	6/6	Tue	N	at ATL	W	3-1	NOLA (3-3) / Garcia / NESHEK (1)	23,489			2:42	5	15.5	21-35
57	6/7	Wed	N	at ATL	L	14-1	Foltynewicz / EICKHOFF (0-7)	24,185			2:58	5	15.5	21-36
58	6/8	Thu	N	at ATL	L	3-1	Dickey / LIVELY (1-1) / Johnson	25,095			2:40	5	16.5	21-37
59	6/9	Fri	N	at STL	L	3-2	Wacha / HELLICKSON (5-4) / Oh	42,971			2:43	5	16.5	21-38
60	6/10	Sat	D	at STL	L	7-0	Martinez / PIVETTA (1-3)	43,911			2:28	5	16.5	21-39
61	6/11	Sun	D	at STL	L	6-5	Wainwright / NOLA (3-4) / Oh	47,325			3:09	5	16.5	21-40
62	6/12	Mon	N	at BOS	L	6-5 (11)	Barnes / FIEN (0-1)	36,575			4:16	5	16.5	21-41
63	6/13	Tue	N	at BOS	L	4-3 (12)	Abad / GARCIA (1-1)	37,141			4:24	5	17.5	21-42
64	6/14	Wed	N	vs BOS	L	7-3	Velazquez / HELLICKSON (5-5)	28,263	27	733,300	3:26	5	17.5	21-43
65	6/15	Thu	N	vs BOS	W	1-0	NESHEK (2-1) / Sale / NERIS (6)	30,729	28	764,029	2:25	5	17.5	22-43
66	6/16	Fri	N	vs ARI	L	5-4	Corbin / NOLA (3-5) / Rodney	18,140	29	782,169	3:12	5	18.5	22-44
67	6/17	Sat	D	vs ARI	L	5-1	De La Rosa / RAMOS (0-4)	21,108	30	803,277	3:25	5	19.5	22-45
68	6/18	Sun	D	vs ARI	L	5-4 (10)	Bradley / GOMEZ (3-2) / Rodney	31,131	31	834,408	4:12	5	19.5	22-46
69	6/20	Tue	N	vs STL	L	8-1 (11)	Siegrist / RAMOS (0-5)	22,070	32	856,478	3:28	5	20.0	22-47
70	6/21	Wed	N	vs STL	L	7-6 (10)	Cecil / RAMOS (0-6) / Oh	25,037	33	881,515	3:29	5	20.0	22-48
71	6/22	Thu	D	vs STL	W	5-1	NOLA (4-5) / Martinez	23,623	34	905,138	2:31	5	19.5	23-48
72	6/23	Fri	N	at ARI	W	6-1	LEITER JR. (1-0) / Corbin	31,648			2:54	5	19.5	24-48
73	6/24	Sat	N	at ARI	L	9-2	Ray / LIVELY (1-2)	40,557			3:05	5	20.5	24-49
74	6/25	Sun	D	at ARI	L	2-1 (11)	McFarland / RAMOS (0-7)	28,179			3:50	5	20.5	24-50
75	6/26	Mon	D	at ARI	L	6-1	Greinke / PIVETTA (1-4)	20,765			3:11	5	20.5	24-51
76	6/27	Tue	N	at SEA	W	8-2	NOLA (5-5) / Paxton	22,648			3:02	5	20.5	25-51
77	6/28	Wed	D	at SEA	W	5-4	PINTO (1-0) / Diaz / NERIS (7)	29,505			3:24	5	20.5	26-51
78	6/30	Fri	N	at NYM	L	2-1	deGrom / LIVELY (1-3) / Reed	37,134			2:38	5	20.0	26-52
79	7/1	Sat	D	at NYM	L	7-6	Salas / NESHEK (2-2) / Reed	33,080			3:21	5	20.0	26-53
80	7/2	Sun	D	at NYM	W	7-1	PIVETTA (2-4) / Montero	30,343			2:53	5	20.0	27-53

# 2017 DAY BY DAY

GAME #	DATE	DAY	D/N	CLUB	W-L	SCORE	WP / LP / SAVE	ATTEND	HOME DATE	HOME TOTAL	TIME	POS	GA/GB	RECORD
81	7/3	Mon	N	vs PIT	W	4-0	NOLA (6-5) / Nova	26,498	35	931,636	2:36	5	20.0	28-53
82	7/4	Tue	D	vs PIT	L	3-0	Taillon / LEITER JR. (1-1) / Rivero	24,087	36	955,723	3:01	5	21.0	28-54
83	7/5	Wed	N	vs PIT	L	5-2	Cole / LIVELY (1-4) / Rivero	19,099	37	974,822	3:16	5	21.5	28-55
84	7/6	Thu	N	vs PIT	L	6-3	Kuhl / BENOIT (1-3) / Nicasio	33,059	38	1,007,881	2:58	5	21.5	28-56
85	7/7	Fri	N	vs SD	L	4-3	Hand / NERIS (2-3) / Maurer	38,533	39	1,046,414	2:41	5	22.5	28-57
86	7/8	Sat	D	vs SD	L	2-1	Chacin / NOLA (6-6) / Maurer	33,216	40	1,079,630	2:30	5	22.5	28-58
87	7/9	Sun	D	vs SD	W	7-1	EICKHOFF (1-7) / Cahill	21,184	41	1,100,814	2:45	5	22.5	29-58
88	7/14	Fri	N	at MIL	L	9-6	Davies / PIVETTA (2-5) / Knebel	41,941			3:10	5	23.5	29-59
89	7/15	Sat	N	at MIL	L	3-2	Barnes / BENOIT (1-4) / Knebel	37,950			2:44	5	24.5	29-60
90	7/16	Sun	D	at MIL	W	5-2	HELLICKSON (6-5) / Scahill / NERIS (8)	41,747			3:18	5	24.5	30-60
91	7/17	Mon	N	at MIA	L	6-5 (10)	Steenkridder / LEITER JR. (1-2)	17,146			3:41	5	25.5	30-61
92	7/18	Tue	N	at MIA	W	5-2	NESHEK (3-2) / McGowan / NERIS (9)	18,176			2:41	5	25.5	31-61
93	7/19	Wed	D	at MIA	W	10-3	PIVETTA (3-5) / Straily	31,854			3:04	5	24.5	32-61
94	7/21	Fri	N	vs MIL	W	6-1	NOLA (7-6) / Garza	17,550	42	1,118,364	3:02	5	23.5	33-61
95	7/22	Sat	N	vs MIL	L	9-8	Barnes / NERIS (2-4) / Knebel	17,712	43	1,136,076	3:24	5	24.5	33-62
96	7/23	Sun	D	vs MIL	W	6-3	EICKHOFF (2-7) / Guerra / GARCIA (1)	21,258	44	1,157,334	3:07	5	24.5	34-62
97	7/24	Mon	N	vs HOU	L	13-4	Musgrove / VELASQUEZ (2-6)	17,567	45	1,174,901	3:27	5	25.0	34-63
98	7/25	Tue	N	vs HOU	L	5-0	Morton / PIVETTA (3-6)	17,176	46	1,192,077	2:44	5	25.0	34-64
99	7/26	Wed	N	vs HOU	W	9-0	NOLA (8-6) / Fiers	19,718	47	1,211,795	3:25	5	25.0	35-64
100	7/28	Fri	N	vs ATL	W	10-3	THOMPSON (1-0) / Teheran / BENOIT (2)	17,177	48	1,228,972	3:01	5	25.0	36-64
101	7/29	Sat	N	vs ATL	W	4-3 (11)	NERIS (3-4) / Brothers	28,162	49	1,257,134	3:50	5	24.0	37-64
102	7/30	Sun	D	vs ATL	W	7-1	NERIS (4-4) / Brothers	20,680	50	1,277,814	3:20	5	23.5	38-64
103	7/31	Mon	D	vs ATL	W	2-6	PIVETTA (4-6) / Foltynewicz / NERIS (10)	20,297	51	1,298,111	3:13	5	23.5	39-64
104	8/1	Tue	N	at LAA	L	7-1	Nolasco / NOLA (8-7)	36,344			3:20	5	23.5	39-65
105	8/2	Wed	N	at LAA	L	7-0	Ramirez / THOMPSON (1-1)	34,623			2:33	5	23.5	39-66
106	8/3	Thu	N	at LAA	L	5-4	Petit / GARCIA (1-2) / Norris	34,710			3:07	5	24.0	39-67
107	8/4	Fri	N	at COL	L	4-3	Dunn / GARCIA (1-3) / Holland	35,092			3:41	5	25.0	39-68
108	8/5	Sat	N	at COL	L	8-5	Gray / PIVETTA (4-7)	40,563			2:53	5	25.0	39-69
109	8/6	Sun	D	at COL	W	3-2	RAMOS (1-7) / Holland / NERIS (11)	48,069			3:14	5	25.0	40-69
110	8/8	Tue	N	at ATL	W	5-2	EFLIN (1-3) / Teheran / NERIS (12)	25,783			2:58	5	24.5	41-69
111	8/9	Wed	N	at ATL	W	3-2	EICKHOFF (3-7) / Newcomb / NERIS (13)	22,776			2:55	5	24.5	42-69
112	8/10	Thu	N	vs NYM	L	10-0	deGrom / VELASQUEZ (2-7)	27,716	52	1,325,827	3:03	5	25.5	42-70
113	8/11	Fri	N	vs NYM	L	7-6	Robles / NERIS (4-5) / Ramos	26,925	53	1,352,752	3:25	5	26.0	42-71
114	8/12	Sat	N	vs NYM	W	3-1	NOLA (9-7) / Matz / GARCIA (2)	34,131	54	1,386,883	3:04	5	26.0	43-71
115	8/13	Sun	D	vs NYM	L	6-2	Flores / EFLIN (1-4)	24,106	55	1,410,989	3:30	5	26.5	43-72
116	8/14	Mon	N	at SD	L	7-4	Texas / PINTO (1-1) / Hand	20,873			3:20	5	27.0	43-73
117	8/15	Tue	N	at SD	L	8-4	Lamet / LEITER JR. (1-3)	23,368			2:48	5	28.0	43-74
118	8/16	Wed	D	at SD	L	3-0	Richard / PIVETTA (4-8)	21,564			2:30	5	28.0	43-75
119	8/17	Thu	N	at SF	L	5-4	Samardzija / NOLA (9-8) / Dyson	41,279			2:47	5	29.0	43-76
120	8/18	Fri	N	at SF	L	10-2	Moore / EFLIN (1-5)	39,487			2:52	5	30.0	43-77
121	8/19	Sat	N	at SF	W	12-9	MORGAN (1-1) / Blach / NERIS (14)	40,719			3:21	5	29.0	44-77
122	8/20	Sun	D	at SF	W	5-2	MORGAN (2-1) / Strickland / NERIS (15)	39,921			3:14	5	29.0	45-77
123	8/22	Tue	D	vs MIA	L	12-8	Straily / NOLA (9-9)		56		3:06			45-78
124			N	vs MIA	L	7-4	Urena / PIVETTA (4-9) / Ziegler	20,761			3:22	5	30.5	45-79
125	8/23	Wed	N	vs MIA	W	8-0	LEITER JR. (2-3) / Nicolino	19,161	57	1,450,911	2:50	5	29.5	46-79
126	8/24	Thu	D	vs MIA	L	9-8	Garcia / GARCIA (1-4) / Ziegler	18,083	59	1,468,994	3:14	5	30.5	46-80
127	8/25	Fri	N	vs CHI	W	7-1	EICKHOFF (4-7) / Quintana	24,424	60	1,493,418	3:00	5	29.5	47-80
128	8/26	Sat	N	vs CHI	L	17-2	Kendricks / LIVELY (1-5)	29,379	61	1,522,797	3:03	5	30.5	47-81
129	8/27	Sun	D	vs CHI	W	6-3	PIVETTA (5-9) / Lackey / NERIS (16)	28,689	62	1,551,486	2:54	5	30.0	48-81
130	8/28	Mon	N	vs ATL	W	6-1	NOLA (10-9) / Sims	15,154	63	1,566,640	2:52	5	30.0	49-81
	8/29	Tue	N	vs ATL			PPD - Rain							
131	8/30	Wed	D	vs ATL	L	9-1	Dickey / EICKHOFF (4-8)		64		2:49			49-82
132			D	vs ATL	L	5-2	Teheran / LEITER JR. (2-4) / Vizcaino	15,706	65	1,582,346	3:17	5	32.0	49-83
133	8/31	Thu	N	at MIA	W	3-2	LIVELY (2-5) / Despaigne / NERIS (17)	17,013			3:09	5	31.0	50-83
134	9/1	Fri	N	at MIA	W	2-1	NICASIO (3-5) / Ziegler / NERIS (18)	17,998			2:44	5	30.0	51-83
135	9/2	Sat	N	at MIA	L	10-9	Straily / NOLA (10-10) / Steenkridder	18,262			3:37	5	31.0	51-84
136	9/3	Sun	D	at MIA	W	3-1 (12)	MORGAN (3-1) / Tazawa / NERIS (19)	19,404			3:46	5	30.0	52-84
137	9/4	Mon	D	at NYM	L	11-7	Montero / LEITER JR. (2-5)	28,808			3:18	5	31.0	52-85
138	9/5	Tue	N	at NYM	W	9-1	LIVELY (3-5) / deGrom	22,230			3:04	5	31.0	53-85
139	9/6	Wed	N	at NYM	L	6-3 (6)	Gsellman / PIVETTA (5-10)	19,617			1:53	5	32.0	53-86
140	9/7	Thu	N	at WSH	L	4-3	Roark / MORGAN (3-2) / Doolittle	26,267			3:09	5	33.0	53-87
141	9/8	Fri	N	at WSH	L	11-10	Scherzer / THOMPSON (1-2) / Doolittle	29,837			3:27	5	34.0	53-88
142	9/9	Sat	N	at WSH	W	5-4	LEITER JR. (3-5) / Jackson / NERIS (20)	35,694			3:23	5	33.0	54-88
143	9/10	Sun	D	at WSH	L	3-2	Strasburg / LIVELY (3-6) / Madson	32,627			2:16	5	34.0	54-89
144	9/12	Tue	N	vs MIA	W	9-8 (15)	RAMOS (2-7) / Guerra	16,439	66	1,598,785	4:57	5	33.0	55-89
145	9/13	Wed	N	vs MIA	W	8-1	NOLA (11-10) / Straily	16,745	67	1,615,530	2:25	5	32.0	56-89
146	9/14	Thu	N	vs MIA	W	10-0	THOMPSON (2-2) / Worley	16,302	68	1,631,832	3:06	5	32.0	57-89
147	9/15	Fri	N	vs OAK	L	4-0	Mengden / LEITER JR. (3-6)	24,061	69	1,655,893	2:43	5	32.0	57-90
148	9/16	Sat	N	vs OAK	W	5-3	ARANO (1-0) / Castro / NERIS (21)	24,290	70	1,680,183	2:56	5	31.0	58-90
149	9/17	Sun	D	vs OAK	L	6-3	Manaea / ALVAREZ (0-1) / Treinen	28,054	71	1,708,237	3:09	5	32.0	58-91
150	9/18	Mon	N	vs LAD	W	4-3	PIVETTA (6-10) / Kerhsaw / NERIS (22)	16,690	72	1,724,927	2:40	5	31.5	59-91
151	9/19	Tue	N	vs LAD	W	6-2	NOLA (12-10) / Baez	20,145	73	1,745,072	3:23	5	31.5	60-91
152	9/20	Wed	N	vs LAD	W	7-5	GARCIA (2-4) / Avilan / NERIS (23)	20,175	74	1,765,247	3:18	5	31.5	61-91
153	9/21	Thu	D	vs LAD	L	5-4	Buehler / PINTO (1-2) / Jansen	18,735	75	1,783,982	3:39	5	31.5	61-92
154	9/22	Fri	N	at ATL	L	7-2	Newcomb / LIVELY (3-7)	33,702			2:56	5	31.5	61-93
155	9/23	Sat	N	at ATL	L	4-2	Brothers / GARCIA (2-5) / Vizcaino	39,809			2:50	5	32.5	61-94
156	9/24	Sun	D	at ATL	W	2-0	PIVETTA (7-10) / Gohara / NERIS (24)	33,183			2:38	5	32.5	62-94
157	9/25	Mon	N	vs WSH	L	3-1	Cole / NOLA (12-11) / Doolittle	17,026	76	1,801,008	3:04	5	33.5	62-95
158	9/26	Tue	N	vs WSH	W	4-1	THOMPSON (3-2) / Gonzalez / NERIS (25)	16,437	77	1,817,445	2:59	5	32.5	63-95
159	9/27	Wed	N	vs WSH	W	7-5	RIOS (1-0) / Roark / NERIS (26)	17,642	78	1,835,087	3:53	5	31.5	64-95
160	9/29	Fri	N	vs NYM	W	6-2	LIVELY (4-7) / Harvey	19,375	79	1,854,462	2:38	5	32.0	65-95
161	9/30	Sat	N	vs NYM	L	7-4 (11)	Rhama / MORGAN (3-3) / Familia	25,138	80	1,879,600	4:10	5	32.0	65-96
162	10/1	Sun	D	vs NYM	W	11-0	PIVETTA (8-10) / Flexen	25,754	81	1,905,354	3:09	5	31.0	66-96

2017 REVIEW



# TRANSACTIONS

## APRIL

- 4/2** RHP Zach Eflin placed on 10-day DL (retro to 3/30) to continue rehabilitation from knee surgeries
- 4/11** RHP Zach Eflin activated from 10-day DL and optioned to Lehigh Valley (AAA)  
LHP Adam Morgan optioned to Lehigh Valley (AAA)
- 4/12** RHP Luis Garcia recalled from Lehigh Valley (AAA)
- 4/18** RHP Clay Buchholz placed on 10-day DL (retro to 4/15) with a torn right flexor tendon  
RHP Zach Eflin recalled from Lehigh Valley (AAA)  
OF Howie Kendrick placed on 10-day DL (retro to 4/16) with a right abdominal strain  
RHP Mark Leiter Jr. contract selected from Lehigh Valley (AAA)
- 4/19** RHP Pat Neshek placed on paternity list  
RHP Ben Lively recalled from Lehigh Valley (AAA)
- 4/21** RHP Pat Neshek reinstated from paternity list  
RHP Ben Lively optioned to Lehigh Valley (AAA)
- 4/22** RHP Clay Buchholz transferred from 10-day DL to 60-day DL  
INF/OF Ty Kelly acquired from Toronto Blue Jays
- 4/24** RHP Aaron Nola placed on 10-day DL (retro to 4/21) with a lower back strain
- 4/25** INF/OF Ty Kelly added to 25-man roster
- 4/29** RHP Luis Garcia optioned to Lehigh Valley (AAA)
- 4/30** RHP Nick Pivetta recalled from Lehigh Valley (AAA)

## MAY

- 5/5** INF/OF Ty Kelly optioned to Lehigh Valley (AAA)  
RHP Jake Thompson recalled from Lehigh Valley (AAA)
- 5/9** RHP Jeanmar Gómez placed on 10-day DL (retro to 5/6) with a right elbow impingement  
INF/OF Ty Kelly recalled from Lehigh Valley (AAA)
- 5/10** RHP Jake Thompson optioned to Lehigh Valley (AAA)
- 5/12** RHP Luis Garcia recalled from Lehigh Valley (AAA)
- 5/18** RHP Nick Pivetta optioned to Lehigh Valley (AAA)
- 5/19** LHP Adam Morgan recalled from Lehigh Valley (AAA)
- 5/20** LHP Adam Morgan optioned to Lehigh Valley (AAA)
- 5/21** RHP Aaron Nola activated from 10-day DL
- 5/23** OF Daniel Nava placed on 10-day DL (retro to 5/21) with a left hamstring strain  
LHP Adam Morgan recalled from Lehigh Valley (AAA)
- 5/24** LHP Adam Morgan optioned to Lehigh Valley (AAA)
- 5/25** RHP Jeanmar Gómez activated from 10-day DL
- 5/28** RHP Zach Eflin optioned to Lehigh Valley (AAA)
- 5/29** OF Howie Kendrick activated from 10-day DL
- 5/31** RHP Vince Velasquez placed on 10-day DL with a right elbow flexor strain  
RHP Ricardo Pinto recalled from Lehigh Valley (AAA)

## JUNE

- 6/2** OF Daniel Nava activated from 10-day DL  
RHP Ricardo Pinto optioned to Lehigh Valley (AAA)
- 6/3** RHP Mark Leiter Jr. optioned to Lehigh Valley (AAA)  
RHP Ben Lively recalled from Lehigh Valley (AAA)  
RHP Joaquin Benoit placed on 10-day DL (retro to 6/1) with a left knee sprain  
LHP Adam Morgan recalled from Lehigh Valley (AAA)
- 6/4** INF/OF Brock Stassi optioned to Reading (AA)
- 6/5** RHP Nick Pivetta recalled from Lehigh Valley (AAA)
- 6/8** LHP Joely Rodríguez designated for assignment  
RHP Casey Fien contract selected from Lehigh Valley (AAA)
- 6/11** INF César Hernández placed on 10-day DL with a left oblique strain  
RHP Joaquin Benoit activated from 10-day DL
- 6/20** RHP Jeanmar Gómez and OF Michael Saunders designated for assignment  
LHP Hoby Milner and OF Cameron Perkins contracts selected from Lehigh Valley (AAA)  
RHP Jerad Eickhoff placed on 10-day DL with an upper back strain  
INF/OF Brock Stassi recalled from Lehigh Valley (AAA)
- 6/23** RHP Casey Fien placed on 10-day DL (retro to 6/21) with a right rotator cuff strain  
RHP Mark Leiter Jr. recalled from Lehigh Valley (AAA)  
RHP Edubray Ramos optioned to Lehigh Valley (AAA)  
RHP Ricardo Pinto recalled from Lehigh Valley (AAA)
- 6/30** INF/OF Howie Kendrick placed on 10-day DL (retro to 6/28) with a left hamstring strain  
OF Nick Williams recalled from Lehigh Valley (AAA)

## JULY

- 7/8** RHP Ben Lively optioned to Lehigh Valley (AAA)
- 7/9** RHP Jerad Eickhoff activated from 10-day DL
- 7/17** OF Aaron Altherr placed on 10-day DL (retro to 7/15) with a right hamstring strain  
INF César Hernández activated from 10-day DL  
RHP Mark Leiter Jr. optioned to Lehigh Valley (AAA)

## JULY (continued)

- 7/18** RHP Vince Velasquez activated from 10-day DL
- 7/21** INF/OF Brock Stassi optioned to Lehigh Valley (AAA)  
INF/OF Howie Kendrick activated from 10-day DL
- 7/25** RHP Ricardo Pinto optioned to Lehigh Valley (AAA)  
RHP Jake Thompson recalled from Lehigh Valley (AAA)
- 7/26** OF Daniel Nava placed on 10-day DL (retro to 7/23) with a left hamstring strain  
OF Aaron Altherr activated from 10-day DL  
RHP Pat Neshek traded to Colorado Rockies
- 7/28** RHP Jesen Therrien contract selected from Lehigh Valley (AAA)  
INF/OF Howie Kendrick traded to Washington Nationals  
RHP Jeremy Hellickson traded to Baltimore Orioles  
OF Hyun Soo Kim acquired from Baltimore Orioles
- 7/29** RHP Pedro Beato contract selected from Lehigh Valley (AAA)
- 7/30** RHP Pedro Beato placed on 10-day DL with a left hamstring strain  
RHP Mark Leiter Jr. recalled from Lehigh Valley (AAA)
- 7/31** RHP Joaquin Benoit traded to Pittsburgh Pirates

## AUGUST

- 8/1** RHP Drew Anderson recalled from Reading (AA)  
RHP Drew Anderson optioned to Reading (AA)  
OF Cameron Perkins optioned to Lehigh Valley (AAA)
- 8/2** RHP Edubray Ramos recalled from Lehigh Valley (AAA)  
OF Daniel Nava activated from 10-day DL
- 8/3** RHP Jake Thompson optioned to Lehigh Valley (AAA)
- 8/4** INF/OF Ty Kelly optioned to Lehigh Valley (AAA)  
C Jorge Alfaro & RHP Ricardo Pinto recalled from Lehigh Valley (AAA)
- 8/5** OF Aaron Altherr placed on 10-day DL with a right hamstring strain  
OF Cameron Perkins recalled from Lehigh Valley (AAA)
- 8/7** C Andrew Knapp placed on 10-day DL with a right-hand contusion (retro to 8/4)
- 8/8** RHP Zach Eflin recalled from Lehigh Valley (AAA)
- 8/9** OF Cameron Perkins optioned to Lehigh Valley (AAA)
- 8/10** 1B Rhys Hoskins contract selected from Lehigh Valley (AAA)
- 8/11** RHP Vince Velasquez placed on 10-day DL with a right middle finger injury  
INF/OF Ty Kelly recalled from Lehigh Valley (AAA)
- 8/15** OF Daniel Nava placed on 10-day DL (retro to 8/12) with a lower back strain  
OF Cameron Perkins recalled from Lehigh Valley (AAA)
- 8/16** RHP Nick Pivetta optioned to Lehigh Valley (AAA)
- 8/17** RHP Pedro Beato designated for assignment  
INF/OF Pedro Florimon contract selected from Lehigh Valley (AAA)
- 8/18** OF Odúbel Herrera placed on 10-day DL (retro to 8/15) with a left hamstring strain
- 8/20** RHP Ben Lively recalled from Lehigh Valley (AAA)
- 8/22** RHP Vince Velasquez transferred to 60-day DL  
RHP Yackel Rios contract selected from Lehigh Valley (AAA)  
RHP Zach Eflin placed on 10-day DL (retro to 8/19) with a right shoulder strain
- 8/23** OF Cameron Perkins optioned to Lehigh Valley (AAA)  
RHP Drew Anderson recalled from Lehigh Valley (AAA)
- 8/24** RHP Ricardo Pinto optioned to Lehigh Valley (AAA)  
RHP Jake Thompson recalled from Lehigh Valley (AAA)  
RHP Jake Thompson optioned to Lehigh Valley (AAA)
- 8/25** OF Daniel Nava activated from 10-day DL
- 8/26** RHP Drew Anderson optioned to Lehigh Valley (AAA)
- 8/27** RHP Nick Pivetta recalled from Lehigh Valley (AAA)
- 8/31** RHP Jerad Eickhoff placed on 10-day DL with nerve irritation in his right hand  
RHP Ricardo Pinto recalled from Lehigh Valley (AAA)  
RHP Juan Nicasio claimed off waivers from Pittsburgh Pirates

## SEPTEMBER

- 9/1** RHP Casey Fien released
- 9/2** LHP Kevin Siegrist claimed off waivers from St. Louis Cardinals
- 9/3** OF Cameron Perkins recalled from Lehigh Valley (AAA)  
RHP Jake Thompson recalled from Lehigh Valley (AAA)
- 9/4** OF Odúbel Herrera activated from 10-day DL  
OF Aaron Altherr activated from 10-day DL
- 9/5** INF/OF Pedro Florimon placed on 60-day DL with a right ankle dislocation  
INF J.P. Crawford contract selected from Lehigh Valley (AAA)
- 9/6** RHP Juan Nicasio traded to St. Louis Cardinals
- 9/11** RHP Jesen Therrien placed on 60-day DL with a right elbow strain  
LHP Zac Curtis claimed off waivers from Seattle Mariners
- 9/12** RHP Zach Eflin transferred to 60-day DL  
RHP Victor Arano contract selected from Lehigh Valley (AAA)  
C Andrew Knapp activated from 10-day DL
- 9/13** OF Daniel Nava placed on 60-day DL with a back strain  
RHP Henderson Álvarez contract selected from Lehigh Valley (AAA)

# HISTORY

GRAND STAND ENTRANCE



# PHILLIES TEAM HISTORY

Philadelphia, a city rich in history and tradition, has played an integral part in professional baseball's history.


The city had several teams of different nicknames as far back as the 1860s, including a team called the Athletics in the National Association, a league that folded in 1875. Several of the stronger teams, including the Athletics, formed the National League, as it is still known today. The other charter members were the Boston Red Caps, Chicago White Stockings, Cincinnati Red Stockings, St. Louis Brown Stockings, Hartford Dark Blues, New York Mutuals and Louisville Grays.

The very first National League game was played in Philadelphia on April 22, 1876, at 25th and Jefferson Streets. Boston won 6-5, before an estimated crowd of 3,000.

Resting in seventh place with a 14-45 record, the Athletics couldn't make their final western trip because of insufficient funds. The team was immediately expelled from the league.

Philadelphia was without a National League franchise until 1883. Following the 1882 season, the Worcester (MA) Brown Stockings were disbanded. The NL wanted a team in Philadelphia so a franchise was awarded to Alfred J. Reach, a former player and Philadelphia sporting goods founder, and attorney Col. John I. Rogers.

Starting a ballclub from scratch, the new owners named the team "Phillies," because they wanted the club to be identified with the city of Philadelphia. The Phillies endure as the oldest, continuous, one-nickname, one-city franchise in all of professional sports, an extraordinary tradition.



Alfred Reach

## FIRST PHILLIES GAME

The Phillies played their first game on May 1, 1883, losing to the Providence Grays, 4-3, at Recreation Park, at 24th Street and Columbia Avenue. The crowd was estimated at 1,200.

It was the start of a tradition in which 2,036 players have put on a Phillies uniform and over 146 million spectators have attended games in the city.

Since none of the players from the Worcester team were part of the sale, the first Phillies roster was made up of ex-minor league players and players from other NL teams. The team finished last, 17-81-1, and total attendance was a reported 55,992.

In 1887, the Phillies moved into a new "magnificent park" at Broad and Huntingdon Streets, which later became known as Baker Bowl (capacity 12,500). An estimated 20,000 fans jammed the park for the first game on April 30, a 19-10 win over the New York Giants.

Starting in 1901, the Phillies shared the Philadelphia baseball scene as the American League was formed. One of the eight AL teams was the Athletics, under manager Connie Mack. Initially, the A's were more successful and popular. A little more than a half-century later, the team was moved to Kansas City, leaving the Phillies as Philadelphia's lone major league ballclub.

The Phillies' first championship came in 1915 when Pat Moran, a former reserve catcher with the Phillies, led them to the pennant in his first year as manager. Grover Cleveland Alexander, a 31-game winner, won the first World Series game against the Boston Red Sox, who then swept the next four games. Woodrow Wilson became the first president to throw out the first ball at a World Series game. The historic moment took place prior to Game 2, Oct. 9, 1915, in Philadelphia.

Alexander was one of three future Hall of Famers on the 1915 pennant-winners. Left-handed pitcher Eppa Rixey and shortstop Dave "Beauty" Bancroft were the others.

The A's, under the stability of one owner, the Shibe family and later Mack, continued to do well, winning back-to-back World Championships in 1929-30. The Phillies, meanwhile, struggled for years under numerous owners, but had a star in outfielder Chuck Klein. The future Hall of Famer began a brilliant career with the Phillies in 1928.

Baker Bowl, once a magnificent ballpark, began to deteriorate. Following 51 years in that park, the Phillies moved to Shibe Park, the home of the A's, on July 4, 1938. In 1953, Shibe Park was renamed Connie Mack Stadium in honor of the A's longtime manager. Following 11 eighth-place finishes in 23 seasons, the A's left town after the 1954 season. The Phillies continued to play their home games in Connie Mack Stadium through 1970.

## CARPENTER ERA BEGINS

Perhaps the most significant move in Phillies history came when the Carpenter family of du Pont wealth in Wilmington, Del., bought the team on Nov. 23, 1943, for an estimated \$400,000.


In an effort to stimulate more interest in the club, Bob Carpenter Jr., the new president, announced a contest was being held to find a nickname for the Phillies. The name Blue Jays was chosen from among 623 suggestions.

Although it still maintained the official Phillies title, the club was known as the Blue Jays for the 1944 and 1945 seasons. The new name was used heavily during that time, but usage began to drop off in the following years and the Blue Jays name never appeared in the newspapers after 1947.

When Carpenter took over as president, he began to pour money into building a minor league system. The efforts paid off rather quickly when a young team nicknamed the Whiz Kids won the 1950 pennant. Dick Sisler hit a dramatic three-run homer in the 10th inning at Ebbets Field to sink the Brooklyn Dodgers, 4-1, on the last day of the season. Unfortunately, a world title eluded the Phillies as they were swept by the New York Yankees in four games. The Whiz Kids had two players that would eventually be enshrined in Cooperstown, pitcher Robin Roberts and outfielder Richie Ashburn.

Eddie Sawyer's young club was expected to be a force for a few years but a third-place tie in 1953 was the best they could do.

As early as that year, a new stadium in Philadelphia was envisioned by Mayor Richardson Dilworth. Fourteen years and many disagreements later, ground was broken for Veterans Stadium, which finally opened on April 10, 1971, with the Phillies defeating the Montreal Expos, 4-1.



Pat Moran



Robin Roberts, Eddie Sawyer and Richie Ashburn

## PHILLIES TEAM HISTORY

Under the leadership of Ruly Carpenter, who replaced his dad as club president in 1972, and General Manager Paul Owens, the Phillies dominated the National League East in the mid-1970s. They won three consecutive division titles starting in 1976, but couldn't get over the hump until 1980, a year after they signed free agent Pete Rose.

Led by manager Dallas Green, the Phillies made it to the World Series that year by defeating the Houston Astros in a gut-wrenching National League Championship Series. Sisler's historic homer in 1950 was replaced as the greatest moment in Phillies history at precisely 11:29 p.m. on Tuesday, Oct. 21, 1980, when Tug McGraw struck out Kansas City's Willie Wilson to give the franchise its first World Championship.

The powerful Phillies teams of that era were anchored by two future Hall of Famers, Steve Carlton, the first pitcher to win four Cy Young Awards, and third baseman Mike Schmidt, a three-time MVP.



Paul Owens, Dallas Green and Ruly Carpenter

### CARPENTER FAMILY SELLS

The end of a different era occurred after the 1981 season. Citing escalating player salaries, the Carpenter family put the Phillies up for sale. Bill Giles, executive vice president under Ruly Carpenter, and five other partners purchased the team for \$30 million.

In just the second year of this new ownership group, the Phillies won their fifth Eastern Division title in eight years. Adding two veterans, Tony Perez and Joe Morgan, to an experienced team created the nickname Wheeze Kids.

Owens, who went from the front office to manage the team in July, guided the Phillies to their fourth Fall Classic by eliminating the Los Angeles Dodgers in the 1983 NLCS. The Baltimore Orioles, however, won the World Series, 4-1.

The next time the Phillies found themselves in the playoffs was 1993, under manager Jim Fregosi. That club went from a last-place finish the previous year to the division title, leading the NL East for all but one day of the season.

As underdogs, the Phillies defeated the favored Atlanta Braves, 4-2, to make their third World Series appearance in the last 13 years. Fregosi joined Moran, Sawyer, Green and Owens as managers who led the Phillies to an NL pennant and a trip to the Fall Classic. However, a very entertaining World Series abruptly ended with Joe Carter's three-run homer, which gave the Toronto Blue Jays their second consecutive World Championship.

### CITIZENS BANK PARK OPENS

Ten years later, the Phillies family said goodbye to Veterans Stadium through a season-long series of "Field of Memories" events, which culminated with an emotional closing ceremony on Sept. 28, 2003, featuring dozens of current and former Phils. The following season, the Phillies moved into Citizens Bank Park, a state-of-the-art, grass and dirt ballpark. The outfield concourse was christened "Ashburn Alley," named after the Phillies' beloved Hall of Fame outfielder and broadcaster.



After four second-place finishes, the Phillies won the NL East in 2007, their first division title in 14 years. With Charlie Manuel at the helm, the Phillies overcame a seven-game deficit with 17 regular-season games remaining to edge the Mets on the last day of the season. However, they were swept in the first round of the playoffs by the Colorado Rockies.

The following year, the Phillies cemented their place in history by winning their second World Championship. After defeating the Milwaukee Brewers in the Division Series and the Los Angeles Dodgers in the National League Championship Series, Brad Lidge's strikeout of Tampa Bay's Eric Hinske on Oct. 29, 2008, started the biggest block party in the history of Philadelphia. Two days later, an estimated 2 million fans attended the parade down Broad Street. After a stop at Lincoln Financial Field, it culminated with an unforgettable on-field ceremony at Citizens Bank Park, where the Phillies were a perfect 7-0 in the playoffs.

In 2009, the Phillies made their second straight World Series appearance, a first in franchise history. It was the club's fifth appearance in the Fall Classic in 30 years, matching the Cardinals and Braves for the most in the NL during that period of time. The Yankees, who led all clubs with eight World Series appearances in the same time frame, defeated the Phillies, four games to two.

The Phillies recorded a franchise-record 102 victories in 2011 and for the second time in as many seasons, they led the majors in wins, a first in club history. That year also brought the team's run of consecutive division titles to five, tied with the Oakland Athletics for the third-longest streak in the Divisional Era (since 1969) among all major league teams, trailing only the Yankees (9) and Braves (14).

Fan support at Citizens Bank Park has been strong since the ballpark opened in 2004. Through their first 10 seasons at the ballpark, the club drew better than 3 million fans eight different times, including the record-setting mark of 3,680,718 in 2011. Highlighting that run was a streak of 257 consecutive regular-season sellouts at Citizens Bank Park from July 7, 2009 to Aug. 6, 2012.

From the 1950 pennant-winners to the great 1976-83 era to the recent 2007-11 dynasty, one theme has been common throughout: homegrown talent. Whether it was Richie Ashburn, Robin Roberts and Del Ennis or Mike Schmidt, Larry Bowa and Greg Luzinski or Chase Utley, Jimmy Rollins and Ryan Howard, the Phillies have largely had their greatest successes relying on their scouting and player development.

One other talented homegrown character is the Phillie Phanatic, who debuted on April 25, 1978. As with the baseball team, the Phanatic, too, is a Philadelphia tradition.



## ALL-TIME ROSTER

Includes all players who have participated in one or more official National League games with the Phillies from 1883-2017, a total of 2,036 players. The most common names in Phillies history have been Miller (14), Smith (12), Johnson (11) and Jones (9).

<b>A</b>	
Abbatichio, Ed	1897-98
Abbott, Fred	1905
Abbott, Kyle	1992-95
Abbott, Paul	2004
Abreu, Bobby	1998-2006
Acosta, Cy	1975
Adams, Bert	1915-19
Adams, Bob	1931-32
Adams, Buster	1943-45; 47
Adams, Mike	2013-14
Adams, Terry	2002-03; 05
Adduci, Jim	1989
Aguayo, Luis	1980-88
Akerfelds, Darrel	1990-91
Albright, Jack	1947
Aldred, Scott	1999-2000
Alexander, Grover	1911-17; 30
Alfaro, Jorge	2016-
Alfonseca, Antonio	2007
Allen, Bob	1890-94
Allen, Bob	1937
Allen, Dick	1963-69; 75-76
Allen, Ethan	1934-36
Allen, Hezekiah	1884
Almon, Bill	1988
Altamirano, Porfirio	1982-83
Altherr, Aaron	2014-
Alvarez, Clemente	2000
Álvarez, Henderson	2017
Amaro, Ruben	1960-65
Amaro, Ruben Jr.	1992-93; 96-98
Ames, Leon	1919
Andersen, Larry	1983-86; 93-94
Anderson, Dave	1889-90
Anderson, Drew	2017
Anderson, Harry	1957-60
Anderson, John	1958
Anderson, Marlon	1998-2002
Anderson, Mike	1971-75; 79
Anderson, Sparky	1959
Andrews, Ed	1884-89
Andrews, Fred	1976-77
Andrews, Stan	1945
Andrus, Bill	1937
Antolick, Joe	1944
Antonelli, John	1945
Arano, Victor	2017
Araujo, Elvis	2015-16
Arias, Alex	1998-2000
Arlett, Buzz	1931
Arnovich, Morrie	1936-40
Asche, Cody	2013-16
Ashburn, Richie	1948-59
Ashby, Andy	1991-92; 2000
Asher, Alec	2015-16
Attreau, Dick	1926-27
Atwood, Bill	1936-40
Aumont, Philippe	2012-15
Averill, Earl	1963
Aviles, Ramon	1979-81
Ayrault, Bob	1992-93
<b>B</b>	
Backman, Wally	1991-92
Baecht, Ed	1926-28
Baez, Dany	2010-11
Bahnson, Stan	1982
Bailey, Andrew	2016
Bair, Doug	1987
Baird, Doug	1919
Baker, Floyd	1954-55
Bako, Paul	2009
Baldschun, Jack	1961-65
Baldwin, Henry	1927
Baller, Jay	1982; 92
Bancroft, Davey	1915-20
Bannister, Alan	1974-75
Barajas, Rod	2007
Barojas, Salome	1988
Barrett, Dick	1943-45
Barrett, Tommy	1988-89
Barron, Tony	1997
Barry, Rich	1969
Barry, Shad	1901-04
Barry, Thomas	1904
Bartell, Dick	1931-34
Bashore, Walt	1936
Bastardo, Antonio	2009-14
Bastian, Charlie	1885-88; 91
Bateman, John	1972
Bates, Bud	1939
Bates, Del	1970
Bates, John	1909-10
Batiste, Kim	1991-94
Battle, Howard	1996
Baumgartner, Stan	1914-16; 21-22
Baumholtz, Frankie	1956-57
Beam, Ernie	1895
Beato, Pedro	2017
Beck, Boom Boom	1939-43
Beck, Fred	1911
Becker, Beals	1913-15
Becker, Bob	1897-98
Bedell, Howie	1968
Bedrosian, Steve	1986-89
Beebe, Fred	1911
Beech, Matt	1996-98
Behan, Peter	1921-23
Belinsky, Bo	1965-66
Bell, David	2003-06
Bell, Juan	1992-93
Bender, Chief	1916-17
Benedict, Art	1883
Benge, Ray	1928-32; 36
Benjamin, Mike	1996
Benjamin, Stan	1939-42
Bennett, Dave	1964
Bennett, Dennis	1962-64
Bennett, Gary	1995-96; 98-01
Bennett, Joe	1923
Bennett, Joel	1999
Benoit, Joaquín	2017
Bentley, Jack	1926
Benton, Stan	1922
Berger, Wally	1940
Berly, John	1932-33
Bernadina, Roger	2013
Bernero, Adam	2006
Bernhard, Bill	1899-1900
Berry, Hodge	1902
Bertrand, Lefty	1936
Betts, Huck	1920-25
Bicknell, Charlie	1948-49
Billingsley, Chad	2015
Bird, Doug	1979
Bisenius, Joe	2007
Bishop, Jim	1923-24
Bittiger, Jeff	1986
Bivin, Jim	1935
Blackburne, Lena	1919
Blackwell, Tim	1976-77
Blake, Sheriff	1931
Blanco, Andrés	2014-17
Blanton, Cy	1940-42
Blanton, Joe	2008-12
Blatnick, Johnny	1948-50
Blattner, Buddy	1949
Blaylock, Marv	1955-57
Blazier, Ron	1996-97
Bloodworth, Jimmy	1950-51
Bocock, Brian	2010
Boever, Joe	1990-91
Bogusevic, Brian	2015
Bohn, T.J.	2008
Boitano, Dan	1978
Boland, Ed	1934-35
Bolen, Stew	1931-32
Bolger, Jim	1959
Bolling, Jack	1939
Booker, Rod	1990-91
Boone, Bob	1972-81
Boozer, John	1962-64; 66-69
Borland, Toby	1994-96; 98
Borowy, Hank	1949-50
Bosetti, Rick	1976
Boskie, Shawn	1994
Bottalico, Ricky	1994-98; 2001-02
Bottenfield, Kent	2000
Bouchee, Ed	1956-60
Bourjos, Peter	2016
Bourn, Michael	2006-07
Bowa, Larry	1970-81
Bowker, John	2011
Bowman, Boom	1955-59
Bowman, Joe	1935-36
Bowman, Sumner	1890
Boyd, Jason	2000
Boyle, Jack	1893-98
Boyle, John	1912
Brack, Gib	1938-39
Brackenridge, John	1904
Bradley, Phil	1988
Brady, Charlie	1905
Bragan, Bobby	1940-42
Bramhall, Art	1935
Brandon, Darrell	1971-73
Brandt, Jackie	1966-67
Bransfield, Kitty	1905-11
Brantley, Cliff	1991-92
Brantley, Jeff	1999-2000
Branyan, Russell	2007
Brashear, Roy	1903
Breitenstein, Alonzo	1883
Brennan, Ad	1910-13
Bressler, Rube	1932
Brett, Ken	1973
Brewer, Billy	1997-99
Brewster, Charlie	1943
Brickell, Fred	1930-33
Briggs, John	1964-71
Brignac, Reid	2014
Brink, Brad	1992-93
Brinker, Bill	1912
Brito, Eude	2005-06
Brittin, Jack	1950-51
Brock, Chris	2000-01
Brogna, Rico	1997-2000
Brouthers, Dan	1896
Brown, Charles	1907-09
Brown, Domicic	2010-15
Brown, Lloyd	1940
Brown, Ollie	1974-77
Brown, Paul	1961-63; 68
Brown, Tom	1951-52
Brown, Willard	1891
Browne, Byron	1970-72
Browne, Earl	1937-38
Browne, George	1901-02; 12
Brownson, Mark	2000
Brugg, Frank	1921
Brummett, Tyson	2012
Bruner, Roy	1939-41
Brunnett, Eric	2008-09
Brusstar, Warren	1977-82
Buchanan, David	2014-15
Buchholz, Clay	2017
Buckley, Dick	1894-95
Buffinton, Charlie	1887-89
Buhl, Bob	1966-67
Bullinger, Kirk	2000
Bullock, Eric	1989
Bunning, Jim	1964-67; 70-71
Burchell, Fred	1903
Burdette, Lew	1965
Burgess, Smoky	1952-55
Burke, Bill	1942; 46
Burk, Mack	1956; 58
Burkart, Elmer	1936-39
Burke, Bobby	1937
Burne, Eddie	1890
Burnett, A.J.	2014
Burns, Bill	1911
Burns, Ed	1913-18
Burns, George	1925
Burrell, Pat	2000-08
Burris, Al	1894
Burriss, Emmanuel	2016
Busby, Red	1941; 43
Buske, Joe	1926
Buskey, Mike	1977
Butcher, Max	1938-39
Butler, Charles	1933
Butler, Rob	1997
Buzhardz, John	1960-61
Byrd, Marlon	2002-05; 14
Byrd, Paul	1998-2001
Byrne, Bob	1913-17
Bystrom, Marty	1980-84
<b>C</b>	
Caballero, Putsy	1944-45; 47-52
Cady, Forrest	1919
Cairo, Miguel	2009
Caldwell, Earl	1928
Caldwell, Ralph	1904-05
Calhoun, Jeff	1987-88
Callahan, Leo	1919
Callahan, Nixey	1894
Callison, Johnny	1960-69
Camilli, Dolph	1934-37
Camnitz, Howie	1913
Camp, Shawn	2014
Campbell, Bill	1984
Campusano, Sil	1990-91
Candini, Milo	1950-51
Cantwell, Mike	1919-20
Capron, Ralph	1913
Cardenal, Jose	1978-79
Cardwell, Don	1957-60
Carlin, Jim	1941
Carlson, Hal	1924-27
Carlton, Steve	1972-86
Carman, Don	1983-90
Carpenter, Andrew	2008-11
Carreno, Amalio	1991
Carrera, Ezequiel	2013
Carsey, Kid	1892-97
Carter, Andy	1994-95
Casey, Dan	1886-89
Cash, Dave	1974-76
Cassian, Ed	1891
Castillo, Braulio	1991-92
Castle, John	1910

# ALL-TIME ROSTER

Castro, Fabio	2006-07	Corridon, Frank	1904-05; 07-09	Demeter, Don	1961-63	Elliott, Jim	1931-34
Castro, Juan	2010	Coste, Chris	2006-09	Dennehy, Tod	1923	Ellis, A.J.	2016
Cater, Danny	1964	Cotter, Dick	1911	Denny, Jerry	1891	Ellis, Ben	1896
Causey, Cecil	1920-21	Cotter, Ed	1926	Denny, John	1982-85	Ellsworth, Dick	1967
Cavanaugh, Pat	1919	Couch, John	1923-25	Denier, Bob	1980-83; 88-89	Elster, Kevin	1995
Cedeño, Domingo	1999	Courtney, Ernie	1905-08	Deshaias, Jim	1995	Emery, Cal	1963
Cedeño, Ronny	2014	Coveleski, Harry	1907-09	Devine, Mickey	1918	Emery, Herrick	1924
Cervenak, Mike	2008	Covington, Chet	1944	Devlin, Jim	1887	Ennis, Del	1946-56
Chalmers, George	1910-16	Covington, Wes	1961-65	Devore, Josh	1913-14	Ennis, John	2007
Chamberlain, Wes	1990-94	Cowan, Billy	1967	Diaz, Bo	1982-85	Enzmann, John	1920
Champion, Bill	1969-72	Cowley, Joe	1987	Dickson, Murry	1954-56	Erickson, Don	1958
Chapin, Darrin	1992	Cox, Danny	1991-92	Diekmann, Jake	2012-15	Erickson, Paul	1948
Chapman, Ben	1945-46	Cox, Larry	1973-75	Dietrick, Bill	1927-28	Escalona, Sergio	2009
Chapman, Travis	2003	Craig, Roger	1966	Dietz, Dutch	1943	Esper, Duke	1890-92
Charlton, Norm	1995	Cravath, Gavvy	1912-20	Dillhoefer, Bill	1918	Espinosa, Nino	1979-81
Chavez, Endy	2005	Crawford, Carlos	1996	Dillard, Gordon	1989	Essegian, Chuck	1958
Cheek, Harry	1910	Crawford, Glenn	1945-46	DiMaggio, Vince	1945-46	Essian, Jim	1973-75
Chen, Bruce	2000-01	Crawford, J.P.	2017	Dineen, Kerry	1978	Estalella, Bobby	1996-99
Cheney, Larry	1919	Crawford, Larry	1937	Dinges, Vance	1945-46	Estrada, Johnny	2001-02
Chetkovich, Mitchell	1945	Crespo, Felipe	2001	Diorio, Ron	1973-74	Etten, Nick	1941-42; 47
Childress, Rocky	1985-86	Crist, Chester	1906	Dishman, Glenn	1996	Evers, John	1917
Childs, Cupid	1888	Cristante, Leo	1951	Dobbs, Greg	2007-10	Ewing, Bob	1910-11
Childs, Pete	1902	Cruz, Henry	1899	Dodd, Robert	1998	Eyre, Scott	2008-09
Chiles, Pearce	1899-1900	Cross, Lave	1892-97	Dodge, John	1912-13	Eyrich, George	1943
Chiozza, Dino	1935	Cross, Monte	1898-1901	Dolan, Alvin	1912-13		
Chiozza, Lou	1934-36	Crouch, Bill	1941	Dolan, Joe	1899-1901	<b>F</b>	
Christenson, Larry	1973-83	Crowley, Jim	2004	Donahue, Charles	1904	Faircloth, Jim (Rags)	1919
Church, Bubba	1950-52	Crowley, John	1884	Donahue, John (Deacon)	1943-44	Fallenstin, Ed	1931
Cieslak, Ted	1944	Crumpler, Roy	1925	Donahue, Red	1898-1901	Fanning, Jack	1894
Clancy, Bud	1934	Cruz, Todd	1978	Donnelly, Blix	1946-50	Farmer, Ed	1974; 82-83
Clark, John	1938	Culp, Ben	1942-44	Donohue, Joe	1891	Farrar, Sid	1883-89
Clark, Mel	1951-55	Culp, Bill	1910	Donovan, Jerry	1906	Farrell, Dick (Turk)	1956-61; 67-69
Clark, Ron	1975	Culp, Ray	1963-66	Dooan, Red	1902-14	Farrell, Jack	1886
Clarke, Jay	1919	Culver, George	1973-74	Doolan, Mickey	1905-13	Fasano, Sal	2006
Clay, Bill	1902	Cummings, Midre	1997	Doster, Dave	1996; 99	Featherston, Taylor	2016
Clay, Danny	1988	Curry, Tony	1960-61	Douglass, Klondike	1898-1904	Feinberg, Ed	1938-39
Clemens, Doug	1966-68	Curtis, Cliff	1911-12	Dowd, Tom	1897	Felix, Harry	1902
Clement, Wallace	1908-09	Curtis, Zac	2017	Dowell, Ken	1987	Feliz, Pedro	2008-09
Clements, Jack	1884-97	Cusick, Tony	1884-87	Downey, Tom	1912	Ferguson, Alex	1927-29
Cloyd, Tyler	2012-13			Downs, Dave	1972	Ferguson, Bob	1883
Coble, Dave	1939	<b>D</b>		Dowse, Tom	1892	Ferguson, Charlie	1884-87
Coffman, Dick	1945	Daal, Omar	2000-01	Doyle, Conny	1883	Fernandez, Chico	1957-59
Coggan, David	2000-02	Dahlgren, Babe	1943	Doyle, Denny	1970-73	Fernandez, Sid	1995-96
Cohen, Al	1933	Dailey, Sam	1929	Doyle, John	1904	Ferrarese, Don	1961-62
Coker, Jimmie	1958; 60-62	Daily, Ed	1885-87	Drake, Solly	1959	Fick, John	1944
Cole, Dave	1955	Dalrymple, Clay	1960-68	Drews, Karl	1951-54	Fields, Jocko	1891
Coleman, Choo Choo	1961	Daniels, Tony	1945	Dubiel, Monk	1948	Fien, Casey	2017
Coleman, John	1883-84	Danks, Jordan	2015	Ducey, Rob	1999-2001	Fiefeld, Jack	1897-99
Coleman, John	1890	Dark, Alvin	1960	Duckworth, Brandon	2001-03	Figgemeier, Frank	1894
Collard, Earl	1930	d'Arnaud, Chase	2015	Dudley, Clise	1931-32	Figueroa, Nelson	2001; 10
Collier, Lou	2004	Darrow, George	1934	Duffy, Hugh	1904-06	File, Larry (Sam)	1940
Collins, Phil	1929-35	Daulton, Darren	1983; 85-97	Dugas, Gus	1933	Fillingim, Dana	1925
Colton, Larry	1968	Davis, Curt	1934-36	Duguey, Oscar	1915-17	Finley, Bob	1943-44
Combs, Pat	1989-92	Davis, Dick	1981-82	Duggleby, Bill	1898; 1901-07	Finn, Mickey	1933
Comer, Steve	1983	Davis, Dixie	1918	Duncan, Mariano	1992-95	Finneran, Joe	1912-13
Command, Jim	1954-55	Davis, George (Kiddo)	1932; 34	Duncan, Vern	1913	Finney, Lou	1947
Compton, Mike	1970	Davis, Jacke	1962	Dunham, Lee	1926	Fireovid, Steve	1984
Condrey, Clay	2006-09	Davis, Kane	2007	Dunkle, Davey	1897-98	Fisher, Newt	1898
Conger, Dick	1943	Davis, Mark	1980-81; 93	Dunn, Jack	1900-01	Fittery, Paul	1917
Conine, Jeff	2006	Davis, Spud	1928-33; 38-39	Dupaugherr, Mike	1884	Fitzgerald, Mike	1918
Conley, Bob	1958	Dawley, Bill	1988	Durbin, Chad	2008-10; 13	Flager, Wally	1945
Conley, Gene	1959-60	Day, Bill	1889-90	Durbin, J.D.	2007	Flaherty, Pat	1910
Conn, Bert	1898; 1900-01	De Fratus, Justin	2011-15	Duren, Ryne	1963-65	Fleming, Tom	1902; 04
Connell, Gene	1931	De Los Santos, Valerio	2003	Durning, George	1925	Fletcher, Art	1920; 22
Connor, Roger	1892	Dean, Wayland	1926-27	Dykstra, Lenny	1989-96	Fletcher, Darrin	1990-91
Connors, Jerry	1892	Decatur, Art	1925-27			Fletcher, Frank	1914
Consolo, Billy	1962	Decker, Harry	1889-90	<b>E</b>		Fletcher, Paul	1993; 95
Contreras, José	2010-12	Deiningor, Otto	1908-09	Easler, Mike	1987	Flick, Elmer	1898-1901
Conway, Bill	1884	De Jesus, Ivan	1982-84	Easton, John	1955; 59	Flitcraft, Hilly	1942
Cook, Dennis	1989-90; 2001	De Jesus, Jose	1990-91	Eastwick, Rawly	1978-79	Floira, Kevin	1995
Cook, Paul	1884	Delahanty, Ed	1888-89; 91-01	Eaton, Adam	2007-08	Florimón, Pedro	2017
Cooley, Duff	1896-99	Delahanty, Tom	1894	Edens, Tom	1994	Flowers, Ben	1956
Cooney, Jimmy	1927	DeLeone, Jose	1992-93	Edwards, Doc	1970	Floyd, Gavin	2004-06
Cooper, Claude	1916-17	Del Greco, Bobby	1960-61; 65	Eflin, Zach	2016-	Fogarty, Jim	1884-89
Corbett, Gene	1936-38	Delker, Ed	1932-33	Eickhoff, Jerad	2015-	Foley, Tom	1985-86
Corcoran, Tim	1983-85	Dellucci, David	2006	Eisenreich, Jim	1993-96	Fonseca, Lew	1925
Cormier, Rheal	2001-06	Del Savio, Gar	1943	Elberfeld, Kid	1898	Fotenot, Mike	2012
Corrales, Pate	1964-65	Demaree, Al	1915-16	Elliott, Ace	1929-32	Footte, Barry	1977-78
Correia, Kevin	2015						

# ALL-TIME ROSTER

Forbes, PJ	2001	Gomez, Ruben	1959-60; 67	Harang, Aaron	2015	Hogg, Brad	1918-19
Ford, Curt	1989-90	Gonzalez, Alex	2006	Harbidge, Bill	1883	Hohman, Bill	1927
Ford, Hod	1924	Gonzalez, Miguel Alfredo	2014	Hardie, Lew	1884	Holden, Joe	1934-36
Fortune, Gary	1916; 18	Gonzalez, Orlando	1978	Harman, Bill	1941	Holke, Walt	1923-25
Foster, Kevin	1993	Gonzalez, Severino	2015-16	Harman, Brad	2008	Hollmad, Al	1983-85
Fox, Henry	1902	Gonzalez, Tony	1960-68	Harmon, Chuck	1957	Hollands, Mario	2014
Fox, Howie	1952	Good, Wilbur	1916	Harmon, Terry	1967; 69-77	Holley, Ed	1932-34
Fox, Terry	1966	Gorbous, Glen	1955-57	Harper, George	1894	Hollingsworth, Al	1938-39
Foxen, Bill	1908-10	Gordon, Tom	2006-08	Harper, George	1924-26	Hollins, Dave	1990-95; 2002
Foxx, Jimmie	1945	Gorman, Howard	1937-38	Harrell, Ray	1939	Hollmig, Stan	1949-51
Francisco, Ben	2009-11	Gorman, Tom	1986	Harrelson, Bud	1978-79	Holloway, Jim	1929
Franco, Julio	1982	Gormley, Ed	1891	Harrington, Mickey	1963	Holzemer, Mark	2000
Franco, Maikel	2014-	Goulish, Nick	1944-45	Harris, Gene	1995	Hoover, Buster	1884
Francoeur, Jeff	2015	Grabarkewitz, Bill	1973-74	Harris, Greg	1988-89	Hoover, Paul	2009-10
Francona, Tito	1967	Grabowski, Reggie	1932-34	Harris, Herb	1936	Hudkins, Marty	1934
Frandsen, Kevin	2012-13	Grace, Earl	1936-37	Harris, Reggie	1997	Horst, Jeremy	2012-13
Franklin, Ryan	2006	Grace, Mike	1995-99	Hartley, Mike	1991-92	Hoskines, Rhys	2017
Fraser, Chick	1899-1900; 02-04	Grady, Mike	1894-97	Hartranft, Charles	1913	Houston, Harry	1906
Freed, Ed	1942	Graham, George	1912	Hasenmayer, Don	1945-46	Houston, Tyler	2003
Freed, Roger	1971-72	Graham, Wayne	1963	Haslin, Mickey	1933-36	Howard, Ryan	2004-16
Freeman, Marvin	1986; 88-90	Grahe, Joe	1999	Hatcher, Billy	1994	Howell, Ken	1989-90
Freese, Gene	1959	Grant, Ed	1907-10	Hawks, Nelson	1925	Howley, Dan	1913
Frey, Steve	1995-96	Grant, Jim	1923	Hayes, Charlie	1989-91; 95	Hubbell, Bill	1920-25
Friberg, Barney	1925-32	Grasmick, Lou	1948	Hayes, Von	1983-91	Huber, Clarence	1925-26
Frink, Fred	1934	Grate, Don	1945-46	Head, Ralph	1923	Hudner, Rex	1997-98
Fritz, Larry	1975	Graulich, Lew	1891	Hearn, Jim	1957-59	Hudson, Charles	1983-86
Froelich, Bill	1909	Gray, John	1958	Heathcote, Cliff	1932	Hughes, Keith	1987
Frohworth, Todd	1987-90	Green, Dallas	1960-64; 67	Hebner, Richie	1977-78	Hughes, Roy	1939-40; 46
Frye, Charley	1940	Green, June	1928-29	Heflin, Bronson	1996	Hughes, Tom	1941-42; 46-47
Fryman, Woodie	1968-72	Green, Tyler	1993; 95-98	Hegan, Jim	1958-59	Hulen, Bill	1896
Fuchs, Charlie	1943	Greene, Tommy	1990-95	Heintzelman, Ken	1947-52	Hulswitt, Rudy	1902-04
Fullis, Chick	1933-34	Greene, Willie	1902	Hellickson, Jeremy	2016-17	Hume, Tom	1986-87
Fultz, Aaron	2005-06	Greengrass, Jim	1955-56	Helms, Wes	2007	Humphries, Albert	1910-11
Fultz, Dave	1898-99	Greenwood, Bob	1954-55	Heltzel, Heinie	1944	Humphries, Jack	1946
		Grey, Bill	1890-91	Hemingway, Edson	1918	Hunter, Brian L.	2001
		Grim, John	1888	Hemsley, Rollie	1946-47	Hunter, Brian R.	2000
		Grimsley, Jason	1989-91	Hemus, Solly	1956-58	Hunter, Cedric	2016
		Grimes, Oscar	1926	Henderson, Hardie	1883	Hunter, Rich	1996
		Grissom, Lee	1941	Hendrick, Harvey	1934	Hurst, Don	1928-34
		Groat, Dick	1966-67	Henline, Butch	1921-26	Hutto, Jim	1970
		Gross, Emil	1883	Hennessey, George	1942	Hutton, Tom	1972-77
		Gross, Greg	1979-88	Henrich, Fritz	1924		
		Gross, Kevin	1983-88	Henry, Jim	1939		
		Grotewold, Jeff	1992	Herbert, Ray	1965-66	Ibañez, Raúl	2009-11
		Gumbert, Ad	1896	Hernaiz, Jesus	1974	Ibarg, Ham	1902
		Gunning, Tom	1887	Hernández, César	2013-	Iguchi, Tadahito	2007; 08
		Gutierrez, Jackie	1988	Hernandez, David	2016	Imlay, Doc	1913
		Gwynn, Tony Jr.	2014	Hernandez, Jose	2006	Incaviglia, Pete	1993-94; 96
				Hernandez, Roberto	2004	Inks, Bert	1896
				Hernandez, Roberto	2014	Iorg, Dane	1977
				Hernandez, Willie	1983	Ireland, Harold	1914
				Hernandez, Yoel	2007	Irwin, Arthur	1886-89; 94
				Hernon, David	2010-12	Isales, Orlando	1980
				Herr, Tommy	1989-90		
				Herrera, Odúbel	2015-		
				Herrera, Pancho	1958; 60-61		
				Herrmann, Frank	2016	Jacklitsch, Fred	1900-02; 07-10
				Herrnstein, John	1962-66	Jackson, Danny	1993-94
				Heusser, Ed	1938; 48	Jackson, Grant	1965-70
				Higbe, Kirby	1939-40	Jackson, John	1933
				High, Andy	1934	Jackson, Ken	1987
				Hiland, John	1885	Jackson, Larry	1966-68
				Hilgendorf, Tom	1975	Jackson, Mike	1970
				Hill, Koyie	2014	Jackson, Mike	1986-87
				Hiller, Chuck	1967	Jacobs, Bill	1914; 18-19
				Hilly, Pat	1914	Jacquez, Thomas	2000
				Hilsey, Charlie	1883	Jahn, Art	1928
				Hinch, A.J.	2004	James, Chris	1986-89
				Hinojosa, Daliar	2015-16	James, Jeff	1968-69
				Hisle, Larry	1968-71	Javier, Stan	1992
				Hoak, Don	1963-64	Jefferies, Gregg	1995-98
				Hoch, Harry	1908	Jeffries, Irvine	1934
				Hodge, Bert	1942	Jelks, Greg	1987
				Hodkey, Eli	1946	Jeltz, Steve	1983-89
				Hodson, George	1895	Jenkins, Fergie	1965-66
				Hoerner Joe	1970-72; 75	Jenkins, Geoff	2008
				Hoerst, Frank	1940-42; 46-47	Jennings, Hugh	1901-02
				Hoffman, Bill	1939	Jimenez, Cesar	2013-15
						Johnson, Alex	1964-65

## G

## H

## I

## J

# ALL-TIME ROSTER

Johnson, Charles	1908	Kleinans, Ted	1934	Lersch, Barry	1969-73	Madrid, Alex	1988-89
Johnson, Darrell	1961	Kleinow, Red	1911	Lerud, Steven	2012-13	Madson, Ryan	2003-11
Johnson, Davey	1977-78	King, Bill	1891	Leslie, Roy	1922	Maduro, Calvin	1996-97
Johnson, Deron	1969-73	Klippstein, John	1963-64	Letchas, Charlie	1939; 44; 46	Magee, Bill	1899; 1902
Johnson, Jerry	1968-69	Knabe, Otto	1907-13	Levan, Jesse	1947	Magee, Sherry	1904-14
Johnson, John	1894	Knapp, Andrew	2017	Levy, Ed	1940	Magee, Wendell Jr.	1996-99
Johnson, Ken	1950-51	Knell, Phil	1892	Lewis, Burt	1924	Mahaffey, Art	1960-65
Johnson, Si	1940-43; 46	Knically, Alan	1985	Lewis, Fred	1883	Mahan, Art	1940
Johnson, Syl	1934-40	Knight, Jack	1925-26	Lewis, Mark	1998	Mahar, Frank	1902
Johnson, Tom	1897	Knight, Joe	1884	Lezcano, Sixto	1983-84	Maharg, Bill	1916
Johnstone, Jay	1974-78	Knothe, Fritz	1933	Lidge, Brad	2008-11	Maher, Tom	1902
Jok, Stan	1954	Knothe, George	1932	Lidle, Cory	2004-06	Main, Miles	1918
Jones, Alex	1894	Knowles, Darold	1966	Lieber, Jon	2005-07	Malis, Cy	1934
Jones, Barry	1992	Koecher, Dick	1946-48	Lieberthal, Mike	1994-2006	Malkmus, Bobby	1960-62
Jones, Dale	1941	Koegel, Pete	1971-72	Lincoln, Brad	2014	Mallon, Les	1931-32
Jones, Doug	1994	Konetchy, Ed	1921	Lindblom, Josh	2012	Malone, Chuck	1990
Jones, Jesse	1923	Konstanty, Jim	1948-54	Lindell, Johnny	1953-54	Mancuso, Gus	1945
Jones, Nippy	1952	Koosman, Jerry	1984-85	Lindeman, Jim	1991-92	Mangus, George	1912
Jones, Ron	1988-91	Koppe, Joe	1959-61	Lindsey, Doug	1991; 93	Manning, Jack	1883-85
Jones, Todd	2004	Koster, Fred	1931	Linz, Phil	1966-67	Manship, Jeff	2014
Jones, Willie	1947-59	Koupal, Lou	1929-30	Linzy, Frank	1974	Manto, Jeff	1993
Jonnard, Buckber	1926-27; 35	Kowalik, Fabian	1936	LiPetri, Angelo	1956; 58	Mariot, Michael	2016
Jordan, Buck	1938	Koy, Ernie	1942	Lipp, Tom	1897	Marnie, Hal	1940-42
Jordan, Charlie	1896	Kracher, Joe	1939	Liriano, Pedro	2005	Maroney, Jim	1910
Jordan, Kevin	1995-2001	Kratz, Erik	2011-13; 15	Lis, Joe	1970-72	Mallon, Tom	1992; 94-95
Jordan, Niles	1951	Kraus, Tex	1943; 45	Liska, Ad	1932-33	Marshall, Doc	1904
Jordan, Ricardo	1996	Kroll, Gary	1964	Litwhiler, Danny	1940-43	Marshall, Rube	1912-14
Jordan, Ricky	1988-94	Krueger, Otto	1905	Lively, Ben	2017	Marson, Lou	2008-09
Jorgens, Orville	1935-37	Krug, Henry	1902	Livingston, Mickey	1941-43	Martel, Leon	1909
Joseph, Rick	1967-70	Kruk, John	1989-94	Loan, Mike	1912	Martin, Ethan	2013-14
Joseph, Tommy	2016-	Krukow, Mike	1982	Robert, Hans	1911-14	Martin, Herschel	1937-40
Judd, Oscar	1945-48	Kucek, Jack	1979	Lock, Don	1967-69	Martin, Jerry	1974-78
Juden, Jeff	1994-95	Kuenn, Harvey	1966	Locke, Bobby	1962-64	Martin, Jack	1914
Jumonville, George	1940-41	Kuzava, Bob	1955	Loewen, Adam	2015	Martin, Renie	1984
Junge, Eric	2002-03			Loewer, Carlton	1998-99	Martinez, Carmelo	1990
Jurisich, Al	1946-47			Lofton, Kenny	2005	Martinez, Manny	1996
				Lohrke, Jack	1952-53	Martinez, Michael	2011-13
	<b>K</b>	Laforest, Pete	2007	Lohrman, Bill	1934	Martinez, Pedro	2009
		LaGrow, Lerrin	1980	Lohse, Kyle	2007	Martinez, Ramon	2005
Kaat, Jim	1976-79	Lajoie, Nap	1896-1900	Lonborg, Jim	1973-79	Marty, Joe	1939-41
Kahoe, Mike	1905	Lake, Steve	1989-92	Long, Herman	1904	Mason, Hank	1958; 60
Kane, Harry	1905-06	Lakeman, Al	1947-48	Longmire, Tony	1993-95	Mason, Roger	1993-94
Kantlehner, Erv	1916	LaMaster, Wayne	1937-38	Lonnelt, Joe	1956-59	Masters, Walt	1937
Kappel, Joe	1884	Lambert, Gene	1941-42	Lopata, Stan	1948-58	Masterson, Paul	1940-42
Karl, Andy	1943-46	Lampe, Henry	1895	Lopatka, Art	1946	Mathews, Greg	1992
Karp, Ryan	1995; 97	Landrums, Don	1957	Lopez, Aquilino	2005	Mathieson, Scott	2006; 10-11
Kata, Matt	2005	Lannan, John	2013	Lopez, Marcelino	1963	Matteson, Henry	1914
Kaufmann, Tony	1927	Lanning, Tom	1938	Lopez, Rodrigo	2009	Mathews, Gary	1981-83
Kazanski, Ted	1953-58	Lapihuska, Andy	1942-43	Lord, Carlton	1923	Mathewson, Dale	1943-44
Keating, Chick	1926	LaPoint, Dave	1991	Lough, David	2016	Matuszek, Len	1981-84
Keefe, Tim	1891-93	LaPointe, Ralph	1947	Loughlin, Larry	1967	Maul, Al	1887; 1900
Keegan, Ed	1959; 62	Larson, Dan	1978-81	Lovenguth, Lynn	1955	Maun, Ernie	1926
Keenan, James	1920-21	Lauder, Billy	1898-99	Loviglio, Jay	1980	Mauney, Dick	1945-47
Keener, Harry	1896	Lavalliere, Mike	1984	Lovullo, Torey	1999	Mauser, Tim	1991; 93
Keister, Bill	1903	Lavender, Jim	1917	Lowrey, Peanut	1955	May, Derrick	1997
Kelleher, Hal	1935-38	Laxton, Bill	1970	Lucas, Fred	1935	May, Pinky	1939-43
Kelly, Bill	1928	Leach, Fred	1923-28	Lucid, Con	1895-96	Mayberry, John Jr.	2009-14
Kelly, Charlie	1883	Leahy, Dan	1896	Lucier, Louis	1944-45	Mayer, Ed	1890-91
Kelly, Kick	1883	LeBourveau, Bevo	1919-22	Luderus, Fred	1910-20	Mayer, Erskine	1912-18
Kelly, Mike	1926	Ledee, Ricky	2002-04	Lukens, Al	1894	Mayes, Paddy	1911
Kelly, Ty	2017	Lee, Bill	1943-45	Luna, Hector	2012	Mayo, Jack	1948-53
Kenders, Al	1961	Lee, Cliff	1921-24	Lupien, Tony	1944-45	Mazera, Mike	1940
Kendrick, Howie	2017	Lee, Cliff P.	2009; 11-14	Lush, John	1904-07	McAvoy, George	1914
Kendrick, Kyle	2007-14	Lee, Harold	1931-33	Luzinski, Greg	1970-80	McBride, Bake	1977-81
Kennedy, John	1957	Lee, Travis	2000-02	Lyle, Sparky	1980-82	McCarthy, Tommy	1886-87
Kennedy, Vern	1944-45	Lefebvre, Joe	1983-86	Lynch, Tom	1884-85	McCarver, Tim	1970-72; 75-80
Kerksieck, Bill	1939	Legg, Greg	1986-87	Lyons, Harry	1887	McCauley, Al	1890
Kern, Jim	1984	Lehman, Ken	1961	Lyons, Terry	1929	McClellan, Bill	1883-84
Killefer, Bill	1911-17	Lehr, Clarence	1911			McCloskey, John	1906-07
Kilroy, Mike	1891	Leiper, Dave	1996			McCormack, Don	1980-81
Kim, Hyun Soo	2017	Leiter, Mark	1997-98		<b>M</b>	McCormick, Frank	1946-47
Kimball, Newt	1943	Leiter Jr., Mark	2017	Mabry, John	2002	McCormick, Moose	1908
Kimmick, Walt	1925-26	Lemon, Jim	1963	MacDonald, Harvey	1928	McCurdy, Harry	1930-33
King, Lee	1921-22	Lennox, Ed	1928	Machado, Anderson	2003	McDonald, John	2013
Kipper, Thornton	1953-55	Leon, Izzy	1945	Mackanic, Pete	1978-79	McDonough, Ed	1909-10
Klaus, Billy	1962-63	Leonard, Dutch	1947-48	Madden, Tom	1911	McDowell, Roger	1989-91
Klein, Chuck		Lepcio, Ted	1960	Maddox, Garry	1975-86	McElroy, Chuck	1989-90
	1928-33; 36-39; 40-44	Lerch, Randy	1975-80; 86	Maddux, Mike	1986-89	McElroy, Jim	1884
Klein, Phil	2016	Lerian, Walt	1928-29	Madison, Art	1895		



# ALL-TIME ROSTER

McFadden, Barney	1902	Moore, Euel	1934-36	Nieto, Tom	1989-90	Pence, Hunter	2011-12
McFarland, Ed	1897-1901	Moore, John	1934-37	Nieves, Wil	2014	Penson, Paul	1954
McFetridge, Jack	1890; 1903	Moran, Pat	1910-14	Nix, Jayson	2014	Peraza, Luis	1969
McGaffigan, Patsy	1917-18	Morandini, Mickey	1990-97; 2000	Nix, Laynce	2012-13	Perez, Juan	2011
McGill, Willie	1895-96	Morehead, Seth	1957-59	Nixon, Al	1926-28	Perez, Tomas	2000-05
McGinnis, Gus	1893	Moreland, Keith	1978-81	Nola, Aaron	2015-	Perez, Tony	1983
McGowan, Dustin	2015	Morelock, Harry	1891-92	Nolan, The Only	1885	Perez, Yorkis	1998-99
McGraw, Bob	1928-29	Morlen, Lew	1907-10	Noles, Dickie	1979-81; 90	Perkins, Cameron	2017
McGraw, Tug	1975-84	Morgan, Adam	2015-	Nops, Jerry	1896	Person, Robert	1999-2002
McGuire, Deacon	1886-88	Morgan, Bob	1954-57	Norris, Leo	1936-37	Peterman, Bill	1942
McInnis, John	1927	Morgan, Joe	1960	Northey, Ron	1942-44; 46-47; 57	Peters, John	1921-22
McKee, Rogers	1943-44	Morgan, Joe	1983	Novikoff, Lou	1946	Peters, Kent	1952-53
McLaughlin, Barnie	1887	Morris, John	1966	Nunez, Abraham	2006-07	Pettibone, Jonathan	2013-14
McLaughlin, Warren	1900; 03	Morris, John	1991	Nye, Ryan	1997-98	Pettit, Leon	1937
McLeod, Jim	1933	Morrison, Jim	1977-78			Pezzullo, Pretzels	1935-36
McLish, Cal	1962-64	Morton, Charlie	2016	<b>O</b>		Pfeil, Bobby	1971
McMillon, Billy	1997	Morton, Sparrow	1884	Oana, Prince	1934	Phillee, Dave	1958-60
McPherson, John	1904	Moser, Walt	1906	Oates, Johnny	1975-76	Phillips, Adolfo	1964-66
McQuillan, George		Moss, Brandon	2011	Oberholtzer, Brett	2016	Phillips, Buz	1930
	1907-10; 15-16	Mott, Bitsy	1945	O'Brien, Frank	1923	Phillips, J.R.	1996
McWilliams, Larry	1989	Motz, Frank	1890	O'Connor, Frank	1893	Phillips, Taylor	1959-60
Meadows, Henry	1919-23	Moyer, Jamie	2006-10	O'Donnell, Harry	1927	Piatt, Wiley	1898-1900
Meadows, Louie	1990	Mrozinski, Ron	1954-55	O'Doul, Lefty	1929-30	Piccuto, Nick	1945
Melendez, Francisco	1984; 86	Mueller, Heinie	1938-41	Oeschger, Joe	1914-19; 24	Pickrel, Clarence	1933
Melton, Rube	1941-42	Mulcahy, Hugh	1935-40; 45-46	Offerman, Jose	2005	Pickup, Ty	1918
Meoli, Rudi	1979	Mulholland, Terry	1989-93; 96	Ogando, Nefi	2015	Pierce, Ray	1925-26
Mercado, Hector	2002-03	Mullen, Ford (Moon)	1944	Ogea, Chad	1999	Pierce, Dick	1883
Mertes, Sam	1896	Mulligan, Dick	1946	Oldis, Bob	1962-63	Pierre, Juan	2012
Mesa, Jose	2001-03; 07	Mulvey, Joe	1883-89; 92	Olivares, Omar	1995	Pillette, Duane	1956
Metz, Len	1923-25	Muniz, Manny	1971	Oliver, Al	1984	Pina, Horacio	1978
Meusel, Irish	1918-21	Munninghoff, Scott	1980	Oliver, Gene	1967	Pinto, Bill	1922; 24
Meyer, Ben	1925	Munoz, Bobby	1994-97	O'Neal, Oran (Skinny)	1925; 27	Pinto, Ricardo	2017
Meyer, Jack	1955-61	Munson, Red	1905	O'Neal, Randy	1989	Pitko, Alex	1938
Meyer, Russ	1949-52	Murphy, Con	1884	O'Neil, John	1946	Pittinger, Charles	1905-07
Micelotta, Bobby	1954-55	Murphy, Dale	1990-92	Ontiveros, Steve	1989-90	Pivetta, Nick	2017
Michaels, Jason	2001-05	Murphy, Dummy	1914	Oropesa, Eddie	2001	Plantenberg, Erik	1997
Milbourne, Larry	1983	Murphy, Dwayne	1989	O'Rourke, Joe	1929	Plesac, Dan	2002-03
Miller, Bert	1897	Murphy, Ed	1898	Orr, Pete	2011-13	Plock, Walter	1891
Miller, Bob	1949-58	Murphy, Ed	1942	Orth, Al	1895-1901	Podjagny, Johnny	1940-43
Miller, Cyclone	1884	Murphy, Morgan	1898; 1900	Osborn, Fred	1907-09	Poff, John	1979
Miller, Ed	1948-49	Murray, Colton	2015-16	O'Sullivan, Sean	2014-15	Poindexter, Jennings	1939
Miller, Elmer	1929	Murray, Glenn	1996	Oswalt, Roy	2010-11	Polanco, Placido	2002-05; 10-12
Miller, Hugh	1911	Murray, Pat	1919	Otero, Ricky	1996-97	Poland, Hugh	1947
Miller, John	1920-21	Murray, Tom	1894	Owens, Jim	1955-56; 58-62	Politte, Cliff	1999-2002
Miller, Keith	1988-89	Murtaugh, Danny	1941-43; 46	Owens, Red	1899	Poole, Jim	1999
Miller, Leo	1923	Mussill, Barney	1944			Porto, Al	1948
Miller, Ralph	1920-21	Myers, Al	1885; 89-91	<b>P</b>		Portugal, Mark	1997-98
Miller, Roy	1912-13	Myers, Bert	1900	Packard, Gene	1919	Possehl, Lou	1946-48; 51-52
Miller, Russ	1927-28	Myers, Brett	2002-09	Padden, Tommy	1943	Post, Wally	1958-60
Miller, Stu	1956			Padgett, Don	1947-48	Powell, Brian	2004
Miller, Trevor	2000	<b>N</b>		Padilla, Vicente	2000-05	Powell, Jake	1945
Millette, Joe	1992-93	Nagel, Bill	1941	Pagan, Jose	1973	Power, Vic	1964
Millies, Walt	1939-41	Nahem, Sam	1942; 48	Pall, Donn	1993	Powers, Les	1939
Milligan, John	1928-31	Nahorodny, Bill	1976	Palmer, David	1988	Pratt, Todd	1992-94; 2001-05
Millwood, Kevin	2003-04	Nash, Billy	1896-98	Palmer, Lowell	1969-71	Prendergast, Mike	1918-19
Milnar, Al	1946	Nash, Jim	1972	Palys, Stan	1953-55	Pridie, Jason	2012
Milner, Hoby	2017	Nava, Daniel	2017	Papelbon, Jonathan	2012-15	Prim, Ray	1935
Milton, Eric	2004	Naylor, Earl	1942-43	Pardo, Al	1988-89	Prince, Tom	1999-2000
Mimbs, Michael	1995-97	Neagle, Jack	1883	Paredes, Jimmy	2016	Pritchett, Chris	2000
Miner, Zach	2013	Neale, Greasy	1921	Parent, Mark	1997-98	Proly, Mike	1981
Mitchell, Clarence	1923-28	Neeman, Cal	1960-61	Park, Chan Ho	2009	Pruett, Hub	1927-28
Mitchell, Fred	1903-04	Negray, Ron	1955-56	Parker, Dixie	1923	Puckett, Troy	1911
Mitchell, Larry	1996	Neibauer, Gary	1972	Parkinson, Frank	1921-24	Punto, Nick	2001-03
Mokan, John	1922-27	Neiger, Al	1960	Parrett, Jeff	1989-90; 96	Purcell, Blondie	1883-84
Molinaro, Bob	1982-83	Nelson, Red	1912-13	Parrilla, Sam	1970	Purnell, Jesse	1904
Mollenkamp, Fred	1914	Neris, Héctor	2014-	Parrish, Lance	1987-88	Pyle, Shadow	1884
Monchak, Alex	1940	Neshek, Pat	2017	Paskert, Dode	1911-17		
Money, Don	1968-72	Newell, Tom	1987	Pasquariello, Mike	1919	<b>Q</b>	
Monge, Sid	1982-83	Newhan, David	2000-01	Passeau, Claude	1936-39	Qualls, Chad	2012
Monroe, John	1921	Neswome, Skeeter	1946-47	Paulette, Gene	1919-20	Qualters, Tom	1953; 57-58
Montague, John	1975	Niarhos, Gus	1954-55	Peacock, Johnny	1944-45	Quantrill, Paul	1994-95
Montanez, Willie	1970-75; 82	Nicasio, Juan	2017	Pearce, Frank	1933-35	Quinlan, Tom	1994
Monteagudo, Rene	1945	Nichols, Chester	1930-32	Pearce, Harry	1917-19	Quinn, John	1911
Montgomery, Steve	1999	Nichols, Kid	1905-06	Pearson, Ike	1939-42; 46	Quinn, Roman	2016
Moore, Brad	1988; 90	Nicholson, Bill	1949-53	Peel, Homer	1929	Quintero, Humberto	2013
Moore, Cy	1933-34	Nicholson, Frank	1912	Peguero, Julio	1992	Quirico, Rafael	1996
Moore, Dee	1943; 46	Nickle, Doug	2000-02	Pellagrini, Eddie	1951		
Moore, Earl	1908-13	Niehoff, Bert	1915-17	Pena, Roberto	1968		

# ALL-TIME ROSTER

<b>R</b>							
Rader, Dave	1979	Rojas, Cookie	1963-69	Schott, Gene	1939	Smith, Matt	2006
Rader, Don	1921	Rolen, Scott	1996-2002	Schrenk, Steve	1999-2000	Smith, Phenomenal	1890-91
Raffensberger, Ken	1943-47	Rollins, Jimmy	2000-14	Schriver, Pop	1888-90	Smith, Tom	1895
Raffo, Al	1969	Romero, J.C.	2007-11	Schroll, Al	1959	Smoll, Clyde (Lefty)	1940
Ragan, Pat	1923	Rosario, Francisco	2007	Schu, Rick	1984-87; 91	Smythe, Bill	1929-30
Ragland, Frank	1933	Rose, Pete	1979-83	Schueler, Ron	1974-76	Snelling, Chris	2008
Rambo, Pete	1926	Rosenberg, B.J.	2012-14	Schulmerich, Wes	1933-34	Sorrell, Bill	1965
Ramirez, Elizardo	2004	Rosin, Seth	2015	Schulte, Frank	1917	Sothern, Denny	1926; 28-30
Ramirez, J.C.	2013	Ross, Bob	1956	Schulte, Herman	1940	Spalding, Dick	1927
Ramos, Edgar	1997	Roy, Frank	1903-04	Schulte, John	1928	Sparks, Tully	1897; 1903-10
Ramos, Edubray	2016-	Rowan, Jack	1911	Schultz, Howie	1947-48	Speece, Bryon	1930
Ramos, Pedro	1967	Rowand, Aaron	2006-07	Schultz, Joe	1924-25	Spencer, Ed	1911
Ransom, Cody	2010	Rowe, Schoolboy	1943; 46-49	Schultze, John	1891	Sperry, Stan	1936
Rapp, Joseph	1921-23	Rowell, Bama	1948	Schuster, Patrick	2016	Spindel, Hal	1945-46
Rawley, Shane	1984-88	Roy, Charles	1906	Schwimer, Michael	2011-12	Spoljaric, Paul	1999
Rawlings, Johnny	1920-21	Roy, Luther	1929	Scott, Jack	1927	Spotts, Jim	1930
Raymond, Lou	1919	Roznovsky, Vic	1969	Scott, LeGrant	1939	Spradlin, Jerry	1997-98
Ready, Randy	1989-91; 94-95	Rubie, Bill	1934	Scott, Marshall	1945	Spragins, Homer	1947
Reams, Leroy	1969	Rucker, Dave	1985-86	Seanez, Rudy	2008	Spring, Jack	1955
Rebel, Art	1938	Rudolph, John	1903	Searcy, Steve	1991-92	Springer, Dennis	1995
Redus, Gary	1986	Ruf, Darin	2012-16	Seaton, Tom	1912-13	Springer, Russ	1995-96
Reed, Jerry	1981-82	Ruffcorn, Scott	1997	Sebra, Bob	1988-89	Sproull, Charlie	1945
Reed, Milt	1913-14	Ruffin, Bruce	1986-91	Sedgwick, Duke	1921	Stack, Eddie	1910-11
Reed, Ron	1976-83	Ruiz, Carlos	2006-16	Sefcik, Kevin	1995-2000	Stainback, Tuck	1938
Register, Steven	2009	Rupp, Cameron	2013-	Segovia, Zack	2007	Stairs, Matt	2008-09
Reid, Scott	1969-70	Russell, James	2016	Selma, Dick	1970-73	Stalling, George	1897-98
Reilly, Charlie	1892-95	Russell, John	1984-88	Seminick, Andy	1943-51; 55-57	Stanceu, Charley	1946
Reis, Tommy	1938	Ruthven, Dick	1973-75; 78-83	Semprouch, Ray	1958-59	Stanicek, Steve	1989
Relaford, Desi	1996-2000	Ryal, Mark	1989	Sentelle, Paul	1906-07	Stanley, John	1911
Rementer, Butch	1904	Ryan, Connie	1952-53	Seoane, Manny	1977	Starr, Charlie	1909
Remsen, Jack	1884	Ryan, John	1935	Service, Scott	1988	Stassi, Brock	2017
Rensa, Tony	1930-31	Ryan, Ken	1996-99	Shantz, Bobby	1964	Stearns, John	1974
Repulski, Rip	1957-58	Ryan, Mike	1968-73	Sharrott, John	1893	Stevens, Morrie	1964-65
Revere, Ben	2013-15			Shea, Mervyn	1944	Stein, Justin	1938
Reyes, Carlos	2000	<b>S</b>		Shea, Nap	1902	Steinbrenner, Gene	1912
Reynolds, Ken	1970-72	Sadowski, Bob	1961	Shean, Dave	1908-09	Steineder, Ray	1924
Reynolds, Ronn	1986	Salisbury, Bill	1902	Sheerin, Charles	1936	Stengel, Casey	1920-21
Rhem, Flint	1932-33	Salvo, Manny	1943	Shepherd, Keith	1992	Stephenson, Dummy	1892
Rhodes, Arthur	2006	Samuel, Juan	1983-89	Sherlock, John	1930	Stephenson, Garrett	1997-98
Ricci, Chuck	1995	Sanches, Brian	2006; 12	Shields, Ben	1931	Stephenson, Walter	1937
Rice, Bob	1926	Sanchez, Alejandro	1982-83	Shilling, Jim	1939	Stevens, Bobby	1931
Richardson, Ken	1946	Sand, Heinie	1923-28	Shindle, Bill	1891	Stewart, Dave	1985-86
Richbourg, Lance	1921	Sandberg, Ryne	1981	Shipanoff, Dave	1985	Stewart, Glen	1943-44
Richter, Pete	1974	Sanders, Ben	1888-89	Shockley, Costen	1964	Stewart, Neb	1940
Richie, Lew	1906-09	Sandoval, Danny	2005-06	Short, Chris	1959-72	Stinnett, Kelly	2003
Ridzik, Steve	1950; 52-55; 66	Sanford, Jack	1956-58	Shugart, Frank	1897	Stock, Milt	1915-18
Riley, Lee	1944	Sanicki, Ed	1949; 51	Shultz, Wallace	1911-12	Stocker, Kevin	1993-97
Ring, Jimmy	1921-25; 28	Santana, Julio	2006	Shumaker, Anthony	1999	Stone, Gene	1969
Ringo, Frank	1883-84	Santiago, Benito	1996	Shuman, Harry	1944	Stone, Jeff	1983-87
Rios, Yacksel	2017	Santiago, Jose	2001-02	Sicking, Eddie	1919	Stone, Ron	1969-72
Ripple, Charlie	1944-46	Sardinha, Dane	2010-11	Siegrist, Kevin	2017	Stoner, Lil	1931
Ritchie, Wally	1987-88; 91-92	Saucier, Kevin	1978-80	Sievers, Roy	1962-64	Stoviak, Ray	1938
Ritter, Hank	1912	Saunders, Michael	2017	Sigman, Tripp	1929-30	Strike, John	1886
Rivera, Ben	1992-94	Savage, Harold	1912	Silva, Carlos	2002-03	Strincevich, Nick	1948
Rixey, Eppa	1912-17; 19-20	Savage, Ted	1962	Silvestri, Ken	1949-51	Stuart, Dick	1965
Rizzo, Johnny	1940-41	Savery, Joe	2011-13	Simmons, Curt	1947-50; 52-60	Stuffel, Paul	1950; 52-53
Roa, Joe	2002-03	Sawatski, Carl	1958-59	Simon, Randall	2006	Stumpf, Daniel	2016
Roach, Mel	1962	Saylor, Phil	1891	Simpson, Wayne	1975	Stutes, Michael	2011-13
Roberson, Chris	2006-07	Scanlon, Frank	1909	Singleton, John	1922	Stutz, George	1926
Roberts, Dave W.	1982	Scarce, Mac	1972-74	Sisler, Dick	1948-51	Suhr, Gus	1939-40
Roberts, Ken	2015	Scarritt, Russ	1932	Sivess, Pete	1936-38	Sulik, Ernie	1936
Roberts, Robin	1948-61	Scarson, Steve	1992	Sixsmith Ed	1884	Sullivan, Frank	1961-62
Robertson, Mike	1997	Schaffer, Jim	1966-67	Sizemore, Grady	2014-15	Sullivan, Joe	1894-96
Robertson, Nate	2010	Schall, Gene	1995-96	Sizemore, Ted	1977-78	Sullivan, John	1968
Robinson, Bill	1972-74; 82-83	Schanz, Charley	1944-47	Slagle, Jimmy	1900-01	Sullivan, Tom	1922
Robinson, Craig	1972-73	Scharein, George	1937-40	Slaughter, Barney	1910	Sunday, Billy	1890
Robinson, Don	1992	Schatzeder, Dan	1986-87	Slocumb, Heathcliff	1994-95	Surhoff, Rich	1985
Robinson, Humberto	1959-60	Scheible, John	1894	Smalley, Roy	1955-58	Susce, George	1929
Robles, Mauricio	2013	Schell, Danny	1954-55	Smith, Al	1938-39	Susdorf, Stephen	2013
Rodriguez, Felix	2004	Scherrer, Jany	1988	Smith, Bobby Gene	1960-61	Sutherland, Gary	1966-68
Rodriguez, Joely	2016-17	Schesler, Dutch	1931	Smith, Billy	1962	Sutthoff, Jack	1904-05
Rodriguez, Pedro (Freddy)	1959	Schettler, Lou	1910	Smith, Charley	1961	Sveum, Dale	1992
Roebuck, Ed	1964-66	Schierholtz, Nate	2012	Smith, Edgar	1883	Sweeney, Darnell	2015
Roenicke, Ron	1986-87	Schilling, Curt	1992-2000	Smith, George	1919-22	Sweeney, Mike	2010
Rogodzinski, Mike	1973-75	Schmidt, Fred	1947	Smith, Jacob	1911	Sweetland, Les	1927-30
Rogovin, Saul	1955-57	Schmidt, Mike	1972-89	Smith, Jimmy	1921-22	Swindle, R.J.	2008
		Schneider, Brian	2010-12	Smith, Lonnie	1978-81		

# ALL-TIME ROSTER

<b>T</b>		<b>U</b>					
Taber, Ed	1926-27	Uecker, Bob	1966-67	Walters, Ken	1960-61	Williams, Mitch	1991-93
Tabor, Jim	1946-47	Ulrich, Dutch	1925-27	Waner, Lloyd	1942	Williams, Nick	2017
Taguchi, So	2008	Underwood, Tom	1974-77	Ward, Bryan	2000	Williams, Walt	1903
Taitt, Doug	1931-32	Unser, Del	1973-74; 79-82	Ward, Joe	1906; 09-10	Willingham, Tom	1931-33
Tamulis, Vito	1941	Urbina, Ugueth	2005	Ward, Piggy	1883; 89	Willoughby, Claude	1925-30
Tartabull, Danny	1997	Utley, Chase	2003-15	Ward, Turner	2001	Wilson, Billy	1969-73
Taschner, Jack	2009			Warthen, Dan	1977	Wilson, Glenn	1984-87
Tauby, Fred	1937	<b>V</b>		Warner, Fred	1883	Wilson, Jim	1923-28; 34-38
Taylor, Jack	1892-97	Vadeboncoeur, Gene	1884	Warner, Jackie	1933	Wilson, Maxie	1940
Taylor, Reggie	2000-01	Valdes, Raúl	2012-13	Warren, Bennie	1939-42	Wiltse, Hal	1931
Taylor, Tony	1960-71; 74-76	Valdez, Raúl	2010-11	Wasdell, Jimmy	1943-46	Wine, Bobby	1960; 62-68
Tejeda, Robinson	2005	Valdez, Wilson	2010-11	Washburn, Libe	1903	Wisher, Buck	1997-98
Tekulve, Kent	1985-88	Valent, Eric	2001-02	Watkins, Dave	1969	Winters, Jesse	1921-23
Telemaco, Amaury	1999-2001; 03-05	Valenzuela, Fernando	1994	Watkins, Ed	1902	Wise, Rick	1964; 66-71
Terlecki, Bob	1972	Valo, Elmer	1956; 61	Watkins, George	1935-36	Withrow, Frank	1920; 22
Therrien, Jesen	2017	Van Buren, Deacon	1904	Watson, Milt	1918-19	Wockenfuss, John	1984-85
Thevenow, Tommy	1929-30	Van Dusen, Fred	1955	Watt, Eddie	1974	Woehr, Andy	1923-24
Thigpen, Bobby	1993	Van Dyke, Ben	1909	Watt, Frank	1931	Wolf, Randy	1999-2006
Thoenen, Dick	1967	Van Slyke, Andy	1995	Watwood, John	1939	Wolfe, Bill	1902
Thomas, Bill	1902	Varsho, Gary	1995	Webb, Bill	1943	Wolstenholme, Abe	1883
Thomas, Derrel	1985	Vatcher, Jim	1990	Webster, Lenny	1995	Wolverton, Harry	1900-04
Thomas, Frank	1964-65	Velasquez, Vince	2016-	Wehmeier, Herm	1954-56	Wood, George	1886-89
Thomas, Roy	1899-1908; 10-11	Verban, Emil	1946-48	Wehmeister, Dave	1984	Wood, Pete	1889
Thomas, Tommy	1935	Verbanic, Joe	1966	Weinert, Phil	1919-24	Woods, Jim	1960-61
Thomas, Valmy	1959	Verdel, Al	1944	Weintraub, Phil	1938	Woodward, Frank	1918-19
Thomason, Erskin	1974	Vergez, Johnny	1935-36	Weiser, Bud	1915-16	Wooten, Shawn	2004
Thome, Jim	2003-05; 12	Vickory, Tom	1890; 93	Welch, Mike	1998	Worley, Vance	2010-12
Thompson, Fresco	1927-30	Victorino, Shane	2005-12	Welchance, Harry	1911	Worrell, Tim	2000-05
Thompson, Jake	2016-	Vines, Bob	1925	Wells, Bob	1994	Wrightstone, Russ	1920-28
Thompson, Jocko	1948-51	Vinton, Bill	1884-85	Wells, Casper	2013	Wyatt, Whit	1945
Thompson, Milt	1986-88; 93-94	Virgil, Ozzie	1980-85	Wendell, Lew	1924-26	Wyrostek, Johnny	1946-47; 52-54
Thompson, Sam	1889-98	Vorhees, Cy	1902	Wendell, Turk	2001; 03		
Thon, Dickie	1989-91	Vosberg, Ed	2000-01	Wenz, Fred	1970	<b>Y</b>	
Thornton, John	1891-92	Vukovich, George	1980-82	Werth, Jayson	2007-10	Yarnall, Rusty	1926
Thurston, Joe	2006	Vukovich, John	1970-71; 76-77; 79-81	West, David	1993-96	Yeabsley, Bert	1919
Tierney, Cotton	1923			Westlake, Jim	1955	Yingling, Joe	1894
Timlin, Mike	2002	<b>W</b>		Westlake, Wally	1956	Youmans, Floyd	1989
Tincup, Ben	1914-16; 18	Wagenhurst, Woodie	1888	Weston, Mickey	1992	Young, Bobby	1958
Tinsley, Lee	1996	Wagner, Billy	2004-05	Weyhing, Gus	1892-95	Young, Del	1937-40
Titcomb, Cannonball	1886	Wagner, Gary	1965-69	Wheat, Mack	1920-21	Young, Delmon	2013
Titus, John	1903-12	Wagner, Hal	1948-49	Wheeler, George	1896-99	Young, Dick	1951-52
Todd, Al	1932-35	Waitkus, Eddie	1949-53; 55	White, Bill	1966-68	Young, Michael	2013
Tolan, Bobby	1976-77	Waitt, Charlie	1883	White, C.B.	1883	Young, Mike	1988
Toliver, Fred	1985-87	Walbeck, Matt	2001	White, Deke	1895		
Torgeson, Earl	1953-55	Walczak, Edwin	1945	White, Doc	1901-02	<b>Z</b>	
Torre, Frank	1962-63	Walk, Bob	1980	White, Rick	2006	Zachary, Tom	1936
Tovar, Cesar	1973	Walker, Curt	1921-24	White, Sammy	1962	Zachry, Pat	1985
Townsend, John	1901	Walker, Harry	1947-48	Whiten, Mark	1995-96	Zagurski, Mike	2007; 10-11
Tracy, Andy	2008	Walker, Martin	1928	Whiteside, Matt	1998	Zeile, Todd	1996
Tragesser, Walt	1919-20	Walker, Tyler	2009	Whiting, Jesse	1902	Ziegler, Charlie	1900
Triandos, Gus	1964-65	Wallace, Dave	1973-74	Whitman, Dick	1950-51	Zimmer, Chief	1903
Trillo, Manny	1979-82	Wallace, Doc	1919	Whitney, Pinky	1928-33; 36-39	Zuber, Jon	1996; 98
Trinkle, Ken	1949	Wallace, Harry	1912	Whitrock, Bill	1896		
Triplett, Coaker	1943-45	Wallace, Mike	1973-74	Whitted, George	1915-19		
Tucker, Michael	2005	Walls, Lee	1960-61	Wigginton, Ty	2012		
Turner, Shane	1988	Walrod, Les	2008	Wilber, Del	1951-52		
Turner, Tuck	1893-96	Walsh, August	1927-28	Wilhelm, Kaiser	1921		
Twitchell, Wayne	1971-77	Walsh, Jimmy	1910-13	Williams, Cy	1918-30		
Tyng, Jim	1888	Walsh, John	1903	Williams, George	1961		
Tyson, Turkey	1944	Walsh, Walt	1920	Williams, Jerome	2014-15		
		Walters, Bucky	1934-38	Williams, Mike	1992-96; 2003		

# MANAGERS

There have been 53 managers of the Phillies.

YEAR(S)	NAME	GAMES	W	L	T	PCT	YEAR(S)	NAME	GAMES	W	L	T	PCT
1883	Bob Ferguson	17	4	13	0	.235	1945-1948	Ben Chapman	476	197	277	2	.414
1883	Bill Purcell	82	13	68	1	.165	1948	Dusty Cooke	13	6	6	1	.542
1884-1890	Harry Wright	755	387	351	17	.513	1948-1952	Eddie Sawyer	591	296	292	3	.503
1890	Jack Clements	19	13	6	0	.684	1952-1954	Steve O'Neill	324	182	140	2	.565
1890	Al Reach	11	4	7	0	.364	1954	Terry Moore	77	35	42	0	.455
1890	Bob Allen	35	25	10	0	.714	1955-1958	Mayo Smith	547	264	281	2	.484
1890-1893	Harry Wright	472	249	215	8	.528	1958-1960	Eddie Sawyer	227	94	132	1	.416
1894-1895	Arthur Irwin	263	149	110	4	.574	1960	Andy Cohen	1	1	0	0	1.000
1896	Billy Nash	131	62	68	1	.477	1960-1968	Gene Mauch	1331	645	684	2	.485
1897-1898	George Stallings	180	74	104	2	.417	1968	George Myatt	2	2	0	0	1.000
1898-1902	Bill Shettsline	677	367	303	7	.547	1968-1969	Bob Skinner	215	92	123	0	.423
1903	Chief Zimmer	139	49	86	4	.367	1969	George Myatt	54	19	35	0	.352
1904-1906	Hugh Duffy	464	206	251	7	.430	1970-1972	Frank Lucchesi	399	166	233	0	.416
1907-1909	Bill Murray	458	240	214	4	.528	1972	Paul Owens	80	33	47	0	.413
1910-1914	Red Dooin	775	392	370	13	.514	1973-1979	Danny Ozark	1105	594	510	1	.538
1915-1918	Pat Moran	586	323	257	6	.556	1979-1981	Dallas Green	299	169	130	0	.565
1919	Jack Coombs	62	18	44	0	.290	1982-1983	Pat Corrales	248	132	115	1	.532
1919-1920	Gavvy Cravath	229	91	137	1	.400	1983-1984	Paul Owens	239	128	111	0	.536
1921	Bill Donovan	102	31	71	0	.304	1985-1987	John Felske	384	190	194	0	.495
1921-1922	Kaiser Wilhelm	206	77	128	1	.376	1987-1988	Lee Elia	254	111	142	1	.439
1923-1926	Art Fletcher	612	231	378	3	.380	1988	John Vukovich	9	5	4	0	.556
1927	Stuffy McInnis	155	51	103	1	.332	1989-1991	Nick Leyva	338	148	189	1	.438
1928-1933	Burt Shotton	923	370	549	4	.403	1991-1996	Jim Fregosi	894	431	463	0	.482
1934-1938	Jimmy Wilson	763	280	477	6	.371	1997-2000	Terry Francona	648	285	363	0	.440
1938	Hans Lobert	2	0	2	0	.000	2001-2004	Larry Bowa	645	337	308	0	.522
1939-1941	Doc Prothro	460	138	320	2	.302	2004	Gary Varsho	2	1	1	0	.500
1942	Hans Lobert	151	42	109	0	.278	2005-2013	Charlie Manuel	1416	780	636	0	.551
1943	Bucky Harris	95	40	53	2	.432	2013-2015	Ryne Sandberg	278	119	159	0	.428
1943-1945	Fred Fitzsimmons	283	102	179	2	.364	2015-2017	Pete Mackanin	412	174	238	0	.422

Two-term managers and their records: Wright (636-566); Sawyer (390-424); Lobert (42-111); Myatt (21-35); Owens (161-158)

HISTORY

# ALL-TIME COACHES ROSTER

*Amaro, Ruben	1980-81	Ferrick, Tom	1959	*McLish, Cal	1965-66	*Sandberg, Ryne	2013
Bengough, Benny	1946-58	*Gross, Greg	2001-04; 10-12	McRae, Hal	1997-2000	Scott, Tony	2001-03
Beringer, Carroll	1973-78	*Hebner, Rich	2001	Menke, Denis	1989-96	*Seminick, Andy	1957-58; 67-69
Billmeyer, Mick	2004-13	Henderson, Ramon	1998-2008	*Meyer, Ben	1925-26	*Shea, Merv	1944-45
Bombard, Marc	2005-06	Henderson, Steve	2013-16	Mills, Brad	1997-2000	Shepard, Larry	1967
*Bowa, Larry	1988-96; 2014-17	*Hoak, Don	1967	Mizerock, John	2014-15	Smith, Steve	2007-08
Bristol, Dave	1982-85; 88	Hunter, Fred	1928-31; 33	*Morandini, Mickey	2016-17	*Spalding, Dick	1934-36
Carter, Dick	1959-60	*Johnson, Deron	1982-84	Moses, Wally	1955-58	*Stairs, Matt	2017
*Cash, Dave	1996	*Johnson, Syl	1939-41	Murphy, Dan	1927	Starrette, Herm	1979-81
Cisco, Galen	1997-2000	*Jonnard, Bubber	1935	Myatt, George	1964-72	Sugden, Joe	1926-27
Cohen, Andy	1960	Joyner, Wally	2013	Nichols, Rod	2013-15	Tannehill, Jesse	1920
Combs, Earle	1954	Kerrigan, Joe	2003-04	*Oldis, Bob	1964-66	*Taylor, Tony	1977-79; 88-89
Conroy, Wid	1922	*Killefer, Bill	1942	Onslow, John	1931-32	*Thompson, Milt	2004-10
Cooke, Dusty	1948-52	*Klein, Chuck	1942-45	Osteen, Claude	1982-88	Tiefenauer, Bob	1979
Cottier, Chuck	1997-2000	*Knowles, Darold	1989-90	Perkins, Cy	1946-54	*Unser, Del	1985-88
*Cravath, Gavvy	1923	Kranitz, Rick	2016-	Perlozzo, Sam	2009-12	*Varsho, Gary	2002-06
*Culp, Benny	1946-47	Lanier, Hal	1990-91	Podres, Johnny	1991-96	Velandia, Jorge	2015
Dancy, Bill	2005-06	Lemon, Bob	1961	Posedel, Bill	1958	Vincent, Al	1961-63
Davenport, Jim	1986-87	*#Lobert, Hans	1934-41	*Ragan, Pat	1924	*#Vukovich, John	1988-2004
Davis, Brandy	1972	Lopes, Davey	2007-10	Riddle, Johnny	1959	Whitehill, Earl	1943
DeMars, Billy	1969-81	*Lowrey, Peanuts	1960-66	Rigoli, Joe	1996-97	Widmar, Al	1962-64; 68-69
Dubee, Rich	2005-13	*#Mackanin, Pete	2009-12; 14-15	Rippelmeyer, Ray	1970-78	*#Wilhelm, Kaiser	1921
Earnshaw, George	1949-50	Mayo, Eddie	1952-54	Roberts, Mel	1992-95	Williams, Jimmy	2007-08
*Edwards, Doc	1970-72	McClure, Bob	2014-17	Ruhle, Vern	2001-02	*Wine, Bobby	1972-83
#Elia, Lee	1980-81; 85-87	McDonnell, Maje	1948-57	*Ryan, Mike	1980-95	Wright, Jim	1996
Felske, John	1984	McLaren, John	2016-17	*Samuel, Juan	2011-17	*Wyatt, Whit	1955-57

\* Played for the Phillies # Managed the Phillies

## YEAR-BY-YEAR FINISH

Year	Manager(s)	Finish	W-L-T	Pct.	Attendance
<b>8-TEAM LEAGUE</b>					
1883	Bob Ferguson & Bill Purcell	8	17-81-1	.178	55,992
1884	Harry Wright	6	39-73-1	.350	100,475
1885	Harry Wright	3	56-54-1	.509	150,698
1886	Harry Wright	4	71-43-5	.618	175,623
1887	Harry Wright	2	75-48-5	.605	253,671
1888	Harry Wright	3	69-61-1	.531	151,804
1889	Harry Wright	4	63-64-3	.496	281,869
1890	Harry Wright, Jack Clements, Al Reach & Bob Allen	3	78-53-1	.590	148,366
1891	Harry Wright	4	68-69-1	.496	217,282
<b>12-TEAM LEAGUE</b>					
1892	Harry Wright	4	87-66-1	.568	193,731
1893	Harry Wright	4	72-57-4	.556	293,019
1894	Arthur Irwin	4	71-57-1	.554	352,773
1895	Arthur Irwin	3	78-53-2	.594	474,971
1896	Billy Nash	8	62-68-0	.477	357,025
1897	George Stallings	10	55-77-2	.418	288,816
1898	George Stallings & Bill Shettsline	6	78-71-1	.523	265,414
1899	Bill Shettsline	3	94-58-2	.617	388,933
<b>8-TEAM LEAGUE</b>					
1900	Bill Shettsline	3	75-63-3	.543	301,913
1901	Bill Shettsline	2	83-57-0	.593	234,937
1902	Bill Shettsline	7	56-81-1	.409	112,066
1903	Chief Zimmer	7	49-86-4	.367	151,729
1904	Hugh Duffy	8	52-100-3	.345	140,771
1905	Hugh Duffy	4	83-69-3	.545	317,932
1906	Hugh Duffy	4	71-82-1	.464	294,680
1907	Bill Murray	3	83-64-2	.564	341,216
1908	Bill Murray	4	83-71-1	.539	420,660
1909	Bill Murray	5	74-79-1	.484	303,177
1910	Red Dooin	4	78-75-4	.510	296,597
1911	Red Dooin	4	79-73-1	.520	416,000
1912	Red Dooin	5	73-79-0	.480	250,000
1913	Red Dooin	2	88-63-8	.579	470,000
1914	Red Dooin	6	74-80-0	.481	138,474
1915	<b>Pat Moran</b>	<b>1</b>	<b>90-62-1</b>	<b>.592</b>	<b>449,898</b>
1916	Pat Moran	2	91-62-1	.594	515,365
1917	Pat Moran	2	87-65-2	.571	354,428
1918	Pat Moran	6	55-68-2	.448	122,266
1919	Jack Coombs & Gavvy Cravath	8	47-90-1	.344	240,424
1920	Gavvy Cravath	8	62-91-0	.405	330,998
1921	Bill Donovan & Kaiser Wilhelm	8	51-103-0	.331	273,961
1922	Kaiser Wilhelm	7	57-96-1	.373	232,471
1923	Art Fletcher	8	50-104-1	.326	228,168
1924	Art Fletcher	7	55-96-1	.365	299,818
1925	Art Fletcher	*6	68-85-0	.444	304,905
1926	Art Fletcher	8	58-93-1	.385	240,600
1927	Stuffy McInnis	8	51-103-1	.332	305,420
1928	Burt Shotton	8	43-109-0	.283	182,168
1929	Burt Shotton	5	71-82-1	.464	281,200
1930	Burt Shotton	8	52-102-2	.340	299,007
1931	Burt Shotton	6	66-88-1	.429	284,849
1932	Burt Shotton	4	78-76-0	.506	268,914
1933	Burt Shotton	7	60-92-0	.395	156,421
1934	Jimmy Wilson	7	56-93-0	.376	169,885
1935	Jimmy Wilson	7	64-89-3	.420	205,470
1936	Jimmy Wilson	8	54-100-0	.351	249,219
1937	Jimmy Wilson	7	61-92-2	.400	212,790
1938	Jimmy Wilson & Hans Lobert	8	45-105-1	.301	161,111
1939	Doc Prothro	8	45-106-1	.299	277,973
1940	Doc Prothro	8	50-103-0	.327	207,177
1941	Doc Prothro	8	43-111-1	.281	231,401
1942	Hans Lobert	8	42-109-0	.278	230,183
1943	Bucky Harris & Fred Fitzsimmons	7	64-90-3	.417	466,975
1944	Fred Fitzsimmons	8	61-92-1	.399	369,586
1945	Fred Fitzsimmons & Ben Chapman	8	46-108-0	.299	285,057
1946	Ben Chapman	5	69-85-1	.448	1,045,247
1947	Ben Chapman	*7	62-92-1	.403	907,332
1948	Ben Chapman, Dusty Cooke & Eddie Sawyer	6	66-88-1	.429	767,429
1949	Eddie Sawyer	3	81-73-0	.526	819,698
1950	<b>Eddie Sawyer</b>	<b>1</b>	<b>91-63-3</b>	<b>.589</b>	<b>1,217,035</b>
1951	Eddie Sawyer	5	73-81-0	.474	937,658
1952	Eddie Sawyer & Steve O'Neill	4	87-67-0	.565	755,417
1953	Steve O'Neill	*3	83-71-2	.538	853,644

# YEAR-BY-YEAR FINISH

Year	Manager(s)	Finish	W-L-T	Pct.	Attendance
1954	Steve O'Neill & Terry Moore	4	75-79-0	.487	738,991
1955	Mayo Smith	4	77-77-0	.500	922,886
1956	Mayo Smith	5	71-83-0	.461	934,798
1957	Mayo Smith	5	77-77-2	.500	1,146,230
1958	Mayo Smith & Eddie Sawyer	8	69-85-0	.448	931,110
1959	Eddie Sawyer	8	64-90-1	.416	802,815
1960	Eddie Sawyer, Andy Cohen & Gene Mauch	8	59-95-0	.383	862,205
1961	Gene Mauch	8	47-107-1	.306	590,205
<b>10-TEAM LEAGUE</b>					
1962	Gene Mauch	7	81-80-0	.503	762,034
1963	Gene Mauch	4	87-75-0	.537	907,141
1964	Gene Mauch	*2	92-70-0	.568	1,425,891
1965	Gene Mauch	6	85-76-1	.528	1,166,376
1966	Gene Mauch	4	87-75-0	.537	1,108,201
1967	Gene Mauch	5	82-80-0	.506	828,888
1968	Gene Mauch, George Myatt & Bob Skinner	*7	76-86-0	.469	664,546
<b>TWO 6-TEAM DIVISIONS</b>					
1969	Bob Skinner & George Myatt	5	63-99-0	.389	519,414
1970	Frank Lucchesi	5	73-88-0	.453	708,247
1971	Frank Lucchesi	6	67-95-0	.414	1,511,223
1972	Frank Lucchesi & Paul Owens	6	59-97-0	.378	1,343,329
1973	Danny Ozark	6	71-91-0	.438	1,475,934
1974	Danny Ozark	3	80-82-0	.494	1,808,648
1975	Danny Ozark	2	86-76-0	.531	1,909,233
1976	Danny Ozark	†1	101-61-0	.623	2,480,150
1977	Danny Ozark	†1	101-61-0	.623	2,700,070
1978	Danny Ozark	†1	90-72-0	.556	2,583,389
1979	Danny Ozark & Dallas Green	4	84-78-1	.519	2,775,011
1980	<b>Dallas Green</b>	<b>†1</b>	<b>91-71-0</b>	<b>.562</b>	<b>2,651,650</b>
1981	Dallas Green	#3	59-48-0	.551	1,638,932
1982	Pat Corrales	2	89-73-0	.549	2,376,394
1983	<b>Pat Corrales &amp; Paul Owens</b>	<b>†1</b>	<b>90-72-1</b>	<b>.556</b>	<b>2,128,339</b>
1984	Paul Owens	4	81-81-0	.500	2,062,696
1985	John Felske	5	75-87-0	.463	1,830,350
1986	John Felske	2	86-75-0	.534	1,933,355
1987	John Felske & Lee Elia	*4	80-82-0	.494	2,100,110
1988	Lee Elia & John Vukovich	6	65-96-1	.404	1,990,041
1989	Nick Leyva	6	67-95-1	.411	1,861,985
1990	Nick Leyva	*4	77-85-0	.475	1,992,484
1991	Nick Leyva & Jim Fregosi	3	78-84-0	.481	2,050,012
1992	Jim Fregosi	6	70-92-0	.432	1,927,448
<b>TWO 7-TEAM DIVISIONS</b>					
1993	<b>Jim Fregosi</b>	<b>†1</b>	<b>97-65-0</b>	<b>.599</b>	<b>3,137,674</b>
<b>THREE DIVISIONS (one 4-team, two 5-team)</b>					
1994	Jim Fregosi	4	54-61-0	.470	2,290,971
1995	Jim Fregosi	*2	69-75-0	.479	2,043,588
1996	Jim Fregosi	5	67-95-0	.414	1,801,677
1997	Terry Francona	5	68-94-0	.420	1,490,638
<b>THREE DIVISIONS (one 6-team, two 5-team)</b>					
1998	Terry Francona	3	75-87-0	.463	1,715,702
1999	Terry Francona	3	77-85-0	.475	1,825,337
2000	Terry Francona	5	65-97-0	.401	1,612,769
2001	Larry Bowa	2	86-76-0	.531	1,782,054
2002	Larry Bowa	3	80-81-0	.497	1,618,141
2003	Larry Bowa	3	86-76-0	.531	2,259,948
2004	Larry Bowa & Gary Varsho	2	86-76-0	.531	3,250,092
2005	Charlie Manuel	2	88-74-0	.543	2,665,304
2006	Charlie Manuel	2	85-77-0	.525	2,701,815
2007	Charlie Manuel	†1	89-73-0	.549	3,108,325
2008	<b>Charlie Manuel</b>	<b>†1</b>	<b>92-70-0</b>	<b>.568</b>	<b>3,422,583</b>
2009	<b>Charlie Manuel</b>	<b>†1</b>	<b>93-69-0</b>	<b>.574</b>	<b>3,600,693</b>
2010	Charlie Manuel	†1	97-65-0	.599	3,647,249
2011	Charlie Manuel	†1	102-60-0	.630	3,680,718
2012	Charlie Manuel	3	81-81-0	.500	3,565,718
<b>THREE DIVISIONS (5 teams each)</b>					
2013	Charlie Manuel & Ryne Sandberg	4	73-89-0	.451	3,012,403
2014	Ryne Sandberg	5	73-89-0	.451	2,423,852
2015	Ryne Sandberg & Pete Mackanin	5	63-99-0	.389	1,831,080
2016	Pete Mackanin	4	71-91-0	.438	1,915,144
2017	Pete Mackanin	5	66-96-0	.407	1,905,354
					146,541,772

**World Champions; National League Champions; †** NL Eastern Division Champions; \* Tied;

# Won 1st half (34-21, 1½ games ahead); third in 2nd half

# IMPORTANT DATES

## CLINCHING DATES

September 17	Phillies win 2011 NL East Title vs STL – Game 150
September 26	Phillies win 1976 NL East Title at MTL – Game 156
September 27	Phillies win 1977 NL East Title at CHI – Game 157
	Phillies win 2008 NL East Title vs WSH – Game 161
	Phillies win 2010 NL East Title at WSH – Game 157
September 28	Phillies win 1983 NL East Title at CHI – Game 160 (of 163)
	Phillies win 1993 NL East Title at PIT – Game 157
September 29	Phillies win 1915 NL Pennant at BOS – Game 147 (of 152)
September 30	Phillies win 1978 NL East Title at PIT – Game 161
	Phillies win 2007 NL East Title vs WSH – Game 162
	Phillies win 2009 NL East Title vs HOU – Game 158
October 1	Phillies win 1950 NL Pennant at BKN – Game 157 (final game)
October 4	Phillies win 1980 NL East Title at MTL – Game 161
October 8	Phillies win 1983 NL Pennant vs LAD
October 12	Phillies win 1980 NL Pennant at HOU
October 13	Phillies win 1993 NL Pennant vs ATL
October 15	Phillies win 2008 NL Pennant at LAD
October 21	Phillies win 1980 World Series vs KC
	Phillies win 2009 NL Pennant vs LAD
October 29	Phillies win 2008 World Series vs TB
	(completion of suspended game beginning on 10/27)

## PHILLIES IN FIRST PLACE – SOLE POSSESSION

(Since 1900)

May 1	June 1	July 1	At All-Star	August 1	September 1
1900	1900	1950	<b>Break</b>	1915	1915
1911	1913	1976	1950	1950	1950
1915	1964	1978	1964	1964	1964
1916	1976	1993	1974	1976	1976
1953	1981	1995	1976	1978	1977
1964	1993	2001	1978	1982	1978
1993	1995	2004	1982	1993	1993
2001	2001	2008	1993	2008	2009
2008	2008	2009	2001	2009	2011
2011	2009	2011	2004	2011	
	2011		2008		
			2009		
			2011		

### UNIFORM NUMBERS

Highest number worn –	99 by Mitch Williams in 1993, Turk Wendell in 2001, So Taguchi in 2008
Lowest number worn –	0 by Al Oliver in 1984 00 by Omar Olivares in 1995, Rick White in 2006
Most numbers worn –	7 by Granny Hamner (1, 2, 6, 17, 29, 33, 37) 7 by Chuck Klein (1, 3, 8, 26, 29, 32, 36)
Retired numbers –	36 in 1962 (Robin Roberts) 1 in 1979 (Richie Ashburn) 32 in 1989 (Steve Carlton) 20 in 1990 (Mike Schmidt) 42 in 1997 (In honor of Jackie Robinson) 14 in 2001 (Jim Bunning)

### TIE GAMES

The Phillies have played 77 tie games since 1900, including a club-record eight in 1913. The last tie game was June 5, 1989 vs. Pittsburgh.

Tie games by NL club:

14	Cubs and *Braves
11	Giants
10	*Dodgers
9	Reds
8	Cardinals and Pirates
2	Expos
1	Mets
0	Brewers, Diamondbacks, Marlins, Padres and Rockies

\*Phils have not had a tie vs. Braves or Dodgers since they moved to Atlanta and Los Angeles, respectively.

# OPENING DAY

DATE	OPP	RESULT	WP	LP	DATE	OPP	RESULT	WP	LP
5/1/1883	vs PRV	L, 4-3	Radbourn	COLEMAN	4/16/1957	vs BKN	L, 7-6 (12)	Labine	ROBERTS
5/1/1884	vs DET	W, 13-2	FERGUSON	Weidman	4/15/1958	at CIN	W, 5-4	SEMPROCH	Wight
5/2/1885	vs PRV	L, 8-2	Radbourn	FERGUSON	4/10/1959	vs CIN	W, 2-1	ROBERTS	Newcombe
4/29/1886	at WSH	L, 6-3	Shaw	CASEY	4/12/1960	at CIN	L, 9-4	Lawrence	ROBERTS
4/28/1887	at NYG	L, 4-3	Keefe	DAILY	4/11/1961	at LA	L, 6-2	Drysdale	ROBERTS
4/20/1888	vs BOS	L, 4-3	Clarkson	GLEASON	4/9/1962	at CIN	W, 12-4	MAHAFFEY	Jay
4/24/1889	at WSH	W, 8-4	BUFFINGTON	Keefe	4/9/1963	vs CIN	W, 2-1	MAHAFFEY	Jay
4/19/1890	at NYG	W, 4-0	GLEASON	Rusie	4/14/1964	vs NYM	W, 5-3	KLIPPSTEIN	Jackson
4/22/1891	vs BKN	L, 14-8	Hemming	GLEASON	4/12/1965	at HOU	W, 2-0	SHORT	Bruce
4/12/1892	vs NYG	L, 5-4	Rusie	KEEFE	4/13/1966	at STL	W, 3-2 (12)	CRAIG	Aust
4/28/1893	vs BKN	W, 7-5	WEYHING	Stein	4/11/1967	at CHI	L, 4-2	Jenkins	BUNNING
4/19/1894	at WSH	L, 4-2	Esper	WEYHING	4/10/1968	at LA	W, 2-0	SHORT	Osteen
4/18/1895	at BAL	W, 7-6	TAYLOR	Esper	4/8/1969	at CHI	L, 7-6 (11)	Regan	LERSCH
4/16/1896	vs BOS	L, 7-3	Nichols	TAYLOR	4/7/1970	vs CHI	W, 2-0	SHORT	Jenkins
4/19/1897	at BOS	W, 6-5	ORTH	Nichols	4/6/1971	at PIT	L, 4-2	Ellis	SHORT
4/16/1898	vs BKN	L, 7-6	Kennedy	DONAHUE	4/15/1972	at CHI	W, 4-2	CARLTON	Hands
4/14/1899	vs WSH	W, 6-5	PIATT	Killen	4/6/1973	at NYM	L, 3-0	Seaver	CARLTON
4/19/1900	at BOS	W, 19-17 (10)	BERNHARDT	Nichols	4/6/1974	vs NYM	W, 5-4	SCARCE	McGraw
4/18/1901	vs BKN	L, 12-7	Donovan	DUNN	4/8/1975	at NYM	L, 2-1	Seaver	CARLTON
4/17/1902	at NYG	L, 7-0	Mathewson	FELIX	4/10/1976	vs PIT	L, 5-4 (11)	Demery	McGraw
4/17/1903	vs BOS	L, 8-3	Willis	FRASER	4/9/1977	vs MTL	L, 4-3	Brown	CARLTON
4/14/1904	vs BOS	W, 6-2	DUGGLEBY	Willis	4/7/1978	vs STL	L, 5-1	Forsch	CARLTON
4/14/1905	at BKN	W, 12-8	PITTINGER	Jones	4/6/1979	at STL	L, 8-1	Denny	CARLTON
4/12/1906	vs NYG	L, 3-2	Ames	LUSH	4/11/1980	vs MTL	W, 6-3	CARLTON	Rogers
4/11/1907	at NYG	W, 3-0	CORRIDON	McGinnity	4/8/1981	at CIN	L, 3-2	Hume	LYLE
4/14/1908	vs NYG	L, 3-1	Mathewson	McQUILLAN	4/8/1982	vs NYM	L, 7-2	Jones	CARLTON
4/14/1909	at BOS	L, 9-5	Ferguson	COVELESKI	4/5/1983	at NYM	L, 2-0	Sisk	CARLTON
4/14/1910	vs BKN	L, 2-0	Rucker	McQUILLAN	4/3/1984	at ATL	W, 5-0	CARLTON	Barker
4/12/1911	at NYG	W, 2-0	MOORE	Ames	4/9/1985	vs ATL	L, 6-0	Mahler	CARLTON
4/11/1912	at BOS	L, 7-4	Perdue	ALEXANDER	4/7/1986	at CIN	L, 7-4	Soto	CARLTON
4/9/1913	at BKN	W, 1-0	SEATON	Rucker	4/7/1987	at ATL	L, 7-0	Mahler	RAWLEY
4/14/1914	vs NYG	W, 10-1	ALEXANDER	Marquard	4/5/1988	vs PIT	L, 5-3	Dunne	RAWLEY
4/14/1915	at BOS	W, 3-0	ALEXANDER	Rudolph	4/4/1989	at CHI	L, 5-4	Sutcliffe	YOUNMANS
4/12/1916	vs NYG	W, 5-4	ALEXANDER	Stroud	4/10/1990	at CHI	L, 2-1	Lancaster	PARRETT
4/11/1917	at BKN	W, 6-5	ALEXANDER	Dell	4/8/1991	at NYM	L, 2-1	Gooden	MULHOLLAND
4/16/1918	vs BOS	W, 5-2	MAYER	Ragan	4/7/1992	vs CHI	L, 4-3	Maddux	MULHOLLAND
4/23/1919	vs NYG	L, 10-7	Barnes	JACOBS	4/5/1993	at HOU	W, 3-1	MULHOLLAND	Drabek
4/14/1920	at BKN	L, 9-2	Cadore	RIXEY	4/4/1994	at COL	W, 12-6	SLOCUMB	M. Munoz
4/13/1921	vs NYG	L, 10-8 (11)	Toney	BETTS	4/26/1995	at STL	L, 7-6	Arocha	CHARLTON
4/12/1922	vs BOS	W, 7-1	MEADOWS	Oeschger	4/2/1996	vs COL	L, 5-3	Ritz	FERNANDEZ
4/17/1923	at BKN	T, 5-5 (14)			4/1/1997	at LA	W, 3-0	SCHILLING	R. Martinez
4/15/1924	vs BOS	T, 6-6 (11)			3/31/1998	at NYM	L, 1-0 (14)	Wendell	BOTTALICO
4/14/1925	at BKN	L, 3-1	Vance	CARLSON	4/5/1999	at ATL	W, 7-4	SCHILLING	Glavine
4/13/1926	vs BOS	W, 6-3	CARLSON	Genewich	4/4/2000	at ARI	L, 6-4	Johnson	ASHBY
4/12/1927	vs NYG	L, 15-7	Barnes	CARLSON	4/2/2001	at FLA	W, 6-5 (13)	TELEMACO	Nunez
4/11/1928	at BKN	W, 4-3	RING	Petty	4/1/2002	at ATL	L, 7-2	Glavine	PERSON
4/18/1929	vs NYG	L, 11-9	Hubbell	BENGE	3/31/2003	at FLA	W, 8-5	MILLWOOD	Beckett
4/15/1930	at BKN	W, 1-0	SWEETLAND	Clark	4/5/2004	at PIT	L, 2-1	Wells	MILLWOOD
4/14/1931	vs NYG	L, 9-5	Fitzsimmons	H. ELLIOTT	4/4/2005	vs WSH	W, 8-4	LIEBER	L. Hernandez
4/12/1932	at NYG	W, 13-5	COLLINS	Walker	4/3/2006	vs STL	L, 13-5	Carpenter	LIEBER
4/13/1933	vs BKN	L, 5-4	Clark	RHEM	4/2/2007	vs ATL	L, 5-3 (10)	Wickman	MADSON
4/17/1934	at NYG	L, 6-1	Hubbell	ELLIOTT	3/31/2008	vs WSH	L, 11-6	Rivera	GORDON
4/16/1935	vs BKN	L, 12-3	Mungo	DAVIS	4/5/2009	vs ATL	L, 4-1	Lowe	MYERS
4/14/1936	vs BOS	W, 4-1	DAVIS	MacFayden	4/5/2010	at WSH	W, 11-1	HALLADAY	Lannan
4/19/1937	at BOS	W, 2-1 (11)	LaMASTER	Bush	4/1/2011	vs HOU	W, 5-4	BAEZ	Lyon
4/19/1938	vs BKN	L, 12-5	Hamlin	LaMASTER	4/5/2012	at PIT	W, 1-0	HALLADAY	Bedard
4/19/1939	at BOS	L, 7-6 (12)	Posedel	BUTCHER	4/1/2013	at ATL	L, 7-5	Avilan	HAMELS
4/16/1940	at NYG	W, 3-1	HIGBE	Hubbell	3/31/2014	at TEX	W, 14-10	LEE	Figueroa
4/15/1941	vs BOS	W, 6-5	BLANTON	Errickson	4/6/2015	vs BOS	L, 8-0	Buchholz	HAMELS
4/14/1942	vs BOS	L, 2-1	Javery	JOHNSON	4/4/2016	at CIN	L, 6-2	Ohlendorf	HERNANDEZ
4/24/1943	at BKN	L, 11-4	Newsom	GERHEAUSER	4/3/2017	at CIN	W, 4-3	HELLICKSON	Feldman
4/18/1944	vs BKN	W, 4-1	BARRETT	Gregg					
4/17/1945	at BKN	L, 8-2	Davis	RAFFENBERGER					
4/16/1946	at NYG	L, 8-4	Voiselle	JUDD					
4/15/1947	vs NYG	W, 4-3	ROWE	Voiselle					
4/20/1948	vs BOS	W, 3-1	LEONARD	Sain					
4/18/1949	at BOS	W, 4-0	HEINTZELMAN	Sain					
4/18/1950	vs BKN	W, 9-1	ROBERTS	Newcombe					
4/17/1951	at BKN	W, 5-2	ROBERTS	Erskine					
4/16/1952	at NYG	L, 5-3	Maglie	ROBERTS					
4/14/1953	vs NYG	L, 4-1	Jansen	ROBERTS					
4/13/1954	at PIT	L, 4-2	Law	ROBERTS					
4/13/1955	vs NYG	W, 4-2	ROBERTS	Antonelli					
4/17/1956	at BKN	W, 8-6	ROBERTS	Newcombe					

HISTORY

## OPENING DAY NOTES

- The Phillies have a 60-73-2 Opening Day record.
- The two ties came in back-to-back seasons (1923-24).
- In 1907 the New York Giants forfeited the opener to the Phillies at the Polo Grounds.
- There have been 13 openers which have gone extra innings; the last was in 2007. The Phils are 4-7-2 in those games.



## LAST TIME IT HAPPENED

**Cycle** – David Bell, 6/28/04 vs MTL  
**Five-hit game** – Juan Pierre, 9/20/12 at NYM  
**Five-RBI game** – Rhys Hoskins, 8/23/17 vs MIA  
**Six-RBI game** – Darin Ruf, 9/1/15 at NYM  
**Seven-RBI game** – Carlos Ruiz, 5/2/12 at ATL (11 inn.)  
**Eight-RBI game** – Jayson Werth, 5/16/08 vs TOR  
**Home run by a pitcher** – Ben Lively, 9/5/17 at NYM  
**Grand slam** – Aaron Altherr, 9/18/17 vs LAD  
**Grand slam by a pitcher** – Robert Person, 6/2/02 vs MTL  
**Pinch-hit grand slam** – Ty Kelly, 8/19/17 at SF  
**Inside-the-park HR** – Nick Williams, 10/1/17 vs NYM  
**Inside-the-park HR by a pitcher** – Curt Simmons, 5/22/52 vs PIT  
**No-hitter** – Cole Hamels, 7/25/15 at CHI  
**Combined no-hitter** – Cole Hamels/Jake Diekman/Ken Giles/Jonathan Papelbon, 9/1/14 at ATL  
**No-hitter vs Phils** – Josh Beckett, 5/25/14 vs LAD  
**No-hitter vs Phils (less than 9 inn.)** – Pascual Perez, 9/24/88 vs MTL (5 inn.)

**One-hitter** – Randy Wolf, 9/26/01 vs CIN  
**Combined one-hitter** – Roy Oswalt/Ryan Madson/Brad Lidge, 9/22/10 vs ATL  
**One-hitter vs Phils** – Jacob deGrom, 7/17/16 vs NYM  
**Combined one-hitter vs Phils** – Stephen Strasburg/Blake Treinen, 9/15/15 vs WSH  
**Steal of home** – Andrés Blanco, 5/25/16 at DET  
**Three steals in a game** – Howie Kendrick, 6/12/17 at BOS  
**Three home runs in a game** – Jayson Werth, 5/16/08 vs TOR  
**Three doubles in a game** – Maikel Franco, 9/3/16 vs ATL  
**Two triples in a game** – Odúbel Herrera, 8/9/17 at ATL  
**Two hits, same inning** – Tommy Joseph, 4/8/17 vs WSH  
**Triple play by Phils** – 8/27/17 vs CHI (Javier Baez)  
**Triple play vs Phils** – 8/19/04 vs HOU (Todd Pratt)  
**Back-to-back CG shutouts (team)** – 9/14-15/86 vs NYM and PIT (Gross/Carman)  
**Back-to-back CG shutouts (pitcher)** – Cole Hamels, 8/7/12 vs ATL & 8/13/12 at MIA

## TRADES

### MOST RECENT TRADE WITH EACH TEAM PLAYER FOR PLAYER DEALS ONLY

#### NATIONAL LEAGUE

**Arizona** – Nov. 14, 2015: Sam McWilliams for Jeremy Hellickson  
**Atlanta** – Dec. 20, 2002: Johnny Estrada for Kevin Millwood  
**Chicago** – Aug. 7, 2008: Brian Schlitter for Scott Eyre  
**Cincinnati** – Dec. 31, 2014: Marlon Byrd for Ben Lively  
**Colorado** – July 26, 2017: Pat Neshek for José Gómez, Alejandro Reuena and JD Hammer  
**Florida** – July 21, 1997: Darren Daulton for Billy McMillon  
**Los Angeles** – Nov. 11, 2016: Darin Ruf and Darnell Sweeney for Howie Kendrick  
**Milwaukee** – July 29, 2006: David Bell for Wilfrido Laureano  
**New York** – July 27, 2001: Bruce Chen and Adam Walker for Dennis Cook and Turk Wendell  
**Pittsburgh** – July 31, 2017: Joaquin Benoit for Seth McGarry  
**St. Louis** – Sept. 6, 2017: Juan Nicasio for Eliezer Álvarez  
**San Diego** – Dec. 15, 2017: Freddy Galvis for Enyel De Los Santos  
**San Francisco** – July 31, 2012: Hunter Pence for Nate Schierholtz, Tommy Joseph and Seth Rosin  
**Washington** – July 29, 2017: Howie Kendrick for McKenzie Mills

#### AMERICAN LEAGUE

**Baltimore** – July 30, 2017: Jeremy Hellickson for Hyun Soo Kim and Garrett Cleavinger  
**Boston** – Dec. 20, 2016: Josh Tobias for Clay Buchholz  
**Chicago** – July 27, 2007: Michael Dube for Tadahito Iguchi  
**Cleveland** – July 29, 2009: Carlos Carrasco, Jason Donald, Jason Knapp and Lou Marson for Cliff Lee and Ben Francisco  
**Detroit** – June 8, 2005: Placido Polanco for Ugueth Urbina and Ramon Martinez  
**Houston** – Dec. 12, 2015: Ken Giles and Jonathan Arauz for Vince Velasquez, Brett Oberholtzer, Mark Appel, Thomas Eshelman and Harold Arauz  
**Kansas City** – June 5, 2001: Paul Byrd for Jose Santiago  
**Los Angeles** – July 30, 2000: Ron Gant for Kent Bottenfield  
**Minnesota** – Dec. 6, 2012: Vance Worley and Trevor May for Ben Revere  
**New York** – July 30, 2006: Bobby Abreu and Cory Lidle for C.J. Henry, Carlos Monasterios, Jesus Sanchez and Matt Smith  
**Oakland** – July 17, 2008: Adrian Cardenas, Josh Outman and Matt Spencer for Joe Blanton  
**Seattle** – Dec. 16, 2009: Cliff Lee for Phillippe Aumont, Tyson Gillies and J.C. Ramirez  
**Tampa Bay** – July 20, 1999: Marty Barnett for a player to be named later (Scott Aldred)  
**Texas** – July 30, 2015: Cole Hamels and Jake Diekman for Jorge Alfaro, Alec Asher, Jerad Eickhoff, Matt Harrison, Jake Thompson and Nick Williams  
**Toronto** – July 31, 2015: Ben Revere for Jimmy Cordero and Alberto Tirado

## SERVICE TIME

### MOST SEASONS WITH PHILLIES

18	Mike Schmidt	1972-89
16	Granny Hamner	1944-59
15	Chuck Klein	1928-33; 36-44
	Tony Taylor	1960-71; 74-76
	Steve Carlton	1972-86
	Jimmy Rollins	2000-14
14	Jack Clements	1884-97
	Robin Roberts	1948-61
	Chris Short	1959-72
	Darren Daulton	1983; 1985-97
13	Ed Delahanty	1888-89; 91-1901
	Red Dooin	1902-14
	Cy Williams	1918-30
	Willie Jones	1947-59
	Curt Simmons	1947-50; 52-60
	Mike Lieberthal	1994-2006
	Chase Utley	2003-15
	Ryan Howard	2004-16
12	Roy Thomas	1899-1908; 10-11
	Andy Seminick	1943-51; 55-57
	Richie Ashburn	1948-59
	Larry Bowa	1970-81
	Garry Maddox	1975-86

### MOST CONTINUOUS SERVICE IN PHILADELPHIA

18	Mike Schmidt	Phillies	1972-89
16	Granny Hamner	Phillies	1944-59
15	Jimmy Dykes	A's	1918-32
	Bobby Clarke	Flyers	1969-84
	Steve Carlton	Phillies	1972-86
	Jimmy Rollins	Phillies	2000-14
14	Cy Perkins	A's	1917-30
	Robin Roberts	Phillies	1948-61
	Chuck Bednarik	Eagles	1949-62
	Chris Short	Phillies	1959-72
13	Darren Daulton	Phillies	1985-97
	Mike Lieberthal	Phillies	1994-2006
	Chase Utley	Phillies	2003-15
	Ryan Howard	Phillies	2004-16

### ENTIRE CAREER PLAYED WITH PHILLIES (Retired Players)

18 years	Mike Schmidt
11 years	Larry Christenson
10 years	Terry Harmon, Bob Miller
8 years	Putsy Caballero
7 years	John Boozer, George Chalmers, Jack Meyer

### PLAYING WITH PHILLIES THREE DIFFERENT TIMES

Player	1st Time	2nd Time	3rd Time
Bill Duggleby	1898	1901	1902-07
Bill Hallman	1888-89	1892-97	1901-03
Chuck Klein	1928-33	1936-39	1940-44

### MOST YEARS REGULAR STARTER BY POSITION

Pos.	Player	Years
RHP	Robin Roberts	14 (1948-61)
LHP	Steve Carlton	15 (1972-86)
C	Jack Clements	10 (1885 + 1887-95)
1B	Ryan Howard	12 (2005-16)
2B	Chase Utley	10 (2005-14)
3B	Mike Schmidt	15 (1973-84 + 1986-88)
SS	Jimmy Rollins	14 (2001-14)
LF	Sherry Magee	9 (1905-13)
	Greg Luzinski	9 (1972-80)
CF	Richie Ashburn	12 (1948-59)
RF	Chuck Klein	9 (1928-30 + 1932-33 + 1936-38 + 1940)
	Bobby Abreu	9 (1998-2006)

### REGULAR STARTERS AT THREE DIFFERENT POSITIONS

Dick Allen	3B (1964-67)	LF (1968)	1B (1969; 75-76)
Ed Andrews	2B (1884)	LF (1885)	CF (1886-88)
Ed Delahanty	CF (1891-92)	LF (1893-99; 1901)	1B (1900)
Bill Hallman	SS (1899)	2B (1892-96; 1901)	3B (1902)
Von Hayes	RF (1983-84, 89-90)	CF (1985)	1B (1986-88)

### PHILLIES PLAYING ALL FOUR INFIELD POSITIONS

Dick Allen	Ed Delahanty	Terry Harmon	Dots Miller	Cookie Rojas
Ruben Amaro	Cozy Dolan	Charlie Hayes	Bobby Morgan	Mike Schmidt
John Antonelli	She Donahue	Roy Hughes	Emmett Mueller	Pop Schriver
Shad Berry	Mariano Duncan	Hal Irelan	Dode Paskert	Glen Stewart
Lena Blackburne	Barney Friberg	Wally Kimmick	Harry Pearce	Tony Taylor
Andrés Blanco	Kid Gleason	Pete Mackanin	Tomas Perez	John Vukovich
Eric Bruntlett	Bill Grey	Les Mallon	Bobby Pfeil	Jimmy Walsh
Ernie Courtney	Bill Hallman	Ramon Martinez	Charlie Reilly	Joe Ward
Lave Cross				Russ Wrightstone

## REGULARS BY POSITION

YEAR	FIRST BASE	AVG	SECOND BASE	AVG	SHORTSTOP	AVG	THIRD BASE	AVG
1883	Farrar	.233	R. Ferguson	.258	McClellan	.230	Warner	.227
1884	Farrar	.245	Andrews	.221	McClellan	.258	Mulvey	.229
1885	Farrar	.245	Myers	.204	Bastian	.167	Mulvey	.269
1886	Farrar	.248	Bastian	.217	Irwin	.233	Mulvey	.267
1887	Farrar	.282	McLaughlin	.220	Irwin	.254	Mulvey	.287
1888	Farrar	.244	Bastian	.193	Irwin	.219	Mulvey	.216
1889	Farrar	.268	Myers	.269	Hallman	.253	Mulvey	.289
1890	McCauley	.244	Myers	.277	Allen	.226	Mayer	.242
1891	W. Brown	.243	Myers	.230	Allen	.221	Shindle	.210
1892	Connor	.294	Hallman	.292	Allen	.227	Reilly	.196
1893	Boyle	.286	Hallman	.307	Allen	.268	Reilly	.245
1894	Boyle	.301	Hallman	.309	Sullivan	.352	L. Cross	.386
1895	Boyle	.253	Hallman	.314	Sullivan	.338	L. Cross	.271
1896	Brouters	.344	Hallman	.320	Hulen	.265	Nash	.247
1897	Lajoie	.363	L. Cross	.259	Gillen	.259	Nash	.258
1898	Douglas	.258	Lajoie	.328	M. Cross	.257	Lauder	.263
1899	Cooley	.276	Lajoie	.380	M. Cross	.257	Lauder	.268
1900	Delahanty	.323	Lajoie	.346	M. Cross	.202	Wolverton	.282
1901	Jennings	.275	Hallman	.184	M. Cross	.197	Wolverton	.309
1902	Jennings	.277	Childs	.194	Hulswitt	.272	Hallman	.248
1903	Douglas	.255	Gleason	.284	Hulswitt	.247	Wolverton	.308
1904	Doyle	.220	Gleason	.274	Hulswitt	.244	Wolverton	.266
1905	Bransfield	.259	Gleason	.247	Doolan	.254	Courtney	.275
1906	Bransfield	.275	Gleason	.227	Doolan	.230	Courtney	.236
1907	Bransfield	.233	Knabe	.255	Doolan	.204	Courtney	.243
1908	Bransfield	.304	Knabe	.218	Doolan	.234	Grant	.244
1909	Bransfield	.292	Knabe	.234	Doolan	.219	Grant	.269
1910	Bransfield	.239	Knabe	.261	Doolan	.263	Grant	.268
1911	Luderus	.301	Knabe	.237	Doolan	.238	Lober	.285
1912	Luderus	.257	Knabe	.282	Doolan	.258	Lober	.327
1913	Luderus	.262	Knabe	.263	Doolan	.218	Lober	.300
1914	Luderus	.248	Byrne	.272	Martin	.253	Lober	.275
1915	Luderus	.315	Niehoff	.238	Bancroft	.254	Byrne	.209
1916	Luderus	.281	Niehoff	.243	Bancroft	.212	Stock	.281
1917	Luderus	.261	Niehoff	.255	Bancroft	.243	Stock	.264
1918	Luderus	.288	McGaffigan	.203	Bancroft	.265	Stock	.274
1919	Luderus	.293	Paulette	.259	Bancroft	.272	Blackburne	.199
1920	Paulette	.288	Rawlings	.234	Fletcher	.296	R. Miller	.219
1921	Konetchy	.321	J. Smith	.231	Parkinson	.253	Wrightstone	.296
1922	Leslie	.271	Parkinson	.275	Fletcher	.280	Rapp	.253
1923	Holke	.311	Tierney	.317	Sand	.228	Wrightstone	.273
1924	Holke	.300	Ford	.272	Sand	.245	Wrightstone	.307
1925	Hawks	.322	Friberg	.270	Sand	.278	Huber	.284
1926	Bentley	.258	Friberg	.268	Sand	.272	Huber	.245
1927	Wrightstone	.306	Thompson	.303	Sand	.299	Friberg	.233
1928	Hurst	.285	Thompson	.287	Sand	.211	Whitney	.301
1929	Hurst	.304	Thompson	.324	Thevenow	.227	Whitney	.327
1930	Hurst	.327	Thompson	.282	Thevenow	.286	Whitney	.342
1931	Hurst	.305	Mallon	.309	Bartell	.289	Whitney	.287
1932	Hurst	.339	Mallon	.259	Bartell	.308	Whitney	.298
1933	Hurst	.267	Warner	.224	Bartell	.271	McLeod	.194
1934	Camilli	.265	Chiozza	.304	Bartell	.310	Walters	.260
1935	Camilli	.261	Chiozza	.284	Haslin	.265	Vergez	.249
1936	Camilli	.315	Gomez	.232	Norris	.265	Whitney	.294
1937	Camilli	.339	Young	.194	Scharein	.241	Whitney	.341
1938	Weintraub	.311	Mueller	.250	Young	.229	Whitney	.277
1939	Suhr	.318	Hughes	.228	Scharein	.238	May	.287
1940	Mahan	.244	Schulte	.236	Bragan	.222	May	.293
1941	Etten	.311	Murtaugh	.219	Bragan	.251	May	.267
1942	Etten	.264	Glossop	.225	Bragan	.218	May	.238
1943	Wasdell	.261	Murtaugh	.273	Stewart	.211	May	.282
1944	Lupien	.283	Mullen	.267	Hamrick	.205	Stewart	.220
1945	Wasdell	.300	Daniels	.200	Mott	.221	Antonelli	.256
1946	McCormick	.284	Verban	.275	Newsome	.232	Tabor	.268
1947	Schultz	.223	Verban	.285	Newsome	.229	Handley	.253
1948	Sisler	.274	Hamner	.260	E. Miller	.246	Caballero	.245
1949	Sisler	.289	E. Miller	.207	Hamner	.263	Jones	.244

# REGULARS BY POSITION

YEAR	FIRST BASE	AVG	SECOND BASE	AVG	SHORTSTOP	AVG	THIRD BASE	AVG
1950	Waitkus	.284	Goliat	.234	Hamner	.270	Jones	.267
1951	Waitkus	.257	Caballero	.186	Hamner	.255	Jones	.285
1952	Waitkus	.289	Ryan	.241	Hamner	.275	Jones	.250
1953	Torgeson	.274	Hamner	.276	Kazanski	.217	Jones	.225
1954	Torgeson	.271	Hamner	.299	Morgan	.262	Jones	.271
1955	Blaylock	.208	Morgan	.232	Smalley	.196	Jones	.258
1956	Blaylock	.254	Kazanski	.211	Hamner	.224	Jones	.277
1957	Bouchee	.293	Hamner	.227	Fernandez	.262	Jones	.218
1958	Bouchee	.257	Hemus	.284	Fernandez	.230	Jones	.271
1959	Bouchee	.285	S. Anderson	.218	Koppe	.261	Freese	.268
1960	Herrera	.281	Taylor	.287	Amaro	.231	Dark	.242
1961	Herrera	.257	Taylor	.250	Amaro	.257	C. Smith	.248
1962	Sievers	.262	Taylor	.259	Wine	.244	Demeter	.307
1963	Sievers	.240	Taylor	.281	Wine	.215	Hoak	.231
1964	Herrnstein	.234	Taylor	.251	Wine	.212	Allen	.318
1965	Stuart	.234	Taylor	.229	Wine	.228	Allen	.302
1966	White	.276	C. Rojas	.268	Groat	.260	Allen	.317
1967	White	.250	C. Rojas	.259	Wine	.190	Allen	.307
1968	White	.239	C. Rojas	.232	Pena	.260	Taylor	.250
1969	Allen	.288	C. Rojas	.228	Money	.229	Taylor	.262
1970	D. Johnson	.256	Doyle	.208	Bowa	.250	Money	.295
1971	D. Johnson	.265	Doyle	.231	Bowa	.249	J. Vukovich	.166
1972	Hutton	.260	Doyle	.249	Bowa	.250	Money	.222
1973	Montanez	.263	Doyle	.273	Bowa	.211	Schmidt	.196
1974	Montanez	.304	Cash	.300	Bowa	.275	Schmidt	.282
1975	Allen	.236	Cash	.305	Bowa	.305	Schmidt	.253
1976	Allen	.267	Cash	.284	Bowa	.248	Schmidt	.262
1977	Hebner	.284	Sizemore	.282	Bowa	.280	Schmidt	.275
1978	Hebner	.283	Sizemore	.220	Bowa	.294	Schmidt	.254
1979	Rose	.332	Trillo	.260	Bowa	.241	Schmidt	.256
1980	Rose	.283	Trillo	.292	Bowa	.267	Schmidt	.287
1981	Rose	.325	Trillo	.287	Bowa	.284	Schmidt	.314
1982	Rose	.271	Trillo	.271	DeJesus	.237	Schmidt	.280
1983	Rose	.237	Morgan	.228	DeJesus	.254	Schmidt	.256
1984	Matuszek	.222	Samuel	.272	DeJesus	.259	Schmidt	.274
1985	Schmidt	.301	Samuel	.264	Jeltz	.189	Schu	.253
1986	V. Hayes	.299	Samuel	.263	Jeltz	.217	Schmidt	.280
1987	V. Hayes	.296	Samuel	.272	Jeltz	.227	Schmidt	.299
1988	V. Hayes	.273	Samuel	.244	Jeltz	.189	Schmidt	.253
1989	Jordan	.283	Herr	.286	Thon	.269	C. Hayes	.257
1990	Jordan	.241	Herr	.263	Thon	.256	C. Hayes	.257
1991	Kruk	.302	Morandini	.249	Thon	.253	C. Hayes	.225
1992	Kruk	.334	Morandini	.254	Bell	.205	Hollins	.270
1993	Kruk	.318	Morandini	.246	Stocker	.324	Hollins	.273
1994	Kruk	.295	Morandini	.289	Stocker	.273	Hollins	.226
1995	Hollins	.235	Morandini	.287	Stocker	.218	C. Hayes	.276
1996	Jefferies	.286	Morandini	.252	Stocker	.251	Zeile	.258
1997	Brogna	.256	Morandini	.292	Stocker	.267	Rolen	.283
1998	Brogna	.267	Lewis	.249	Relaford	.244	Rolen	.290
1999	Brogna	.278	Anderson	.255	Arias	.288	Rolen	.267
2000	Burrell	.274	Morandini	.254	Relaford	.221	Rolen	.299
2001	Lee	.257	Anderson	.294	Rollins	.275	Rolen	.289
2002	Lee	.263	Anderson	.259	Rollins	.246	Rolen	.259
2003	Thome	.268	Polanco	.302	Rollins	.264	Bell	.191
2004	Thome	.274	Polanco	.281	Rollins	.289	Bell	.289
2005	Howard	.289	Utley	.297	Rollins	.290	Bell	.246
2006	Howard	.313	Utley	.307	Rollins	.278	Bell	.280
2007	Howard	.267	Utley	.334	Rollins	.296	Núñez	.255
2008	Howard	.253	Utley	.295	Rollins	.278	Feliz	.243
2009	Howard	.280	Utley	.283	Rollins	.250	Feliz	.267
2010	Howard	.275	Utley	.276	Rollins	.244	Polanco	.298
2011	Howard	.251	Utley	.257	Rollins	.272	Polanco	.280
2012	Howard	.220	Utley	.254	Rollins	.251	Polanco	.259
2013	Howard	.267	Utley	.281	Rollins	.250	M. Young	.282
2014	Howard	.224	Utley	.272	Rollins	.244	Asche	.256
2015	Howard	.234	Hernández	.287	Galvis	.266	Franco	.280
2016	Howard	.198	Hernández	.294	Galvis	.242	Franco	.254
2017	Joseph	.240	Hernández	.291	Galvis	.257	Franco	.227

## REGULARS BY POSITION

YEAR	CATCHER	AVG	LEFT FIELD	AVG	CENTER FIELD	AVG	RIGHT FIELD	AVG
1883	Gross	.307	Purcell	.268	Lewis	.250	Manning	.267
1884	Crowley	.244	Purcell	.252	Fogarty	.212	Manning	.271
1885	Clements	.191	Andrews	.266	Fogarty	.232	Manning	.256
1886	McGuire	.198	Wood	.273	Andrews	.249	Fogarty	.293
1887	Clements	.280	Wood	.289	Andrews	.325	Fogarty	.261
1888	Clements	.245	Wood	.229	Andrews	.239	Fogarty	.236
1889	Clements	.284	Wood	.251	Fogarty	.259	Thompson	.296
1890	Clements	.315	Hamilton	.325	Burke	.263	Thompson	.313
1891	Clements	.310	Hamilton	.340	Delahanty	.243	Thompson	.294
1892	Clements	.264	Hamilton	.330	Delahanty	.306	Thompson	.305
1893	Clements	.285	Delahanty	.368	Hamilton	.380	Thompson	.370
1894	Clements	.346	Delahanty	.407	Hamilton	.399	Thompson	.404
1895	Clements	.394	Delahanty	.404	Hamilton	.369	Thompson	.392
1896	Grady	.318	Delahanty	.397	Cooley	.307	Thompson	.298
1897	Boyle	.253	Delahanty	.377	Cooley	.329	Dowd	.292
1898	McFarland	.282	Delahanty	.334	Cooley	.312	Flick	.313
1899	McFarland	.333	Delahanty	.410	Thomas	.325	Flick	.342
1900	McFarland	.305	Slagle	.287	Thomas	.316	Flick	.378
1901	McFarland	.285	Delahanty	.357	Thomas	.309	Flick	.336
1902	Dooin	.231	Browne	.260	Thomas	.286	Barry	.287
1903	Roth	.273	Barry	.276	Thomas	.327	Keister	.320
1904	Dooin	.242	Titus	.294	Thomas	.290	Magee	.277
1905	Dooin	.250	Magee	.299	Thomas	.317	Titus	.308
1906	Dooin	.245	Magee	.282	Thomas	.254	Titus	.267
1907	Dooin	.211	Magee	.328	Thomas	.243	Titus	.275
1908	Dooin	.248	Magee	.283	Osborn	.267	Titus	.286
1909	Dooin	.224	Magee	.270	Bates	.293	Titus	.270
1910	Dooin	.242	Magee	.331	Bates	.305	Titus	.241
1911	Dooin	.328	Magee	.288	Paskert	.273	Titus	.284
1912	Killefer	.224	Magee	.306	Paskert	.315	Cravath	.284
1913	Killefer	.244	Magee	.306	Paskert	.262	Cravath	.341
1914	Killefer	.234	Becker	.325	Paskert	.264	Cravath	.299
1915	Killefer	.237	Becker	.246	Paskert	.244	Cravath	.285
1916	Killefer	.217	Whitted	.281	Paskert	.279	Cravath	.283
1917	Killefer	.274	Whitted	.280	Paskert	.251	Cravath	.280
1918	Adams	.176	Meusel	.279	Williams	.276	Cravath	.232
1919	Adams	.233	Meusel	.305	Williams	.278	Callahan	.230
1920	Wheat	.226	Meusel	.309	Williams	.325	Stengel	.292
1921	Bruggy	.310	Meusel	.353	Williams	.320	LeBourveau	.295
1922	Henline	.316	C.W. Lee	.322	Williams	.308	C. Walker	.337
1923	Henline	.324	Mokan	.313	Williams	.293	C. Walker	.281
1924	Henline	.284	Mokan	.260	Williams	.328	Harper	.294
1925	Wilson	.328	Burns	.292	Harper	.349	Williams	.314
1926	Wilson	.305	Mokan	.303	Leach	.329	Williams	.345
1927	Wilson	.275	Spalding	.296	Leach	.306	Williams	.274
1928	Lerian	.272	Leach	.304	Sothorn	.285	Klein	.360
1929	Lerian	.223	O'Doul	.398	Sothorn	.306	Klein	.356
1930	S. Davis	.313	O'Doul	.383	Sothorn	.280	Klein	.386
1931	S. Davis	.326	Klein	.337	Brickell	.253	Arlett	.313
1932	S. Davis	.336	H.B. Lee	.303	G. Davis	.309	Klein	.348
1933	S. Davis	.349	Schulmerich	.334	Fullis	.309	Klein	.368
1934	Todd	.318	Allen	.330	G. Davis	.293	Moore	.343
1935	Todd	.290	Watkins	.270	Allen	.307	Moore	.323
1936	Grace	.249	Moore	.328	Chiozza	.297	Klein	.309
1937	Atwood	.244	Arnovich	.290	H. Martin	.283	Klein	.325
1938	Atwood	.196	Arnovich	.275	H. Martin	.298	Klein	.247
1939	S. Davis	.307	Arnovich	.324	H. Martin	.282	Marty	.254
1940	Warren	.246	Rizzo	.292	Marty	.270	Klein	.218
1941	Warren	.214	Litwhiler	.305	Marty	.268	Benjamin	.235
1942	Warren	.209	Litwhiler	.271	L. Waner	.261	Northey	.251
1943	Livingston	.249	Triplett	.272	E. Adams	.256	Northey	.278
1944	Finley	.249	Wasdell	.277	E. Adams	.283	Northey	.288
1945	Seminick	.239	Triplett	.240	DiMaggio	.257	Dinges	.287
1946	Seminick	.264	Ennis	.313	Wyrostek	.281	Northey	.249
1947	Seminick	.252	Ennis	.275	Walker	.371	Wyrostek	.273
1948	Seminick	.225	Blatnik	.260	Ashburn	.333	Ennis	.290
1949	Seminick	.243	Ennis	.302	Ashburn	.284	Nicholson	.234

## REGULARS BY POSITION

YEAR	CATCHER	AVG	LEFT FIELD	AVG	CENTER FIELD	AVG	RIGHT FIELD	AVG
1950	Seminick	.288	Sisler	.296	Ashburn	.303	Ennis	.311
1951	Seminick	.227	Sisler	.287	Ashburn	.344	Ennis	.267
1952	Burgess	.296	Ennis	.289	Ashburn	.282	Wyrostek	.274
1953	Burgess	.292	Ennis	.285	Ashburn	.330	Wyrostek	.271
1954	Burgess	.368	Ennis	.261	Ashburn	.313	Clark	.240
1955	Seminick	.246	Ennis	.296	Ashburn	.338	Greengrass	.272
1956	Lopata	.267	Ennis	.260	Ashburn	.303	Valo	.289
1957	Lopata	.237	H. Anderson	.268	Ashburn	.297	Repulski	.260
1958	Lopata	.248	H. Anderson	.301	Ashburn	.350	Post	.282
1959	Sawatski	.293	H. Anderson	.240	Ashburn	.266	Post	.254
1960	Coker	.214	Callison	.260	DelGreco	.237	K. Walters	.239
1961	Dalrymple	.220	Callison	.266	Gonzalez	.277	Demeter	.257
1962	Dalrymple	.276	Savage	.266	Gonzalez	.302	Callison	.300
1963	Dalrymple	.252	Covington	.303	Gonzalez	.306	Callison	.284
1964	Dalrymple	.238	Covington	.280	Gonzalez	.278	Callison	.274
1965	Dalrymple	.213	A. Johnson	.294	Gonzalez	.295	Callison	.262
1966	Dalrymple	.245	Gonzalez	.286	Briggs	.282	Callison	.276
1967	Dalrymple	.172	Gonzalez	.339	Briggs	.232	Callison	.261
1968	Ryan	.179	Allen	.263	Gonzalez	.264	Callison	.244
1969	Ryan	.204	Briggs	.238	Hisle	.266	Callison	.265
1970	McCarver	.287	Briggs	.270	Hisle	.205	R. Stone	.262
1971	McCarver	.278	Gamble	.221	Montanez	.255	Freed	.221
1972	Bateman	.222	Luzinski	.281	Montanez	.247	Robinson	.239
1973	Boone	.261	Luzinski	.285	Unser	.289	Robinson	.288
1974	Boone	.240	Luzinski	.275	Unser	.268	M. Anderson	.250
1975	Boone	.252	Luzinski	.301	Maddox	.293	M. Anderson	.253
1976	Boone	.271	Luzinski	.307	Maddox	.331	Johnstone	.319
1977	Boone	.284	Luzinski	.309	Maddox	.293	McBride	.326
1978	Boone	.276	Luzinski	.265	Maddox	.288	McBride	.271
1979	Boone	.287	Luzinski	.255	Maddox	.282	McBride	.279
1980	Boone	.229	Luzinski	.229	Maddox	.259	McBride	.307
1981	Boone	.215	Matthews	.303	Maddox	.264	McBride	.274
1982	Diaz	.287	Matthews	.281	Maddox	.285	Dernier	.234
1983	Diaz	.233	Matthews	.259	Maddox	.275	V. Hayes	.279
1984	Virgil	.261	Wilson	.239	V. Hayes	.295	Lezcano	.277
1985	Virgil	.244	Stone	.264	V. Hayes	.252	Wilson	.272
1986	Russell	.241	Redus	.249	Thompson	.256	Wilson	.270
1987	Parrish	.247	James	.288	Thompson	.300	Wilson	.263
1988	Parrish	.211	Bradley	.265	Thompson	.291	James	.250
1989	Daulton	.202	Kruk	.330	Dykstra	.223	V. Hayes	.248
1990	Daulton	.269	Kruk	.276	Dykstra	.326	V. Hayes	.269
1991	Daulton	.196	Chamberlain	.243	Dykstra	.294	Murphy	.250
1992	Daulton	.271	Duncan	.235	Dykstra	.301	Amaro	.202
1993	Daulton	.256	Incaviglia	.278	Dykstra	.305	Eisenreich	.323
1994	Daulton	.301	Incaviglia	.219	Dykstra	.271	Eisenreich	.307
1995	Daulton	.251	Jefferies	.265	Van Slyke	.234	Eisenreich/	.329
							Whiten	.240
1996	Santiago	.272	Incaviglia	.249	Otero	.275	Eisenreich	.406
1997	Lieberthal	.249	Jefferies	.255	Cummings	.305	Daulton	.286
1998	Lieberthal	.254	Jefferies	.294	Glanville	.279	Abreu	.315
1999	Lieberthal	.302	Gant	.257	Glanville	.325	Abreu	.337
2000	Lieberthal	.281	Gant	.256	Glanville	.275	Abreu	.316
2001	Estrada	.224	Burrell	.258	Glanville	.263	Abreu	.290
2002	Lieberthal	.281	Burrell	.282	Glanville	.244	Abreu	.314
2003	Lieberthal	.312	Burrell	.209	Byrd	.304	Abreu	.300
2004	Lieberthal	.272	Burrell	.256	Byrd	.224	Abreu	.302
2005	Lieberthal	.263	Burrell	.281	Lofton	.334	Abreu	.285
2006	Lieberthal	.277	Burrell	.270	Rowand	.259	Abreu	.278
2007	Ruiz	.258	Burrell	.264	Rowand	.310	Victorino	.276
2008	Ruiz	.216	Burrell	.249	Victorino	.297	Werth	.273
2009	Ruiz	.254	Ibañez	.273	Victorino	.293	Werth	.269
2010	Ruiz	.304	Ibañez	.277	Victorino	.260	Werth	.285
2011	Ruiz	.281	Ibañez	.246	Victorino	.279	Pence	.325
2012	Ruiz	.327	Pierre	.312	Victorino	.261	Pence	.270
2013	Ruiz	.266	Brown	.278	Revere	.305	D. Young	.272
2014	Ruiz	.253	Brown	.237	Revere	.307	Byrd	.263
2015	Ruiz	.214	Asche	.252	Herrera	.295	Francoeur	.250
2016	Rupp	.253	Asche	.219	Herrera	.285	Bourjos	.255
2017	Rupp	.218	Altherr	.250	Herrera	.279	Williams	.282

## RETIRED NUMBERS



### RICHIE ASHBURN • CF

**B-T:** L-R • **HT:** 5-10 • **WT:** 170

**BORN:** March 19, 1927, Tilden, NE

**DIED:** September 9, 1997, New York, NY

**CAREER:** Played 12 years with the Phillies (1948-59) and was regarded as one of the best leadoff hitters and defensive players in the game... Also played with the Cubs (1960-61) and New York Mets (1962), ending his playing career in 1962 with a .306 average.

**HOW OBTAINED:** Signed to a \$3,500 bonus in 1945 as a catcher.

**HITTING:** Two-time NL batting champion (.338, 1955 & .350, 1958) and runner-up twice (both to Stan Musial, 1948 and 1951)... Only rookie named to 1948 NL All-Star squad... Hit in 23

consecutive games that season... Led NL in singles, walks and on-base percentage, four times; hits, three times; triples, twice and stolen bases, once... His 1958 season marked the only time a leadoff hitter led the league in both average and walks... Batted .300 or better in nine of his 15 years in the majors and had an on-base percentage of .400 or more six times... Ranked 11th all-time in walks and 35th in hits when he retired after the 1962 season to enter the broadcast booth... Phillies all-time leader in singles (1,811) and was the club leader in games, at-bats and hits until Mike Schmidt came along... Ranks fourth in Phillies history in runs... Holds Phillies record for consecutive games played, 730... Finished with career .397 on-base percentage (.394 with Phillies).

**DEFENSE:** Holds club record for outfield putouts, 538, in 1951... Holds NL records for most years, 500 or more putouts, four times, and most years, 400 or more putouts, nine times... Led NL outfielders in putouts nine times, tying an NL record... Ranks sixth all-time in outfield putouts, 6,089... One of only two players to ever lead the league in putouts, assists and double plays in the same season twice... Second all-time to Taylor Douthitt in total chances per game (3.03), chances per game (2.98) and putouts per game (2.89)... Career chances per game average is well ahead of his contemporaries, Willie Mays, Mickey Mantle and Duke Snider.

**HONORS:** Rookie of the Year (*The Sporting News*) in 1948... Selected to five All-Star teams... Inducted into Phillies Wall of Fame in 1979... Number retired on August 24, 1979... Elected to National Baseball Hall of Fame by the Veterans Committee in 1995.



AVG	G	AB	R	H	2B	3B	HR	RBI	BB	SO	SB
.308	2189	8365	1322	2574	317	109	29	586	1198	571	234



### JIM BUNNING • RHP

**B-T:** R-R • **HT:** 6-3 • **WT:** 195

**BORN:** October 23, 1931, Southgate, KY... Served as a U.S. Senator for Kentucky, 1998-2010.

**DIED:** May 26, 2017, Edgewood, KY

**CAREER:** Pitched in 17 major league seasons, 1955-71: Detroit Tigers (1955-63), Phillies (1964-67; 1970-71), Pittsburgh Pirates (1968-69) and Los Angeles Dodgers (1969)... Managed in the Phillies minor league system for five years following his playing career.

**HOW OBTAINED:** Acquired along with C Gus Triandos from Detroit for OF Don Demeter and RHP Jack Hamilton, December 5, 1963.

**WINS:** From 1955 through 1971, led the majors in wins, innings and strikeouts... Won 19 games in each of first three seasons with the Phillies and finished 1967 with 17 wins while suffering a major league-record five 1-0 losses.

**MISC:** Led AL in strikeouts, twice... Led NL in shutouts, twice; innings, once; and strikeouts, once... Upon retiring in 1971, he ranked second to Walter Johnson on the all-time strikeout list... He became the first modern-era pitcher to win 100 games in each league and the second to record 1,000 strikeouts in each league; both milestones came in a Phillies uniform.


**NO-HITTERS:** Pitched a no-hitter against the Boston Red Sox while pitching for Detroit, July 20, 1958... Became the first 20th-century pitcher to throw a no-hitter in each league when he (father of seven) pitched a perfect game against the New York Mets at Shea Stadium on Father's Day, June 21, 1964, throwing only 90 pitches... It was the first perfect game in the NL since 1880.

**HONORS:** A nine-time All-Star, he was the first to pitch in the Midsummer Classic for both leagues... Started and won the first game in Veterans Stadium history, April 10, 1971, 4-1 over the Montreal Expos... Inducted into Phillies Wall of Fame in 1984... Elected to National Baseball Hall of Fame in 1996... Number retired on April 6, 2001.



W-L	ERA	G	GS	CG	SHO	IP	H	BB	SO
224-184	3.27	591	519	151	40	3760.1	3433	1000	2855

## RETIRED NUMBERS



### MIKE SCHMIDT • 3B

**B-T:** R-R • **HT:** 6-2 • **WT:** 203

**BORN:** September 27, 1949, Dayton, OH

**CAREER:** Played his entire 18-year career with the Phillies (1972-89), establishing himself as the greatest overall third baseman in the game.

**HOW OBTAINED:** Phillies second-round selection in the June 1971 amateur draft out of Ohio University, where he was a shortstop.

**HITTING:** Led NL in homers a record eight times; RBI, four times; slugging percentage, five times; and on-base percentage, three times... Only Hank Aaron (15 times), Alex Rodriguez (15 times), Barry Bonds (14 times) and Albert Pujols (14 times) hit 30 homers in a season more times than Schmidt's 13; only Rodriguez and Babe Ruth (12 times each) hit 35 homers more


than Schmidt's 11... At retirement, he ranked 7th in home runs (3rd on NL list), 15th in extra-base hits (6th, NL) and tied for 22nd in RBI (6th, NL)... Ranks 16th on the all-time home run list going into the 2018 season... Holds career record for a third baseman in home runs (509)... Set the major league record for homers in a season for a third baseman, 48, in 1980, which was broken in 2007... Won six Silver Sluggers for offensive excellence at his position.

**DEFENSE:** Held 10 NL fielding records when he retired... Won 10 Gold Gloves, most by a 3B in NL history... All-time rankings at third base: assists and assists per game, third; double plays, fifth; games (2,212), sixth.

**HONORS:** Won three MVP Awards (1980, '81, '86), one of five players to do so in the NL; is also only one of six to win back-to-back MVPs... Held 14 ML records, 18 NL records, 24 Phillies career records and 11 Phillies season records when he retired... Played in five League Championship Series and two World Series; was awarded 1980 WS MVP... 12-time All-Star, elected as the starter nine times... Named Baseball Player of the Decade (1980s) by *The Sporting News*... Voted Greatest Phillies Player Ever in 1983 poll of fans... Inducted into Phillies Wall of Fame in 1990... Number retired on May 26, 1990... Elected to National Baseball Hall of Fame in 1995, the 26th player to enter on his first ballot... Was the third baseman for MasterCard's® All-Century Team in 1999.



AVG	G	AB	R	H	2B	3B	HR	RBI	BB	SO	SB
.267	2404	8352	1506	2234	408	59	548	1595	1507	1883	174



### STEVE CARLTON • LHP

**B-T:** L-L • **HT:** 6-5 • **WT:** 210

**BORN:** December 22, 1944, Miami, FL

**CAREER:** Pitched 15 years with the Phillies from 1972-86... Broke in with the St. Louis Cardinals in 1965... Also pitched for the San Francisco Giants (1986), Chicago White Sox (1986), Cleveland Indians (1987) and Minnesota Twins (1987-88) before retiring in May 1988.

**HOW OBTAINED:** Acquired from St. Louis Cardinals for Rick Wise, February 25, 1972.

**WINS:** Only Warren Spahn (363) won more games among left-handers... Ranked ninth all-time in wins when he retired... Won 27 games (10 losses) in his first Phillies season, the fifth pitcher ever to win 20 games for a last-place club... Set Phillies record with 15 consecutive wins and won the

NL Triple Crown (wins, 1.97 ERA and a club-record 310 strikeouts that season)... 20-game winner, six times... At age 37, won 23 games in 1982, most for any NL pitcher at that age... All-time leader in starts (709) for a left-hander.

**MISC:** Ranks fourth on all-time strikeout list... Took temporary all-time strikeout lead on June 7, 1983... Struck out Eric Davis for the 4,000th of his career, Aug. 15, 1986 with SF... Led NL in wins, four times; complete games, three; innings pitched, five; strikeouts, five; ERA and shutouts, once... Phillies all-time leader in wins, games started and strikeouts; ranks second in games, shutouts and innings pitched... Held six ML pitching records, 12 NL records and 10 League Championship Series records when he retired... Holds ML record for consecutive starts, 544, without pitching in relief... Struck out 10 or more 82 times.

**HONORS:** Became first pitcher to win four Cy Young Awards (1972, '77, '80, '82)... Selected to 10 All-Star teams... Played in five LCS and two World Series with the Phillies (four World Series overall)... Winning pitcher in 1980 World Series-clinching game vs. Kansas City... Inducted into Phillies Wall of Fame in 1989... Number retired on July 29, 1989... Elected to National Baseball Hall of Fame in 1994, his first year of eligibility.



W-L	ERA	G	GS	CG	SHO	IP	H	BB	SO
329-244	3.22	741	709	254	55	5217.1	4672	1833	4136



## RETIRED NUMBERS



### ROBIN ROBERTS • RHP

**B-T:** S-R • **HT:** 6-0 • **WT:** 190

**BORN:** September 30, 1926, Springfield, IL

**DIED:** May 6, 2010, Temple Terrace, FL

**CAREER:** Pitched 14 years with the Phillies, 1948-61... Also pitched for Baltimore Orioles (1962-65), Houston Astros (1965-66) and Chicago Cubs (1966) before retiring in 1966.

**HOW OBTAINED:** Signed to a \$25,000 bonus by the Phillies following graduation from Michigan State in 1947.

**WINS:** 20-game winner six straight years (1950-55)... Led NL in wins, four straight seasons, starting in 1952... Making third start in five days, he won his 20th game as the Phillies clinched the pennant at Brooklyn, October 1, 1950... Won a career-high 28 games in 1952 and set a club record with an .800 winning percentage; won 21 of his last 23 decisions that year.

**MISC:** Never pitched under 304 innings in a season from 1950-55... Led the Phillies in innings pitched from 1950 through 1960... Compiled a streak of 28 straight complete games in 1952-53... Led the NL in complete games and innings pitched, five times; wins, four times; shutouts and strikeouts, twice... Phillies career leader in games pitched, complete games and innings pitched, and was the leader in wins and strikeouts until Steve Carlton came along.

**HONORS:** Selected to seven consecutive All-Star Games (1950-56)... Shares All-Star Game record for most starts, five, with Lefty Gomez and Don Drysdale... Named Player of the Year by *The Sporting News* in 1952 and was chosen as the Pitcher of the Year three times by the same publication (before Cy Young Award was established)... Number retired unofficially in 1962 and officially on June 18, 2008, the 60th anniversary of his ML debut... Elected to National Baseball Hall of Fame in 1976... First inductee to Phillies Wall of Fame (1978).



W-L	ERA	G	GS	CG	SHO	IP	H	BB	SO
286-245	3.41	676	609	305	45	4688.2	4582	902	2357



### GROVER CLEVELAND ALEXANDER • RHP

**B-T:** R-R • **HT:** 6-1 • **WT:** 185

**BORN:** February 26, 1887, Elba, NE

**DIED:** November 4, 1950, St. Paul, NE

**CAREER:** Pitched for 20 years in the majors, including two stints with the Phillies, 1911-17 and 1930... Also pitched for the Chicago Cubs (1918-26) and St. Louis Cardinals (1926-29) before retiring after nine appearances with the Phillies in 1930.

**HOW OBTAINED:** Purchased by the Phillies for \$750 from the Syracuse Stars in 1910.

**WINS:** Won 28, 19, 22, 27, 31, 33 and 30 games in his first seven seasons with the Phillies... During those seasons, he averaged 27.1 wins and 355 innings pitched... His 28 wins in 1911 remain the modern rookie record... 16 of his 33 wins in 1916 were shutouts, still a major league record... His

190 Phillies career wins were a record until broken by Robin Roberts... Won the Phillies' first-ever World Series game, 3-1, over Boston, October 8, 1915.

**MISC:** His ERA was 1.22, 1.55 and 1.83, 1915-17... Won the NL Triple Crown (W, IP, SO) during same seasons... Threw four one-hitters in 1915, another record... Won a doubleheader at Ebbets Field in September 1917, 5-0 and 7-3, over Brooklyn... During his Phillies career he led the league in innings pitched, six times; wins, shutouts and strikeouts, five times; and ERA, three times... Holds club record with 61 career shutouts; Steve Carlton is second with 39... Won a Triple Crown with the Cubs in 1920... Six years later, picked up two wins and a save as the Cardinals won the World Series... His 373 wins are tied for third all-time... 90 shutouts are second to Walter Johnson's 110.

**HONORS:** Named after a U.S. president; portrayed by actor/future President Ronald Reagan in a 1952 motion picture, *The Winning Team*... During his big league career, the players didn't wear uniform numbers thus the Phillies selected the 1915 "P" as his symbol... Jersey retired on April 6, 2001... Elected to National Baseball Hall of Fame, joining nine others as the first group inducted, June 12, 1939... Inducted into Phillies Wall of Fame in 1981.

W-L	ERA	G	GS	CG	SHO	IP	H	BB	SO
373-208	2.56	696	600	437	90	5190.0	4868	951	2198

## RETIRED NUMBERS



### CHUCK KLEIN • OF

**B-T:** L-R • **HT:** 6-0 • **WT:** 185

**BORN:** October 7, 1904, Indianapolis, IN

**DIED:** March 28, 1958, Indianapolis, IN

**CAREER:** Left-handed hitting outfielder who played 17 seasons in the majors, including 1928-33, 1936-39 and 1940-44 with the Phillies... Also played with the Chicago Cubs (1934-36) and Pittsburgh Pirates (1939) before retiring after playing in four games in 1944.

**HOW OBTAINED:** Purchased from Ft. Wayne for \$5,000 in mid-July 1928.


**HITTING:** During first five full seasons (1929-33), Klein batted .359 and averaged 131.6 runs, 46.4 doubles, 36 homers and 138.6 RBI per season... NL home run leader four times; led NL in runs and slugging percentage, three times; hits, doubles and RBI, twice; and won 1933 batting title... 43

homers in 1929 remained a Phillies record until Mike Schmidt hit 48 in 1980... Had two 26-game hitting streaks in 1930; shares ML record for most games, one or more hits, season, 135... Became first modern NL player to hit four home runs in a game, July 10, 1936, against the Pirates in Pittsburgh... Holds the Phillies single-season records for runs, doubles, extra-base hits, total bases and RBI (since 1900)... His 170 RBI and 445 total bases in 1930 are still NL records for a LH hitter... Had career slugging percentage of .543... Phils stats: .326, 243 homers, 983 RBI.

**DEFENSE:** Holds ML record (since 1900) for most assists, season, with 44 in 1930 (156 games).

**HONORS:** Won MVP in 1932, the first Phillie to win the award... Lone Phillie player to win a Triple Crown, 1933: .368, 28 HR, 120 RBI... Started in first All-Star Game that same season... During his Phillies career, Chuck wore seven different numbers, 1, 3, 8, 26, 29, 32 and 36, so the Phillies selected the old-English "P" worn by the team during Klein's first six seasons... Elected to National Baseball Hall of Fame by the Veterans Committee in 1980... Inducted into Phillies Wall of Fame in 1980... Jersey retired on April 6, 2001.

AVG	G	AB	R	H	2B	3B	HR	RBI	BB	SO	SB
.320	1753	6486	1168	2076	398	74	300	1201	601	521	79



### JACKIE ROBINSON 1B • 2B • 3B • OF

Former Commissioner Bud Selig announced that all teams would retire No. 42 in 1997 during the 50th anniversary of Jackie Robinson's becoming the first African American to play in Major League Baseball... Robinson made his debut in 1947 with the Brooklyn Dodgers, who retired his number following his 1972 death... In 1987, the National League Rookie of the Year Award was renamed after Robinson... Former pitching coach Galen Cisco was the last Phillie to wear the number, in 1997. (The 1997 rule was grandfathered, meaning a player who had worn the number could retain it until that player retired. Mike Jackson, who wore No. 42, was signed as a free agent by the Phillies for the 2000 season, but he did not pitch in a game that year.)



AVG	G	AB	R	H	2B	3B	HR	RBI	BB	SO	SB
.311	1382	4877	947	1518	273	54	137	734	740	291	197

#### PHILLIES BALLPARKS

Recreation Park	1883-1886
Philadelphia Park/Baker Bowl	1887-1938
University of Pennsylvania	1894
Columbia Park	1903
Shibe Park/Connie Mack Stadium	1927; 1938-1970
Veterans Stadium	1971-2003
Citizens Bank Park	2004-present

# POSTSEASON HISTORY

## 1915 WORLD SERIES PHILLIES VS. BOSTON RED SOX (Red Sox win series, 4 games to 1)

### Game 1 – October 8

The Phillies produced two runs in the eighth inning on an RBI groundout by Gavvy Cravath and an infield single by Fred Luderus to break a 1-1 tie, giving them their first WS win, 3-1. Grover Cleveland Alexander scattered eight singles in a complete-game victory. Babe Ruth, a 20-year-old left-handed pitcher who had 18 wins during the regular season, was used as a pinch-hitter, his only appearance in the Series.

	R	H	E	WP:	LP:
Boston	1	8	1	HR: None	
Phillies	3	5	1	Att: 19,343	

### Game 2 – October 9

Woodrow Wilson became the first president to throw out the first ball at a World Series game. Rube Foster three-hit the Phillies and singled in the winning run in the top of the ninth inning of a 2-1 decision.

	R	H	E	WP:	LP:
Boston	2	10	0	HR: None	
Phillies	1	3	1	Att: 20,306	

### Game 3 – October 11

Another three-hitter, this one by Dutch Leonard, produced another 2-1 Boston victory. Duffy Lewis' two-out single to center drove in Harry Hooper with the winning run in the last of the ninth inning. The game in Boston drew 42,300, a WS record.

	R	H	E	WP:	LP:
Phillies	1	3	0	HR: None	
Boston	2	6	1	Att: 42,300	

### Game 4 – October 12

Ernie Shore pitched Boston's third straight 2-1 win. Fred Luderus had three of the Phillies' seven hits, including the lone RBI in the eighth inning. The series returned to Philadelphia with Boston leading, 3-1.

	R	H	E	WP:	LP:
Phillies	1	7	0	HR: None	
Boston	2	8	1	Att: 41,096	

### Game 5 – October 13

Rube Foster pitched Boston's fifth straight complete game, Harry Hooper belted two homers and Duffy Lewis one as the Red Sox won another one-run decision, 5-4. Hooper's second homer was the game-winner in the top of the ninth inning. The victory gave the Red Sox their third World Series championship (1905 and 1912).

	R	H	E	WP:	LP:
Boston	5	10	1	HR: Luderus, Hooper (2), Lewis	
Phillies	4	9	1	Att: 20,306	

## 1950 WORLD SERIES PHILLIES VS. NEW YORK YANKEES (Yankees win series, 4 games to 0)

### Game 1 – October 4

Because Robin Roberts had started so many times in the final week, manager Eddie Sawyer surprised everyone by naming relief ace Jim Konstanty the starter. Konstanty allowed one run over eight innings but Vic Raschi blanked the Phillies on two singles in the series opener at Shibe Park, a 1-0 NY win.

	R	H	E	WP:	LP:
New York	1	5	0	HR: None	
Phillies	0	2	1	Att: 30,746	

### Game 2 – October 5

Roberts started the second game and worked all 10 innings, a 2-1 loss when Joe DiMaggio homered into the upper deck in left field in the 10th inning. Richie Ashburn drove in the Phillies' lone run with a fifth-inning fly ball.

	R	H	E	WP:	LP:
New York	2	10	0	HR: DiMaggio	
Phillies	1	7	0	Att: 32,660	

### Game 3 – October 6

Trailing 2-1, the Yankees won another one-run game with single runs in the eighth and ninth innings. Jerry Coleman, who drove in the winning run in Game 1, singled with two out in the last of the ninth for the game-winner.

	R	H	E	WP:	LP:
Phillies	2	10	2	HR: None	
New York	3	7	0	Att: 65,791	

### Game 4 – October 7

Rookie sensation Whitey Ford blanked the Phillies for eight innings as the Yankees swept the series with a 5-2 decision. It was the Yankees' 13th World Championship.

	R	H	E	WP:	LP:
Phillies	2	7	1	HR: Berra	
New York	5	8	2	Att: 69,098	

# POSTSEASON HISTORY

## 1976 NATIONAL LEAGUE CHAMPIONSHIP SERIES PHILLIES VS. CINCINNATI REDS (Reds win series, 3 games to 0)

### Game 1 – October 9

Mike Schmidt's first-inning sacrifice fly staked the Phillies to a 1-0 lead in the first postseason game played in Philadelphia since October 5, 1950. The Reds scored six unanswered runs and won the first game, 6-3.

	R	H	E	WP:	LP:
Cincinnati	6	10	0	HR: Foster	
Phillies	3	6	1	Att: 62,640	

### Game 2 – October 10

Again, the Phillies took an early lead with single runs in the second and fourth innings. Jim Lonborg carried a no-hitter into the sixth inning when the Reds scored four times on three hits, two walks and an error. Cincinnati won, 6-2, and the series shifted to Riverfront Stadium.

	R	H	E	WP:	LP:
Cincinnati	6	6	0	SV: Borbon	
Phillies	2	10	1	HR: Luzinski	Att: 62,651

### Game 3 – October 12

The Reds wiped out a 2-0 Phillies lead by scoring four times in the seventh. The Phillies clawed back, taking a 6-4 lead into the last of the ninth. Homers by George Foster and Johnny Bench tied it up and a single by Ken Griffey Sr. won the game, 7-6, as Cincinnati completed the sweep.

	R	H	E	WP:	LP:
Phillies	6	11	0	HR: Foster, Bench	
Cincinnati	7	9	2	Att: 55,047	

## 1977 NATIONAL LEAGUE CHAMPIONSHIP SERIES PHILLIES VS. LOS ANGELES DODGERS (Dodgers win series, 3 games to 1)

### Game 1 – October 4

Greg Luzinski's booming two-run homer gave the Phillies a first-inning lead in Los Angeles, but Ron Cey's grand slam off Steve Carlton tied the game in the seventh. Singles by Bake McBride, Larry Bowa and Mike Schmidt produced the first of two ninth-inning runs that gave the Phillies a 7-5 win.

	R	H	E	WP:	LP:
Phillies	7	9	0	SV: McGraw	
Los Angeles	5	9	2	HR: Luzinski, Cey	Att: 55,968

### Game 2 – October 5

Don Sutton's complete game and Dusty Baker's fourth-inning grand slam carried the Dodgers to a 7-1 win as the series moved east to Veterans Stadium.

	R	H	E	WP:	LP:
Phillies	1	9	1	HR: McBride, Baker	
Los Angeles	7	9	1	Att: 55,973	

### Game 3 – October 7

With their team trailing 2-0, Phillies fans unraveled Burt Hooton in the second inning. The right-hander walked four straight batters as the Phillies took a 3-2 lead. Leading 5-3 after eight innings, the Phillies seemed headed for their second victory. Instead, they sustained the most bitter defeat in Vet history. With two out, the Dodgers tied the game on a controversial call by first base umpire Bruce Froemming. Davey Lopes' grounder kicked off Mike Schmidt's glove to Larry Bowa, who threw to first base for the potential game-ending out. Froemming called Lopes safe; TV replays indicated he was out. Lopes wound up scoring the winning run on Bill Russell's single to center.

	R	H	E	WP:	LP:
Los Angeles	6	12	2	SV: Garman	
Phillies	5	6	2	HR: None	Att: 63,719

### Game 4 – October 8

In a game played almost entirely in a steady rain, the Dodgers advanced to the World Series with a 4-1 win behind Tommy John.

	R	H	E	WP:	LP:
Los Angeles	4	5	0	HR: Baker	
Phillies	1	7	0	Att: 64,924	

# POSTSEASON HISTORY

## 1978 NATIONAL LEAGUE CHAMPIONSHIP SERIES PHILLIES VS. LOS ANGELES DODGERS (Dodgers win series, 3 games to 1)

### Game 1 – October 4

Steve Garvey's three-run homer triggered a four-run third inning. Reliever Bob Welch allowed only one run over 4.1 innings as the Dodgers took the first game, 9-5.

	R	H	E	WP:	LP:
Los Angeles	9	13	1	HR: Martin, Garvey (2), Lopes,	
Phillies	5	12	1	Yeager	
				Att: 63,460	

### Game 2 – October 5

Tommy John, who won the clinching NLCS game a year earlier, blanked the Phillies on four singles, a 4-0 decision that gave the Dodgers a 2-0 lead as the series shifted to Los Angeles.

	R	H	E	WP:	LP:
Los Angeles	4	8	0	HR: Lopes	
Phillies	0	4	0	Att: 60,642	

### Game 3 – October 6

Steve Carlton was a virtual one-man show as the Phillies stayed alive. The big lefty hit a three-run homer in the second inning, added an RBI single in the sixth and struck out eight in a complete-game, 9-4 win.

	R	H	E	WP:	LP:
Phillies	9	11	1	HR: Carlton, Luzinski, Garvey	
Los Angeles	4	8	2	Att: 55,043	

### Game 4 – October 7

Bake McBride tied the game, 3-3, with a pinch-hit solo home run in the seventh inning. Both teams couldn't capitalize on two-out threats in the eighth inning and both went down 1-2-3 in the ninth. For the second straight year, Bill Russell delivered the knockout punch, a two-out single to center in the 10th inning that scored Ron Cey.

	R	H	E	WP:	LP:
Phillies	3	8	2	HR: Luzinski, McBride, Cey,	
Los Angeles	4	13	2	Garvey	
				Att: 55,124	

## 1980 NATIONAL LEAGUE CHAMPIONSHIP SERIES PHILLIES VS. HOUSTON ASTROS (Phillies win series, 3 games to 2)

### Game 1 – October 7

With the Phillies trailing 1-0, Greg Luzinski unloaded a two-run homer in the sixth. Greg Gross' pinch RBI single in the next inning produced the final run of a 3-1 win before over 65,000 at the Vet.

	R	H	E	WP:	LP:
Houston	1	7	0	SV: McGraw	
Phillies	3	8	1	HR: Luzinski	
				Att: 65,277	

### Game 2 – October 8

Trailing 1-0, the Phillies went on top with two in the fourth. Garry Maddox's RBI single tied the game, 3-3, in the eighth. Dave Bergman's triple scored two of Houston's four 10th-inning runs that gave them a 7-4 win with the series headed for the Astrodome.

	R	H	E	WP:	LP:
Houston	7	8	1	SV: Andujar	
Phillies	4	14	2	HR: None	
				Att: 65,476	

### Game 3 – October 10

After stranding 14 runners in the previous game, the Phillies left 11 more men on base as they lost an 11-inning classic, 1-0. Rafael Landestoy, pinch-running for Joe Morgan, who had tripled, scored the lone run on Dennis Walling's sacrifice fly.

	R	H	E	WP:	LP:
Phillies	0	7	1	HR: None	
Houston	1	6	1	Att: 44,443	

### Game 4 – October 11

A wild and crazy game. Houston pulled off what seemed to be a triple play that was eventually ruled a double play following a 20-minute conference. Gary Woods appeared to score Houston's third run but it was ruled he left third base too soon on a fly ball. Trailing, 2-0, the Phillies scored three in the top of the eighth only to have the Astros tie it, 3-3, in the bottom of the ninth. Pete Rose bowled over catcher Bruce Bochy to score the winning run in the 10th inning. The series was tied, 2-2, with one game to go.

	R	H	E	WP:	LP:
Phillies	5	13	0	SV: McGraw	
Houston	3	5	1	HR: None	
				Att: 44,952	

### Game 5 – October 12

Trailing 5-2, the Phillies erupted for five eighth-inning runs against Nolan Ryan, but the Astros tied the game with a pair in their half of the inning. Neither team scored in the ninth, forcing extra innings for the fourth straight game. Del Unser doubled to right with one out in the 10th and Garry Maddox got the hit of his life, an RBI double to center. He also caught the final out; Dick Ruthven leaped off the mound and Maddox was raised to the shoulders of his jubilant teammates.

	R	H	E	WP:	LP:
Phillies	8	13	2	HR: None	
Houston	7	14	0	Att: 44,802	

# POSTSEASON HISTORY

## 1980 WORLD SERIES

### PHILLIES VS. KANSAS CITY ROYALS

(Phillies win series, 4 games to 2)

#### Game 1 – October 14

KC took a 4-0 lead after three innings before the Phillies got going. Larry Bowa singled and daringly stole second. It was the spark of a five-run inning, capped by Bake McBride's three-run homer. Leading by a run, Tug McGraw struck out Willie Wilson to end the game and give the Phillies a 7-6 win.

	R	H	E	WP: Walk; LP: Leonard
Kansas City	6	9	1	SV: McGraw
Phillies	7	11	0	HR: McBride, Aikens (2), Otis
				Att: 65,791

#### Game 2 – October 15

Again, the Phillies fell behind, this time 4-2 going into the eighth. RBI hits by Del Unser, Bake McBride, Mike Schmidt and Keith Moreland produced four runs. Ron Reed struck out John Wathan to end the game, a 6-4 Phillies triumph.

	R	H	E	WP: Carlton; LP: Quisenberry
Kansas City	4	11	0	SV: Reed
Phillies	6	8	1	HR: None
				Att: 65,775

#### Game 3 – October 17

Three times Kansas City scored a single run and each time the Phillies came back with a single run in their next at-bat. The Royals delighted their home crowd by winning, 4-3, in 10 innings when Willie Aikens singled with the bases loaded against Tug McGraw.

	R	H	E	WP: Quisenberry; LP: McGraw
Phillies	3	14	0	HR: Schmidt, Brett, Otis
Kansas City	4	11	0	Att: 42,380

#### Game 4 – October 18

Once again, the Phillies fell behind, but this time they didn't come back. Willie Aikens homered in each of the first two innings to set the pace for a 5-3 KC win. But something happened in the fourth inning that set the tone for the rest of the series. Reliever Dickie Noles brushed back George Brett with the count 0 and 2. Brett would only get three singles and Aikens one hit in the remaining two games.

	R	H	E	WP: Leonard; LP: Christenson
Phillies	3	10	1	SV: Quisenberry
Kansas City	5	10	2	HR: Aikens (2)
				Att: 42,363

#### Game 5 – October 19

Trailing 3-2 going into the top of the ninth, the "Comeback Kids" did it again. Mike Schmidt singled off George Brett's glove and scored the tying run on a double by pinch-hitter Del Unser. Two outs later, Manny Trillo singled on a two-strike count to drive in Unser with the lead run. The Royals loaded the bases in the ninth but Tug McGraw struck out Jose Cardenal to end the game. Three Phillies wins, three KC strikeouts to end each win.

	R	H	E	WP: McGraw; LP: Quisenberry
Phillies	4	7	0	HR: Schmidt, Otis
Kansas City	3	12	2	Att: 42,369

#### Game 6 – October 21

Over 65,000 jammed Veterans Stadium looking for a Phillies win and their first World Championship. This time, the script didn't call for a comeback win. The Phillies grabbed a four-run lead before the Royals chased Steve Carlton with an eighth-inning run. Three more outs were all the Phillies and Tug McGraw needed. After Amos Otis struck out, Frank White lofted a foul pop in front of the Phillies dugout. Bob Boone and Pete Rose converged. The ball bounced off Boone's glove but the ever-alert Rose was there to make the catch. At 11:29 p.m. Veterans Stadium erupted when McGraw struck out Willie Wilson to win the World Series.

	R	H	E	WP: Carlton; LP: Gale
Kansas City	1	7	2	SV: McGraw
Phillies	4	9	0	HR: None
				Att: 65,838



# POSTSEASON HISTORY

## 1981 NATIONAL LEAGUE DIVISION SERIES

### PHILLIES VS. MONTREAL EXPOS

(Expos win series, 3 games to 2)

#### Game 1 – October 7

Steve Rogers gave up 10 hits but the Expos ace held off Steve Carlton and the Phillies, 3-1, at Montreal. Catcher Keith Moreland led the Phils with three hits.

	R	H	E	WP: Rogers; LP: Carlton
Phillies	1	10	0	SV: Reardon
Montreal	3	8	1	HR: Moreland Att: 34,327

#### Game 2 – October 8

Chris Speier's run-scoring single in the second inning and Gary Carter's two-run homer in the third gave the Expos a second straight win by the same score. Speier recorded the game-winning RBI in both games.

	R	H	E	WP: Gullikson; LP: Ruthven
Phillies	1	6	2	SV: Reardon
Montreal	3	7	0	HR: Carter Att: 45,896

#### Game 3 – October 9

The series shifted to the Vet and the Phillies used 13 hits (11 singles) and four Montreal errors to stay alive, 6-2. Gary Matthews was 3-for-4 for the Phils with a pair of runs scored. Mike Schmidt and Keith Moreland drove in two runs each. Larry Christenson allowed one run on four hits in six innings for the victory.

	R	H	E	WP: Christenson; LP: Burreis
Montreal	2	8	4	HR: None
Phillies	6	13	0	Att: 36,835

#### Game 4 – October 10

George Vukovich hit a game-winning, pinch-hit homer in the 10th to even the series, 2-2. It was Vukovich's third pinch hit of the series and gave the Phillies a 6-5 win after losing leads of 4-0 and 5-4. Tug McGraw pitched three scoreless innings of relief for the win.

	R	H	E	WP: McGraw; LP: Reardon
Montreal	5	10	1	HR: Schmidt, Matthews, G. Vukovich, Carter
Phillies	6	9	0	Att: 38,818

#### Game 5 – October 11

Steve Rogers was the entire story as Montreal advanced to the NLCS. He held the Phillies scoreless on six hits and drove in the first two runs with a bases-loaded single in the fifth off Steve Carlton as the Expos prevailed, 3-0.

	R	H	E	WP: Rogers; LP: Carlton
Montreal	3	8	1	HR: None
Phillies	0	6	0	Att: 47,384

## 1983 NATIONAL LEAGUE CHAMPIONSHIP SERIES

### PHILLIES VS. LOS ANGELES DODGERS

(Phillies win series, 3 games to 1)

#### Game 1 – October 4

Mike Schmidt homered as the third batter of the game to provide the 16th run of the season against LA pitching. Steve Carlton (7.2 IP) and Al Holland (1.1 IP) combined to blank the Dodgers on seven singles, 1-0, in LA.

	R	H	E	WP: Carlton; LP: Reuss
Phillies	1	5	1	SV: Holland
Los Angeles	0	7	0	HR: Schmidt Att: 49,963

#### Game 2 – October 5

Gary Matthews' second-inning solo homer was just the Phillies' 17th run off LA all season. It was the Phillies' lone run as the Dodgers evened the series, 4-1. The scene shifted to Veterans Stadium.

	R	H	E	WP: Valenzuela; LP: Denny
Phillies	1	7	2	SV: Niedenfuer
Los Angeles	4	6	1	HR: Matthews Att: 55,967

#### Game 3 – October 7

Gary Matthews and Charles Hudson were the stars of the show. Matthews had two singles, his second homer of the series, four RBI and a stolen base while Hudson pitched a four-hitter to give the Phillies a 7-2 win and 2-1 LCS lead.

	R	H	E	WP: Hudson; LP: Welch
Los Angeles	2	4	0	HR: Matthews, Marshall
Phillies	7	9	1	Att: 53,490

#### Game 4 – October 8

Sweet revenge. Riding homers from Gary Matthews and Sixto Lezcano, the Phillies headed to the World Series for the second time in four seasons. Matthews started the scoring with a three-run homer in the first inning of the 7-2 decision as Steve Carlton beat Jerry Reuss for the second time in four games. Phillies pitchers compiled a 1.03 ERA in the series, holding the Dodgers to a .209 average.

	R	H	E	WP: Carlton; LP: Reuss
Los Angeles	2	10	0	HR: Lezcano, Matthews, Baker
Phillies	7	13	1	Att: 64,494

# POSTSEASON HISTORY

## 1983 WORLD SERIES

### PHILLIES VS. BALTIMORE ORIOLES (Orioles win series, 4 games to 1)

#### Game 1 – October 11

Playing in the rain, the Phillies edged the Orioles, 2-1, at Memorial Stadium, a game in which all the runs came on homers. Jim Dwyer put the Birds on top with a first-inning homer off John Denny. Joe Morgan tied it in the sixth and Garry Maddox delivered a game-winning shot in the eighth inning.

	R	H	E	WP: Denny; LP: McGregor
Phillies	2	5	0	SV: Holland
Baltimore	1	5	1	HR: Morgan, Maddox, Dwyer Att: 52,204

#### Game 2 – October 12

Rookies Charles Hudson and Mike Boddicker were the starting pitchers. The Phillies took a 1-0 lead in the fourth inning on Joe Lefebvre's sacrifice fly. Hudson retired 12 of the first 13 hitters but couldn't survive the fifth when the Orioles scored three times. Final: 4-1, with the Series heading north on I-95 to Veterans Stadium.

	R	H	E	WP: Boddicker; LP: Hudson
Phillies	1	3	0	HR: Lowenstein
Baltimore	4	9	1	Att: 52,132

#### Game 3 – October 14

Leadoff homers in the second (Gary Matthews) and third (Joe Morgan) innings staked Steve Carlton to a 2-0 lead. Baltimore cut the lead in half with a sixth-inning run and won the game with a pair in the seventh, the first coming on Benny Ayala's single and the second on an error by Ivan DeJesus.

	R	H	E	WP: Palmer; LP: Carlton
Baltimore	3	6	1	SV: Martinez
Phillies	2	8	2	HR: Matthews, Morgan, Ford Att: 65,792

#### Game 4 – October 15

Again, the Phillies took a lead, 3-2, after five innings. The Orioles tied a WS record with four consecutive pinch-hitters in a two-run sixth inning. Pinch-hitter John Shelby drove in the eventual game-winning run on a sacrifice fly. The Phillies scored a run in the ninth to pull within 5-4, but Joe Morgan lined out to second to end the game.

	R	H	E	WP: Davis; LP: Denny
Baltimore	5	10	1	SV: Martinez
Phillies	4	10	0	HR: None Att: 66,947

#### Game 5 – October 16

Scott McGregor's five-hit shutout brought Baltimore the World Championship. The Orioles had only five hits but three were home runs, two shots by Eddie Murray and one by Rick Dempsey.

	R	H	E	WP: McGregor; LP: Hudson
Baltimore	5	5	0	HR: Murray (2), Dempsey
Phillies	0	5	1	Att: 67,064

## 1993 NATIONAL LEAGUE CHAMPIONSHIP SERIES

### PHILLIES VS. ATLANTA BRAVES (Phillies win series, 4 games to 2)

#### Game 1 – October 6

Kim Batiste atoned for a ninth-inning error that helped the Braves tie the score by singling in John Kruk, who had doubled, with the winning run in the bottom of the 10th.

	R	H	E	WP: Williams; LP: McMichael
Atlanta	3	9	0	HR: Incaviglia
Phillies	4	9	1	Att: 62,412

#### Game 2 – October 7

Scoring six times in the top of the third inning, the Braves went on to thump the Phillies, 14-3. Atlanta hit four homers, two (Jeff Blauer and Damon Berryhill) coming in the big inning. Series moved to Atlanta tied at 1-1.

	R	H	E	WP: Maddux; LP: Greene
Atlanta	14	16	0	HR: Hollins, Dykstra, McGriff,
Phillies	3	7	2	Blauer, Pendleton, Berryhill Att: 62,436

#### Game 3 – October 9

Trailing 1-0 after five innings, the Braves again used the big inning to take a 2-1 series lead. They scored five times in the sixth on four hits, an error and a walk and came back with four more in the seventh to win, 9-4.

	R	H	E	WP: Glavine; LP: Mulholland
Phillies	4	10	1	HR: Kruk
Atlanta	9	12	0	Att: 52,032

#### Game 4 – October 10

Danny Jackson and Mitch Williams combined to stop the Braves offense on three doubles and seven singles, a 2-1 Sunday night victory. Kevin Stocker and Jackson drove in the two Phillies runs in the fourth inning.

	R	H	E	WP: Jackson; LP: Smoltz
Phillies	2	8	1	SV: Williams
Atlanta	1	10	1	HR: None Att: 52,032

#### Game 5 – October 11

Lenny Dykstra's solo homer in the 10th inning gave the Phillies a 4-3 victory and a 3-2 playoff lead as the series shifted back to Veterans Stadium. Larry Andersen struck out two in the 10th for the save.

	R	H	E	WP: Williams; LP: Wohlers
Phillies	4	6	1	SV: Andersen
Atlanta	3	7	1	HR: Daulton, Dykstra Att: 52,032

#### Game 6 – October 13

Before 62,502 fans, the Phillies jumped on Greg Maddux for six runs in 5.2 innings, including a two-run homer by Dave Hollins. The climax came when Mitch Williams struck out pinch-hitter Bill Pecota in the top of the ninth inning, setting off a rousing celebration. The 6-3 victory sent the Phillies to their third World Series in 13 years.

	R	H	E	WP: Greene; LP: Maddux
Atlanta	3	5	3	SV: Williams
Phillies	6	7	1	HR: Hollins, Blauer Att: 62,502



# POSTSEASON HISTORY

## 1993 WORLD SERIES

**PHILLIES VS. TORONTO BLUE JAYS**  
(Blue Jays win series, 4 games to 2)

### Game 1 – October 16

The SkyDome was packed for the first game, an 8-5 victory for the Blue Jays. Devon White and John Olerud homered and reliever Al Leiter picked up the win with 2.2 scoreless innings.

	R	H	E	WP: Leiter; LP: Schilling
Phillies	5	11	1	SV: Ward
Toronto	8	10	3	HR: White, Olerud Att: 52,011

### Game 2 – October 17

Jim Eisenreich capped a five-run third inning with a three-run homer off Dave Stewart. Lenny Dykstra also homered and made two outstanding catches, crashing into the center-field wall in the third and fourth innings. The scene shifted to Veterans Stadium with the Series knotted at one-all.

	R	H	E	WP: Mulholland; LP: Stewart
Phillies	6	12	0	SV: Williams
Toronto	4	8	0	HR: Eisenreich, Dykstra, Carter Att: 52,062

### Game 3 – October 19

Paul Molitor, the DH in Toronto, played first base against LHP Danny Jackson. The veteran led the offense with a single, triple, home run and three RBI as the Blue Jays coasted to a 10-3 victory.

	R	H	E	WP: Hentgen; LP: Jackson
Toronto	10	13	1	HR: Thompson, Molitor
Phillies	3	9	0	Att: 62,689

### Game 4 – October 20

Lenny Dykstra turned in an incredible performance, with a double, two homers, four runs scored, four RBI, a stolen base and an assist, but the Blue Jays rallied from 6-3, 12-7 and 14-9 deficits to win, 15-14, with a six-run eighth inning. The game lasted 4:14, longest in WS history up to that point.

	R	H	E	WP: Castillo; LP: Williams
Toronto	15	18	0	SV: Ward
Phillies	14	14	1	HR: Dykstra (2), Daulton Att: 62,731

### Game 5 – October 21

Facing elimination, Curt Schilling rose to the occasion with the Phillies' first WS shutout, 2-0. Following an 18-hit attack the previous game, Schilling held the Blue Jays to five singles.

	R	H	E	WP: Schilling; LP: Guzman
Toronto	0	5	1	HR: None
Phillies	2	5	1	Att: 62,706

### Game 6 – October 23

Veteran outfielder Joe Carter hit one of the most dramatic home runs in baseball history, a three-run shot over the left field wall in the last of the ninth to lift the Blue Jays to an 8-6 win and their second consecutive World Championship. They were the first team since the 1977-78 Yankees to repeat. Lenny Dykstra finished with four home runs, tying him for second for the most homers in one Series.

	R	H	E	WP: Ward; LP: Williams
Phillies	6	7	0	HR: Dykstra, Molitor, Carter
Toronto	8	10	2	Att: 52,195

## 2007 NATIONAL LEAGUE DIVISION SERIES

**PHILLIES VS. COLORADO ROCKIES**  
(Rockies win series, 3 games to 0)

### Game 1 – October 3

In their first postseason appearance in 14 years, the Phillies fell to the Rockies, 4-2, in Game 1 of the NLDS. Trailing 3-0, the Phils drew to within one run when Aaron Rowand and Pat Burrell hit back-to-back homers in the fifth inning, a first in the club's playoff history. Colorado added an insurance run in the eighth on Matt Holliday's solo homer. Phils starter Cole Hamels retired the side in order in five of his six full innings, but took the loss in the first-ever playoff game at Citizens Bank Park.

	R	H	E	WP: Francis; LP: Hamels
Colorado	4	6	0	SV: Corpas
Phillies	2	4	0	HR: Rowand, Burrell, Holliday Att: 45,655

### Game 2 – October 4

In front of what was the largest crowd in the history of Citizens Bank Park at the time, the Phillies dropped Game 2, 10-5. Colorado jumped out to a 2-0 lead in the first inning on back-to-back homers off Kyle Kendrick, the second-youngest Phillie to start a postseason game. Jimmy Rollins led off the bottom half of the first with a home run – another first in the team's playoff history – to cut the Rockies' lead in half and put the Phils ahead, 3-2, in the second with an RBI triple. The Rockies took the lead for good in the fourth on Kazuo Matsui's two-out grand slam off Kyle Lohse.

	R	H	E	WP: Fogg; LP: Kendrick
Colorado	10	12	1	SV: Corpas
Phillies	5	9	0	HR: Rollins, Howard, Tulowitzki, Holliday, Matsui Att: 45,991

### Game 3 – October 6

Despite a strong start from veteran Jamie Moyer – 6.0 innings, one run – the Phillies were eliminated from the playoffs following a 2-1 loss to the Rockies. Trailing 1-0 in the seventh inning, Shane Victorino tied the game with a solo home run. Colorado responded in the eighth, though, with three straight two-out singles to take a 2-1 lead, sweeping the Phillies out of the postseason.

	R	H	E	WP: Fuentes; LP: Romero
Phillies	1	3	0	SV: Corpas
Colorado	2	9	0	HR: Victorino Att: 50,724

# POSTSEASON HISTORY

## 2008 NATIONAL LEAGUE DIVISION SERIES PHILLIES VS. MILWAUKEE BREWERS (Phillies win series, 3 games to 1)

### Game 1 – October 1

The Phillies earned their first postseason win in 15 years with a 3-1 victory over the Brewers at Citizens Bank Park. Cole Hamels pitched 8.0 shutout innings to get the win and opened the game retiring the first 14 batters he faced. The Phils scored three runs (all unearned) in the third inning, with the big blow coming on Chase Utley's two-run double.

	R	H	E	WP: Hamels; LP: Gallardo
Milwaukee	1	4	1	SV: Lidge
Phillies	3	4	1	HR: None Att: 45,929

### Game 2 – October 2

For the second straight game, the Phillies did all their scoring in one inning. Brett Myers' nine-pitch walk and Shane Victorino's grand slam off Milwaukee starter CC Sabathia highlighted a five-run second inning that carried the Phils to a 5-2 win. Myers allowed two runs in 7.0 innings to earn the win in front of a sellout crowd at Citizens Bank Park.

	R	H	E	WP: Myers; LP: Sabathia
Milwaukee	2	3	0	SV: Lidge
Phillies	5	9	1	HR: Victorino Att: 46,208

### Game 3 – October 4

The series shifted to Milwaukee's Miller Park for the Brewers' first home playoff game since 1982. The Phils could only manage one run as they left seven runners on base in the game, including six in scoring position, to fall to the Brewers, 4-1.

	R	H	E	WP: Bush; LP: Moyer
Phillies	1	9	0	SV: Torres
Milwaukee	4	11	0	HR: None Att: 43,992

### Game 4 – October 5

Philadelphia punched its ticket to the National League Championship Series with a 6-2 win at Miller Park. Jimmy Rollins set the tone for the Phils with a leadoff home run off Jeff Suppan. Joe Blanton got the win, allowing just one run in his 6.0 innings pitched, while Pat Burrell provided plenty of offense, going 3-for-4 with a pair of HR and four RBI.

	R	H	E	WP: Blanton; LP: Suppan
Phillies	6	10	0	HR: Burrell (2), Rollins, Werth,
Milwaukee	2	8	0	Felder Att: 43,934

## 2008 NATIONAL LEAGUE CHAMPIONSHIP SERIES PHILLIES VS. LOS ANGELES DODGERS (Phillies win series, 4 games to 1)

### Game 1 – October 9

The Phillies came from behind to beat the Dodgers, 3-2, at Citizens Bank Park. Trailing 2-0 in the sixth inning, Shane Victorino reached base on Rafael Furcal's throwing error and scored on the next pitch as Chase Utley hit a two-run HR off Dodgers starter Derek Lowe. Pat Burrell's solo HR two batters later put the Phils ahead for good and earned Cole Hamels his second Game 1 win of the postseason.

	R	H	E	WP: Hamels; LP: Lowe
Los Angeles	2	7	1	SV: Lidge
Phillies	3	7	0	HR: Utley, Burrell Att: 45,839

### Game 2 – October 10

Brett Myers won Game 2 for the Phillies with his arm and his bat. Myers, who went 5.0 innings on the mound, became the first pitcher in LCS history to record three hits in a game and the first since 1919 with three hits and three RBI in a postseason game. Brad Lidge struck out the side for his fourth save of the postseason, sending the Phils to Los Angeles with a 2-0 series lead.

	R	H	E	WP: Myers; LP: Billingsley
Los Angeles	5	8	1	SV: Lidge
Phillies	8	11	1	HR: Ramirez Att: 45,883

### Game 3 – October 12

Los Angeles extended the series with a 7-2 win at Dodger Stadium. Phils starter Jamie Moyer struggled, allowing six runs in only 1.1 innings pitched. Tempers flared when Dodgers starter Hiroki Kuroda threw inside to Shane Victorino in the third inning, clearing both benches.

	R	H	E	WP: Kuroda; LP: Moyer
Phillies	2	7	0	HR: Furcal
Los Angeles	7	10	0	Att: 56,800

### Game 4 – October 13

The Dodgers seemed poised to even the series at two games apiece until the Phillies made a stunning comeback to take Game 4. Trailing by two runs in the eighth inning, Shane Victorino hit a two-run home run off Cory Wade to tie the game at five and two batters later, pinch-hitter Matt Stairs hit a two-out, two-run home run deep into the right field seats to put the Phils ahead by the eventual final score, 7-5.

	R	H	E	WP: Madson; LP: Wade
Phillies	7	12	1	SV: Lidge
Los Angeles	5	11	0	HR: Victorino, Stairs, Blake Att: 56,800

### Game 5 – October 15

The Phillies clinched their sixth National League pennant with a 5-1 win at Dodger Stadium. Just as he did in the series-clinching game against the Brewers, Jimmy Rollins hit a leadoff home run to put the Phils on the board first. Cole Hamels turned in another solid performance to earn the win and was named NLCS MVP for his efforts.

	R	H	E	WP: Hamels; LP: Billingsley
Phillies	5	8	0	HR: Rollins, Ramirez
Los Angeles	1	7	3	Att: 56,800

# POSTSEASON HISTORY

## 2008 WORLD SERIES PHILLIES VS. TAMPA BAY RAYS (Phillies win series, 4 games to 1)

### Game 1 – October 22

A two-run home run by Chase Utley in the first inning quieted the sellout crowd at Tampa Bay's Tropicana Field and helped the Phils to a 3-2 win in Game 1 of the Fall Classic. With the help of some great defense, Cole Hamels improved to 4-0 in four postseason starts, holding the Rays to one run on five hits in 7.0 innings.

	<b>R</b>	<b>H</b>	<b>E</b>	<b>WP:</b> Hamels; <b>LP:</b> Kazmir
Phillies	3	8	1	<b>SV:</b> Lidge
Tampa Bay	2	5	1	<b>HR:</b> Utley, Crawford <b>Att:</b> 40,783

### Game 2 – October 23

Tampa Bay knotted the series at one game apiece with a 4-2 win. The Rays jumped out to a 3-0 lead after two innings thanks to a pair of RBI groundouts and an RBI single. Starter Brett Myers kept the Phils in the game for his 7.0 innings, but the Phillies struggled at the plate, going 0-for-13 with runners in scoring position and leaving 11 men on base.

	<b>R</b>	<b>H</b>	<b>E</b>	<b>WP:</b> Shields; <b>LP:</b> Myers
Phillies	2	9	2	<b>HR:</b> Bruntlett
Tampa Bay	4	7	1	<b>Att:</b> 40,843

### Game 3 – October 25

Fifteen years and a 91-minute rain delay later, the World Series returned to the City of Brotherly Love. As the second oldest pitcher to start a World Series game, Jamie Moyer rebounded from his first two subpar postseason starts, allowing three runs on five hits in 6.1 innings pitched. A walk-off infield single by Carlos Ruiz against a five-man Rays infield broke a 4-4 tie and gave the Phillies a 2-1 series lead.

	<b>R</b>	<b>H</b>	<b>E</b>	<b>WP:</b> Romero; <b>LP:</b> Howell
Tampa Bay	4	6	1	<b>HR:</b> Ruiz, Utley, Howard
Phillies	5	7	1	<b>Att:</b> 45,900

### Game 4 – October 26

The Phillies' offense exploded with 12 hits in a 10-2 win at Citizens Bank Park. Ryan Howard led the way with two home runs and five RBI and Phils starter Joe Blanton was impressive both on the mound and at the plate. He allowed two runs on four hits with seven strikeouts over 6.0 innings pitched and connected for his first career homer – a solo shot – in the fifth inning off Edwin Jackson.

	<b>R</b>	<b>H</b>	<b>E</b>	<b>WP:</b> Blanton; <b>LP:</b> Sonnanstine
Tampa Bay	2	5	2	<b>HR:</b> Howard (2), Blanton,
Phillies	10	12	1	Werth, Crawford, Hinske <b>Att:</b> 45,903

### Game 5 – October 27

Although it took two days to complete, it was worth the wait as the Phillies won their second world title in franchise history with a 4-3 win over the Rays. Trailing 2-0 after the first inning, the two coldest bats in Tampa's lineup heated up and knotted the game, 2-2, after five and a half innings. At that point, heavy rains caused Commissioner Bud Selig to suspend the game – a first in World Series history – for 46 hours. When play resumed on Wednesday, October 29, an RBI single by Pedro Feliz in the seventh inning scored Eric Bruntlett from third base and ended a 28-year title drought for the Phillies and a 25-year drought for the city.

	<b>R</b>	<b>H</b>	<b>E</b>	<b>WP:</b> Romero; <b>LP:</b> Howell
Tampa Bay	3	10	0	<b>SV:</b> Lidge
Phillies	4	8	1	<b>HR:</b> Baldelli <b>Att:</b> 45,940



# POSTSEASON HISTORY

## 2009 NATIONAL LEAGUE DIVISION SERIES

### PHILLIES VS. COLORADO ROCKIES

(Phillies win series, 3 games to 1)

#### Game 1 – October 7

In his first career postseason appearance, Cliff Lee pitched the Phillies to a 5-1 win over the Rockies at Citizens Bank Park. Lee, who threw the ninth complete game in Phillies postseason history, held Colorado scoreless through his first 8.0 innings pitched and scattered six hits on the day while striking out five. Also making his first postseason appearance was left fielder Raúl Ibáñez, who finished with two hits and two runs batted in.

	R	H	E	WP: Lee; LP: Jimenez
Colorado	1	6	1	HR: None
Phillies	5	12	0	Att: 46,452

#### Game 2 – October 8

Colorado evened up the series with a 5-4 win over Cole Hamels and the Phillies in front of a sellout crowd at Citizens Bank Park. Trailing, 4-0, after five innings, the Phillies battled back, scoring three runs in the sixth inning and one more in the eighth to make it a one-run game. Philadelphia had a pair of baserunners on in the ninth inning but could not get the tying run in off Rockies closer Huston Street.

	R	H	E	WP: Cook; LP: Hamels
Colorado	5	9	1	SV: Street
Phillies	4	11	0	HR: Werth; Torrealba Att: 46,528

#### Game 3 – October 11

Due to snow and record-low temperatures in the Denver area, Game 3, originally scheduled for October 10, was postponed to the following day. Despite a first-pitch temperature of 35 degrees at Coors Field, the Phillies beat the cold and the Rockies, 6-5. The Phils overcame a 3-1 deficit after three innings, broke a 4-4 tie in the sixth inning and a 5-5 tie in the ninth on a Ryan Howard sacrifice fly to take a 2-1 series lead.

	R	H	E	WP: Durbin; LP: Street
Phillies	6	8	0	SV: Lidge
Colorado	5	10	0	HR: Utley; Gonzalez Att: 50,109

#### Game 4 – October 12

The Phillies closed out the NLDS in dramatic, come-from-behind fashion with a 5-4 win at Coors Field. In the top of the ninth inning, Colorado held a two-run lead and was one out away from forcing a decisive Game 5 before a two-run double by Ryan Howard off Huston Street knotted the game, 4-4. Jayson Werth followed with a single to drive in Howard with the go-ahead run. Scott Eyre and Brad Lidge came on in the bottom of the inning to close out the game and send the Phils to the NLCS for the second straight year.

	R	H	E	WP: Madson; LP: Street
Phillies	5	9	2	SV: Lidge
Colorado	4	9	0	HR: Victorino, Werth Att: 49,940

## 2009 NATIONAL LEAGUE CHAMPIONSHIP SERIES

### PHILLIES VS. LOS ANGELES DODGERS

(Phillies win series, 4 games to 1)

#### Game 1 – October 15

The Phillies opened the NLCS with an 8-6 win at Dodger Stadium. Philadelphia erased the Dodgers' early 1-0 lead with a five-run fifth inning, highlighted by Carlos Ruiz's three-run homer off LA starter Clayton Kershaw. Raúl Ibáñez added a three-run homer of his own in the eighth inning and Brad Lidge came on in the ninth to nail down the save.

	R	H	E	WP: Hamels; LP: Kershaw
Phillies	8	8	1	SV: Lidge
Los Angeles	6	14	0	HR: Ruiz, Ibáñez; Loney, Ramirez Att: 56,000

#### Game 2 – October 16

In his first postseason appearance with the Phillies, Pedro Martinez allowed only two hits over his 7.0 scoreless innings pitched, but Los Angeles tied up the series with a 2-1 win. Ryan Howard's fourth-inning solo home run off Dodgers starter Vicente Padilla gave the Phils a 1-0 lead. In the eighth inning, a Chase Utley throwing error on a double play attempt allowed the tying run to score, and Andre Ethier's bases-loaded walk off J.A. Happ drove in the eventual game-winning run.

	R	H	E	WP: Kuo; LP: Park; SV: Broxton
Phillies	1	4	1	HR: Howard
Los Angeles	2	5	0	Att: 56,000

#### Game 3 – October 18

In what was the largest margin of victory in the club's postseason history, the Phillies blanked the Dodgers, 11-0, at Citizens Bank Park. Cliff Lee turned in another gem, scattering three hits and striking out 10 over 8.0 innings. The Phillies exploded early for six runs on six hits, chasing Dodgers starter Hiroki Kuroda in the second inning. Ryan Howard and Shane Victorino led the way offensively, driving in three runs apiece.

	R	H	E	WP: Lee; LP: Kuroda
Los Angeles	0	3	0	HR: Werth, Victorino
Phillies	11	11	0	Att: 45,721

#### Game 4 – October 19

Jimmy Rollins' clutch hit gave the Phillies a dramatic 5-4 win in Game 4. Trailing 4-3 in the bottom of the ninth inning, Rollins laced a two-out double off Dodgers closer Jonathan Broxton to the right-center field gap, scoring pinch-runner Eric Bruntlett from second base and Carlos Ruiz from first. It marked the fourth walk-off win in Phillies postseason history.

	R	H	E	WP: Lidge; LP: Broxton
Los Angeles	4	8	0	HR: Howard; Kemp
Phillies	5	5	1	Att: 46,157

#### Game 5 – October 21

Philadelphia wrapped up its seventh National League pennant and second in as many years with a 10-4 win over the Dodgers at Citizens Bank Park. A three-run home run in the first inning by Jayson Werth, his first of two in the game, set the tone for the Phillies offense. Ryan Howard, who finished the series batting .333 with two homers and eight runs batted in, was named NLCS MVP.

	R	H	E	WP: Durbin; LP: Padilla
Los Angeles	4	8	0	HR: Werth (2), Feliz, Victorino;
Phillies	10	8	0	Ethier, Loney, Hudson Att: 46,214

# POSTSEASON HISTORY

## 2009 WORLD SERIES

### PHILLIES VS. NEW YORK YANKEES (Yankees win series, 4 games to 2)

#### Game 1 – October 28

Chase Utley and Cliff Lee led the Phillies to a 6-1 win in the first-ever World Series game at new Yankee Stadium. Utley gave the Phils the early advantage with a pair of solo home runs off Yankees starter CC Sabathia, one in the third and the other in the sixth inning. Lee tied the Phillies postseason record with 10 strikeouts and threw his second complete game of the 2009 playoffs. New York managed to score an unearned run in the ninth inning off Lee, who allowed only eight base runners on the night, including five through his first 8.0 innings.

	R	H	E	WP:	LP:	SV:	HR:	Att:
Phillies	6	9	1	Lee; Sabathia		Utley (2)		
New York	1	6	0				Utley (2)	50,207

#### Game 2 – October 29

The Series headed south to Philadelphia tied at 1-1 after the Yankees' 3-1 win in Game 2. Phillies starter Pedro Martinez (6.0 IP, 3 R) turned in a solid performance but he was bested by A.J. Burnett (7.0 IP, 1 R). Matt Stairs' RBI single in the second inning gave the Phils a 1-0 lead, but solo homers by Mark Teixeira and Hideki Matsui put New York ahead for good. Mariano Rivera came on in the eighth to earn a two-inning save for the Yankees.

	R	H	E	WP:	LP:	SV:	HR:	Att:
Phillies	1	6	0	Burnett; Martinez		Rivera		
New York	3	8	0				Teixeira, Matsui	50,181

#### Game 3 – October 31

After waiting out an 80-minute rain delay prior to Game 3, the Yankees took a 2-games-to-1 advantage in the Series with an 8-5 win at Citizens Bank Park. The Phillies jumped out to an early 3-0 lead off New York starter Andy Pettitte but could not hold on. One inning after Alex Rodriguez's two-run homer off Cole Hamels got the Yankees on the board, New York scored three more runs off Hamels in the fifth inning to take the lead and the game.

	R	H	E	WP:	LP:	SV:	HR:	Att:
New York	8	8	1	Pettitte; Hamels			Werth (2), Ruiz; Rodriguez, Swisher, Matsui	46,061
Phillies	5	6	0					

#### Game 4 – November 1

In a game that was back and forth early, the Yankees used a late charge to beat the Phillies, 7-4, at Citizens Bank Park. Pedro Feliz's two-out solo home run off Joba Chamberlain in the bottom of the eighth inning tied the game at four, but New York put together a two-out, three-run rally off Brad Lidge in the top of the ninth to stun the Phillies and take a 3-1 series lead.

	R	H	E	WP:	LP:	SV:	HR:	Att:
New York	7	9	1	Chamberlain; Lidge		Rivera		
Phillies	4	8	1				Utley, Feliz	45,903

#### Game 5 – November 2

With their backs against the wall, the Phillies turned to Cliff Lee, who delivered an 8-6 win over the Yankees at Citizens Bank Park. Philadelphia jumped out to a 3-1 lead thanks to a three-run homer by Chase Utley off A.J. Burnett in the first inning. Utley hit his second homer of the game – his record-tying fifth in the World Series – in the seventh inning off Phil Coke for his second multi-homer game of the series. Ryan Madson came on in the ninth for the save as the Phils staved off elimination and headed back up to New York for Game 6.

	R	H	E	WP:	LP:	SV:	HR:	Att:
New York	6	10	0	Lee; Burnett		Madson		
Phillies	8	9	0				Utley (2), Ibañez	46,178

#### Game 6 – November 4

The Phillies could not contain Hideki Matsui and the Yankees as New York took the Series with a 7-3 win at Yankee Stadium. Matsui finished the game with three hits and a record-tying six runs batted in en route to being named World Series MVP. Pedro Martinez took the loss for the Phillies, who could only manage three runs on four hits off winning pitcher Andy Pettitte.

	R	H	E	WP:	LP:	SV:	HR:	Att:
Phillies	3	6	0	Pettitte; Martinez			Howard; Matsui	
New York	7	8	0					50,315



# POSTSEASON HISTORY

## 2010 NATIONAL LEAGUE DIVISION SERIES

### PHILLIES VS. CINCINNATI REDS

(Phillies win series, 3 games to 0)

#### Game 1 – October 6

In his postseason debut, Roy Halladay became the second pitcher in MLB history to throw a no-hitter in the playoffs in a 4-0 win over Cincinnati. Halladay narrowly missed throwing his second perfect game of the calendar year as he walked one batter, Jay Bruce, in the fifth inning. After taking a 1-0 lead in the first inning, the Phillies extended their lead in the second on an RBI single by Halladay and a two-run base hit by Shane Victorino. The win was the Phillies' seventh consecutive victory in Game 1 of a postseason series, tying the National League record.

	R	H	E	WP:	LP:
Cincinnati	0	0	1	Halladay	Volquez
Phillies	4	5	0	None	Att: 46,411

#### Game 2 – October 8

Philadelphia took a 2-0 series lead in a wild, 7-4 victory at Citizens Bank Park. The series appeared to be heading to Cincinnati tied at one game apiece when the Reds took a 4-0 lead into the bottom of the fifth inning. The Phillies offense, however, responded and cut Cincinnati's lead to one (4-3) after six. In the seventh, Philadelphia plated three unearned runs to take the lead and the game. Reds outfielder Jay Bruce lost a fly ball hit by Jimmy Rollins in the lights with runners on first and second which allowed both runners to score. Five of the seven runs scored by the Phils were unearned and both teams combined to commit six errors in the game, which set a League Division Series single-game record.

	R	H	E	WP:	LP:
Cincinnati	4	6	4	Contreras	Chapman
Phillies	7	8	2	Lidge	Phillips, Bruce
				Att: 46,511	

#### Game 3 – October 10

Cole Hamels threw a five-hit shutout to beat the Reds, 2-0, at Great American Ball Park and give the Phillies their first-ever postseason series sweep. The Phils took a 1-0 lead in the first inning when they capitalized on a throwing error by Reds shortstop Orlando Cabrera. Chase Utley belted the club's first home run of the postseason off Cincinnati starter Johnny Cueto in the fifth to put the Phils ahead, 2-0. Hamels, who struck out nine, became the third pitcher in team history to throw a postseason shutout.

	R	H	E	WP:	LP:
Phillies	2	8	1	Hamels	Cueto
Cincinnati	0	5	2	Utley	Att: 44,599

## 2010 NATIONAL LEAGUE CHAMPIONSHIP SERIES

### PHILLIES VS. SAN FRANCISCO GIANTS

(Giants win series, 4 games to 2)

#### Game 1 – October 16

The highly anticipated clash between former Cy Young Award winners Roy Halladay and Tim Lincecum went to the Giants as they took Game 1 at Citizens Bank Park, 4-3. The Phillies managed three runs on six hits off Lincecum but were shut down by the back of San Francisco's bullpen.

	R	H	E	WP:	LP:
San Francisco	4	9	0	Lincecum	Halladay
Phillies	3	7	0	Wilson	HR: Ruiz, Werth; Ross (2)
				Att: 45,929	

#### Game 2 – October 17

Philadelphia knotted the series at a game apiece with a 6-1 victory behind Roy Oswalt, who allowed only one run on three hits and struck out nine in 8.0 innings. The Phillies blew the game open with a four-run seventh, highlighted by a bases-clearing double by Jimmy Rollins.

	R	H	E	WP:	LP:
San Francisco	1	4	1	Oswalt	Sanchez
Phillies	6	8	0	Ross	Att: 46,099

#### Game 3 – October 19

Cole Hamels pitched well but the Phillies' bats went quiet in a 3-0 loss at AT&T Park. Giants starter Matt Cain allowed only two hits over 7.0 innings en route to the victory.

	R	H	E	WP:	LP:
Phillies	0	3	1	Cain	Hamels
San Francisco	3	4	0	None	Wilson
				Att: 45,721	

#### Game 4 – October 20

San Francisco walked off with a 6-5 win to take a 3-1 series lead. The Phils took a 4-3 lead into the bottom of the sixth inning, but the Giants scored two runs off the bullpen to grab a 5-4 advantage. Back-to-back doubles by Ryan Howard and Jayson Werth in the eighth tied the game, but the Giants rallied off Roy Oswalt, who entered in relief in the ninth, and won on pinch-hitter Juan Uribe's sacrifice fly.

	R	H	E	WP:	LP:
Phillies	5	9	1	Wilson	Oswalt
San Francisco	6	11	0	None	Att: 43,515

#### Game 5 – October 21

Facing elimination, the Phillies extended the series behind a gutsy performance by Roy Halladay, who pitched with an injured groin in the 4-2 win. Jayson Werth's solo homer in the ninth inning gave closer Brad Lidge some insurance.

	R	H	E	WP:	LP:
Phillies	4	6	1	Halladay	Lincecum
San Francisco	2	7	2	Lidge	Werth
				Att: 43,713	

#### Game 6 – October 23

The Phillies' postseason run came to an end in a 3-2 loss. With momentum and a sold-out crowd on their side, Philadelphia jumped out to a 2-0 lead in the first inning. However, the Giants tied it up in the top of the third and then used seven scoreless innings by their bullpen to stymie the Phils, who left 11 men on base and finished 2-for-11 with runners in scoring position. San Francisco took a 3-2 lead in the eighth on a solo homer by Juan Uribe off Ryan Madson and Giants closer Brian Wilson recorded the final five outs to end the Phils' chances for a third consecutive NL pennant.

	R	H	E	WP:	LP:
San Francisco	3	13	0	Lopez	Madson
Phillies	2	8	1	Wilson	Uribe
				Att: 46,214	

# POSTSEASON HISTORY

## 2011 NATIONAL LEAGUE DIVISION SERIES

### PHILLIES VS. ST. LOUIS CARDINALS

(Cardinals win series, 3 games to 2)

#### Game 1 – October 1

The Phillies took the series lead with an 11-6 win at Citizens Bank Park. Cardinals starter Kyle Lohse kept the Phils' bats in check until they exploded for a five-run sixth inning, highlighted by Ryan Howard's go-ahead three-run homer. After allowing three runs in the first inning, Phils starter Roy Halladay sat down the final 21 batters faced to earn the win.

	R	H	E	WP: Halladay; LP: Lohse
St. Louis	6	7	1	HR: Howard, Ibañez; Berkman
Phillies	11	14	0	Att: 46,480

#### Game 2 – October 2

Philadelphia held a 4-0 lead after two innings against Cardinals starter Chris Carpenter who pitched on three days' rest for the first time in his career. Despite a nine-strikeout performance, Cliff Lee could not silence St. Louis' bats as they rallied for a 5-4 victory that evened the series at one game apiece.

	R	H	E	WP: Dotel; LP: Lee; SV: Motte
St. Louis	5	13	0	HR: None
Phillies	4	6	0	Att: 46,575

#### Game 3 – October 4

A 3-2 win at Busch Stadium gave the Phillies a 2-1 series lead. Pinch-hitter Ben Francisco's three-run home run off Jaime Garcia in the seventh were all the runs Philadelphia needed. Cole Hamels started for the Phils and threw 6.0 scoreless innings. Ryan Madson recorded a five-out save when he worked out of a bases-loaded jam in the eighth and pitched out of trouble in the ninth.

	R	H	E	WP: Hamels; LP: Garcia
Phillies	3	7	0	SV: Madson
St. Louis	2	12	0	HR: Francisco
				Att: 46,914

#### Game 4 – October 5

St. Louis avoided elimination with a 5-3 victory. The Phillies' first three batters of the game reached base which produced two runs, but the offense went cold from then on as Cardinals starter Edwin Jackson and the St. Louis bullpen kept the Phils at bay and sent the series back to Philadelphia for a decisive Game 5.

	R	H	E	WP: Jackson; LP: Oswalt
Phillies	3	7	1	SV: Motte
St. Louis	5	6	0	HR: Freese
				Att: 47,071

#### Game 5 – October 7

The Phillies came up short in a pitchers' duel between staff aces and former teammates Halladay and Carpenter in the series-deciding game. Back-to-back extra-base hits from the Cardinals' first two hitters of the night produced the game's only run. Carpenter, who did not allow a Phillies base runner past first base after the fourth inning, threw a three-hit shutout and denied the Phils a fourth straight trip to the National League Championship Series.

	R	H	E	WP: Carpenter; LP: Halladay
St. Louis	1	6	1	HR: None
Phillies	0	3	2	Att: 46,530



# PHILLIES ALL-TIME POSTSEASON LEADERS

## BATTING

### Games

T1.	Ryan Howard	46
T1.	Jimmy Rollins	46
T1.	Carlos Ruiz	46
T1.	Chase Utley	46
T1.	Shane Victorino	46

### At-Bats

1.	Jimmy Rollins	188
2.	Shane Victorino	175
3.	Ryan Howard	170
4.	Chase Utley	164
5.	Carlos Ruiz	142

### Runs

1.	Chase Utley	38
T2.	Jimmy Rollins	27
T2.	Jayson Werth	27
4.	Shane Victorino	25
5.	Ryan Howard	22

### Hits

T1.	Jimmy Rollins	47
T1.	Shane Victorino	47
3.	Ryan Howard	44
4.	Chase Utley	43
5.	Jayson Werth	37

### Doubles

1.	Ryan Howard	13
2.	Jimmy Rollins	12
T3.	Mike Schmidt	9
T3.	Shane Victorino	9
T5.	Raúl Ibañez	8
T5.	Garry Maddox	8
T5.	Carlos Ruiz	8
T5.	Jayson Werth	8

### Triples

1.	Mariano Duncan	3
T2.	Shane Victorino	2
T2.	Jayson Werth	2
T4.	16 players	1

### Home Runs

1.	Jayson Werth	11
2.	Chase Utley	10
3.	Ryan Howard	8
T4.	Lenny Dykstra	6
T4.	Shane Victorino	6

### Extra-Base Hits

1.	Ryan Howard	22
2.	Jayson Werth	21
3.	Chase Utley	18
4.	Shane Victorino	17
5.	Jimmy Rollins	16

### Total Bases

1.	Ryan Howard	83
T2.	Chase Utley	82
T2.	Jayson Werth	82
4.	Shane Victorino	78
5.	Jimmy Rollins	70

### RBI

1.	Ryan Howard	33
2.	Shane Victorino	30
3.	Chase Utley	25
4.	Jayson Werth	23
5.	Raúl Ibañez	17

### Walks

1.	Chase Utley	34
2.	Ryan Howard	26
T3.	Carlos Ruiz	24
T3.	Jayson Werth	24
5.	Jimmy Rollins	16

### Stolen Bases

1.	Jimmy Rollins	11
2.	Chase Utley	10
3.	Shane Victorino	8
4.	Jayson Werth	5
T5.	Larry Bowa	4
T5.	Lenny Dykstra	4

### Average (min. 75 PA)

1.	Pete Rose	.326
2.	Bob Boone	.279
3.	Garry Maddox	.271
T4.	Greg Luzinski	.269
T4.	Shane Victorino	.269

## PITCHING

### Games

1.	Ryan Madson	33
2.	Brad Lidge	22
3.	Ron Reed	21
4.	Tug McGraw	18
5.	Chad Durbin	15

### Games Started

T1.	Steve Carlton	13
T1.	Cole Hamels	13
T3.	Joe Blanton	6
T3.	Cliff Lee	6
T5.	Larry Christenson	5
T5.	Roy Halladay	5

### Complete Games

T1.	Grover Alexander	2
T1.	Cliff Lee	2
T3.	Steve Carlton	1
T3.	George Chalmers	1
T3.	Roy Halladay	1
T3.	Cole Hamels	1
T3.	Charles Hudson	1
T3.	Erskine Mayer	1
T3.	Robin Roberts	1
T3.	Curt Schilling	1

### Shutouts

T1.	Roy Halladay	1
T1.	Cole Hamels	1
T1.	Curt Schilling	1

### Wins

1.	Cole Hamels	7
2.	Steve Carlton	6
3.	Cliff Lee	4
4.	Roy Halladay	3
T5.	Seven players	2

### Losses

1.	Steve Carlton	5
2.	Cole Hamels	4
3.	Tug McGraw	3
T4.	11 players	2

### Saves

1.	Brad Lidge	12
2.	Tug McGraw	5
3.	Mitch Williams	3
T4.	Al Holland	2
T4.	Ryan Madson	2

### Innings Pitched

1.	Steve Carlton	89.1
2.	Cole Hamels	81.2
3.	Cliff Lee	46.1
4.	Joe Blanton	38.1
5.	Roy Halladay	38.0

### Hits

1.	Steve Carlton	86
2.	Cole Hamels	65
3.	Cliff Lee	39
4.	Joe Blanton	36
T5.	Ryan Madson	33
T5.	Ron Reed	33

### Runs

1.	Steve Carlton	36
2.	Cole Hamels	29
3.	Joe Blanton	19
4.	Larry Christenson	18
5.	Tommy Greene	17

### Earned Runs

1.	Steve Carlton	33
2.	Cole Hamels	28
3.	Joe Blanton	18
T4.	Larry Christenson	17
T4.	Tommy Greene	17

### Walks

1.	Steve Carlton	48
2.	Cole Hamels	21
3.	Tug McGraw	20
4.	Brett Myers	12
T5.	Joe Blanton	11
T5.	Tommy Greene	11
T5.	Ron Reed	11

### Strikeouts

1.	Cole Hamels	77
2.	Steve Carlton	76
3.	Ryan Madson	43
4.	Cliff Lee	42
5.	Roy Halladay	35

### ERA (min. 40.0 IP)

1.	Cliff Lee	2.33
2.	Cole Hamels	3.09
3.	Steve Carlton	3.32



# DRAFT SELECTIONS

## JUNE AMATEUR DRAFT FIRST-ROUND SELECTIONS (REGULAR PHASE)

Year	Player
1965	Mike Adamson, rhp (18th)
1966	Mike Biko, rhp (9th)
1967	Phil Meyer, lhp (14th)
1968	Greg Luzinski, 1b (11th)
1969	Mike Anderson, of (6th)
1970	Mike Martin, lhp (5th)
1971	Roy Thomas, rhp (6th)
1972	Larry Christenson, rhp (3rd)
1973	John Stearns, c (2nd)
1974	Lonnie Smith, of (3rd)
1975	Sam Welborn, rhp (12th)
1976	Jeff Kraus, ss (17th)
1977	Scott Munninghoff, rhp (22nd)
1978	Rip Rollins, rhp (23rd)
1979	Didn't have one – Kyle Money, rhp (2nd round)
1980	Lebo Powell, c (13th)
1981	Johnny Abrego, rhp (20th)
1982	John Russell, c (13th)
1983	Ricky Jordan, 1b (22nd)
1984	Peter Smith, rhp (21st)

Year	Player
1985	Trey McCall, c (16th)
1986	Brad Brink, rhp (7th)
1987	Didn't have one – Matt Rambo, lhp (2nd round)
1988	Pat Combs, lhp (11th)
1989	Jeff Jackson, of (4th)
1990	Mike Lieberthal, c (3rd)
1991	Tyler Green, rhp (10th)
1992	Chad McConnell, of (13th)
1993	Wayne Gomes, rhp (4th)
1994	Carlton Loewer, rhp (23rd)
1995	Reggie Taylor, of (14th)
1996	Adam Eaton, rhp (11th)
1997	J.D. Drew, of (2nd)
1998	Pat Burrell, 3b (1st)
1999	Brett Myers, rhp (12th)
2000	Chase Utley, 2b (15th)
2001	Gavin Floyd, rhp (4th)
2002	Cole Hamels, lhp (17th)
2003	Didn't have one – Tim Moss, 2b (3rd round)

Year	Player
2004	Greg Golson, of (21st)
2005	Didn't have one – Mike Costanzo, 3b (2nd round)
2006	Kyle Drabek, rhp (18th)
2007	Joe Savery, lhp (19th)
2008	Anthony Hewitt, ss (24th)
2009	Didn't have one – Kelly Dugan, cf (2nd round)
2010	Jesse Biddle, lhp (19th)
2011	Didn't have one – Larry Greene, of (1st round supplemental)
2012	Didn't have one – Shane Watson, rhp (1st round supplemental)
2013	J.P. Crawford, ss (16th)
2014	Aaron Nola, rhp (7th)
2015	Cornelius Randolph, ss (10th)
2016	Mickey Moniak, of (1st)
2017	Adam Haseley, of (8th)

## JANUARY AMATEUR DRAFT FIRST-ROUND SELECTIONS (REGULAR PHASE)

Year	Player
1966	John Vukovich, inf
1967	Mike Coble, rhp
1968	Steve Cates, lhp
1969	Terry Enyart, lhp
1970	Russell Klogas, of
1971	No selection
1972	Ricky Knepper, 3b

Year	Player
1973	Alan Bannister, ss
1974	Morris Cooper, rhp
1975	Richard Nesloney, rhp
1976	Jack Lazorko, rhp
1977	Michael Childs, c
1978	Don Woodward, rhp
1979	Dean Baugh, inf/of

Year	Player
1980	Tony Gelfi, rhp
1981	Eric Schmidt, rhp
1982	Jim King, ss
1983	Danny Sheeley, rhp
1984	Jeff Mays, rhp
1985	Scott Steen, 3b/of
1986	Jesse Ellison, rhp

## RULE 5 DRAFT SELECTIONS (SINCE 1989)

Year	Player
1989	Dave Hollins, 3b (Padres)
1990	N/A
1991	Todd Pratt, c (Orioles)
1992	Graeme Lloyd, rhp (Blue Jays)
1993	N/A
1994	Craig Worthington, 3b (Blue Jays)
1995	Billy Wallace, rhp (Expos)
1996	Edgar Ramos, rhp (Indians)
1997	Hector Mercado, lhp (Marlins)
1998	David Miller, of (Indians)
1999	N/A
2000	N/A
2001	N/A
2002	N/A
2003	N/A
2004	Shane Victorino, of (Dodgers)
2005	N/A

Year	Player
2006	Adam Donachie, c (Royals) Jim Ed Warden, rhp (Indians) Ryan Budde, c (Angels)
2007	Travis Blackley, lhp (Giants) Lincoln Holdzkorn, rhp (Red Sox)
2008	Bobby Mosebach, rhp (Angels)
2009	David Merndon, rhp (Angels)
2010	Michael Martinez, inf (Nationals)
2011	N/A
2012	Ender Inciarte, of (Diamondbacks)
2013	Kevin Munson, rhp (Diamondbacks)
2014	Odúbel Herrera, of (Rangers) Andy Oliver, lhp (Pirates)
2015	Tyler Goeddel, of (Rays) Daniel Stumpf, lhp (Royals)
2016	N/A
2017	Nick Burdi, rhp (Twins)

# ATTENDANCE RECORDS

## CITIZENS BANK PARK

	Attendance	Date
Largest	45,989	7/21/12 vs SF
Single Game – Night	45,894	8/17/11 vs ARI
– Day	45,989	7/21/12 vs SF
Doubleheaders – Day	38,056	4/9/06 vs LAD
– Twi-Nighter	43,449	6/4/05 vs ARI
Home Openers – Day	45,574	4/9/12 vs MIA
– Night	44,532	4/5/09 vs ATL
Memorial Day	45,186	5/25/09 vs FLA
Independence Day	45,141	7/4/09 vs NYM
Labor Day	45,518	9/6/10 vs FLA (gm 1)
Monday	45,841	5/23/11 vs CIN
Tuesday	45,770	8/23/11 vs NYM
Wednesday	45,894	8/17/11 vs ARI
Thursday	45,810	6/30/11 vs BOS
Friday	45,762	8/12/11 vs WSH
Saturday	45,989	7/21/12 vs SF
Sunday	45,863	6/26/11 vs OAK
Businessperson's Special	45,810	6/30/11 vs BOS
Day of Game Walk-up – Night	11,304	5/15/07 vs MIL
– Day	8,366	4/9/06 vs LA

## ALL-TIME

Attendance	Date
63,816	7/3/84 vs CIN
63,816	7/3/84 vs CIN
61,068	9/1/03 vs BOS
40,720	5/11/47 vs BKN
63,346	8/10/79 vs PIT
60,985	4/9/93 vs CHI
60,404	4/13/81 vs PIT
51,381	5/28/79 vs CIN
63,283	7/4/77 vs NYM
61,068	9/1/03 vs BOS
63,501	7/5/82 vs SF
63,816	7/3/84 vs CIN
57,903	6/23/93 vs ATL
55,884	7/29/93 vs STL
63,346	8/10/79 vs PIT
58,086	7/3/99 vs CHI
60,960	6/22/03 vs BOS
57,903	6/23/93 vs ATL
27,720	7/5/82 vs SF
22,511	8/5/82 vs MTL

## BY TEAM

### CITIZENS BANK PARK

	Attendance	Date (D/N)
Arizona	45,894	8/17/11 (N)
Atlanta	45,853	7/10/11 (D)
Chicago	45,738	6/11/11 (D)
Cincinnati	45,841	5/23/11 (N)
Colorado	45,425	5/19/11 (N)
Los Angeles	45,777	6/6/11 (N)
Miami	45,880	6/15/11 (gm2) (N)
Milwaukee	45,743	4/20/11 (D)
New York Mets	45,829	4/15/12 (D)
Pittsburgh	45,809	7/31/11 (D)
St. Louis	45,572	9/16/11 (N)
San Diego	45,640	7/25/11 (D)
San Francisco	45,989	7/21/12 (D)
Washington	45,762	8/12/11 (N)

### ALL-TIME

Attendance	Date (D/N)
45,894	8/17/11 (N)
60,120	5/6/73 (D)
61,177	7/15/77 (TWN)
63,816	7/3/84 (N)
58,627	4/11/94 (D)
60,942	7/5/76 (N)
58,508	6/20/93 (D)
55,393	7/3/98 (N)
63,283	7/4/77 (N)
63,346	8/10/79 (TWN)
60,561	8/10/81 (N)
57,521	7/3/93 (N)
63,501	7/5/82 (N)
55,352	4/10/71 (D)

## SEASON

	Attendance	Date
Home total	3,680,718	2011
Home average	45,441	81 dates, 2011
Road total	2,690,366	2008
Road average	33,214	81 dates, 2008
4 games, 4 days	185,679	FLA (6/17-20/93)
4 games, 3 days	181,690	FLA (6/14-16/11)
3 games, 3 days	174,953	ATL (9/26-28/03)
5 games, 4 days	186,389	MTL (7/6-9/78)
2 games, 2 days	91,636	ARI (8/16-17/11)
6-date homestand	289,883	STL-PIT (7/27-8/1/93)
Sellouts	81	2010, 2011
Consecutive sellouts	257	7/7/09-8/5/12
Consecutive crowds, 40,000-plus	313	5/1/09-4/5/13
Crowds, 50,000-plus	16	1993

## TOP 10 CROWDS AT CITIZENS BANK PARK

### Regular Season Only

45,989	7/21/12	SF (D)
45,894	8/17/11	ARI (N)
45,880	6/15/11 (gm 2)	FLA (N)
45,863	6/26/11	OAK (D)
45,853	7/10/11	ATL (D)
45,841	5/23/11	CIN (N)
45,829	4/15/12	NYM (D)
45,810	6/30/11	BOS (D)
45,809	7/31/11	PIT (D)
45,800	7/27/11	SF (N)

### Overall

46,575	10/2/11	STL (N)
		NLDS #2
46,530	10/7/11	STL (N)
		NLDS #5
46,528	10/8/09	COL (D)
		NLDS #2
46,511	10/8/10	CIN (N)
		NLDS #2
46,480	10/1/11	STL (N)
		NLDS #1
46,452	10/7/09	COL (D)
		NLDS #1
46,411	10/6/10	CIN (N)
		NLDS #1
46,214	10/21/09	LAD (N)
		NLCS #5
46,208	10/2/08	MIL (N)
		NLDS #2
46,178	11/2/09	NYN (N)
		WS #5

## ALL-TIME WIN/LOSS RECORDS

### RECORD VS OPPONENTS SINCE 1883

Franchise	Record	Pct.
Arizona	69-67	.507
Atlanta-Milwaukee-Boston	1154-1263	.477
Chicago	1108-1228	.474
Cincinnati	950-1130	.457
Colorado	106-80	.570
Los Angeles-Brooklyn	914-1166	.439
Miami	229-187	.550
Milwaukee*	75-63	.543
New York Mets	500-468	.517
Pittsburgh	1059-1216	.465
St. Louis	962-1229	.439
San Diego	265-212	.556
San Francisco-New York	925-1260	.423
Washington-Montreal	430-406	.514

\* Milwaukee switched to the NL in 1998.

### REGULAR SEASON RECORD BY BALLPARK

Ballpark (Opening Year)	Record	Pct.
Chase Field (1998)	31-36	.463
SunTrust Park (2017)	5-4	.556
Wrigley Field (1916)	393-483	.449
Great American Ball Park (2003)	24-26	.480
Coors Field (1995)	41-40	.506
Dodger Stadium (1962)	138-170	.448
Marlins Park (2012)	27-29	.482
Miller Park (2001)	28-27	.509
Citi Field (2009)	39-44	.470
PNC Park (2001)	18-35	.340
Busch Stadium (2006)	22-26	.458
Petco Park (2004)	32-14	.696
AT&T Park (2000)	24-37	.393
Nationals Park (2008)	43-51	.457

### INTERLEAGUE PLAY

Year	W-L	Home	Road
1997	5-10	4-2	1-8
1998	7-9	3-5	4-4
1999	11-7	5-4	6-3
2000	9-9	5-4	4-5
2001	7-11	4-5	3-6
2002	10-8	3-6	7-2
2003	8-7	4-5	4-2
2004	9-9	5-4	4-5
2005	7-8	3-3	4-5
2006	5-13	3-6	2-7
2007	8-7	6-3	2-4
2008	4-11	2-7	2-4
2009	6-12	1-8	5-4
2010	10-8	5-4	5-4
2011	9-6	6-3	3-3
2012	5-10	2-4	3-6
2013	7-13	5-5	2-8
2014	7-13	5-5	2-8
2015	8-12	5-5	3-7
2016	11-9	7-3	4-6
2017	5-15	3-7	2-8
<b>Totals</b>	<b>158-207</b>	<b>86-98</b>	<b>72-109</b>

Team	Record	Pct.	Ballpark	Record	Pct.
Baltimore	23-29	.442	Camden Yards (1992)	14-15	.483
Boston	24-39	.381	Fenway Park (1912)	8-19	.296
Chicago	10-6	.625	Guaranteed Rate Field (1991)	2-3	.400
Cleveland	10-6	.625	Progressive Field (1994)	3-5	.375
Detroit	7-11	.389	Comerica Park (2000)	4-5	.444
Houston*	293-279	.512	Minute Maid Park (2000)	18-27	.400
Kansas City	6-6	.500	Kauffman Stadium (1973)	1-2	.333
Los Angeles	1-12	.077	Angel Stadium (1966)	1-7	.125
Minnesota	8-10	.444	Target Field (2010)	4-5	.444
New York	14-13	.519	Yankee Stadium (2009)	6-3	.667
Oakland	8-10	.444	Oakland Coliseum (1968)	3-6	.333
Seattle	6-10	.375	Safeco Field (1999)	4-4	.500
Tampa Bay	9-15	.375	Tropicana Field (1998)	3-6	.333
Texas	7-8	.467	Globe Life Park (1994)	2-7	.222
Toronto	21-30	.412	Rogers Centre (1989)	11-13	.458

\*Houston switched to the AL in 2013.

# BEST SEASON RECORDS

All records are from 1950 to present unless otherwise indicated.

HOME GAMES			DAY GAMES			VS LHP			EXTRA-INNING GAMES			ONE-RUN GAMES		
Year	Record	Pct.	Year	Record	Pct.	Year	Record	Pct.	Year	Record	Pct.	Year	Record	Pct.
1977	60-21	.741	2011	33-18	.647	2011	30-14	.682	1968	9-2	.818	1950	30-16	.652
1901	46-23	.667	2005	34-20	.630	1955	29-15	.659	1968	9-2	.818	1962	26-14	.650
1978	54-28	.659	2009	28-17	.622	1976	31-17	.646	1979	11-3	.786	2010	29-17	.630
1900	45-23-2	.657	1976	36-23	.610	2009	29-16	.644	2003	10-3	.769	1964	28-18	.609
1976	53-28	.654	1983	29-19	.604	1993	31-18	.633	1967	12-5	.706	2011	28-19	.596
									1916	9-4	.692			
									1934	9-4	.692			

ROAD GAMES			NIGHT GAMES			VS RHP			SHO GAMES			DOUBLEHEADERS		
Year	Record	Pct.	Year	Record	Pct.	Year	Record	Pct.	Year	Record	Pct.	Year	Record	Pct.
2011	50-31	.617	1950	36-19	.655	1977	79-45	.637	1993	11-2	.846	2003	2-0-1	.833
1976	48-33	.593	1977	71-39	.645	1976	70-44	.614	2011	21-7	.750	2004	2-0-1	.833
2009	48-33	.593	1976	65-38	.631	2011	72-46	.610	2002	9-3	.750	2009	2-0-1	.833
1913	45-30-6	.592	2010	70-41	.631	2010	69-45	.605	2010	21-11	.656	2001	3-1-1	.700
1905	44-33-1	.571	2011	69-42	.622	1963	64-44	.593	2012	11-6	.647	1967	7-2-6	.667
												1974	6-2-4	.667

## SEASON STARTS

BEST		WORST	
Year	W-L	Year	W-L
1911	12-3; 13-3; 14-4	1883	0-8
1915	8-0	1928	4-19; 5-23
1964	10-2	1930	6-15; 11-22
1976	22-8; 26-9	1934	0-7; 2-8; 4-13; 6-14
1979	12-4; 14-5; 21-7	1938	1-10; 2-11; 3-13; 4-15
1981	11-5	1941	2-9; 3-10
1993	7-1; 17-5; 23-7; 28-12	1942	2-7; 3-12; 5-15; 6-17; 8-22
1995	10-3; 15-5; 23-8	1945	2-7; 3-13
2001	6-2; 14-6; 20-12; 25-16; 30-17	1946	1-5; 2-11
2010	7-1; 18-11; 24-13	1982	2-8; 3-11
2011	3-0; 5-1; 10-4; 15-6; 21-9	1985	1-8
		1987	1-8
		2000	6-14; 7-18
		2002	8-18
		2004	1-6
		2006	1-6
		2007	1-6; 4-11

## BROTHERS WHO PLAYED FOR THE PHILLIES

Dave and Dennis Bennett\*  
 Dino and Lou Chiozza\*  
 Ed and Tom Delahanty\*  
 Garvin and Granny Hamner\*  
 Fritz and George Knothe  
 Laynce and Jayson Nix  
 Charlie and Luther Roy  
 Bill and Roy Thomas\*  
 Jim and Wally Westlake

\*were teammates

# BEST/WORST HOMESTANDS & ROAD TRIPS

Minimum 6 games

## BEST HOMESTANDS

Pct.	W-L	Dates	Opponents
1.000	8-0	June 30-July 7, 1977	PIT, NYM
1.000	7-0	Sept. 24-28, 1929	BKN, BOS
1.000	7-0	May 13-18, 1975	CIN, ATL
1.000	7-0	Aug. 6-12, 1991	CHI, MTL
1.000	7-0	July 23-29, 2010	COL, ARI
1.000	6-0	June 18-22, 1892	BKN, BAL
1.000	6-0	Sept. 5-9, 1905	BKN, BOS
1.000	6-0	Sept. 7-12, 2012	COL, MIA
.933	14-1	July 7-23, 1890	CIN, CLE, PIT, CHI, PIT
.923	12-1	May 31-June 12, 2005	SF, ARI, TEX, MIL
.900	9-1	July 3-12, 2009	NYM, CIN, PIT
.889	8-1	May 27-June 4, 1986	SF, SD, LAD
.889	8-1	May 3-12, 2002	COL, HOU, ARI
.875	7-1-1	April 22-May 1, 1897	NYG, BOS, BKN
.875	7-1	April 22-May 4, 1909	BOS, BKN, NYG
.875	14-2	July 14-24, 1955	MIL, CHI, CIN, STL
.875	7-1	May 3-11, 2006	ATL, SF, NYM
.867	13-2-3	Sept. 22-Oct. 9, 1886	WSH, CHI, STL, KC, DET
.867	13-2	May 9-26, 1917	STL, PIT, CHI, CIN
.857	6-1	July 22-29, 1901	BOS, BKN
.857	6-1	Sept. 12-18, 1986	NYM, PIT, STL
.857	6-1	Sept. 1-7, 2003	BOS, MTL, NYM
.857	6-1	Sept. 11-17, 2009	NYM, WSH
.846	11-2	July 22-Aug. 3, 1952	PIT, CHI, CIN, STL

## WORST HOMESTANDS

Pct.	W-L	Dates	Opponents
.000	0-7	Sept. 21-27, 1964	CIN, MIL
.000	0-6	May 1-7, 1883	PRO, BOS
.000	0-6	June 15-20, 2016	TOR, ARI
.000	0-6	Aug. 29-Sept. 4, 2016	WSH, ATL
.100	1-9-1	July 6-20, 1941	NYG, PIT, STL, CHI, CIN
.100	1-9	Aug. 9-19, 2004	COL, SF, HOU
.111	1-8	May 4-13, 1937	CHI, PIT, CIN, STL
.111	1-8	Aug. 20-29, 1979	ATL, HOU, CIN
.111	1-8	June 12-21, 2009	BOS, TOR, BAL
.125	1-7	June 13-22, 1961	STL, CIN, PIT
.143	1-6	June 18-22, 1929	BOS, NYG
.143	1-6	Sept. 23-28, 1939	BKN, BOS, NYG
.143	1-6	May 16-26, 1960	STL, CHI, LAD, SF
.143	1-6	April 10-16, 1987	CHI, NYM
.143	1-6	June 24-July 2, 1921	NYG, BKN
.143	1-6	July 1-7, 1991	STL, NYM
.143	1-6	June 27-July 3, 1995	CIN, ATL
.143	1-6	Aug. 8-14, 1995	NYM, MTL
.143	1-6	Sept. 3-9, 1999	CIN, HOU
.143	1-6	June 1-7, 2012	MIA, LAD
.143	1-6	June 26-July 2, 2015	WSH, MIL
.143	1-6-1	June 27-July 2, 1961	SF, LAD

## BEST ROAD TRIPS

Pct.	W-L	Dates	Opponents
1.000	7-0	July 11-15, 1968	PIT, NYM
1.000	6-0	April 14-21, 1915	BOS, NYG
.900	9-1	Aug. 1-10, 2011	COL, SF, LAD
.875	7-1	Sept. 22-28, 1983	MTL, STL, CHI
.857	6-1	April 12-18, 1911	NYG, BOS
.857	6-1	Aug. 29-Sept. 2, 1929	BOS, BKN, NYG
.857	6-1	July 1-6, 1958	PIT, MIL, CIN
.857	6-1	May 29-June 4, 1967	SF, LAD, HOU
.857	6-1	May 2-8, 1995	CIN, ATL
.857	6-1	June 19-25, 1995	NYM, STL
.857	6-1	Aug. 27-Sept. 2, 2010	SD, LAD, COL
.833	5-1	May 26-30, 1954	BKN, PIT
.833	5-1	Sept. 3-9, 1962	HOU, MIL
.833	5-1	May 18-22, 1974	PIT, STL
.833	5-1	April 14-21, 1976	MTL, CHI, PIT
.833	5-1	May 28-June 2, 1993	COL, CIN
.833	5-1	May 12-17, 1995	HOU, FLA
.833	5-1	May 7-12, 1999	COL, STL
.833	5-1	June 7-12, 2002	DET, CLE
.833	5-1	Aug. 20-25, 2002	MIL, STL
.833	5-1	June 24-29, 2003	ATL, BAL
.833	5-1	Sept. 21-26, 2004	FLA, MTL
.833	5-1	Aug. 9-14, 2005	LAD, SD
.833	5-1	July 29-Aug. 3, 2008	WSH, STL
.833	5-1	Sept. 16-21, 2008	ATL, FLA
.833	5-1	April 5-11, 2010	WSH, HOU
.833	5-1	Sept. 10-15, 2010	NYM, FLA
.833	5-1	April 22-28, 2016	MIL, WSH
.818	9-2	June 24-July 2, 1969	NYM, MTL, PIT
.818	9-2	May 9-20, 1984	HOU, SD, LAD, SF

## WORST ROAD TRIPS

Pct.	W-L	Dates	Opponents
.000	0-9	Aug. 11-24, 1883	NYG, BOS, PRO
.000	0-8	June 8-16, 2015	CIN, PIT, BAL
.000	0-7	April 23-29, 1938	BOS, NYG, BKN
.000	0-7	Aug. 2-6, 1961	CIN, STL
.000	0-7	July 19-25, 1968	CIN, STL
.000	0-7	June 26-July 2, 1997	ATL, BAL
.000	0-7	Aug. 27-Sept. 2, 1999	COL, SF
.000	0-6	June 27-July 3, 1919	BKN, BOS
.000	0-6	April 17-22, 1934	NYG, BKN
.000	0-6	Aug. 10-16, 1942	BKN, NYG
.000	0-6	May 19-25, 1975	HOU, CIN
.000	0-6	June 22-27, 1990	NYM, PIT
.000	0-6	June 13-19, 1996	COL, STL
.000	0-6-1	April 23-29, 1935	BKN, NYG, BOS
.071	1-13	July 25-Aug. 6, 1939	PIT, CIN, CHI, STL
.091	1-10	Aug. 11-20, 1961	PIT, CHI, MIL
.100	1-9	May 29-June 7, 1884	BOS, PRO, BOS, PRO, NYG
.105	2-17	May 5-27, 1928	CHI, STL, CIN, PIT, BKN, BOS, NYG
.100	1-9	May 22-June 1, 1972	MTL, PIT, NYM
.111	1-8	June 19-29, 1883	BOS, PRO, BOS, PRO, NYG
.111	1-8	Aug. 16-24, 1988	LAD, SF, SD
.111	1-8	May 23-31, 1989	LAD, SF, SD
.111	1-8	July 28-Aug. 6, 1995	CHI, ATL, CIN
.111	1-8	July 19-28, 2013	NYM, STL, DET

# SWEEP INFORMATION

## LAST SWEEP BY PHILLIES

@PHI	@OPP
None	None
5/3-4/06	8/8-9/17
9/23-24/92	5/16-17/12
4/9-10/63	4/26-28/96
None	4/21-22/08
5/18-21/87	6/16-17/80
4/26-27/17	5/1-2/06
None	None
4/12-13/83	8/14-15/92
6/19-20/90	4/8-10/96
9/8-9/75	5/4-5/09
7/30-31/91	7/28-29/97
4/30-5/1/91	5/21-22/90
9/2-3/03 (MTL)	7/15-16/02 (MTL)
None	None
None	None
9/20-21/16	None
None	None
5/14-15/12	None
None	None
None	6/27-28/17
None	None

@PHI	@OPP
5/15-17/15	6/27-29/16
4/21-23/17	6/16-18/14
5/25-27/12	7/24-26/15
4/12-14/93	5/12-14/06
8/12-14/16	8/1-3/11
5/18-20/04	8/8-10/11
9/12-14/17	9/13-15/10
7/23-25/12	5/14-16/10
9/29-10/1/15	4/26-28/13
7/29-31/11	7/10-12/98
8/15-17/03	8/1-3/06
6/10-12/14	8/7-9/15
5/5-7/06	5/18-20/84
8/25-27/14	4/26-28/16
None	6/27-29/03
6/2-4/00	None
6/11-13/07	None
4/29-5/1/16	None
None	6/7-9/02
8/5-7/14	4/9-11/10
None	None
9/1-3/97	None
None	None
None	None
6/7-9/05	None
None	None

@PHI	@OPP
None	None
9/2-4/49 (BOS)	7/28-31/17
6/20-23/83 (5 G)	6/11-14/62
7/8-11/10	8/29-9/1/11
7/23-26/10	None
8/22-25/08	6/4-7/12
6/14-16/11	None
9/11-14/08	7/7-10/14
8/27-30/07	6/19-22/95
5/12-15/94	7/11-13/68
8/26-28/37	8/3-6/1913
8/25-27/97	4/21-24/11
5/13-16/82	8/6-8/43 (NYG)
8/9-12/91 (MTL)	5/15-17/09
7/21-23/78	7/17-19/62

## LAST SWEEP BY OPPONENT

@PHI	@OPP
None	None
8/31-9/1/04	5/3-4/89
4/14-16/89	9/16-17/92
4/5-7/96	8/26-27/91
None	None
4/30-5/1/97	9/1-2/98
6/4-5/02	4/15-16/98
None	None
7/21-22/03	5/6-7/09
9/10-11/90	6/21-22/94
8/11-12/92	5/16-17/11
4/11-13/97	8/8-9/73
4/15-16/97	6/14-15/78
9/11-12/91 (MTL)	7/18-19/01 (MTL)
None	6/15-16/15
None	6/12-13/17
None	None
None	4/30-5/1/13
5/5-6/87	4/26-27/88
5/13-14/14	8/12-13/14
5/9-10/17	None
5/5-6/14	6/15-16/16

@PHI	@OPP
5/28-30/07	6/16-18/17
9/2-4/16	9/27-29/16
9/7-9/12	5/27-29/16
6/27-29/95	4/4-7/16
5/29-31/15	4/26-28/02
8/22-24/97	4/28-30/17
8/7-9/09	5/29-31/17
4/8-10/14	8/14-16/15
4/10-12/17	5/25-27/15
5/31-6/2/91	6/12-14/15
4/3-6/06	6/9-11/17
8/25-27/98	8/14-16/17
8/13-15/04	7/10-12/15
8/29-31/16	6/10-12/16
6/19-21/09	None
6/24-26/05	9/4-6/15
None	None
None	None
None	7/26-28/13
9/5-7/05	7/25-27/05
6/20-22/08	8/1-3/17
None	6/30-7/2/98
6/3-5/03	None
None	6/12-14/01
None	5/16-18/17
None	6/15-17/12

@PHI	@OPP
6/17-20/16	None
6/27-29/14	6/26-29/97
8/1-4/11	6/6-9/85
7/22-24/96	6/24-26/96
None	6/13-16/96
8/29-9/1/85	8/11-14/08
None	7/26-29/04
6/29-7/2/15	None
8/24-27/15	None
8/2-4/40	8/8-10/80
6/30-7/2/72	8/4-7/86
None	7/9-12/92
7/31-8/3/98	8/30-9/2/99
9/20-22/11	8/25-28/03 (MTL)
8/23-26/10	9/4-7/09

HISTORY

## BEST/WORST MONTHLY RECORDS

<b>BEST</b>		
Year	W-L-T	Pct.
<b>April</b>		
1897	7-1-1	.875
1964	9-2	.818
1911	11-3	.786
1915	11-3	.786
1993	17-5	.773
Most Wins: 18 – 2011		
<b>May</b>		
1976	22-5	.815
1995	21-7	.750
2001	20-8	.714
1913	17-7	.708
1982	19-8	.704
Most Wins: 22 – 1976		
<b>June</b>		
1892	22-5	.815
1981	7-2	.778
1893	19-6	.760
1899	16-7	.696
1905	18-8	.692
Most Wins: 22 – 1892		
<b>July</b>		
1890	21-6	.778
2009	20-7	.741
1886	17-7	.708
1952	22-10	.688
2011	17-8	.680
Most Wins: 22 – 1950, 1952		
<b>August</b>		
1977	22-7	.759
2011	18-7	.720
1950	20-8-1	.714
1891	17-7-1	.708
1887	16-7-1	.696
Most Wins: 22 – 1977		
<b>September</b>		
2010	21-6	.778
1887	16-5	.762
1983	22-7	.759
1916	22-9-1	.710
2004	19-8	.704
Most Wins: 22 – 1916, 1983		
<b>October</b>		
1907	6-0	1.000
1887	6-0-1	1.000
1925	3-0	1.000
1965	3-0-1	1.000
1976	3-0	1.000
Most Wins: 9 – 1898		

<b>WORST</b>		
Year	W-L-T	Pct.
<b>April</b>		
1938	1-10	.091
1935	2-9-2	.182
1946	2-9	.182
1904	2-8-1	.200
1943	1-4	.200
Most Losses: 18 – 2002		
<b>May</b>		
1928	3-22	.120
1904	4-19	.174
1883	4-16	.200
2017	6-22	.214
1923	7-23	.233
Most Losses: 23 – 1923		
<b>June</b>		
1997	4-22	.154
1936	4-19	.174
1921	5-21	.192
1938	5-20	.200
1942	5-19	.208
Most Losses: 24 – 1945		
<b>July</b>		
1883	3-17	.150
1928	6-22	.214
1941	6-20-1	.231
1939	7-23	.233
1930	8-25	.242
Most Losses: 25 – 1930		
<b>August</b>		
1883	2-17	.105
1936	4-24	.143
1934	4-21	.160
1961	7-26	.212
1927	7-25-1	.219
Most Losses: 26 – 1961		
<b>September</b>		
1939	6-27	.182
1883	3-13-1	.188
1924	6-21	.222
1942	6-21	.222
1927	6-20	.231
Most Losses: 27 – 1939		
<b>October</b>		
1927	0-3	.000
1987	0-3	.000
1937	0-2	.000
1938	0-2	.000
1969	0-2	.000
Most Losses: 7 – 1911		

### 20 OR MORE WINS IN A MONTH

22-5	June 1892	22-7	September 1983	21-14	July 1955	20-11	August 1967
22-9-1	September 1916	21-6	July 1890	21-10	July 1963	20-11	June 1975
22-13-1	July 1950	21-6	September 2010	21-7	May 1995	20-9	June 1976
22-10	July 1952	21-10	August 1899	20-12	July 1908	20-9	August 1991
22-5	May 1976	21-10	July 1912	20-11	June 1949	20-8	May 2001
22-7	August 1977	21-10	September 1915	20-8-1	August 1950	20-7	July 2009
		21-11	August 1917	20-11	July 1957		

# LONG GAMES

## LONGEST EXTRA-INNING GAMES

Innings	Date	Clubs/Score	H/R
21	7/17/1918	Chicago 2	Phillies 1 Road
20	8/24/1905	Chicago 2	Phillies 1 Home
20	4/30/1919	Phillies 9	Brooklyn 9 Home
20	5/4/1973	Phillies 5	Atlanta 4 Home
20	7/7/1993	Phillies 7	Los Angeles 6 Home
19	6/13/1918	Phillies 8	St. Louis 8 Home
19	9/15/1950	Phillies 8	Cincinnati 7 Home
19	5/25/2011	Phillies 5	Cincinnati 4 Home
18	6/1/1919	Phillies 10	Brooklyn 9 Road
18	6/9/1949	Phillies 4	Pittsburgh 3 Road
18	10/2/1965	Phillies 0	New York 0 Road
18	5/21/1967	Phillies 2	Cincinnati 1 Home
18	8/1/1972	New York 3	Phillies 2 Road
18	8/24/2013	D'backs 12	Phillies 7 Home
17	9/2/1908	Phillies 3	Brooklyn 2 Home
17	9/6/1952	Phillies 7	Boston 6 Home
17	6/2/1972	Cincinnati 6	Phillies 3 Home
17	9/13/1974	St. Louis 7	Phillies 3 Home
17	8/21/1980	Phillies 9	San Diego 8 Home
17	9/21/1981	Montreal 1	Phillies 0 Road
17	6/27/1986	Phillies 2	St. Louis 1 Road
17	6/27/2003	Phillies 4	Baltimore 2 Road

## LATEST ENDING GAMES

4:40 a.m.	vs San Diego, July 2, 1993 (DH & rain)
3:23 a.m.	vs Montreal, August 10, 1977 (DH & rain)
3:15 a.m.	vs New York, September 26, 1975 (DH & rain)
3:11 a.m.	vs San Francisco, June 9, 1980 (rain)
2:13 a.m.	vs New York, July 26, 1988 (rain)
2:12 a.m.	vs Arizona, August 24, 2013 (extra innings)
2:07 a.m.	at Washington, September 28, 2006 (rain)
2:06 a.m.	vs St. Louis, September 13, 1974 (extra innings & rain)
2:06 a.m.	vs Florida, June 12, 2000 (rain)

## LONGEST RAIN DELAYS

5 hours, 54 minutes	vs San Diego, July 2, 1993 (three delays in game 1 of 1:10, 1:56 and 2:48)
5 hours	vs San Francisco, June 9, 1980 (two delays of 1:28 and 3:32)
4 hours, 56 minutes*	vs Montreal, Aug. 10, 1977; DH (two delays in game 1 of 1:03 and 2:27; 1:26 delay in game 2)
4 hours, 27 minutes	at Washington, Sept. 28, 2006
3 hours, 57 minutes	vs Florida, April 30, 2005 (three delays of 1:01, :45 and 2:11)
3 hours, 54 minutes	vs Cincinnati, June 14, 2004 (three delays of 1:05, 2:18 and :31)
3 hours, 51 minutes	at Colorado, June 15, 1995
3 hours, 34 minutes	vs Florida, June 12, 2000 (two delays of :59 and 2:35)
3 hours, 32 minutes	vs San Francisco, June 9, 1980 (2nd delay)
3 hours, 30 minutes	vs Montreal, Aug. 10, 1977 (two delays in game 1 of 1:03 and 2:27)
3 hours, 25 minutes	vs New York, July 26, 1988
3 hours, 10 minutes	at Montreal, Oct. 4, 1980

\* Combined delay for both games of doubleheader.



## CLUB STREAKS

### WINNING (SINCE 1887)

16	1887 (11 road), 1890 (2 road), 1892 (5 road)
13	1977 (5 road), 1991 (4 road)
12	1895 (all home)
11	1955 (all home), 1983 (6 road), 2010 (7 home)
10	1894 (all home), 1901 (3 road), 1984 (9 road), 2009 (7 home)
9	1892 (all home), 1905 (1 road), 1969 (all road), 2006 (3 road), 2011 (6 road)

### CONSECUTIVE WINS – HOME

16	1977, 1991
14	1890
12	1895, 2010
11	1892, 1899, 1955, 1977

### CONSECUTIVE WINS – ROAD

13	1976 (CHI, PIT, ATL, HOU, STL)
12	1887 (IND, DET, PIT, NYG)
10	1969 (NYM, MTL, PIT, CHI)
9	1954 (MIL, CIN, STL, BKN, PIT)
	1984 (SD, LA, SF)
8	1898 (CIN, STL, WSH)
	1908 (CHI, STL)
	1950 (STL, CIN, PIT, NYG)
	1968 (CHI, PIT, NYM)
	2002 (MIL, STL, NYM)
	2011 (CHI, COL, SF)

### LOSING (SINCE 1883)

23	1961
14	1883, 1927, 1936
13	1919 (twice), 1942, 1955
12	1897, 1904, 1922, 1928 (twice), 1944
11	1925, 1930, 1939, 1985, 1989, 1997, 1999
10	1897, 1903, 1910, 1924, 1928 (twice), 1931, 1939, 1945, 1948, 1956, 1961, 1964, 1970, 1972

### CONSECUTIVE LOSSES – HOME

13	1883, 1944
12	1928, 1936
10	1904, 1972
9	1891, 1910, 1919, 1924, 1940, 1944, 1955

### CONSECUTIVE LOSSES – ROAD

17	1961
15	1928
14	1942, 1996
13	1919, 1927, 1948, 1997
12	1922, 1928, 1933, 1999, 2015
11	1883, 1925, 1934 (twice), 1972, 2013
10	1897 (twice), 1904, 1928, 1929, 1931, 1939, 1942, 1956, 1971, 1975, 1990

## MISCELLANEOUS CLUB RECORDS

Since 1900

KEY: (ML) Major League record; (MLT) Major League record tied; (NL) Nat'l League record; (NLT) Nat'l League record tied.

### HIGHEST WON-LOST PERCENTAGE

**Season**—.630 in 2011 (102-60)  
**Lowest, season**—.278 in 1942 (42-109)

### MOST GAMES WON

**Season**—102 in 2011  
**Consecutive, season**—13, 8/3-16/77; 7/30-8/12/1991  
**Fewest, season**—42 in 1942

### MOST GAMES LOST

**Season**—111 in 1941  
**Consecutive, season**—23, 7/29-8/20/1961  
**Fewest, season**—60 in 2011

### MOST HOME GAMES

**Season**—83 in 1991

### FEWEST HOME GAMES

**Season**—79 in 1940, 1977, 1987

### HOME GAMES WON

**Season**—60 in 1977 (since 1925)  
**Consecutive**—16 in 1977 & 1991  
**Fewest, season**—20 in 1923 (NL)

### ROAD GAMES WON

**Season**—50 in 2011 (since 1925)  
**Consecutive**—13 in 1976  
**Fewest, season**—16 in 1930 (since 1925)

### HOME GAMES LOST

**Season**—55 in 1923, 1940, 1945 (MLT)  
**Consecutive**—12 in 1928  
**Fewest, season**—21 in 1977 (since 1925)

### ROAD GAMES LOST

**Season**—62 in 1939 (since 1925)  
**Consecutive**—17 in 1961  
**Fewest, season**—33 in 1976 & 2009 (since 1925)

### LARGEST MARGIN OF VICTORY

**Game**—21 (22-1), 7/6/2009 vs CIN

### LARGEST MARGIN OF DEFEAT

**Game**—22 (24-2), 5/13/1902 vs CIN; (28-6), 7/6/1929 vs STL

### LARGEST DEFICIT TO OVERCOME IN VICTORY

**Game**—11, 4/17/1976 at CHI, 10 inn.; losing 12-1 & 13-2 (W 18-16)

### LONGEST GAMES

**Innings, opening game**—14, 4/17/1923 at BKN (T 5-5); 3/31/1998 at NYM (L 1-0) (NLT)

**Innings**—21, 7/17/1918 at CHI (L 2-1)

**Innings, at Vet**—20, 5/4/1973 vs ATL (W 5-4); 7/7/1993 vs LAD (W 7-6)

**Innings, at Citizens Bank Park**—19, 5/25/2011 vs CIN (W 5-4)

**Time, 9 innings**—4:13, 7/6/2015 at LAD

**Time, extra innings**—7:06, 8/24/2013 vs ARI (18 inn.)

### SHORTEST GAME

**Time**—0:51, 9/28/1919 at NYG (gm 1) (L 6-1) (ML)

## AWARDS



# ALL-STAR SELECTIONS

1933 Dick Bartell, ss* Chuck Klein, of* 1935 Jimmy Wilson, c* 1936 Pinky Whitney, 3b* 1937 Bucky Walters, rhp 1938 Herschel Martin, of 1939 Morrie Aronovich, of 1940 Kirby Higbe, rhp Pinky May, 3b Hugh Mulcahy, rhp 1941 Cy Blanton, rhp 1942 Danny Litwhiler, of 1943 Babe Dahlgren, 1b 1944 Ken Raffensberger, lhp 1946 Del Ennis, of Frank McCormick, 1b Emil Verban, 2b 1947 Schoolboy Rowe, rhp Emil Verban, 2b* Harry Walker, of* 1948 Richie Ashburn, of* 1949 Andy Seminick, c* Eddie Waitkus, 1b 1950 Willie Jones, 3b* Jim Konstanty, rhp Robin Roberts, rhp* Dick Sisler, of 1951 Richie Ashburn, of* Del Ennis, of* Willie Jones, 3b Robin Roberts, rhp* 1952 Granny Hamner, ss* Robin Roberts, rhp Curt Simmons, lhp* 1953 Richie Ashburn, of Granny Hamner, ss Robin Roberts, rhp* Curt Simmons, lhp 1954 Smoky Burgess, c Granny Hamner, 2b* Robin Roberts, rhp* 1955 Del Ennis, of* Stan Lopata, c Robin Roberts, rhp* 1956 Stan Lopata, c Robin Roberts, rhp 1957 Jack Sanford, rhp Curt Simmons, lhp* 1958 Richie Ashburn, of Dick Farrell, rhp	1959 Gene Conley, rhp 1960 Tony Taylor, 2b 1961 Art Mahaffey, rhp 1962 Johnny Callison, of Art Mahaffey, rhp 1963 Ray Culp, rhp 1964 Jim Bunning, rhp Johnny Callison, of Chris Short, lhp 1965 Dick Allen, 3b* Johnny Callison, of Cookie Rojas, 2b 1966 Dick Allen, 3b Jim Bunning, rhp 1967 Dick Allen, 3b* Chris Short, lhp 1968 Woodie Fryman, lhp 1969 Grant Jackson, lhp 1970 Joe Hoerner, lhp 1971 Rick Wise, rhp 1972 Steve Carlton, lhp 1973 Wayne Twitchell, rhp 1974 Larry Bowa, ss* Steve Carlton, lhp Dave Cash, 2b Mike Schmidt, 3b 1975 Larry Bowa, ss Dave Cash, 2b Greg Luzinski, of Tug McGraw, lhp 1976 Bob Boone, c Larry Bowa, ss Dave Cash, 2b Greg Luzinski, of* Mike Schmidt, 3b 1977 Steve Carlton, lhp Greg Luzinski, of* Mike Schmidt, 3b 1978 Bob Boone, c Larry Bowa, ss* Greg Luzinski, of* 1979 Bob Boone, c# Larry Bowa, ss* Steve Carlton, lhp* Pete Rose, 1b Mike Schmidt, 3b* 1980 Steve Carlton, lhp Pete Rose, 1b Mike Schmidt, 3b*†	1981 Steve Carlton, lhp Pete Rose, 1b* Dick Ruthven, rhp Mike Schmidt, 3b* Manny Trillo, 2b 1982 Steve Carlton, lhp Pete Rose, 1b* Mike Schmidt, 3b* Manny Trillo, 2b* 1983 Mike Schmidt, 3b* 1984 Al Holland, lhp Juan Samuel, 2b Mike Schmidt, 3b* 1985 Ozzie Virgil, c Glenn Wilson, of 1986 Shane Rawley, lhp Mike Schmidt, 3b* 1987 Steve Bedrosian, rhp Juan Samuel, 2b Mike Schmidt, 3b* 1988 Kevin Gross, rhp Lance Parrish, c 1989 Von Hayes, of Mike Schmidt, 3b^ 1990 Lenny Dykstra, of* 1991 John Kruk, 1b 1992 Darren Daulton, c John Kruk, 1b 1993 Darren Daulton, c* Dave Hollins, 3b John Kruk, 1b* Terry Mulholland, lhp* 1994 Mariano Duncan, 2b* Lenny Dykstra, of*† Danny Jackson, lhp Doug Jones, rhp 1995 Darren Daulton, c Lenny Dykstra, of* Tyler Green, rhp Mickey Morandini, 2b Heathcliff Slocumb, rhp 1996 Ricky Bottalico, rhp 1997 Curt Schilling, rhp 1998 Curt Schilling, rhp 1999 Paul Byrd, rhp Mike Lieberthal, c Curt Schilling, rhp* 2000 Mike Lieberthal, c 2001 Jimmy Rollins, ss	2002 Vicente Padilla, rhp Scott Rolen, 3b* Jimmy Rollins, ss* 2003 Randy Wolf, lhp 2004 Bobby Abreu, of Jim Thome, 1b 2005 Bobby Abreu, of* Jimmy Rollins, ss Billy Wagner, lhp 2006 Tom Gordon, rhp Ryan Howard, 1b Chase Utley, 2b* 2007 Cole Hamels, lhp Aaron Rowand, of Chase Utley, 2b* 2008 Brad Lidge, rhp Chase Utley, 2b* 2009 Ryan Howard, 1b Raúl Ibañez, of* Chase Utley, 2b* Shane Victorino, of# Jayson Werth, of 2010 Roy Halladay, rhp Ryan Howard, dh* Chase Utley, 2b† 2011 Roy Halladay, rhp* Cole Hamels, lhp Cliff Lee, lhp Placido Polanco, 3b† Shane Victorino, of Cole Hamels, lhp Jonathan Papelbon, rhp Carlos Ruiz, c 2012 Domonic Brown, of Cliff Lee, lhp 2014 Chase Utley, 2b* 2015 Jonathan Papelbon, rhp 2016 Odúbel Herrera, of 2017 Pat Neshek, rhp
---	--	---	--

\* Starter  
 ^ Elected starter but did not play because of retirement  
 # Started because of injury to elected starter  
 † Couldn't start because of injury

## ALL-STAR GAMES

### July 13, 1943, Shibe Park

NL	3	10	3
AL	5	8	1

Bobby Doerr's three-run homer in the second inning propelled the AL All-Stars to their third straight victory before 31,938. Vince DiMaggio led the NL with a single, triple and home run. It was the first ASG played entirely under the lights. Winner: Dutch Leonard; Loser: Mort Cooper. Game was shortwaved to American servicemen throughout the world.

### July 8, 1952, Shibe Park

AL	2	5	0
NL	3	3	0

Only game in ASG history not to go nine innings as rain halted play after five innings. Jackie Robinson hit a solo homer in the first and Hank Sauer hit a two-run homer onto the LF roof in the fourth for all the NL runs. Two Philadelphia pitchers played in the game: Curt Simmons (Phillies) started for the NL and Bobby Shantz (A's) pitched the fifth for the AL, fanning Whitey Lockman, Robinson and Stan Musial to the delight of 32,785 fans. Winner: Bob Rush; Loser: Bob Lemon. Game was broadcast on Mutual Radio System and on NBC TV.

# MISCELLANEOUS ALL-STAR INFORMATION

## MOST SELECTIONS

### Pitchers

Robin Roberts, 7 times  
Steve Carlton, 7 times

### Hitters

Mike Schmidt, 12 times

## ROOKIES

Del Ennis, of, 1946  
Richie Ashburn, of, 1948  
Jack Sanford, rhp, 1957  
Ray Culp, rhp, 1963  
Juan Samuel, 2b, 1984  
Tyler Green, rhp, 1995  
Jimmy Rollins, ss, 2001

## PHILLIES STARTERS (Position by Position)

### "Firsts"

C Jimmy Wilson, 1935  
1B Pete Rose, 1981  
2B Emil Verban, 1947  
SS Dick Bartell, 1933  
3B Pinky Whitney, 1936  
LF Del Ennis, 1955  
CF Harry Walker, 1947  
RF Chuck Klein, 1933  
P Robin Roberts, 1950  
DH Ryan Howard, 2010

### "Lasts"

Darren Daulton, 1993  
John Kruk, 1993  
Chase Utley, 2014  
Jimmy Rollins, 2002  
Scott Rolen, 2002  
Raúl Ibañez, 2009  
Shane Victorino, 2009  
Bobby Abreu, 2005  
Roy Halladay, 2011  
Ryan Howard, 2010

## WINNING PITCHERS

Ken Raffensberger, lhp  
Doug Jones, rhp  
Heathcliff Slocumb, rhp

7-1 7/11/44  
8-7 7/12/94  
3-2 7/11/95

Forbes Field  
Three Rivers Stadium  
The Ballpark in Arlington

## MANAGERS

Eddie Sawyer 7/10/51  
Gene Mauch 7/13/65  
Dallas Green 8/9/81  
Paul Owens 7/10/84  
Jim Fregosi 7/12/94  
Charlie Manuel 7/14/09  
Charlie Manuel 7/13/10

Briggs Stadium  
Metropolitan Stadium  
Municipal Stadium  
Candlestick Park  
Three Rivers Stadium  
Busch Stadium  
Angel Stadium

W 8-3  
W 6-5  
W 5-4  
W 3-1  
W 8-7  
L 4-3  
W 3-1

## HOME RUNS

Johnny Callison, rf  
Dick Allen, 3b  
Greg Luzinski, lf  
Mike Schmidt, 3b

7/7/64 Shea Stadium  
7/11/67 Anaheim Stadium  
7/19/77 Yankee Stadium  
8/9/81 Municipal Stadium

## PHILLIES FIRSTS

### Hitters

At-Bat  
Run  
Hit  
Double  
Triple  
Home Run  
RBI  
Stolen Base  
Error

Chuck Klein, 7/6/33  
Richie Ashburn, 7/13/48  
Chuck Klein, 7/6/33  
Jimmy Wilson, 7/8/35  
Mike Schmidt, 7/17/79  
Johnny Callison, 7/7/64  
Pinky Whitney, 7/7/36  
Richie Ashburn, 7/13/48  
Andy Seminick, 7/12/49

### Pitchers

Game  
Win  
Loss  
Hit  
Run  
Walk  
Strikeout

Bucky Walters, 7/7/37  
Ken Raffensberger, 7/11/44  
Curt Simmons, 7/9/57  
Bucky Walters, 7/7/37  
Robin Roberts, 7/11/50  
Robin Roberts, 7/11/50  
Ken Raffensberger, 7/11/44

## MVP

Johnny Callison, rf  
7/7/64, Shea Stadium

Hit 3-run, game-winning HR  
in the bottom of the ninth off  
Dick Radatz, 7-4.

## HR DERBY PARTICIPANTS

2004 Jim Thome  
2005 Bobby Abreu\*  
2006 Ryan Howard\*  
2007 Ryan Howard  
2008 Chase Utley  
2009 Ryan Howard

\*winner

AWARDS

### July 13, 1976, Veterans Stadium

AL	1	5	0
NL	7	10	0

ASG MVP George Foster hit a two-run homer to lead the NL to its fifth win in a row. Third-largest crowd (63,974) in ASG history included President Gerald Ford. Five Cincinnati Reds were in the starting lineup. For the first time in Phillies history, they had five players in the game: Greg Luzinski (starter in LF), Dave Cash (2b), Larry Bowa (ss), Bob Boone (c) and Mike Schmidt (3b). Winner: Randy Jones; Loser: Mark Fidrych. An estimated 60 million fans watched the game on ABC TV.

### July 9, 1996, Veterans Stadium

AL	0	7	0
NL	6	12	1

NL defeated AL for third straight year with a 6-0 shutout, behind MVP and Norristown native Mike Piazza's monster home run to the left field upper deck and RBI double in the second and third innings, respectively. Biggest ovation from the crowd of 62,670 went to Ozzie Smith, playing in his 15th and final All-Star Game. Winner: John Smoltz; Loser: Charles Nagy. Game was broadcast on NBC TV and CBS Radio.

IN PHILADELPHIA

# AWARD WINNERS

## NL MOST VALUABLE PLAYER

Chuck Klein (1931)	<i>The Sporting News</i>
Chuck Klein (1932)	Baseball Writers' Association of America, <i>TSN</i>
Jim Konstanty (1950)	BBWAA
Mike Schmidt (1980, 1981, 1986)	BBWAA
Ryan Howard (2006)	BBWAA
Jimmy Rollins (2007)	BBWAA

## NL CY YOUNG AWARD (BBWAA)

Steve Carlton (1972, 1977, 1980, 1982)
John Denny (1983)
Steve Bedrosian (1987)
Roy Halladay (2010)

## NL ROOKIE OF THE YEAR

Jack Sanford, p (1957)	BBWAA
Ed Bouchee, 1b (1957)	<i>TSN</i>
Dick Allen, 3b (1964)	BBWAA, <i>TSN</i>
Lonnie Smith, of (1980)	<i>TSN</i>
Juan Samuel, 2b (1984)	<i>TSN</i>
Scott Rolen, 3b (1997)	BBWAA, Players Choice
Ryan Howard, 1b (2005)	BBWAA
J.A. Happ, lhp (2009)	<i>TSN</i> , Players Choice

## ML ROOKIE OF THE YEAR (TSN)

Del Ennis, of (1946)
Richie Ashburn, of (1948)

## NL MANAGER OF THE YEAR

Eddie Sawyer (1950)	AP, UPI
Gene Mauch (1962)	AP, UPI
Gene Mauch (1964)	AP
Danny Ozark (1976)	AP
Jim Fregosi (1993)	AP
Larry Bowa (2001)	BBWAA, <i>TSN</i> , <i>ESPN the Magazine</i> , <i>USA TODAY</i> , <i>Baseball Weekly</i>

## ML MANAGER OF THE YEAR (TSN)

Danny Ozark (1976)
--------------------

## ML EXECUTIVE OF THE YEAR (TSN)

Bob Carpenter (1949)
Lee Thomas (1993)

## ML PLAYER OF THE YEAR

Robin Roberts, p (1952)	<i>TSN</i>
Ryan Howard, 1b (2006)	<i>TSN</i>
Roy Halladay, rhp (2010)	<i>Baseball America</i>

## NL PLAYER OF THE YEAR

Jim Konstanty (1950)	UPI
Mike Schmidt (1980, 1986)	<i>TSN</i>

## NL PITCHER OF THE YEAR

Jim Konstanty (1950)	<i>TSN</i>
Robin Roberts (1952, 1955)	<i>TSN</i>
Steve Carlton (1972, 1977, 1980, 1982)	<i>TSN</i>
John Denny (1983)	<i>TSN</i>
Steve Bedrosian (1987)	<i>Baseball America</i>

## NL OUTSTANDING PITCHER

Roy Halladay (2010)	Players Choice
---------------------	----------------

## NL ROOKIE PITCHER OF THE YEAR (TSN)

Jack Sanford (1957)
Ray Culp (1963)

## NL COMEBACK PLAYER OF THE YEAR

Eddie Waitkus (1950)	AP
Robin Roberts (1958)	AP
Jim Bunning (1964)	AP
John Denny (1983)	<i>TSN</i> , UPI
Mike Lieberthal (2002)	<i>TSN</i> , Players Choice
Brad Lidge (2008)	MLB

## MALE ATHLETE OF THE YEAR (AP)

Jim Konstanty (1950)
----------------------

## PRO ATHLETE OF THE YEAR (TSN)

Roy Halladay (2010)
---------------------

## NL FIREMAN OF THE YEAR (TSN)

Al Holland (1983)
Steve Bedrosian (1987)

## NL ROLAIDS RELIEF MAN

Al Holland (1983)
Steve Bedrosian (1987)
Brad Lidge (2008)

## DHL DELIVERY MAN OF THE YEAR

Brad Lidge (2008)
-------------------

## PEPSI CLUTCH PERFORMER OF THE YEAR

Roy Halladay (2010)
---------------------

## MARVIN MILLER MAN OF THE YEAR (PLAYERS CHOICE)

Jim Thome (2004)
------------------

## BABE RUTH AWARD (NY BBWAA)

Tug McGraw (1980)
Cole Hamels (2008)

## MOST VALUABLE PLAYER, ALL-STAR GAME (MLB)

Johnny Callison (1964)
------------------------

## MOST VALUABLE PLAYER, NATIONAL LEAGUE CHAMPIONSHIP SERIES

Manny Trillo (1980)
Gary Matthews (1983)
Curt Schilling (1993)
Cole Hamels (2008)
Ryan Howard (2009)

## MOST VALUABLE PLAYER, WORLD SERIES

Mike Schmidt (1980)	MLB, <i>SPORT Magazine</i>
Cole Hamels (2008)	MLB

## AWARD WINNERS

### NL PLAYER/PITCHER OF THE MONTH

#### Player of the Month

June 1973	Greg Luzinski
April 1976	Mike Schmidt
July 1977	Greg Luzinski
July 1979	Mike Schmidt
September 1979	Pete Rose
May 1980	Mike Schmidt
August 1981	Mike Schmidt
September 1981	Gary Matthews
July 1982	Mike Schmidt
April 1989	Von Hayes
May 1994	Lenny Dykstra
September 2003	Jim Thome
June 2004	Jim Thome
May 2005	Bobby Abreu
July 2006	Chase Utley
August 2006	Ryan Howard
September 2006	Ryan Howard
April 2008	Chase Utley
September 2008	Ryan Howard
August 2009	Ryan Howard
May 2013	Domonic Brown

#### Pitcher of the Month

June 1964	Jim Bunning
September 1977	Larry Christenson
May 1980	Steve Carlton
September 1980	Marty Bystrom
May 1982	Dick Ruthven
September 1983	John Denny
August 1985	Shane Rawley
May 1987	Steve Bedrosian
August 1991	Mitch Williams
May 1993	Tommy Greene
June 1994	Bobby Munoz
May 1995	Heathcliff Slocumb
August 1995	Sid Fernandez
May 1999	Curt Schilling
July 2010	Roy Halladay
June 2011	Cliff Lee
August 2011	Cliff Lee

### NL PLAYER/PITCHER OF THE WEEK

1973	Wayne Twitchell	1993	John Kruk
1974	Dave Cash		Tommy Greene
	Larry Bowa	1994	Danny Jackson
1976	Mike Schmidt		Lenny Dykstra
	Dave Cash	1998	Paul Byrd
	Jay Johnstone	1999	Mike Lieberthal
1977	Greg Luzinski (twice)	2001	Bobby Abreu
	Steve Carlton		Scott Rolen
1978	Larry Christenson		Jose Mesa
	Garry Maddox	2003	Kevin Millwood
1979	Steve Carlton		Jim Thome
	Bob Boone	2004	Jim Thome
	Pete Rose (twice)		Bobby Abreu
1980	Steve Carlton	2005	Pat Burrell (twice)
	Pete Rose		Bobby Abreu
	Bake McBride		Chase Utley
	Mike Schmidt		Jimmy Rollins
1982	Gary Matthews	2006	Chase Utley (twice)
1983	Joe Morgan		Ryan Howard
1984	Mike Schmidt	2007	Ryan Howard (twice)
	Von Hayes		Jimmy Rollins
1985	Juan Samuel		Chase Utley
1986	Von Hayes (3 times)	2008	Chase Utley
	Mike Schmidt	2009	Ryan Howard (twice)
	Kent Tekulve		Raúl Ibañez
1987	Mike Schmidt		Jayson Werth
	Steve Bedrosian	2010	Roy Halladay (twice)
	Von Hayes		Ryan Howard
1990	Lenny Dykstra		Jayson Werth
	Terry Mulholland	2011	Raúl Ibañez
1991	Tommy Greene	2012	Cole Hamels
	Wes Chamberlain	2013	Domonic Brown (twice)
	Mitch Williams	2014	Carlos Ruiz
	John Kruk	2015	Cole Hamels
1992	Dave Hollins		
	John Kruk		
	Tommy Greene		

### NL ROOKIE OF THE MONTH

September 2005	Ryan Howard
June 2015	Maikel Franco
August 2017	Rhys Hoskins

### PEPSI CLUTCH PERFORMER OF THE MONTH

September 2008	Ryan Howard
----------------	-------------

### MLB DELIVERY MAN OF THE MONTH

April 2012	Jonathan Papelbon
------------	-------------------

### SILVER SLUGGER WINNERS

1980	Manny Trillo, 2b	1984	Mike Schmidt, 3b	2006	Ryan Howard, 1b
	Mike Schmidt, 3b	1986	Mike Schmidt, 3b		Chase Utley, 2b
1981	Pete Rose, 1b	1987	Juan Samuel, 2b	2007	Jimmy Rollins, ss
	Manny Trillo, 2b	1992	Darren Daulton, c		Chase Utley, 2b
	Mike Schmidt, 3b	1993	Lenny Dykstra, of	2008	Chase Utley, 2b
1982	Mike Schmidt, 3b	2004	Bobby Abreu, of	2009	Chase Utley, 2b
1983	Mike Schmidt, 3b				

## AWARDS

### RAWLINGS GOLD GLOVE AWARD® WINNERS

<p>1963 Bobby Wine, ss</p> <p>1964 Bobby Shantz, p Ruben Amaro, ss</p> <p>1966 Bill White, 1b</p> <p>1972 Larry Bowa, ss</p> <p>1975 Garry Maddox, of</p> <p>1976 Garry Maddox, of Mike Schmidt, 3b Jim Kaat, p</p> <p>1977 Garry Maddox, of Mike Schmidt, 3b Jim Kaat, p</p> <p>1978 Garry Maddox, of Mike Schmidt, 3b Larry Bowa, ss Bob Boone, c</p>	<p>1979 Garry Maddox, of Mike Schmidt, 3b Bob Boone, c</p> <p>Manny Trillo, 2b</p> <p>1980 Garry Maddox, of Mike Schmidt, 3b</p> <p>1981 Garry Maddox, of Mike Schmidt, 3b Manny Trillo, 2b Steve Carlton, p</p> <p>1982 Garry Maddox, of Mike Schmidt, 3b Manny Trillo, 2b</p> <p>1983 Mike Schmidt, 3b</p> <p>1984 Mike Schmidt, 3b</p>	<p>1986 Mike Schmidt, 3b</p> <p>1998 Scott Rolen, 3b</p> <p>1999 Mike Lieberthal, c</p> <p>2000 Scott Rolen, 3b</p> <p>2001 Scott Rolen, 3b</p> <p>2005 Bobby Abreu, of</p> <p>2007 Jimmy Rollins, ss Aaron Rowand, of</p> <p>2008 Jimmy Rollins, ss Shane Victorino, of</p> <p>2009 Jimmy Rollins, ss Shane Victorino, of</p> <p>2010 Shane Victorino, of</p> <p>2011 Placido Polanco, 3b</p> <p>2012 Jimmy Rollins, ss</p>
---	---	--



### CENTENNIAL TEAM

In 1983 the Phillies conducted balloting for the Greatest Phillies Team and Greatest Player Ever. Mike Schmidt collected 19,767 votes to be named Greatest Phillies Player.

Bob Boone (c)	Del Ennis (of)
Pete Rose (1b)	Robin Roberts (starting rhp)
Manny Trillo (2b)	Steve Carlton (starting lhp)
Mike Schmidt (3b)	Jim Konstanty (rh reliever)
Larry Bowa (ss)	Tug McGraw (lh reliever)
Richie Ashburn (of)	Dallas Green (manager)
Garry Maddox (of)	



### ALL-VET TEAM

To commemorate the 33rd and final season of Veterans Stadium, the Phillies asked fans to select the All-Vet Team through online voting. Results were announced on September 27, 2003, prior to the second-to-last game in Vet history.

Darren Daulton (c)	Garry Maddox (cf)
John Kruk (1b)	Bobby Abreu (rf)
Juan Samuel (2b)	Steve Carlton (starting lhp)
Mike Schmidt (3b)	Curt Schilling (starting rhp)
Larry Bowa (ss)	Tug McGraw (relief pitcher)
Greg Luzinski (lf)	Dallas Green (manager)

### ROBERTO CLEMENTE AWARD

Since 1971, Major League Baseball has annually presented an award that recognizes a player who best exemplifies the game of baseball through sportsmanship, community involvement and positive contributions to his team.

In 1973, following the tragic death of Roberto Clemente, the award was named to honor the man whose spirit and goodwill will always be remembered. The 12-time All-Star and Hall of Famer was killed in a plane crash in 1972 delivering food and medical supplies to earthquake victims of Nicaragua. The award recognizes those individuals who truly understand the value of helping others.

A panel of baseball dignitaries, including Vera Clemente and Commissioner Rob Manfred, annually selects the winner from a list of 30 candidates, one from each Major League Baseball Club. Winners from each club are announced in September during Roberto Clemente Day. The winner of the national Roberto Clemente Award is announced during a pre-game ceremony at the World Series. **Greg Luzinski** received the award in 1978, **Garry Maddox** in 1986, and **Jimmy Rollins** shared the honor in 2014 with Paul Konerko. Other past winners include Jamie Moyer, Jim Thome, Curt Schilling, Al Leiter, Tony Gwynn, Willie Mays, Ozzie Smith and Cal Ripken Jr.

# AWARDS



## PAUL OWENS AWARD

Since 1986 the Phillies have honored the top player and pitcher in their minor league system. The award is named in honor of Paul Owens, who passed away in December 2003 after spending 48 years in the Phillies organization as a scout, farm director, general manager, manager and senior advisor.

Year	Player	Pitcher	Year	Player	Pitcher
1986	Ron Jones (of)	Marvin Freeman (rhp)	2002	Chase Utley (3b)	Ryan Madson (rhp)
1987	Ricky Jordan (1b)	Todd Frohwirth (rhp)	2003	Ryan Howard (1b)	Cole Hamels (lhp)
1988	Jim Vatcher (of)	Andy Carter (lhp)	2004	Ryan Howard (1b)	Scott Mitchinson (rhp)
1989	Mickey Morandini (2b)	Jason Grimsley (rhp)	2005	Chris Roberson (of)	Robinson Tejeda (rhp)
1990	Jeff Grotewold (c)	Andy Ashby (rhp)	2006	Michael Bourn (of)	Carlos Carrasco (rhp)
1991	Kim Batiste (ss)	Toby Borland (rhp)	2007	Quintin Berry (of)	Mike Zagurski (lhp)
1992	Mike Lieberthal (c)	Paul Fletcher (rhp)	2008	Lou Marson (c)	J.A. Happ (lhp)
1993	Phil Geisler (of)	Ricky Bottalico (rhp)	2009	Michael Taylor (of)	Kyle Drabek (rhp)
1994	Gene Schall (1b)	Ron Blazier (rhp)	2010	Domonic Brown (of)	Scott Mathieson (rhp)
1995	Dave Doster (2b)	Rich Hunter (rhp)	2011	Freddy Galvis (ss)	Trevor May (rhp)
	Wendell Magee (of)		2012	Darin Ruf (of/1b)	Tyler Cloyd (rhp)
1996	Scott Rolen (3b)	Matt Beech (lhp)	2013	Maikel Franco (3b)	Severino Gonzalez (rhp)
1997	Jeff Key (of)	Ryan Brannan (rhp)	2014	J.P. Crawford (ss)	Luis Garcia (rhp)
	Jimmy Rollins (ss)		2015	Andrew Knapp (c)	Ricardo Pinto (rhp)
1998	Marlon Anderson (2b)	Carlton Loewer (rhp)	2016	Dylan Cozens (of)	Ben Lively (rhp)
1999	Pat Burrell (of/1b)	Adam Eaton (rhp)		Rhys Hoskins (1b)	
2000	Marlon Byrd (of)	Brandon Duckworth (rhp)	2017	Scott Kingery (2b)	Tom Eshelman (rhp)
2001	Marlon Byrd (of)	Brandon Duckworth (rhp)			

## BILL GILES AND LARRY ROJAS AWARDS



Bill Giles

Two awards were established in 1999 to honor minor league players who share the same attributes as the awards' namesakes: a love and respect for the game of baseball, an outstanding work ethic and pride in being a member of the Phillies organization.

Bill Giles climbed the baseball ladder from the minors to the majors, working in numerous executive capacities with the Astros and Phillies until getting a group together to purchase the Phillies in 1981. He was president and general partner until 1997 when he became chairman and then was named chairman emeritus in 2015.

Larry Rojas was born in Cuba and played minor league baseball in the Phillies organization. He also served as a minor league coach and manager, spring training coordinator, scout and liaison for the Hispanic players in the system before his death in 2007.



Larry Rojas

### Bill Giles Award Winner

1999	Gary Burnham
2000	Marlon Byrd
2001	Nate Espy
2002	Taylor Buchholz
2003	Ryan Howard
2004	Jake Blalock
2005	Michael Bourn
2006	Cooper Osteen
2007	Dominic Brown
2008	Jason Donald
2009	Vance Worley
2010	Jarred Cosart
2011	Troy Hanzawa
2012	Tim Lincecum
2013	Jesse Biddle
2014	Justin Parr
2015	Andrew Knapp
2016	Roman Quinn
2017	Cole Stobbe

### Larry Rojas Award Winner

Alejandro Fajardo
Anderson Machado
Juan Richardson
Elizardo Ramirez
Edgar Cruz
Kelvin Pichardo
Carlos Carrasco
Fidel Hernandez
Jesus Sanchez
Freddy Galvis
Arlon Quiroz
Sebastian Valle
Francisco Diaz
Maikel Franco
Edgar Duran
Gabriel Lino
Grenny Cumana
Angelo Mora
Sixto Sánchez



## AWARDS

### JOHN VUKOVICH AWARD



Started in 2007, the John Vukovich Award is presented annually to an instructor in the Phillies organization who embodies the characteristics of the award's namesake: loyalty, dedication, competitiveness, knowledge, honesty and a terrific work ethic.

"Vuk" took great pride in wearing a baseball uniform and playing the game the right way. His dedication to the game and the Phillies was endless.

He spent 30 of his 41 years in baseball as a member of the Phillies organization. With 17 years on the coaching staff, he is the longest tenured coach in team history and one of the most respected persons to ever wear a Phillies uniform.

<b>2007</b>	Ramon Henderson, major league bullpen coach
<b>2008</b>	Bill Dancy, minor league field coordinator
<b>2009</b>	Roly deArmas, minor league manager
<b>2010</b>	Mike Compton, minor league field coordinator
<b>2011</b>	Greg Legg, minor league coach
<b>2012</b>	Carlos Arroyo, rehab pitching coach
<b>2013</b>	Manny Amador, minor league manager
<b>2014</b>	Sal Rende, minor league hitting coach
<b>2015</b>	Steve Schrenk, minor league pitching coach
<b>2016</b>	Larry Bowa, major league bench coach
<b>2017</b>	Doug Mansolino, minor league field coordinator

### DALLAS GREEN AWARD



To honor the accomplishments of Dallas Green, a longtime fixture in the Phillies organization, the club established the Dallas Green Scout of the Year Award in 2011. This annual award is presented to the amateur or professional scout who best exemplifies the Phillies' standard for scouting while demonstrating the same loyalty, work ethic, dedication and passion as the award's namesake. It also recognizes the scout's ability to judge not only a player's talent, but also his character and heart.

Over his distinguished career, which encompassed 62 years in baseball, including 46 with the Phillies, Green served in almost every capacity in the game, including player, scout, manager, general manager, senior advisor and club executive.

<b>2011</b>	Dick Lawlor
<b>2012</b>	Bill Harper
<b>2013</b>	Eddie Bockman
<b>2014</b>	Gordon Lakey
<b>2015</b>	Sal Agostinelli
<b>2016</b>	Roy Tanner
<b>2017</b>	Joey Davis

### RICHIE ASHBURN SPECIAL ACHIEVEMENT AWARD

Established in 1998 in honor of the memory of Richie Ashburn, who spent nearly 50 years with the Phillies, the award is given annually to a member of the Phillies organization who has demonstrated the same loyalty, dedication and passion for the game as the award's namesake.

<b>1998</b>	Pete Cera, assistant major league clubhouse manager
<b>1999</b>	Paul Owens, senior advisor to the general manager
<b>2000</b>	Ray Krise, former ticket manager
<b>2001</b>	Eddie Ferenz, former traveling secretary
<b>2002</b>	Maje McDonnell, community relations representative
<b>2003</b>	Larry Shenk, vice president, public relations
<b>2004</b>	Christine Long, director, entertainment
<b>2005</b>	Mike DiMuzio, director, ballpark operations
<b>2006</b>	Kathy Killian, director, group sales
<b>2007</b>	Kurt Funk, director, events
<b>2008</b>	Richard Deats, vice president, Phillies Enterprises
<b>2009</b>	"Video" Dan Stephenson, manager, video production
<b>2010</b>	Dan Goroff, director, ticket department
<b>2011</b>	Jerry Clothier, senior vice president, business and finance
<b>2012</b>	Rob Holiday, assistant director, scouting
<b>2013</b>	Bettyanne Robb, administrator
<b>2014</b>	Chris Wheeler, club ambassador
<b>2015</b>	James Rodriguez, ballpark operations
<b>2016</b>	Michael Stiles, executive vice president, chief operating officer
<b>2017</b>	Chris Pohl, director, ticket technology and development



## WALL OF FAME



The tradition of honoring alumni of both the Phillies and the Philadelphia Athletics began in 1978 at Veterans Stadium in a 200 Level display originally called the Philadelphia Baseball Hall of Fame. Former Phillies continue to be honored at Citizens Bank Park in a new Wall of Fame display located in the Left Field Plaza behind the scoreboard building. Toyota is the sponsor of the Wall of Fame.

Phillies executives, players, managers and coaches with four or more years of service are eligible.

With rare exception, all candidates must be retired for three years before they can be eligible for the ballot. Consideration is given to longevity, ability, character, and contributions to the Phillies and baseball, plus special achievements.

### ENSHRINED PHILLIES

Robin Roberts (1978)	Greg Luzinski (1998)
Richie Ashburn (1979)	Tug McGraw (1999)
Chuck Klein (1980)	Gavvy Cravath (2000)
Grover Alexander (1981)	Garry Maddox (2001)
Del Ennis (1982)	Tony Taylor (2002)
Jim Bunning (1984)	Sherry Magee (2003)
Ed Delahanty (1985)	Billy Hamilton (2004)
Cy Williams (1986)	Bob Boone (2005)
Granny Hamner (1987)	Dallas Green (2006)
Paul Owens (1988)	John Vukovich (2007)
Steve Carlton (1989)	Juan Samuel (2008)
Mike Schmidt (1990)	Harry Kalas (2009)
Larry Bowa (1991)	Darren Daulton (2010)
Chris Short (1992)	John Kruk (2011)
Curt Simmons (1993)	Mike Lieberthal (2012)
Dick Allen (1994)	Curt Schilling (2013)
Willie Jones (1995)	Charlie Manuel (2014)
Sam Thompson (1996)	Pat Burrell (2015)
Johnny Callison (1997)	Jim Thome (2016)



AWARDS

### REMEMBERING THE A'S

From 1978 through the final year of the Vet, 2003, members of the A's were also selected yearly. The A's were a member of the American League in Philadelphia from 1901 through the 1954 season when the franchise was moved to Kansas City.

A total of 25 former A's were part of the Philadelphia Baseball Hall of Fame, starting with Connie Mack, their longtime manager/owner who was inducted posthumously in 1978.

A large statue of Connie Mack once stood at Connie Mack Stadium on the south side of Lehigh Avenue. During the 1971 inaugural season at Veterans Stadium, the Phillies relocated the statue to the corner of Broad Street and Pattison Avenue. The Phillies moved it again during the final construction stages of Citizens Bank Park in March of 2004.

Mack's statue is located on the west side of Citizens Bank Way. Names of the 25 A's players who were honored at the Vet's Hall of Fame display have been added to Mack's statue so that fans will forever remember the A's.

Connie Mack (1978)	Wally Moses (1988)	Ed Rommel (1996)
Jimmie Foxx (1979)	Bob Johnson (1989)	Ferris Fain (1997)
Lefty Grove (1980)	Elmer Valo (1990)	Bing Miller (1998)
Al Simmons (1981)	Chief Bender (1991)	Sam Chapman (1999)
Mickey Cochrane (1982)	Jack Coombs (1992)	George Earnshaw (2000)
Jimmy Dykes (1984)	Frank Baker (1993)	Gus Zernial (2001)
Eddie Plank (1985)	Bobby Shantz (1994)	Rube Walberg (2002)
Rube Waddell (1986)	Eddie Joost (1995)	Rube Oldring (2003)
Eddie Collins (1987)		

# NATIONAL BASEBALL HALL OF FAMERS

Players	Years with Phillies	In HOF	Pitchers	Years with Phillies	In HOF
Sparky Anderson	1959	2000	Grover Alexander	1911-17	1938
Richie Ashburn	1948-59	1995	Chief Bender	1916-17	1953
Dave Bancroft	1915-20	1971	Jim Bunning	1964-67; 1970-71	1996
Dan Brouthers	1896	1945	Steve Carlton	1972-86	1994
Roger Connor	1892	1976	Ferguson Jenkins	1965-66	1991
Ed Delahanty	1888-89; 1891-1901	1945	Tim Keefe	1891-93	1964
Hugh Duffy*	1904-06	1945	Pedro Martinez	2009	2015
Johnny Evers	1917	1946	Kid Nichols	1905-06	1949
Elmer Flick	1898-1901	1963	Eppa Rixey	1912-17; 1919-20	1963
Jimmie Foxx	1945	1951	Robin Roberts	1948-61	1976
Billy Hamilton	1890-95	1961			
Hughie Jennings	1901-02	1945	Managers	Years with Phillies	In HOF
Chuck Klein	1928-33; 1936-44	1980	Bucky Harris	1943	1975
Nap Lajoie	1896-1900	1937	Harry Wright	1884-93	1953
Tommy McCarthy	1886-87	1946			
Joe Morgan	1983	1990	Executives	Years with Phillies	In HOF
Tony Perez	1983	2000	Pat Gillick	2005-current	2011
Ryne Sandberg**	1981; 2013-15	2005	Herb Pennock	1943-48	1948
Mike Schmidt	1972-89	1995			
Casey Stengel	1920-21	1966			
Jim Thome	2003-05; 2012	2018			
Sam Thompson	1889-98	1974			
Lloyd Waner	1942	1967			
Hack Wilson	1934	1979			

\*Player-Manager  
\*\*Player and Manager

## FORD C. FRICK AWARD

The Ford C. Frick Award is presented annually to a broadcaster for "major contributions to baseball." The award, named after the late broadcaster and National League President, has been presented annually since 1978. Each award recipient is presented with a certificate during the Hall of Fame Induction Ceremony and is recognized in the "Scribes & Mikemen" exhibit in the Library of the National Baseball Hall of Fame. Longtime Phillies broadcaster **By Saam** received the award in 1990 and was joined in 2002 by his former broadcast partner, **Harry Kalas**. Other former Phillies broadcasters to be honored include **Chuck Thompson** (1993), **Herb Carneal** (1996) and **Tim McCarver** (2012).

## J.G. TAYLOR SPINK AWARD

The Philadelphia media are also represented in the Baseball Hall of Fame in Cooperstown, NY. The J.G. Taylor Spink Award, named after the founder of *The Sporting News*, has been voted upon annually by the Baseball Writers' Association of America since 1962 and honors a baseball writer (or writers) "for meritorious contributions to baseball writing." **Charles Dryden**, who wrote for *The North American* at the turn of the century, was honored in 1965 and legendary sportswriter **Red Smith**, who early in his career worked for *The Philadelphia Record*, won in 1976. Other winners include former *Philadelphia Inquirer* writers **James Isaminger** (1974), **Allen Lewis** (1981) and **Claire Smith** (2017); **Ray Kelly** of the *Philadelphia Bulletin* (1988); **Bus Saitt** from *The Trentonian* and *Trenton Times* (1992); **Bill Conlin** from the *Philadelphia Daily News* (2011); and **Paul Hagen** (2013), who wrote for the *Daily News* for 25 years before joining MLB.com.

## BBWAA AWARDS

In 2004, the Philadelphia Chapter of the Baseball Writers' Association of America introduced four awards that were presented to Phillies players at the end of every season. A fifth award was added in 2014, the Charlie Manuel Award for Service and Passion to Baseball, given to former broadcaster and club ambassador Chris Wheeler. The awards were discontinued in 2015.

Tug McGraw True Pro Award	Dallas Green Special Achievement Award	Steve Carlton Most Valuable Pitcher Award	Mike Schmidt Most Valuable Player Award
2004 Amaury Telemaco	2004 John Vukovich	2004 Ryan Madson	2004 Bobby Abreu
2005 Billy Wagner	2005 Maje McDonnell	2005 Billy Wagner	2005 Pat Burrell and Chase Utley
2006 Mike Lieberthal	2006 Chris Coste	2006 Tom Gordon	2006 Ryan Howard
2007 Aaron Rowand	2007 Larry Shenk	2007 Cole Hamels	2007 Jimmy Rollins
2008 Greg Dobbs	2008 Jamie Moyer	2008 Cole Hamels	2008 Brad Lidge
2009 Brad Lidge	2009 Jamie Moyer	2009 J.A. Happ	2009 Ryan Howard
2010 Shane Victorino	2010 Roy Halladay	2010 Roy Halladay	2010 Ryan Howard
2011 Raúl Ibañez	2011 Charlie Manuel	2011 Cliff Lee	2011 Shane Victorino
2012 Juan Pierre	2012 Jimmy Rollins	2012 Cole Hamels	2012 Carlos Ruiz
2013 Kevin Frandsen	2013 Charlie Manuel	2013 Cliff Lee	2013 Domonic Brown
2014 Ryan Howard	2014 Jimmy Rollins	2014 Cole Hamels	2014 Marlon Byrd

# HITTING



# PHILLIES CAREER BATTING TOP 10

## GAMES

Schmidt.....	2,404
Rollins (SW).....	2,090
Ashburn (LH).....	1,794
Bowa (SW).....	1,739
Taylor.....	1,669
Ennis.....	1,630
Howard (LH).....	1,572
Utley (LH).....	1,551
Delahanty.....	1,544
Magee.....	1,521

## AT-BATS

Rollins (SW).....	8,628
Schmidt.....	8,352
Ashburn (LH).....	7,122
Bowa (SW).....	6,815
Delahanty.....	6,352
Ennis.....	6,327
Taylor.....	5,799
Hamner.....	5,771
Utley (LH).....	5,748
Howard (LH).....	5,707

## RUNS

Schmidt.....	1,506
Delahanty.....	1,365
Rollins (SW).....	1,325
Ashburn (LH).....	1,114
Klein (LH).....	962
Utley (LH).....	949
S. Thompson (LH).....	928
R. Thomas (LH).....	922
Magee.....	898
Abreu (LH).....	891

## HITS

Rollins (SW).....	2,306
Schmidt.....	2,234
Ashburn (LH).....	2,217
Delahanty.....	2,211
Ennis.....	1,812
Bowa (SW).....	1,798
Klein (LH).....	1,705
Magee.....	1,647
Utley (LH).....	1,623
C. Williams (LH).....	1,553

## RBI

(since 1920)

Schmidt.....	1,595
Howard (LH).....	1,194
Ennis.....	1,124
Klein (LH).....	983
Utley (LH).....	916
Rollins (SW).....	887
Burrell.....	827
Abreu (LH).....	814
Luzinski.....	811
W. Jones.....	753

## SINGLES

Ashburn (LH).....	1,811
Delahanty.....	1,524
Rollins (SW).....	1,500
Bowa (SW).....	1,498
Thomas (LH).....	1,235
Schmidt.....	1,219
Ennis.....	1,178
Taylor.....	1,178
Magee.....	1,108
Hamner.....	1,083

## DOUBLES

Rollins (SW).....	479
Delahanty.....	432
Schmidt.....	408
Abreu (LH).....	348
Utley (LH).....	346
Magee.....	337
Klein (LH).....	336
Ennis.....	310
Ashburn (LH).....	287
Howard (LH).....	277

## TRIPLES

Delahanty.....	151
Magee.....	127
Rollins (SW).....	111
S. Thompson (LH).....	103
Ashburn (LH).....	97
Callison (LH).....	84
Bowa (SW).....	81
Cravath.....	72
Samuel.....	71
Ennis.....	65

## HOME RUNS

Schmidt.....	548
Howard (LH).....	382
Ennis.....	259
Burrell.....	251
Klein (LH).....	243
Utley (LH).....	233
Luzinski.....	223
C. Williams (LH).....	217
Rollins (SW).....	216
Allen.....	204

## TOTAL BASES

Schmidt.....	4,404
Rollins (SW).....	3,655
Delahanty.....	3,206
Ennis.....	3,029
Howard (LH).....	2,940
Klein (LH).....	2,898
Utley (LH).....	2,766
Ashburn (LH).....	2,764
C. Williams (LH).....	2,539
Abreu (LH).....	2,491

## EXTRA-BASE HITS

Schmidt.....	1,015
Rollins (SW).....	806
Howard (LH).....	680
Delahanty.....	670
Klein (LH).....	643
Ennis.....	634
Utley (LH).....	628
Abreu (LH).....	585
Magee.....	539
Callison (LH).....	534

## WALKS

Schmidt.....	1,507
Ashburn (LH).....	948
Abreu (LH).....	947
Thomas (LH).....	946
Burrell.....	785
Rollins (SW).....	753
Howard (LH).....	709
W. Jones.....	694
Delahanty.....	643
Utley (LH).....	625

## INTENTIONAL WALKS

Schmidt.....	201
Howard (LH).....	154
Abreu (LH).....	94
Allen.....	81
Boone.....	77
V. Hayes (LH).....	74
Luzinski.....	74
Dalrymple (LH).....	73
Ruiz.....	62
Utley (LH).....	59

## STRIKEOUTS

Schmidt.....	1,883
Howard (LH).....	1,843
Burrell.....	1,273
Rollins (SW).....	1,145
Luzinski.....	1,098
Abreu (LH).....	1,078
Allen.....	1,023
Utley (LH).....	958
Callison (LH).....	854
Samuel.....	825

## SACRIFICE FLIES

Schmidt.....	108
Utley (LH).....	67
Howard (LH).....	55
Abreu (LH).....	54
Luzinski.....	53
Maddox.....	51
Rollins (SW).....	51
Boone.....	43
V. Hayes (LH).....	43
Lieberthal.....	43

## STOLEN BASES

Hamilton.....	508
Rollins.....	453
Delahanty.....	438
Magee.....	385
Bowa.....	288
Fogarty.....	259
Abreu.....	254
Samuel.....	249
Thomas.....	228
V. Hayes.....	202

## HIT BY PITCH

Utley.....	173
Lieberthal.....	88
Delahanty.....	80
Schmidt.....	79
Magee.....	78
Titus.....	78
Ruiz.....	73
Thomas.....	66
Luzinski.....	61
Taylor.....	60

## BATTING AVG

(min. 3,000 PA)

Hamilton (LH).....	.362
Delahanty.....	.348
S. Thompson.....	.335
Klein (LH).....	.326
Ashburn (LH).....	.311
Kruk (LH).....	.309
Whitney.....	.307
C. Williams (LH).....	.306
Abreu (LH).....	.303
Hurst (LH).....	.303

## ON-BASE PCT

(min. 3,000 PA)

Hamilton (LH).....	.467
R. Thomas.....	.421
Abreu (LH).....	.416
Delahanty.....	.414
Kruk (LH).....	.400
Ashburn (LH).....	.394
Dykstra (LH).....	.388
S. Thompson.....	.387
Hurst (LH).....	.382
Klein (LH).....	.382

## SLUGGING PCT

(min. 3,000 PA)

Klein (LH).....	.553
Allen.....	.530
Schmidt.....	.527
Howard (LH).....	.515
Abreu.....	.513
Delahanty.....	.505
S. Thompson (LH).....	.505
Rolen.....	.504
C. Williams (LH).....	.500
Cravath.....	.490

# PHILLIES SEASON BATTING TOP 10

## GAMES

Rose, 1979	163
Allen, 1964	162
Callison, 1964	162
Bowa, 1974	162
Cash, 1974	162
Schmidt, 1974	162
Cash, 1975	162
Rose, 1980	162
Matthews, 1982	162
Rose, 1982	162
Abreu, 2001	162
Abreu, 2005	162
Rollins, 2007	162
Howard, 2008	162
Galvis, 2017	162

## AT-BATS

Rollins, 2007	716
Samuel, 1984	701
Cash, 1975	699
Rollins, 2006	689
Cash, 1974	687
Glanville, 1998	678
Rollins, 2005	677
Rollins, 2009	672
Bowa, 1974	669
Cash, 1976	666

## RUNS

Hamilton, 1894	196
Hamilton, 1895	166
Klein, 1930	158
O'Doul, 1929	152
Klein, 1932	152
Delahanty, 1894	149
Delahanty, 1895	148
Delahanty, 1893	145
Dykstra, 1993	143
Hamilton, 1891	142

## HITS

O'Doul, 1929	254
Klein, 1930	250
Delahanty, 1899	234
Klein, 1932	226
Hamilton, 1894	223
Klein, 1933	223
Ashburn, 1951	221
Thompson, 1893	220
Klein, 1929	219
Delahanty, 1893	218

## RBI

(since 1920\*)

Klein, 1930	170
Howard, 2006	149
Howard, 2008	146
Klein, 1929	145
Hurst, 1932	143
Howard, 2009	141
Klein, 1932	137
Howard, 2007	136
Thome, 2003	131
Luzinski, 1977	130

\*1st year as an official stat

## SINGLES

O'Doul, 1929	181
Ashburn, 1951	181
Hamilton, 1894	179
Ashburn, 1958	176
Hamilton, 1895	169
Ashburn, 1953	169
Cash, 1974	167
Cash, 1975	166
Thomas, 1899	162
Fullis, 1933	162
Cash, 1976	162
Revere, 2014	162

## DOUBLES

Klein, 1930	59
Delahanty, 1899	56
Klein, 1932	50
Abreu, 2002	50
Delahanty, 1895	49
Bartell, 1932	48
Abreu, 2001	48
Utley, 2007	48
Abreu, 2004	47
E. Allen, 1935	46
V. Hayes, 1986	46
Werth, 2010	46

## TRIPLES

Thompson, 1894	27
Lajoie, 1897	25
Delahanty, 1892	21
Thompson, 1895	21
Rollins, 2007	20
Wood, 1887	19
Samuel, 1984	19
Delahanty, 1893	18
Fogarty, 1889	17
Delahanty, 1896	17
Flick, 1901	17
Magee, 1905	17
Magee, 1910	17

## HOME RUNS

Howard, 2006	58
Schmidt, 1980	48
Howard, 2008	48
Thome, 2003	47
Howard, 2007	47
Schmidt, 1979	45
Howard, 2009	45
Klein, 1929	43
Thome, 2004	42
Williams, 1923	41

## TOTAL BASES

Klein, 1930	445
Klein, 1932	420
Klein, 1929	405
O'Doul, 1929	397
Howard, 2006	383
Rollins, 2007	380
Klein, 1933	365
Allen, 1964	352
Howard, 2009	352
Thompson, 1895	350

## EXTRA-BASE HITS

Klein, 1930	107
Klein, 1932	103
Klein, 1929	94
Rollins, 2007	88
Howard, 2009	86
Thompson, 1895	84
Howard, 2006	84
Abreu, 2001	83
Schmidt, 1980	81
Allen, 1964	80
Samuel, 1987	80
Rolen, 1998	80
Thome, 2003	80

## WALKS

Dykstra, 1993	129
Schmidt, 1983	128
Abreu, 2004	127
Hamilton, 1894	126
Ashburn, 1954	125
V. Hayes, 1987	121
Schmidt, 1979	120
Daulton, 1993	117
Abreu, 2005	117
Connor, 1892	116
Camilli, 1936	116

## INTENTIONAL WALKS

(since 1955\*)

Howard, 2006	37
Howard, 2007	35
Thome, 2004	26
Schmidt, 1986	25
Sizemore, 1977	21
Allen, 1967	18
Schmidt, 1981	18
DeJesus, 1983	18
Callison, 1967	17
Luzinski, 1975	17
Schmidt, 1982	17
Schmidt, 1983	17
Howard, 2008	17

\*1st year as an official stat

## STRIKEOUTS

Howard, 2007	199
Howard, 2008	199
Howard, 2014	190
Howard, 2009	186
Byrd, 2014	185
Thome, 2003	182
Howard, 2006	181
Schmidt, 1975	180
Howard, 2011	172
Samuel, 1984	168

## SACRIFICE FLIES

(since 1954\*)

Montanez, 1971	13
Schmidt, 1980	13
Rolen, 2001	12
Ennis, 1954	11
Demeter, 1962	11
Luzinski, 1976	11
V. Hayes, 1990	10
Brogna, 1998	10
17 tied with	9

\*Year modern rule came into use

## STOLEN BASES

(since 1898\*)

Samuel, 1984	72
Delahanty, 1898	58
Magee, 1906	53
Samuel, 1985	53
Magee, 1910	49
Revere, 2014	49
Magee, 1905	48
V. Hayes, 1984	48
Rollins, 2008	47
Magee, 1907	46
M. Thompson, 1987	46
Rollins, 2001	46

\*Year modern rule came into use

## HIT BY PITCH

Utley, 2008	27
Utley, 2007	25
Utley, 2009	24
Hollins, 1992	19
Rowand, 2007	19
Rowand, 2006	18
Utley, 2010	18
Thomas, 1899	17
Flick, 1900	16
Titus, 1909	16
Bradley, 1988	16
Ruiz, 2012	16

## BATTING AVG

(since 1900; min. 400 PA)

O'Doul, 1929	.398
Klein, 1930	.386
O'Doul, 1930	.383
Flick, 1900	.378
Walker, 1947	.371
Klein, 1933	.368
Delahanty, 1901	.357
Klein, 1929	.356
Ashburn, 1958	.350
Harper, 1925	.349
Davis, 1933	.349

## ON-BASE PCT

(since 1900; min. 400 PA)

O'Doul, 1929	.466
Thomas, 1930	.453
O'Doul, 1903	.453
Flick, 1900	.451
Thomas, 1900	.451
Ashburn, 1955	.449
Camilli, 1937	.446
Abreu, 1999	.446
Magee, 1910	.445
Walker, 1947	.443

## SLUGGING PCT

(since 1900; min. 400 PA)

Klein, 1930	.687
Howard, 2006	.659
Klein, 1929	.657
Klein, 1932	.646
Schmidt, 1981	.644
Allen, 1966	.632
Schmidt, 1980	.624
O'Doul, 1929	.622
O'Doul, 1930	.604
Klein, 1933	.602

## DOUBLE FIGURES

### QUADRUPLE-DOUBLE

(10 OR MORE 2B, 3B, HR, SB IN A SEASON)

Player	Year	2B	3B	HR	SB
George Wood	1887	22	19	14	19
Roger Connor	1892	37	11	12	22
Ed Delahanty	1893	35	18	19	37
Sam Thompson	1893	37	13	11	18
Sam Thompson	1894	29	27	13	29
Ed Delahanty	1895	49	10	11	46
Sam Thompson	1895	45	21	18	27
Ed Delahanty	1896	44	17	13	37
Elmer Flick	1900	33	16	11	35
Gavvy Cravath	1913	34	14	19	10
Sherry Magee	1914	39	11	15	25
Cy Williams	1920	36	10	15	18
Curt Walker	1922	36	11	12	11
Chuck Klein	1932	50	15	38	20
Johnny Callison	1962	26	10	23	10
Dick Allen	1965	31	14	20	15
Dick Allen	1966	25	10	40	10
Dick Allen	1967	31	10	23	20
Garry Maddox	1977	27	10	14	22
Mike Schmidt	1977	27	11	38	15
Bake McBride	1979	16	12	12	25
Juan Samuel	1984	36	19	15	72
Juan Samuel	1985	31	13	19	53
Juan Samuel	1986	36	12	16	42
Juan Samuel	1987	37	15	28	35
Bobby Abreu	1999	35	11	20	27
Bobby Abreu	2000	42	10	25	28
Jimmy Rollins	2001	29	12	14	46
Jimmy Rollins	2002	33	10	11	31
Jimmy Rollins	2004	43	12	14	30
Jimmy Rollins	2005	38	11	12	41
Jimmy Rollins	2007	38	20	30	41
Shane Victorino	2009	39	13	10	25
Shane Victorino	2010	26	10	18	34
Shane Victorino	2011	27	16	17	19

### EIGHT HITS, DOUBLEHEADER

Player	Date	AB	2B	3B	HR
Sam Thompson	8/11/1894	10	1	2	0
Ed Delahanty	7/13/1897	8	1	0	0
Buck Jordan	6/26/1938	10	3	0	0
Johnny Wyrostek	8/15/1946	10	3	0	0
Eddie Waitkus	8/27/1950	11	2	0	0
Richie Ashburn	5/20/1951	10	0	0	0

### TRIPLE-DOUBLE

(15 OR MORE 2B, 3B, HR IN A SEASON)

Player	Year	2B	3B	HR
Ed Delahanty	1893	35	18	19
Sam Thompson (LH)	1895	45	21	18
Chuck Klein (LH)	1932	50	15	38
Johnny Callison (LH)	1965	25	16	32
Juan Samuel	1984	36	19	15
Juan Samuel	1987	37	15	28
Jimmy Rollins (SW)	2007	38	20	30
Shane Victorino (SW)	2011	27	16	17

### 20-20 CLUB

Player	Year	HR	SB
Sam Thompson (LH)	1889	20	24
Chuck Klein (LH)	1932	38	20
Dick Allen	1967	23	20
Mike Schmidt	1974	36	23
Mike Schmidt	1975	38	29
Juan Samuel	1987	28	35
Von Hayes (LH)	1989	26	28
Bobby Abreu (LH)	1999	20	27
Bobby Abreu (LH)	2000	25	28
Bobby Abreu (LH)	2001	31	36
Bobby Abreu (LH)	2002	20	31
Bobby Abreu (LH)	2003	20	22
Bobby Abreu (LH)	2004	30	40
Bobby Abreu (LH)	2005	24	31
Jimmy Rollins (SW)	2006	25	36
Jimmy Rollins (SW)	2007	30	41
Jayson Werth	2008	24	20
Jimmy Rollins (SW)	2009	21	31
Chase Utley (LH)	2009	31	23
Jayson Werth	2009	36	20
Jimmy Rollins (SW)	2012	23	30

### 30-30 CLUB

Player	Year	HR	SB
Bobby Abreu (LH)	2001	31	36
Bobby Abreu (LH)	2004	30	40
Jimmy Rollins (SW)	2007	30	41

### PHILLIES HITTING FOR THE CYCLE

4/24/1894	Lave Cross at Brooklyn
8/17/1894	Sam Thompson vs Louisville
8/5/1927	Cy Williams at Pittsburgh
7/1/1931	Chuck Klein vs Chicago
5/26/1933	Chuck Klein at St. Louis
6/27/1963	Johnny Callison at Pittsburgh
8/25/1995	Gregg Jefferies vs Los Angeles
6/28/2004	David Bell vs Montreal

### PHILLIES BATTING CHAMPIONS

1891	Billy Hamilton (LH)	.338
1899	Ed Delahanty	.408
1910	Sherry Magee	.331
1929	Lefty O'Doul (LH)	.398
1933	Chuck Klein (LH)	.368
1947	Harry Walker (LH)	.363
1955	Richie Ashburn (LH)	.338
1958	Richie Ashburn (LH)	.350

# HOME RUNS

## MOST HR IN ONE MONTH

Month	Team High	Individual High
April	39 in 2008	Mike Schmidt, 11 in 1976
May	42 in 2008	Cy Williams, 15 in 1923
June	44 in 2004	Jim Thome, 15 in 2004
July	42 in 2008	Chuck Klein, 14 in 1929
August	43 in 2009	Ryan Howard, 14 in 2006
September	41 in 2007	Ryan Howard, 11 in 2007, 2008
October	8 in 1972	Mike Schmidt, 4 in 1980

## MOST HR IN ONE MONTH, TEAM

44	June 2004	38	May 2004
43	August 2009	38	June 2007
42	June 1977	38	June 2009
42	May 2008	37	August 1969
42	July 2008	37	June 1975
41	July 1977	37	August 2002
41	August 2007	37	September 2004
41	September 2007	37	June 2006
40	August 2006	37	July 2007
40	September 2006	36	August 1993
40	May 2009	36	May 1999
39	August 2004	35	May 1929
39	May 2006	35	June 1929
39	April 2008	35	July 1930
38	July 1950	35	June 1973
38	August 1950	35	July 2009
38	August 1977	35	September 2009
38	August 1985	35	September 2010

## CONSECUTIVE HOME RUN GAMES, TEAM (Since 1910)

### CONSECUTIVE GAMES HITTING A HR

Games	Year(s)
18	2008
16	2002, 2006
14	1922, 2006, 2008, 2016
13	1964
12	1973, 1997, 2004, 2005, 2006, 2007
11	1987, 1990, 2000
10	1929, 1930, 1936, 1953, 1955, 1961, 1980, 1991, 2000, 2006, 2008, 2009 (2x), 2017

### CONSECUTIVE GAMES WITH NO HOMERS

Games	Year(s)	Games	Year(s)
33	1910	23	1910
30	1918	21	1917
24	1945	19	1934

## MOST CAREER, BY PARK

Recreation Park	Charlie Bastian, 5
Baker Bowl	Chuck Klein, 156
Shibe Park/Connie Mack Stadium	Del Ennis, 133
Veterans Stadium	Mike Schmidt, 265
Citizens Bank Park	Ryan Howard, 198

## MOST ONE SEASON, BY PARK

Recreation Park	13 in 1886
Baker Bowl	95 in 1922
Shibe Park/Connie Mack Stadium	77 in 1955
Veterans Stadium	101 in 1977
Citizens Bank Park	116 in 2007

## HITTING 10 OR MORE HOMERS – MONTH

HR	Player	Month	Year
15	Cy Williams	May	1923
15	Jim Thome	June	2004
14	Chuck Klein	July	1929
14	Mike Schmidt	June	1977
14	Ryan Howard	August	2006
13	Deron Johnson	July	1971
13	Mike Schmidt	July	1979
13	Ryan Howard	May	2006
12	Chuck Klein	June	1932
12	Dick Allen	June	1966
12	Mike Schmidt	August	1975
12	Mike Schmidt	May	1980
12	Mike Schmidt	July	1982
12	Domonic Brown	May	2013
11	Chuck Klein	May	1929
11	Del Ennis	July	1953
11	Greg Luzinski	June	1975
11	Mike Schmidt	April	1976
11	Mike Schmidt	May	1979
11	Scott Rolen	July	1999
11	Bobby Abreu	May	2005
11	Ryan Howard	September	2007
11	Ryan Howard	September	2008
11	Ryan Howard	August	2009
11	Rhys Hoskins	August	2017
10	Cy Williams	July	1927
10	Chuck Klein	July	1930
10	Chuck Klein	May	1932
10	Willie Jones	July	1950
10	Bill Robinson	August	1973
10	Mike Schmidt	June	1974
10	Greg Luzinski	July	1977
10	Jim Thome	August	2003
10	Jim Thome	September	2003
10	Ryan Howard	September	2005
10	Chase Utley	September	2006
10	Ryan Howard	June	2007
10	Ryan Howard	July	2007
10	Pat Burrell	August	2007
10	Chase Utley	April	2008
10	Ryan Howard	May	2008
10	Ryan Howard	July	2008
10	Ryan Howard	May	2009
10	Raúl Ibáñez	May	2009

## MOST CAREER HR, BY POSITION

P	Rick Wise and Larry Christenson	11
C	Mike Lieberthal	149
1B	Ryan Howard	370
2B	Chase Utley	226
3B	Mike Schmidt	509
SS	Jimmy Rollins	214
OF	Del Ennis	257
OF	Chuck Klein	241
OF	Pat Burrell	235
OF	Greg Luzinski	219



# HOME RUNS

## LEADOFF HOMERS

### MOST, CAREER

46	Jimmy Rollins
14	Juan Samuel
12	Lenny Dykstra
8	Doug Glanville
6	John Briggs
6	Bake McBride
6	George Paskert
6	Tony Taylor
4	Tony Gonzalez
4	Billy Hamilton
4	César Hernández
4	Heine Sand
3	7 players
2	15 players
1	32 players

### MOST, SEASON

9	Jimmy Rollins, 2007
6	Jimmy Rollins, 2012
5	Jimmy Rollins, 2009
4	Juan Samuel, 1989
4	Lenny Dykstra, 1993
4	Jimmy Rollins, 2004
4	Jimmy Rollins, 2005
4	Jimmy Rollins, 2006
3	Heine Sand, 1924
3	Leo Norris, 1937
3	John Briggs, 1966
3	Tony Taylor, 1970
3	Bake McBride, 1978
3	Bake McBride, 1979
3	Juan Samuel, 1985
3	Juan Samuel, 1987
3	Phil Bradley, 1988
3	Lenny Dykstra, 1994
3	Doug Glanville, 2001
3	Jimmy Rollins, 2001
3	César Hernández, 2017

### CLUB RECORD

9	2007 (Rollins)
6	1978 (McBride-3, Martin-2, Schmidt-1)
	1989 (Samuel-4, Ready-2)
	2001 (Glanville-3, Rollins-3)
	2004 (Rollins-4, Byrd-2)
	2012 (Rollins)

## BACK-TO-BACK HOMERS

**Most, Season – Club:** 11 in 2009

**Most, Season – Individual:** 6 in 1980, Mike Schmidt and Greg Luzinski

**Most, Career:** 9 – Schmidt/Luzinski and Chuck Klein/Don Hurst

**Most, Game – Same Players:** 2 by Don Money and Greg Luzinski, 10/3/1972 at CHI

**Most, Game – Consecutive:** 3 (eight times)

9/30/1977	vs MTL, 2nd inning (Greg Luzinski, Richie Hebner, Garry Maddox)
8/17/1985	at CHI, 7th inning (Juan Samuel, Glenn Wilson, Mike Schmidt)
7/26/1987	vs ATL, 8th inning (Milt Thompson, Von Hayes, Mike Schmidt)
4/28/1999	vs CIN, 1st inning (Scott Rolen, Rico Brogna, Ron Gant)
5/4/2004	vs STL, 5th inning (Bobby Abreu, Jim Thome, Pat Burrell)
5/18/2004	vs LAD, 4th inning (Bobby Abreu, Pat Burrell, Jim Thome)
6/13/2008	at STL, 1st inning (Chase Utley, Ryan Howard, Pat Burrell)
4/23/2017	vs ATL, 8th inning (César Hernández, Aaron Altherr, Odúbel Herrera)

## BACK-TO-BACK LEADOFF HOME RUNS

The National League record for consecutive home runs at the start of a game is three, set by San Diego in 1987. The American League has had back-to-back homers to lead off a game 22 times. The Phillies have hit back-to-back homers to start their half of the first inning, five times:

7/29/1984	vs MTL – Juan Samuel and Von Hayes
7/7/1986	vs ATL – Gary Redus and Juan Samuel
4/16/1996	at MTL – Lenny Dykstra and Mickey Morandini
9/9/2004	at ATL – Jimmy Rollins and Placido Polanco
5/18/2014	vs CIN – Jimmy Rollins and Wil Nieves

## EXTRA-INNING HOMERS

### MOST, CAREER

9	Mike Schmidt
9	Ryan Howard
6	Dick Allen
5	Gavvy Cravath
5	Del Ennis
5	Cy Williams
5	Pat Burrell
5	Chase Utley
4	Tony Gonzalez
4	Stan Lopata
3	7 players
2	28 players
1	88 players

### MOST, SEASON

2	Gavvy Cravath, 1914	2	Pat Burrell, 2002
2	Jim Tabor, 1946	2	Tomas Perez, 2002
2	Wes Covington, 1961	2	Ryan Howard, 2005
2	Johnny Callison, 1963	2	Ryan Howard, 2007
2	Dick Allen, 1964	2	Carlos Ruiz, 2010
2	Dick Allen, 1966	2	Hunter Pence, 2012
2	Willie Montanez, 1971	2	John Mayberry Jr., 2013
2	Manny Trillo, 1981		
2	John Russell, 1986		
2	Mike Schmidt, 1986		
2	Dave Hollins, 1993		
2	Charlie Hayes, 1995		
2	Todd Zeile, 1996		

**Club Season Record:** 6 – 1986 (Schmidt-2, Russell-2, Stone, Samuel)  
2003 (Burrell, Byrd, Michaels, Pratt, Rollins, Thome)  
2010 (Ruiz-2, Gload, Howard, Polanco, Schneider)

## HOMERING IN 5 STRAIGHT GAMES

Dick Allen, 1969 (May 27-28, 30-June 1)  
Mike Schmidt, 1979 (July 6-10)  
Bobby Abreu, 2005 (May 8-12)  
Chase Utley, 2008 (April 17-21)  
Chase Utley, 2008 (May 28-June 2)  
\*Rhys Hoskins, 2017 (Aug. 23-27)

\* Rookie

## HOMERING IN 4 STRAIGHT GAMES

Cy Williams, 1926  
Chuck Klein, 1929  
Don Hurst, 1929  
Johnny Rizzo, 1940  
Andy Seminick, 1948  
Del Ennis, 1950 (twice)  
Stan Lopata, 1957  
Dick Allen, 1967  
Ken Brett, 1973  
Mike Schmidt, 1975, 1976,  
1977, 1979 (twice), 1980  
(3 times), 1982, 1984  
Greg Luzinski, 1977  
\*Len Matuszek, 1984  
Juan Samuel, 1985  
Pete Incaviglia, 1993, 1994  
Jim Thome, 2003  
Bobby Abreu, 2005  
Ryan Howard, 2006, 2007, 2012  
Raúl Ibañez, 2009  
Jayson Werth, 2009  
Chase Utley, 2010  
Maikel Franco, 2016

# HOME RUNS - GAME

## TWO OR MORE, ONE GAME (CAREER)

44	Mike Schmidt	8	Don Hurst
29	Ryan Howard	7	Rico Brogna, Don Demeter, Andy Seminick
23	Chuck Klein	6	Gavvy Cravath, Pete Incaviglia, Stan Lopata, Fred Luderus, Don Money, Sam Thompson, Jayson Werth
21	Chase Utley	5	Raúl Ibañez, Cliff W. Lee, Johnny Moore
20	Dick Allen	4	10 players
18	Pat Burrell	3	16 players
17	Greg Luzinski	2	34 players
14	Cy Williams	1	94 players
12	Willie Jones		
11	Dolph Camilli, Von Hayes, Mike Lieberthal, Scott Rolen		
10	Bobby Abreu, Johnny Callison		
9	Darren Daulton, Del Ennis, Jimmy Rollins, Jim Thome		

## TWO, ONE GAME - PITCHER

6/24/1926	Jack Knight
7/22/1930	Phil Collins
6/23/1971	Rick Wise
8/28/1971	Rick Wise
9/5/1976	Larry Christenson
9/30/1978	Randy Lerch
6/2/2002	Robert Person
8/11/2004	Randy Wolf

## THREE IN A GAME - PHILLIES

10/9/1884	John Manning, of, consecutive - at CHI
9/15/1922	Walt Henline, c - at STL
5/11/1923	Cy Williams, of (LH) - at STL
7/22/1936	John Moore, of (LH), consecutive - vs PIT
6/2/1949	Andy Seminick, c - vs CIN
8/27/1951	Del Wilber, c, consecutive - vs CIN
7/23/1955	Del Ennis, of - vs STL
9/12/1961	Don Demeter, of - at LAD
9/27/1964	Johnny Callison, of (LH), consecutive - vs MIL
6/6/1965 (gm 2)	Johnny Callison, of (LH) - at CHI
9/29/1968	Dick Allen, of, consecutive - at NYM
7/11/1971	Deron Johnson, 1b, consecutive - vs MTL
7/7/1979	Mike Schmidt, 3b, consecutive - vs SF
6/14/1987	Mike Schmidt, 3b, consecutive - at MTL
8/29/1989	Von Hayes, of (LH) - at SF
9/15/1996	Benito Santiago, c, consecutive - at CHI
9/4/1997	Bobby Estalella, c - at MTL
8/10/2002	Mike Lieberthal, c - at LAD
9/3/2006 (gm 1)	Ryan Howard, 1b, consecutive - vs ATL
5/16/2008	Jayson Werth, cf, consecutive - vs TOR

## FOUR IN A GAME - PHILLIES

7/13/1896	Ed Delahanty
7/10/1936	Chuck Klein (LH)* - at PIT
4/17/1976	Mike Schmidt, consecutive* - at CHI

\* 10-inning game

## THREE IN A DOUBLEHEADER

5/20/1927	Cy Williams vs CIN
7/15/1929	Chuck Klein vs CHI
7/23/1932	Don Hurst vs BKN
5/10/1933	Chuck Klein vs CIN
8/19/1933	Chuck Klein vs CIN
8/14/1940	Johnny Rizzo at BKN
8/28/1948	Del Ennis at PIT
6/12/1949	Andy Seminick vs STL
5/13/1956	Stan Lopata at PIT
6/8/1958	Harry Anderson at STL
6/6/1965	Johnny Callison at CHI
9/3/2006	Ryan Howard vs ATL
5/16/2009	Raúl Ibañez at WSH

## THREE IN A GAME - OPPONENT

7/12/1897	Tom McCreery	vs LOU
7/26/1930	Hack Wilson	vs CHI
6/24/1931	George Watkins	vs STL
7/20/1933	Floyd Herman	at CHI
7/6/1934	Hal Lee	vs BOS
5/9/1937	Al Kampouris	vs CIN
7/26/1942	Clyde McCullough	vs CHI
5/30/1950	Duke Snider	at BKN
6/11/1952	Hank Sauer	at CHI
7/21/1955	Gus Bell	vs CIN
6/29/1961	Willie Mays*	vs SF
7/30/1969	Bob Tillman	vs ATL
5/31/1970	Rico Carty	at ATL
5/16/1972	Rick Monday	vs CHI
5/9/1973	Johnny Bench	vs CIN
5/22/1976	Reggie Smith	vs STL
5/17/1979	Dave Kingman	at CHI
5/3/1987	Eric Davis	vs CIN
8/1/1987	Andre Dawson	at CHI
5/26/1990	Jeff Treadway	vs ATL
6/5/1996	Sammy Sosa	at CHI
5/19/1998	Mark McGwire	vs STL
6/18/1998	Brant Brown	at CHI
5/18/2000	Mark McGwire	vs STL
5/17/2002	Erubiel Durazo	at ARI
9/25/2002	Andrew Jones	vs ATL
4/21/2004	Mike Lowell^	vs FLA
7/30/2004	Aramis Ramirez	at CHI
8/13/2004	J.T. Snow	vs SF
8/15/2006	Jose Reyes	vs NYM
4/13/2007	Carlos Lee	vs HOU
5/19/2011	Jason Giambi	vs COL
4/8/2014	Ryan Braun	vs MIL
6/9/2015	Joey Votto	at CIN
8/12/2016	Charlie Blackmon	vs COL
4/11/2017	Yoenis Céspedes	vs NYM

\* 10-inning game

^ 12-inning game

## TWO HR, ONE INNING, PLAYER

6/2/1949	Andy Seminick vs CIN, 8th inning
6/11/1985	Von Hayes vs NYM, 1st inning*

\*First player in history to hit two homers in the first inning

## MOST HR, ONE INNING, CLUB

5	6/2/1949 vs CIN, 8th inning (Del Ennis, Andy Seminick (2), Willie Jones and Schoolboy Rowe)
---	---

# HOME RUNS - GAME

## MOST HOMERS IN A GAME – PHILLIES

HR	Date	Opponent	Players
7	9/8/1998	vs NYM	Brogna (2), Sefcik (2), Estalella (2), Anderson
6	5/11/1923	vs CHI	Williams (3), Mogan (2), Parkinson
	8/28/1948	at PIT	Ennis (2), Hamner, Lakeman, Seminick, Miller
	6/2/1949	vs CIN	Seminick (3), Ennis, Jones, Rowe
	4/27/1965	at SF	Allen (2), Covington, Gonzalez, Dalrymple, Callison
	10/3/1972	at CHI	Money (2), Luzinski (2), Harmon, B. Robinson
	4/17/1976	at CHI	Schmidt (4), Boone, Maddox
	8/12/1977	at CHI	McCarver (2), Carlton, Luzinski, Johnstone, Hutton
	8/17/1985	at CHI	Daulton (2), Schu, Samuel, Wilson, Schmidt
	5/30/1993	at COL	Daulton (2), Greene, Duncan, Hollins, Batiste
	8/11/2004	vs COL	Thome (2), Wolf (2), Rollins, Utley
	7/9/2017	vs SD	Galvis (2), Altherr, Williams, Herrera, Rupp

## MOST HOMERS IN A GAME – OPPONENT

HR	Date	Opponent	Players
9	9/4/1999	vs CIN	Taubensee (2), Boone, Young, Hammonds, Vaughn, Reese, Johnson, Lewis
8	6/16/2015	at BAL	Machado (2), Parmelee (2), Davis, Flaherty, Lough, Paredes
	8/24/2015	vs NYM	Flores (2), Cespedes, Cuddyer, d'Arnaud, Lagares, Murphy, Wright
7	4/19/2005	vs NYM	Diaz (2), Reyes (2), Mientkiewicz, Piazza, Wright
	4/30/2013	at CLE	Raburn (2), Brantley, Santana, Reynolds, Chisenhall, Stubbs
6	4/11/2017	vs NYM	Céspedes (3), Duda (2), Cabrera, d'Arnaud
	7/1/1925	vs NYG	Meusel (2), Wilson (2), Youngs, Snyder
	7/26/1936	vs CHI	Demaree (2), Galan, Allen, Hack, Warneke
	5/17/1979	at CHI	Kingman (3), Ontiveros, Martin, Buckner
	8/13/2000	vs HOU	Alou (2), Bagwell (2), Truby, Hidalgo
	9/5/2000	at SF	Bonds (2), Burks, Aurilia, Mueller, Snow
	6/8/2004	at CWS	Konerko (2), Uribe (2), Lee, Thomas
	8/13/2004	vs SF	Snow (3), Bonds, Grissom, Pierzynski
	7/15/2007	vs STL	Pujols (2), Duncan, Encarnacion, Kennedy, Ludwick
	4/19/2016	vs NYM	Walker (2), Cespedes, Conforto, Duda, Granderson
	6/17/2016	vs ARI	O'Brien (2), Tomás (2), Castillo, Goldschmidt
	8/26/2017	vs CHI	Rizzo (2), La Stella (2), Bryant, Zobrist

## FIRST MAJOR LEAGUE HIT A HOME RUN

Date	Phillie	Opponent	Date	Phillie	Opponent
4/21/1898	Bill Duggleby * + #	vs New York Giants	5/16/1975	Larry Christenson +	vs Atlanta
5/15/1922	Tom Sullivan +	at St. Louis	9/22/1986	Jeff Bittiger +	at Pittsburgh
4/19/1938	Emmett Mueller #	vs Brooklyn	7/17/1988	Ricky Jordan ^	vs Houston
8/21/1940	Charlie Frye +	at Chicago	8/26/1988	Ron Jones	vs Los Angeles
8/2/1941	Jim Carlin	at St. Louis	9/27/1996	Bobby Estalella	at New York Mets
7/5/1943	Bob Finley	vs St. Louis	9/8/1998	Marlon Anderson #	vs New York Mets
9/15/1943	Andy Seminick	vs New York Giants	4/24/2003	Chase Utley *	vs Colorado
9/14/1949	Ed Sanicki #	at Pittsburgh	5/23/2009	John Mayberry Jr.	at New York Yankees
7/11/1954	Jim Command *	at Brooklyn	9/25/2012	Darin Ruf	vs Washington
9/21/1956	Bob Bowman	at New York Giants	8/22/2015	Darnell Sweeney (PH)	at Miami
6/2/1957	Dick Farrell +	vs Brooklyn	4/10/2017	Brock Stassi	vs New York Mets

\* Grand slam + Pitcher # 1st plate appearance ^ 1st at-bat (PH) Pinch-hit

## PITCHERS, CAREER (217 Home Runs)

11	Larry Christenson, Rick Wise
9	Steve Carlton, Schoolboy Rowe
7	Al Orth
6	Bill Duggleby
5	Robin Roberts
4	Grover Alexander, Ken Brett, Jim Bunning, Don Cardwell, Hal Carlson, Phil Collins, Charlie Ferguson, Tommy Greene, Randy Lerch, Lee Meadows, Robert Person, Jimmy Ring, Jack Taylor, Randy Wolf
3	Johnny Couch, Wayland Dean, Kevin Gross, Art Mahaffey, Claude Passeau
2	Dennis Bennett, Ed Daily, Curt Davis, Jack Fifeled, Woodie Fryman, Jack Knight, Cliff Lee, Ben Lively, Erskine Mayer, Bob Miller, Clarence Mitchell, David Palmer, Bucky Walters, Doc White
1	61 players

# HOME RUNS - SEASON

## 30 OR MORE, ONE SEASON

58	Ryan Howard (LH)	2006	33	Mike Schmidt	1985
48	Mike Schmidt	1980	33	Pat Burrell	2008
48	Ryan Howard (LH)	2008	33	Chase Utley (LH)	2008
47	Jim Thome (LH)	2003	33	Ryan Howard (LH)	2011
47	Ryan Howard (LH)	2007	32	Lefty O'Doul (LH)	1929
45	Mike Schmidt	1979	32	Stan Lopata	1956
45	Ryan Howard (LH)	2009	32	Johnny Callison (LH)	1965
43	Chuck Klein (LH)	1929	32	Dick Allen	1969
42	Jim Thome (LH)	2004	32	Pat Burrell	2005
41	Cy Williams (LH)	1923	32	Chase Utley (LH)	2006
40	Chuck Klein (LH)	1930	31	Don Hurst (LH)	1929
40	Dick Allen	1966	31	Chuck Klein	1931
40	Mike Schmidt	1983	31	Del Ennis	1950
39	Greg Luzinski	1977	31	Johnny Callison (LH)	1964
38	Chuck Klein (LH)	1932	31	Mike Schmidt	1981
38	Mike Schmidt	1975	31	Scott Rolen	1998
38	Mike Schmidt	1976	31	Mike Lieberthal	1999
38	Mike Schmidt	1977	31	Bobby Abreu (LH)	2001
37	Mike Schmidt	1986	31	Chase Utley (LH)	2009
37	Pat Burrell	2002	31	Ryan Howard (LH)	2010
36	Mike Schmidt	1974	30	Cy Williams (LH)	1927
36	Mike Schmidt	1984	30	Del Ennis	1948
36	Jayson Werth	2009	30	Willie Montanez (LH)	1971
35	Greg Luzinski	1978	30	Benito Santiago	1996
35	Mike Schmidt	1982	30	Bobby Abreu (LH)	2004
35	Mike Schmidt	1987	30	Pat Burrell	2007
34	Deron Johnson	1971	30	Jimmy Rollins (SW)	2007
34	Greg Luzinski	1975			
34	Raúl Ibañez (LH)	2009			
33	Dick Allen	1968			

LH – Left-handed batter  
SW – Switch-hitter

## TRIOS, ONE SEASON

Ryan Howard	58
Chase Utley	32
Pat Burrell	29
<b>Total in 2006</b>	<b>119</b>
Ryan Howard	45
Jayson Werth	36
Raúl Ibañez	34
<b>Total in 2009</b>	<b>115</b>
Ryan Howard	48
Pat Burrell	33
Chase Utley	33
<b>Total in 2008</b>	<b>114</b>
Ryan Howard	47
Pat Burrell	30
Jimmy Rollins	30
<b>Total in 2007</b>	<b>107</b>
Chuck Klein	43
Lefty O'Doul	32
Don Hurst	31
<b>Total in 1929</b>	<b>106</b>
Jim Thome	42
Bobby Abreu	30
Pat Burrell	24
<b>Total in 2004</b>	<b>96</b>
Greg Luzinski	39
Mike Schmidt	38
Richie Hebner	18
<b>Total in 1977</b>	<b>95</b>
Jim Thome	47
Pat Burrell	21
Bobby Abreu	20
<b>Total in 2003</b>	<b>88</b>

## DUOS, ONE SEASON

Ryan Howard	58
Chase Utley	32
<b>Total in 2006</b>	<b>90</b>
Ryan Howard	48
Chase Utley	33
<b>Total in 2008</b>	<b>81</b>
Ryan Howard	48
Pat Burrell	33
<b>Total in 2008</b>	<b>81</b>
Ryan Howard	45
Jayson Werth	36
<b>Total in 2009</b>	<b>81</b>
Greg Luzinski	39
Mike Schmidt	38
<b>Total in 1977</b>	<b>77</b>
Ryan Howard	47
Pat Burrell	30
<b>Total in 2007</b>	<b>77</b>
Ryan Howard	47
Jimmy Rollins	30
<b>Total in 2007</b>	<b>77</b>
Chuck Klein	43
Lefty O'Doul	32
<b>Total in 1929</b>	<b>75</b>
Mike Schmidt	38
Greg Luzinski	34
<b>Total in 1975</b>	<b>72</b>
Jim Thome	42
Bobby Abreu	30
<b>Total in 2004</b>	<b>72</b>

## EACH PARK, ONE SEASON

1929	Chuck Klein
1941	Danny Litwhiler
1944	Ron Northey
1948	Del Ennis
1950	Andy Seminick
1950	Dick Sisler
1952	Del Ennis
1959	Wally Post
1979	Mike Schmidt

## MOST MULTIPLE HOME RUN GAMES

7	Dick Allen, 1968
	Ryan Howard, 2006
	Chase Utley, 2006
6	Cy Williams, 1923
	Chuck Klein, 1931
	Mike Schmidt, 1974
	Jim Thome, 2003
5	Greg Luzinski, 1977
	Mike Schmidt, 1980
	Mike Schmidt, 1983
	Von Hayes, 1989
	Chase Utley, 2005
	Ryan Howard, 2007
	Ryan Howard, 2008
	Ryan Howard, 2009

## MOST HOME RUNS AT HOME

29	Chuck Klein, 1932
	Ryan Howard, 2006
28	Jim Thome, 2003
26	Cy Williams, 1923
	Chuck Klein, 1930
	Ryan Howard, 2008
	Chuck Klein, 1929
25	Mike Schmidt, 1980
	Dolph Camilli, 1936
24	Ryan Howard, 2007
22	Chuck Klein, 1931
	Deron Johnson, 1971
	Mike Schmidt, 1975
	Greg Luzinski, 1977

## MOST HOME RUNS ON THE ROAD

29	Mike Schmidt, 1979
	Ryan Howard, 2006
	Ryan Howard, 2009
27	Ryan Howard, 2007
24	Dick Allen, 1966
23	Mike Schmidt, 1980
	Jim Thome, 2004
22	Del Ennis, 1948
	Benito Santiago, 1996
	Ryan Howard, 2008
21	Mike Schmidt, 1976
	Mike Schmidt, 1977
	Mike Schmidt, 1983
	Mike Lieberthal, 1999
	Pat Burrell, 2008
	Raúl Ibañez, 2009

# HOME RUNS - SEASON

## MOST PLAYERS IN DOUBLE HOME RUN FIGURES

9	2004	Thome, Abreu, Burrell, Bell, Lieberthal, Polanco, Rollins, Utley, Michaels	7	2011	Howard, Ibañez, Victorino, Rollins, Mayberry, Pence, Utley
8	2017	Franco, Joseph, Altherr, Hoskins, Herrera, Rupp, Galvis, Williams		2012	Rollins, Pence, Ruiz, Howard, Mayberry, Utley, Wigginton
7	1977	Luzinski, Schmidt, Hebner, Johnstone, Maddox, Boone, McBride	6	1950	Ennis, Jones, Seminick, Goliat, Sisler, Hamner
	1987	Schmidt, Samuel, Hayes, Parrish, James, Aguayo, Wilson		1955	Ennis, Lopata, Jones, Greengrass, Seminick, Morgan
	1993	Daulton, Incaviglia, Dykstra, Hollins, Kruk, Chamberlain, Duncan		1969	Allen, Hisle, Johnson, Callison, Briggs, Ryan
	2001	Abreu, Burrell, Rolen, Lee, Glanville, Rollins, Anderson		1973	Luzinski, Robinson, Schmidt, Montanez, Unser, Boone
	2002	Burrell, Abreu, Rolen, Lieberthal, Lee, Giambi, Rollins		1978	Luzinski, Schmidt, Hebner, Boone, Maddox, McBride
	2005	Burrell, Utley, Abreu, Howard, Lieberthal, Rollins, Bell		1984	Schmidt, Virgil, Hayes, Samuel, Lezcano, Matuszek
	2007	Howard, Burrell, Rollins, Rowand, Utley, Victorino, Dobbs		1986	Schmidt, Hayes, Samuel, Wilson, Russell, Redus
	2008	Howard, Burrell, Utley, Werth, Feliz, Victorino, Rollins		1988	James, Parrish, Samuel, Schmidt, Bradley, Jordan
	2009	Howard, Werth, Ibañez, Utley, Rollins, Feliz, Victorino		1999	Lieberthal, Rolen, Brogna, Abreu, Gant, Glanville
				2003	Thome, Burrell, Abreu, Polanco, Ledee, Lieberthal
				2006	Howard, Utley, Burrell, Rollins, Dellucci, Rowand
				2014	Byrd, Howard, Rollins, Utley, Asche, Brown
				2016	Franco, Howard, Joseph, Galvis, Rupp, Herrera

## CONSECUTIVE 20-HOME RUN SEASONS

Seasons	Player	Years
14	Mike Schmidt	1974-87
8	Pat Burrell	2001-08
7	Bobby Abreu	1999-2005
7	Ryan Howard	2005-11
6	Dick Allen	1964-69
5	Chuck Klein	1929-33
5	Del Ennis	1952-56
5	Scott Rolen	1997-01
5	Chase Utley	2005-09
4	Johnny Callison	1962-65
4	Greg Luzinski	1975-78

## MOST PLAYERS WITH 20 HOMERS

5	2007	Ryan Howard, Pat Burrell, Jimmy Rollins, Aaron Rowand, Chase Utley
	2009	Ryan Howard, Jayson Werth, Raúl Ibañez, Chase Utley, Jimmy Rollins
4	1962	Don Demeter, Johnny Callison, Roy Sievers, Tony Gonzalez
	1999	Mike Lieberthal, Scott Rolen, Rico Brogna, Bobby Abreu
	2001	Bobby Abreu, Pat Burrell, Scott Rolen, Travis Lee
	2005	Pat Burrell, Chase Utley, Bobby Abreu, Ryan Howard
	2006	Ryan Howard, Chase Utley, Pat Burrell, Jimmy Rollins
	2008	Ryan Howard, Pat Burrell, Chase Utley, Jayson Werth
	2016	Maikel Franco, Ryan Howard, Tommy Joseph, Freddy Galvis
3	1929	Chuck Klein, Lefty O'Doul, Don Hurst
	1950	Del Ennis, Willie Jones, Andy Seminick
	1965	Johnny Callison, Dick Stuart, Dick Allen
	1987	Mike Schmidt, Juan Samuel, Von Hayes
	1997	Scott Rolen, Rico Brogna, Mike Lieberthal
	2000	Scott Rolen, Bobby Abreu, Ron Gant
	2003	Jim Thome, Pat Burrell, Bobby Abreu
	2004	Jim Thome, Bobby Abreu, Pat Burrell

## 30 HOMERS AND 100 RBI, SAME SEASON

Year	Player	HR/RBI
1923	Cy Williams (LH)	41/114
1929	Chuck Klein (LH)	43/145
1929	Don Hurst (LH)	31/125
1929	Lefty O'Doul (LH)	32/122
1930	Chuck Klein (LH)	40/170
1931	Chuck Klein (LH)	31/121
1932	Chuck Klein (LH)	38/137
1950	Del Ennis	31/126
1964	Johnny Callison (LH)	31/104
1965	Johnny Callison (LH)	32/101
1966	Dick Allen	40/110
1974	Mike Schmidt	36/116
1975	Greg Luzinski	34/120
1976	Mike Schmidt	38/107
1977	Greg Luzinski	39/130
1977	Mike Schmidt	38/101
1978	Greg Luzinski	35/101
1979	Mike Schmidt	45/114
1980	Mike Schmidt	48/121
1983	Mike Schmidt	40/109
1984	Mike Schmidt	36/106
1986	Mike Schmidt	37/119
1987	Mike Schmidt	35/113
1998	Scott Rolen	31/110
2001	Bobby Abreu (LH)	31/110
2002	Pat Burrell	37/116
2003	Jim Thome (LH)	47/131
2004	Jim Thome (LH)	42/105
2004	Bobby Abreu (LH)	30/105
2005	Pat Burrell	32/117
2006	Ryan Howard (LH)	58/149
2006	Chase Utley (LH)	32/102
2007	Ryan Howard (LH)	47/136
2008	Ryan Howard (LH)	48/146
2008	Chase Utley (LH)	33/104
2009	Ryan Howard (LH)	45/141
2010	Ryan Howard (LH)	31/108
2011	Ryan Howard (LH)	33/116

Schmidt is the leader with nine 30/100 seasons; Howard had six; Klein four; Luzinski, three; Callison, Abreu, Thome, Burrell and Utley, two; six others had one each.

# GRAND SLAMS

## MOST – ONE SEASON

- 4 Vince DiMaggio, 1945
- 3 Chuck Klein, 1929 and 1932; Gene Freese, 1959; Bobby Abreu, 2005; Ryan Howard, 2009
- 2 George Harper, 1924; Cy Williams, 1925 and 1926; Russ Wrightstone, 1927; Dolph Camilli, 1937; Andy Seminick, Willie Jones and Del Ennis, 1950; Willie Jones, 1951; Don Demeter, 1962; Dick Stuart, 1965; Dick Allen, 1968; Mike Schmidt, 1973 and 1983; Greg Luzinski, 1976 and 1977; Dave Johnson, 1978; Darren Daulton, 1992 and 1993; Mariano Duncan, 1993; Benito Santiago, 1996; Pat Burrell, 2000; Ryan Howard, 2005, 2007, 2012 and 2016; Maikel Franco, 2017

## MOST – CAREER

- 15 Ryan Howard
- 7 Mike Schmidt
- 6 Bobby Abreu, Willie Jones, Chuck Klein, Cy Williams
- 5 Dick Allen, Pat Burrell, Darren Daulton, Del Ennis, Greg Luzinski, Andy Seminick, Chase Utley
- 4 Vince DiMaggio, Mike Lieberthal, Jimmy Rollins, Russ Wrightstone
- 3 Lave Cross, Don Demeter, Pedro Feliz, Maikel Franco, Gene Freese, Granny Hamner, George Harper, Fred Luderus, Garry Maddox, Sam Thompson, Jayson Werth
- 2 32 players
- 1 117 players

## MOST – ONE GAME, CLUB

- 2 4/28/1921: Ralph Miller and Lee Meadows
- 8/18/1997: Billy McMillon and Mike Lieberthal
- 9/9/2003: Tomas Perez and Jason Michaels
- 4/27/2009: Ryan Howard and Raúl Ibañez

## MOST – ONE SEASON, CLUB

- 11 2009: Ryan Howard (3), Jayson Werth and Pedro Feliz (2), Raúl Ibañez, Jimmy Rollins, Matt Stairs and Shane Victorino (1)
- 8 1993: Darren Daulton and Mariano Duncan (2), Kim Batiste, Jim Eisenreich, Pete Incaaviglia and Mickey Morandini (1)
- 2005: Bobby Abreu (3), Ryan Howard (2), David Bell, Ramon Martinez and Chase Utley (1)
- 7 1976: Greg Luzinski (2), Dick Allen, Bob Boone, Ollie Brown, Garry Maddox and Bobby Tolan (1)
- 6 1977: Greg Luzinski (2), Larry Bowa, Larry Christenson, Richie Hebner and Tim McCarver (1)
- 1991: Darren Daulton, Charlie Hayes, Dave Hollins, Ricky Jordan, John Kruk and Dale Murphy (1)
- 2003: Bobby Abreu, Marlon Byrd, Mike Lieberthal, Jason Michaels, Tomas Perez and Chase Utley (1)

## EXTRA INNINGS

9/4/1924	Cy Williams	vs NYG	10th
7/18/1925	Cy Williams	vs CHI	10th
9/9/1958	Wally Pisk	vs LAD	10th
9/16/1967	Rick Joseph	vs LAD	11th
6/20/1971	Deron Johnson	at NYM	11th
7/11/1983	Mike Schmidt	at CIN	11th
9/17/1989	John Kruk	vs STL	12th
8/6/1991	Dale Murphy	vs CHI	11th
9/21/2005	Ryan Howard	at ATL	10th
6/4/2013	John Mayberry Jr.	vs MIA	11th

## PINCH-HITTERS

4/15/1926	Cy Williams	vs BOS	(Larry Benton)
5/2/1943	Schoolboy Rowe	vs BOS	(Alva Javery)
5/18/1945	Jimmie Foxx	vs STL	(Ken Burkhart)
6/2/1945	Vince DiMaggio	vs PIT	(Al Gerheuser)
4/18/1959	Gene Freese	vs CIN	(Mike Cuellar)
5/26/1963	Roy Sievers	vs CIN	(Bill Henry)
9/16/1967	Rick Joseph	vs LAD	(Ron Perranoski)*
7/19/1970	Jim Hutto	vs LAD	(Jim Brewer)
4/30/1978	Dave Johnson	vs SD	(Bob Shirley)
6/3/1978	Dave Johnson	vs LAD	(Terry Forster)
7/8/1978	Bake McBride	vs MTL	(Rudy May)
9/2/1983	Ozzie Virgil	vs SF	(Gary Lavelle)
8/23/1995	Jim Eisenreich	vs SD	(Dustin Hermanson)
4/20/2001	Kevin Jordan	vs ATL	(Marc Valdes)
6/1/2005	Chase Utley	vs SF	(LaTroy Hawkins)
9/18/2006	Jose Hernandez	vs CHI	(Sean Marshall)
5/9/2007	Ryan Howard	at ARI	(Brandon Medders)
9/16/2007	Greg Dobbs	at NYM	(Jorge Sosa)
9/10/2009	Matt Stairs	at WSH	(Zack Segovia)
4/9/2011	Carlos Ruiz	at ATL	(Scott Linebrink)
5/16/2012	Hector Luna	at CHI	(Michael Bowden)
8/19/2017	Ty Kelly	at SF	(Cory Garrin)

\*11th inning

## PITCHERS

4/21/1898	Bill Duggleby	vs NYG	(Cy Seymour)
4/28/1921	Lee Meadows	vs BOS	(Jack Scott)
5/12/1925	Jimmy Ring	vs PIT	(Vic Aldridge)
6/23/1929	Phil Collins	vs BOS	(Kent Greenfield)
		(gm 2)	
5/2/1943	Schoolboy Rowe	vs BOS	(Alva Javery)
8/2/1962	Art Mahaffey	vs NYM	(Craig Anderson)
8/28/1971	Rick Wise	vs SF	(Don McMahon)
		(gm 2)	
6/24/1974	Jim Lonborg	vs MTL	(Chuck Taylor)
9/27/1977	Larry Christenson	vs CHI	(Dennis Lamp)
5/16/1984	Steve Carlton	at LAD	(Fernando Valenzuela)
8/25/1995	Jeff Juden	vs LAD	(John Cummings)
6/2/2002	Robert Person	vs MTL	(Bruce Chen)

## ULTIMATE GRAND SLAMS

Grand slam to win the game in the last inning while down by three runs.

Tony Taylor	8/2/1970 vs SF	off Mike Davidson	0 outs
Bo Diaz	4/13/1983 vs NYM	off Neil Allen	2 outs

## INSIDE-THE-PARK HOME RUNS

### INSIDE-THE-PARK, SEASON (Since 1900)

#### Individual

5	Red Dooin, 1904
4	Sherry Magee, 1907 Beals Becker, 1913
3	John Titus, 1904 Kitty Bransfield, 1905 Sherry Magee, 1911 Dick Allen, 1966

#### Team

16	1904
10	1913
9	1907
7	1905, 1909, 1911
6	1917, 1923, 1957

### INSIDE-THE-PARK GRAND SLAMS

Red Dooin	10/1/1904 vs PIT (gm 2)
Kitty Bransfield	8/18/1906 at STL
Irish Meusel	8/23/1918 at CIN
George Harper	7/25/1924 vs CHI
Willie Jones	6/19/1951 at PIT
Ted Kazanski	8/8/1956 at NYG
Aaron Altherr	9/25/2015 at WSH

### EXTRA-INNING INSIDE-THE-PARK HR

Del Ennis	9/21/1947 at NYG (11th)
Dick Allen	9/25/1964 vs MIL (10th)
Johnny Callison	6/11/1965 vs HOU (10th)
Dick Allen	8/1/1966 vs HOU (10th)
Bob Dernier	5/15/1989 vs SF (12th)
Bobby Abreu	8/27/2000 vs SF (10th)

### INSIDE-THE-PARK, CAREER

There have been 248 inside-the-park homers by  
117 players since 1900:

- Sherry Magee
- John Titus
- Red Dooin
- Richie Ashburn, Kitty Bransfield
- Dick Allen, Beals Becker, Elmer Flick, Possum Whitted
- Shad Berry, Mickey Doolan, Hans Lobert, Fred Luderus, Jimmy Rollins, Roy Thomas
- Bobby Abreu, Harry Anderson, Johnny Bates, Larry Bowa, Johnny Callison, Gavvy Cravath, George Harper, Ted Kazanski, Chuck Klein, Nap Lajoie, Freddy Leach, Irish Meusel, Dode Paskert, Mike Schmidt, Milt Stock, Chase Utley, Cy Williams (17 players)
- Dave Bancroft, Ed Delahanty, Denny Doyle, Bill Duggleby, Barney Friberg, Kid Gleason, Eddie Grant, Von Hayes, Walter Holke, Cliff W. Lee, Johnny Lush, Ron Northey, Juan Samuel, Andy Seminick, Denny Sothorn, Bill White, Pinky Whitney, Russ Wrightstone (18 players)
- Aaron Altherr, Doug Baird, Juan Bell, John Bolling, Bob Boone, Ed Bouchee, Frank Bruggy, Dave Cash, Frank Corridon, Ernie Courtney, Monte Cross, Tony Curry, Kiddo Davis, Spud Davis, Bob Dernier, Vance Dinges, Joe Dolan, Klondike Douglass, Jack Doyle, Lenny Dykstra, Del Ennis, Johnny Evers, Chico Fernandez, Art Fletcher, Ron Gant, Doug Glanville, Tony Gonzalez, Granny Hamner, Terry Harmon, Rudy Hulswitt, Willie Jones, Kevin Jordan, Oscar Judd\*, Bill Killefer, Otto Knabe, Bevo LeBourveau, Hal Lee, Joe Lonnett, Bake McBride, Ed McFarland, Rube Melton\*, Johnny Moka, John Monroe, Mickey Morandini, Fred Osborn, Buz Phillips\*, Wally Post, Goldie Rapp, Cookie Rojas, Scott Rolen, Heinie Sand, Paul Sentelle, Curt Simmons\*, Casey Stengel, Tony Taylor, Al Todd, Shane Victorino, Harry Walker, Lee Walls, Jayson Werth, Doc White, Del Wilber, Nick Williams, Glenn Wilson, Jimmie Wilson, Harry Wolverton, Chief Zimmer (67 players)

\* Pitcher

## WALK-OFF HOME RUNS

There have been 192 walk-off home runs hit by 116 players since 1900:

- Mike Schmidt
- Ryan Howard, Cy Williams
- Dick Allen, Johnny Callison, Gavvy Cravath, Del Ennis, Von Hayes
- Bobby Abreu, Pat Burrell, Tony Gonzalez, Stan Lopata, Johnny Moore, Scott Rolen, Jim Tabor, Chase Utley
- Luis Aguayo, Cody Asche, Bobby Bragan, Ollie Brown, Freddy Galvis, Granny Hamner, Raúl Ibañez, Willie Jones, John Kruk, Hans Lobert, Fred Luderus, Willie Montanez, Lefty O'Doul, John Peters, Jimmy Rollins, Carlos Ruiz, Andy Seminick, Dickie Thon, Manny Trillo, Jayson Werth, Possum Whitted (21 players)
- Bill Atwood, Dave Bancroft, Kim Batiste, David Bell, John Briggs, Reid Brignac, Smoky Burgess, Marlon Byrd, Dolph Camilli, Domingo Cedeno, Bud Clancy, Wes Covington, Darren Daulton, Spud Davis, Bob Dernier, Bo Diaz, Vince DiMaggio, David Doster, Johnny Estrada, Pedro Feliz, Art Fletcher, Tom Foley, Jeff Francoeur, Kevin Frandsen, Chick Fraser, Doug Glanville, George Harper, Charlie Hayes, Richie Hebner, Don Hurst, Rick Joseph, Davey Johnson, Deron Johnson, Chuck Klein, Al Lakeman, Freddy Leach, Ricky Ledee, Cliff W. Lee, Travis Lee, Mike Lieberthal, Tony Longmire, Greg Luzinski, Len Matuszek, Sherry Magee, Gary Matthews, John Mayberry Jr., Bake McBride, Irish Meusel, Johnny Moka, Don Money, John Morris, Dale Murphy, Bert Niehoff, Frank Parkinson, Hunter Pence, Tomas Perez, Tony Perez, Placido Polanco, Wally Post, Todd Pratt, John Russell, Juan Samuel, Brian Schneider, Howie Schultz, Roy Sievers, Bobby Smith, Jeff Stone, Tony Taylor, Frank Thomas, Jim Thome, Del Unser, Shane Victorino, Ozzie Virgil, John Vukovich, Curt Walker, Bill White, Mark Whiten, Jimmie Wilson, Todd Zeile (79 players)

# RUNS BATTED IN

## BY THE MONTH

April	Ryan Howard, 2011 (27)
May	Cy Williams, 1923 (44)
June	Chuck Klein, 1930 (36)
July	Chuck Klein, 1929 (40)
August	Ryan Howard, 2006 (41)
September	Ryan Howard, 2008 (32)

## MOST IN ONE MONTH

44	Cy Williams, 1923 (May)
41	Ryan Howard, 2006 (August)
40	Chuck Klein, 1929 (July)
39	Del Ennis, 1950 (July)
38	Pinky Whitney, 1932 (July)
38	Chuck Klein, 1930 (July)
36	Chuck Klein, 1930 (June)
35	Ryan Howard, 2006 (May)
34	Don Hurst, 1929 (July)
34	Dick Allen, 1966 (June)
33	Chuck Klein, 1929 (May)
33	Chuck Klein, 1932 (June)
33	Greg Luzinski, 1973 (June)
33	Ryan Howard, 2009 (August)
32	Don Hurst, 1932 (May)
32	Chuck Klein, 1930 (May)
32	Del Ennis, 1954 (May)
32	Mike Schmidt, 1974 (June)
32	Greg Luzinski, 1977 (July)
32	Mike Schmidt, 1979 (July)
32	Ryan Howard, 2008 (September)

## MOST CONSECUTIVE GAMES WITH AN RBI

10	Pinky Whitney, 1931 Bobby Abreu, 2005
9	Pinky Whitney, 1928 Don Hurst, 1932 Ryan Howard, 2006 (twice) Chase Utley, 2008
8	Don Hurst, 1929 Buzz Arlett, 1931 Don Hurst, 1932 Chuck Klein, 1932 Wes Schulmerich, 1933 Del Ennis, 1955 Mike Schmidt, 1984 Darren Daulton, 1992 Todd Zeile, 1996 Rico Brogna, 1998 Rico Brogna, 1999 Jim Thome, 2003

## MOST, ONE GAME – PHILLIES

RBI	Player	Date	Opponent
8	Kitty Bransfield	7/11/1910	at Pittsburgh
	Gavvy Cravath	8/8/1915	at Cincinnati
	Willie Jones	8/20/1958	at St. Louis
	Mike Schmidt	4/17/1976 (10 inn.)	at Chicago
7	Jayson Werth	5/16/2008	vs Toronto
	Ed Delahanty	7/13/1894	at Chicago
	Lee King	4/28/1922	at Brooklyn
	Johnny Moka	5/11/1923	vs St. Louis
	Cy Williams	5/11/1923	vs St. Louis
	Russ Wrightstone	6/11/1926	vs Pittsburgh
	Cy Williams	5/20/1927	vs Cincinnati
	Dolph Camilli	4/19/1935	vs New York Giants
	Granny Hamner	7/17/1948	at St. Louis
	Del Ennis	7/27/1950	vs Chicago
	Del Ennis	7/23/1955	vs St. Louis
	Don Demeter	9/12/1961	at Los Angeles
Dick Allen	9/29/1968	at New York Mets	
Greg Luzinski	6/11/1977	at Atlanta	
Rico Brogna	8/25/1999	vs San Diego	
Robert Person	6/2/2002	vs Montreal	
Ryan Howard	6/20/2006	vs New York Yankees	
Carlos Ruiz	5/2/2012 (11 inn.)	at Atlanta	

## MOST, ONE GAME – OPPONENT

RBI	Player	Date	Opponent
9	Erubiel Durazo	5/17/2002	at Arizona
8	Babe Herman	7/20/1933	at Chicago
	Mel Ott	5/11/1936	vs New York Giants
7	Alex Kampouris	5/9/1937	vs Cincinnati
	Ed Bailey	7/22/1965	at Chicago
	Chris Speier	9/22/1982	at Montreal
	George Kelly	7/25/1928	vs Cincinnati
	Pie Traynor	6/6/1930	vs Pittsburgh
	Frank Demaree	7/26/1936	vs Chicago
	Dom Dallessandro	8/26/1941	vs Chicago
	Johnny Bench	5/9/1973	vs Cincinnati
	Joe Morgan	8/19/1974	at Cincinnati
	Bill Buckner	5/17/1979	at Chicago
	George Hendrick	6/29/1982	vs St. Louis
	Will Clark	7/14/1991	vs San Francisco
	Mike Piazza	8/27/1995	vs Los Angeles
	Gary Sheffield	9/18/1995	vs Florida
	Jeff Blauser	5/11/1996	vs Atlanta
	Mark McGwire	5/18/2000	vs St. Louis
Jeff Bagwell	8/13/2000	vs Houston	
Aramis Ramirez	9/18/2006	vs Chicago	
Jason Giambi	5/19/2011	vs Colorado	
Billy Butler	4/7/2013	vs Kansas City	
Adeiny Hechavarria	5/5/2013	vs Miami	
Ryan Braun	4/8/2014	vs Milwaukee	

## NL TRIPLE CROWN WINNERS

Year	Player	Club	AVG	HR	RBI
1912	Heinie Zimmerman	Cubs	.372	14	103
1922	Rogers Hornsby	Cardinals	.401	42	152
1925	Rogers Hornsby	Cardinals	.403	39	143
1933	Chuck Klein	PHILLIES	.368	28	120
1937	Joe Medwick	Cardinals	.374	31	154



# PINCH HITTING

## TEAM TOTALS

## TEAM LEADER, AVERAGE (Min. 16 AB)

AVG	AB	H	HR	RBI	Year	Player	AVG	AB	H	HR	RBI
.250	124	31	2	21	1950	Dick Whitman	.308	39	*12	0	5
.167	146	29	2	14	1951	Bill Nicholson	.306	36	11	0	9
.204	113	23	4	16	1952	Bill Nicholson	.250	32	8	3	10
.219	137	30	2	19	1953	Connie Ryan	.350	20	7	1	4
						Eddie Waitkus	.350	20	7	0	1
.225	120	27	2	20	1954	Smoky Burgess	.353	17	6	1	7
.210	138	29	2	16	1955	Glen Gorbous	.265	34	9	1	3
.217	180	39	2	39	1956	Solly Hemus	.273	33	9	0	0
.178	163	29	5	21	1957	Ron Northey	.269	26	7	1	5
*.308	208	*64	*11	*64	1958	Bob Bowman	*.419	31	13	3	9
.247	215	53	*9	53	1959	Dave Philley	.395	38	15	0	11
.195	261	51	4	30	1960	Bobby Gene Smith	.315	35	11	1	8
.219	260	57	2	30	1961	Tony Gonzalez	.375	16	6	1	3
.203	227	46	2	28	1962	Wes Covington	.300	30	9	0	6
.198	217	43	*8	*36	1963	Wes Covington	.320	25	8	2	9
.232	215	50	2	*30	1964	John Herrnstein	.333	21	7	1	5
.202	228	46	2	24	1965	Alex Johnson	.296	27	8	1	1
.212	208	44	1	19	1966	Doug Clemens	.245	49	12	0	8
.184	255	47	3	26	1967	Doug Clemens	.204	54	11	0	4
.242	186	*45	*5	23	1968	Rick Joseph	.292	24	7	2	3
.156	173	27	0	14	1969	Terry Harmon	.222	18	4	0	0
.242	207	50	*6	41	1970	Rick Joseph	.297	37	11	3	7
.196	184	36	3	17	1971	Byron Browne	.259	27	7	1	2
.213	221	*47	*5	21	1972	Tommy Hutton	*.421	19	8	0	3
.256	227	58	4	29	1973	M. Rogodzinski	.340	47	*16	2	7
.281	210	59	*9	41	1974	Tony Taylor	.370	46	17	2	12
.247	247	61	4	42	1975	Jay Johnstone	.400	25	10	1	6
.233	215	50	1	21	1976	Ollie Brown	.346	26	9	1	8
.249	213	53	2	42	1977	Dave Johnson	.346	26	9	1	11
.193	218	42	*8	40	1978	Dave Johnson	.316	19	6	2	11
.229	218	50	5	29	1979	Del Unser	.304	46	14	4	14
.276	174	48	0	25	1980	Del Unser	.316	38	12	0	6
.227	132	30	2	17	1981	George Vukovich <sup>^</sup>	.455	11	5	1	3
.217	189	41	0	23	1982	Greg Gross	.358	53	*19	0	7
.242	227	55	4	35	1983	Pete Rose	.364	22	8	0	2

\* League leader; # Tied for league lead; ^ Min. 10 AB due to strike

### MOST PINCH HITS, CAREER

117	Greg Gross (LH)
54	Tony Taylor
52	Tommy Hutton (LH)
51	Greg Dobbs (LH)
47	Tim McCarver (LH)
45	Kevin Jordan
43	Ricky Jordan
37	Ruben Amaro Jr. (SW)
37	Dave Philley (SW)
36	Jason Michaels
35	John Briggs (LH)
35	Del Unser (LH)
34	Kevin Sefcik
34	Cy Williams (LH)
33	Wes Covington (LH)
33	Ross Gload (LH)

### MOST PINCH HITS, SEASON

22	Greg Dobbs (LH), 2008
20	Roy (Doc) Miller, 1913 (LH)
19	Greg Gross, 1982 (LH)
18	Rene Montague, 1945 (LH)
	Dave Philley, 1958 (SW)
	Ross Gload, 2011 (LH)
17	Tony Taylor, 1974
16	Mike Rogodzinski, 1973 (LH)
	Ricky Jordan, 1993
	David Dellucci, 2006 (LH)
15	Harry McCurdy, 1933 (LH)
	Schoolboy Rowe, 1943
	Dave Philley, 1959 (LH)
	Greg Gross, 1987 (LH)
	Kevin Jordan, 1998
	Ross Gload, 2010 (LH)

# PINCH HITTING

## TEAM TOTALS

## TEAM LEADER, AVERAGE (Min. 16 AB)

AVG	AB	H	HR	RBI	Year	Player	AVG	AB	H	HR	RBI
.241	290	70	10	60	1984	Len Matuszek	.417	24	10	3	10
.205	244	50	4	29	1985	Jeff Stone	.278	18	5	1	1
.267	224	60	6	32	1986	Jeff Stone	.333	21	7	1	3
.233	258	60	4	21	1987	Keith Hughes	.421	19	8	0	3
.230	243	56	1	23	1988	Tommy Barrett	.381	21	8	0	2
.199	286	57	3	30	1989	Randy Ready	.263	19	5	1	3
.211	246	52	4	29	1990	Randy Ready	.267	45	12	0	5
.241	245	59	2	33	1991	Jim Lindeman	.361	36	13	0	2
.233	219	51	4	26	1992	Jim Lindeman	.400	20	8	1	5
.253	198	50	2	26	1993	Milt Thompson	.320	25	8	0	3
.272	147	40	3	27	1994	Pete Incaviglia	.350	20	7	1	3
.233	215	50	7	37	1995	Tony Longmire	.303	33	19	3	11
.216	213	46	5	26	1996	Ruben Amaro	.387	31	12	1	10
.183	246	45	3	26	1997	Kevin Sefcik	.316	19	6	0	0
.232	224	52	5	30	1998	Kevin Jordan	.278	54	15	2	10
.255	204	52	5	29	1999	Alex Arias	*.545	22	12	0	9
.199	231	46	2	19	2000	Brian R. Hunter	.225	40	9	1	4
.242	198	48	6	37	2001	Brian L. Hunter	.364	33	12	2	9
.220	209	46	5	30	2002	Doug Glanville	.350	20	7	0	2
.244	213	52	5	23	2003	Tyler Houston	.448	29	13	0	8
.240	225	54	9	35	2004	Chase Utley	.355	31	11	3	10
.233	227	53	4	37	2005	Andy Chavez	.250	44	11	0	5
.209	273	57	3	29	2006	David Dellucci	.267	60	16	1	11
.230	230	53	9	*57	2007	Jayson Werth	.353	17	6	2	5
.253	253	*64	*9	41	2008	Pedro Feliz	.438	16	7	1	5
.186	237	44	#9	36	2009	Matt Stairs	.210	62	13	*5	15
.188	240	45	8	31	2010	Ben Francisco	.282	39	11	0	7
.236	229	54	4	27	2011	Ben Francisco	.269	26	7	0	4
.206	238	49	5	23	2012	John Mayberry Jr.	.304	23	7	0	1
.222	234	52	4	29	2013	Kevin Frandsen	.250	56	14	1	10
.182	220	40	5	27	2014	John Mayberry Jr.	.391	23	9	3	11
.251	231	58	*10	39	2015	Jeff Francoeur	.367	30	11	1	11
.157	235	37	4	22	2016	Ryan Howard	.211	19	4	0	3
						Jimmy Paredes	.211	38	8	1	5
.255	208	53	4	26	2017	Cameron Perkins	.333	18	6	1	2

\* League leader; # Tied for league lead; ^ Min. 10 AB due to strike

## PINCH HOMERS, CAREER

There have been 368 pinch homers hit in Phillies history by 200 players:

- 9 Cy Williams
- 7 Greg Dobbs, Ricky Ledee, Matt Stairs
- 6 Gavy Cravath, Ryan Howard, Kevin Jordan, Rick Joseph, John Mayberry Jr., Del Unser
- 5 Gene Freese, Bill Nicholson, Chase Utley
- 4 Bob Bowman, Ollie Brown, Johnny Callison, Dave Hollins, Wally Post, Rip Repulski
- 3 Luis Aguayo, Andrés Blanco, Rob Ducey, Ross Gload, Jeff Grotewold, Von Hayes, Tommy Hutton, Dave Johnson, Deron Johnson, Tony Longmire, Stan Lopata, Jerry Martin, Len Matuszek, Jason Michaels, Darin Ruf, John Russell, Tony Taylor, Shane Victorino
- 2 46 players
- 1 117 players

## PINCH HOMERS, CONSECUTIVE AT-BATS

- 3 Del Unser 6/30, 7/5, 7/10/1979
- 2 Cy Williams 6/2, 6/6/1928
- Lefty O'Doul 9/9, 9/13/1930
- Rip Repulski 8/22, 8/24/1958
- Gene Freese 4/18, 4/23/1959
- Jerry Martin 5/18, 5/26/1978
- Jeff Grotewold 7/7 (game 2), 7/8/1992

# PINCH HITTING

## YEARLY LEADERS IN PINCH HITS

Year	PH	Player	Year	PH	Player	Year	PH	Player
1883-91		No player had a PH	1925	6	Russ Wrightstone	1969	4	Terry Harmon
1892	1	Charlie Reilly*	1926	6	Wayland Dean	1970	11	Rick Joseph
1893	2	John Sharrott*	1927	7	Jack Scott	1971	7	Byron Browne
1894	2	Mike Grady*	1928	7	Cy Williams	1972	8	Tommy Hutton
1895	2	Tuck Tucker*	1929	9	Cy Williams	1973	16	Mike Rogodzinski*
1896	1	Ed Delahanty	1930	8	Harry McCurdy	1974	17	Tony Taylor
	1	Bill Hulen		8	Tripp Sigman	1975	11	Tommy Hutton
1897	1	Jack Boyle		8	Cy Williams	1976	9	Ollie Brown
	1	Kid Carsey	1931	7	Harry McCurdy	1977	10	Tommy Hutton
	1	Jack Clements	1932	5	Fred Brickell	1978	9	Jose Cardenal
	1	Billy Nash	1933	15	Harry McCurdy*	1979	14	Del Unser
	1	Al Orth	1934	7	Harvey Hendrick		14	Greg Gross
1898	2	Al Orth	1935	5	Al Todd	1980	12	Del Unser
1899	2	Pearce Chiles	1936	8	Jimmie Wilson	1981	6	Greg Gross
	2	Ed Delahanty	1937	7	Earl Browne	1982	19	Greg Gross*
	2	Nap Lajoie		7	Johnny Moore	1983	11	Joe Lefebvre
1900	1	Klondike Douglass	1938	5	Cap Clark	1984	13	Greg Gross
1901	1	Jack Dunn	1939	8	Emmett Mueller	1985	7	Greg Gross
	1	Al Orth	1940	4	Herschel Martin		7	Derrell Thomas
	1	Rabbit Slagle		4	Emmett Mueller	1986	13	Greg Gross
1902	2	Fred Jacklitsch		4	Bennie Warren	1987	15	Greg Gross
1903	3	Red Dooin	1941	5	Chuck Klein	1988	13	Greg Gross
	3	Frank Roth		5	John Rizzo	1989	11	Curt Ford
1904	4	Frank Roth*	1942	5	Earl Naylor	1990	12	Randy Ready
1905	3	Red Dooin	1943	15	Schoolboy Rowe*	1991	13	Jim Lindeman
	3	Hugh Duffy	1944	8	Coaker Triplett	1992	13	Jeff Grotewold
	3	Otto Krueger	1945	18	Rene Monteagudo*	1993	16	Ricky Jordan
1906	1	Jerry Donovan	1946	8	Lou Novikoff	1994	8	Tony Longmire
	1	Red Dooin	1947	9	Charlie Gilbert	1995	12	Gary Varsho
	1	John Lush	1948	7	Bama Rowell	1996	12	Ruben Amaro
	1	John Titus		7	Harry Walker	1997	13	Kevin Jordan
	1	Joe Ward	1949	7	Buddy Blattner	1998	15	Kevin Jordan
1907	7	Wilfred Osborn*	1950	12	Dick Whitman*	1999	14	Kevin Sefcik
1908	3	Ernie Courtney	1951	11	Bill Nicholson	2000	14	Rob Ducey
1909	5	Joe Ward	1952	8	Bill Nicholson	2001	12	Brian L. Hunter
1910	3	Red Dooin	1953	7	Connie Ryan	2002	11	Jason Michaels
	3	Jimmy Walsh		7	Eddie Waitkus	2003	13	Tyler Houston
1911	4	John Titus	1954	6	Smoky Burgess	2004	11	Chase Utley
1912	7	Roy Miller	1955	9	Glen Gorbous	2005	11	Endy Chavez
1913	20	Roy Miller*	1956	14	Frank Baumholtz*	2006	16	David Dellucci
1914	10	Josh Devore	1957	7	Ron Northey	2007	14	Greg Dobbs
1915	3	Dode Paskert	1958	18	Dave Philley*	2008	22	Greg Dobbs*
	3	Bud Weiser	1959	15	Dave Philley	2009	13	Matt Stairs
1916	6	Claude Cooper	1960	12	Clay Dalrymple	2010	15	Ross Gload
1917	5	Frank Schulte	1961	6	Tony Gonzalez	2011	18	Ross Gload*
1918	8	Mike Fitzgerald*	1962	9	Wes Covington	2012	7	John Mayberry Jr.
1919	6	Gavvy Cravath	1963	8	Wes Covington	2013	14	Kevin Frandsen*
1920	12	Gavvy Cravath*	1964	7	John Herrnstein	2014	9	John Mayberry Jr.
1921	9	Bevo LeBoureau	1965	8	Alex Johnson	2015	11	Jeff Francoeur
1922	4	Bevo LeBoureau	1966	12	Doug Clemens	2016	8	Jimmy Paredes
1923	6	Clarence Mitchell	1967	11	Doug Clemens	2017	9	Daniel Nava
1924	7	Butch Henline	1968	11	Rick Joseph			

\* League leader

### MOST PINCH HOMERS, SEASON – PLAYER

5	Gene Freese (1959), Matt Stairs (2009)
4	Rip Repulski (1958), Del Unser (1979)
3	Cy Williams (1928), Bill Nicholson (1952), Bob Bowman (1958), Wally Post (1958), Rick Joseph (1970), Jerry Martin (1978), Len Matuszek (1984), Dave Hollins (1990)*, Jeff Grotewold (1992), Tony Longmire (1995), Ricky Ledee (2002), Chase Utley (2004), Ross Gload (2010), John Mayberry Jr. (2014)

\* Hit one from each side of the plate

### MOST PINCH HOMERS, SEASON – TEAM

1958	11
1984	10
2015	10
1959	9
2007	9
2008	9
2009	9
1963	8
2010	8

# SEASON LEADERS

## .300 BATTING AVERAGE

### Minimum 400 AB

1900	Flick (LH) .....	.378
	Lajoie .....	.346
	Delahanty .....	.323
	Thomas (LH) .....	.316
1901	Delahanty .....	.354
	Flick (LH) .....	.336
	Thomas (LH) .....	.309
1903	Thomas (LH) .....	.327
	Keister .....	.320
	Wolverton .....	.308
1905	Thomas (LH) .....	.317
	Titus (LH) .....	.308
1907	Magee .....	.328
1908	Bransfield .....	.304
1910	Magee .....	*.331
	Bates (LH) .....	.305
1911	Luderus (LH) .....	.301
1912	Paskert .....	.315
	Magee .....	.306
1913	Cravath .....	.341
	Magee .....	.306
	Lobert .....	.300
1914	Becker (LH) .....	.325
	Magee .....	.314
1915	Luderus (LH) .....	.315
1919	Meusel .....	.305
1920	C. Williams (LH) ..	.325
	Meusel .....	.309
1921	C. Williams (LH) ..	.320
1922	Walker (LH) .....	.337
	C. Lee .....	.322
	Henline .....	.316
	C. Williams (LH) ..	.308
1923	Tierney .....	.317
	Mokan .....	.313
	Holke .....	.311
1924	C. Williams (LH) ..	.328
	Holke .....	.300
1925	Harper (LH) .....	.349
	Fonseca .....	.319
1926	Leach (LH) .....	.329
	Mokan .....	.303
1927	Leach (LH) .....	.306
	Wrightstone (LH) ..	.306
	F. Thompson .....	.303
1928	Leach (LH) .....	.304
	Whitney .....	.301
1929	O'Doul (LH) .....	*.398
	Klein (LH) .....	.356
	Whitney .....	.327
	F. Thompson .....	.324
	Hurst (LH) .....	.304
	Frilberg (LH) .....	.301
1930	Klein (LH) .....	.386
	O'Doul (LH) .....	.383
	Whitney .....	.342
1931	Klein (LH) .....	.337
	Arlett .....	.313
	Hurst (LH) .....	.305
1932	Klein (LH) .....	.348
	Hurst (LH) .....	.339
	S. Davis .....	.336
	K. Davis .....	.309
	Bartell .....	.308
	Lee .....	.303
1933	Klein (LH) .....	*.368
	S. Davis .....	.349
	Fullis .....	.309

1934	Moore (LH) .....	.343
	E. Allen .....	.330
	Bartell .....	.310
	Chiozza (LH) .....	.304
1935	Moore (LH) .....	.323
	E. Allen .....	.307
1936	Moore .....	.328
	Camilli (LH) .....	.315
	Klein (LH) .....	.309
1937	Whitney .....	.341
	Camilli (LH) .....	.339
	Klein (LH) .....	.325
1939	Arnovich .....	.324
1941	Etten (LH) .....	.311
	Litwhiler .....	.305
1945	Wasdell .....	.300
1946	Ennis .....	.313
1947	Walker (LH) .....	*.363
1948	Ashburn (LH) .....	.333
1949	Ennis .....	.302
1950	Ennis .....	.311
	Ashburn (LH) .....	.303
1951	Ashburn (LH) .....	.344
1953	Ashburn (LH) .....	.330
1954	Ashburn (LH) .....	.313
1955	Ashburn (LH) .....	*.338
1956	Ashburn (LH) .....	.303
1958	Ashburn (LH) .....	*.350
	H. Anderson (LH) ..	.301
1962	Demeter .....	.307
	Gonzalez (LH) .....	.302
	Callison (LH) .....	.300
1963	Gonzalez (LH) .....	.306
1964	Allen .....	.318
1965	Rojas .....	.303
	Allen .....	.302
1966	Allen .....	.317
1967	Gonzalez (LH) .....	.339
	Allen .....	.307
1970	Taylor .....	.301
1974	Montanez (LH) .....	.304
	Cash .....	.300
1975	Bowa (SW) .....	.305
	Cash .....	.305
	Luzinski .....	.300
1976	Maddox .....	.330
	Johnstone (LH) .....	.318
	Luzinski .....	.304
1977	McBride (LH) .....	.316
	Luzinski .....	.309
1979	Rose (SW) .....	.331
1980	McBride (LH) .....	.309
1981	Rose (SW) .....	.325
	Schmidt .....	.316
	Matthews .....	.301
	(min. 350 AB due to strike)	
1986	V. Hayes (LH) .....	.305
1987	Thompson (LH) ..	.302
1988	O'Doul (LH) .....	.325
1992	Kruk (LH) .....	.323
1993	Kruk (LH) .....	.316
	Dykstra (LH) .....	.305
1995	Jefferies (SW) .....	.306
1998	Abreu (LH) .....	.312
1999	Abreu (LH) .....	.335
	Glanville .....	.325
	Lieberthal .....	.300
2000	Abreu (LH) .....	.316
2002	Abreu (LH) .....	.308
2003	Lieberthal .....	.313
	Byrd .....	.303
	Abreu (LH) .....	.300

2004	Abreu (LH) .....	.301
2006	Howard (LH) .....	.313
	Utley (LH) .....	.309
2007	Utley (LH) .....	.332
	Rowand .....	.309
2014	Revere (LH) .....	.306

## 650 AT-BATS

1932	Klein (LH) .....	.650
1949	Ashburn (LH) .....	*.662
	Hammer .....	*.662
1964	Callison (LH) .....	.654
1971	Bowa (SW) .....	*.650
1974	Cash .....	*.687
	Bowa (SW) .....	.669
1975	Cash .....	*.699
1976	Cash .....	*.666
1978	Bowa (SW) .....	.654
1980	Rose (SW) .....	.655
1984	Samuel .....	*.701
1985	Samuel .....	*.663
1987	Samuel .....	*.655
1998	Glanville .....	*.678
2001	Rollins (SW) .....	*.656
2004	Rollins (SW) .....	.657
2005	Rollins (SW) .....	.677
2006	Rollins (SW) .....	.689
	Utley (LH) .....	.658
2007	Rollins (SW) .....	*.716
2009	Rollins (SW) .....	*.672

## 200 HITS

1893	S. Thompson (LH) ..	*222
	Delahanty .....	.219
1894	Hamilton (LH) .....	.223
	Cross .....	.204
1895	S. Thompson (LH) ..	.211
	Hamilton (LH) .....	.201
1897	Delahanty .....	.200
1898	Lajoie .....	.200
1899	Delahanty .....	*.234
1900	Flick (LH) .....	.207
1929	O'Doul (LH) .....	*.254
	Klein (LH) .....	.219
	F. Thompson .....	.202
	Whitney .....	.200
1930	Klein (LH) .....	.250
	Whitney .....	.207
	O'Doul (LH) .....	.202
1931	Klein (LH) .....	.200
1932	Klein (LH) .....	*.226
1933	Klein (LH) .....	*.223
	Fullis .....	.200
1951	Ashburn (LH) .....	*.221
1953	Ashburn (LH) .....	*.205
1958	Ashburn (LH) .....	*.215
1964	Allen .....	.201
1974	Cash .....	.206
1975	Cash .....	*.213
1979	Rose (SW) .....	.208
1999	Glanville .....	.204
2006	Utley (LH) .....	.203
2007	Rollins (SW) .....	.212

## 150 SINGLES

1892	Hamilton (LH) .....	.152
1893	S. Thompson (LH) ..	.161
1894	Hamilton (LH) .....	.179
	Cross .....	.154
1895	Hamilton (LH) .....	.167

1897	Cooley (LH) .....	.155
1898	Cooley (LH) .....	.156
1899	Thomas (LH) .....	.162
	Delahanty .....	.160
1900	Thomas (LH) .....	.161
1905	Thomas (LH) .....	.161
1929	O'Doul (LH) .....	*.181
	F. Thompson .....	.154
1930	Whitney .....	.153
1933	Fullis .....	*.162
1934	Bartell .....	.153
1949	Ashburn (LH) .....	.158
1951	Ashburn (LH) .....	*.181
1953	Ashburn (LH) .....	*.169
1954	Ashburn (LH) .....	.150
1956	Ashburn (LH) .....	.153
1957	Ashburn (LH) .....	*.152
1958	Ashburn (LH) .....	*.176
1974	Cash .....	*.167
	Bowa (SW) .....	.154
1975	Cash .....	*.166
1976	Cash .....	.162
1978	Bowa (SW) .....	*.153
1979	Rose (SW) .....	*.159
2014	Revere (LH) .....	*.162

## 40 DOUBLES

1890	S. Thompson (LH) ..	*41
1895	Delahanty .....	*.49
	S. Thompson (LH) ..	.45
1896	Delahanty .....	*.44
1897	Delahanty .....	.40
1898	Lajoie .....	*.40
1899	Delahanty .....	*.56
1916	Niehoff .....	*.42
1929	Klein (LH) .....	.45
	Whitney .....	.43
	F. Thompson .....	.41
1930	Klein (LH) .....	*.59
	Whitney .....	.41
1931	Bartell .....	.43
1932	Klein (LH) .....	.50
	Bartell .....	.48
	Lee .....	.42
	Hurst (LH) .....	.41
1933	Klein (LH) .....	*.44
1934	E. Allen .....	*.42
1935	E. Allen .....	.46
1948	Ennis .....	.40
1966	Callison (LH) .....	*.40
1975	Cash .....	.40
1979	Rose (SW) .....	.40
1980	Rose (SW) .....	*.42
1986	V. Hayes (LH) .....	*.46
1992	Duncan .....	.40
1993	Dykstra (LH) .....	.44
1997	Morandini (LH) .....	.40
1998	Rolen .....	.45
2000	Abreu (LH) .....	.42
2001	Abreu (LH) .....	.48
2002	Abreu (LH) .....	.50
2003	Rollins (SW) .....	.42
2004	Abreu (LH) .....	.47
	Rollins (SW) .....	.43
2006	Rollins (SW) .....	.45
	Utley (LH) .....	.40
2007	Utley (LH) .....	.48
	Rowand .....	.45
2008	Utley (LH) .....	.41
2009	Rollins (SW) .....	.43
2010	Werth .....	*.46
2017	Herrera (LH) .....	.42

# SEASON LEADERS

## 15 TRIPLES

1886	Wood (LH)	15
1887	Wood (LH)	19
1889	Fogarty	17
1892	Delahanty	*21
1893	Delahanty	18
1894	S. Thompson (LH)	27
	Delahanty	16
	Hamilton (LH)	15
1895	S. Thompson (LH)	21
1896	Delahanty	17
1897	Lajoie	25
	Delahanty	15
1900	Flick (LH)	16
1901	Flick (LH)	17
	Delahanty	16
1905	Magee	17
1908	Magee	16
1910	Magee	17
1917	Cravath	16
1932	Klein (LH)	15
1947	Walker (LH)	*16
1965	Callison (LH)	*16
1984	Samuel	*19
1987	Samuel	*15
2007	Rollins (SW)	*20
2011	Victorino (SW)	#16

## 30 HOME RUNS

1923	C. Williams (LH)	*41
1927	C. Williams (LH)	*30
1929	Klein (LH)	*43
	O'Doul (LH)	32
	Hurst (LH)	31
1930	Klein (LH)	40
1931	Klein (LH)	*31
1932	Klein (LH)	*38
1948	Ennis	30
1950	Ennis	31
1956	Lopata	32
1964	Callison (LH)	31
1965	Callison (LH)	32
1966	Allen	40
1968	Allen	33
1969	Allen	32
1971	D. Johnson	34
	Montanez (LH)	30
1974	Schmidt	*36
1975	Schmidt	*38
	Luzinski	34
1976	Schmidt	*38
1977	Luzinski	39
	Schmidt	38
1978	Luzinski	35
1979	Schmidt	45
1980	Schmidt	*48
1981	Schmidt	*31
1982	Schmidt	35
1983	Schmidt	*40
1984	Schmidt	*36
1985	Schmidt	33
1986	Schmidt	*37
1987	Schmidt	35
1996	Santiago	30
1998	Rolen	31
1999	Lieberthal	31
2001	Abreu (LH)	31
2002	Burrell	37
2003	Thome (LH)	*47
2004	Thome (LH)	42
	Abreu (LH)	30
2005	Burrell	32

2006	Howard (LH)	*58
	Utley (LH)	32
2007	Howard (LH)	47
	Burrell	30
	Rollins (SW)	30
2008	Howard (LH)	48
	Burrell	33
	Utley (LH)	33
2009	Howard (LH)	45
	Werth	36
	Ibañez (LH)	34
	Utley (LH)	31
2010	Howard (LH)	31
2011	Howard (LH)	33

## 75 EXTRA-BASE HITS

1895	S. Thompson (LH)	84
1929	Klein (LH)	94
1930	Klein (LH)	107
1931	Klein (LH)	75
1932	Klein (LH)	103
1933	Klein (LH)	79
1949	Ennis	75
1964	Allen	80
1966	Allen	75
1975	Schmidt	75
1977	Luzinski	77
	Schmidt	76
1980	Schmidt	81
1987	Samuel	80
1998	Rolen	80
2000	Abreu (LH)	77
2001	Abreu (LH)	83
2002	Burrell	78
	Abreu (LH)	76
2003	Thome (LH)	80
2004	Abreu (LH)	78
2006	Howard (LH)	84
	Rollins (SW)	79
	Utley (LH)	76
2007	Rollins (SW)	88
	Utley (LH)	75
2008	Rollins (SW)	78
	Utley (LH)	78
2009	Howard (LH)	86
2010	Werth	75

## 325 TOTAL BASES

1893	Delahanty	*347
1895	S. Thompson (LH)	*352
1899	Delahanty	*335
1929	Klein (LH)	405
	O'Doul (LH)	397
1930	Klein (LH)	*445
1931	Klein (LH)	*347
1932	Klein (LH)	*420
1933	Klein (LH)	*365
1950	Ennis	328
1964	Allen	*352
1966	Allen	331
1977	Luzinski	329
1980	Schmidt	*342
1987	Samuel	329
2003	Thome (LH)	331
2006	Howard (LH)	*383
	Utley (LH)	347
	Rollins (SW)	329
2007	Rollins (SW)	380
2008	Howard (LH)	331
	Utley (LH)	325
2009	Howard (LH)	352

## 100 RBI

1889	S. Thompson (LH)	111
1890	S. Thompson (LH)	102
1892	S. Thompson (LH)	104
1893	Delahanty	*146
	S. Thompson (LH)	126
1894	S. Thompson (LH)	141
	Delahanty	131
	Cross	125
1895	S. Thompson (LH)	*165
	Delahanty	106
	Cross	101
1896	Delahanty	*126
	S. Thompson (LH)	100
1897	Lajoie	127
1898	Lajoie	*127
1899	Delahanty	*137
1900	Flick (LH)	*110
	Delahanty	109
1901	Delahanty	108
1910	Magee	*123
1913	Cravath	*128
1914	Magee	*103
	Cravath	100
1915	Cravath	*115
1923	C. Williams (LH)	114
1928	Whitney	103
1929	Klein (LH)	145
	Hurst (LH)	125
	O'Doul (LH)	122
	Whitney	115
1930	Klein (LH)	170
	Whitney	117
1931	Klein (LH)	*121
1932	Hurst (LH)	*143
	Klein (LH)	137
	Whitney	124
1933	Klein (LH)	*120
1936	Camilli (LH)	102
1944	Northey (LH)	104
1949	Ennis	110
1950	Ennis	*126
1952	Ennis	107
1953	Ennis	125
1954	Ennis	119
1955	Ennis	120
1962	Demeter	107
1964	Callison (LH)	104
1965	Callison (LH)	101
1966	Allen	110
	White (LH)	103
1974	Schmidt	116
1975	Luzinski	*120
1976	Schmidt	107
1977	Luzinski	130
	Schmidt	101
1978	Luzinski	101
1979	Schmidt	114
1980	Schmidt	*121
1983	Schmidt	109
1984	Schmidt	*106
1985	Wilson	102
1986	Schmidt	*119
1987	Schmidt	113
	Samuel	100
1992	Daulton (LH)	*109
1993	Daulton (LH)	105
1998	Rolen	110
	Brogna (LH)	104
1999	Brogna (LH)	102
2001	Abreu (LH)	110
	Rolen	107

2002	Burrell	116
2003	Thome (LH)	131
	Abreu (LH)	101
2004	Abreu (LH)	105
	Thome (LH)	105
2005	Burrell	117
	Utley (LH)	105
	Abreu (LH)	102
2006	Howard (LH)	*149
	Utley (LH)	102
2007	Howard (LH)	136
	Utley (LH)	103
2008	Howard (LH)	146
	Utley (LH)	104
2009	Howard (LH)	#141
2010	Howard (LH)	108
2011	Howard (LH)	116

## 100 RUNS SCORED

### Since 1900

1900	Thomas (LH)	*134
	Slagle (LH)	115
	Flick (LH)	106
1901	Flick (LH)	111
	Delahanty	106
	Thomas (LH)	102
1905	Thomas (LH)	118
	Magee	100
1910	Magee	*110
1912	Paskert	102
1922	C. Walker (LH)	102
1924	C. Williams (LH)	101
1929	O'Doul (LH)	152
	Klein (LH)	126
	F. Thompson	115
	Hurst (LH)	100
1930	Klein (LH)	*158
	O'Doul (LH)	122
1931	Klein (LH)	*121
1932	Klein (LH)	*152
	Bartell	118
	Hurst (LH)	109
	G.K. Davis	100
1933	Klein (LH)	101
1934	Bartell	102
1936	Camilli (LH)	106
1937	Martin (SW)	102
	Camilli (LH)	101
1950	Waitkus (LH)	102
	Jones	100
1953	Ashburn (LH)	110
1954	Ashburn (LH)	111
1962	Callison (LH)	107
1963	Taylor	102
1964	Allen	*125
	Callison (LH)	101
1966	Allen	112
1974	Schmidt	108
1975	Cash	111
1976	Schmidt	112
1977	Schmidt	114
1979	Schmidt	109
1980	Schmidt	104
1982	Schmidt	108
1983	Schmidt	104
1984	Samuel	105
1985	Samuel	101
1986	V. Hayes (LH)	*107
1987	Samuel	113
1990	Dykstra (LH)	106
1992	Hollins (SW)	104

# SEASON LEADERS

1993 Dykstra (LH) ..... *143	1906 Thomas (LH) ..... *107	1913 Lobert ..... 41	1932 Hurst (LH) ..... 412
Hollins (SW) ..... 104	1936 Camilli (LH) ..... 116	1974 Bowa ..... 39	Klein (LH) ..... 404
Kruk (LH) ..... 100	1954 Ashburn (LH) ..... *125	1982 Dernier ..... 42	1933 Klein (LH) ..... 422
1998 Rolen ..... 120	1955 Ashburn (LH) ..... 105	1983 Dernier ..... 35	1936 Camilli (LH) ..... 441
Glanville ..... 106	1974 Schmidt ..... 106	1984 Samuel ..... 72	1937 Camilli (LH) ..... 446
1999 Abreu (LH) ..... 118	1975 Schmidt ..... 101	Hayes ..... 48	1941 Etten ..... 405
Gant ..... 107	1976 Schmidt ..... 100	1985 Samuel ..... 53	1947 Walker (LH) ..... 443
Glanville ..... 101	1977 Schmidt ..... 104	1986 Samuel ..... 42	1948 Ashburn (LH) ..... 410
2000 Abreu (LH) ..... 103	1978 Luzinski ..... 100	1987 Thompson ..... 46	1954 Ashburn (LH) ..... 441
2001 Abreu (LH) ..... 118	1979 Schmidt ..... *120	Samuel ..... 35	1955 Ashburn (LH) ..... 449
2002 Abreu (LH) ..... 102	1982 Schmidt ..... *107	1993 Dykstra ..... 37	1958 Ashburn (LH) ..... 440
2003 Thome (LH) ..... 111	1983 Schmidt ..... *128	2001 Rollins ..... *46	1967 Allen ..... 404
2004 Rollins (SW) ..... 119	1987 V. Hayes (LH) ..... 121	Abreu ..... 36	1979 Rose (SW) ..... 418
Abreu (LH) ..... 118	1989 V. Hayes (LH) ..... 101	2004 Abreu ..... 40	1981 Schmidt ..... 435
2005 Rollins (SW) ..... 115	1993 Dykstra (LH) ..... *129	2005 Rollins ..... 41	(min. 350 AB due to strike)
Abreu (LH) ..... 104	Daulton (LH) ..... 117	2006 Rollins ..... 36	1982 Schmidt ..... 403
2006 Utley (LH) ..... *131	Kruk (LH) ..... 111	2007 Rollins ..... 41	1987 V. Hayes (LH) ..... 404
Rollins (SW) ..... 127	1999 Abreu (LH) ..... 109	Victorino ..... 37	1990 Dykstra (LH) ..... *418
Howard (LH) ..... 104	2000 Abreu (LH) ..... 100	2008 Rollins ..... 47	1992 Kruk (LH) ..... 423
2007 Rollins (SW) ..... *139	2001 Abreu (LH) ..... 106	Victorino ..... 36	1993 Kruk (LH) ..... 430
Rowand ..... 105	2002 Abreu (LH) ..... 104	2012 Pierre ..... 37	Dykstra (LH) ..... 420
Utley (LH) ..... 104	2003 Thome (LH) ..... 111	2014 Revere ..... 49	1994 Dykstra (LH) ..... 404
2008 Utley (LH) ..... 113	Abreu (LH) ..... 109		(min. 300 AB due to strike)
Howard (LH) ..... 105	2004 Abreu (LH) ..... 127		1998 Abreu (LH) ..... 409
Victorino (SW) ..... 102	Thome (LH) ..... 104		1999 Abreu (LH) ..... 446
2009 Utley (LH) ..... 112	2005 Abreu (LH) ..... 117		2000 Abreu (LH) ..... 416
Howard (LH) ..... 105	2006 Howard (LH) ..... 108		2002 Abreu (LH) ..... 413
Victorino (SW) ..... 102	2007 Burrell ..... 114		2003 Abreu (LH) ..... 409
Rollins (SW) ..... 100	Howard (LH) ..... 107		2004 Abreu (LH) ..... 428
2010 Werth ..... 106	2008 Burrell ..... 102		2005 Abreu (LH) ..... 405
2012 Rollins (SW) ..... 102			2006 Howard (LH) ..... 425
			2007 Utley (LH) ..... 410
			Burrell ..... 400

## 400 ON-BASE PCT Since 1900 (min. 400 AB)

1900 Thomas (LH) ..... 438
Flick ..... 426
1901 Thomas (LH) ..... 428
Delahanty ..... 423
1902 Thomas (LH) ..... 412
1903 Thomas (LH) ..... 450
1904 Thomas (LH) ..... 411
1905 Thomas (LH) ..... 414
1910 Magee ..... 445
1912 Paskert ..... 420
1913 Cravath ..... 407
1914 Cravath ..... 402
1924 Williams (LH) ..... 403
1929 O'Doul (LH) ..... 465
Klein (LH) ..... 407
1930 O'Doul (LH) ..... 453
Klein (LH) ..... 436

## 35 STOLEN BASES

1900 Thomas ..... 37
Flick ..... 35
1905 Magee ..... 48
1906 Magee ..... 55
1907 Magee ..... 46
1908 Magee ..... 40
1909 Magee ..... 38
1910 Magee ..... 49
1911 Lobert ..... 40
1912 Paskert ..... 36

## 100 WALKS

1891 Hamiton (LH) ..... *102
1892 Connor (LH) ..... 116
1894 Hamilton (LH) ..... *126
1899 Thomas (LH) ..... 115
1900 Thomas (LH) ..... *115
1901 Thomas (LH) ..... *100
1902 Thomas (LH) ..... *107
1903 Thomas (LH) ..... *107
1904 Thomas (LH) ..... *102

\* League leader  
# Tied for league lead  
(LH) Left-handed batter  
(SW) Switch-hitter

Note: See Yearly Batting Leaders in this section for more information.

HITTING

## SEASON LEADERS BY POSITION

(Since 1900)

Pos.	Player	Total	Year	Pos.	Player	Total	Year	Pos.	Player	Total	Year
<b>BATTING AVERAGE</b>				<b>TRIPLES</b>				<b>RBI</b>			
P	Paul Weinert	.322	1923	P	Grover Alexander	4	1916	P	Al Orth	21	1900
C	Smoky Burgess	.368	1954	C	Robin Roberts	4	1955	C	Darren Daulton	109	1992
1B	Dolph Camilli	.339	1937	C	Stan Lopata	7	1956	1B	Ryan Howard	149	2006
2B	Nap Lajoie	.346	1900	1B	Dolph Camilli	13	1936	2B	Chase Utley	105	2005
SS	Dick Bartell	.310	1934	2B	Juan Samuel	19	1984	SS	Jimmy Rollins	94	2007
3B	Pinky Whitney	.342	1930	SS	Jimmy Rollins	20	2007	3B	Pinky Whitney	124	1932
LF	Lefty O'Doul	.398	1929	3B	Pinky Whitney	14	1929	LF	Greg Luzinski	130	1977
CF	Harry Walker	.371	1947	CF	Richie Allen	14	1965	CF	Cy Williams	114	1923
RF	Chuck Klein	.386	1930	LF	Sherry Magee	17	1905	RF	Chuck Klein	170	1930
				CF	Harry Walker	16	1947				
				CF	Shane Victorino	16	2011				
				RF	Elmer Flick	17	1901				
<b>DOUBLES</b>				<b>HOME RUNS</b>							
P	Bucky Walters	10	1936	P	Rick Wise	6	1971				
C	Darren Daulton	35	1993	C	Stan Lopata	32	1956				
1B	Von Hayes	46	1986	1B	Ryan Howard	58	2006				
2B	Chase Utley	48	2007	2B	Chase Utley	33	2008				
SS	Dick Bartell	48	1932	SS	Jimmy Rollins	30	2007				
3B	Scott Rolen	45	1998	3B	Mike Schmidt	48	1980				
LF	Hal Lee	42	1932	LF	Greg Luzinski	39	1977				
	Ethan Allen	42	1934	CF	Cy Williams	41	1923				
CF	Ethan Allen	46	1935	RF	Chuck Klein	43	1929				
RF	Chuck Klein	59	1930								

Note: Players who performed at more than one position are considered for the position they played most in that particular year and are credited with their entire season's statistics.

# YEARLY BATTING LEADERS

YEAR	GAMES	AT-BATS	RUNS	HITS
1883	Farrar ..... 99	Purcell ..... 425	Purcell ..... 70	Purcell ..... 114
1884	Farrar ..... 111	McClellan ..... 450	Andrews ..... 74	McClellan ..... 116
1885	Farrar/Fogarty ..... 111	Manning ..... 445	Andrews ..... 77	Mulvey ..... 119
1886	Farrar ..... 118	G. Wood ..... 450	Andrews ..... 93	G. Wood ..... 123
1887	Fogarty ..... 126	Fogarty ..... 495	G. Wood ..... 118	Andrews ..... 151
1888	Farrar ..... 131	Andrews ..... 528	Andrews ..... 75	Andrews ..... 126
1889	Farrar ..... 130	Mulvey ..... 544	Fogarty ..... 107	S. Thompson ..... 158
1890	Allen ..... 133	S. Thompson ..... 509	Hamilton ..... 133	S. Thompson ..... #172
1891	Myers ..... 135	S. Thompson ..... 550	Hamilton ..... *141	Hamilton ..... *179
1892	Connor ..... 155	S. Thompson ..... 609	Hamilton ..... 132	S. Thompson ..... 186
1893	Delahanty/Hallman ..... 132	S. Thompson ..... *600	Delahanty ..... 145	S. Thompson ..... *222
1894	Hamilton ..... 131	Hamilton ..... 559	Hamilton ..... *196	Hamilton ..... 223
1895	Boyle ..... 133	Boyle ..... *565	Hamilton ..... *166	S. Thompson ..... 211
1896	Delahanty ..... 123	S. Thompson ..... 517	Delahanty ..... 131	Delahanty ..... 198
1897	Cooley ..... 133	Cooley ..... *566	Cooley ..... 124	Delahanty ..... 200
1898	Cooley/Cross ..... 149	Cooley ..... 629	Cooley ..... 123	Lajoie ..... 200
1899	M. Cross ..... 154	Lauder ..... 583	Thomas ..... 137	Delahanty ..... *234
1900	Slagle ..... 141	Slagle ..... 574	Thomas ..... *134	Flick ..... 207
1901	M. Cross ..... 139	two with ..... 542	Flick ..... 111	Delahanty ..... 192
1902	Barry/Thomas ..... 138	S. Barry ..... 543	Thomas ..... 89	S. Barry ..... 156
1903	Barry/Hulswitt ..... 138	S. Barry ..... 550	Thomas ..... 88	Thomas ..... 156
1904	Gleason ..... 153	Gleason ..... 587	Thomas ..... 92	Gleason ..... 161
1905	three with ..... 155	Gleason ..... 608	Thomas ..... 118	Magee ..... 180
1906	Doolan/Magee ..... 154	Magee ..... 563	Thomas ..... 81	Magee ..... 159
1907	Doolan/Titus ..... 145	Titus ..... 523	Magee ..... 75	Magee ..... 165
1908	Osborn ..... 152	Grant ..... *598	Magee ..... 79	Bransfield ..... 160
1909	Grant ..... 154	Grant ..... *631	Grant ..... 75	Grant ..... 170
1910	Magee ..... 154	Grant ..... 579	Magee ..... *110	Magee ..... 172
1911	Paskert ..... 153	Paskert ..... 560	Knabe ..... 99	Luderus ..... 166
1912	Luderus ..... 148	Luderus ..... 572	Paskert ..... 102	Paskert ..... 170
1913	Luderus ..... 155	Luderus ..... 588	Lobert ..... 98	Cravath ..... *179
1914	Cravath ..... 149	Magee ..... 544	Magee ..... 96	Magee ..... *171
1915	Bancroft ..... 153	Bancroft ..... 563	Cravath ..... *89	Luderus ..... 157
1916	Paskert ..... 149	Paskert ..... 555	Paskert ..... 82	Paskert ..... 155
1917	Luderus ..... 154	Whitted ..... 553	Paskert ..... 78	Whitted ..... 155
1918	Luderus ..... 125	Bancroft ..... 499	Bancroft ..... 69	Luderus ..... 135
1919	Luderus ..... 138	Meusel ..... 521	Meusel ..... 65	Meusel ..... 159
1920	C. Williams ..... 148	C. Williams ..... 590	C. Williams ..... 88	C. Williams ..... 192
1921	C. Williams ..... 146	C. Williams ..... 562	C. Williams ..... 67	C. Williams ..... 180
1922	C. Williams ..... 151	C. Williams ..... 584	Walker ..... 102	Walker ..... 196
1923	Holke ..... 147	Holke ..... 562	C. Williams ..... 98	Holke ..... 175
1924	Holke/Williams ..... 148	Holke ..... 563	C. Williams ..... 101	C. Williams ..... 183
1925	Sand ..... 148	Sand ..... 496	Harper ..... 86	Harper ..... 173
1926	Sand ..... 149	Sand ..... 567	Sand ..... 99	Leach ..... 162
1927	F. Thompson ..... 153	F. Thompson ..... 597	Sand ..... 87	F. Thompson ..... 181
1928	F. Thompson ..... 152	F. Thompson ..... 634	F. Thompson ..... 99	F. Thompson ..... 182
1929	three with ..... 154	O'Doul ..... 638	O'Doul ..... 152	O'Doul ..... *254
1930	Klein ..... 156	Klein ..... 648	Klein ..... *158	Klein ..... 250
1931	Klein ..... 148	Klein ..... 594	Klein ..... #121	Klein ..... 200
1932	three with ..... 154	Klein ..... 650	Klein ..... *152	Klein ..... *226
1933	Bartell/Klein ..... 152	Fullis ..... 647	Klein ..... 101	Klein ..... *223
1934	Bartell ..... 146	Bartell ..... 604	Bartell ..... 102	Allen ..... 192
1935	Allen/Camilli ..... 156	Allen ..... 645	Allen ..... 90	Allen ..... 198
1936	Norris ..... 154	Norris ..... 581	Camilli ..... 106	Chiozza ..... 170
1937	Scharein ..... 146	Martin ..... 579	Martin ..... 102	Whitney ..... 166
1938	Arnovich ..... 139	Arnovich ..... 502	Martin ..... 58	Martin ..... 139
1939	May ..... 135	Arnovich ..... 491	Arnovich ..... 68	Arnovich ..... 159
1940	Mahan ..... 146	Mahan ..... 544	May ..... 59	May ..... 147
1941	Bragan ..... 154	Litwhiler ..... 590	Etten ..... 78	Litwhiler ..... 180
1942	Litwhiler ..... 151	Litwhiler ..... 591	Litwhiler ..... 59	Litwhiler ..... 160
1943	Northey ..... 147	Northey ..... 586	Northey ..... 72	Northey ..... 163
1944	Lupien ..... 153	Lupien ..... 597	Adams ..... 86	Lupien ..... 169
1945	Wasdell ..... 134	Antonelli ..... 504	Wasdell ..... 65	Wasdell ..... 150
1946	Wyrostek ..... 145	Wyrostek ..... 545	Wyrostek ..... 73	Ennis ..... 169
1947	Verban ..... 155	Ennis ..... 541	Walker ..... 79	Walker ..... 181
1948	Ennis ..... 152	Ennis ..... 589	Ennis ..... 86	Ennis ..... 171
1949	three with ..... 154	Ashburn/Hamner ..... #662	Ennis ..... 92	Ashburn ..... 188

\* League leader # Tied for league lead

# YEARLY BATTING LEADERS

YEAR	GAMES	AT-BATS	RUNS	HITS
1950	Hamner/Jones..... 157	Waitkus ..... 641	Waitkus ..... 102	Ennis .....180
1951	Ashburn..... 154	Ashburn..... 643	Ashburn..... 92	Ashburn.....*221
1952	Ashburn/Ryan..... 154	Ashburn..... 613	Ashburn..... 93	Ashburn .....173
1953	Ashburn..... 156	Ashburn..... 622	Ashburn..... 110	Ashburn .....*205
1954	Ashburn..... 153	Hamner ..... 596	Ashburn ..... 111	Hamner .....178
1955	Ennis/Jones ..... 146	Ennis ..... 564	Ashburn..... 91	Ashburn .....180
1956	Ashburn..... 154	Ennis ..... 630	Lopata..... 96	Ashburn .....190
1957	Ashburn..... 156	Ashburn..... 626	Ashburn..... 93	Ashburn .....186
1958	Ashburn..... 152	Ashburn..... 615	Ashburn..... 98	Ashburn .....*215
1959	Ashburn..... 153	Ashburn..... 564	Ashburn..... 86	Ashburn .....150
1960	Herrera ..... 145	Herrera ..... 512	Taylor ..... 66	Taylor .....145
1961	Callison ..... 138	Callison ..... 455	Callison..... 74	Callison .....121
1962	Callison ..... 157	Taylor ..... 625	Callison ..... 107	Callison .....181
1963	Callison/Taylor..... 157	Taylor ..... 640	Taylor ..... 102	Taylor .....180
1964	Allen/Callison ..... 162	Callison ..... 654	Allen ..... *125	Allen.....201
1965	Allen ..... 161	Allen/Callison ..... 619	Allen/Callison..... 93	Allen .....187
1966	B. White ..... 159	Rojas ..... 626	Allen ..... 112	Callison .....169
1967	Callison/Gonzalez 149	Callison ..... 556	Allen ..... 89	Gonzalez.....172
1968	Allen/Rojas ..... 152	Rojas ..... 621	Allen ..... 87	Rojas .....144
1969	Hisle ..... 145	Taylor ..... 557	Allen ..... 79	Taylor .....146
1970	Johnson ..... 159	Johnson..... 574	Taylor ..... 74	Johnson .....147
1971	Bowa..... 159	Bowa ..... *650	Montanez ..... 78	Bowa .....162
1972	Bowa/Money..... 152	Bowa ..... 579	Bowa ..... 67	Luzinski .....158
1973	Luzinski ..... 161	Luzinski ..... 610	Luzinski ..... 76	Luzinski .....174
1974	three with ..... 162	Cash ..... *687	Schmidt ..... 108	Cash .....206
1975	Cash ..... 162	Cash ..... *699	Cash ..... 111	Cash .....*213
1976	Cash/Schmidt ..... 160	Cash ..... *666	Schmidt ..... 112	Cash .....189
1977	Bowa/Schmidt..... 154	Bowa ..... 624	Schmidt ..... 114	Bowa .....175
1978	Bowa..... 156	Bowa ..... 654	Schmidt ..... 93	Bowa .....192
1979	Rose ..... 163	Rose ..... 628	Schmidt ..... 109	Rose .....208
1980	Rose ..... 162	Rose ..... 655	Schmidt ..... 104	Rose .....185
1981	Rose ..... 107	Rose ..... 431	Schmidt ..... *78	Rose .....*140
1982	Matthews/Rose..... 162	Rose ..... 634	Schmidt ..... 108	Matthews .....173
1983	DeJesus..... 158	Schmidt..... 534	Schmidt ..... 104	Schmidt .....136
1984	Samuel ..... 160	Samuel ..... *701	Samuel ..... 105	Samuel .....191
1985	Samuel/Wilson ..... 161	Samuel ..... *663	Samuel ..... 101	Samuel .....175
1986	Schmidt..... 160	V. Hayes ..... 610	V. Hayes ..... #107	V. Hayes.....187
1987	Samuel..... 160	Samuel ..... *655	Samuel ..... 113	Samuel .....178
1988	Samuel..... 157	Samuel ..... 629	Bradley..... 77	Samuel .....153
1989	V. Hayes ..... 154	Herr ..... 561	V. Hayes ..... 93	Herr .....161
1990	C. Hayes ..... 152	Dykstra ..... 590	Dykstra ..... 106	Dykstra ..... #192
1991	Murphy ..... 153	Murphy ..... 544	Kruk ..... 84	Kruk .....158
1992	Hollins ..... 156	Hollins ..... 586	Hollins ..... 104	Kruk .....164
1993	Dykstra ..... 161	Dykstra ..... *637	Dykstra ..... *143	Dykstra .....*194
1994	Eisenreich ..... 104	Duncan ..... 347	Dykstra ..... 68	Duncan .....93
1995	C. Hayes ..... 141	C. Hayes ..... 529	Jefferies ..... 69	Jefferies .....147
1996	Morandini ..... 140	Morandini ..... 539	Santiago ..... 71	Morandini .....135
1997	Rolen ..... 156	Rolen ..... 561	Rolen ..... 93	Morandini .....163
1998	Rolen ..... 160	Glanville..... *678	Rolen ..... 120	Glanville .....189
1999	Brogna ..... 157	Glanville..... 628	Abreu ..... 118	Glanville .....204
2000	Abreu/Glanville..... 152	Glanville..... 637	Abreu ..... 103	Abreu .....182
2001	Abreu..... #162	Rollins..... *656	Abreu ..... 118	Rollins .....180
2002	Abreu/Burrell..... 157	Rollins..... *637	Abreu ..... 102	Abreu .....176
2003	Thome ..... 159	Rollins..... 628	Thome ..... 111	Abreu .....173
2004	Abreu ..... 159	Rollins..... 657	Rollins ..... 119	Rollins .....190
2005	Abreu ..... #162	Rollins..... 677	Rollins ..... 115	Rollins .....196
2006	Utley ..... 160	Rollins..... 689	Utley ..... *131	Utley .....203
2007	Rollins..... #162	Rollins..... *716	Rollins ..... *139	Rollins .....212
2008	Howard ..... #162	Howard ..... 610	Utley ..... 113	Utley .....177
2009	Howard ..... 160	Rollins..... *672	Utley ..... 112	Victorino.....181
2010	Werth ..... 156	Victorino ..... 587	Werth ..... 106	Polanco .....165
2011	Howard ..... 152	Rollins..... 567	Victorino .....95	Rollins .....152
2012	Rollins ..... 156	Rollins..... 632	Rollins ..... 102	Rollins .....158
2013	Rollins ..... 160	Rollins..... 600	Utley ..... 73	Rollins .....151
2014	Utley ..... 155	Revere ..... 601	Rollins ..... 78	Revere ..... #184
2015	Galvis ..... 151	Galvis ..... 559	Herrera ..... 64	Galvis/Herrera.....147
2016	Herrera ..... 159	Galvis ..... 584	Herrera ..... 87	Herrera .....167
2017	Galvis ..... #162	Galvis ..... 608	Hernández..... 85	Galvis .....155

\* League leader # Tied for league lead

HITTING



# YEARLY BATTING LEADERS

YEAR	TOTAL BASES	DOUBLES	TRIPLES	HOME RUNS
1883	Manning ..... 153	Manning ..... 31	Coleman ..... 8	four with ..... 1
1884	Manning ..... 167	Manning ..... 29	Purcell ..... 7	Manning ..... 5
1885	Mulvey ..... 174	Mulvey ..... 25	Mulvey ..... 6	Mulvey ..... 6
1886	G. Wood ..... 183	Farrar ..... 19	G. Wood ..... 15	Farrar ..... 5
1887	G. Wood ..... 244	Fogarty ..... 26	G. Wood ..... 19	G. Wood ..... 14
1888	Farrar ..... 165	Farrar ..... 24	Farrar ..... 7	G. Wood ..... 6
1889	S. Thompson ..... 262	S. Thompson ..... 36	Fogarty ..... 17	S. Thompson ..... *20
1890	S. Thompson ..... 243	S. Thompson ..... *41	Allen/Burke ..... 11	Clements ..... 7
1891	S. Thompson ..... 227	Clements ..... 29	S. Thompson ..... 10	S. Thompson ..... 7
1892	S. Thompson ..... 253	Connor ..... *37	Delahanty ..... *21	Connor ..... 12
1893	Delahanty ..... *347	S. Thompson ..... *37	Delahanty ..... 18	Delahanty ..... *19
1894	S. Thompson ..... 307	Delahanty ..... 36	S. Thompson ..... 27	S. Thompson ..... 13
1895	S. Thompson ..... *352	Delahanty ..... *49	S. Thompson ..... 21	S. Thompson ..... *18
1896	Delahanty ..... 315	Delahanty ..... *44	Delahanty ..... 17	Delahanty ..... 13
1897	Lajoie ..... *315	Delahanty ..... 40	Lajoie ..... 25	Lajoie ..... 9
1898	Lajoie ..... 275	Lajoie ..... *40	Flick ..... 13	Flick ..... 8
1899	Delahanty ..... *335	Delahanty ..... *56	Flick ..... 14	Delahanty ..... 9
1900	Flick ..... *305	Flick ..... 33	Flick ..... 16	Flick ..... 11
1901	Delahanty ..... 287	Delahanty ..... #39	Flick ..... 17	Delahanty/Flick ..... 8
1902	S. Barry ..... 198	S. Barry ..... 20	Hulswitt/Thomas ..... 8	S. Barry ..... 3
1903	Barry/Wolverton ..... 189	Keister ..... 27	Wolverton ..... 12	Keister ..... 3
1904	Gleason ..... 196	Titus ..... 25	Magee ..... 12	Dooin ..... 6
1905	Magee ..... 253	Titus ..... 36	Magee ..... 17	Magee ..... 5
1906	Magee ..... 229	Magee ..... 36	Magee ..... 8	Magee ..... 6
1907	Magee ..... 229	Magee ..... 28	Magee/Titus ..... 12	Magee ..... 4
1908	Magee ..... 212	Magee ..... 30	Magee ..... 16	Bransfield ..... 3
1909	Magee ..... 208	Magee ..... 33	Magee ..... 14	Titus ..... 3
1910	Magee ..... *263	Magee ..... 39	Magee ..... 17	Magee ..... 6
1911	Luderus ..... 260	Magee ..... 32	Luderus ..... 11	Luderus ..... 16
1912	Paskert ..... 221	Paskert ..... 37	Cravath/Magee ..... 9	Cravath ..... 11
1913	Cravath ..... *298	Magee ..... 36	Cravath ..... 14	Cravath ..... *19
1914	Magee ..... *277	Magee ..... *39	Magee ..... 11	Cravath ..... *19
1915	Cravath ..... *266	Luderus ..... 36	Cravath/Luderus ..... 7	Cravath ..... *24
1916	Paskert ..... 223	Niehoff ..... *42	Whitted ..... 12	Cravath ..... 11
1917	Cravath ..... 238	Cravath ..... 29	Cravath ..... 16	Cravath ..... #12
1918	Meusel ..... 181	Cravath ..... 27	Meusel ..... 6	Cravath ..... *8
1919	Meusel ..... 214	Luderus ..... 30	Bancroft/Meusel ..... 7	Cravath ..... *12
1920	C. Williams ..... 293	C. Williams ..... 36	C. Williams ..... 10	C. Williams ..... *15
1921	C. Williams ..... 274	C. Williams ..... 28	C. Williams ..... 7	C. Williams ..... 18
1922	C. Williams ..... 300	Walker ..... 36	Walker ..... 11	C. Williams ..... 26
1923	C. Williams ..... 308	Holke/Tierney ..... 31	Wrightstone ..... 7	C. Williams ..... *41
1924	C. Williams ..... 308	C. Williams ..... 31	C. Williams ..... 11	C. Williams ..... 24
1925	Harper ..... 276	Harper ..... 35	Harper/Sand ..... 7	Harper ..... 18
1926	Leach ..... 238	Sand ..... 30	Huber/Leach ..... 7	C. Williams ..... 18
1927	C. Williams ..... 247	F. Thompson ..... 32	F. Thompson ..... 14	C. Williams ..... #30
1928	Leach ..... 276	Leach ..... 36	Leach/Thompson ..... 11	Hurst ..... 19
1929	Klein ..... 405	Klein ..... 45	Whitney ..... 14	Klein ..... *43
1930	Klein ..... *445	Klein ..... *59	Klein ..... 8	Klein ..... 40
1931	Klein ..... *347	Bartell ..... 43	Klein ..... 10	Klein ..... *31
1932	Klein ..... *420	Klein ..... 50	Klein ..... 15	Klein ..... *38
1933	Klein ..... *365	Klein ..... *44	Hurst ..... 8	Klein ..... *28
1934	Allen ..... 272	Allen ..... #42	Moore ..... 6	Camilli ..... 12
1935	Moore ..... 290	Allen ..... 46	Chiozza ..... 6	Camilli ..... 25
1936	Camilli ..... 306	Chiozza ..... 32	Camilli ..... 13	Camilli ..... 28
1937	Camilli ..... 279	Martin ..... 35	Camilli/Martin ..... 7	Camilli ..... 27
1938	Martin ..... 196	Martin ..... 36	Martin ..... 6	Klein ..... 8
1939	Arnovich ..... 203	Martin ..... 28	Marty ..... 6	Marty/Mueller ..... 9
1940	Marty ..... 199	Mahan/May ..... 24	Marty ..... 8	Rizzo ..... 20
1941	Litwhiler ..... 275	Litwhiler ..... 29	Benjamin ..... 7	Litwhiler ..... 18
1942	Litwhiler ..... 230	Litwhiler ..... 25	Litwhiler ..... 9	Litwhiler ..... 9
1943	Northey ..... 252	Northey ..... 31	Adams ..... 7	Northey ..... 16
1944	Northey ..... 283	Adams/Northey ..... 35	Lupien/Northey ..... 9	Northey ..... 22
1945	Wasdell ..... 206	Antonelli ..... 27	Wasdell ..... 8	DiMaggio ..... 19
1946	Ennis ..... 262	Ennis/Wyrostek ..... 30	Ennis/Northey ..... 6	Ennis ..... 17
1947	Walker ..... 244	Walker ..... 28	Walker ..... *16	Seminick ..... 13
1948	Ennis ..... 309	Ennis ..... 40	Blatnick ..... 8	Ennis ..... 30
1949	Ennis ..... 320	Ennis ..... 39	Ashburn/Ennis ..... 11	Ennis ..... 25

\* League leader # Tied for league lead

# YEARLY BATTING LEADERS

YEAR	TOTAL BASES	DOUBLES	TRIPLES	HOME RUNS
1950	Ennis ..... 328	Ennis ..... 34	Ashburn ..... *14	Ennis ..... 31
1951	Ashburn ..... 274	Ashburn ..... 31	Hamner ..... 7	Jones ..... 22
1952	Ennis ..... 281	Ashburn ..... 31	Ennis ..... *10	Ennis ..... 20
1953	Ennis ..... 280	Hamner ..... 30	Ashburn ..... 9	Ennis ..... 29
1954	Hamner ..... 278	Hamner ..... 39	Hamner ..... 11	Ennis ..... 25
1955	Ennis ..... 292	Ashburn ..... 32	Ashburn ..... 9	Ennis ..... 29
1956	Lopata ..... 286	Lopata ..... 33	Ashburn/Blaylock ..... 8	Lopata ..... 32
1957	Bouchee ..... 270	Bouchee ..... 35	Ashburn/Bouchee ..... 8	Repulski ..... 20
1958	Ashburn ..... 271	Anderson ..... 34	Ashburn ..... *13	Anderson ..... 23
1959	Bouchee ..... 224	Bouchee ..... 29	Koppe ..... 7	Freese ..... 23
1960	Herrera ..... 233	Herrera ..... 26	Herrera ..... 6	Herrera ..... 17
1961	Callison ..... 190	Callison ..... 20	Callison ..... 11	Demeter ..... 20
1962	Callison ..... 296	Callison ..... 26	Callison ..... #10	Demeter ..... 29
1963	Callison ..... 314	Callison/Gonzalez ..... 36	Gonzalez ..... 12	Callison ..... 26
1964	Allen ..... *352	Allen ..... 38	Allen ..... #13	Callison ..... 31
1965	Callison ..... 315	Allen ..... 31	Callison ..... *16	Callison ..... 32
1966	Allen ..... 331	Callison ..... *40	Allen ..... 10	Allen ..... 40
1967	Allen ..... 262	Allen ..... 31	Allen ..... 10	Allen ..... 23
1968	Allen ..... 271	Taylor ..... 20	Allen ..... 9	Allen ..... 33
1969	Allen ..... 251	Callison ..... 29	three with ..... 5	Allen ..... 32
1970	Johnson ..... 262	Johnson ..... 28	Taylor ..... 9	Johnson ..... 27
1971	Johnson ..... 285	Johnson ..... 29	Money ..... 8	Johnson ..... 34
1972	Luzinski ..... 255	Montanez ..... #39	Bowa ..... *13	Luzinski ..... 18
1973	Luzinski ..... 295	B. Robinson ..... 32	Montanez ..... 5	Luzinski ..... 29
1974	Schmidt ..... 310	Montanez ..... 33	Cash ..... 11	Schmidt ..... *36
1975	Luzinski ..... *322	Cash ..... 40	Bowa ..... 9	Schmidt ..... *38
1976	Schmidt ..... *306	Johnstone ..... 38	Cash ..... *12	Schmidt ..... *38
1977	Luzinski ..... 329	Luzinski ..... 35	Schmidt ..... 11	Luzinski ..... 39
1978	Luzinski ..... 284	Maddox ..... 34	Bowa ..... 5	Luzinski ..... 35
1979	Schmidt ..... 305	Rose ..... 40	McBride ..... 12	Schmidt ..... 45
1980	Schmidt ..... *342	Rose ..... *42	McBride ..... 10	Schmidt ..... *48
1981	Schmidt ..... *228	Matthews ..... 21	Rose ..... 5	Schmidt ..... *31
1982	Schmidt ..... 281	Matthews ..... 31	DeJesus ..... 5	Schmidt ..... 35
1983	Schmidt ..... 280	Lefebvre ..... 20	Lefebvre ..... 8	Schmidt ..... *40
1984	Samuel ..... 310	Samuel ..... 36	Samuel ..... #19	Schmidt ..... #36
1985	Schmidt ..... 292	Wilson ..... 39	Samuel ..... 13	Schmidt ..... 33
1986	Schmidt ..... *302	V. Hayes ..... #46	Samuel ..... 12	Schmidt ..... *37
1987	Samuel ..... 329	Samuel ..... 37	Samuel ..... *15	Schmidt ..... 35
1988	Samuel ..... 239	Samuel ..... 32	Samuel ..... 9	James ..... 19
1989	V. Hayes ..... 249	Dykstra ..... 32	Herr/Kruk ..... 6	V. Hayes ..... 26
1990	Dykstra ..... 260	Dykstra ..... 35	Kruk ..... 8	V. Hayes ..... 17
1991	Kruk ..... 260	Murphy ..... 33	Kruk ..... 6	Kruk ..... 21
1992	Hollins ..... 275	Duncan ..... 40	Morandini ..... 8	Daulton/Hollins ..... 27
1993	Dykstra ..... 307	Dykstra ..... 44	Morandini ..... 9	Daulton/Incaviglia ..... 24
1994	Daulton/Duncan ..... 141	Dykstra ..... 26	Dykstra/Morandini ..... 5	Daulton ..... 15
1995	Hayes/Jefferies ..... 215	Morandini ..... 34	Morandini ..... 7	three with ..... 11
1996	Santiago ..... 242	three with ..... 24	Otero ..... 7	Santiago ..... 30
1997	Rolen ..... 263	Morandini ..... 40	Daulton ..... 6	Rolen ..... 21
1998	Rolen ..... 320	Rolen ..... 45	Glanville ..... 7	Rolen ..... 31
1999	Abreu ..... 300	Glanville ..... 38	Abreu ..... 11	Lieberthal ..... 31
2000	Abreu ..... 319	Abreu ..... 42	Abreu ..... 10	Rolen ..... 26
2001	Abreu ..... 319	Abreu ..... 48	Rollins ..... *12	Abreu ..... 31
2002	Burrell ..... 319	Abreu ..... 50	Rollins ..... *10	Burrell ..... 37
2003	Thome ..... 331	Rollins ..... 42	Rollins ..... 6	Thome ..... *47
2004	Abreu ..... 312	Abreu ..... 47	Rollins ..... #12	Thome ..... 42
2005	Utley ..... 293	Utley ..... 39	Rollins ..... 11	Burrell ..... 32
2006	Howard ..... *383	Rollins ..... 45	Rollins ..... 9	Howard ..... *58
2007	Rollins ..... 380	Utley ..... 48	Rollins ..... *20	Howard ..... 47
2008	Howard ..... 331	Utley ..... 41	Rollins ..... 9	Howard ..... *48
2009	Howard ..... 352	Rollins ..... 43	Victorino ..... 13	Howard ..... 45
2010	Werth ..... 295	Werth ..... *46	Victorino ..... 10	Howard ..... 31
2011	Howard ..... 272	Ibañez ..... 31	Victorino ..... #16	Howard ..... 33
2012	Rollins ..... 270	Rollins ..... 33	Pierre ..... 6	Rollins ..... 23
2013	Brown ..... 245	Rollins ..... 36	Utley ..... 6	Brown ..... 27
2014	Byrd ..... 263	Utley ..... 36	Revere ..... 7	Byrd ..... 25
2015	Herrera/Howard ..... 207	Herrera ..... 30	Revere ..... 6	Howard ..... 23
2016	Franco ..... 248	Galvis/Rupp ..... 26	Hernández ..... 11	Franco/Howard ..... 25
2017	Herrera ..... 238	Herrera ..... 42	Galvis/Hernández ..... 6	Franco ..... 24

\* League leader # Tied for league lead

HITTING

# YEARLY BATTING LEADERS

YEAR	STOLEN BASES	WALKS	RBI	AVERAGE
1883		Harbidge..... 24		Purcell..... .268
1884		Manning..... 40		Manning..... .271
1885		Manning..... 37		Mulvey..... .269
1886		Fogarty..... 42	Mulvey..... 53	G. Wood..... .273
1887	Fogarty..... 102	Fogarty..... *82	Ferguson..... 85	Andrews..... .325
1888	Fogarty..... 58	Fogarty..... 53	Farrar..... 53	Farrar..... .244
1889	Fogarty..... *102	Fogarty..... 65	S. Thompson..... 111	S. Thompson..... .296
1890	Hamilton..... *102	Allen..... 87	S. Thompson..... 102	Hamilton..... .325
1891	Hamilton..... *115	Hamilton..... *102	S. Thompson..... 90	Hamilton..... *.340
1892	Hamilton..... 56	Connor..... 116	S. Thompson..... 104	Hamilton..... .330
1893	Hamilton..... 41	Allen..... 71	Delahanty..... *146	S. Thompson..... *.380
1894	Hamilton..... *99	Hamilton..... *126	S. Thompson..... 141	S. Thompson..... .404
1895	Hamilton..... *95	Hamilton..... #96	S. Thompson..... *165	Delahanty..... .399
1896	Delahanty..... 37	Delahanty..... 62	Delahanty..... *126	Delahanty..... .397
1897	Cooley..... 31	Delahanty/Nash..... 60	Lajoie..... 127	Delahanty..... .377
1898	Delahanty..... 58	Flick..... 86	Lajoie..... *127	Delahanty..... .334
1899	Thomas..... 42	Thomas..... 115	Delahanty..... *137	Delahanty..... *.408
1900	Thomas..... 37	Thomas..... *115	Flick..... *110	Flick..... .378
1901	Flick..... 30	Thomas..... *100	Delahanty..... 108	Delahanty..... .354
1902	Thomas..... 17	Thomas..... *107	S. Barry..... 57	S. Barry..... .287
1903	S. Barry..... 26	Thomas..... *107	Keister..... 63	Thomas..... .327
1904	Thomas..... 28	Thomas..... *102	Magee..... 57	Titus..... .294
1905	Magee..... 48	Thomas..... 93	Magee..... 98	Thomas..... .317
1906	Magee..... 55	Thomas..... *107	Magee..... 67	Magee..... .282
1907	Magee..... 46	Thomas..... *83	Magee..... *85	Magee..... .328
1908	Magee..... 40	Titus..... 53	Bransfield..... 71	Bransfield..... .304
1909	Magee..... 38	Titus..... 66	Magee..... 66	Bransfield..... .292
1910	Magee..... 49	Magee..... 94	Magee..... *123	Magee..... *.331
1911	Lobert..... 40	Knabe..... 94	Luderus..... 99	Luderus..... .301
1912	Paskert..... 36	Paskert..... 91	Magee..... 72	Paskert..... .315
1913	Lobert..... 41	Paskert..... 65	Cravath..... *128	Cravath..... .341
1914	Lobert..... 31	Cravath..... 83	Magee..... *103	Becker..... .325
1915	Whitted..... 24	Cravath..... *86	Cravath..... *115	Luderus..... .315
1916	Whitted..... 29	Bancroft..... 74	Cravath..... 70	Cravath..... .283
1917	Stock..... 25	Cravath..... 70	Cravath..... 83	Cravath/Whitted..... .280
1918	Stock..... 20	Bancroft/Cravath..... 54	Luderus..... 67	Luderus..... .288
1919	Meusel..... 24	Luderus..... 54	Meusel..... 59	Meusel..... .305
1920	C. Williams..... 18	Stengel..... 38	C. Williams..... 72	C. Williams..... .325
1921	Meusel..... 8	C. Williams..... 30	C. Williams..... 75	C. Williams..... .320
1922	Walker/Williams..... 11	C. Williams..... 74	C. Williams..... 92	Walker..... .337
1923	Walker..... 12	Sand..... 82	C. Williams..... 114	Tierney..... .317
1924	Harper..... 10	C. Williams..... 67	C. Williams..... 93	C. Williams..... .328
1925	Harper..... 10	Sand..... 64	Harper..... 97	Harper..... .349
1926	Huber..... 9	Sand..... 66	Leach..... 71	Leach..... .329
1927	F. Thompson..... 19	C. Williams..... 61	C. Williams..... 98	Leach/Wrightstone..... .306
1928	F. Thompson..... 19	Hurst..... 68	Whitney..... 103	Leach..... .304
1929	F. Thompson..... 16	Hurst..... 80	Klein..... 145	O'Doul..... *.398
1930	F. Thompson..... 7	O'Doul..... 63	Klein..... 170	Klein..... .386
1931	Hurst..... 8	Hurst..... 64	Klein..... *121	Klein..... .337
1932	Klein..... *20	Hurst..... 65	Hurst..... *143	Klein..... .348
1933	Fullis..... 18	Bartell/Klein..... 56	Klein..... *120	Klein..... *.368
1934	Bartell..... 13	Bartell..... 64	Moore..... 93	Moore..... .343
1935	Camilli..... 9	Camilli..... 65	Camilli..... 102	Moore..... .323
1936	Chiozza..... 17	Camilli..... 116	Camilli..... 102	Moore..... .328
1937	Scharein..... 13	Camilli..... 90	Camilli..... 80	Whitney..... .341
1938	Scharein..... 11	Mueller/Weintraub..... 64	Arnovich..... 72	Martin..... .298
1939	Arnovich..... 7	Arnovich..... 58	Arnovich..... 67	Arnovich..... .324
1940	Mahan..... 4	May..... 58	Rizzo..... 53	May..... .293
1941	Murtaugh..... *18	Etten..... 82	Etten..... 79	Etten..... .311
1942	Murtaugh..... 13	Etten..... 67	Litwhiler..... 56	Litwhiler..... .271
1943	Wasdell..... 6	Murtaugh..... 57	Northey..... 68	Dahlgren..... .287
1944	Lupien..... 18	Adams..... 74	Northey..... 104	Northey..... .288
1945	DiMaggio..... 12	DiMaggio..... 43	DiMaggio..... 84	Wasdell..... .300
1946	Hughes/Wyrostek..... 7	Wyrostek..... 70	Ennis..... 73	Ennis..... .313
1947	Walker..... 13	Wyrostek..... 61	Ennis..... 81	Walker..... *.363
1948	Ashburn..... *32	Ashburn..... 60	Ennis..... 95	Ashburn..... .333
1949	Ashburn..... 9	Seminick..... 69	Ennis..... 110	Ennis..... .302

\* League leader # Tied for league lead

# YEARLY BATTING LEADERS

YEAR	STOLEN BASES	WALKS	RBI	AVERAGE
1950	Ashburn..... 14	Seminick..... 68	Ennis..... *126	Ennis..... .311
1951	Ashburn..... 29	Ennis..... 68	Jones..... 81	Ashburn..... .344
1952	Ashburn..... 16	Ashburn..... 75	Ennis..... 107	Ennis/Waitkus... .289
1953	Ashburn..... 14	Jones..... 85	Ennis..... 125	Ashburn..... .330
1954	Ashburn..... 11	Ashburn..... *125	Ennis..... 119	Ashburn..... .313
1955	Ashburn..... 12	Ashburn..... 105	Ennis..... 120	Ashburn..... *.338
1956	Ashburn..... 10	Jones..... 92	Ennis/Lopata... 95	Ashburn..... .303
1957	Fernandez..... 18	Ashburn..... #94	Bouchee..... 76	Ashburn..... .297
1958	Ashburn..... 30	Ashburn..... *97	Anderson..... 97	Ashburn..... *.350
1959	Ashburn..... .9	Ashburn..... 79	Post..... 94	Bouchee..... .285
1960	Taylor..... 24	Del Greco..... 54	Herrera..... 71	Taylor..... .287
1961	Gonzalez..... 15	Callison..... 69	Demeter..... 68	Gonzalez..... .277
1962	Taylor..... 20	Dalrymple..... 70	Demeter..... 107	Demeter..... .307
1963	Taylor..... 23	Gonzalez..... 53	Demeter..... 83	Gonzalez..... .306
1964	Taylor..... 13	Allen..... 67	Callison..... 104	Allen..... .318
1965	Allen..... 15	Allen..... 74	Callison..... 101	Rojas..... .303
1966	White..... 16	Allen/White..... 68	Allen..... 110	Allen..... .317
1967	Allen..... 20	Allen..... 75	Allen..... 77	Gonzalez..... .339
1968	Taylor..... 22	Allen..... 74	Allen..... 90	Gonzalez..... .264
1969	Taylor..... 19	Allen/Briggs... 64	Allen..... 89	Allen..... .288
1970	Bowa..... 24	Johnson..... 72	Johnson..... 93	Taylor..... .301
1971	Bowa..... 28	Johnson..... 72	Montanez..... 99	McCarver..... .278
1972	Bowa..... 17	Montanez..... 58	Luzinski..... 68	Luzinski..... .281
1973	Bowa..... 10	Schmidt..... 62	Luzinski..... 97	Unser..... .289
1974	Bowa..... 39	Schmidt..... 106	Schmidt..... 116	Montanez..... .301
1975	Schmidt..... 29	Schmidt..... 101	Luzinski..... *120	Bowa/Cash..... .305
1976	Bow..... 30	Schmidt..... 100	Schmidt..... 107	Maddox..... .330
1977	McBride..... 36	Schmidt..... 104	Luzinski..... 130	Luzinski..... .309
1978	Maddox..... 33	Luzinski..... 100	Luzinski..... 101	Bowa..... .294
1979	Maddox..... 26	Schmidt..... *120	Schmidt..... 114	Rose..... .331
1980	Smith..... 33	Schmidt..... 89	Schmidt..... *121	McBride..... .309
1981	Smith..... 21	Schmidt..... *73	Schmidt..... *91	Rose..... .325
1982	Dernier..... 42	Schmidt..... *107	Schmidt..... 87	Diaz..... .288
1983	Dernier..... 35	Schmidt..... *128	Schmidt..... 109	Matthews..... .258
1984	Samuel..... 72	Schmidt..... 92	Schmidt..... #106	V. Hayes..... .292
1985	Samuel..... 53	Schmidt..... 87	Wilson..... 102	Schmidt..... .277
1986	Samuel..... 42	Schmidt..... 89	Schmidt..... *119	V. Hayes..... .305
1987	M. Thompson..... 46	V. Hayes..... 121	Schmidt..... 113	M. Thompson... .302
1988	Samuel..... 33	Jeltz..... 59	Samuel..... 67	M. Thompson... .288
1989	Dykstra..... 30	V. Hayes..... 101	V. Hayes..... 78	Herr..... .287
1990	Dykstra..... 33	Dykstra..... 89	V. Hayes..... 73	Dykstra..... .325
1991	Dykstra..... 24	Kruk..... 67	Kruk..... 92	Kruk..... .294
1992	Dykstra..... 30	Kruk..... 92	Daulton..... *109	Kruk..... .323
1993	Dykstra..... 37	Dykstra..... *129	Daulton..... 105	Kruk..... .316
1994	Dykstra..... 15	Dykstra..... 68	Daulton..... 56	Kruk..... .302
1995	Dykstra/Eisenreich... 10	Daulton..... 55	C. Hayes..... 85	Jefferies..... .306
1996	Morandini..... 26	Zeile..... 67	Santiago..... 85	Eisenreich..... .361
1997	Morandini/Rolen... 16	Rolen..... 76	Rolen..... 92	Morandini..... .295
1998	Glanville..... 23	Rolen..... 93	Rolen..... 110	Abreu..... .312
1999	Glanville..... 34	Abreu..... 109	Brogna..... 102	Abreu..... .335
2000	Glanville..... 31	Abreu..... 100	Rolen..... 89	Abreu..... .316
2001	Rollins..... #46	Abreu..... 106	Abreu..... 110	Anderson..... .293
2002	Abreu/Rollins..... 31	Abreu..... 104	Burrell..... 116	Abreu..... .308
2003	Abreu..... 22	Thome..... 111	Thome..... 131	Lieberthal..... .313
2004	Abreu..... 40	Abreu..... 127	Abreu/Thome... 105	Abreu..... .301
2005	Rollins..... 41	Abreu..... 117	Burrell..... 117	Utley..... .291
2006	Rollins..... 36	Howard..... 108	Howard..... *149	Howard..... .313
2007	Rollins..... 41	Burrell..... 114	Howard..... 136	Utley..... .332
2008	Rollins..... 47	Burrell..... 102	Howard..... *146	Victorino..... .293
2009	Rollins..... 31	Werth..... 91	Howard..... #141	Victorino..... .292
2010	Victorino..... 34	Werth..... 82	Howard..... 108	Polanco..... .298
2011	Rollins..... 30	Howard..... 75	Howard..... 116	Victorino..... .279
2012	Pierre..... 37	Rollins..... 62	Rollins/Ruiz... 68	Rollins..... .250
2013	Revere/Rollins..... 22	Rollins..... 59	Brown..... 83	Utley..... .284
2014	Revere..... 49	Howard..... 67	Howard..... 95	Revere..... .306
2015	Revere..... 24	Hernández..... 40	Howard..... 77	Herrera..... .297
2016	Herrera..... 25	Hernández..... 66	Franco..... 88	Hernández..... .294
2017	Hernández..... 15	Hernández..... 61	Franco..... 76	Hernández..... .294

\* League leader # Tied for league lead

HITTING

# STOLEN BASES

TEAM				INDIVIDUAL (Pct.)					
ATT	SB	CS	PCT	Year	Player	ATT	SB	CS	PCT
91	63	28	.692	1951	Richie Ashburn	35	29	6	.829
101	60	41	.594	1952	Richie Ashburn	27	16	11	.593
63	42	21	.667	1953	Richie Ashburn	20	14	6	.700
57	30	27	.526	1954	Richie Ashburn	19	11	8	.579
76	44	32	.579	1955	Richie Ashburn	32	12	10	.545
68	45	23	.662	1956	Richie Ashburn	11	10	1	.909
83	57	26	.687	1957	Chico Fernandez	23	18	5	.783
84	51	33	.607	1958	Richie Ashburn	42	30	12	.714
85	39	46	.459	1959	Richie Ashburn	20	9	11	.450
93	45	48	.484	1960	Tony Taylor	37	26	11	.703
86	56	30	.651	1961	Tony Gonzalez	20	15	5	.750
121	79	42	.653	1962	Tony Taylor	29	20	9	.690
95	56	39	.589	1963	Tony Taylor	32	23	9	.719
65	30	35	.462	1964	Tony Taylor	20	13	7	.650
78	46	32	.590	1965	Dick Allen	17	15	2	.882
98	56	42	.571	1966	Bill White	22	16	6	.727
141	79	62	.560	1967	Dick Allen	25	20	5	.800
109	58	51	.532	1968	Tony Taylor	27	22	5	.815
122	73	49	.598	1969	Tony Taylor	29	19	10	.655
136	72	64	.529	1970	Larry Bowa	36	24	12	.667
102	63	39	.618	1971	Larry Bowa	39	28	11	.718
92	42	50	.457	1972	Larry Bowa	26	17	9	.654
86	41	45	.477	1973	Larry Bowa	16	10	6	.625
98	51	47	.520	1974	Larry Bowa	50	39	11	.780
173	115	58	.665	1975	Mike Schmidt	41	29	12	.707
183	126	57	.689	1976	Larry Bowa	38	30	8	.789
197	127	70	.645	1977	Larry Bowa	35	32	3	.914
203	135	68	.665	1978	Garry Maddox	40	33	7	.825
210	152	58	.724	1979	Garry Maddox	39	26	13	.667
204	128	76	.627	1980	Lonnie Smith	46	33	13	.717
212	140	62	.660	1981	Lonnie Smith	31	21	10	.677
151	103	48	.682	1982	Bob Dernier	54	42	12	.778
204	128	76	.627	1983	Bob Dernier	42	35	7	.833
246	186	60	.756	1984	Juan Samuel	87	72	15	.809

## MOST BY TWO TEAMMATES

120	1984	–	Juan Samuel (72), Von Hayes (48)
83	2008	–	Jimmy Rollins (47), Shane Victorino (36)
82	2001	–	Jimmy Rollins (46), Bobby Abreu (36)
81	1987	–	Milt Thompson (46), Juan Samuel (35)
80	1910	–	Sherry Magee (49), Johnny Bates (31)
78	2007	–	Jimmy Rollins (41), Shane Victorino (37)
77	2014	–	Ben Revere (49), Jimmy Rollins (28)

## MOST BY THREE TEAMMATES

147	1984	–	Juan Samuel (72), Von Hayes (48), Jeff Stone (27)
110	2001	–	Jimmy Rollins (46), Bobby Abreu (36), Doug Glanville (28)
106	1900	–	Roy Thomas (37), Elmer Flick (35), Jimmy Slagle (34)
105	1910	–	Sherry Magee (49), Johnny Bates (31), Eddie Grant (25)

# STOLEN BASES

TEAM				INDIVIDUAL (Pct.)					
ATT	SB	CS	PCT	Year	Player	ATT	SB	CS	PCT
173	122	51	.705	1985	Juan Samuel	72	53	19	.736
212	153	59	.722	1986	Milt Thompson	23	19	4	.826
160	111	49	.694	1987	Milt Thompson	56	46	10	.821
161	112	49	.696	1988	Juan Samuel	43	33	10	.767
156	106	50	.679	1989	Von Hayes	35	28	7	.800
143	108	35	.755	1990	Lenny Dykstra	38	33	5	.868
122	92	30	.754	1991	Lenny Dykstra	28	24	4	.857
158	127	31	.804	1992	Lenny Dykstra	35	30	5	.857
123	91	32	.740	1993	Lenny Dykstra	49	37	12	.755
91	67	24	.736	1994	Lenny Dykstra	19	15	4	.789
97	72	25	.742	1995	Jim Eisenreich	10	10	0	1.000
158	117	41	.741	1996	Mickey Morandini	31	26	5	.838
148	92	56	.622	1997	Rico Brogna	15	12	3	.800
142	97	45	.683	1998	Doug Glanville	29	23	6	.793
160	125	35	.781	1999	Doug Glanville	36	34	2	.944
132	102	30	.773	2000	Doug Glanville	39	31	8	.795
200	153	47	.765	2001	Jimmy Rollins	54	46	8	.852
147	104	43	.727	2002	Bobby Abreu	43	31	12	.721
101	72	29	.713	2003	Marlon Byrd	11	10	1	.917
127	100	27	.787	2004	Bobby Abreu	45	40	5	.889
108	82	26	.759	2005	Kenny Lofton	25	22	3	.880
117	92	25	.786	2006	Jimmy Rollins	40	36	4	.900
157	138	19	.879	2007	Michael Bourn	19	18	1	.947
161	136	25	.845	2008	Jayson Werth	21	20	1	.952
147	119	28	.810	2009	Chase Utley	23	23	0	1.000
129	108	21	.837	2010	Jimmy Rollins	18	17	1	.944
120	96	24	.800	2011	Shane Victorino	22	19	3	.864
139	116	23	.835	2012	Jimmy Rollins	35	30	5	.857
102	73	29	.716	2013	Jimmy Rollins	28	22	6	.786
135	109	26	.807	2014	Chase Utley	11	10	1	.909
120	88	32	.733	2015	Ben Revere	29	24	5	.828
141	96	45	.681	2016	Odúbel Herrera	32	25	7	.781
84	59	25	.702	2017	César Hernández	20	15	5	.750

## SEASON LEADERS BY POSITION

Pos.	Player	SB	Year
P	Johnny Lush	6	1906
C	Red Dooin	20	1908
1B	Kitty Bransfield	30	1908
2B	Juan Samuel	72	1984
SS	Jimmy Rollins	47	2008
3B	Hans Lobert	41	1913
LF	Sherry Magee	55	1906
CF	Ben Revere	49	2014
RF	Bobby Abreu	40	2004

## MOST STEALS, ONE GAME

- 11 7/12/1906 at STL (Sherry Magee 4, Kid Gleason 2, Red Dooin, Mickey Doolan, Johnny Lush, Roy Thomas and John Titus 1)
- 10 8/31/1906 vs NYG (Sherry Magee 4, Kitty Bransfield, Mickey Doolan, Kid Gleason, Paul Sentelle, Roy Thomas and John Titus 1)

## MOST PLAYERS WITH 20 STEALS

- 6 1908 – Sherry Magee, Kitty Bransfield, Eddie Grant, Otto Knabe, John Titus, Red Dooin
- 4 1900 – Roy Thomas, Elmer Flick, Jimmy Slagle, Nap Lajoie
- 1901 – Elmer Flick, Ed Delahanty, Roy Thomas, Monte Cross
- 1909 – Sherry Magee, Eddie Grant, John Titus, Johnny Bates
- 1910 – Sherry Magee, Johnny Bates, Eddie Grant, John Titus
- 1911 – Hans Lobert, Dode Paskert, Otto Knabe, Sherry Magee
- 1916 – Possum Whitted, Dode Paskert, Milt Stock, Bert Niehoff
- 1979 – Garry Maddox, Bake McBride, Larry Bowa, Pete Rose
- 2009 – Jimmy Rollins, Shane Victorino, Chase Utley, Jayson Werth

# RUNS, HITS - GAME

Since 1900

## MOST RUNS, GAME

### PHILLIES

Runs	Opponent	Date
26	vs NYM	6/11/1985
23	at PIT	7/13/1900
23	at CHI	8/25/1922
23*	at CHI	5/17/1979
22	vs CIN	7/6/2009
21	vs CIN	5/15/1911
21	vs CIN	9/14/1920
21	vs CHI	7/3/1999
20	at CIN	5/11/1900
20	vs CHI	9/6/1900
20	vs STL	5/11/1923
20	vs COL	5/26/2008
20	at STL	6/13/2008
19	vs CIN	6/24/1901
19	vs PIT	5/11/1911
19	at CIN	5/22/1937
19	at LAD	9/12/1961
19	vs CHI	6/23/1986
18	13 times; last: at ATL	9/9/2003

### OPPONENTS

Runs	Opponent	Date
28	vs STL	7/6/1929
26	at CHI	8/25/1922
24	at CIN	5/13/1902
24	vs NYG	9/2/1925
23	vs STL	9/16/1926
23	vs NYG	7/11/1931
22	vs NYG	6/1/1923
22	at BKN	9/6/1930
22	vs BKN	9/23/1939
22*	at CHI	5/17/1979
22	vs CIN	9/4/1999
21	vs CIN	7/13/1923
21	vs CIN	8/11/1926
21	at CIN	6/5/1929
21	at CHI	6/23/1930
21	vs NYG	8/4/1934
21	vs CIN	5/9/1937
21	at CHI	5/5/1938

## MOST RUNS, SHUTOUT GAME

### PHILLIES

Runs	Opponent	Date
18	at PIT	7/11/1910
18	at CIN	8/10/1930
18	vs CIN	7/14/1934 (gm 1)
17	at PIT	5/20/1951
16	vs HOU	9/10/1963
15	at BOS	7/3/1928
15	at NYG	5/22/1936
14	vs STL	6/13/1922
14	vs FLA	9/16/2003
13	vs BOS	9/5/1910
13	at BOS	9/8/1913
13	at CHI	6/12/1915
13	at CHI	5/16/1979
13	at MTL	6/19/1994
13	vs NYM	8/14/2006

### OPPONENTS

Runs	Opponent	Date
17	at NYM	9/25/2016
16	vs CHI	5/4/1929
15	vs NYG	4/30/1918
15	vs CHI	6/12/1935
15	vs CHI	9/26/1944
15	at BKN	8/16/1952
14	vs BKN	7/4/1942
14	vs STL	8/6/1980
14	at CHI	9/27/1981
13	at PIT	8/8/1911
13	at NYG	9/4/1920
13	vs PIT	7/4/1945
13	at MTL	8/17/1977
13	vs SF	6/1/2007

## MOST HITS, GAME

### PHILLIES

Hits	Opponent	Date
27	vs PIT	7/23/1930
27	vs NYM	6/11/1985
26	at CHI	8/25/1922
26	at LAD	7/17/2007
25	vs CIN	6/24/1901
24*	at CHI	4/17/1976
24*	at CHI	5/17/1979
24*	at LAD	5/19/1990
23	nine times	

### OPPONENTS

Hits	Opponent	Date
30	vs NYG	9/2/1925 (gm 2)
28	at CIN	5/13/1902
28	vs STL	7/6/1929 (gm 2)
28	vs NYG	7/11/1931
27	vs PIT	8/8/1922
27	vs BKN	9/23/1939
26	vs NYG	7/10/1930
26	vs STL	9/23/1930
26*	at CHI	5/17/1979

\* Extra-inning game

# BIG INNINGS

## MOST RUNS, INNING – SORTED BY RUNS

### PHILLIES

Runs	Inning	Opponent	Date
13	4th	at CIN	4/13/2003
12	6th	vs CHI (gm 1)	7/21/1923
12	1st	vs WSH	4/8/2017
11	2nd	vs CIN (gm 1)	7/14/1934
11	7th	at SF	7/15/1972
11	3rd	at STL	9/24/1981
11	8th	at MIL	9/22/1999
10	9th	at CLE (gm 1)	7/4/1891
10	5th	at PIT (gm 1)	7/20/1938
10	7th	at BOS (gm 1)	6/20/1943
10	8th	vs NYG (gm 2)	9/4/1944
10	1st	vs NYG	8/13/1948
10	8th	vs CIN	6/2/1949
10	3rd	vs CIN	6/15/1962
10	1st	vs CHI	8/5/1975
10	8th	at SF	8/21/1984
10	1st	vs MTL	6/2/2002
10	9th	at FLA	9/17/2005
10	1st	vs CIN	7/6/2009

### OPPONENTS

Runs	Inning	Opponent	Date
14	4th	at CHI	8/25/1922
12	3rd	vs STL (gm 1)	9/16/1926
12	6th	vs CHI (gm 2)	8/21/1935
12	8th	at CHI	5/5/1938
12	8th	vs BKN	5/24/1953
12	8th	vs HOU	5/31/1975
11	9th	vs NYG (gm 2)	8/4/1934
11	7th	at CHI (gm 1)	5/5/1946
11	2nd	at ARI	8/11/2015
10	2nd	at CHI	8/25/1922
10	1st	vs STL (gm 2)	7/6/1929
10	5th	vs STL (gm 2)	7/6/1929
10	3rd	vs NYG	7/10/1930
10	5th	vs CHI (gm 1)	6/13/1937
10	5th	vs CIN	8/3/1969
10	7th	at HOU	6/11/1974
10	1st	vs PIT	6/8/1989

## MOST RUNS, INNING – SORTED BY INNING

### PHILLIES

Runs	Date	Inning
12	4/8/2017 vs WSH	1st
11	7/14/1934 vs CIN (gm 1)	2nd
11	9/24/1981 at STL	3rd
13	4/13/2003 at CIN	4th
10	7/20/1938 at PIT (gm 1)	5th
12	7/21/1923 vs CHI (gm 1)	6th
11	7/15/1972 at SF	7th
11	9/22/1999 at MIL	8th
10	7/4/1891 at CLE (gm 1)	9th
10	9/17/2005 at FLA	9th
5	9/16/1930 vs PIT	10th
5	5/6/1960 at LAD	10th
5	8/22/2004 at MIL	10th
6	5/31/1967 at LAD	11th
4	9/17/1989 vs STL (gm 1)	12th
4	5/15/2009 at WSH	12th
5	6/16/2014 at ATL	13th
5	8/19/1916 at CIN	14th
3	7/21/1956 at MIL	15th
3	6/28/1961 vs SF	15th
3	8/11/1980 at CHI	15th
3	9/29/1980 vs CHI	15th
1	Several times; last: 8/6/2002 at SD	16th
3	6/27/2003 at BAL	17th
2	9/15/1950 vs CIN (gm 2)	18th
3	4/30/1919 vs BKN	19th
2	7/7/1993 vs LAD	20th

### OPPONENTS

Runs	Date
10	7/6/1929 vs STL (gm 2)
10	5/22/1934 vs PIT
10	6/8/1989 vs PIT
11	8/11/2015 at ARI
12	9/16/1926 vs STL (gm 1)
14	8/25/1922 at CHI
10	7/6/1929 vs STL (gm 2)
10	6/13/1937 vs CHI (gm 1)
10	8/3/1969 vs CIN
12	8/21/1935 vs CHI (gm 2)
11	5/5/1946 at CHI (gm 1)
12	5/5/1938 at CHI
12	5/24/1953 vs BKN (none out)
12	5/31/1975 vs HOU
11	8/4/1934 vs NYG (gm 2)
9	8/24/1947 vs CIN (gm 1)
9	5/28/1995 vs SD
7	6/10/1984 vs PIT
7	6/20/2017 vs STL
7	5/8/1949 vs CIN (gm 1)
3	5/15/1946 vs CHI
3	6/12/2009 vs BOS
5	5/9/1970 vs LAD
5	8/26/1919 vs CIN (gm 2)
2	8/24/2010 vs HOU
5	9/13/1974 vs STL
5	8/24/13 vs ARI
3	4/30/1919 vs BKN



# INDIVIDUAL BATTING RECORDS

Since 1900; 9 innings, unless indicated

KEY: (ML) Major League record; (MLT) Major League record tied; (NL) Nat'l League record; (NLT) Nat'l League record tied.

## MOST YEARS

**Career**—18, Mike Schmidt

## MOST GAMES

**Season**—163, Pete Rose, 1979

**Rookie**—162, Dick Allen, 1964 (NLT)

**Career**—2,404, Mike Schmidt

**Consecutive**—730, Richie Ashburn, 7/7/50-ended with 1955 opener; 533, Fred Luderus, 6/12/1916-ended with 1920 opener

## MOST AT-BATS

**Inning**—Unknown (ML record: 3, several times)

**Game**—7, Russ Wrightstone, 8/25/1922 vs CHI; Rick Schu, 6/11/1985 vs NYM; Juan Samuel, 6/11/1985 vs NYM; Jimmy Rollins, 7/15/2006 at SF; Shane Victorino, 7/17/2007 at LAD and 6/13/2008 at STL (MLT)

**Extra-inning game**—10, Del Ennis, 9/15/1950 (gm 2) vs CIN (19 inn.); Dave Bancroft, 4/30/1919 vs BKN (20 inn.)

**Season**—716, Jimmy Rollins, 2007 (ML)

**Rookie**—701, Juan Samuel, 1984 (ML)

**Career**—8,628, Jimmy Rollins

**No hits, pitcher, season**—31, Don Carman, 1986; 30, Rick Wise, 1966

## MOST RUNS SCORED

**Inning**—2, held by many; last: Michael Saunders, 4/8/2017 vs WSH, 1st (NLT)

**Game**—5, John Titus, 6/4/1912 vs PIT; Denny Sothorn, 6/6/1930 vs CIN; Lou Chiozza, 4/19/1935 vs NYG; Don Demeter, 9/12/1961 at LAD; John Kruk, 8/10/1989 at CHI; Mariano Duncan, 5/3/1992 at SF; Jimmy Rollins, 8/2/2006 at STL; Shane Victorino, 7/6/2009 vs CIN

**Season**—158, Chuck Klein, 1930 (NL)

**Rookie**—125, Dick Allen, 1964

**Career**—1,506, Mike Schmidt

**Consecutive game streak**—15, Lenny Dykstra, 1993

## MOST HITS

**Inning**—2, held by many; last: Tommy Joseph, 4/8/2017 vs WSH, 1st (NLT)

**Game**—6, Connie Ryan, 4/16/1953 at PIT (4 1B, 2 2B)

**First game**—4, Edwin Freed, 9/11/1942 vs CIN (1B, 2 2B, 3B) (MLT)

**Season**—254, Lefty O'Doul, 1929 (LH) (NLT); 213, Dave Cash, 1975 (RH)

**Rookie**—201, Dick Allen, 1964

**Career**—2,306, Jimmy Rollins

**Consecutive hits**—9, Dick Sisler, 1950; Eddie Waitkus, 1950; Dave Philley, 1958-59; Jayson Werth, 2007

**Consecutive pinch-hits**—9, Dave Philley, 1958-59 (NL)

**Consecutive game hit streak**—38, Jimmy Rollins, 2005-06

**Consecutive game hit streak, single season**—36, Jimmy Rollins, 2005

**Consecutive game hit streak, rookie**—23, Goldie Rapp, 1921; Richie Ashburn, 1948

## MOST SINGLES

**Inning**—2, held by many; last: Tommy Joseph, 4/8/2017 vs WSH, 1st (MLT)

**Game**—5, 23 times; last: Juan Pierre, 9/20/2012 at NYM

**Season**—181, Lefty O'Doul, 1929 & Richie Ashburn, 1951 (LH); 167, Dave Cash, 1974 (RH)

**Rookie**—134, Fresco Thompson, 1927 (RH); 131, Richie Ashburn, 1948 (LH)

**Career**—1,811, Richie Ashburn

## MOST DOUBLES

**Inning**—2, Rick Schu, 10/3/1985, 3rd, at MTL (MLT)

**Game**—4, Gavvy Cravath, 8/8/1915 at CIN and 6/23/1919 vs BOS; Denny Sothorn, 6/6/1930 vs CIN; Dick Bartell (consecutive), 4/25/1933 vs BOS; Willie Jones (consecutive), 4/20/1949 at BOS (MLT)

**Season**—59, Chuck Klein, 1930 (LH); 48, Dick Bartell, 1932 (RH)

**Rookie**—39, Kiddo Davis, 1932

**Career**—479, Jimmy Rollins

## MOST TRIPLES

**Inning**—1, held by many (ML record: 2, held by 5 players)

**Game**—3, Harry Wolverton, 7/13/1900 at PIT (MLT)

**Season**—20, Jimmy Rollins, 2007

**Rookie**—19, Juan Samuel, 1984

**Career**—127, Sherry Magee

## MOST HOME RUNS

**Inning**—2, Andy Seminick, 6/2/1949 vs CIN, 8th; Von Hayes, 6/11/1985 vs NYM, 1st (MLT)

**Game**—3, 21 times, last: Jayson Werth, 5/16/2008 vs TOR

**Extra-inning game**—4, Chuck Klein, 7/10/1936 at PIT (10 inn.); Mike Schmidt, 4/17/1976 at CHI (10 inn.) (consecutive) (MLT)

**Game, pitcher**—2, Jack Knight, 6/24/1926 (gm 1), at NYG; Phil Collins, 7/22/1930 vs PIT; Rick Wise, 6/23/1971 at CIN and 8/28/1971 vs SF; Larry Christenson, 9/5/1976 vs NYM; Randy Lerch, 9/30/1978 at PIT; Robert Person, 6/2/2002 vs MTL; Randy Wolf, 8/11/2004 vs COL

**Consecutive games**—5, Dick Allen, 1969; Mike Schmidt, 1979; Bobby Abreu, 2005; Chase Utley, 2008 (twice); Rhys Hoskins, 2017

**Consecutive games, pitcher**—4, Ken Brett, 6/9-13-18-23/1973 (ML)

**3 consecutive games**—6, Mike Schmidt, 4/17-18-20/1976

**4 consecutive games**—7, Mike Schmidt, 4/17-18-20-21/1976

**5 consecutive games**—7, Mike Schmidt, 7/6-7-8-9-10/1979

**First ML at-bat**—Emmett Mueller, 4/19/1938 vs BKN; Eddie Sanicki, 9/14/1949 at PIT; Ricky Jordan, 7/17/1988 vs HOU; Marlon Anderson, 9/8/1998 vs NYM

**Season**—58, Ryan Howard, 2006 (LH); 48, Mike Schmidt, 1980 (RH)

**Rookie**—30, Willie Montanez, 1971 (LH); 29, Dick Allen, 1964 (RH)

**Career**—548, Mike Schmidt

**At home, season**—29, Chuck Klein, 1932; Ryan Howard, 2006

**On road, season**—29, Mike Schmidt, 1979; Ryan Howard, 2006

**At home, career**—265, Mike Schmidt

**On road, career**—283, Mike Schmidt

**Grand slams, game**—1, held by many; last: Aaron Altherr, 9/18/2017 vs LAD

**Grand slams, extra-inning game**—10 players; last: John Mayberry Jr., 6/4/2013 vs MIA (11th inn.), 7-3 W

**Grand slams, pitcher, game**—1, 11 times, last: Robert Person, 6/2/2002 vs MTL (Chen)

**Grand slams, season**—4, Vince DiMaggio, 1945

**Grand slams, career**—15, Ryan Howard

**Multi-HR games, season**—7, Dick Allen, 1968 (RH); Ryan Howard, 2006 (LH); Chase Utley, 2006 (LH)

**Home runs in consecutive at-bats**—4, Deron Johnson, 7/10 (1) & 7/11/1971 (3) vs MTL; Mike Schmidt, 4/17/1976 at CHI (10 inn.); Mike Schmidt, 7/6 (1) & 7/7/1979 (3) vs SF; Benito Santiago, 9/14 (1) & 9/15/1996 (3) at CHI (MLT)

# INDIVIDUAL BATTING RECORDS

**Home runs, 1st two batters, game**—Juan Samuel & Von Hayes, 7/29/1984 vs MTL (Gullickson); Gary Redus & Juan Samuel, 7/7/1986 vs ATL (Palmer); Lenny Dykstra & Mickey Morandini, 4/16/1996 at MTL (Paniagua); Jimmy Rollins & Placido Polanco, 9/9/2004 at ATL (Ortiz); Jimmy Rollins & Wil Nieves, 5/18/2014 vs CIN

**Home runs from both sides of the plate, game**—Steve Jeltz, 6/8/1989 vs PIT; Tomas Perez, 7/24/2001 vs MTL; Jimmy Rollins, 8/12/2006 vs CIN & 7/20/2011 at CHI; Freddy Galvis, 6/4/2017 vs SF

**Winning 1-0, extra-inning game**—1, held by two: Ron Northey, 6/22/1944 at BOS, 1st game, 15th & Juan Samuel, 8/20/1986 at SF, 10th

## MOST EXTRA-BASE HITS

**Inning**—2, held by many; last: Chase Utley, 5/2/2010 vs NYM, 4th (2B, HR) (MLT)

**Game**—4, held by several; last: Ryan Howard, 6/18/2010 vs MIN (2B, 3B, 2 HR)

**Season**—107, Chuck Klein, 1930 (LH) (NLT); 88, Jimmy Rollins, 2007 (SW); 81, Mike Schmidt, 1980 (RH)

## MOST TOTAL BASES

**Inning**—8, Andy Seminick, 6/2/1949, 8th, vs CIN; Von Hayes, 6/11/1985, 1st, vs NYM (MLT)

**Game**—13, John Moore, 7/22/1936; Don Demeter, 9/12/1961; Johnny Callison, 6/6/1965 at CHI (gm 2); Mike Lieberthal, 8/10/2002 at LA; Ryan Howard, 9/3/2006 vs ATL (gm 1) and 6/18/2010 vs MIN

**Extra-inning game**—17, Mike Schmidt, 4/17/1976 at CHI (10 inn.)

**Season**—445, Chuck Klein, 1930 (LH); 380, Jimmy Rollins, 2007 (SW); 352, Dick Allen, 1964 (RH)

**Rookie**—352, Dick Allen, 1964

**Career**—4,404, Mike Schmidt

## MOST RUNS BATTED IN

**Inning**—5, Von Hayes, 6/11/1985 vs NYM, 1st; Bobby Abreu, 7/24/2003 at CHI, 6th; Chase Utley, 9/2/2010 at COL, 7th

**Two consecutive innings**—7, Del Ennis, 7/27/1950 vs CHI, 7th/8th; Jayson Werth, 5/16/2008 vs TOR, 2nd/3rd

**Game**—8, Kitty Bransfield, 7/11/1910 at PIT; Gavvy Cravath, 8/8/1915 at CIN; Willie Jones, 8/20/1958 at STL; Mike Schmidt, 4/17/1976 at CHI (10 inn.); Jayson Werth, 5/16/2008 vs TOR

**Consecutive RBI games**—10, Pinky Whitney, 1931; Bobby Abreu, 2005

**Season**—170, Chuck Klein, 1930 (LH); 130, Greg Luzinski, 1977 (RH)

**Rookie**—103, Pinky Whitney, 1928

**Career**—1,595, Mike Schmidt

## MOST SACRIFICE HITS

**Game**—3, done 15 times; last: Cliff Lee, 5/11/2013 at ARI (NL record: 4, held by 3)

**Season**—43, Kid Gleason, 1905 (RH) (NL)

## MOST SACRIFICE FLIES

**Game**—2, held by several; last: Chase Utley, 9/3/2014 at ATL

**Season**—13, Willie Montanez, 1971 (LH); Mike Schmidt, 1980 (RH)

**Rookie**—13, Willie Montanez, 1971 (MLT)

**Career**—108, Mike Schmidt

## MOST WALKS

**Inning**—2, held by many; last: Tommy Joseph, 5/9/2017 vs SEA, 4th (MLT)

**Game**—5, Dick Allen, 8/16/1968 vs SF; Von Hayes, 6/6/1990 at STL; Ryan Howard, 7/30/2006 vs FLA (gm 1) (NLT)

**Extra-inning game**—5, Andy Seminick, 9/30/1951 vs BKN (14 inn.); Richie Ashburn, 7/16/1954 at CIN (gm 1) (10 inn.)

**Doubleheader**—6, Clay Dalrymple, 7/4/1967 vs HOU (19 inn.) (NLT)

**Season**—129, Lenny Dykstra, 1993 (LH); 128, Mike Schmidt, 1983 (RH)

**Rookie**—84, Ed Bouchee, 1957

**Career**—1,507, Mike Schmidt

## MOST INTENTIONAL WALKS (since 1955)

**Inning**—1, held by many

**Game**—3, done 7 times; last: Ryan Howard, 4/14/2007 vs HOU

**Season**—37, Ryan Howard, 2006

**Rookie**—14, Willie Montanez, 1971 (NL)

**Career**—201, Mike Schmidt

## MOST HIT BY PITCH

**Inning**—1, held by many (ML record: 2, held by 4 players)

**Game**—3, Chase Utley, 4/8/2008 at NYM

**Season**—27, Chase Utley, 2008 (LH)

## MOST STRIKEOUTS

**Inning**—2, Joe Oeschger, 8/26/1917, 3rd; Cole Hamels, 9/8/2011 at MIL, 6th (MLT); Rhys Hoskins, 10/1/2017 vs NYM (4th)

**Game**—5, Dick Allen, 6/28/1964 at STL (gm 1); Larry Hisle, 5/28/1970 at MTL; Scott Rolen, 8/23/1999 vs SD (MLT); Darren Daulton, 4/16/1991 at CHI (13 inn.); Jim Thome, 7/2/2004 vs BAL (16 inn.); Pat Burrell, 9/16/2008 at ATL; Ryan Howard, 8/24/2010 vs HOU (16 inn.); Roman Quinn, 9/24/2016 at NYM; Odúbel Herrera, 5/25/2017 vs COL (11 inn.)

**Consecutive**—9, Wayne Twitchell, 1973 (pitcher)

**Season**—199, Ryan Howard, 2007 & 2008 (LH); 185, Marlon Byrd, 2014 (RH)

**Rookie**—168, Juan Samuel, 1984

**Fewest, season**—8, Emil Verban, 1947

**Career**—1,883, Mike Schmidt

## MOST STOLEN BASES

**Inning**—Unknown (ML record: 3, held by many)

**Game**—4, Sherry Magee, 7/12/1906 at STL and 8/31/1906 vs NYG; Garry Maddox, 5/29/1978 vs PIT; Jayson Werth, 5/12/2009 vs LAD

**Consecutive, single season**—35, Jimmy Rollins, 2001

**Consecutive, multi-season**—39, Jimmy Rollins, 2007-08

**2nd, 3rd, home, inning**—Sherry Magee, 7/12/1906 at STL, 9th; Pete Rose, 5/11/1980 at CIN, 7th; Jayson Werth, 5/12/2009 vs LAD, 7th

**Steal of home, game**—2, Sherry Magee, 7/20/1912 at CHI (MLT)

**Season**—72, Juan Samuel, 1984

**Rookie**—72, Juan Samuel, 1984

**Career**—453, Jimmy Rollins

## HIGHEST BATTING AVERAGE

**Season**—.398, Lefty O'Doul, 1929

**Rookie**—.333, Richie Ashburn, 1948

**Career**—.326, Chuck Klein

## HIGHEST SLUGGING PERCENTAGE

**Season**—.687, Chuck Klein, 1930

**Rookie**—.557, Dick Allen, 1964

**Career**—.553, Chuck Klein (LH); .531, Dick Allen (RH)

## MOST GROUNDED INTO DOUBLE PLAYS (since 1933)

**Game**—3, Roy Hughes, 9/5/1939 vs NYG; Richie Ashburn, 6/28/1959 vs SF; Mike Anderson, 7/14/74 vs SF; Johnny Estrada, 5/30/2001 at NYM; Ryan Howard, 4/10/2009 at COL; Placido Polanco, 6/25/2010 at TOR

**Season**—25, Del Ennis, 1950; Ted Sizemore, 1977

**Fewest, season**—1, Richie Ashburn, 1948;

David Dellucci, 2006

# TEAM BATTING RECORDS

Since 1900; 9 innings, unless indicated

KEY: (ML) Major League record; (MLT) Major League record tied; (NL) Nat'l League record; (NLT) Nat'l League record tied.

## MOST GAMES

**Season**—163, 1979; 1983; 1989

## PLAYERS

**Most, season**—54, 1996

**Fewest, season**—23, 1915

## MOST AT-BATS

**Plate appearances, inning**—Unknown (NL record: 21)

**Plate appearances, game**—66, 8/25/1922 vs CHI (MLT); 77, vs CIN, 5/25/2011 (19 inn.)

**Game**—69, 7/7/1993 vs LA (20 inn.); 53, 8/25/1922 vs CHI

**Season**—5,688 in 2007 (162 games); 5,667 in 1930 (156 games) (ML record for less than 162 games)

## MOST RUNS

**Inning**—13, 4/13/2003 at CIN, 4th

**Inning, opponent**—14, 8/25/1922 at CHI, 4th

**Consecutive scoreless innings**—42.0, 5/18-25/1983

**Game**—26, 6/11/1985 vs NYM; W 26-7

**Game, opponent**—28, STL at PHI 6, 7/6/1929 (gm 2) (NL)

**Opening game**—19, 4/19/1900 vs BOS (10 inn.); W 19-17 (NL)

**Shutout game**—PHI 18, PIT 0, 7/11/1910; PHI 18, CIN 0, 8/10/1930; PHI 18, CIN 0, 7/14/1934

**Shutout game, opponent**—NYM 17, PHI 0, 9/25/2016

**Most players scoring run, game**—13, at CHI, 8/25/1922

**Season**—944 in 1930 (156 games)

**Fewest, season**—394 in 1942 (151 games)

## MOST HITS

**Inning**—Unknown (ML record: 16, CIN vs HOU, 8/3/1989, 1st)

**Game**—27, 6/11/1985 vs NYM

**Game, opponent**—30, 9/2/1925 vs NYG (gm 2)

**Consecutive, start of game, none out**—8, 8/5/1975 vs CHI (MLT)

**Season**—1,783 in 1930 (156 games) (ML)

**Fewest, season**—1,113 in 1907 (149 games)

## MOST SINGLES

**Inning**—Unknown (ML record: 12, CIN vs HOU, 8/3/1989, 1st) (PHI had 9, 9/20/2012 at NYM)

**Game**—21, 7/25/1900 vs CIN

**Season**—1,268 in 1930 (156 games)

## MOST DOUBLES

**Inning**—Unknown (ML record: 7, BOS vs STL, 8/25/1936 (gm 1), 1st)

**Game**—11, vs CHI, 6/23/1986 (since 1917)

**Season**—345 in 1930 (156 games)

## MOST TRIPLES

**Inning**—Unknown (NL record: 4, many times)

**Game**—5, 8/2/1986 vs CHI (since 1917)

**Season**—82 in 1900 (141 games) and 1905 (155 games)

## MOST HOME RUNS

**Inning**—5, 6/2/1949 vs CIN, 8th; Andy Seminick 2, Willie Jones, Schoolboy Rowe, Del Ennis (MLT)

—4, 8/17/1985 at CHI, 7th; Juan Samuel, Glenn Wilson, Mike Schmidt (Von Hayes strikes out), Darren Daulton

**Game**—7, 9/8/1998 vs NYM

**Game, opponent**—9, 9/4/1999 vs CIN

**Most consecutive games, one home run**—18 in 2008

**Most consecutive games, no home run**—30 in 1918

**Season, total**—224 in 2009 (162 games)

**Season, home**—116 in 2007

**Grand slams, inning**—1, many times (ML record: 2, done 7 times)

**Grand slams, game**—2, 4/28/1921 vs BOS (Ralph Miller, Lee Meadows); 8/18/1997 vs SF (Billy McMillon, Mike Lieberthal); 9/9/2003 at ATL (Tomas Perez, Jason Michaels) (MLT); 4/27/2009 vs WSH (Ryan Howard and Raúl Ibañez)

**Grand slams, season**—11 in 2009

## MOST EXTRA-BASE HITS

**Inning**—7, 6/2/1949 vs CIN, 8th inn.; 7/6/1986 vs CIN, 3rd inn. (MLT)

**Game**—15, 6/23/1986 vs CHI (NLT)

**Game, opponent**—15, 8/24/2015 vs NYM

## MOST TOTAL BASES

**Inning**—26, 6/2/1949 vs CIN, 8th (5 HR, 1 3B, 1 2B, 1 1B)

**Game**—46, 7/17/2007 at LAD

**Game, extra innings**—48, 5/17/1979 at CHI (10 inn.)

**Game, opponent**—51, 8/24/2015 vs NYM

**Season**—2,605 in 2007 (162 games); 2,594 in 1930 (156 games)

## MOST RUNS BATTED IN

**Inning**—Unknown (NL record: 15, BKN vs CIN, 5/21/1952, 1st) (Phils had 13 at CIN, 4/13/2003, 4th)

**Game**—25, 6/11/1985 vs NYM

**Season**—884 in 1930 (156 games)

## MOST SACRIFICE HITS

**Inning**—3, 9/23/1967 vs LA, 7th (MLT)

**Game**—6, done 4 times; last: 8/19/1922 at STL

**Season**—Unknown (ML record: 231, CHI, 1906)

## MOST SACRIFICE FLIES

**Inning**—2, many times; last: 6/27/2017 at SEA, 5th

**Game**—3, many times; last: 7/19/2017 at MIA

**Season**—74 in 1977 (162 games)

## MOST WALKS

**Inning**—Unknown (NL record: 9, CIN vs CHI, 4/24/1957, 5th) (PHI had 7 at CIN, 4/13/2003, 4th)

**Game**—14, 7/6/1918 at CIN

**Game, extra innings**—18, 7/2/2004 vs BAL (16 inn.) (NL)

**Season**—665 in 1993 (162 games); 652 in 1955 (154 games)

## MOST INTENTIONAL WALKS

**Inning**—Unknown (ML record: 3, many times) (PHI had 2 many times; last: 6/8/2008 at ATL, 9th)

**Game**—5, done 5 times; last: 6/2/1988 vs STL

**Season**—101 in 1967

## MOST LEFT ON BASE

**Inning**—3, many times

**Game**—20, 9/4/1922 vs BKN and 8/14/1990 vs SF

**Doubleheader**—29, 5/15/1955 vs MIL (NLT)

**Game, no runs scored**—14, 9/22/1971 vs MTL

**Season**—1,295 in 2007

**Fewest, season**—991 in 1920 (153 games)

## MOST HIT BY PITCH

**Inning**—3, 5/15/1960 vs CIN (gm 1), 8th; 8/31/2007 at FLA, 2nd (MLT)

**Game**—4, 9/14/1904 at BKN; 5/15/1960 at CIN (gm 1); 9/21/2016 vs CWS

**Season**—95 in 2006 (162 games)

**Fewest, season**—9 in 1939 (152 games) (NLT)

## TEAM BATTING RECORDS

### MOST STRIKEOUTS

**Inning**—4, Wes Covington, Tony Gonzalez, Dick Stuart, Clay Dalrymple, 4/17/1965, 2nd, vs LAD's Don Drysdale; Greg Dobbs, Jimmy Rollins, Shane Victorino, Ryan Howard, 6/21/2008, 8th, vs LAA's Scot Shields (MLT)

**Game**—19, 10/6/1991 vs NYM (David Cone); 20, 8/24/2013 vs ARI (18 inn.)

**Season**—1,417 in 2017 (162 games)

**Fewest, season**—452, in 1924 (152 games)

### MOST STOLEN BASES

**Inning**—8, 7/7/1919 vs NYG (gm 1), 9th (MLT)

**Game**—10, 8/31/1906 vs NYG

**Season**—205 in 1900

### MOST GROUNDED INTO DOUBLE PLAYS

**Game**—6, 5/17/2003 at HOU

**Season**—144 in 1950 (157 games)

**Fewest, season**—90, in 2009 (162 games)

### HIGHEST BATTING AVERAGE

**Season**—.315 in 1930 (156 games)

### LOWEST BATTING AVERAGE

**Season**—.232 in 1942 (151 games)

### HIGHEST SLUGGING PERCENTAGE

**Season**—.467 in 1929 (154 games)

### LOWEST SLUGGING PERCENTAGE

**Season**—.305 in 1907 (149 games)

### HIGHEST ON-BASE PERCENTAGE

**Season**—.376 in 1929

### LOWEST ON-BASE PERCENTAGE

**Season**—.289 in 1942

## PINCH-HITTING RECORDS

KEY: (ML) Major League record; (MLT) Major League record tied; (NL) Nat'l League record; (NLT) Nat'l League record tied.

### INDIVIDUAL RECORDS

#### MOST AT-BATS

**Season**—74, Ross Gload, 2011

**Rookie**—61, Jeff Grotewold, 1992

**Career**—461, Greg Gross

#### MOST HITS

**Season**—22, Greg Dobbs, 2008

**Consecutive, season**—8, Dave Philley, 9/9-28/1958 (MLT)

**Consecutive**—9, Dave Philley, 9/9-28/1958, 4/16/1959 (ML)

**Rookie**—16, Mike Rogodzinski, 1973

**Career**—117, Greg Gross

#### MOST DOUBLES

**3 consecutive games**—3, Doug Clemens, 6/5-6-7/1967 (NLT)

#### MOST HOME RUNS

**Season**—5, Gene Freese, 1959; Matt Stairs, 2009

**Consecutive, season**—3, Del Unser, 6/30; 7/5; 7/10 in 1979 (MLT)

**Rookie**—3, Len Matuszek, 1984; Dave Hollins, 1990; Jeff Grotewold, 1992

**Career**—9, Cy Williams

**Grand slams, game**—1, held by 21 players, last: Ty Kelly, 8/19/2017 at SF (Gearrin)

**Grand slams, season**—2, Davey Johnson, 4/30/1978 and 6/3/1978 (MLT)

**Grand slam, pitcher**—Schoolboy Rowe, 5/2/1943 (MLT)

#### MOST RUNS BATTED IN

**Season**—18, Greg Dobbs, 2007 (since 1950)

#### MOST WALKS

**Season**—16, Harry McCurdy, 1933; Matt Stairs, 2009

**Career**—82, Greg Gross

### TEAM RECORDS

#### MOST PINCH-HITTERS USED

**Inning**—5, 4/30/1961 vs STL, 8th

**Game**—8, 10/1/1991 vs CHI (13-inn. game); (PHI had 6 vs MTL, 10/1/1999)

**Season**—27 in 1996

#### MOST PINCH AT-BATS

**Game**—Unknown

**Season**—290, in 1984 (since 1950)

#### MOST PINCH HITS

**Inning**—4, 9/12/1974 vs PIT, 8th (MLT)

**Game**—Unknown (ML record: 6, BKN vs PHL, 9/9/1926) (PHI had 4, 7/26/1998 vs FLA)

**Season**—70, in 1984 (since 1950)

#### MOST PINCH HOME RUNS

**Inning**—1, many times; last: Cameron Perkins, 9/14/2017 vs MIA, 8th

**Game**—2, 6/2/1928 vs STL; 8/13/1958 vs PIT (MLT)

**Season**—11 in 1958

#### MOST PINCH RBI

**Game**—Unknown (AL & NL record not available)

**Season**—64 in 1958 (since 1950)

#### MOST PINCH WALKS

**Inning**—3, 7/18/1997 vs PIT, 6th (MLT)

**Season**—Unknown (since 1991 - 37 in 2000)

#### MOST PINCH STRIKEOUTS

**Inning**—3, 7/6/1970 vs PIT, 9th; 7/1/1997 at BAL, 9th (MLT)

**Game**—4, 9/16/1960 vs MIL; 9/7/1989 vs CHI; 9/10/2011 at MIL

#### HIGHEST PINCH-HITTING AVERAGE

**Season**—.308 in 1958 (since 1950)

#### LOWEST PINCH-HITTING AVERAGE

**Season**—.157 in 2016 (since 1950)

## HITTING STREAKS

38	Jimmy Rollins, 2005-06 (SW) #	20	Pancho Herrera, 1960 ^ +
36	Jimmy Rollins, 2005 (SW) *	20	Garry Maddox, 1978
35	Chase Utley, 2006 (LH) *	19	Gavvy Cravath, 1917 *
31	Ed Delahanty, 1899 *	19	Pinky Whitney, 1928
27	Billy Hamilton, 1894 (LH)	19	Mickey Haslin, 1935
26	Chuck Klein, 1930 (LH) *	19	Del Ennis, 1947
26	Chuck Klein, 1930 (LH) *	19	John Kruk, 1989 (LH)
25	Chuck Klein, 1929 (LH)	19	Chase Utley, 2007 (LH)
24	Willie Montanez, 1974 (LH) *	18	Gene Paulette, 1920
23	Goldie Rapp, 1921 (SW) ^ +	18	Irish Meusel, 1921
23	Johnny Moore, 1934 (LH)	18	Pinky Whitney, 1931
23	Richie Ashburn, 1948 (LH) ^ +	18	Richie Ashburn, 1955 (LH)
23	Willie Jones, 1949-50 #	18	Willie Jones, 1956
23	Pete Rose, 1979 (SW) *	18	Larry Bowa, 1970 (SW) +
23	Lonnie Smith, 1981 ^ +	18	Larry Bowa, 1981 (SW)
23	Lenny Dykstra, 1990 (LH) *	18	Ricky Jordan, 1988 +
22	Chuck Klein, 1931 (LH) *	18	Mariano Duncan, 1993
22	Chick Fullis, 1933	18	Doug Glanville, 1998
21	Irish Meusel, 1920	18	Raúl Ibañez, 2010 (LH)
21	Cotton Tierney, 1923	17	Pinky Whitney, 1930
21	Danny Litwhiler, 1940 ^ +	17	Chuck Klein, 1931 (LH)
21	Pete Rose, 1982 (SW)	17	Richie Ashburn, 1950 (LH)
21	Odúbel Herrera, 2017 (LH) *	17	Mel Clark, 1952 +
20	Gene Paulette, 1920	17	Del Ennis, 1955
20	Nelson Hawks, 1925 (LH)	17	Tony Gonzalez, 1962 (LH)
20	Fresco Thompson, 1929	17	Mike Schmidt, 1979
20	Chuck Klein, 1932 (LH)	17	Pete Rose, 1981 (SW)
20	Ethan Allen, 1935	17	Juan Samuel, 1988
20	Richie Ashburn, 1951 (LH)	17	Bobby Abreu, 2002 (LH)

\* Led league  
 ^ Tied for league lead  
 + Rookie  
 # Over two seasons

### TOP HITTING PHILLIES PITCHERS (Minimum 40 AB)

Pitcher	Year	Avg	H-AB
Phil Weinert	1923	.322	19-59
Oscar Judd	1946	.316	25-79
Lee Meadows	1922	.314	27-86
Al Orth	1900	.310	40-129
Dennis Cook	1990	.310	13-42
Harvey Haddix	1957	.309	21-68
Schoolboy Rowe	1943	.300	36-120
Les Sweetland	1929	.292	26-89
Steve Carlton	1978	.291	25-86
Jack Scott	1927	.289	33-114
Brad Hogg	1919	.283	17-60
Dick Ruthven	1978	.283	15-53
Claude Passeau	1936	.282	22-78
Al Orth	1901	.281	36-128
Les Sweetland	1930	.281	16-57
Chief Bender	1916	.279	12-43
Schoolboy Rowe	1947	.278	22-79
Herm Wehmeier	1955	.278	20-72
Bucky Walters	1937	.277	38-137
Hal Carlson	1924	.276	21-76
Doc White	1901	.276	27-98

# PITCHING



# PHILLIES CAREER PITCHING TOP 10

## GAMES

Roberts	529
Carlton (LH)	499
Madson	491
McGraw (LH)	463
Short (LH)	459
Reed	458
Cormier (LH)	363
Farrell	359
Alexander	338
Baldschun	333

## GAMES STARTED

Carlton (LH)	499
Roberts	472
Short (LH)	301
Hamels (LH)	294
Alexander	280
Simmons (LH)	263
Schilling	226
Christenson	220
Bunning	208
Ruthven	198
Sparks	198

## COMPLETE GAMES

Roberts	272
Alexander	219
Carlton (LH)	185
Ferguson	165
Duggleby	156
Sparks	150
Taylor	150
Orth	149
Carsey	142
Fraser	133
Gleason	133

## SHUTOUTS

Alexander	61
Carlton (LH)	39
Roberts	35
Short (LH)	24
Bunning	23
Sparks	18
Simmons (LH)	18
McQuillan	17
Moore	17
Duggleby	16

## ERA

(min. 1,000 IP, since 1912)

Alexander	2.12
Mayer	2.81
Rixey (LH)	2.83
Bunning	2.93
Carlton (LH)	3.09
Hamels (LH)	3.30
Schilling	3.35
Short (LH)	3.38
Roberts	3.46
Wise	3.60

## WINS

Carlton (LH)	241
Roberts	234
Alexander	190
Short (LH)	132
Simmons (LH)	115
Hamels (LH)	114
Schilling	101
Ferguson	99
Orth	98
Carsey	95
Sparks	95
Taylor	95

## LOSSES

Roberts	199
Carlton (LH)	161
Short (LH)	127
Simmons (LH)	110
Rixey (LH)	103
Duggleby	99
Ring	98
Sparks	95
Alexander	91
Hamels (LH)	90

## SAVES

Papelbon	123
Mesa	112
Bedrosian	103
Williams (LH)	102
Lidge	100
McGraw (LH)	94
Reed	90
Botallico	78
Wagner (LH)	59
Holland (LH)	55

## INNINGS PITCHED

Roberts	3,739.1
Carlton (LH)	3,697.1
Alexander	2,513.2
Short (LH)	2,253.0
Simmons (LH)	1,939.2
Hamels (LH)	1,930.0
Sparks	1,698.0
Duggleby	1,684.0
Schilling	1,659.1
Rixey (LH)	1,604.0

## WINNING PCT

(min. 200 decisions)

Alexander	.676
Donahue	.612
Ferguson	.607
Carlton (LH)	.600
Buffinton	.598
Orth	.594
Carsey	.579
Taylor	.576
Weyhing	.568
Hamels (LH)	.559

## HITS ALLOWED

Roberts	3,661
Carlton (LH)	3,224
Alexander	2,141
Short (LH)	2,129
Simmons (LH)	1,865
Carsey	1,812
Taylor	1,800
Duggleby	1,791
Hamels (LH)	1,717
Orth	1,687

## RUNS ALLOWED

Roberts	1,591
Carlton (LH)	1,454
Carsey	1,082
Taylor	1,052
Short (LH)	949
Simmons (LH)	919
Ring	896
Duggleby	825
Orth	816
Alexander	812

## EARNED RUNS ALLOWED

Roberts	1,437
Carlton (LH)	1,270
Short (LH)	845
Simmons (LH)	789
Carsey	771
Taylor	726
Ring	723
Hamels (LH)	707
P. Collins	642
Schilling	617

## STRIKEOUTS

Carlton (LH)	3,031
Roberts	1,871
Hamels (LH)	1,844
Short (LH)	1,585
Schilling	1,554
Alexander	1,409
Bunning	1,197
Simmons (LH)	1,052
Myers	986
Wolf (LH)	971

## WALKS

Carlton (LH)	1,252
Short (LH)	762
Simmons (LH)	718
Roberts	718
Ring	636
Alexander	561
Carsey	536
E. Moore	518
Hamels (LH)	492
Gleason	482

## GAMES FINISHED

McGraw (LH)	313
Reed	255
Farrell	244
Baldschun	214
Papelbon	204
Konstanty	203
Botallico	192
Bedrosian	188
Mesa	183
Williams (LH)	173

## RELIEF APPEARANCES

Madson	473
McGraw (LH)	460
Reed	449
Cormier (LH)	363
Farrell	357
Baldschun	333
Botallico	330
Konstanty	291
Tekulve	291
Gomes	288

## RELIEF INNINGS

Reed	763.0
McGraw (LH)	708.0
Farrell	595.2
Baldschun	543.1
Madson	539.0
Konstanty	529.2
Garber	392.2
Botallico	370.0
Tekulve	367.1
Betts	362.1

## RELIEF WINS

Reed	54
McGraw (LH)	49
Farrell	47
Konstanty	40
Baldschun	39
Madson	39
Garber	33
Cormier (LH)	28
Gomes	27
Tekulve	24

## RELIEF STRIKEOUTS

Reed	519
Madson	486
McGraw (LH)	483
Baldschun	420
Farrell	402
Botallico	361
Bastardo (LH)	305
Garber	290
Meyer	286
Gomes	252
Papelbon	252

# PHILLIES SEASON PITCHING TOP 10

## GAMES

Tekulve, 1987	90
Cormier, 2004	84
Geary, 2006	81
Romero, 2008	81
Madson, 2009	79
<b>NERIS, 2016</b>	<b>79</b>
Madson, 2005	78
Worrell, 2004	77
West, 1993	76
Spradlin, 1997	76
Madson, 2008	76

## GAMES STARTED

Coleman, 1883	61
Gleason, 1890	55
Daily, 1885	50
Weyhing, 1892	49
Ferguson, 1884	47
Buffinton, 1888	46
Vickery, 1890	46
Ferguson, 1885	45
Ferguson, 1886	45
Casey, 1887	45
Alexander, 1916	45

## COMPLETE GAMES

Coleman, 1883	59
Gleason, 1890	54
Daily, 1885	49
Ferguson, 1884	46
Weyhing, 1892	46
Ferguson, 1885	45
Ferguson, 1886	43
Casey, 1887	43
Buffinton, 1888	43
Vickery, 1890	41
Gleason, 1891	40

## SHUTOUTS

Alexander, 1916	16
Alexander, 1915	12
Alexander, 1913	9
Sanders, 1888	8
Alexander, 1917	8
Carlton, 1972	8
McQuillan, 1908	7
Alexander, 1911	7
Bunning, 1965	7
13 with	6

## ERA

(since 1912)

Alexander, 1915	1.22
Alexander, 1916	1.55
Alexander, 1917	1.84
Rixey, 1916	1.85
Carlton, 1972	1.98
Short, 1964	2.20
Rixey, 1917	2.27
Bunning, 1967	2.29
Meadows, 1919	2.34
Schilling, 1992	2.35

## WINS

Gleason, 1890	37
Alexander, 1916	33
Weyhing, 1892	32
Alexander, 1915	31
Ferguson, 1886	30
Alexander, 1917	30
Casey, 1887	28
Buffinton, 1888	28
Buffinton, 1889	28
Alexander, 1911	28
Roberts, 1952	28

## LOSSES

Coleman, 1883	48
Ferguson, 1884	25
Gleason, 1891	24
Fraser, 1904	24
Daily, 1885	23
Rixey, 1920	22
Mulcahy, 1940	22
Roberts, 1957	22
Weyhing, 1892	21
Rixey, 1917	21
Scott, 1927	21
Walters, 1936	21

## SAVES

Mesa, 2002	45
Williams, 1993	43
Mesa, 2001	42
Lidge, 2008	41
Bedrosian, 1987	40
Papelbon, 2014	39
Wagner, 2005	38
Papelbon, 2012	38
Gómez, 2016	37
Bottalico, 1996	34
Bottalico, 1997	34
Gordon, 2006	34

## INNINGS PITCHED

Coleman, 1883	538.0
Gleason, 1890	506.0
Weyhing, 1892	470.0
Daily, 1885	440.0
Gleason, 1891	418.0
Ferguson, 1884	417.0
Ferguson, 1885	405.0
Buffinton, 1888	400.0
Ferguson, 1886	396.0
Casey, 1887	390.0
Alexander, 1916	390.0

## WINNING PCT

(min. 15 decisions)

Orth, 1899	.813
Roberts, 1952	.800
Greene, 1993	.800
Ferguson, 1886	.769
Carlton, 1981	.765
Christenson, 1977	.760
Denny, 1983	.760
Halladay, 2011	.760
Donahue, 1899	.759
Alexander, 1915	.756

## HITS ALLOWED

Coleman, 1883	772
Gleason, 1890	479
Carsey, 1895	460
Taylor, 1896	459
Ferguson, 1884	443
Gleason, 1891	431
Weyhing, 1892	411
Sanders, 1889	406
Vickery, 1890	405
Taylor, 1895	403

## RUNS ALLOWED

Coleman, 1883	510
Ferguson, 1884	297
Taylor, 1896	282
Carsey, 1895	274
Gleason, 1890	253
Vickery, 1890	250
Gleason, 1891	237
Weyhing, 1893	235
Taylor, 1895	233
Carsey, 1893	229
Carsey, 1894	229

## EARNED RUNS ALLOWED

(since 1912)

Roberts, 1956	147
Benge, 1930	143
Sweetland, 1930	143
Passeau, 1937	141
Benge, 1929	139
Mulcahy, 1938	137
Willoughby, 1929	136
Scott, 1927	132
Ring, 1923	131
Ring, 1925	131

## STRIKEOUTS

Schilling, 1997	319
Carlton, 1972	310
Schilling, 1998	300
Carlton, 1980	286
Carlton, 1982	286
Carlton, 1983	275
Bunning, 1965	268
Bunning, 1967	253
Bunning, 1966	252
Alexander, 1915	241

## WALKS

Vickery, 1890	184
Weyhing, 1892	168
Gleason, 1890	167
Gleason, 1891	165
Moore, 1911	165
Weyhing, 1893	145
Carlton, 1974	136
Seaton, 1913	135
Alexander, 1911	129
DeJesus, 1991	128

## GAMES FINISHED

Wagner, 2005	70
Mesa, 2002	64
Papelbon, 2012	64
Konstanty, 1950	62
Holland, 1984	61
Bottalico, 1997	61
Lidge, 2008	61
McDowell, 1990	60
Williams, 1991	60
Mesa, 2001	59
Gómez, 2016	59

## RELIEF APPEARANCES

Tekulve, 1987	90
Cormier, 2004	84
Geary, 2006	81
Romero, 2008	81
Madson, 2009	79
<b>NERIS, 2016</b>	<b>79</b>
Madson, 2005	78
Worrell, 2004	77
West, 1993	76
Spradlin, 1997	76
Madson, 2008	76

## RELIEF INNINGS

Karl, 1945	164.2
Konstanty, 1950	152.0
Selma, 1970	134.1
Baldschun, 1964	118.1
Baldschun, 1963	113.2
Baldschun, 1962	112.2
Reed, 1977	111.0
Konstanty, 1951	110.2
Garber, 1975	110.0
Tekulve, 1986	110.0

## RELIEF WINS

Konstanty, 1950	16
Reed, 1979	13
Baldschun, 1962	12
Parrett, 1989	12
Williams, 1991	12
Baldschun, 1963	11
Tekulve, 1986	11
Farrell, 1957	10
Farrell, 1960	10
Garber, 1975	10

## RELIEF STRIKEOUTS

Selma, 1970	153
<b>NERIS, 2016</b>	<b>102</b>
Holland, 1983	100
Diekman, 2014	100
Parrett, 1989	98
Baldschun, 1964	96
Baldschun, 1962	95
Garber, 1976	92
Lidge, 2008	92
Papelbon, 2012	92



## NO-HITTERS/ONE-HITTERS

### NO-HITTERS BY PHILLIES (13)

Date	Pitcher	Opponent	Score	Date	Pitcher(s)	Opponent	Score
8/29/1885	Charles Ferguson	vs Providence	1-0	5/23/1991	Tommy Greene	at Montreal	2-0
7/8/1898	Red Donahue	vs Boston	5-0	4/27/2003	Kevin Millwood	vs San Francisco	1-0
9/18/1903	Charles Fraser	at Chicago	10-0	5/29/2010*	Roy Halladay	at Florida	1-0
5/1/1906	Johnny Lush (LH)	at Brooklyn	6-0	10/6/2010#	Roy Halladay	vs Cincinnati	4-0
6/21/1964*	Jim Bunning	at New York	6-0	9/1/2014+	Cole Hamels (LH), Jake Diekman (LH), Ken Giles,		
6/23/1971	Rick Wise	at Cincinnati	4-0		Jonathan Papelbon	at Atlanta	7-0
8/15/1990	Terry Mulholland (LH)	vs San Francisco	6-0	7/25/2015	Cole Hamels (LH)	at Chicago	5-0

\* Perfect game; # Postseason; + Combined

### NO-HITTERS VS PHILLIES (22)

Date	Pitcher	Opponent	Score	Date	Pitcher	Opponent	Score
7/12/1900	Noodles Hahn (LH)	at Cincinnati	4-0	8/18/1960	Lew Burdette	at Milwaukee	1-0
9/26/1906*	Lefty Leifield (LH)	vs Pittsburgh	8-0	9/16/1960	Warren Spahn (LH)	at Milwaukee	4-0
7/4/1908	Hooks Wiltse (LH)	at New York	1-0	5/17/1963	Don Nottebart	at Houston	4-1
9/6/1912	Charles Tesreau	vs New York	3-0	6/4/1964	Sandy Koufax (LH)	vs Los Angeles	3-0
9/9/1914	George Davis	at Boston	7-0	7/29/1968	George Culver	vs Cincinnati	6-1
5/7/1922	Jesse Barnes	at New York	6-0	4/17/1969	Bill Stoneman	vs Montreal	7-0
9/13/1925	Dazzy Vance	at Brooklyn	10-1	7/20/1970	Bill Singer	at Los Angeles	5-0
6/22/1944*	Jim Tobin	at Boston	7-0	4/16/1972	Burt Hooton	at Chicago	4-0
6/12/1954	Jim Wilson	at Milwaukee	2-0	4/16/1978	Bob Forsch	at St. Louis	5-0
9/25/1956	Sal Maglie	at Brooklyn	5-0	9/24/1988*	Pascual Perez	vs Montreal	1-0
6/12/1959*	Mike McCormick	at San Francisco	3-0	5/25/2014	Josh Beckett	vs Los Angeles	6-0

\* Less than nine innings

### ONE-HITTERS BY PHILLIES

One-Hitters	Pitcher
6	Grover Alexander
5	Steve Carlton
3	Robin Roberts
2	Frank Corridon, Tully Sparks
1	Chief Bender, Jim Bunning, Bill Burns, Don Carman, George Chalmers, Bubba Church, Phil Collins, Ray Culp, Chick Fraser, Ken Heintzelman, Tom Hughes, Larry Jackson, Johnny Lush, Art Mahaffey, George McQuillan, Russ Meyer, Earl Moore, Lew Moren, David Palmer, Togie Pittinger, Dick Ruthven, Charley Schanz, Curt Schilling, Curt Simmons, Rick Wise, Randy Wolf
Combined (10):	Earl Moore & Bert Humphries; Joe Bowman & Claude Passeau; Russ Meyer & Jim Konstanty; Steve Carlton & Tug McGraw; Tom Hume & Kent Tekulve; Don Carman & Steve Bedrosian; Marvin Freeman & Kent Tekulve; Jamie Moyer, Ryan Madson & J.C. Romero; Cole Hamels, Ryan Madson, J.C. Romero, Chad Durbin & Brad Lidge; Roy Oswalt, Ryan Madson & Brad Lidge

## SHUTOUTS

### THREE OR MORE CONSECUTIVE SHUTOUTS

4	Grover Alexander, 1911	3	Grover Alexander, 1916	3	Robin Roberts, 1950	3	Cliff Lee, 2011
	9/7 1-0 vs BOS		8/9 1-0 vs CIN		7/22 2-0 at CIN		6/16 3-0 vs FLA
	9/13 2-0 vs BKN		8/14 8-0 vs NYG		7/25 1-0 vs CHI		6/22 4-0 at STL
	9/17 6-0 at CIN		8/18 3-0 at CIN		7/30 10-0 vs PIT		6/28 5-0 vs BOS
	9/21 4-0 at CHI						

### DOUBLEHEADER SHUTOUTS

Date	Pitcher	Opponent	Scores	Date	Pitchers	Opponent	Scores
9/26/1912	Alexander/Seaton	Brooklyn	7-0/11-0	5/20/1943	Fuchs/Gerheuser	Chicago	2-0/2-0
9/5/1913	Seaton/Alexander	Boston	1-0/0-0	7/25/1950	Church/Roberts	Chicago	7-0/1-0
9/1/1916	Alexander/Rixey	Brooklyn	3-0/6-0	8/27/1951	Thompson/K. Johnson	Cincinnati	2-0/3-0
7/21/1935	C. Davis/Bowman	Cincinnati	4-0/2-0	4/23/1961	Sullivan/Mahaffey	Chicago	1-0/6-0

# MISCELLANEOUS PITCHING RECORDS

## PITCHERS WITH .500 OR BETTER WINNING PCT.

(Minimum 100 Decisions)

Pitcher	Years	W-L	Pct.
Grover Alexander	1911-17; 30	190-91	.676
Charlie Ferguson	1884-87	99-64	.607
Red Donahue	1898-1901	74-48	.607
Charlie Buffinton	1887-1889	77-50	.606
Steve Carlton	1972-86	241-161	.600
Al Orth	1895-1901	98-71	.580
Gus Weyhing	1892-95	71-53	.573
Kid Carsey	1892-97	94-71	.570
Curt Schilling	1992-2000	101-78	.564
Cole Hamels	2006-15	114-90	.559
Jim Lonborg	1973-79	75-60	.556
Jack Taylor	1892-97	96-77	.555
Erskine Mayer	1912-18	76-61	.555
Shane Rawley	1984-88	59-48	.551
Dan Casey	1886-89	72-59	.550
Jim Bunning	1964-67; 70-71	89-73	.549
Frank Corridon	1904-05; 07-09	59-49	.546
Dick Ruthven	1973-75; 78-83	78-65	.545
Robin Roberts	1948-61	234-199	.540
Larry Christenson	1973-83	83-71	.539
Brett Myers	2002-09	73-63	.537
Randy Wolf	1999-2006	69-60	.535
Kid Gleason	1888-91	78-70	.527
George McQuillan	1907-10; 15-16	54-49	.524
Terry Mulholland	1989-93	62-57	.521
Kyle Kendrick	2007-14	74-68	.521
Curt Simmons	1947-50; 52-60	115-109	.513
Earl Moore	1908-13	67-64	.511
Chris Short	1959-72	132-127	.510
Don Carman	1983-90	53-52	.505

## BEST WIN-LOSS DIFFERENTIAL

+21	Charlie Ferguson	1886	30-9
	Kid Gleason	1890	38-17
	Grover Alexander	1915	31-10
	Grover Alexander	1916	33-12
	Robin Roberts	1952	28-7
+17	Grover Alexander	1917	30-13
	Steve Carlton	1972	27-10
+15	Dan Casey	1887	28-13
	Grover Alexander	1911	28-13
	Tom Seaton	1913	27-12
	Steve Carlton	1980	24-9
+14	Tully Sparks	1907	22-8
	Grover Alexander	1913	22-8
+13	Red Donahue	1899	21-8
	Steve Carlton	1976	20-7
	Steve Carlton	1977	23-10
	Larry Christenson	1977	19-6
	John Denny	1983	19-6
	Roy Halladay	2011	19-6
+12	Charlie Ferguson	1887	22-10
	Charlie Buffinton	1889	28-16
	Jack Taylor	1895	26-14
	Grover Alexander	1914	27-15
	Eppa Rixey	1916	22-10
	Steve Carlton	1982	23-11
	Tommy Greene	1993	16-4
+11	Gus Weyhing	1892	32-21
	Al Orth	1899	14-3
	Jack Sanford	1957	19-8
	Jim Bunning	1964	19-8
	Roy Halladay	2010	21-10
	Cole Hamels	2012	17-6
+10	Jack Taylor	1894	23-13
	Wiley Piatt	1898	24-14
	Jim Bunning	1965	19-9
	Cole Hamels	2007	15-5

## CONSECUTIVE COMPLETE GAMES

9 straight – 1938  
 8 straight – 1952  
 7 straight – 1932, 1940, 1943, 1946  
 6 straight – 1939, 1952  
 5 straight – 1933, 1934, 1935, 1938 (twice), 1939, 1940, 1947, 1953 (4 times), 1955, 1959, 1966, 1972, 1973 (twice)

## MOST 20-WIN SEASONS

Alexander	6
Roberts	6
Carlton (LH)	5
Ferguson	4
Buffinton	3
Taylor	3

## 10 OR MORE WINS, MOST CONSECUTIVE SEASONS

13	Steve Carlton (LH)	1972-84
12	Robin Roberts	1949-60
7	Grover Alexander	1911-17
6	Cole Hamels (LH)	2007-12

## MISCELLANEOUS PITCHING RECORDS

### MOST STRIKEOUTS, PHILLIES PITCHERS

Ks	Pitcher	Date	Opponent
18	Chris Short (LH)	10/2/1965	at NYM (15 inn.)
17	Art Mahaffey	4/23/1961	vs CHI
16	Steve Carlton (LH)	6/9/1982	vs CHI
16	Curt Schilling	9/1/1997	vs NYY
16	Cliff Lee (LH)	5/6/2011	vs ATL
16	Vince Velasquez	4/14/2016	vs SD
15	Steve Carlton (LH)	9/16/1981	at NYM
15	Curt Schilling	7/21/1997	vs PIT
15	Curt Schilling	4/5/1998	at ATL
15	Cole Hamels (LH)	4/21/2007	at CIN
14	Si Johnson	4/22/1941	at BOS
14	Chris Short (LH)	9/13/1963	vs LAD
14	Jim Bunning	6/7/1966	vs CIN
14	Steve Carlton (LH)	4/25/1972	at SF
14	Steve Carlton (LH)	8/21/1977	vs HOU
14	Steve Carlton (LH)	9/9/1977	vs STL
14	Steve Carlton (LH)	7/8/1979	vs SF
14	Steve Carlton (LH)	9/21/1982	at STL
14	Terry Mulholland (LH)	6/4/1993	vs COL
14	Curt Schilling	8/20/1998 (gm 1)	vs ARI
14	Roy Halladay	4/24/2011	vs SD
14	Roy Halladay	8/16/2011	vs ARI
14	Cliff Lee (LH)	9/16/2013	vs MIA

### MOST STRIKEOUTS, OPPOSING PITCHERS

Ks	Pitcher	Date	Opponent
19	David Cone	10/6/1991	vs NYM
16	Sandy Koufax (LH)	6/22/1959	at LAD
16	Sandy Koufax (LH)	5/26/1962	at LAD
16	Bob Veale (LH)	6/1/1965	at PIT
16	Sandy Koufax (LH)	7/27/1966	at LA (11 inn.)
16	Steve Carlton (LH)	9/20/1967	vs STL
16	Steve Carlton (LH)	5/21/1970	vs STL
16	Bob Gibson	5/23/1970	vs STL
16	Dwight Gooden	9/17/1984	vs NYM

### 40 WINS BY A DUO, ONE SEASON

55	1916 – Grover Alexander (33) and Eppa Rixey, LH (22)
52	1915 – Grover Alexander (31) and Erskine Mayer (21)
49	1913 – Tom Seaton (27) and Grover Alexander (22)
48	1914 – Grover Alexander (27) and Erskine Mayer (21)
46	1917 – Grover Alexander (30) and Joe Oeschger/Eppa Rixey, LH (16)
43	1911 – Grover Alexander (28) and Earl Moore (15)
42	1952 – Robin Roberts (28) and Karl Drews/Curt Simmons, LH (14)
	1977 – Steve Carlton, LH (23) and Larry Christenson (19)
41	1901 – Red Donahue (21) and Al Orth (20)
	1905 – Togie Pittinger (23) and Bill Duggleby (18)
	1980 – Steve Carlton, LH (24) and Dick Ruthven (17)
40	1907 – Tully Sparks (22) and Frank Corridon (18)

### 10 STRIKEOUTS OR MORE, GAME (Since 1900)

# of Games	Pitchers
70	Steve Carlton
48	Curt Schilling
29	Cole Hamels
25	Jim Bunning
22	Cliff Lee
17	Chris Short
11	Brett Myers
9	Ray Culp, Randy Wolf
8	Grover Alexander
7	Roy Halladay, Robert Person, Robin Roberts
6	Art Mahaffey, Earl Moore
5	Grant Jackson, Jack Sanford
4	Dennis Bennett, Larry Christenson, Sid Fernandez, Bill Foxen, Chick Fraser, Kevin Gross, Terry Mulholland, Curt Simmons, Vince Velasquez, Doc White, Rick Wise
3	A.J. Burnett, John Denny, Brandon Duckworth, Woodie Fryman, Tommy Greene, Wayne LaMaster
2	Matt Beech, Joe Blanton, Ralph Caldwell, George Chalmers, Jerad Eickhoff, Tyler Green, Harvey Haddix, Ken Howell, Cory Lidle, Johnny Lush, Lee Meadows, Kevin Millwood, Aaron Nola, Vicente Padilla, Nick Pivetta, Jimmy Ring, Dick Ruthven
1	Bo Belinsky, Ray Benge, Ken Brett, Chris Brock, Earl Caldwell, Don Cardwell, Gene Conley, Harry Coveleski, Omar Daal, Jose DeJesus, Murry Dickson, Mike Grace, Jack Hamilton, J.A. Happ, Ken Heintzelman, Charles Hudson, Si Johnson, Syl Johnson, Mark Leiter, Jon Lieber, John Lindell, Jack Meyer, Eric Milton, Seth Morehead, Hugh Mulcahy, Lowell Palmer, Claude Passeau, Hub Pruett, Ken Raffensberger, Shane Rawley, Eppa Rixey, Tom Seaton, Garrett Stephenson, Wayne Twitchell, Mike Williams, Vance Worley

### PHILLIES MONTHLY SAVES LEADERS

April	Mitch Williams	10 in 1993
May	Heathcliff Slocumb	12 in 1995
June	Steve Bedrosian	10 in 1988
July	Steve Bedrosian	10 in 1987
August	Jose Mesa	10 in 2002
September	Al Holland	9 in 1983
	Brad Lidge	9 in 2010
	Héctor Neris	9 in 2017
October	Tug McGraw	2 in 1980
	Jose Mesa	3 in 2001*

\* Six games were postponed in September and rescheduled for October

## PITCHING STREAKS

### WINS

15	Steve Carlton, 1972 (LH)
12	Charles Ferguson, 1886
12	Tom Seaton, 1912-13 #
11	Togie Pittinger, 1905
10	Earl Moore, 1910
10	Grover Alexander, 1913
10	Schoolboy Rowe, 1946-47 #
10	Jim Lonborg, 1975-76 #
10	Roy Oswalt, 2010-11 #
9	Grover Alexander, 1915
9	Phil Collins, 1929-30 #
9	Ken Heintzleman, 1949 (LH)
9	Robin Roberts, 1952
9	Steve Carlton, 1980-81 (LH) #
9	Rheal Cormier, 2003-04 (LH) #
9	Randy Wolf, 2005-06 (LH) #
9	Vance Worley, 2011

### LOSSES

13	Al Hollingsworth, 1938-39 (LH) #
12	John Coleman, 1883
12	Russ Miller, 1928
12	Hugh Mulcahy, 1940
12	Ken Reynolds, 1972 (LH)
11	Lee Grissom, 1941 (LH)
11	John Buzhardt, 1960
11	Barry Lersch, 1971
11	Bill Champion, 1972
11	Kyle Abbott, 1992 (LH)
11	Matt Beech, 1996-97 (LH) #
10	John McFetridge, 1903
10	Tully Sparks, 1904
10	John Singleton, 1922
10	Max Butcher, 1939
10	Murry Dickson, 1954
10	Art Mahaffey, 1961
10	Kyle Kendrick, 2013-14 #
10	Edubray Ramos, 2016-17 #

# Over two seasons

### LONGEST CONSECUTIVE SCORELESS STREAKS

(Since 1900)

IP	Pitcher, Year
41.0	Grover Alexander, 1911
34.0	Cliff Lee (LH), 2011
32.2	Larry Andersen, 1984 (relief)
32.0	Ken Heintzleman (LH), 1949
32.0	Robin Roberts, 1950
30.2	Cliff Lee (LH), 2011
30.0	Grover Alexander, 1916
30.0	Steve Carlton (LH), 1972
29.0	Tommy Greene, 1991
29.0	Curt Schilling, 1992
28.2	Steve Carlton (LH), 1981
28.1	J.C. Romero (LH), 2007-08 (relief)
27.0	Randy Wolf (LH), 2002
25.0	Cole Hamels (LH), 2010
24.2	Cole Hamels (LH), 2014
24.0	Wayne Twitchell, 1973
24.0	Willie Hernandez (LH), 1983 (relief)

### DID YOU KNOW?

The Phillies' club record for consecutive scoreless innings pitched is 41, set in 1951. The Phils' second-longest mark is 39 innings in 1969, followed by a 30-inning streak in 1954.

# SEASON LEADERS

## 20 WINS

1884	Ferguson	21-25
1885	Ferguson	26-20
	Daily	26-23
1886	Ferguson	30-9
	Casey (LH)	24-18
1887	Casey (LH)	28-13
	Ferguson	22-10
	Buffinton	21-17
1888	Buffinton	28-17
1889	Buffinton	28-16
1890	Gleason	38-17
	Vickery	24-22
1891	Gleason	24-22
	Esper (LH)	20-15
1892	Weyhing	32-21
1893	Weyhing	23-16
	Carsey	20-15
1894	Taylor	23-13
1895	Taylor	26-14
	Carsey	24-15
1896	Taylor	20-21
1898	Piatt (LH)	24-14
1899	Piatt (LH)	23-15
	Donahue	22-8
	Fraser	21-12
1901	Orth	20-12
	Donahue	21-13
1905	Pittinger	23-14
1907	Sparks	22-8
1908	McQuillan	23-17
1910	Moore	22-15
1911	Alexander	*28-13
1913	Seaton	*27-12
	Alexander	22-8
1914	Alexander	*27-15
	Mayer	21-19
1915	Alexander	*31-10
	Mayer	21-15
1916	Alexander	*33-12
	Rixey (LH)	22-10
1917	Alexander	*30-13
1950	Roberts	20-11
1951	Roberts	21-15
1952	Roberts	*28-7
1953	Roberts	*23-16
1954	Roberts	*23-15
1955	Roberts	*23-14
1966	Short (LH)	20-10
1972	Carlton (LH)	*27-10
1976	Carlton (LH)	20-7
1977	Carlton (LH)	*23-10
1980	Carlton (LH)	*24-9
1982	Carlton (LH)	*23-11
2010	Halladay	*21-10

## 30 SAVES

1987	Bedrosian	*40
1991	Williams (LH)	30
1993	Williams (LH)	43
1995	Slocumb	32
1996	Bottalico	34
1997	Bottalico	34
2001	Mesa	42
2002	Mesa	45
2005	Wagner (LH)	38
2006	Gordon	34
2008	Lidge	41
2009	Lidge	31
2011	Madson	32
2012	Papelbon	38
2014	Papelbon	39
2016	Gómez	37

## 200 STRIKEOUTS

1886	Ferguson	212
1890	Gleason	222
1892	Weyhing	202
1911	Alexander	227
1914	Alexander	*214
1915	Alexander	*241
1917	Alexander	*201
1964	Bunning	219
1965	Bunning	268
	Short (LH)	237
1966	Bunning	252
1967	Bunning	*253
1968	Short (LH)	202
1972	Carlton (LH)	*310
1973	Carlton (LH)	223
1974	Carlton (LH)	*240
1979	Carlton (LH)	213
1980	Carlton (LH)	*286
1982	Carlton (LH)	*286
1983	Carlton (LH)	*275
1997	Schilling	*319
1998	Schilling	*300
2005	Myers	208
2010	Halladay	219
	Hamels (LH)	211
2011	Lee (LH)	238
	Halladay	220
2012	Hamels (LH)	216
	Lee (LH)	207
2013	Lee (LH)	222
	Hamels (LH)	202

## 300 INNINGS PITCHED

1883	Coleman	538
1884	Ferguson	417
1885	Daily	440
	Ferguson	405
1886	Ferguson	396
	Casey (LH)	369
1887	Casey (LH)	390
	Buffinton	332
1888	Buffinton	400
1889	Buffinton	380
	Sanders	350
1890	Gleason	506
	Vickery	382
1891	Gleason	418
1892	Weyhing	470
	Carsey	318
	Keefe	313
1893	Weyhing	345
	Carsey	318
1895	Carsey	342
	Taylor	335
1896	Taylor	359
1897	Taylor	317
1898	Piatt (LH)	306
1899	Piatt (LH)	305
1901	Donahue	304
1902	White (LH)	306
1904	Fraser	302
1905	Pittinger	337
1906	Sparks	317
1908	McQuillan	360
1909	Moore	300
1911	Alexander	*367
	Moore	308
1912	Alexander	*310
1913	Seaton	*322
	Alexander	306
1914	Alexander	*355
	Mayer	321

1915	Alexander	*376
1916	Alexander	*389
1917	Alexander	*388
1923	Ring	313
1950	Roberts	304
1951	Roberts	*315
1952	Roberts	*330
1953	Roberts	*347
1954	Roberts	*337
1955	Roberts	*305
1966	Bunning	314
1967	Bunning	*302
1972	Carlton (LH)	*346
1980	Carlton (LH)	*304

## 225 INNINGS PITCHED

(Since 1980)

1982	Carlton (LH)	295.2
1983	Carlton (LH)	283.2
1983	Denny	242.2
1984	Carlton (LH)	229.0
1985	Denny	230.2
1986	Gross	241.2
1987	Rawley	229.2
1988	Gross	231.2
1991	Mulholland (LH)	232.0
1992	Mulholland (LH)	229.0
1992	Schilling	226.1
1993	Schilling	235.1
1997	Schilling	254.1
1998	Schilling	268.2
2008	Hamels (LH)	227.1
2010	Halladay	250.2
2011	Halladay	233.2
2011	Lee (LH)	232.2

## 2.40 ERA

1884	Vinton	2.23
1885	Daily	2.21
	Ferguson	2.22
1886	Ferguson	*1.98
1888	Sanders	1.90
	Buffinton	1.91
1892	Keefe	2.36
1901	Orth	2.27
1904	Corridon	2.19
1905	Sparks	2.18
	Nichols	2.27
1906	Sparks	2.16
	Duggleby	2.25
	Lush (LH)	2.37
1907	Sparks	2.00
1908	McQuillan	1.53
	Richie	1.83
	Foxen (LH)	1.95
1909	Moore	2.10
	Corridon	2.11
	McQuillan	2.14
1910	McQuillan	*1.60
1913	Brennan (LH)	2.39
1914	Alexander	2.38
1915	Alexander	*1.22
	Mayer	2.36
	Rixey (LH)	2.39
1916	Alexander	*1.55
	Rixey (LH)	1.85
1917	Alexander	*1.86
	Rixey (LH)	2.27
1943	Barrett	2.39
1964	Short (LH)	2.20
1967	Bunning	2.29
	Short (LH)	2.39

# SEASON LEADERS

## 2.40 ERA (cont.)

1972	Carlton (LH)	*1.97
1980	Carlton (LH)	2.34
1983	Denny	2.37
1992	Schilling	2.35
2011	Halladay	2.35
	Lee (LH)	2.40

## 65 GAMES PITCHED

1883	Coleman	65
1945	Karl	*67
1950	Konstanty	*74
1961	Baldschun	*65
1962	Baldschun	67
1963	Baldschun	65
1964	Baldschun	71
1965	Baldschun	65
1966	Knowles (LH)	69
1970	Selma	73
1975	Garber	*71
1978	Reed	66
1979	McGraw (LH)	65
1983	Holland (LH)	68
1984	Holland (LH)	68
1985	Carman (LH)	71
1986	Tekulve	73
	Bedrosian	68
1987	Tekulve	*90
	Bedrosian	65
1988	Tekulve	70
	Harris	66
1989	Parrett	72
1990	McDowell	72
	Akerfelds	71
1991	Williams (LH)	69
	Boever	68
1992	Williams (LH)	66
1993	West (LH)	76
	Williams (LH)	65
1996	Borland	69

1997	Spradlin	76
	Bottalico	69
1998	Gomes	71
	Leiter	69
	Spradlin	69
1999	Gomes	73
2000	Gomes	65
2001	Mesa	71
	Bottalico	66
2002	Mesa	74
	Silva	68
2003	Adams	66
	Cormier (LH)	65
2004	Cormier (LH)	84
	Worrell	77
2005	Madson	78
	Wagner (LH)	75
2006	Geary	81
	Fultz (LH)	66
2008	Romero (LH)	81
	Madson	76
	Lidge	72
	Durbin	71
2009	Madson	79
	Lidge	67
2010	Contreras	67
2012	Papelbon	70
	Bastardo (LH)	65
2014	Diekman (LH)	73
	Bastardo (LH)	67
	Papelbon	66
2015	Garcia	72
	Giles	69
	Gómez	65
2016	Neris	79
	Gómez	70
	Hernandez	70
2017	Neris	74
	García	66

## .700 WINNING PCT

1886	Ferguson (30-9)	.769
1899	Donahue (21-8)	.724
1907	Sparks (21-8)	.724
1913	Alexander (22-8)	.733
1915	Alexander (31-10)	*.756
1916	Alexander (33-12)	.733
1952	Roberts (28-7)	.800
1957	Sanford (19-8)	.704
1964	Bunning (19-8)	.704
1972	Carlton (LH) (27-10)	.730
1976	Carlton (LH) (20-7)	*.741
1977	Christenson (19-6)	.760
1980	Carlton (LH) (24-9)	.727
1983	Denny (19-6)	*.760
1991	Williams (LH) (12-5)	.706
1993	Greene (16-4)	.800
1994	Jackson (LH) (14-6)	.700
1999	Schilling (15-6)	.714
2004	Milton (LH) (14-6)	.700
2007	Hamels (LH) (15-5)	.750
	Kendrick (10-4)	.714
2009	Happ (LH) (12-4)	.750
2011	Worley (11-3)	.786
	Halladay (19-6)	.760
2012	Hamels (LH) (17-6)	.739

(LH) Left-handed pitcher

\* League leader

**Note:** See Yearly Pitching Leaders in this section for more information.

## NON-PITCHERS WHO PITCHED FOR THE PHILLIES

Player	Regular Position	Year(s) Pitched	W-L	ERA	G	GS	IP	H	BB	SO
Roy Thomas	OF	1900	0-0	3.38	1	0	2.2	4	0	0
Jimmy Walsh	2B/OF	1911	0-1	13.50	1	0	2.2	7	1	1
Walter Holke	1B	1923	0-0	0.00	1	0	0.1	1	0	0
Barney Friberg	2B	1925	0-0	4.50	1	0	4.0	4	3	1
Jack Bentley	1B	1926	0-2	8.28	7	3	25.0	37	10	7
Bucky Walters	3B	1934	0-0	1.29	2	1	7.0	8	2	7
Joe Marty	OF	1939	0-0	4.50	1	0	4.0	2	3	1
Bud Hafey	OF	1939	0-0	33.75	2	0	1.1	7	1	1
Art Mahan	1B	1940	0-0	0.00	1	0	1.0	1	0	0
Ben Chapman	OF	1945-46	0-0	6.48	4	0	8.1	8	6	5
Jimmie Foxx	1B	1945	1-0	1.59	9	2	22.2	13	14	10
Al Lakeman	C	1948	0-0	13.50	1	0	0.2	1	0	0
Granny Hamner	2B/SS	1956-57	0-1	3.89	4	1	9.1	11	2	5
Bob Bowman	OF	1959	0-1	6.00	5	0	6.0	5	5	0
Cookie Rojas	2B	1967	0-0	0.00	1	0	1.0	1	0	0
Mike Anderson	OF	1979	0-0	0.00	1	0	1.0	2	0	2
Greg Gross	OF	1986	0-0	0.00	1	0	0.2	1	1	2
Glenn Wilson	OF	1987	0-0	0.00	1	0	1.0	0	0	1
Tomas Perez	INF	2002	0-0	0.00	1	0	0.1	0	0	0
Wilson Valdez	INF	2011	1-0	0.00	1	0	1.0	0	0	0
John McDonald	INF	2013	0-0	0.00	1	0	0.1	2	0	1
Casper Wells	OF	2013	0-1	67.50	1	0	0.2	3	3	0
Jeff Francoeur	OF	2015	0-0	9.00	1	0	2.0	1	3	1
Andrés Blanco	INF	2017	0-0	27.00	1	0	0.1	1	0	0

# YEARLY PITCHING LEADERS

YEAR	GAMES	COMPLETE GAMES	WINS	LOSSES
1883	Coleman ..... 65	Coleman ..... 59	Coleman ..... 12	Coleman ..... *48
1884	Ferguson ..... 50	Ferguson ..... 46	Ferguson ..... 21	Ferguson ..... 25
1885	Daily ..... 50	Daily ..... 49	Daily/Ferguson ..... 26	Daily ..... 23
1886	Ferguson ..... 48	Ferguson ..... 43	Ferguson ..... 30	Casey ..... 18
1887	Casey ..... 46	Casey ..... 43	Casey ..... 28	Buffinton ..... 17
1888	Buffinton ..... 46	Buffinton ..... 43	Buffinton ..... 28	Casey ..... 18
1889	Buffinton ..... 47	Buffinton ..... 37	Buffinton ..... 27	Sanders ..... 18
1890	Gleason ..... 60	Gleason ..... 54	Gleason ..... 38	Vickery ..... 22
1891	Gleason ..... 53	Gleason ..... 40	Gleason ..... 24	Gleason ..... 22
1892	Weyhing ..... 59	Weyhing ..... 46	Weyhing ..... 32	Weyhing ..... 21
1893	Weyhing ..... 42	Weyhing ..... 33	Weyhing ..... 23	Weyhing ..... 16
1894	Taylor ..... 41	Taylor ..... 31	Taylor ..... 23	Weyhing ..... 14
1895	Carsey ..... 44	Carsey ..... 35	Taylor ..... 26	Carsey ..... 16
1896	Taylor ..... 45	Taylor ..... 35	Taylor ..... 20	Taylor ..... 21
1897	Taylor ..... 40	Taylor ..... 35	Taylor ..... 16	Taylor ..... 20
1898	Piatt ..... 39	Donahue/Piatt ..... 33	Piatt ..... 24	Donahue ..... 17
1899	Piatt ..... 39	Piatt ..... 31	Piatt ..... 23	Piatt ..... 15
1900	Orth ..... 33	Orth ..... 24	Fraser ..... 16	Orth ..... 13
1901	Duggleby/Orth ..... 35	Donahue ..... 34	Donahue ..... 21	Donahue/White ..... 13
1902	D. White ..... 36	D. White ..... 34	D. White ..... 16	D. White ..... *20
1903	Duggleby ..... 36	Duggleby ..... 28	Duggleby ..... 13	Duggleby ..... 18
1904	Fraser ..... 42	Fraser ..... 32	Fraser ..... 14	Fraser ..... 24
1905	Pittinger ..... #46	Pittinger ..... 29	Pittinger ..... 23	Duggleby ..... 17
1906	Duggelby/Sparks ..... 42	Sparks ..... 29	Sparks ..... 19	Duggleby ..... 19
1907	Corridon/Moren ..... 37	Sparks ..... 24	Sparks ..... 22	Moren ..... 18
1908	McQuillan ..... 48	McQuillan ..... 32	McQuillan ..... 23	McQuillan ..... 17
1909	McQuillan ..... 41	Moore ..... 24	Moore ..... 18	McQuillan ..... 16
1910	Moore ..... 46	Ewing ..... 20	Moore ..... 22	Moore ..... 15
1911	Alexander ..... 48	Alexander ..... *31	Alexander ..... *28	Moore ..... *19
1912	Alexander ..... 46	Alexander ..... 26	Alexander ..... 19	Alexander ..... 17
1913	Seaton ..... 52	Alexander ..... 23	Seaton ..... *27	Brennan/Seaton ..... 12
1914	Mayer ..... 48	Alexander ..... *32	Alexander ..... #27	Mayer ..... 19
1915	Alexander ..... 49	Alexander ..... *36	Alexander ..... *31	Mayer ..... 15
1916	Alexander ..... 48	Alexander ..... *38	Alexander ..... *33	Demaree ..... 14
1917	Alexander ..... 45	Alexander ..... *35	Alexander ..... *30	Rixey ..... *21
1918	Prendergast ..... 33	Prendergast ..... 20	Hogg/Prendergast ..... 13	Oeschger ..... *18
1919	G. Smith ..... 31	G. Smith ..... 15	Meadows ..... 8	Hogg/Rixey ..... 12
1920	G. Smith ..... 43	Rixey ..... 25	Meadows ..... 16	Rixey ..... *22
1921	G. Smith ..... 39	Ring ..... 21	Meadows ..... 11	G. Smith ..... *20
1922	G. Smith ..... 42	Meadows ..... 19	Meadows/Ring ..... 12	Meadows/Ring ..... 18
1923	Ring ..... 39	Ring ..... 23	Ring ..... 18	Weinhart ..... 17
1924	Carlson ..... 38	Ring ..... 16	Hubbell/Ring ..... 10	Carlson ..... 17
1925	Ring ..... 38	Ring ..... 21	Ring ..... 14	Mitchell ..... 17
1926	Willoughby ..... 47	Carlson ..... 20	Carlson ..... 17	Dean ..... 16
1927	Scott ..... #48	Scott ..... 17	Scott ..... 9	Scott ..... 21
1928	Benge ..... 40	Benge ..... 12	Benge ..... 8	Benge ..... 18
1929	Willoughby ..... 49	Willoughby ..... 14	Willoughby ..... 15	Benge ..... 15
1930	H. Elliott ..... *48	Collins ..... 17	Collins ..... 16	Willoughby ..... 17
1931	J. Elliott ..... *52	Benge/Collins ..... 16	J. Elliott ..... #19	Benge ..... 18
1932	Collins ..... 43	Holley ..... 16	Collins ..... 14	Holley ..... 14
1933	Liska ..... 45	Holley ..... 12	Holley ..... 13	Holley ..... 15
1934	C. Davis ..... *51	C. Davis ..... 18	C. Davis ..... 19	Collins ..... 18
1935	Jorgens ..... *53	C. Davis ..... 19	C. Davis ..... 16	Jorgens ..... 15
1936	Passeau ..... 49	Walters ..... 15	Passeau/Walters ..... 11	Walters ..... *21
1937	Mulcahy ..... *56	Passeau ..... 18	LaMaster ..... 15	LaMaster ..... 19
1938	Mulcahy ..... 46	Mulcahy/Passeau ..... 15	Passeau ..... 11	Mulcahy ..... *20
1939	Mulcahy ..... 38	Higbe/Mulcahy ..... 14	Higbe ..... 10	Mulcahy ..... 16
1940	Higbe ..... 41	Mulcahy ..... 21	Higbe ..... 14	Mulcahy ..... *22
1941	Pearson ..... 46	Podgajny ..... 8	Hughes/Podgajny ..... 9	Hughes/Pearson ..... 14
1942	Podgajny ..... 43	Hughes ..... 19	Hughes ..... 12	Melton ..... 20
1943	Gerheuser ..... 38	Gerheuser/Rowe ..... 11	Rowe ..... 14	Gerheuser ..... 19
1944	Schanz ..... 40	Raffensberger ..... 18	Raffensberger/Schanz ..... 13	Raffensberger ..... *20
1945	Karl ..... *67	Barrett ..... 8	Karl ..... 9	Barrett ..... *20
1946	Karl/Raffensberger ..... 39	Raffensberger ..... 14	Judd/Rowe ..... 11	Raffensberger ..... 15
1947	Donnelly ..... 38	Leonard ..... 19	Leonard ..... 17	Judd ..... 15
1948	Dubiel ..... 37	Leonard ..... 16	Leonard ..... 12	Leonard ..... *18
1949	Konstanty ..... 53	Heintzelman ..... 15	Heintzelman/Meyer ..... 17	Roberts ..... 15

\* League leader # Tied for league lead

# YEARLY PITCHING LEADERS

YEAR	GAMES	COMPLETE GAMES	WINS	LOSSES
1950	Konstanty .....*74	Roberts.....21	Roberts ..... 20	Meyer/Roberts ..... 11
1951	Konstanty ..... 58	Roberts.....22	Roberts ..... 21	Roberts ..... 15
1952	Hansen.....43	Roberts.....*30	Roberts ..... *28	Drews.....15
1953	Konstanty ..... 48	Roberts.....*33	Roberts ..... #23	Roberts ..... 16
1954	Roberts ..... 45	Roberts.....*29	Roberts ..... *23	Dickson.....*20
1955	J. Meyer ..... 50	Roberts.....*26	Roberts ..... *23	Roberts ..... 14
1956	R. Miller ..... 49	Roberts.....*22	Roberts ..... 19	Roberts .....*18
1957	Farrell ..... 52	Sanford.....15	Sanford ..... 19	Roberts .....*22
1958	Farrell ..... 54	Roberts.....21	Roberts ..... 17	Roberts/Simmons...14
1959	J. Meyer ..... 47	Roberts.....19	Roberts ..... 15	Roberts .....17
1960	Farrell ..... 59	Roberts.....13	Roberts ..... 12	Buzhardt/Roberts...16
1961	Baldschun.....65	Mahaffey .....12	Mahaffey ..... 11	Mahaffey.....*19
1962	Baldschun ..... 67	Mahaffey .....20	Mahaffey ..... 19	Mahaffey.....14
1963	Baldschun.....65	Culp/McLish...10	Culp ..... 14	Culp ..... 12
1964	Baldschun.....71	Bunning.....13	Bunning.....19	Bennett.....14
1965	Baldschun.....65	Bunning/Short...15	Bunning.....19	Short ..... 11
1966	Knowles.....69	Short .....19	Short .....20	Bunning.....14
1967	Farrell ..... 50	Bunning.....16	Bunning.....17	Bunning/Jackson...15
1968	Farrell ..... 54	L. Jackson .....12	Short .....19	L. Jackson.....17
1969	Boozer/Farrell...46	Wise .....14	Wise ..... 15	G. Jackson .....18
1970	Selma ..... 73	Short ..... 7	Wise ..... 13	Short .....16
1971	Brandon ..... 52	Wise .....17	Wise ..... 17	three with.....14
1972	Twitchell ..... 49	Carlton .....*30	Carlton .....*27	Reynolds.....15
1973	Scarce ..... 52	Carlton .....#18	four with ..... 13	Carlton .....*20
1974	Scarce ..... 58	Carlton .....17	Lonborg.....17	Schueler .....16
1975	Garber .....*71	Carlton .....14	Carlton ..... 15	Carlton .....14
1976	Garber/Reed .....59	Carlton .....13	Carlton ..... 20	Kaat ..... 14
1977	Garber ..... 64	Carlton .....17	Carlton .....*23	Kaat ..... 11
1978	Reed ..... 66	Carlton .....12	Carlton ..... 16	Christenson.....14
1979	McGraw ..... 65	Carlton .....13	Carlton ..... 18	Lerch ..... 13
1980	McGraw ..... 57	Carlton .....13	Carlton .....*24	Lerch ..... 14
1981	Lyle ..... 48	Carlton .....10	Carlton ..... 13	Christenson/Ruthven .7
1982	R. Reed ..... 57	Carlton .....*19	Carlton .....*23	three with.....11
1983	Holland ..... 68	Carlton ..... 8	Denny .....*19	Carlton ..... 16
1984	Holland ..... 68	Koosman/Rawley...3	Koosman ..... 14	Koosman .....15
1985	Carman ..... 71	three with ..... 6	Gross ..... 15	Denny ..... 14
1986	Tekulve ..... 73	Gross/Rawley...7	Gross ..... 12	Gross ..... 12
1987	Tekulve ..... 90	Rawley .....4	Rawley ..... 17	Gross ..... 16
1988	Tekulve ..... 70	Gross ..... 5	Gross ..... 12	Rawley .....16
1989	Parrett ..... 72	three with ..... 2	Howell/Parrett...12	Carman .....*15
1990	McDowell ..... 72	Mulholland .....6	Combs ..... 10	Ruffin ..... 13
1991	Williams ..... 69	Mulholland ..... 8	Mulholland.....16	Mulholland .....13
1992	Williams ..... 66	Mulholland .....*12	Schilling.....14	Abbott ..... 14
1993	West ..... 76	three with ..... 7	Greene/Schilling..16	Jackson ..... 11
1994	Slocumb ..... 52	Jackson ..... 4	Jackson ..... 14	West .....10
1995	Bottalico ..... 62	Green ..... 4	Quantrill ..... 11	Quantrill .....12
1996	Borland ..... 69	Schilling ..... 8	Schilling..... 9	Williams .....14
1997	Spradlin ..... 76	Schilling ..... 7	Schilling.....17	Leiter .....*17
1998	Gomes ..... 71	Schilling .....*15	Schilling .....15	Schilling .....14
1999	Gomes ..... 73	Schilling ..... 8	Byrd/Schilling...15	Ogea ..... 12
2000	Gomes ..... 65	Schilling ..... 4	Wolf ..... 11	three with..... 9
2001	Mesa ..... 71	Wolf ..... 4	Person ..... 15	Wolf ..... 11
2002	Mesa ..... 74	Wolf ..... 3	Padilla ..... 14	Padilla .....11
2003	Adams ..... 66	Millwood ..... 5	Wolf ..... 16	Millwood/Padilla...12
2004	Cormier ..... 84	Lidle ..... 2	Milton ..... 14	Myers.....11
2005	Madson ..... 78	Myers ..... 2	Lieber ..... 17	Lieber.....13
2006	Geary ..... 81	Lieber ..... 2	Myers ..... 12	Lieber.....11
2007	Alfonseca ..... 61	Hamels ..... 2	Hamels ..... 15	Moyer ..... 12
2008	Romero ..... 81	Hamels/Myers...2	Moyer ..... 16	Myers .....13
2009	Madson ..... 79	Happ/Lee ..... 3	three with ..... 12	Hamels ..... 11
2010	Contreras ..... 67	Halladay .....*9	Halladay.....*21	Hamels ..... 11
2011	Bastardo ..... 64	Halladay .....*8	Halladay.....19	Oswalt ..... 10
2012	Papelbon ..... 70	Blanton/Hamels...2	Hamels ..... 17	Kendrick .....12
2013	Papelbon ..... 61	Kendrick/Lee...2	Lee ..... 14	Hamels ..... 14
2014	Diekman ..... 73	Burnett/Lee.....1	Kendrick .....10	Burnett .....*18
2015	Garcia ..... 72	Hamels ..... 1	four with ..... 6	Harang ..... 15
2016	Neris ..... 79	Eflin ..... 2	Hellickson.....12	Eickhoff.....14
2017	Neris ..... 74	Lively.....1	Nola ..... 12	Nola ..... 11

\* League leader # Tied for league lead

PITCHING



# YEARLY PITCHING LEADERS

YEAR	ERA	SHUTOUTS	INNINGS PITCHED	STRIKEOUTS
1883	Coleman ..... 4.87	Coleman ..... 3	Coleman ..... 538.1	Coleman ..... 159
1884	Vinton ..... 2.23	Ferguson ..... 2	Ferguson ..... 416.2	Ferguson ..... 194
1885	Daily ..... 2.21	Ferguson ..... 5	Daily ..... 440.0	Ferguson ..... 194
1886	Ferguson ..... *1.98	Casey/Ferguson ..... 4	Ferguson ..... 395.2	Ferguson ..... 212
1887	Casey ..... *2.86	Casey ..... *4	Casey ..... 390.1	Buffinton ..... 160
1888	Sanders ..... 1.90	Buffinton ..... 6	Buffinton ..... 400.1	Buffinton ..... 199
1889	Buffinton ..... 3.24	Buffinton ..... 2	Buffinton ..... 380.0	Buffinton ..... 153
1890	Gleason ..... 2.63	Gleason ..... 6	Gleason ..... 506.0	Gleason ..... 222
1891	Gleason ..... 3.51	three with ..... 1	Gleason ..... 418.0	Esper ..... 108
1892	Keefe ..... 2.36	Weyhing ..... 6	Weyhing ..... 469.2	Weyhing ..... 202
1893	Taylor ..... 4.24	Weyhing ..... 2	Weyhing ..... 345.1	Weyhing ..... 101
1894	Taylor ..... 4.08	Weyhing ..... 2	Taylor ..... 298.0	Weyhing ..... 81
1895	Taylor ..... 4.49	Taylor ..... 1	Carsey ..... 342.1	Taylor ..... 93
1896	Orth ..... 4.41	three with ..... 1	Taylor ..... 359.0	Taylor ..... 97
1897	Wheeler ..... 3.96	Orth/Taylor ..... 2	Taylor ..... 317.1	Taylor ..... 88
1898	Orth ..... 3.02	Piatt ..... #6	Piatt ..... 306.0	Piatt ..... 121
1899	Orth ..... *2.49	Donahue/Fraser ..... 4	Piatt ..... 305.0	Piatt ..... 89
1900	Fraser ..... 3.14	Donahue/Orth ..... 2	Orth ..... 262.0	Orth ..... 68
1901	Orth ..... 2.27	Orth ..... #6	Donahue ..... 304.1	D. White ..... 132
1902	D. White ..... 2.53	Fraser/White ..... 3	D. White ..... 306.0	D. White ..... 185
1903	Sparks ..... 2.72	Duggleby ..... 3	Duggleby ..... 264.0	Fraser ..... 104
1904	Corridon ..... 2.19	Sparks ..... 3	Fraser ..... 302.0	Fraser ..... 127
1905	Sparks ..... 2.18	Pittinger ..... 4	Pittinger ..... 337.0	Pittinger ..... 136
1906	Sparks ..... 2.16	Sparks ..... 6	Sparks ..... 316.2	Lush ..... 151
1907	Richie ..... 2.00	Brown ..... 4	Corridon ..... 274.0	Corridon ..... 131
1908	McQuillan ..... 1.53	McQuillan ..... 7	McQuillan ..... 359.2	McQuillan ..... 114
1909	E. Moore ..... 2.10	McQuillan/Moore ..... 4	E. Moore ..... 299.2	E. Moore ..... 173
1910	McQuillan ..... *1.60	E. Moore ..... 6	E. Moore ..... 283.0	E. Moore ..... *185
1911	Alexander ..... 2.57	Alexander ..... #7	Alexander ..... *367.0	Alexander ..... 227
1912	Rixey ..... 2.50	Alexander/Rixey ..... 3	Alexander ..... #310.1	Alexander ..... *195
1913	Brennan ..... 2.36	Alexander ..... *9	Seaton ..... *322.1	Seaton ..... *168
1914	Alexander ..... 2.38	Alexander ..... 6	Alexander ..... *355.0	Alexander ..... *214
1915	Alexander ..... *1.22	Alexander ..... *12	Alexander ..... *376.1	Alexander ..... *241
1916	Alexander ..... *1.55	Alexander ..... +16	Alexander ..... *388.2	Alexander ..... *167
1917	Alexander ..... *1.86	Alexander ..... *8	Alexander ..... *387.2	Alexander ..... *201
1918	Jacobs ..... 2.41	Jacobs ..... 4	Prendergast ..... 252.1	Hogg ..... 81
1919	Meadows ..... 2.47	Meadows ..... 3	G. Smith ..... 185.0	Meadows ..... 88
1920	Meadows ..... 2.84	Meadows ..... 3	Rixey ..... 284.1	Rixey ..... 109
1921	Winters ..... 3.63	Meadows ..... 2	Ring ..... 246.0	Ring ..... 88
1922	Weinert ..... 3.40	Meadows ..... 2	Ring ..... 249.1	Ring ..... 116
1923	Ring ..... 3.76	Glazner ..... 3	Ring ..... 313.1	Ring ..... 112
1924	Ring ..... 3.97	Glazner/Hubbell ..... 2	Ring ..... 215.1	Ring ..... 72
1925	Carlson ..... 4.23	Carlson ..... #4	Ring ..... 270.0	Ring ..... 93
1926	Carlson ..... 3.24	Carlson ..... 3	Carlson ..... 267.1	Carlson ..... 55
1927	Ulrich ..... 3.17	five with ..... 1	Scott ..... 233.1	Pruett ..... 90
1928	Benge ..... 4.55	four with ..... 1	Benge ..... 201.2	Ring ..... 72
1929	Willoughby ..... 4.99	Benge/Sweetland ..... 2	Willoughby ..... 243.1	Benge ..... 78
1930	Collins ..... 4.78	three with ..... 1	Collins ..... 239.0	Collins ..... 87
1931	Benge ..... 3.17	three with ..... 2	J. Elliott ..... 249.0	Benge ..... 117
1932	Rhem ..... 3.74	Benge/Holley ..... 2	Holley ..... 228.0	Benge ..... 89
1933	Holley ..... 3.53	Holley/Moore ..... 3	Holley ..... 206.2	Holley ..... 56
1934	C. Davis ..... 2.95	Davis/Johnson ..... 3	C. Davis ..... 274.1	C. Davis ..... 99
1935	C. Davis ..... 3.66	C. Davis ..... 3	C. Davis ..... 231.0	C. Davis ..... 74
1936	Walters ..... 4.26	Walters ..... #4	Walters ..... 258.0	Passeau ..... 85
1937	Passeau ..... 4.34	Walters ..... 3	Passeau ..... *292.1	LaMaster ..... 135
1938	Butcher ..... 2.93	three with ..... 1	Mulcahy ..... 267.1	Passeau ..... 100
1939	Beck ..... 4.73	three with ..... 1	Mulcahy ..... 225.2	Higbe ..... 79
1940	Mulcahy ..... 3.60	Mulcahy ..... 3	Higbe ..... 283.0	Higbe ..... *137
1941	Hughes ..... 4.45	Hughes ..... 2	Podganjny ..... 181.1	Johnson ..... 80
1942	Hughes ..... 3.06	Johnson/Melton ..... 1	Hughes ..... 253.0	Melton ..... 107
1943	Barrett ..... 2.39	Rowe ..... 3	Gerheuser ..... 215.0	Gerheuser ..... 92
1944	Raffensberger ..... 3.06	Lee/Raffensberger ..... 3	Raffensberger ..... 258.2	Raffensberger ..... 136
1945	Karl ..... 2.99	Mauney ..... 2	Barrett ..... 190.2	Schanz ..... 56
1946	Judd ..... 3.53	three with ..... 2	Raffensberger ..... 196.0	Raffensberger ..... 73
1947	Leonard ..... 2.68	Leonard ..... 3	Leonard ..... 235.0	Leonard ..... 103
1948	Leonard ..... 2.51	Dubiel/Heintzelman ..... 2	Leonard ..... 225.2	Leonard ..... 92
1949	Heintzelman ..... 3.02	Heintzelman ..... #5	Heintzelman ..... 250.0	Roberts ..... 95

\* League leader # Tied for league lead + 1st on all-time single-season leaders list

# YEARLY PITCHING LEADERS

YEAR	ERA	SHUTOUTS	INNINGS PITCHED	STRIKEOUTS
1950	Roberts ..... 3.02	Roberts.....#5	Roberts ..... 304.1	Roberts/Simmons 146
1951	Roberts ..... 3.03	Roberts.....*6	Roberts ..... *315.0	Roberts .....127
1952	Roberts ..... 2.59	Simmons .....#6	Roberts ..... *330.0	Roberts .....148
1953	Roberts ..... 2.75	Roberts.....5	Roberts ..... *346.2	Roberts .....*198
1954	Simmons ..... 2.81	Dickson/Roberts ..... 4	Roberts ..... *336.2	Roberts .....*185
1955	Roberts ..... 3.28	Dickson.....4	Roberts ..... *305.0	Roberts .....160
1956	Simmons ..... 3.36	Haddix.....2	Roberts ..... 297.1	Roberts .....157
1957	Sanford ..... 3.08	Sanford.....3	Roberts ..... 249.2	Sanford .....*188
1958	Roberts ..... 3.23	Sanford/Semproch...2	Roberts ..... 269.2	Roberts .....130
1959	Conley ..... 3.00	Conley.....3	Roberts ..... 257.1	Roberts .....137
1960	Conley ..... 3.68	Conley/Roberts ..... 2	Roberts ..... 237.1	Roberts .....122
1961	Mahaffey ..... 4.10	Mahaffey ..... 3	Mahaffey ..... 219.1	Mahaffey .....158
1962	Bennett ..... 3.81	Bennett/Mahaffey ... 2	Mahaffey ..... 274.0	Mahaffey .....177
1963	Short ..... 2.29	Culp ..... 5	McLish ..... 209.2	Culp .....176
1964	Short ..... 2.20	Bunning ..... 5	Bunning ..... 284.1	Bunning .....219
1965	Bunning ..... 2.60	Bunning ..... 7	Short ..... 297.1	Bunning .....268
1966	Bunning ..... 2.41	Bunning/Jackson ....#5	Bunning ..... 314.0	Bunning .....252
1967	Bunning ..... 2.29	Bunning .....*6	Bunning ..... *302.1	Bunning .....*253
1968	L. Jackson ..... 2.77	Fryman ..... 5	Short ..... 269.2	Short .....202
1969	Wise ..... 3.23	G. Jackson ..... 4	G. Jackson..... 253.0	G. Jackson .....180
1970	Bunning ..... 4.11	Fryman ..... 3	Wise ..... 220.0	Selma .....153
1971	Wise ..... 2.88	Wise ..... 4	Wise ..... 272.0	Wise .....155
1972	Carlton .....*1.97	Carlton ..... 8	Carlton ..... *346.1	Carlton .....*310
1973	Twitchell ..... 2.50	Twitchell ..... 5	Carlton .....#293.1	Carlton .....223
1974	Lonborg ..... 3.21	Lonborg ..... 3	Carlton ..... 291.0	Carlton .....*240
1975	Carlton ..... 3.56	Carlton ..... 3	Carlton ..... 255.0	Carlton .....192
1976	Lonborg ..... 3.08	Carlton ..... 2	Carlton ..... 252.2	Carlton .....195
1977	Carlton ..... 2.64	Carlton ..... 2	Carlton ..... 283.0	Carlton .....198
1978	Carlton ..... 2.84	Carlton/Christenson...3	Carlton ..... 247.0	Carlton .....161
1979	Carlton ..... 3.62	Carlton ..... 4	Carlton ..... 251.0	Carlton .....213
1980	Carlton ..... 2.34	Carlton ..... 3	Carlton ..... *304.0	Carlton .....*286
1981	Carlton ..... 2.42	Carlton ..... 1	Carlton ..... 190.0	Carlton .....179
1982	Carlton ..... 3.10	Carlton .....*6	Carlton ..... *295.2	Carlton .....*286
1983	Denny ..... 2.37	Carlton ..... 3	Carlton ..... *283.2	Carlton .....*275
1984	Koosman ..... 3.25	Hudson/Koosman .... 1	Carlton ..... 229.0	Carlton .....163
1985	Rawley ..... 3.31	three with ..... 2	Gross ..... 205.2	Gross .....151
1986	Gross ..... 4.02	Gross ..... 2	Gross ..... 241.2	Gross .....154
1987	Carman ..... 4.22	Carman.....2	Rawley ..... 229.2	Carman .....125
1988	Gross ..... 3.69	three with ..... 1	Gross ..... 231.2	Gross .....162
1989	Howell ..... 3.44	six with ..... 1	Howell ..... 204.0	Howell .....164
1990	Mulholland ..... 3.34	Combs ..... 2	Combs ..... 183.1	Combs .....108
1991	Greene ..... 3.38	Mulholland ..... 3	Mulholland..... 232.0	Greene .....154
1992	Schilling ..... 2.35	Schilling ..... 4	Mulholland..... 229.0	Schilling .....147
1993	Mulholland ..... 3.25	three with ..... 2	Schilling ..... 235.1	Schilling .....186
1994	D. Jackson ..... 3.26	D. Jackson ..... 1	D. Jackson ..... 179.1	D. Jackson .....129
1995	Schilling ..... 3.57	Green ..... 2	Quantrill ..... 179.1	Schilling .....114
1996	Schilling ..... 3.19	Schilling ..... 2	Schilling ..... 183.1	Schilling .....182
1997	Schilling ..... 2.97	Schilling ..... 2	Schilling ..... 254.1	Schilling .....*319
1998	Schilling ..... 3.25	Schilling ..... 2	Schilling ..... *268.2	Schilling .....*300
1999	Schilling ..... 3.54	Loewer/Schilling ..... 1	Byrd ..... 199.2	Schilling .....152
2000	Person ..... 3.63	three with ..... 1	Wolf ..... 206.1	Person .....164
2001	Wolf ..... 3.70	Wolf ..... 2	Person ..... 208.1	Person .....183
2002	Wolf ..... 3.20	Wolf ..... 2	Wolf ..... 210.2	Wolf .....172
2003	Padilla ..... 3.62	Millwood .....#3	Millwood ..... 222.0	Wolf .....177
2004	Wolf ..... 4.28	Lidle ..... 2	Milton ..... 201.0	Milton .....161
2005	Myers ..... 3.72	none	Lieber ..... 218.1	Myers .....208
2006	Myers ..... 3.91	Floyd/Lieber ..... 1	Myers ..... 198.0	Myers .....189
2007	Hamels ..... 3.39	Durbin/Lieber ..... 1	Moyer ..... 199.1	Hamels .....177
2008	Hamels ..... 3.09	Hamels ..... 2	Hamels ..... 227.1	Hamels .....196
2009	Happ ..... 2.93	Hamels/Happ ..... 2	Blanton ..... 195.1	Hamels .....168
2010	Halladay ..... 2.44	Halladay .....*4	Halladay ..... *250.2	Halladay .....219
2011	Halladay ..... 2.35	Lee .....*6	Halladay ..... 233.2	Lee .....238
2012	Hamels ..... 3.05	Hamels ..... 2	Hamels ..... 215.1	Hamels .....216
2013	Lee ..... 2.87	Kendrick/Lee ..... 1	Lee ..... 222.2	Lee .....222
2014	Hamels ..... 2.46	none	Burnett ..... 213.2	Hamels .....198
2015	Hamels ..... 3.64	Hamels ..... 1	Harang ..... 172.1	Hamels .....137
2016	Eickhoff ..... 3.65	three with ..... 1	Eickhoff ..... 197.1	Eickhoff .....167
2017	Nola ..... 3.54	none	Nola ..... 168.0	Nola .....184

\* League leader # Tied for league lead

# INDIVIDUAL PITCHING RECORDS

Since 1900

KEY: (ML) Major League record; (MLT) Major League record tied; (NL) Nat'l League record; (NLT) Nat'l League record tied.

## MOST GAMES

**Season**—90, Kent Tekulve, 1987 (RH); 84, Rheal Cormier, 2004 (LH)

**Consecutive**—9, Kent Tekulve, 1987

**Rookie**—65, Jack Baldschun, 1961

**Career**—529, Robin Roberts

## MOST GAMES STARTED

**Season**—45, Grover Alexander, 1916 (RH); 41, Steve Carlton, 1972 (LH)

**Rookie**—42, George McQuillan, 1908

**Career**—499, Steve Carlton (LH); 472, Robin Roberts (RH)

**Consecutive, no relief appearances**—499, Steve Carlton

## MOST COMPLETE GAMES

**Season**—38, Grover Alexander, 1916 (RH); 34, Doc White, 1902 (LH)

**Rookie**—32, George McQuillan, 1908

**Career**—272, Robin Roberts

**Consecutive**—28, Robin Roberts, 8/28/52-7/5/1953

## MOST INNINGS PITCHED

**Game**—20, Tully Sparks, 8/24/1905 vs CHI (L 2-1); Mule Watson, 7/17/1918 at CHI (L 2-1); Joe Oeschger, 4/30/1919 vs BKN (T 9-9)

**Season**—389, Grover Alexander, 1916 (RH); 346.1, Steve Carlton, 1972 (LH)

**Season, reliever**—166.2, Andy Karl, 1945

**Rookie**—367, Grover Alexander, 1911

**Career**—3,739.1, Robin Roberts

## MOST CONSECUTIVE SCORELESS INNINGS

**Reliever**—32.2, Larry Andersen, 1984

**Starter**—41.2, Grover Alexander, 1911

**Start of career**—24, George McQuillan, 5/8-9/29/1907 (gm 1) (NL)

## MOST CONSECUTIVE BATTERS RETIRED

**Game**—27, Curt Simmons, 5/16/1953 at MIL (Bruton single to start game; then retired next 27); Robin Roberts, 5/13/1954 vs. CIN (Adams HR to start game; then retired next 27); Jim Bunning, 6/21/1964 at NYM (perfect game); Roy Halladay, 5/29/2010 at FLA (perfect game)

**Extra innings**—32, Rick Wise, 9/18/1971 vs CHI (12 inn.) W 4-3

## MOST BATTERS FACED

**Inning**—16, Hal Kelleher, 8th, 5/5/1938 at CHI; (L 21-2) (MLT)

## MOST AT-BATS

**Inning**—14, Hal Kelleher, 8th, 5/5/1938 at CHI (MLT)

## MOST HITS ALLOWED

**Inning**—11, Reggie Grabowski, 9th, (10 singles) 8/4/1934 (gm 2) vs NYG (NL)

**Consecutive hits, inning**—9, Erskine Mayer, 9th, 8/18/1913

**Game**—22, Dutch Schesler, 7/11/1931 (gm 1) vs NYG (8 inn.); 24, Joe Oeschger, 4/30/1919 vs BKN (20 inn.)

**Shutout, game**—12, George Smith, 4-0, 8/12/1921 at BOS (gm 2)

**Season**—348, Claude Passeau, 1937 (RH); 293, Steve Carlton, 1973 (LH)

**Rookie**—285, Grover Alexander, 1911; 283, Curt Davis, 1934

**Career**—3,661, Robin Roberts

## FEWEST HITS ALLOWED

**No-hitters, Phillies**—10, since 1900 (see separate chart in guide)

**No-hitters, opponents**—19, since 1900 (see separate chart in guide)

**One-hitters, career**—6, Steve Carlton (NL)

## MOST RUNS ALLOWED

**Inning**—12, Hal Kelleher, 8th, 5/5/1938 at CHI; (L 21-2) (NL)

**Game**—17, Bill Duggleby, 9/19/1903 (gm 1) at CIN; (L 17-7)

**Season**—178, Ray Benge, 1930 (RH); 164, Les Sweetland, 1930 (LH)

**Rookie**—141, Ham Iburg, 1902

**Career**—1,591, Robin Roberts

## MOST EARNED RUNS ALLOWED

**Season**—147, Robin Roberts, 1956 (RH); 143, Les Sweetland, 1930 (LH)

**Rookie**—130, Wayne LaMaster, 1937 (LH)

**Career**—1,437, Robin Roberts

## MOST HOME RUNS ALLOWED

**Inning**—4, Bill Kerksieck, 4th, 8/13/1939 (gm 1) at NYG; Charlie Bicknell, 6th, 6/6/1948 (gm 1) at STL (MLT)

**Consecutive, inning**—3, many; last: Héctor Neris, 9th, 4/29/2017 at LAD

**Game**—6, Bill Kerksieck, 8/13/1939 (gm 1) at NYG (MLT)

**Season**—46, Robin Roberts, 1956 (RH); 43, Eric Milton, 2004 (LH)

**Rookie**—25, Ray Semproch, 1958 and Nick Pivetta, 2017 (RH); Matt Beech, 1997 (LH)

**Career**—402, Robin Roberts (185 home, 217 away)

## MOST GRAND SLAMS

**Game**—2, June Green, 7/6/1929 (gm 2) vs STL (MLT)

**Consecutive games**—2, Bubba Church, 9/24-27/1950; Tug McGraw, 8/5-11/1979; Doug Bair, 7/7-9/1987; Tommy Greene, 8/22-27/1995 (MLT)

**Month**—2, June Green, July 1929; Bubba Church, Sept. 1950; Tug McGraw, Aug. 1979; Doug Bair, July 1987; Tommy Greene, Aug. 1995; Roy Halladay, May 2012

**Season**—4, Tug McGraw, 1979 (MLT)

## MOST TOTAL BASES

**Inning**—19, David Buchanan, 2nd, 8/11/2015 at ARI

## MOST WALKS

**Inning**—Unknown (NL record: 7, Bob Ewing, CIN, 4/19/1902, 4th)

**Game**—12, Fred Mitchell, 7/27/1903 vs BKN; Curt Simmons, 9/6/1948 vs NYG (6.1 inn., called due to darkness after 7)

**Season**—164, Earl Moore, 1911 (RH); 136, Steve Carlton, 1974 (LH)

**Rookie**—107, Jack Hamilton, 1962

**Career**—1,252, Steve Carlton

# INDIVIDUAL PITCHING RECORDS

## MOST STRIKEOUTS

**Inning**—4, Doc White, 7/21/1902 vs BKN, 5th; Jake Thompson, 8/12/2016 vs COL, 2nd

**Perfect inning (3 SO on 9 pitches)**—Andy Ashby, 6/15/1991 vs CIN; Juan Perez, 7/8/2011 vs ATL; Cole Hamels, 5/17/2014 vs CIN

**Game, RH**—17, Art Mahaffey, 4/23/1961 (gm 2) vs CHI

**Game, LH**—16, Steve Carlton, 6/9/1982 vs CHI; Cliff Lee, 5/6/2011 vs ATL

**Game, extra innings**—18, Chris Short, 10/2/1965 at NYM (gm 2)

**Consecutive, reliever**—6, Jack Meyer, 9/22/1958 (gm 1) vs PIT, 12th-13th inn. (1st 6 batters); Willie Hernandez, 7/3/1983 vs NYM, 8th-9th inn. (all 6 he faced); Antonio Bastardo, 4/8/2011 at ATL, 6th-7th inn. (final 6 he faced), & 8/5/2014 vs HOU, 11th-12th inn.

**Consecutive, starter**—Unknown (ML record: 10, Tom Seaver, NYM, 4/22/1970); 7, Steve Carlton, 5/9/1981 vs SD; Curt Schilling, 8/26/1996 at SF

**Consecutive, start of game**—Unknown (ML record: 8, Jim Deshaies, HOU, 9/23/1986 & Jacob deGrom, NYM, 9/15/2014); 6, Brandon Duckworth, 8/5/2002 vs LAD

**Consecutive, start of game, opp.**—6, Pete Falcone, 5/1/1980, NYM

**Season, starter**—319, Curt Schilling, 1997 (RH); 310, Steve Carlton, 1972 (LH)

**Season, reliever**—153, Dick Selma, 1970 (134 inn.) (NL)

**Rookie**—227, Grover Alexander, 1911; 188, Jack Sanford, 1957

**Career**—3,031, Steve Carlton

**MOST HIT BATSMEN**

**Inning**—Unknown (ML record: 3, done 18 times)

**Game**—4, Charley Schanz, 7/15/1945 vs CIN (gm 1) (MLT)

**Season**—19, Fred Mitchell, 1903; Jim Bunning, 1966 (RH); 16, John Lush, 1906 (LH)

**Career**—72, Jim Bunning

**MOST WILD PITCHES**

**Inning**—Unknown (ML record: 4, done 3 times)

**Game**—5, Ken Howell, 4/5/1989 at CHI (W 12-4)

**Season**—22, Jack Hamilton, 1962 (RH); 14, Chris Short, 1961 (LH)

**Rookie**—22, Jack Hamilton, 1962

**Career**—120, Steve Carlton

**MOST WINS**

**Season**—33, Grover Alexander, 1916 (RH); 27, Steve Carlton, 1972 (LH)

**Season, reliever**—16, Jim Konstanty, 1950

**Highest pct., team's wins**—45.8, Steve Carlton, 1972, 27-10 (59-97) (NL)

**Consecutive, season**—15, Steve Carlton, 6/7-8/17/1972

**3 consecutive games, relief pitcher**—3, Gene Garber, 5/15 (gm 2)-16-17/1975; Mitch Williams, 8/4-6-7/1991; Michael Stutes, 6/18-24/2011 (MLT)

**Rookie**—28, Grover Alexander, 1911 (ML)

**Career**—241, Steve Carlton (LH); 234, Robin Roberts (RH)

**Career, reliever**—54, Ron Reed

**Winning percentage, season**—800, Robin Roberts (28-7), 1952 (RH); .741, Steve Carlton (27-10), 1972 (LH)

**Wins at Shibe Park/Connie Mack Stadium, season**—14, Robin Roberts, 1952 (lost 2) and 1955 (lost 4)

**Wins at Shibe Park/Connie Mack Stadium, career**—126, Robin Roberts

**Wins at Veterans Stadium, season**—17, Steve Carlton, 1977 (lost 3)

**Wins at Veterans Stadium, career**—138, Steve Carlton (lost 62)

**Wins at Citizens Bank Park, season**—12, Roy Halladay, 2010 (lost 5)

**Wins at Citizens Bank Park, career**—56, Cole Hamels (lost 44)

## MOST LOSSES

**Season**—24, Charles Fraser, 1904 (RH); 22, Eppa Rixey, 1920 (LH)

**Season, reliever**—12, Gene Garber, 1975 (10-12)

**Consecutive, season**—12, Russ Miller, 5/12-8/12/1928; Hugh Mulcahy, 8/4-9/23/1940; Ken Reynolds, 5/29-8/25/1972

**Consecutive, start of season**—12, Russ Miller, 1928; Ken Reynolds, 1972

**Without a win, season**—12, Russ Miller, 1928 (NL)

**Rookie**—19, Al Gerheuser, 1943

**Career**—199, Robin Roberts (RH); 161, Steve Carlton (LH)

## MOST SHUTOUTS

**First ML game**—Eddie Stack, 6/7/1910, 1-0, vs CHI; Earl Caldwell, 9/8/1928, 4-0, vs BOS; Hal Kelleher, 9/17/1935, 1-0, vs CIN; Niles Jordan, 8/26/1951, 2-0, vs CIN; Dave Downs, 9/2/1972, 3-0, at ATL

**Opening Day**—3, Chris Short, 1965, 1968, 1970 (NLT)

**Season**—16, Grover Alexander, 1916 (ML)

**Consecutive**—4, Grover Alexander, 9/7-13-17-21/1911

**1-0 wins, season**—4, Grover Alexander, 1916

**1-0 losses, season**—5, George McQuillan, 1908; Jim Bunning, 1967 (MLT)

**Lost, season**—8, George McQuillan, 1908

**Rookie**—7, George McQuillan, 1908; Grover Alexander, 1911; 5, Ray Culp, 1963

**Career**—61, Grover Alexander

## MOST SAVES

**Consecutive appearances**—13, Steve Bedrosian, 5/25-6/30/1987

**Consecutive, without a blown save**—44, Brad Lidge, 4/7/2008-4/13/2009 (not including postseason)

**Season**—45, Jose Mesa, 2002 (RH); 43, Mitch Williams, 1993 (LH)

**Rookie**—16, Jack Meyer, 1955

**Career**—123, Jonathan Papelbon (RH); 102, Mitch Williams (LH)

## MOST GAMES FINISHED

**Season**—70, Billy Wagner, 2005 (LH); 64, Jose Mesa, 2002 (RH) and Jonathan Papelbon, 2012 (RH)

**Career**—313, Tug McGraw (LH); 255, Ron Reed (RH)

## MOST SACRIFICE FLIES

**Season**—15, Randy Lerch, 1979 (NL)

## MOST BALKS

**Season**—11, Steve Carlton, 1979 (NL)

## LOWEST EARNED RUN AVERAGE

**Season**—1.22, Grover Alexander, 1915

**Rookie**—1.53, George McQuillan, 1908

## 20 WINS, 20 LOSSES NEXT SEASON

Eppa Rixey (22-10) 1916, (16-21) 1917; Steve Carlton (27-10) 1972, (13-20) 1973

## TRIPLE CROWN (W-SO-ERA), NATIONAL LEAGUE

Grover Alexander, 31-241-1.22, 1915

Grover Alexander, 33-167-1.55, 1916

Grover Alexander, 30-201-1.86, 1917

Steve Carlton, 27-310-1.97, 1972

# TEAM PITCHING RECORDS

Since 1900

KEY: (ML) Major League record; (MLT) Major League record tied; (NL) Nat'l League record; (NLT) Nat'l League record tied.

## NUMBER OF PITCHERS

**Most**—31, 2017 (162 games); 26, 1995 (144 games)

**Fewest**—11, 1976 (162 games)

## MOST COMPLETE GAMES

**Season**—131 in 1904

**Consecutive, season**—5, 1955, 1966 & 1972

**Fewest, season**—1 in 2015 & 2017

## MOST INNINGS

**Game**—20, 8/24/1905 vs CHI (L 2-1); 7/17/1918 at CHI (L 2-1); 4/30/1919 vs BKN (T 9-9); 5/4/1973 vs ATL (W 5-4); 7/7/1993 vs LAD (W 7-6)

**Season**—1,480 in 1980

**Fewest, season**—1,299 in 1907 (154 games) (ML)

## MOST HITS ALLOWED

**Inning**—Unknown (AL & NL record not available)

**Consecutive, inning**—10, 6/12/1922 vs STL, 6th

**Game**—30, 9/2/1925 vs NYG (gm 2) (L 24-9)

**Season**—1,993 in 1930 (ML)

**Fewest, season**—1,086 in 1918

## MOST RUNS ALLOWED

**Inning**—14, 8/25/1922 at CHI, 4th

**Game**—28, 7/6/1929 vs STL (gm 2) (L 28-6) (NL)

**Season**—1,199 in 1930 (ML)

**Fewest, season**—445 in 1908

## MOST EARNED RUNS ALLOWED

**Season**—1,024 in 1930 (ML)

**Fewest, season**—332 in 1915 (ML)

## MOST HOME RUNS ALLOWED

**Inning**—4, 8/13/1939 at NYG (gm 1), 4th; 6/6/1948 at STL, 2nd; 6/22/1997 vs ATL, 3rd

**Game**—9, 9/4/1999 vs CIN (NL)

**Season**—221 in 2017

**Fewest, season**—49 in 1944 (since 1940)

## MOST GRAND SLAMS

**Game**—2, 9/5/1924 vs NYG; 7/6/1929 vs NYG; 5/1/1933 vs PIT; 4/30/1938 vs BOS; 7/14/97 at ATL

**Season**—8 in 1933

## MOST PINCH HOMERS

**Game**—2, 6/9/1954 vs CHI; 8/15/1962 vs NYM (13 inn.);

9/17/1963 vs NYM; 6/19/2010 vs MIN (10 inn.) (MLT)

## MOST WALKS

**Inning**—Unknown (AL & NL record not available)

**Game**—18, 8/24/2013 vs ARI (18 inn.)

**Season**—682 in 1974

**Fewest, season**—259 in 1901

## MOST STRIKEOUTS

**Inning**—4, Doc White, 7/21/1902 vs BKN, 5th; Jake Thompson, 8/12/2016 vs COL, 2nd (MLT)

**Game**—18, 5/6/2011 vs ATL (Cliff Lee, J.C. Romero, Danys

Baez); 4/29/2016 vs CLE (Adam Morgan, Andrew Bailey, Elvis Araujo, Héctor Neris, David Hernandez)

**Season**—1,385 in 2012

**Fewest, season**—284 in 1900

## MOST HIT BATSMEN

**Inning**—3, 5/15/1960 vs CIN (gm 1), 8th

**Game**—Unknown (AL & NL record not available)

**Season**—77 in 2003

**Fewest, season**—13 in 1950

## MOST WILD PITCHES

**Inning**—Unknown (NL/MLT record: 4, ATL vs HOU, 5th, 8/4/1979)

**Game**—5, 4/5/1989 at CHI; 5/4/1997 at COL

**Season**—91 in 1989

**Fewest, season**—14 in 1952

## MOST BALKS

**Inning**—Unknown (NL record: 3, 3 times)

**Game**—2, 29 times; last: 4/20/2012 at SD

**Season**—27 in 1984

**Fewest, season**—0 in 1946 & 1955 (MLT)

## MOST WINS

**Season**—102 in 2011

**Fewest, season**—42 in 1942

## MOST LOSSES

**Season**—111 in 1941

**Fewest, season**—60 in 2011

## MOST SHUTOUTS

**Season, won**—26 in 1916

**Season, lost**—23 in 1908 & 1909

**Longest**—18, 10/2/1925 at NYG (T 0-0)

**Fewest, season**—2 in 1942

**1-0 shutouts, won**—7 in 1913

**Longest 1-0 win**—16 inn., 5/17/1991 vs CHI

**1-0 shutouts, lost**—10 in 1967 (MLT)

**Consecutive, games**—4 in 1951 (Robin Roberts, 7/25 at STL; Ken Johnson, 7/26 at STL; Bubba Church, 7/27 at CHI; Russ Meyer, 7/28 at CHI) and 1969 (Jerry Johnson, 8/13 at ATL; Woodie Fryman, 8/14 at ATL; Grant Jackson, 8/15 vs HOU; Rick Wise, 8/16 vs HOU)

**Consecutive innings**—41 in 1951

**Consecutive 1-0 losses, season**—3, 5/11-12-13/1960 (MLT)

## MOST SAVES

**Season**—48 in 1987

**Fewest, season**—15 in 1972

## LOWEST EARNED RUN AVERAGE

**Season**—2.18 in 1915

## HIGHEST EARNED RUN AVERAGE

**Season**—6.70 in 1930 (ML)

## DEFENSE



## LEAGUE LEADERS - DEFENSE

1900	Nap Lajoie, 2b	.954	1941	Pinky May, 3b	.972	1976	Dave Cash, 2b	.988
	Ed McFarland, c	.963		Danny Litwhiler, of	1.000		Larry Bowa, ss	.986
1901	Harry Wolverton, 3b	.921	1942	Pinky May, 3b	.963	1978	Bob Boone, c	.991
	Bill Hallman, 2b	.971	1943	Frank McCormick, 1b	.999		Bake McBride, of	.996
1903	Harry Wolverton, 3b	.941	1946	Dutch Leonard, p	1.000	1979	Larry Bowa, ss	.991
1904	Harry Wolverton, 3b	.925	1947	Willie Jones, 3b	.993	1980	Pete Rose, 1b	.997
1906	Roy Thomas, of	.986	1954	Willie Jones, 3b	.968		Steve Carlton, p	1.000
1909	Kitty Bransfield, 1b	.989	1955	Willie Jones, 3b	.960	1982	Garry Maddox, cf	.992
1910	Mickey Doolan, ss	.948		Andy Seminick, c	.994		Manny Trillo, 2b	.994
1911	Sherry Magee, of	.981	1956	Willie Jones, 3b	.973	1984	Ozzie Virgil, c	.994
1913	Hans Lobert, 3b	.974	1958	Willie Jones, 3b	.967	1986	Mike Schmidt, 3b	.980
	Bill Killefer, c	.988		Robin Roberts, p	1.000	1994	Milt Thompson, of	1.000
1914	Hans Lobert, 3b	.944	1962	Tony Gonzalez, of	1.000	1995	Jim Eisenreich, of	1.000
1915	Bobby Byrne, 3b	.969	1963	Tony Taylor, 2b	.986	1999	Mike Lieberthal, c	.997
1916	Bill Killefer, c	.985		Don Demeter, of	1.000	2002	Doug Glanville, cf	1.000
1917	Dode Paskert, of	.984		Chris Short, p	1.000	2004	Placido Polanco, 2b	.995
	Bill Killefer, c	.984	1964	Tony Gonzalez, of	.996	2006	Shane Victorino, of	1.000
1922	Butch Henline, c	.983	1966	Bill White, 1b	.994	2007	Aaron Rowand, of	.995
1924	Heinie Sand, ss	.959	1967	Bobby Wine, ss	.980	2008	Jimmy Rollins, ss	.988
	George Harper, of	.986		Tony Gonzalez, of	.993	2009	Jimmy Rollins, ss	.990
1927	Jimmy Cooney, ss	.978	1968	Cookie Rojas, 2b	.987	2010	Placido Polanco, 3b	.986
	Dick Spalding, of	.992		Johnny Callison, of	1.000	2011	Placido Polanco, 3b	.977
1929	Walt Larian, c	.986		Larry Jackson, p	1.000		Shane Victorino, of	1.000
1932	Pinky Whitney, 3b	.960	1971	Larry Bowa, ss	.987	2012	Jimmy Rollins, ss	.978
	Don Hurst, 1b	.993		Rick Wise, p	1.000	2014	Jimmy Rollins, ss	.988
1935	Johnny Vergez, 3b	.953	1972	Don Money, 3b	.978		Cole Hamels, p	1.000
1937	Pinky Whitney, 3b	.982		Larry Bowa, ss	.987	2016	Freddy Galvis, ss	.987
	Dolph Camilli, 1b	.994	1973	Greg Luzinski, of	.993		Jeremy Hellickson, p	1.000
1939	Pinky May, 3b	.956		Ken Brett, p	1.000	2017	Freddy Galvis, ss	.989
1940	Ham Schulte, 2b	.980	1974	Larry Bowa, ss	.984		Aaron Nola, p	1.000

### ALL-TIME FIELDING TEAM

Pos.	Player	Year	G	TC	E	PCT
1B	Frank McCormick	1946	134	1283	1	*.999
2B	Placido Polanco	2004	109	571	3	.995
SS	Larry Bowa	1979	146	683	6	.991
3B	Placido Polanco	2010	123	351	5	.986
OF	Danny Litwhiler	1942	151	317	0	#1.000
OF	Tony Gonzalez	1962	114	276	0	#1.000
OF	Don Demeter	1963	119	172	0	#1.000
OF	Johnny Callison	1968	109	197	0	#1.000
OF	Jim Eisenreich	1995	111	207	0	#1.000
OF	Doug Glanville	2002	117	227	0	#1.000
OF	Shane Victorino	2011	130	296	0	#1.000
C	Mike Lieberthal	1999	143	946	3	.997
P	Eppa Rixey	1917	39	108	0	#1.000

\* League record

# Tied league record

### DID YOU KNOW?

The Phillies team record for most errors in a game is nine, occurring on August 5, 1904 vs Cincinnati. The Phils have made eight errors in a game twice, April 24, 1922 vs New York and August 18, 1941 vs Cincinnati.

## TRIPLE PLAYS

### TURNED BY PHILLIES

Date	Opponent	Fielders	Batter
9/8/1890	vs BKN	Allen (ss) to Myers (2b) to McCauley (1b)	Smith
4/23/1891	vs BKN	Shindle (3b) to Allen (ss)	O'Brien
9/5/1908	vs NYG	Doolan (ss) to Knabe (2b) to Doooin (c) to Grant (3b) to Doolan to Doooin to Grant	Devlin
9/4/1909	vs BKN	Doolan (ss) to Ward (2b) to Bransford (1b) to Doooin (c)	Bell
8/12/1916	vs NYG	Bancroft (ss) to Byrne (3b) to Bancroft	Robertson
5/26/1918	at CIN	Bancroft (ss) to Luderus (1b)	Magee
7/6/1923	vs PIT	Mokan (lf) to Henline (c) to Sand (ss)	Carey
7/4/1924	at NYG	Ford (3b) to Sand (ss) to Holke (1b)	Groh
5/1/1925	vs BOS	Schultz (rf) to Henline (c) to Fonseca (2b)	O'Neil
6/29/1925	vs BKN	Carlson (p) to Sand (ss) to Hawks (1b)	DeBerry
6/3/1929	at PIT	Thompson (2b) to Hurst (1b) to Friberg (ss)	Grimes
9/16/1930	vs PIT	Thompson (2b) to Sherlock (1b)	Traynor
7/1/1931	vs CHI	Mallon (2b) to Friberg (1b) to Bartell (ss)	Taylor
4/26/1935	at NYG	Wilson (c) to Bivin (p) to Ryan (ss) to Camilli (1b)	Mancusco
7/23/1948	at CIN	Caballero (3b) to Hamner (2b) to Sisler (1b)	Stallcup
6/23/1949	at PIT	Miller (2b) to Hamner (ss) to Sisler (1b)	Stevens
6/22/1950	vs PIT	Miller (p) to Hamner (ss) to Waitkus (1b) to Seminick (c)	Bell
9/25/1955	at NYG	Kazanski (ss) to Morgan (2b) to Blaylock (1b)	Hoffman
6/28/1958	vs STL	Hemus (2b) to Anderson (1b)	K. Boyer
5/17/1964	at HOU	Herrnstein (1b) to Wine (ss) to Herrnstein to Triandos (c)	Grote
8/15/1964	at NYM	Boozler (p) to Amaro (ss) to Thomas (1b)	Klaus
10/2/1964	at CIN	Johnson (lf) to Wine (ss) to Taylor (2b) to Power (1b)	D. Johnson
8/15/1967	vs NYM	Allen (3b) to Rojas (2b) to White (1b)	Linz
5/4/1968	vs PIT	Wine (ss) to Rojas (2b) to White (1b)	Mota
4/28/1991	vs SD	Ready (2b) to Jordan (1b)	T. Gwynn
9/20/1992	at PIT	Morandini (2b) unassisted	King
8/20/1998	at SF	Arias (ss) to Lewis (2b) to Brogna (1b)	Kent
5/15/1999	vs NYM	Arias (ss) to Jordan (2b)	Piazza
4/21/2007	at CIN	Nunez (3b) to Utley (2b) to Helms (1b)	Ross
9/12/2007	vs COL	Dobbs (3b) to Utley (2b)	Holliday
8/23/2009	at NYM	Bruntlett (2b) unassisted	Franchoeur
8/7/2016	at SD	Franco (3b) to Hernández (2b) to Joseph (1b)	Blash
8/27/2017	vs CHI	Hoskins (lf) to Hernández (2b) to Joseph (1b)	Baez

### TURNED VS PHILLIES

Date	Opponent	Fielders	Batter
9/8/1885	vs NYG	Connor (1b) to Gerhardt (2b)	Ferguson
8/4/1887	at CHI	Pfeffer (2b) to Williamson (ss) to Burns (3b)	McGuire
9/11/1894	at PIT	Steere (ss) to Beckley (1b) to Sugden (c) to Bierbauer (2b)	DeLahanty
6/26/1902	vs NYG	Bean (ss) to Smith (2b) to O'Hagan (1b) to Yeager (c)	Jacklitsch
7/27/1907	at PIT	Nealon (1b) to Wagner (ss) to Nealon	Courtney
9/23/1907	at CHI	Howard (1b) to Tinker (ss)	Doooin
9/3/1908	vs BKN	Pastorius (p) to Alperman (2b) to Jordan (1b)	Doooin
10/9/1911	vs BOS	Ingerton (ss) to Sweeney (2b) to Houser (1b)	Knabe
4/24/1914	at NYG	Doyle (2b) to Merkle (1b) to Fletcher (ss) to McLean (c)	Luderus
7/17/1919	vs STL	Lavan (ss) to Hornsby (3b)	Sicking
7/7/1920	at PIT	Cooper (p) to Caton (ss) to Grimm (1b)	Wheat
8/21/1920	at PIT	Cooper (p) to McKechnie (3b) to Whitted (1b)	LeBourveau
7/27/1921	at STL	Hornsby (ss) to Toporcer (2b) to Fournier (1b)	Rapp
9/3/1922	at NYG	Youngs (rf) to Bancroft (ss) to Groh (3b) to Kelly (1b)	Smith
10/6/1923	at BOS	Padgett (ss) unassisted	Holke
7/30/1924	vs STL	Bottomley (1b) to Cooney (ss) to Hornsby (2b)	Mokan
9/6/1924	vs NYG	Frisch (2b) to Terry (1b)	Schultz
5/18/1929	vs BKN	Hendrick (1b) to Bancroft (ss)	O'Doul
5/25/1929	at BKN	Bancroft (ss) to Hendrick (1b) to Moore (2b)	Peel
5/29/1934	at BOS	Frankhouse (p) to Jordan (1b) to Urbanski (ss)	Jeffries
8/4/1934	vs NYG	Critz (2b) to Terry (1b) to Jackson (ss)	Allen
9/16/1936	vs STL	Haines (p) to Mize (1b) to Durocher (ss)	Grace
7/12/1937	vs NYG	Ott (rf) to Mancusco (c) to Bartell (ss) to Chiozza (3b)	Arnovich
9/6/1942	vs BOS	Earley (p) to Miller (ss) to West (1b)	Murtaugh
8/23/1947	vs STL	Rice (c) to Marion (ss) to Musial (1b)	Gilbert
5/21/1950	vs STL	Garagiola (c) to Glaviano (3b) to Marion (ss) to Musial (1b)	Waitkus
8/30/1953	vs CIN	Bridges (2b) to McMillian (ss) to Kluzewski (1b)	Hammer
7/6/1960	at MIL	Cottier (2b) to Adcock (1b) to Crandall (c) to Mathews (3b)	Smith
7/15/1978	at ATL	Horner (3b) to Hubbard (2b) to Murphy (1b)	Cardenal
4/11/1981	at STL	Templeton (ss) to Porter (c) to Hernandez (1b) to Herr (2b) to Oberfell (3b)	Mathews
9/3/2002	at MTL	Schneider (c) to Cabrera (ss) to Galarraga (1b) to Cabrera to Tatis (3b)	Anderson
8/19/2004	vs HOU	Ensberg (3b) to Kent (2b) to Lamb (1b)	Pratt



# OUTFIELD ASSISTS

## 14 OR MORE OUTFIELD ASSISTS

(Since 1910)

1910	Bates ..... 24	1925	Harper ..... 16	1948	Ennis ..... 15
	Titus ..... 22	1926	Mokan ..... 16		Ashburn ..... 14
1911	Paskert ..... 20		Leach ..... 15	1949	Ennis ..... #16
	Magee ..... 14		Williams ..... 14	1951	Ashburn ..... 15
1912	Cravath ..... #26	1927	Leach ..... *26		Ennis ..... 14
	Paskert ..... 19		Williams ..... 22	1952	Ashburn ..... *23
1913	Cravath ..... 20	1928	Sothorn ..... *19	1953	Ashburn ..... *18
	Paskert ..... 19	1929	Klein ..... 18		Ennis ..... 14
1914	Cravath ..... #34		O'Doul ..... 14	1957	Ashburn ..... *18
	Paskert ..... 19	1930	Klein ..... †44	1959	H. Anderson ..... *17
	Becker ..... 17		Sothorn ..... 15	1960	Walters ..... 17
1915	Cravath ..... *28	1931	Arlett ..... 14	1962	Callison ..... *24
1916	Cravath ..... 17	1932	Klein ..... *29	1963	Callison ..... *26
	Paskert ..... 14		Davis ..... 15	1964	Callison ..... *19
1917	Paskert ..... 19	1933	Klein ..... *21	1965	Callison ..... *21
	Whitted ..... 19		Fullis ..... 15	1972	Montanez ..... #15
	Cravath ..... 17	1934	Allen ..... 19	1973	Unser ..... 14
1918	Cravath ..... 19		Moore ..... 18	1982	Matthews ..... 14
	Meusel ..... 14	1935	Allen ..... *26	1985	Wilson ..... *18
1919	Meusel ..... 14		Moore ..... 18	1986	Wilson ..... *20
1920	Williams ..... 22		Watkins ..... 18	1987	Wilson ..... *18
	LeBourveau ..... 16	1938	Arnovich ..... 18	1988	Bradley ..... 14
	Stengel ..... 16	1943	Northey ..... 19	1998	Abreu ..... 17
1921	Williams ..... *29	1944	Northey ..... #24		Glanville ..... 14
	Meusel ..... 18	1945	DiMaggio ..... 16	2001	Burrell ..... *18
1922	Walker ..... 24	1946	Wyrostek ..... 18		
	Williams ..... 19		Ennis ..... 16		
1923	Walker ..... 19	1947	Walker ..... 15		
	Mokan ..... 16				

\* League leader  
# Tied for league lead  
† ML record

## SEASON TOP 10

Klein, 1930 ..... 44	Leach, 1927 ..... 26
Cravath, 1914 ..... 34	Allen, 1935 ..... 26
Williams, 1921 ..... 29	Callison, 1963 ..... 26
Klein, 1932 ..... 29	4 with ..... 24
Cravath, 1915 ..... 28	Last: Callison, 1962
Cravath, 1912 ..... 26	

## 50 OR MORE, CAREER

Delahanty ..... 221	Ennis ..... 134	Meusel ..... 62
S. Thompson ..... 202	Paskert ..... 120	T. Gonzalez ..... 61
Titus ..... 181	B. Hamilton ..... 100	G. Wilson ..... 60
C. Williams ..... 173	Flick ..... 91	Leach ..... 55
R. Thomas ..... 172	Abreu ..... 89	Wyrostek ..... 55
Klein ..... 171	Burrell ..... 86	Victorino ..... 54
Cravath ..... 168	Manning ..... 84	Mokan ..... 52
Ashburn ..... 154	E. Andrews ..... 77	Whitted ..... 51
Fogarty ..... 154	Maddox ..... 77	Glanville ..... 51
Callison ..... 153	Luzinski ..... 67	J. Moore ..... 50
S. Magee ..... 136	Northey ..... 63	

## CLUB FIELDING RECORDS

Since 1900

KEY: (ML) Major League record; (MLT) Major League record tied; (NL) Nat'l League record; (NLT) Nat'l League record tied.

### ERRORS

**Most, game**—9, 8/5/1904 vs CIN

**Most, season**—403 in 1904 (155 games)

**Fewest, season**—74 in 2011 (162 games)

### ERRORLESS GAMES

**Season**—108 in 2009 (162 games)

**Consecutive, season**—12 in 2009

### DOUBLE PLAYS

**Most, game**—6, 3 times; last: 8/14/1962 at NYM

**Most, season**—179, in 1961 (155 games); in 1973 (162 games)

**Fewest, season**—112 in 1984 (162 games)

### CONSECUTIVE GAMES, 1 OR MORE DPS

**Season**—16 (29 DP) in 1961

### TRIPLE PLAYS

**Most, season**—3 in 1964 (MLT)

### PASSED BALLS

**Most, game**—Unknown (ML record: 6)

**Most, season**—27, in 1971 (162 games); in 1947 (155 games)

**Fewest, season**—3, in 1952, 1956 (154 games)

### PUTOUTS

**Most, season**—4,440 in 1980 (162 games)

**Fewest, season**—3,889 in 1907 (149 games) (ML)

### ASSISTS

**Most, game**—33, 4/30/1919 vs BKN (20 inn.)

**Most, season**—2,176 in 1921 (154 games)

**Fewest, season**—1,437 in 1957 (156 games) (NL)

### TOTAL CHANCES

**Most, game**—95, 4/30/1919 vs BKN (20 inn.)

**Most, season**—6,654 in 1913 (159 games)

**Fewest, season**—5,655 in 1955 (154 games) (NL)

### FIELDING PERCENTAGE

**Highest, season**—.988 in 2011 (162 games)

**Lowest, season**—.937 in 1904 (155 games) (NL)

## FIELDING RECORDS BY POSITION

### FIRST BASE

**Pct.** .999 by Frank McCormick, 1946

**Putouts** 1,597 by Fred Luderus, 1917

**Assists** 141 by Rico Brogna, 1998

**Double Plays** 142 by Eddie Waitkus, 1950

### SECOND BASE

**Pct.** .995 by Placido Polanco, 2004

**Putouts** 450 by Emil Verban, 1947

**Assists** 562 by Frank Parkinson, 1922

**Double Plays** 141 by Dave Cash, 1974

### THIRD BASE

**Pct.** .986 by Placido Polanco, 2010

**Putouts** 229 by Ernie Courtney, 1905

**Assists** 404 by Mike Schmidt, 1974 (NL)

**Double Plays** 40 by Mike Schmidt, 1974

### SHORTSTOP

**Pct.** .991 by Larry Bowa, 1979

**Putouts** 404 by Monte Cross, 1898

**Assists** 560 by Larry Bowa, 1971

**Double Plays** 113 by Tom Thevenow, 1930

### OUTFIELD

**Pct.** 1.000 by Danny Litwhiler, 1942;

Tony Gonzalez, 1962;

Don Demeter, 1963;

Johnny Callison, 1968;

Jim Eisenreich, 1995;

Doug Glanville, 2002;

Shane Victorino, 2006 & 2011

538 by Richie Ashburn, 1951

44 by Chuck Klein, 1930 (ML)

11 by Sam Thompson, 1896

### Putouts

### Assists

### Double Plays

### CATCHER

**Pct.** .997 by Mike Lieberthal, 1999;

Carlos Ruiz, 2007

**Putouts** 981 by Darren Daulton, 1993

**Assists** 199 by Red Dooïn, 1909

**Double Plays** 19 by Darren Daulton, 1993

### PITCHER

**Pct.** 1.000 by many (most total chances, no errors: 108 by Eppa Rixey, 1917)

**Putouts** 33 by Charlie Ferguson, 1886

**Assists** 122 by Charlie Buffinton, 1888

**Double Plays** 12 by Curt Davis, 1934

## CAREER GAMES BY POSITION

### FIRST BASE

	YEARS	GAMES
1. Ryan Howard	2004-16	1,477
2. Fred Luderus	1910-20	1,298
3. Sid Farrar	1883-89	816
4. Don Hurst	1928-34	815
5. Kitty Bransfield	1905-11	781

### SECOND BASE

	YEARS	GAMES
1. Chase Utley	2003-15	1,453
2. Tony Taylor	1960-71; 74-76	1,003
3. Otto Knabe	1907-13	931
4. Mickey Morandini	1990-97; 2000	926
5. Juan Samuel	1983-88	792

### SHORTSTOP

	YEARS	GAMES
1. Jimmy Rollins	2000-14	2,058
2. Larry Bowa	1970-81	1,730
3. Mickey Doolan	1905-13	1,297
4. Granny Hamner	1944-59	924
5. Heinie Sand	1923-28	772

### THIRD BASE

	YEARS	GAMES
1. Mike Schmidt	1972-89	2,212
2. Willie Jones	1947-59	1,495
3. Pinky Whitney	1928-33; 36-39	1,078
4. Scott Rolen	1996-2002	842
5. Joe Mulvey	1883-89; 92	682

### OUTFIELD

	YEARS	GAMES
1. Richie Ashburn	1948-59	1,785
2. Del Ennis	1946-56	1,601
3. Sherry Magee	1904-14	1,415
4. Johnny Callison	1960-69	1,379
5. Bobby Abreu	1998-2006	1,331
6. Cy Williams	1918-30	1,324
7. Chuck Klein	1928-33; 36-44	1,284
8. Garry Maddox	1975-86	1,281
9. Roy Thomas	1899-1908; 10-11	1,257
10. Greg Luzinski	1970-80	1,221

### CATCHER

	YEARS	GAMES
1. Mike Lieberthal	1994-2006	1,139
2. Red Dooen	1902-14	1,124
3. Bob Boone	1972-81	1,095
4. Carlos Ruiz	2006-16	1,029
5. Darren Daulton	1983; 85-95	965

### PITCHER

	YEARS	GAMES
1. Robin Roberts	1948-61	529
2. Steve Carlton (LH)	1972-86	499
3. Ryan Madson	2003-11	491
4. Tug McGraw (LH)	1975-84	463
5. Chris Short (LH)	1959-72	459



# SCOUTING & PLAYER DEVELOPMENT



## PRO SCOUTING STAFF



**Erick Dalton**  
Professional Coverage



**Todd Donovan**  
Professional Coverage



**Jeff Harris**  
Professional Coverage



**Steve Jongewaard**  
Professional Coverage




**Gordon Lakey**  
Professional Coverage



**Jesse Levis**  
Professional Coverage



**Jon Mercurio**  
Professional Coverage



**Roy Tanner**  
Professional Coverage

## AMATEUR SCOUTING STAFF



**Greg Schilz**  
Assistant Director,  
Scouting



**Bill Moore**  
National Scouting  
Coordinator



**Darrell Conner**  
West Regional  
Supervisor



**Buddy Hernandez**  
Southeast Regional  
Supervisor



**Brad Holland**  
Southwest Regional  
Supervisor



**Gene Schall**  
Midwest Regional  
Supervisor



**Stewart Smothers**  
Mid-Atlantic/  
Northeast Regional  
Supervisor

## AMATEUR SCOUTING STAFF



**Alex Agostino**  
Canada, ME, VT, NH,  
MA, CT, NY



**Connor Betzeze**  
PA, Upstate NY, NJ,  
DE, MD, DC



**Shane Bowers**  
Southern and  
Central CA



**Will Brunson**  
Southern TX



**Joey Davis**  
Northern CA,  
Northern NV



**Chris Duffy**  
AZ, CO, NM, UT



**Mike Garcia**  
Southern CA,  
Southern NV



**Aaron Jersild**  
GA, SC



**Brian Kohlscheen**  
OK, AR,  
Northern TX



**Kellan McKeon**  
VA, NC



**Timi Moni**  
TN, KY, WV, OH



**Justin Morgenstern**  
IL, IN, MI, WI, MN



**Justin Munson**  
MS, KS, NE, IA,  
SD, ND



**Demerius Pittman**  
Southern CA, HI



**Luis Raffan**  
Southern FL, PR



**Hilton Richardson**  
WA, OR, ID, MT, WY,  
AK, Western Canada



**Mike Stauffer**  
MS, LA, AL,  
FL Panhandle



**Jeff Zona Jr.**  
Central and  
Northern FL

### INDEPENDENT CONTRACTOR SCOUTS

**Luis Castro** (PR)

**Chris Colwell** (Chicago)

**James Davis** (Southern CA)

**Steve DiPuglia** (Southern FL)

**Tom Downey** (New York City)

**Eddie Fitzpatrick** (MA)

**Rowland George** (DE)

**Bobby Gould** (Southern CA)

**Manny Guerra** (NV)

**Wes Hamilton** (TX)

**John Labonia** (IA)

**Jason Larue** (TX)

**Del Mintz** (PA)

**Wilmer Reid** (Philadelphia)

**Manny Rodriguez** (TX)

**Eduardo Rosario** (Central FL)

**Dave Ryles** (Pacific Northwest)

**Chuck Schnabel** (NJ)

**Dave Soper** (MA)

**Keith Stubbs** (MD)

**Ben Wierzbicki** (MO)

# INTERNATIONAL SCOUTING STAFF



**Jesús Méndez**  
International  
Coordinator



**Carlos Salas**  
Latin American  
Coordinator



**Rafael Alvarez**  
Supervisor, Venezuela



**Roberto Aquino**  
Dominican Republic  
Crosschecker



**Oneri Fleita**  
Supervisor, Mexico



**Ubaldo Heredia**  
Latin American  
Crosschecker



**Howard Norsetter**  
Pacific Rim  
Crosschecker



**Norman Anciani**  
Panama,  
Central America



**Alvaro Blanco**  
Colombia



**Alex Choi**  
South Korea



**Derrick Chung**  
International  
Pro Scout



**Juan Feliciano  
de Castro**  
Dominican Republic



**Franklin Felida**  
Dominican Republic



**Luis García**  
Dominican Republic



**Andrés Hiraldo**  
Dominican Republic



**William Mota**  
Venezuela



**Isao O'Jimi**  
Japan



**Rómulo Oliveros**  
Venezuela



**Bernardo Pérez**  
Dominican Republic



**Ebert Velásquez**  
Venezuela



**Youngster Wang**  
Taiwan

## INTERNATIONAL INDEPENDENT CONTRACTOR SCOUTS

**Charlie Gastelum**  
Mexico

**Gene Grimaldi**  
Antilles

**Dargello Lodowick**  
Curacao

**Phil Riccobono**  
Japan

**Claudio Scerrato**  
Italy

## MINOR LEAGUE STAFF



### **DOUG MANSOLINO – Field Coordinator**

**Born:** Plainfield, NJ... **Resides:** Knoxville, TN... Former infielder. The 2018 season is his 34th year as a coach at the major and minor league levels and fifth at his current position of field coordinator. Joined the Phillies in 2008 as the infield coordinator and also spent the majority of the season managing the Gulf Coast League Phillies (R) to the league championship. Prior to joining the Phillies, he spent three years (2005-07) as Houston's third base coach under manager Phil Garner. Also worked under Garner with Milwaukee (1998-99) and Detroit (2000-02) as first base, third base and bench coach. In Detroit, he also served as the infield instructor and coordinated spring training. Served as the Chicago White Sox first base and third base coach and infield instructor for five years (1992-96) after a four-year stint in the club's minor

league system as field coordinator (1988), roving infield instructor (1989) and defensive coordinator (1990-91). Spent two seasons (2003-04) with Pittsburgh as the roving infield instructor and defensive coordinator and one year (1997) managing in the New York Mets farm system. Began his coaching career in San Francisco's minor league system as a roving infield instructor and triple-A coach (1985-86). Managed Caribes de Oriente in the Venezuelan Winter League in 1995. Has a BA in physical education from California State University at Long Beach. Was the 2017 recipient of the John Vukovich Award.

### **ANDY TRACY – Hitting/Assistant Field Coordinator**

**Born:** Bowling Green, OH... **Resides:** Columbus, OH... Former first baseman. Joined the Phillies player development staff in 2012 as the manager for Williamsport (A), his first season as a manager or coach at any level. Was promoted to hitting coordinator for the 2013 season and had assistant field coordinator duties added in 2014. Played 16 years of professional baseball (1996-2011) after being selected by the Montreal Expos in the 16th round of the 1996 draft, and appeared in 149 major league games over parts of five seasons with the Expos (2000-01), Colorado Rockies (2004) and Phillies (2008-09). Finished his minor league career with a .268 batting average, 296 home runs and 1,064 RBI in 1,590 games. Spent his final season (2011) with triple-A Reno of the Pacific Coast League following three years (2008-10) at the Phillies' triple-A affiliate in Lehigh Valley. Holds Lehigh Valley's all-time records in home runs (69), RBI (261) and walks (207).



### **FRANK CACCIATORE – Assistant Hitting Coordinator**

**Born:** Tampa, FL... **Resides:** Orlando, FL... Former outfielder/first baseman. Named to his current position prior to the 2017 season. Originally joined the Phillies player development system in 2008 as a coach for Reading (AA), a position he held for eight years (2008-13; 2015-16). Coached for Clearwater (A) in 2014. Managed St. Lucie (A) in 2007 and Hagerstown (A) in 2006 for the Mets. Spent four seasons in the Montreal/Washington farm system as a coach with Harrisburg (AA, 2002 & 2005) and as the hitting coordinator (2003-04) after his three years in Florida's minor league system as the manager for Portland (AA, 1999) and a coach for Brevard County (A, 2000-01). Also spent four seasons in San Francisco's system as a coach for Clinton (A, 1993), manager (1996) and coach (1998) for Shreveport (AA) and manager for San Jose (A, 1997). Coached and managed in Houston's farm system for five years (1988-92). Also coached at his alma mater, Florida Southern College, from 1976-82, before being named head coach at Palm Beach Junior College. Played professionally for two seasons in Detroit's minor league system and reached as high as double-A.

### **RAFAEL CHAVES – Pitching Coordinator**

**Born:** Isabela, PR... **Resides:** Winter Garden, FL... Former pitcher. Joined the Phillies organization prior to the 2015 season after six years with the Los Angeles Dodgers as special assistant, player personnel (2014) and minor league pitching coordinator (2009-13). In 2008, was the triple-A pitching coach for the New York Yankees at Scranton/Wilkes-Barre, overseeing a staff that led the International League with a 3.67 ERA and won the IL championship. Prior to that, spent 10 years in the Seattle Mariners organization as a pitching coach at every level, including two years (2006-07) with the major league club. Worked his way up the minor league chain in Seattle, making stops at the Arizona League Mariners (1998), rookie-level Everett (1999), single-A Wisconsin (2000), single-A San Bernardino (2001), double-A San Antonio (2002-03) and triple-A Tacoma (2004-05). Pitched in the minor leagues for 12 years (1986-97), going 35-41 with a 3.51 ERA in 487 games (5 starts) with four organizations: San Diego Padres (1986-92), Baltimore Orioles (1993), Florida Marlins (1994) and Pittsburgh Pirates (1995-97).





## MINOR LEAGUE STAFF



### CHRIS TRUBY – Infield Coordinator

**Born:** Palm Springs, CA... **Resides:** Fishers, IN... Former third baseman. Played four seasons in the major leagues with Houston (2000-01), Montreal (2002), Detroit (2002) and Tampa Bay (2003), hitting .231 with 23 home runs in 263 games. Retired following the 2007 season after brief stints with Altoona (AA) and Indianapolis (AAA) and joined Pittsburgh's player development staff for the 2008 season as a coach with Lynchburg (A). Was originally signed by Houston as a non-drafted free agent in 1992. Since joining the Phillies player development staff, has been a manager with Williamsport (A, 2009-10), Lakewood (A, 2011) and Clearwater (A, 2012-13) before being named to his current position prior to the 2014 season.

### ANDY ABAD – Outfield Coordinator

**Born:** Palm Beach, FL... **Resides:** Jupiter, FL... Former outfielder/first baseman. Was added to the Phillies player development staff in 2012 after spending the previous three years (2009-11) as a coach in the Arizona Diamondbacks minor league system. Coached for Yakima (A) in 2009 and 2010 and Visalia (A) in 2011. Former 16th-round selection by the Boston Red Sox who appeared in a combined 15 major league games between the Oakland A's (2001), Red Sox (2003) and Cincinnati Reds (2006). Played in Japan during the 2000 season. Finished his minor league career with a .290 batting average and 157 home runs in 1,480 games.



### ERNE WHITT – Catching Coordinator

**Born:** Detroit, MI... **Resides:** Mt. Clemens, MI... Former catcher. Joined the Phillies in 2009 after spending the previous five years (2004-08) on Toronto's major league staff as bench (2004-07) and first base coach (2008). Spent his first season with Philadelphia as the manager for Clearwater (A) before becoming the minor league catching coordinator. Served as the manager for Team Canada in the 2006, 2009, 2013 and 2017 World Baseball Classics. Started his coaching career in 1997 as Toronto's roving minor league catching instructor, a role he held through the 2002 season. Briefly managed Dunedin (A) and Syracuse (AAA) during the 1997 season. In 1999, managed Team Canada in the Pan-American Games in Winnipeg, guiding the club to a bronze medal. Also led the Canadian squad at the Olympic qualification tournament in Panama in the fall of 2003, clinching a berth at the 2004 Summer Olympics. Managed the 2004 Canadian Olympic Team in Athens to a 4th-place finish. Spent 15 seasons in the major leagues with Boston (1976), Toronto (1977-78, 1980-89), Atlanta (1990) and Baltimore (1991). Was a career .249 hitter with 134 home runs and 534 RBI in 1,328 games. Was inducted into the Canadian Baseball Hall of Fame in 2009.

### ROB DUCEY – Baserunning/Bunting Coordinator

**Born:** Toronto, Ontario, Canada... **Resides:** Tarpon Springs, FL... Former outfielder. Joined the Phillies player development staff in 2014 and was a coach with Reading (AA; 2014) and Clearwater (A; 2015-17) before being named to his current position for the 2018 season. Spent 13 years in the major leagues, including three (1999-2001) with the Phillies, and finished his career with a .242 batting average, 31 home runs and 146 RBI in 703 games. Also played three years (1995-97) in Japan with the Nippon Ham Fighters. Served as the designated hitter for Team Canada in the 2004 Summer Olympics. Following his playing career, worked as a coach in the Montreal Expos player development system (2004) and a minor league manager for the New York Yankees (2005). Spent four years (2006-09) as a scout for the Toronto Blue Jays before joining the Tampa Bay Rays in 2010 in the same capacity. In 2011, served as a coach for an amateur academy in the Dominican Republic. He also coached in the 2006 World Baseball Classic and for the 2008 Canadian Olympic team.



### MANNY AMADOR – Field Coordinator, Dominican Academy

**Born:** San Juan, DR... **Resides:** Santo Domingo, DR... Former infielder. Has spent his entire professional career with the Phillies organization. Was originally signed by the club as an amateur free agent in 1993. Played for six different minor league teams in the Phillies system over six years (1993-98). Spent 1998-99 offseason coaching in winter ball. Joined the Phillies player development staff in 1999 as a coach for the Dominican Summer League Phillies (R) until 2001. Was moved to Reading (AA) as coach following John Kruk's departure in 2001. Was Clearwater's (A) coach from 2002-04 and managed Batavia (A) in 2005 before spending 11 years managing the Phillies' DSL team. Was named to his current position for the 2017 season. In 2013, was the recipient of the John Vukovich Award.

## MINOR LEAGUE STAFF



### **CARLOS ARROYO – Roving Pitching Coach**

**Born:** Vega Alta, PR... **Resides:** Bayamon, PR... Former pitcher. Has been part of the Phillies organization for 42 years, beginning in 1975 as a minor league pitcher. After seven years pitching in the Phillies system (and one – 1982 – on loan to the Mexican League), made the transition to a coach in 1983 and has been a part of the organization's player development staff ever since, making him the longest-tenured member. Had served as a pitching coach at Bend (A), Sarasota (A), Spartanburg (A), Clearwater (A), Batavia (A), Martinsville (R), Reading (AA) and Piedmont (A) before spending eight years (2002-09) on the Gulf Coast League (R) staff. In addition to his various coaching duties, Arroyo helps coordinate the pitching at the Phillies' academies in the Dominican Republic and Venezuela and had brief stints with the

major league club as a personal coach and mentor for Vicente Padilla during the 2001 and 2002 seasons. In 2006, he served as a pitching coach for Puerto Rico in the World Baseball Classic. Was the recipient of the 2012 John Vukovich Award. In recent years has served as a rehab pitching coach and the pitching coordinator (2014) in addition to his current role.

### **RAY BURRIS – Rehab Pitching Coach**

**Born:** Idabel, OK... **Resides:** Ft. Worth, TX... Former pitcher. Moved into his current role prior to the 2016 season after spending three years (2013-15) as Lehigh Valley's (AAA) pitching coach. Worked seven years in the Detroit Tigers organization as the pitching coach for Erie (AA, 2008-12), West Michigan (A, 2007) and Oneonta (A, 2006). Before his time with the Tigers, spent two years (2000-01) as a minor league roving pitching instructor for the St. Louis Cardinals. In his four years (1992-95) with the Texas Rangers, he served in multiple capacities, both on the field as assistant pitching coach and off the field as special assistant for community development and special projects and as assistant to the vice president of community development. Also worked for the Milwaukee Brewers as the major league bullpen coach (1990-91) and minor league pitching coach (1988-89), as well as roving instructor, special assistant to the GM, advance scout and community development employee. Pitched 15 years in the major leagues for the Chicago Cubs (1973-79), New York Yankees (1979), New York Mets (1979-80), Montreal Expos (1981-83), Oakland A's (1984), Brewers (1985, 1987) and Cardinals (1986), going 108-134 with 47 complete games and a 4.17 ERA in 480 games. Was the pitching coach for the Arizona Fall League's Scottsdale Scorpions in 2014.



### **BEN WERTHAN – Minor League Player Information Coordinator**

**Born:** Washington, DC... **Resides:** Philadelphia, PA... Is in his first season with the Phillies. Spent seven years (2011-17) with the Baltimore Orioles, serving as the advance scouting coordinator for the last six. Reported directly to Orioles manager Buck Showalter and led the team's advance scouting process. Also contributed on professional player procurement matters and assisted with the team's replay challenge operation. In addition to his duties with the Orioles, served Team Israel as their lead advance scout and in-dugout strategy consultant throughout the 2017 World Baseball Classic. In his current role, travels between each minor league affiliate and works closely with Phillies players, coaches, front office staff and the research and development department. Integrates the use of information in all areas of on-field

performance and preparation and makes recommendations regarding the most effective areas of future research and analysis. A 2008 graduate of Dickinson College with a bachelor's degree in psychology. Previously worked as an intern in the baseball operations departments of the Cincinnati Reds (2008) and Tampa Bay Rays (2009-10).

## MINOR LEAGUE AFFILIATES



### LEHIGH VALLEY IRONPIGS

International League (AAA)

Phillies affiliate since 2008

**Ballpark:** Coca-Cola Park

**General Manager:** Kurt Landes

**Manager:** Gary Jones

**Address:**

1050 IronPigs Way  
Allentown, PA 18109

**Phone:** (610) 841-PIGS

**Website:** www.ironpigsbaseball.com



### LAKEWOOD BLUECLAWS

South Atlantic League (A)

Phillies affiliate since 2021

**Ballpark:** FirstEnergy Park

**General Manager:** Joe Ricciutti

**Manager:** Marty Malloy

**Address:**

2 Stadium Way  
Lakewood, NJ 08701

**Phone:** (732) 901-7000

**Website:** www.blueclaws.com



### READING FIGHTINS

Eastern League (AA)

Phillies affiliate since 1967

**Ballpark:** FirstEnergy Stadium

**General Manager:** Scott Hunsicker

**Manager:** Greg Legg

**Mailing Address:**

P.O. Box 15050  
Reading, PA 19612

**Street Address:**

1900 Centre Avenue  
Reading, PA 19605

**Phone:** (610) 375-8469

**Website:** www.fightins.com



### WILLIAMSPORT CROSSCUTTERS

New York-Penn League (A)

Phillies affiliate since 2007

**Ballpark:** BB&T Ballpark at Historic Bowman Field

**General Manager:** Doug Estes

**Manager:** Pat Borders

**Address:**

1700 West Fourth Street  
Williamsport, PA 17701

**Phone:** (570) 326-3389

**Website:** www.crosscutters.com



### GCL PHILLIES

Gulf Coast League (R)

Phillies affiliate since 1999

**Ballpark:** Carpenter Complex

**General Manager:** Lee McDaniel

**GCL Phillies-East Manager:** Roly deArmas

**GCL Phillies-West Manager:** Nelson Prada

**Address:**

651 N. Old Coachman Road  
Clearwater, FL 33765

**Phone:** (727) GO-PHILS



### CLEARWATER THRESHERS

Florida State League (A)

Phillies affiliate since 1985

**Ballpark:** Spectrum Field

**General Manager:** John Timberlake

**Manager:** Shawn Williams

**Address:**

601 N. Old Coachman Road  
Clearwater, FL 33765

**Phone:** (727) 712-4300

**Website:** www.threshersbaseball.com



### DSL PHILLIES

Dominican Summer League (R)

Phillies affiliate since 2002

**DSL Phillies-Red Manager:** Waner Santana

**DSL Phillies-White Manager:** Orlando Muñoz

## LEHIGH VALLEY IRONPIGS STAFF



**Gary Jones**



**Sal Renne**



**Wes Helms**



**Dave Lundquist**



**Jon May**



**Ricky White**

### GARY JONES – Manager

**Born:** Henderson, TX... **Resides:** Henderson... Former second baseman. Joins the Phillies player development staff for the 2018 season after four years as the third base coach and infield instructor for the Cubs (2014-17). Has managed or coached at the professional level for 28 years and won four minor league manager of the year awards. Prior to joining the Cubs, spent 11 years with the Padres, including the final seven seasons (2007-13) as the roving minor league infield coordinator, following four years as a manager, which included managing Mobile (AA) to a share of the Southern League title in 2004. With the Padres, was a three-time winner (2003-04, 2010) of the Jack Krol Award, given annually to acknowledge excellence in player development in the Padres system. Managed Ft. Wayne (A) in 2003. Worked four years in the Red Sox minor league system as field coordinator (2002) and manager for Pawtucket (1999-2001), where he led the team to a then-franchise record of 82 wins in 2000. Was first base coach for the A's in 1998 following eight seasons (1990-97) as a minor league manager in the organization that saw him named manager of the year four times: with Madison (A) in 1991, Huntsville (AA) in 1994 and Edmonton (AAA) in both 1996 and 1997, when he led the team to consecutive Pacific Coast League titles. In 15 seasons as a minor league skipper, amassed a 1,039-972 (.517) record, leading four clubs to league titles. Was originally signed by the Cubs as a non-drafted free agent in 1982 and appeared in 899 minor league games, hitting .283 with 23 home runs, 291 RBI, 783 walks and 225 stolen bases.

### SAL RENNE – Hitting Coach

**Born:** Blue Island, IL... **Resides:** Hixson, TN... Former first baseman. The 2018 season marks his 15th with the Phillies and eighth straight (12th overall) at his current position. Joined the Phillies for the 2004 season and spent four years (2004-07) as the triple-A coach (Scranton/Wilkes-Barre, 2004-06; Ottawa, 2007) and three as the hitting coordinator (2008-10). Prior to his time with the Phillies, was a coach for Columbus (AAA) in the New York Yankees organization. After being selected by Cleveland in the 27th round of the 1977 draft, spent seven years in the Indians minor league system, which included winning the New York-Penn League MVP Award in 1977 for Batavia (A). Following his playing career, was a manager in the Chicago White Sox (1984), Seattle Mariners (1986-87) and Kansas City Royals (1988-91) farm systems. Joined the Florida Marlins organization in 1992 as defensive coordinator and served as both a manager and a coach for 10 years before joining the Yankees system in 2003. Overall, as a minor league manager, won three league championships and posted eight winning seasons, six first-place finishes and a 736-618 (.544) record in 11 seasons. Was named Minor League Manager of the Year by *The Sporting News* and the American Association in 1990 and won Manager of the Year in the Northwest League in 1996.

### WES HELMS – Coach

**Born:** Gastonia, NC... **Resides:** Birmingham, AL... Former third baseman. Rejoins the Phillies organization for his first professional coaching assignment. Was a guest instructor to Phillies spring training in 2017. Played for the Phillies in 2007 when the team broke its 14-year playoff drought with a National League Eastern Division title. Overall, played parts of 13 seasons in the major leagues for the Braves (1998; 2000-02), Brewers (2003-05), Marlins (2006; 2008-11) and Phillies, hitting .256 with 151 doubles, 75 home runs and 374 RBI in 1,212 games. Managed in the Under Armour High School All-America Game the last four years at Wrigley Field, which spotlights the nation's top juniors and seniors, and also coached baseball at Briarwood Christian School in Birmingham, AL, the last five years.

### DAVE LUNDQUIST – Pitching Coach

**Born:** Beverly, MA... **Resides:** Hickory, NC... Former pitcher. 2018 is his 11th season with the Phillies and third with Lehigh Valley (AAA). Coached for Reading (AA) for three years (2013-15) after spending the previous four (2009-12) with Clearwater (A). Coached for Lakewood (A) in 2008. Spent his first three seasons as a minor league coach in Pittsburgh's system at Williamsport (A) in 2005 and Hickory (A) from 2006-07. Appeared in 37 major league games (all in relief) with the White Sox (1999) and Padres (2001-02). Spent the 2003 season pitching in Japan. Was originally selected by the White Sox in the fifth round of the 1993 draft.

### JON MAY – Athletic Trainer

**Born:** Louisville, KY... **Resides:** Delran, NJ... Is in his 12th season with the Phillies organization and fourth with Lehigh Valley (AAA) after spending three years (2012-14) with Reading (AA), four years (2008-11) with Williamsport (A) and one (2007) with the Gulf Coast League Phillies (R). Prior to joining the Phillies, spent two years (2005-06) as the athletic trainer for the former Camden Riversharks of the independent Atlantic League. Obtained his BS in kinesiology from Temple University in 2002 and is near completion of his MS in exercise science and health promotion at California University of Pennsylvania. Was also the athletic trainer for Bordentown Regional High School in New Jersey.

### RICKY WHITE – Strength & Conditioning Coach

**Born:** Riverside, CA... **Resides:** Bradenton, FL... The 2018 season is his first with the Phillies after eight years with the Pirates, the final two as the major league strength coach. Held the same position in the Pirates' minor league system with Indianapolis (AAA, 2014-15), Altoona (AA, 2011-13) and West Virginia (A, 2010). His other minor league work came with Omaha (1999, AAA) for the Royals and Bristol (A, 1997) for the White Sox. Served as the varsity head football coach and varsity head girls basketball coach at Riverdale High School, running backs coach and track (sprinters) coach at Clovis West High School and running backs coach and JV head girls basketball coach at Central High School, all in California. Was also an assistant strength coach at Fresno State for five years (1993-97).

## READING FIGHTINS STAFF



**Greg Legg**



**Kevin Riggs**



**Rico Brogna**



**Steve Schrenk**



**Mickey Kozack**



**Mike Lidge**

### **GREG LEGG – Manager**

**Born:** San Jose, CA... **Resides:** Peckville, PA... Former infielder. The 2018 season marks his 37th year with the Phillies organization after being drafted by the club in 1982. Made it to the majors in 1986 and 1987, appearing in three games. Began his coaching career with Clearwater (A) in 1994 and was activated to fill in for injured Kevin Jordan (broken leg) at Scranton (AAA). Coached in Clearwater in 1995 and Scranton in 1996. Made his managerial debut in 1997 for Batavia (A). Managed Martinsville (R) in 1998, Batavia in 1999 and Piedmont (A) in 2000. Selected as manager of South Atlantic League midseason All-Star team in 2000. Managed Lakewood (A) in 2001, Reading (AA) from 2002-04 and Clearwater for the 2005-06 and 2015-16 seasons. Managed Williamsport (A) in 2007, its first season as a Phillies affiliate since 1962, before returning to Lakewood as a coach for six years (2008-13) and manager in 2014. Won Florida State League Manager of the Year honors in 2015 after leading Clearwater to the best record in the FSL. In 2011, was honored with the John Vukovich Award.

### **KEVIN RIGGS – Hitting Coach**

**Born:** Hartford, CT... **Resides:** Peoria, AZ... Former second baseman. Added to the Phillies player development staff for the 2018 season after spending the last three seasons (2015-17) as hitting coach for Altoona (AA). Managed Tulsa (AA) for two years (2013-14), leading the team to the Texas League Championship Series in 2014. Prior to that time, coached for Tulsa (2012), Modesto (2011), Asheville (2009-10) and Casper (2007-08). Served as hitting coach to three league MVPs: California League MVP Kent Matthes in 2011, South Atlantic League MVP Jordan Pacheco in 2009 and Pioneer League MVP Wilin Rosario in 2008. Worked as the hitting coach for the Salt River Rafterers during the 2014 Arizona Fall League. Was originally selected by the Reds in the 28th round of the 1990 draft and hit .296 with 552 walks and a .428 on-base percentage in 706 minor league games. Also played overseas for the China Trust Whales in the CPBL and was named league MVP in 1998.

### **RICO BROGNA – Coach**

**Born:** Turners Falls, MA... **Resides:** Woodbury, CT... Former first baseman. Rejoins the Phillies after a 15-year absence from the organization. Spent the last four seasons with the Angels as a pro scout (2016-17), player information coach (2015) and special assistant to the GM (2014). Prior to his time with the Angels, scouted for the Rays in 2011 and worked five years for the Diamondbacks as a scout (2006-09), interim field coordinator (2008) and manager for Mobile (AA, 2010), taking the team to the Southern League Championship Series. Was briefly named Arizona's director of player development following the 2010 season, but resigned to become the head football coach at Notre Dame Catholic High School in Connecticut. Was also the head football coach for Nonnewaug High School and John F. Kennedy High School as well as an assistant coach at Wesleyan University. Scouted for the Rockies in 2005 and worked the 2002 season as a coach for Reading (AA) in the Phillies' minor league system. Played nine major league seasons for the Tigers (1992), Mets (1994-96), Phillies (1997-2000), Red Sox (2000) and A's (2001), finishing his career with a .269 batting average, 176 doubles, 106 home runs and 458 RBI in 848 games. Had back-to-back 100-RBI seasons for the Phillies in 1998 and 1999. Finished first, third and fourth, respectively, in fielding percentage in the NL by a first baseman in 1995, 1998 and 1999.

### **STEVE SCHRENK – Pitching Coach**

**Born:** Chicago, IL... **Resides:** Charlotte, NC... Former pitcher. Pitched professionally for 16 years (1987-2002), with all his major league time coming with the Phillies in 1999 and 2000. Was originally the fourth-round selection of the Chicago White Sox in the June 1987 draft. Spent over 12 years in the minors in the White Sox, Baltimore and Boston farm systems before making his major league debut with the Phillies on July 3, 1999. Last pitched professionally in 2002 with Charlotte (AAA). Coached for the Carolina Copperheads (summer college team) in 2003. Joined the Phillies as a minor league pitching coach in 2004 and has filled that role for Clearwater (A, 2004, 2007-08 & 2015), Lakewood (A, 2005 & 2010-12), Reading (AA, 2009 & 2016) and the Gulf Coast League Phillies (R, 2013-14). Was the 2015 recipient of the John Vukovich Award.

### **MICKEY KOZACK – Athletic Trainer**

**Born:** Oakland, CA... **Resides:** Jacksonville, FL... 2018 is his 12th season as a full-time staff athletic trainer and second with Reading after spending three years (2014-16) with Clearwater (A) and six years (2008-13) with Lakewood (A). Spent 2007 with Williamsport and served as an intern in 2006 with Scranton/Wilkes-Barre (AAA). Earned his BS in sports medicine/athletic training and MS in public health from the University of North Florida, where he also served as a graduate assistant athletic trainer for the men's soccer and baseball teams. In the offseason, he works at a physical therapy clinic in Jacksonville and has also worked spring football mini-camp with the Jacksonville Jaguars. In addition to being a certified athletic trainer (ATC), he is also a certified health education specialist (CHES).

### **MIKE LIDGE – Strength & Conditioning Coach**

**Born:** Arlington Heights, IL... **Resides:** Clearwater, FL... Joined the Phillies last season as the strength and conditioning coach for Clearwater (A) before being moved to Reading (AA) for 2018. Previously held the same position for four years (2013-16) with the San Francisco Giants organization for Richmond (AA), San Jose (A) and the Arizona League Giants (R). Spent 2011 as an assistant varsity baseball coach for Barrington High School. Has a Master of Science in exercise science and his Bachelor of Science in kinesiology from Northeastern Illinois University. Is the cousin of former Phillies All-Star relief pitcher Brad Lidge and his younger brother, Ryan, was selected in the 20th round of the June 2017 draft by the New York Yankees.

## CLEARWATER THRESHERS STAFF



**Shawn Williams**




**John Mizerock**



**Rubén Gotay**



**Aaron Fultz**



**Michael Hefta**



**Kenny Matanane**

### SHAWN WILLIAMS – Manager

**Born:** Salt Lake City, UT... **Resides:** Palm Harbor, FL... Former infielder. Returns to Clearwater (A) for his second season at the helm after spending two years (2015-16) as manager of Lakewood (A). Joined the Phillies player development staff in 2014 as manager for Williamsport (A). Also spent April of 2014 as a fill-in bullpen catcher for the Phillies. Served as a player/coach for Williamsport in 2013. Played four seasons (2007-10) in Tampa Bay's minor league system while also playing independently in the American Association (2006), Can Am League (2010-11) and Atlantic League (2010 & 2012). His father, Jimmy Williams, managed the Houston Astros and Boston Red Sox, and was the Phillies bench coach for two years (2007-08).

### JOHN MIZEROCK – Hitting Coach

**Born:** Punxsutawney, PA... **Resides:** Punxsutawney... Former catcher. 2018 is his eighth season with the Phillies and his fourth on Clearwater's (A) coaching staff. Originally was hired by the Phillies as a coach with Clearwater, a position he held for three years (2011-13) after being out of baseball in 2010. Spent two years (2014-15) as the major league assistant hitting coach in between stints as a minor league coach. Coached for Reading (AA) in 2017 and for both Williamsport (A) and Lehigh Valley (AAA) in 2016. Spent five years as both bullpen (2002, 2008-09) and third base (2003-04) coach with the Kansas City Royals. Served as interim manager of the club from April 30-May 14, 2002, posting a 5-8 record. Prior to joining the big league staff, spent 10 years as a minor league manager in the Royals system with Eugene (R, 1993), Rockford (A, 1994), Wilmington (A, 1995-97, 2007), Wichita (AA, 1998-99) and Omaha (AAA, 2000-01). Led his clubs to three league championship series, winning titles in 1996 and 1999. Named Manager of the Year by *Baseball America* in 1999 and won Midwest Manager of the Year honors in 1994. Also was a roving catching instructor for Kansas City in 2005 and 2006. Began his coaching career in 1992 with Eugene. As a player, was the Houston Astros' first selection in the 1979 draft and spent parts of four seasons in the major leagues with Houston (1983, 1985-86) and Atlanta (1989).

### RUBÉN GOTAY – Coach

**Born:** Rio Piedras, PR... **Resides:** Fajardo, PR... Former second baseman. Is in his first season as a professional coach at any level. Played professionally for 17 years (2001-17), including four seasons in the major leagues with the Kansas City Royals (2004-05), New York Mets (2007) and Atlanta Braves (2008). Spent his final two seasons with the Long Island Ducks of the independent Atlantic League. In 316 major league games, hit .255 with 12 home runs and 77 RBI. Was originally selected by the Royals in the 31st round of the 2000 draft.

### AARON FULTZ – Pitching Coach

**Born:** Memphis, TN... **Resides:** Fayette, AL... Former pitcher. Pitched in the major leagues for the San Francisco Giants (2000-02), Texas Rangers (2003), Minnesota Twins (2004), Phillies (2005-06) and Cleveland Indians (2007). Was a member of the 2002 National League Champions and pitched in eight total playoff games between the Giants and Indians. Went 7-1 with a 3.38 ERA in 128 games over his two seasons in Philadelphia. Appeared in six combined minor league games in 2008 between Tulsa (AA) and Toledo (AAA). As a member of the Phillies player development staff, has also coached for Williamsport (A, 2012 & 2014) and Lakewood (A, 2013 & 2015) before joining Clearwater in 2016.

### MICHAEL HEFTA – Athletic Trainer

**Born:** Garland, TX... **Resides:** Little Rock, AR... The 2018 season is his fifth in professional baseball and second with Clearwater (A). Spent the previous three years in the same position with Williamsport (A). Attained his BS degree in athletic training from Henderson State University.

### KENNY MATANANE – Strength & Conditioning Coach

**Born:** San Diego, CA... **Resides:** Bremerton, WA... Joined the Phillies prior to the 2015 season. Spent his first year with Lakewood (A) before moving to Reading (AA) for two seasons (2016-17) and Clearwater for 2018. Before joining the Phillies organization, worked three years (2012-14) as the assistant strength and conditioning coach for Washington State University, where he also worked in 2007. Spent the 2011 season in the Pittsburgh Pirates player development system with West Virginia (A) of the South Atlantic League. Spent three years (2008-10) with the NFL's Seattle Seahawks as the assistant strength and conditioning coach. Interned with the University of Washington in 2005 and was a graduate assistant at Central Washington University (2004-07), where he earned his MS degree in exercise science.

## LAKWOOD BLUECLAWS STAFF



**Marty Malloy**



**Tyler Henson**



**Milver Reyes**



**Brad Bergeesen**



**Kris Terrian**



**Henry Aleck**

### **MARTY MALLOY – Manager**

**Born:** Gainesville, FL... **Resides:** Trenton, FL... Former infielder. Joined the Phillies player development staff prior to the 2017 season as Lakewood's (A) manager. Spent the previous four years (2013-16) with the Houston Astros, including three years as the manager for their Gulf Coast League (R) team, one year as the GCL hitting coach and one year as the Florida Instructional League coordinator. Also coached at the amateur level as head coach (two years) and volunteer assistant (six years) for Trenton High School and six years as an infield instructor at Gatorball Baseball Academy in Gainesville, FL. Played 12 years (1992-2003), including his first eight in the Atlanta Braves minor league system.

### **TYLER HENSON – Hitting Coach**

**Born:** Oklahoma City, OK... **Resides:** Frederick, MD... Former infielder. Joined the Phillies player development staff in a full-time capacity in 2017 as a coach for Williamsport (A) after spending 2016 as a player/coach for Clearwater (A). Originally selected by the Baltimore Orioles in the 5th round of the 2006 draft. Played 10 seasons (2006-15) in the minor leagues, including the final four in the Phillies organization with Reading (AA) and Lehigh Valley (AAA). Finished his career with a .263 batting average, 235 doubles, 67 home runs and 137 stolen bases in 1,058 games.

### **MILVER REYES – Coach**

**Born:** San Felipe, VZ... **Resides:** Waukegan, IL... Former catcher. Worked six seasons (2010-15) as a coach in the Pittsburgh Pirates minor league system before spending the last two years as an independently employed baseball coach. Managed the Gulf Coast Pirates (R) for three years (2013-15) after working two years as a player/coach with the team. Was also the coordinator for extended spring training. Played 12 years (1999-2010) in the Pirates minor league system, from rookie ball to triple-A.

### **BRAD BERGESEN – Pitching Coach**

**Born:** Concord, CA... **Resides:** Auburn, AL... Former pitcher. The 2018 season marks his first as a coach at the professional level. Pitched in the major leagues for four years for the Baltimore Orioles (2009-11) and Arizona Diamondbacks (2012), going 19-25 with four complete games and a 4.61 ERA in 102 games (59 starts). In 2013, made 14 appearances for the Chunichi Dragons of the Central League in Japan. More recently, pitched in the independent Atlantic League for the York Revolution (2015) and Lancaster Barnstormers (2017). Was originally selected by the Orioles in the fourth round of the June 2004 draft.

### **KRIS TERRIAN – Athletic Trainer**

**Born:** Pensacola, FL... **Resides:** Orlando, FL... Joined the Phillies last season as athletic trainer for Williamsport (A) before moving to Lakewood (A) for 2018. Was Boston's minor league assistant athletic trainer in 2016 after spending six years (2010-15) as an athletic trainer with the United States Ski and Snowboard Association. Attained his master's degree in health science from the University of St. Augustine last year and his bachelor's degree in athletic training from the University of South Florida in 2010. Is also a certified strength and conditioning specialist.

### **HENRY ALECK – Strength & Conditioning Coach**

**Born:** Los Angeles, CA... **Resides:** Ft. Worth, TX... Joins the Phillies player development staff for the 2018 season, his first position with a professional sports team. Spent the last two years working at the collegiate level as the strength and conditioning coach for the Longhorns baseball team at the University of Texas at Austin and working with the baseball, softball, water polo and swimming & diving teams at UCLA. Earned his master's degree in applied exercise science at Concordia University and has a bachelor's degree in strategic communication & kinesiology from Texas Christian University.

## WILLIAMSPORT CROSSCUTTERS STAFF



**Pat Borders**




**Christian Marrero**



**Greg Brodzinski**



**Héctor Berrios**



**Steve Torregrossa**



**Bruce Peditto**

### **PAT BORDERS – Manager**

**Born:** Columbus, OH... **Resides:** Lake Wales, FL... Former catcher. Is in his fourth season as manager for Williamsport (A). Led the team to the postseason in 2015, his first year as a professional manager or coach. Played 17 years in the major leagues for nine teams: Toronto (1988-94; 1999), Kansas City (1995), Houston (1995), St. Louis (1996), California (1996), Chicago White Sox (1996), Cleveland (1997-99), Seattle (2001-05) and Minnesota (2004). Finished his career with a .288 batting average and 69 home runs. Defensively, threw out 31.4% of runners attempting to steal over his career and led all American League catchers in assists three straight years (1992-94). Was a member of the 1992 and 1993 World Series champion Blue Jays and was named MVP of the 1992 World Series. Overall, played in five postseasons. Also played for Team USA in the 2000 Summer Olympics in Sydney, Australia.

### **CHRISTIAN MARRERO – Hitting Coach**

**Born:** Miami, FL... **Resides:** Hialeah Gardens, FL... Former outfielder. Joins the Phillies player development staff for the 2018 season in his first professional coaching role after playing in 14 minor league games for the Phillies last season. Overall, played parts of 12 minor league seasons for the Chicago White Sox (2006-11; 2014-15), Atlanta Braves (2012-13), Pittsburgh Pirates (2012) and Phillies (2016-17). Also played part of last season in Mexico for Quintana Roo. A three-time minor league All-Star, he finished his playing career with a .277 batting average, 231 doubles, 107 home runs, 567 walks and a .371 on-base percentage. Was originally selected by the White Sox in the 22nd round of the June 2005 draft out of Broward College.

### **GREG BRODZINSKI – Coach**

**Born:** Pittsburgh, PA... **Resides:** Turnersville, NJ... Former catcher. Is in his first season as a full-time member of the Phillies player development staff after playing in 22 games over the last three seasons in the organization. Was selected by the Phillies in the 18th round of the June 2015 draft. Has a sports management degree from Barry University.

### **HÉCTOR BERRIOS – Pitching Coach**

**Born:** Santurce, PR... **Resides:** Weston, FL... 2018 is his third season with the Phillies at Williamsport (A). Previously worked as a minor league pitching coach for the Los Angeles Dodgers (2011-14), New York Mets (2003-10), Toronto Blue Jays (1998-2002) and Detroit Tigers (1997). Spent eight years pitching in the minor league systems of the Kansas City Royals (1984-85), Tigers (1987-90), California Angels (1991), Dodgers (1992) and Chicago Cubs (1992).

### **STEVE TORREGROSSA – Athletic Trainer**

**Born:** Fair Lawn, NJ... **Resides:** Fair Lawn... The 2018 season is his first as a full-time member of the Phillies player development staff after interning the last two seasons. Attained his bachelor's degree in science, athletic training from East Stroudsburg University and is currently working toward his master's degree from the California University of Pennsylvania. Was the recipient of the 2017 Dr. Clarence Livingood Scholarship Award from the Professional Baseball Athletic Trainers Society.

### **BRUCE PEDITTO – Strength & Conditioning Coach**

**Born:** Voorhees, NJ... **Resides:** Mt. Laurel, NJ... Joined the Phillies player development staff for the 2018 season. Earned his bachelor's degree in sport and exercise science from DeSales University.



## GCL PHILLIES-EAST STAFF



**Roly deArmas**



**Rafael DeLima**



**Charlie Hayes**



**Héctor Mercado**



**Troy Hoffert**



**José Salas**

### **ROLY DEARMAS – Manager**

**Born:** New York, NY... **Resides:** Palm Harbor, FL... Former catcher. Played five years of pro ball in the Phillies organization from 1973-77. Was player-coach at Peninsula (A) in 1977; coached at Peninsula, 1978; managed Helena (A) from 1979-82, Spartanburg (A) in 1983 and 1985-86, Sarasota (A) in 1984, Clearwater (A) in 1987 and 1993 and Martinsville (R) in 1988-92. Was the bullpen catcher for the Chicago White Sox before being named bullpen coach on June 2, 1995, a position he held through the 1996 season. Managed the Gulf Coast League White Sox (R) in 1997. Managed South Bend (A) in the Arizona system in 1998. Remained in Arizona's farm system in 1999 as catching coordinator and Tucson Rookie League manager. Returned to the major leagues in 2000 as bullpen coach for Jim Fregosi's Toronto Blue Jays. Since returning to the Phillies organization in 2000, has managed the Gulf Coast League Phillies (R, 2001-02, 2004, 2007-current) and Clearwater (second half of 2002 and 2003) and spent two seasons (2005-06) as the catching coordinator. Also served as the bullpen coach for Team USA in the World Cup from 2007-09 and spent several months with the Phillies in 2008 as the interim bullpen coach. In 2010, led the GCL Phillies to the Gulf Coast League championship. Was the recipient of the John Vukovich Award in 2009. Was the bullpen catcher for Team USA in the 2013 World Baseball Classic.

### **RAFAEL DELIMA – Hitting Coach**

**Born:** Valencia, VZ... **Resides:** Valencia... Former outfielder. Originally signed by the Minnesota Twins as an amateur free agent on Oct. 10, 1985, and played in the organization's minor league system through 1992. Played seven years in the Mexican League. 2018 is his 19th season on the Phillies player development staff and sixth with the Gulf Coast League (R) team after spending 2012 in Williamsport (A) and the previous 12 years (2000-11) as coordinator for the club's Venezuelan Summer League (R) team.

### **CHARLIE HAYES – Coach**

**Born:** Hattiesburg, MS... **Resides:** Tomball, TX... Former third baseman. Joined the Phillies player development staff prior to the 2017 season, his first professional coaching assignment, as a coach with Lehigh Valley (AAA). Played 14 years (1988-2001) in the major leagues, including four (1989-91; 1996) with the Phillies. Caught the final out of Terry Mulholland's no-hitter, Aug. 15, 1990. Also played for the San Francisco Giants, New York Yankees, Colorado Rockies, Pittsburgh Pirates, Milwaukee Brewers and Houston Astros. Caught the final out of the 1996 World Series to give the Yankees their first championship since 1978. He finished his career with a .262 batting average, 251 doubles, 144 home runs and 740 RBI in 1,547 games. Following his retirement, gave private baseball lessons and operated Big League Baseball Academy in Texas. Has two sons who were drafted by major league clubs; Tyree was selected in the eighth round of the 2006 draft by the Tampa Bay Rays and Ke'Bryan was the 32nd selection in the 2015 draft by the Pirates.

### **HÉCTOR MERCADO – Pitching Coach**

**Born:** Catano, PR... **Resides:** Kissimmee, FL... Former pitcher. 2018 is his third year as a coach in the Phillies player development system after spending six seasons (2010-15) as a minor league pitching coach for the Houston Astros. Coached for the rookie-level Gulf Coast League Astros for five years (2010-11; 2013-15) and one season (2012) for Greenville (R). Pitched parts of four seasons in the major leagues for the Cincinnati Reds (2000-01) and Phillies (2002-03), going 5-4 with a 4.55 ERA in 112 games (3 starts). Was originally selected by Houston in the 13th round of the 1992 draft and pitched professionally for 17 years in the United States, Italy, Puerto Rico, Venezuela, Taiwan, Mexico and Japan.


### **TROY HOFFERT – Athletic Trainer**

**Born:** Reading, PA... **Resides:** Palm Harbor, FL... 2018 is his 26th season with the Phillies organization, having spent the last 16 with the Gulf Coast League (R) team. Began in 1992 as a part-time athletic trainer with the Phillies at Martinsville (R). Earned a bachelor's degree in athletic training from Salem State College and a master's degree in sports medicine from Temple University. Selected by his peers as the Gulf Coast Athletic Trainer of the Year in 2006, 2012, 2015 and 2016. Was named overall Athletic Trainer of the Year in 2016 by the Professional Baseball Athletic Trainers Society (PBATS). Certified by the American Red Cross as an instructor in First Aid/CPR/AED.

### **JOSÉ SALAS – Strength & Conditioning Coach**

**Born:** Maracay, VZ... **Resides:** LaPorte, IN... Joined the Phillies player development staff in May of 2016. Had formerly interned as an athletic trainer with the Atlanta Braves' Gulf Coast League (R) team in 2014. Also spent time the last three years (2014-16) with LaPorte High School in Indiana. Earned his Bachelor of Science degree at Culver Stockton College and his master's in kinesiology from Tarleton State University.


## GCL PHILLIES-WEST STAFF



**Nelson Prada**



**Chris Heintz**



**Matt Hockenberry**



**Andrew Dodgson**



**Orlando Crance**

### **NELSON PRADA – Manager**

**Born:** Maracay, VZ... **Resides:** Barquisimeto, VZ... Former catcher. The 2018 season is his sixth season on the Phillies player development staff. Prior to the Phillies, had spent his entire professional career – playing and managing – with the Minnesota Twins. Was originally signed by Minnesota as an amateur free agent in 1995 and played four years (1995-98) before being released during spring training in 1999. Immediately began his coaching career following his release. Was Minnesota's Venezuelan Academy coordinator for three years (2001-03) and also managed the VSL team in 2001 and 2003. Spent 2004 as a coach with the Gulf Coast League Twins (R) before moving into the manager's role for the team, which he held for the next three years (2005-07). Managed Beloit (A) for five years (2008-12) before joining the Phillies as manager for Williamsport (A) in 2013 and Clearwater (A) in 2014. Coached for Lakewood (A) for three years (2015-17) before rejoining the managerial ranks for 2018 with the GCL West (R) team. Has had winning records in six of his nine seasons as a minor league manager.

### **CHRIS HEINTZ – Hitting Coach**

**Born:** Syosset, NY... **Resides:** Tampa, FL... Former catcher. Joins the Phillies player development staff for the 2018 season. Was previously an assistant coach for the University of South Florida for five years (2010-14). Prior to his time with USF, spent two years in the Minnesota Twins minor league system as manager for the Gulf Coast League (R) team and coach for single-A Beloit. Appeared in 34 major league games for the Twins over three seasons (2005-07) after being selected by the Chicago White Sox in the 19th round of the 1996 draft. In 2013, was inducted into the USF Hall of Fame.

### **MATT HOCKENBERRY – Pitching Coach**

**Born:** Dillsburg, PA... **Resides:** Philadelphia, PA... Former pitcher. Is in his first season as a coach at the professional level after a four-year playing career. Was selected by the Phillies in the ninth round of the 2014 draft out of Temple University and went 12-5 with 28 saves and a 3.38 ERA in 131 professional games, all in relief. Pitched as high as the double-A level.

### **ANDREW DODGSON – Athletic Trainer**

**Born:** Chattanooga, TN... **Resides:** Lakeland, FL... Joins the Phillies player development staff for the 2018 season. Has degrees in athletic training from the University of South Florida and in sports management from the University of Southern Mississippi.

### **ORLANDO CRANCE – Strength & Conditioning Coach**

**Born:** Panama City, Panama... **Resides:** New York, NY... The 2018 season marks his first with the Phillies. Spent four years (2013-16) in the same capacity for the Yankees, one with the Marlins (2010) and one with the Mets (2007). Earned his master's degree in exercise physiology from Columbia University in 2012 and is a 2005 graduate of Lehman College, where he attained his bachelor's degree in recreation education.

## DSL PHILLIES-RED STAFF



Waner Santana



Samuel Hiciano



Cristino Henríquez



Alex Concepción



Feliberto Sánchez



Argelis Pérez



Wayna Vásquez



Jonathan Hasbun



Ariel Mercedes

### WANER SANTANA – Manager

**Born:** Los Mameyes, DR... **Resides:** Los Mameyes... Former infielder. Was originally signed by the San Francisco Giants and played three seasons (2000-02) in their minor league system. The 2018 season is his ninth as part of the Phillies player development staff in the Dominican Summer League (R) and his third year as manager.

### SAMUEL HICIANO – Hitting Coach

**Born:** Moca, DR... **Resides:** Moca... Former outfielder. Joined the Phillies player development staff last year after a five-year (2012-16) playing career in the club's minor league system. Was signed by the Phillies as an amateur free agent in December of 2011 and played at Williamsport (A), Lakewood (A) and Clearwater (A) before moving into a coaching role. Was a South Atlantic League All-Star in 2014.

### CRISTINO HENRÍQUEZ – Coach

**Born:** Santo Domingo, DR... **Resides:** Santo Domingo... Former infielder. Played in Detroit's (1987-88) and Toronto's (1989-90) minor league systems. Was a part-time infield coach with Florida (1997-2002) and Boston (2002-03) before joining the Phillies' Dominican Summer League (R) staff in 2007.

### ALEX CONCEPCIÓN – Pitching Coach

**Born:** Santo Domingo, DR... **Resides:** Santo Domingo... Former pitcher. Spent six years (2005-10) in the Phillies minor league system, pitching as high as triple-A, before finishing his pitching career in 2011 with Rio Grande Valley of the independent North American League. Has been a pitching coach for the Dominican Summer League Phillies (R) since 2011, making 2018 his eighth season with the team.

### FELIBERTO SÁNCHEZ – Assistant Pitching Coach

**Born:** Sabana Grande De Palenque, DR... **Resides:** Sabana Grande De Palenque... Former pitcher. Pitched four years (2012-15) in the Phillies minor league system before joining the player development staff prior to the 2017 season.

### ARGELIS PÉREZ – Athletic Trainer

**Born:** Santo Domingo, DR... **Resides:** Santo Domingo... Former first baseman. Has been in his current role for the last 12 years (2007-18). Was originally signed by the Phillies as an amateur free agent on May 29, 2003, and played two seasons with the Dominican Summer League club (2003-04), hitting .280 with 3 HR and 22 RBI in 67 games.

### WAYNA VÁSQUEZ – Athletic Trainer

**Born:** Passaic, NJ... **Resides:** Santo Domingo, DR... Joins the Phillies player development staff for the 2018 season. Spent the past two seasons (2016-17) as a team physician and athletic trainer for Caimanes Del Sur, an amateur football team in the Dominican Republic. Since 2009, has been the curriculum coordinator at the Clinical Skills and Simulation Center of Universidad Iberoamericana.

### JONATHAN HASBUN – Strength & Conditioning Coach

**Born:** Santo Domingo, DR... **Resides:** Santo Domingo... The 2018 season is his first on the Phillies player development staff. Previously worked in the Marlins' system in the same role for four years (2010-13). Has a degree in physical therapy from Universidad Católica Santo Domingo.

### ARIEL MERCEDES – Strength & Conditioning Coach

**Born:** Santo Domingo, DR... **Resides:** Santo Domingo... Former outfielder. Played two seasons (2010-11) at the rookie level in the Mets minor league system. Worked the Mets' 2014 instructional league as a strength and conditioning coach before joining the Phillies' player development staff for the 2018 season.

## DSL PHILLIES-WHITE STAFF



**Orlando Muñoz**



**Homy Ovalles**



**Silverio Navas**



**Félix Castillo**



**Jesús Tiamo**



**Les Straker**



**José Betancourt**



**Ervis Manzanillo**

### ORLANDO MUÑOZ – Manager

**Born:** Caracas, VZ... **Resides:** Cagua, VZ... Former infielder. Played six seasons (1989; 1991-95) in the California Angels minor league system, getting as high as triple-A Vancouver. Managed and coached for 20 years (1997-2016) for both Zulia in the Venezuelan Winter League and Modena and Parma in the Italian Baseball League. Worked for both leagues as a hitting coach, assistant hitting coach, third base coach and first base coach. Spent four years (2013-16) as a manager in the Italian League before joining the Phillies player development staff last year in his current position.

### HOMY OVALLES – Hitting Coach

**Born:** Miranda, VZ... **Resides:** Miranda... Former infielder. Played three professional seasons (1995-97) in the Montreal Expos minor league system. Was a member of the Venezuelan National Team for six years (2000-05). Started with the Phillies in 2012 and spent four years as a minor league instructor for the club's Venezuelan Summer League (R) team until joining the Dominican Summer League staff in 2016.

### SILVERIO NAVAS – Coach

**Born:** Aragua, VZ... **Resides:** Aragua... Former second baseman. 2018 is his third year as a coach for the Dominican Summer League Phillies (R) after spending 14 years with the Venezuelan Summer League Phillies (R). Played one season (1993) professionally in the New York Yankees organization.

### FÉLIX CASTILLO – Coach

**Born:** Maracaibo, VZ... **Resides:** Maracaibo... Former catcher. Joins the Phillies player development staff for the 2018 season. Played six seasons (2010-15) in the Marlins minor league system.

### JESÚS TIAMO – Coach

**Born:** Puerto La Cruz, VZ... **Resides:** Valencia, VZ... Former catcher. Was hired by the Phillies in 2008 as a coach for the Venezuelan Summer League (R) team and spent one season there before being named the major league bullpen catcher in 2009, a position he held for nine seasons. Served as a batting practice pitcher for the 2010 All-Star Home Run Derby at Angel Stadium. Was a minor league coach for the New York Mets (2000-07) and Chicago White Sox (1995-99) prior to joining the Phillies and coached several years for both Caribes de Oriente and Navegantes del Magallanes of the Venezuelan Winter League. Spent three seasons (1980-81; 1983) as a catcher in the Pittsburgh Pirates minor league system.

### LES STRAKER – Pitching Coach

**Born:** Bolivar, VZ... **Resides:** Aragua, VZ... Former pitcher. Spent the first 10 years of his pro career in the minor leagues with the Cincinnati Reds (1977-83), Oakland A's (1984) and Minnesota Twins (1985-86). Made his major league debut with Minnesota in 1987. Pitched two seasons for the Twins and went 10-15 with a 4.22 ERA in 47 games (40 starts), his only time in the majors. Pitched in the Mexican League (1990 & 1993), Venezuelan Summer League (1992 & 1994), Italian League (1991) and Taiwan League (1995-96) before joining the coaching ranks. Spent four years as a pitching coach in the Toronto Blue Jays farm system and one year in the Atlanta Braves' before joining the Phillies in 2004. He worked for 12 years (2004-15) as a pitching coach for the VSL Phillies (R) before joining the Dominican Summer League staff in 2016.

### JOSÉ BETANCOURT – Athletic Trainer

**Born:** Caracas, VZ... **Resides:** Valencia, VZ... The 2018 season is his second with the Phillies. Previously held the same position for La Guaira and Aragua in the Venezuelan Winter League. Has a degree in physiotherapy from Arturo Michelena University.

### ERVIS MANZANILLO – Strength & Conditioning Coach

**Born:** Maracay, Aragua, VZ... **Resides:** Maracay, Aragua... Former pitcher. Joined the player development staff in 2015 as strength & conditioning coach for the Venezuelan Summer League Phillies (R) before taking on the same role with the Dominican Summer League Phillies (R) in 2016. Pitched in the Phillies minor league system for four years (2009-12), going 13-18 with a 4.85 ERA.

# 2017 MINOR LEAGUE NOTES

## OVERALL RECORD

The Phillies finished with an overall minor league record of 442-391 (.531), which was the fifth-best minor league record among all organizations. Five of their six domestic teams finished with a winning percentage of .500 or better and two of those clubs advanced to the playoffs (Lehigh Valley and the GCL Phillies). The IronPigs clinched the International League's Wild Card spot and eventually lost a best-of-five playoff series against Scranton/Wilkes-Barre, 3-1. The GCL Phillies clinched the Gulf Coast League Northwest Division before losing their semifinal matchup against the GCL Yankees East.

### PHILLIES 2017

Team	W	L	PCT
Lehigh Valley	80	62	.563
Reading	72	68	.514
Clearwater	67	71	.486
Lakewood	73	66	.525
Williamsport	37	37	.500
GCL Phillies	36	22	.621
DSL-Red	32	39	.451
DSL-White	45	26	.634
<b>Overall</b>	<b>442</b>	<b>391</b>	<b>.531</b>

## ATTENDANCE

Reading led the Eastern League in attendance and finished with more than 400,000 fans for the 19th consecutive year, extending the franchise's double-A record for consecutive seasons drawing over 400,000 fans. Clearwater led the Florida State League in both total and average attendance per game for the seventh straight season. Lakewood finished second in the South Atlantic League in total attendance. They trailed first place in average attendance per game by 27.

Affiliate	League	Rank	Attendance	Avg/Game
Lehigh Valley	International	6th	525,669	8,479
Reading	Eastern	1st	411,698	6,054
Clearwater	Florida State	1st	200,201	2,988
Lakewood	South Atlantic	2nd	338,544	5,208
Williamsport	NY-Penn	12th	61,082	1,797

## PAUL OWENS AWARD WINNERS

Infielder Scott Kingery and right-hander Tom Eshelman were the winners of the Paul Owens Award for the best player and pitcher in the Phillies minor league system in 2017.

Kingery batted a combined .304 (165-543) with 29 doubles, eight triples, 26 home runs, 65 RBI, 103 runs scored, 29 stolen bases, a .359 OBP, .530 SLG and an .889 OPS in 132 games between double-A Reading (69 games) and triple-A Lehigh Valley (63 games). Among all Minor League Baseball players in 2017, he ranked fourth in total bases (288), tied for fourth in runs scored, ninth in hits and tied for ninth in extra-base hits (63). The Phoenix, Ariz., native logged the longest hitting streak in the International League during 2017, hitting safely in 23 consecutive games (.320, 32-100) from Aug. 2-25. Kingery was selected to play in the MLB Futures Game and earned a MLB Gold Glove Award for defensive excellence at second base. He posted a .989 fielding percentage, the highest mark among second basemen across the minors in 2017.

Eshelman went a combined 13-3 with a 2.40 ERA (40 ER, 150.0 IP) and registered 102 strikeouts in 23 starts between double-A Reading (five starts) and triple-A Lehigh Valley (18 starts). He posted a 0.97 WHIP (18 walks and 128 hits), while holding opponents to a .233 batting average. With the IronPigs, he logged three complete games, including a shutout. He posted the second-best ERA (2.23) in the International League and allowed the fewest baserunners/9.0 IP (8.48) among qualifying starters. Eshelman was selected as an International League midseason All-Star and started in the Triple-A All-Star Game.

## ORGANIZATIONAL LEADERS (FULL SEASON)

### Batting

*Average	Damek Tomscha (GCL, CLR, REA)	.307
Games	Dylan Cozens (LV)	135
At-bats	Scott Kingery (REA, LV)	543
Runs	Scott Kingery (REA, LV)	103
Hits	Scott Kingery (REA, LV)	165
Doubles	Andrew Pullin (REA, LV)	43
Triples	Scott Kingery (REA, LV)	8
Home runs	Darick Hall (LWD, CLR)	29
	Rhys Hoskins (LV)	
RBI	Darick Hall (LWD, CLR)	101
Total bases	Scott Kingery (REA, LV)	288
Walks	J.P. Crawford (LV)	79
Strikeouts	Dylan Cozens (LV)	194
Stolen bases	Zachary Coppola (CLR, REA)	39

\*Min. 2.7 PA/team game

### Pitching

Wins	Tom Eshelman (REA, LV)	13
Losses	Jake Thompson (LV)	14
*ERA	JoJo Romero (LWD, CLR)	2.16
Games	Pedro Beato (CLR, LV)	54
Starts	Tyler Viza (REA)	26
CG	Tom Eshelman (REA, LV)	3
Shutouts	Harold Arauz (LWD, CLR, REA)	1
	Tom Eshelman (REA, LV)	
	Nick Fanti (LWD)	
	Nick Pivetta (LV)	
	Sixto Sánchez (LWD, CLR)	
	Ranger Suarez (LWD, CLR)	
Saves	Pedro Beato (CLR, LV)	33
IP	Jose Taveras (CLR, REA, LV)	154.1
Walks	Alberto Tirado (GCL, CLR, REA)	60
Strikeouts	Jose Taveras (CLR, REA, LV)	140

\*Min. 0.8 IP/team game

## ORGANIZATIONAL LEADERS (SHORT SEASON)

### Batting

*Average	Ben Pelletier (GCL)	.333
	Nicolas Torres (DSLW)	
Games	Alexito Feliz (DSLW)	69
	Nicolas Torres (DSLW)	
At-bats	Alexito Feliz (DSLW)	247
Runs	Julio Francisco (DSLW)	51
Hits	Nicolas Torres (DSLW)	80
Doubles	Jevi Hernandez (DSLW)	16
Triples	Julio Francisco (DSLW)	10
Home runs	Jhailyn Ortiz (WIL)	8
	Cole Stobbe (WIL)	
RBI	Alexito Feliz (DSLW)	35
	Quincy Nieporte (GCL)	
Total bases	Julio Francisco (DSLW)	107
Walks	Nick Maton (WIL)	30
Strikeouts	Greg Pickett (WIL)	70
Stolen bases	Julio Francisco (DSLW)	22

\*Min. 2.7 PA/team game

### Pitching

Wins	Leonel Aponte (DSLW, DSLW)	7
	Ramon Rosso (DSLW, GCL, WIL)	
	Kyle Young (WIL)	
Losses	Jonas De La Cruz (DSLW)	6
	Erick Heredia (DSLW)	
*ERA	Leonel Aponte (DSLW, DSLW)	0.77
Games	Ludovico Coveri (DSLW)	24
Starts	Jonas De La Cruz (DSLW)	14
	Ramon Rosso (DSLW, GCL, WIL)	
	Juan Santos (DSLW)	
CG	Leonel Aponte (DSLW, DSLW)	1
	Antonio Canizales (DSLW)	
Shutouts	Leonel Aponte (DSLW, DSLW)	1
Saves	Luis Ramirez (WIL)	11
IP	Leonel Aponte (DSLW, DSLW)	81.1
Walks	Jonas De La Cruz (DSLW)	33
Strikeouts	Ramon Rosso (DSLW, GCL, WIL)	105

\*Min. 0.8 IP/team game

# 2017 LEHIGH VALLEY REVIEW

Finished T-2nd in International League's North Division (80-62, .563)... **STAFF** - Manager: Dusty Wathan; Coach: Charlie Hayes; Coach: Sal Rende; Pitching Coach: Dave Lundquist; Athletic Trainer: Jon May; Strength & Conditioning Coach: Dong Lien.

**LEAGUE LEADERS - TEAM:** 13th in team batting (.249 AVG), 6th in team pitching (3.72 ERA)... **OFFENSE** - **Games:** Dylan Cozens, 3rd (135)... **At-bats:** Dylan Cozens, 10th (476)... **Runs:** Rhys Hoskins, 2nd (78); J.P. Crawford, T-3rd (75)... **Triples:** J.P. Crawford, T-3rd (6)... **Home runs:** Rhys Hoskins, 3rd (29); Dylan Cozens, 4th (27)... **RBI:** Rhys Hoskins, 1st (91); Dylan Cozens, 6th (75)... **Total bases:** Rhys Hoskins, 3rd (233)... **Walks:** J.P. Crawford, 1st (79); Rhys Hoskins, 7th (64)... **Strikeouts:** Dylan Cozens, 1st (194)... **Batting average:** Rhys Hoskins, 8th (.284)... **On-base percentage:** Rhys Hoskins, 2nd (.385)... **Slugging percentage:** Rhys Hoskins, 1st (.581)... **OPS:** Rhys Hoskins, 1st (.966)... **PITCHING** - **ERA:** Tom Eshelman, 2nd (2.23)... **Wins:** Tom Eshelman, T-7th (10)... **Games:** Pedro Beato, T-3rd (52); Pat Venditte, T-3rd (52)... **Complete games:** Tom Eshelman, 2nd (3); Ben Lively, T-8th (1); Nick Pivetta, T-8th (1)... **Shutouts:** Tom Eshelman, T-3rd (1); Nick Pivetta, T-3rd (1)... **Saves:** Pedro Beato, 1st (33)... **Hits:** Jake Thompson, T-6th (83)... **Earned runs:** Jake Thompson, T-10th (69)... **WHIP:** Tom Eshelman, 1st (0.94).

BATTERS	AVG	G	AB	R	H	2B	3B	HR	RBI	SH	SF	HP	BB	IBB	SO	SB	CS	DP	OBP	SLG	OPS	E	
Aguila, Osmel	.233	16	43	4	10	11	1	0	0	0	0	0	0	0	0	0	0	0	.298	.256	.554	1	
Alfaro, Jorge	.241	84	324	34	78	116	13	2	7	43	0	2	8	16	1	113	1	12	.291	.358	.649	2	
*Cozens, Dylan	.210	135	476	68	100	199	12	3	27	75	0	3	5	58	1	194	8	3	3	.301	.418	.719	4
*Crawford, J.P.	.243	127	474	75	115	192	20	6	15	63	1	1	1	79	1	97	5	4	10	.351	.405	.756	17
Featherston, Taylor	.270	46	137	22	37	54	8	0	3	20	0	2	2	21	0	34	6	0	2	.370	.394	.765	5
Flores, Jorge	.260	23	50	7	13	15	2	0	0	6	0	2	1	3	0	15	0	0	1	.304	.300	.604	2
#Florimon, Pedro	.265	90	310	32	82	127	13	1	10	33	1	2	6	34	1	94	4	3	9	.347	.410	.756	5
Gomez, Hector	.236	74	212	26	50	90	15	2	7	27	0	3	1	7	0	44	0	1	3	.260	.425	.685	8
*Herrera, Odubel	.250	1	4	1	1	1	0	0	0	0	0	0	0	0	0	0	0	0	.250	.250	.500	0	
Hoskins, Rhys	.284	115	401	78	114	233	24	4	29	91	0	5	5	64	0	75	4	2	8	.385	.581	.966	8
*Kelly, Ty	.286	4	14	4	4	8	1	0	1	3	0	0	0	3	0	0	0	0	1	.412	.571	.983	0
Kendrick, Howie	.167	4	12	3	2	3	1	0	0	0	0	0	2	1	0	5	0	0	2	.333	.250	.583	1
Kingery, Scott	.294	63	265	41	78	119	11	3	8	21	1	2	5	13	1	58	10	2	4	.337	.449	.786	3
*Marrero, Christian	.182	4	11	2	2	2	0	0	0	3	0	0	0	3	0	0	0	0	.357	.182	.539	0	
Martinez, Harold	.138	12	29	4	4	6	0	1	0	0	0	0	1	0	0	13	0	0	1	.167	.207	.374	1
*Moore, Logan	.233	64	210	26	49	76	7	1	6	31	1	4	0	25	2	72	0	1	3	.310	.362	.672	4
#Mora, Angelo	.280	27	100	12	28	33	5	0	0	8	1	1	0	2	0	19	1	0	2	.291	.330	.621	4
#Nava, Daniel	1.000	1	2	1	2	3	1	0	0	1	0	0	0	1	0	0	0	0	0	1.000	1.500	2.500	0
Perkins, Cameron	.288	76	257	37	74	115	18	1	7	27	1	1	6	30	2	47	3	2	3	.374	.447	.822	4
*Pullin, Andrew	.231	67	238	22	55	98	21	2	6	23	0	0	3	13	1	50	3	1	5	.280	.412	.691	2
#Quinn, Roman	.274	45	175	24	48	68	8	3	2	13	2	1	1	18	0	49	10	4	2	.344	.389	.732	4
Rickles, Nick	.250	9	28	2	7	8	1	0	0	5	0	0	0	2	0	9	0	0	0	.300	.286	.586	0
*Rodriguez, Herlis	.216	48	148	16	32	47	6	0	3	8	2	1	4	5	1	36	3	2	3	.259	.318	.577	2
*Stassi, Brock	.249	50	173	18	43	59	4	0	4	22	0	3	2	18	0	42	0	0	5	.321	.341	.662	0
Tocci, Carlos	.189	17	53	2	10	13	0	0	1	4	0	0	0	1	0	11	0	0	1	.204	.245	.449	0
Tromp, Jandido	.222	3	9	0	2	3	1	0	0	2	0	0	0	1	0	2	0	0	0	.300	.333	.633	0
#Valentin, Jesmuel	.229	29	96	9	22	28	3	0	1	7	1	0	1	6	0	16	0	0	2	.282	.292	.573	4
Williams, Matt	.120	19	50	2	6	9	3	0	0	0	0	0	1	3	0	10	1	0	1	.185	.180	.365	2
*Williams, Nick	.280	78	282	43	79	144	16	2	15	44	1	2	5	16	1	90	5	4	7	.328	.511	.839	3
<b>Totals</b>	<b>.249</b>	<b>142</b>	<b>4658</b>	<b>624</b>	<b>1158</b>	<b>1893</b>	<b>217</b>	<b>31</b>	<b>152</b>	<b>585</b>	<b>24</b>	<b>35</b>	<b>60</b>	<b>449</b>	<b>12</b>	<b>1242</b>	<b>64</b>	<b>30</b>	<b>91</b>	<b>.320</b>	<b>.406</b>	<b>.727</b>	<b>101</b>

PITCHERS	W-L	ERA	G	GS	CG	GF	SHO	SV	IP	H	R	ER	HR	HB	BB	IBB	SO	WP	BK	AVG
Alvarez, Henderson	2-0	2.84	3	3	0	0	0	0	19.0	19	7	6	1	0	6	0	8	1	0	.268
Anderson, Drew	0-0	1.35	1	1	0	0	0	0	6.2	5	2	1	1	1	2	0	7	0	0	.208
Appel, Mark	5-4	5.27	17	17	0	0	0	0	82.0	91	51	48	9	5	53	0	60	11	0	.284
Beato, Pedro	1-3	2.75	52	0	0	48	0	33	55.2	41	17	17	4	3	20	1	42	5	0	.202
Bergjans, Tommy	0-1	7.20	1	1	0	0	0	0	5.0	3	4	4	1	1	3	0	3	0	0	.167
*DeNato, Joey	1-1	5.50	11	3	0	3	0	0	18.0	18	13	11	3	1	10	0	9	0	0	.261
Eflin, Zach	1-4	4.57	8	7	0	1	0	0	43.1	48	22	22	3	4	15	0	38	3	0	.289
Eshelman, Tom	10-3	2.23	18	18	3	0	1	0	121.0	101	36	30	8	0	13	1	80	0	0	.227
Fien, Casey	0-1	5.06	14	0	0	1	0	0	16.0	15	9	9	3	0	3	1	13	1	1	.254
Flores, Jorge	0-0	7.71	2	0	0	2	0	0	2.1	3	2	2	1	0	1	0	0	0	0	.300
Garcia, Luis	0-0	5.79	4	1	0	1	0	1	4.2	5	3	3	0	0	5	1	7	0	0	.263
*Leibrandt, Brandon	5-3	3.94	12	12	0	0	0	0	64.0	59	29	28	8	1	24	0	53	0	0	.244
Leiter, Mark	2-1	4.20	7	5	0	0	0	0	30.0	27	15	14	5	1	6	0	38	2	0	.233
Lively, Ben	7-5	3.15	16	16	1	0	0	0	97.0	91	39	34	3	4	22	0	82	1	1	.243
Mariot, Michael	7-2	4.42	45	0	0	13	0	2	57.0	56	32	28	5	1	21	0	63	5	1	.257
*Milner, Hoby	1-2	2.60	22	0	0	9	0	0	27.2	24	8	8	1	4	1	27	1	0	.235	
*Morgan, Adam	0-1	4.67	12	0	0	3	0	0	17.1	19	9	9	1	1	5	0	14	0	1	.288
Murray, Colton	2-2	5.53	33	0	0	9	0	0	40.2	49	27	25	6	1	15	0	45	2	1	.301
Nola, Aaron	1-0	0.87	2	2	0	0	0	0	10.1	6	1	1	0	0	1	0	10	0	0	.167
*Perez, Wander	0-0	5.63	6	0	0	3	0	0	8.0	10	8	5	1	0	7	0	5	0	0	.294
Peterson, Mark	0-0	8.00	5	0	0	2	0	0	9.0	18	9	8	1	0	5	0	5	1	0	.450
Pinto, Ricardo	5-3	3.86	19	8	0	5	0	1	60.2	61	35	26	4	0	18	0	46	6	1	.263
Pivetta, Nick	5-0	1.41	5	5	1	0	1	0	32.0	25	6	5	1	1	2	0	37	0	2	.208
*Ramos, Cesar	5-4	4.00	40	11	0	4	0	1	92.0	91	51	41	10	2	31	0	74	3	0	.259
Ramos, Edubray	2-0	1.54	10	0	0	5	0	1	11.2	7	3	2	0	0	4	1	10	0	0	.171
Richy, John	0-0	4.76	2	1	0	1	0	0	5.2	9	3	3	0	0	1	0	1	0	0	.360
Rios, Yacksel	0-1	1.96	13	1	0	4	0	1	18.1	10	4	4	3	0	4	0	17	3	0	.159
Rivero, Alexis	1-1	7.00	8	0	0	3	0	0	9.0	14	7	7	2	0	4	0	6	0	0	.350
Taveras, Jose	3-1	1.32	7	7	0	0	0	0	41.0	26	7	6	5	0	15	0	37	0	0	.176
Therrien, Jesen	0-0	1.57	18	0	0	7	0	2	28.2	25	7	5	2	0	6	0	26	1	0	.227
Thompson, Jake	5-14	5.25	22	22	0	0	0	0	118.1	136	83	69	12	3	47	1	90	9	0	.293
Velasquez, Vince	0-0	4.50	1	1	0	0	0	0	2.0	1	1	1	0	0	1	0	0	0	0	.200
*Venditte, Pat	9-5	3.36	52	0	0	13	0	2	69.2	54	28	26	7	4	36	1	69	1	0	.217
<b>Totals</b>	<b>80-62</b>	<b>3.72</b>	<b>142</b>	<b>142</b>	<b>5</b>	<b>137</b>	<b>15</b>	<b>44</b>	<b>1224.0</b>	<b>1167</b>	<b>578</b>	<b>506</b>	<b>111</b>	<b>36</b>	<b>410</b>	<b>8</b>	<b>1022</b>	<b>56</b>	<b>8</b>	<b>.251</b>

\* Left-handed; # Switch-hitter/pitcher

# 2017 LEHIGH VALLEY POSTSEASON STATISTICS

Lehigh Valley reached the 80-win mark for the second straight season, capturing the International League's Wild Card spot with an 80-62 regular-season record (.563)... The IronPigs faced Scranton/Wilkes-Barre in the Governors' Cup semifinal, a rematch of their 2016 first-round playoff series... Carlos Tocci's walk-off single in the 12th inning of Game 1 gave Lehigh Valley a 6-5 victory before they lost three consecutive games to conclude the best-of-five series.

BATTERS	AVG	G	AB	R	H	2B	3B	HR	RBI	SH	SF	HP	BB	IBB	SO	SB	CS	DP	OBP	SLG	OPS	E
*Cozens, Dylan	.176	4	17	0	3	0	0	0	1	0	0	0	1	0	8	0	0	0	.222	.176	.399	0
Gomez, Hector	.600	2	5	0	3	1	0	0	0	0	0	0	2	0	1	0	0	0	.714	.800	1.514	0
Kingery, Scott	.316	4	19	2	6	1	0	0	1	0	0	0	1	0	6	0	0	0	.350	.368	.718	1
*Marrero, Christian	.294	4	17	1	5	1	0	0	0	0	0	1	2	0	5	0	0	0	.400	.353	.753	0
*Moore, Logan	.077	3	13	0	1	0	0	0	0	0	0	0	0	0	6	0	0	0	.077	.077	.154	0
#Mora, Angelo	.294	4	17	2	5	0	0	0	2	0	0	0	2	0	2	0	0	1	.368	.294	.663	0
*Pullin, Andrew	.154	4	13	0	2	1	0	0	1	0	1	0	1	0	5	0	0	0	.200	.231	.431	1
Rickles, Nick	.333	1	3	0	1	0	0	0	0	0	0	0	0	0	0	0	0	0	.333	.333	.667	0
*Rodriguez, Herlis	.000	3	5	0	0	0	0	0	0	0	0	0	1	1	1	0	0	0	.167	.000	.167	0
*Stassi, Brock	.235	4	17	2	4	2	0	1	2	0	0	0	2	0	4	0	0	0	.316	.529	.845	0
Tocci, Carlos	.250	3	12	1	3	1	0	0	1	0	0	0	1	0	2	0	0	0	.308	.333	.641	0
*Walding, Mitch	.222	4	9	1	2	0	0	0	1	0	0	0	2	0	1	0	0	0	.364	.222	.586	0
Totals	.238	4	147	9	35	7	0	1	9	0	1	1	15	1	41	0	0	1	.311	.306	.617	2

PITCHERS	W-L	ERA	G	GS	CG	GF	SHO	SV	IP	H	R	ER	HR	HB	BB	IBB	SO	WP	BK	AVG
Alvarez, Henderson	0-1	8.10	1	1	0	0	0	0	6.2	5	6	6	1	0	2	0	3	0	0	.217
Anderson, Drew	0-0	4.50	1	1	0	0	0	0	6.0	9	5	3	2	0	1	0	6	0	0	.321
Appel, Mark	0-0	0.00	1	0	0	0	0	0	1.0	0	0	0	0	0	3	0	0	0	0	.000
Arano, Victor	0-0	0.00	1	0	0	0	0	0	2.0	1	0	0	0	0	1	0	2	1	0	.143
Beato, Pedro	0-0	0.00	1	0	0	0	0	0	1.0	0	0	0	0	0	1	0	1	0	0	.000
*DeNato, Joey	0-0	0.00	2	0	0	1	0	0	1.2	1	0	0	0	0	1	0	1	0	0	.167
*Garcia, Elniery	0-1	7.20	1	1	0	0	0	0	5.0	7	4	4	0	0	1	0	6	1	0	.318
Mariot, Michael	0-0	0.00	2	0	0	0	0	0	2.1	1	0	0	0	0	1	0	2	0	0	.125
*Ramos, Cesar	0-0	0.00	2	0	0	1	0	0	2.0	1	0	0	0	0	0	0	0	0	0	.167
#Venditte, Pat	1-0	0.00	2	0	0	2	0	0	2.1	2	0	0	0	1	0	0	3	0	0	.222
Waguespack, Jacob	0-1	1.29	1	1	0	0	0	0	7.0	3	1	1	1	0	2	0	7	0	0	.125
Totals	1-3	3.41	4	4	0	4	0	0	37.0	30	16	14	4	1	13	0	31	2	0	.219

\* Left-handed; # Switch-hitter/pitcher

## 2017 MINOR LEAGUE PLAYERS & PITCHERS OF THE WEEK

	PLAYER	PITCHER
<b>April 6-16</b>	Daniel Brito (inf), LWD	Nick Pivetta (rhp), LV
<b>April 17-23</b>	Cameron Perkins (of), LV	Jake Thompson (rhp), LV
<b>April 24-30</b>	Roman Quinn (of), LV	Ranger Suárez (lhp), LWD
<b>May 1-7</b>	Darick Hall (1b), LWD	Nick Fanti (lhp), LWD
<b>May 8-14</b>	Dylan Cozens (of), LV	Tom Eshelman (rhp), LV
<b>May 15-21</b>	Scott Kingery (2b), REA	Trevor Bettencourt (rhp), LWD
<b>May 22-28</b>	Nick Williams (of), LV	Nick Fanti (lhp), LWD
<b>May 29-June 4</b>	Darick Hall (1b), LWD	JoJo Romero (lhp), LWD
<b>June 5-11</b>	Edgar Cabral (c), LWD	Ranger Suarez (lhp), LWD
<b>June 12-18</b>	Darick Hall (1b), LWD	Adonis Medina (rhp), LWD
		JoJo Romero (lhp), LWD
<b>June 19-25</b>	Jiandido Tromp (of), REA	Cole Irvin (lhp), CLR
<b>June 26-July 2</b>	Mitch Walding (3b), REA	Ranger Suárez (lhp), LWD
<b>July 3-9</b>	Jhailyn Ortiz (of), WIL	Kyle Young (lhp), WIL
<b>July 10-16</b>	Cornelius Randolph (of), CLR	Mauricio Llovera (rhp), LWD
		Adonis Medina (rhp), LWD
<b>July 17-23</b>	Carlos Tocci (of), REA	Nick Fanti (lhp), LWD
<b>July 24-30</b>	Jhailyn Ortiz (of), WIL	Bailey Falter (lhp), LWD
<b>July 31-Aug. 6</b>	Adam Haseley (of), WIL	Ranger Suárez (lhp), CLR
<b>Aug. 7-13</b>	Darick Hall (1b), LWD	Felix Paulino (rhp), LWD
<b>Aug. 14-20</b>	Scott Kingery (2b), LV	David Parkinson (lhp), WIL
<b>Aug. 21-27</b>	Arquimedes Gamboa (ss), LWD	Spencer Howard (rhp), WIL
<b>Aug. 28-Sept. 4</b>	Arquimedes Gamboa (ss), LWD	JoJo Romero (lhp), CLR

## 2017 READING REVIEW

Finished 3rd in Eastern League's Eastern Division (72-68, .514)... **STAFF** - Manager: Greg Legg; Coach: John Mizerock; Pitching Coach: Steve Schrenk; Athletic Trainer: Mickey Zozack; Strength & Conditioning Coach: Ken Matanane.

**LEAGUE LEADERS - TEAM:** 5th in team batting (.261 AVG), 4th in team pitching (3.94 ERA)... **OFFENSE** - **Hits:** Carlos Tocci, 6th (132); Jiandido Tromp, 7th (130)... **Doubles:** Jiandido Tromp, 2nd (31)... **Triples:** Carlos Tocci, T-1st (7); Scott Kingery, T-4th (5)... **Home runs:** Mitch Walding, 4th (25); Kyle Martin, T-7th (22)... **Total bases:** Jiandido Tromp, 4th (221)... **Strikeouts:** Kyle Martin, T-3rd (134); Mitch Walding, 6th (127)... **Stolen bases:** Zachary Coppola, 2nd (29)... **Batting average:** Carlos Tocci, 2nd (.307)... **Slugging percentage:** Mitch Walding, 4th (.516); Jiandido Tromp, 8th (.485)... **OPS:** Mitch Walding, 6th (.842)... **PITCHING** - **Wins:** Tyler Viza, T-5th (10); Drew Anderson, T-9th (9)... **Games started:** Tyler Viza, T-3rd (26)... **Innings pitched:** Tyler Viza, T-8th (139.2)... **Hits:** Tyler Viza, 10th (152)... **Runs:** Tyler Viza, 6th (90)... **Earned runs:** Tyler Viza, 4th (81)... **Home runs:** Tyler Viza, T-3rd (20)... **Hit batters:** Tyler Viza, T-5th (9); Drew Anderson, T-10th (8).

BATTERS	AVG	G	AB	R	H	TB	2B	3B	HR	RBI	SH	SF	HP	BB	IBB	SO	SB	CS	DP	OBP	SLG	OPS	E
Aguila, Osmel	.244	25	82	10	20	36	5	1	3	13	0	3	1	11	0	15	0	0	1	330	.439	.769	1
Antequera, Jose	.250	2	4	1	1	1	0	0	0	1	0	0	0	0	0	0	0	0	0	250	.250	.500	0
Bossart, Austin	.250	1	4	0	1	1	0	0	0	0	0	0	0	0	0	1	0	0	0	250	.250	.500	0
*Brown, Aaron	.222	28	90	6	20	29	3	0	2	8	0	1	1	1	0	34	0	1	0	239	.322	.561	2
Campbell, Derek	.162	13	37	3	6	10	1	0	1	2	0	0	1	0	0	10	0	0	1	184	.270	.454	2
Canelo, Malquin	.226	112	389	50	88	132	22	2	6	34	1	3	1	42	0	113	12	5	10	301	.339	.640	23
*Coppola, Zachary	.252	85	325	46	82	93	9	1	0	24	5	3	1	38	0	61	29	9	3	330	.286	.616	2
Fisher, Joel	.154	9	26	3	4	7	0	0	1	2	0	0	0	5	0	11	0	0	0	290	.269	.560	1
Flores, Jorge	.231	9	26	1	6	8	2	0	0	4	1	2	0	1	0	7	0	0	0	241	.308	.549	0
Green, Zach	.222	15	45	3	10	15	2	0	1	5	0	1	2	3	0	20	0	0	1	294	.333	.627	0
Grullon, Deivi	.229	23	83	10	19	34	3	0	4	13	0	1	0	5	0	19	0	0	3	270	.410	.679	4
*Herrera, Odubel	1.000	1	2	2	2	5	0	0	1	2	0	0	0	1	0	0	0	0	0	1,000	2.500	3.500	1
Kendrick, Howie	.250	1	4	2	1	4	0	0	1	1	0	0	0	0	0	0	0	0	0	250	1.000	1.250	0
Kingery, Scott	.313	69	278	62	87	169	18	5	18	44	3	4	4	28	2	51	19	3	4	379	.608	.987	3
*Marrero, Christian	.400	10	35	5	14	22	2	0	2	7	0	0	0	4	1	5	0	0	2	462	.629	1.090	0
*Martin, Kyle	.193	123	436	60	84	167	15	1	22	68	1	4	10	50	3	134	2	1	2	288	.383	.671	7
Martinez, Harold	.232	38	99	17	23	32	6	0	1	6	0	0	1	10	1	20	0	0	2	309	.323	.632	4
#Mora, Angelo	.295	80	298	42	88	140	19	3	9	47	0	0	0	24	1	60	4	2	7	348	.470	.818	11
#Nava, Daniel	.250	1	4	1	1	1	0	0	0	0	0	0	0	0	0	0	0	0	0	250	.250	.500	0
#Numata, Chace	.249	84	305	32	76	107	17	1	4	28	0	3	2	30	2	37	0	1	8	318	.351	.668	8
*Pullin, Andrew	.308	67	266	40	82	148	22	1	14	46	0	3	5	22	0	43	2	0	7	368	.556	.925	1
Rickles, Nick	.274	26	95	9	26	46	8	0	4	12	0	2	0	5	0	9	1	0	6	304	.484	.788	2
*Rodriguez, Herlis	.280	9	25	2	7	12	2	0	1	3	0	0	0	0	0	8	0	0	0	280	.480	.760	0
*Sandberg, Cord	.263	33	99	11	26	44	6	0	4	11	1	1	0	3	0	30	1	0	0	282	.444	.726	2
*Stankiewicz, Drew	.302	53	149	19	45	65	6	1	4	16	1	0	1	21	1	29	1	1	2	392	.436	.828	8
*Stassi, Brock	.333	2	6	1	2	2	0	0	0	1	0	0	0	1	0	0	0	0	0	429	.333	.762	0
Tocci, Carlos	.307	113	430	59	132	171	19	7	2	48	2	3	10	29	0	66	4	5	12	362	.398	.760	2
Tomscha, Damek	.314	48	159	22	50	67	5	0	4	17	1	0	4	11	0	18	1	0	2	374	.421	.795	5
Tromp, Jiandido	.285	122	456	64	130	221	31	3	18	62	1	3	3	28	0	112	10	7	8	329	.485	.813	0
*Walding, Mitch	.236	99	351	52	83	181	15	4	25	62	0	2	4	44	0	127	1	1	5	327	.516	.842	15
<b>Totals</b>	<b>.261</b>	<b>140</b>	<b>4700</b>	<b>642</b>	<b>1226</b>	<b>1985</b>	<b>240</b>	<b>30</b>	<b>153</b>	<b>590</b>	<b>29</b>	<b>38</b>	<b>52</b>	<b>423</b>	<b>11</b>	<b>1080</b>	<b>87</b>	<b>36</b>	<b>97</b>	<b>3.26</b>	<b>.422</b>	<b>.749</b>	<b>111</b>

PITCHERS	W-L	ERA	G	GS	CG	GF	SHO	SV	IP	H	R	ER	HR	HB	BB	IBB	SO	WP	BK	AVG
Anderson, Drew	9-4	3.59	21	21	0	0	0	0	107.2	81	49	43	13	8	40	0	86	4	2	.207
Arano, Victor	1-2	4.19	32	0	0	24	0	9	38.2	39	20	18	7	1	11	0	38	7	0	.264
Arauz, Harold	0-0	0.00	1	0	0	0	0	0	2.1	3	0	0	0	0	2	0	3	1	0	.300
Bergjans, Tommy	1-6	6.57	12	11	0	1	0	0	50.2	64	41	37	13	2	14	0	40	6	0	.314
Casimiro, Ranfi	1-5	3.57	20	4	0	1	0	1	45.1	43	22	18	5	0	12	0	31	5	0	.251
*Cleavinger, Garrett	0-1	5.28	11	0	0	5	0	1	15.1	19	13	9	1	1	9	0	17	3	0	.317
*Davis, Austin	4-2	2.87	32	0	0	11	0	1	47.0	45	17	15	3	1	20	1	46	5	0	.257
*DeNato, Joey	5-1	1.09	22	0	0	4	0	0	33.0	27	4	4	0	1	22	1	24	2	2	.233
Eickhoff, Jerad	0-1	1.80	1	1	0	0	0	0	5.0	2	1	1	1	0	1	0	5	0	0	.118
Eshelman, Tom	3-0	3.10	5	5	0	0	0	0	29.0	27	11	10	6	1	5	0	22	0	0	.257
*Garcia, Elniery	2-1	1.75	5	5	0	0	0	0	25.2	17	8	5	0	1	17	0	10	1	1	.193
Hockenberry, Matt	0-0	30.37	4	0	0	0	0	0	2.2	7	9	9	0	0	5	0	3	1	0	.538
*Hollands, Mario	1-0	4.15	10	0	0	3	0	1	13.0	15	9	6	1	0	12	1	9	5	0	.288
*Irvine, Cole	5-3	4.06	13	13	0	0	0	0	84.1	72	41	38	12	5	24	0	66	1	0	.228
Kilome, Franklin	1-3	3.64	5	5	0	0	0	0	29.2	25	15	12	2	0	15	0	20	3	0	.238
*Leibrandt, Brandon	6-2	3.34	13	13	0	0	0	0	72.2	77	29	27	4	0	23	1	52	3	1	.284
Martinez, Harold	0-0	0.00	1	0	0	1	0	0	1.0	0	0	0	0	0	0	0	0	0	0	.000
Murray, Colton	0-0	1.46	8	0	0	6	0	3	12.1	9	2	2	0	1	1	0	18	1	0	.209
Nunez, Miguel	1-4	3.57	24	2	0	15	0	3	35.1	31	14	14	4	2	20	1	25	3	0	.244
Richy, John	1-3	7.16	10	6	0	2	0	0	32.2	51	28	26	3	1	10	0	22	4	1	.362
Rios, Yacksel	1-2	1.89	24	0	0	7	0	2	38.0	22	12	8	2	2	10	1	47	7	1	.168
Rivero, Alexis	4-3	4.08	35	1	0	11	0	2	57.1	55	29	26	7	1	23	1	46	5	1	.257
Sanchez, Mario	4-2	2.88	19	7	0	1	0	0	56.1	52	20	18	7	2	13	0	32	5	0	.251
*Singer, Jeff	0-2	5.54	12	0	0	6	0	2	13.0	11	9	8	1	2	9	0	12	4	0	.220
Taveras, Jose	0-1	3.97	2	2	0	0	0	0	11.1	10	5	5	2	0	1	0	11	0	0	.233
Therrien, Jensen	2-1	1.26	21	0	0	13	0	7	28.2	14	5	4	1	0	3	0	39	0	0	.149
Tirado, Alberto	0-0	6.75	10	0	0	6	0	0	12.0	13	9	9	0	2	19	0	8	5	0	.283
Velasquez, Vince	0-0	6.00	1	1	0	0	0	0	3.0	3	3	2	1	0	1	0	4	0	0	.250
Viza, Tyler	10-10	5.22	26	26	1	0	0	0	139.2	152	90	81	20	9	48	0	100	6	0	.277
Waguespack, Jacob	3-2	3.65	7	6	0	0	0	0	37.0	37	17	15	2	2	16	1	35	1	0	.262
Watson, Shane	4-5	4.10	33	11	0	9	0	1	83.1	97	42	38	12	4	40	1	45	4	0	.299
*Windle, Tom	3-2	4.24	36	0	0	13	0	2	51.0	37	26	24	4	3	21	1	44	6	1	.200
<b>Totals</b>	<b>72-68</b>	<b>3.94</b>	<b>140</b>	<b>140</b>	<b>1</b>	<b>139</b>	<b>8</b>	<b>35</b>	<b>1214.0</b>	<b>1157</b>	<b>600</b>	<b>532</b>	<b>134</b>	<b>52</b>	<b>467</b>	<b>10</b>	<b>960</b>	<b>98</b>	<b>10</b>	<b>.254</b>

\* Left-handed; # Switch-hitter



# 2017 CLEARWATER REVIEW

Finished Florida State League's first half in 2nd place (38-32, .543) in the North Division; finished second half in 4th place (29-39, .426)... Overall finished in 3rd place in the division (67-71, .486)... **STAFF** - Manager: Shawn Williams; Coach: Rob Ducey; Pitching Coach: Aaron Fultz; Athletic Trainer: Michael Hefta; Strength & Conditioning Coach: Mike Lidge.

**LEAGUE LEADERS - TEAM:** 5th in team batting (.254 AVG), 4th in team pitching (3.16 ERA)... **OFFENSE** - **Games:** Cornelius Randolph, T-9th (122)... **At-bats:** Wilson Garcia, 4th (477)... **Hits:** Wilson Garcia, T-2nd (131)... **Doubles:** Wilson Garcia, 5th (28)... **Home runs:** Jan Hernandez, T-2nd (16); Wilson Garcia, T-8th (13); Cornelius Randolph, T-8th (13)... **RBI:** Wilson Garcia, T-8th (60)... **Total bases:** Wilson Garcia, 1st (202); Cornelius Randolph, 7th (177)... **Walks:** Cornelius Randolph, 7th (55)... **Strikeouts:** Jose Pujols, 2nd (150); **Pitching** - **Games:** Seth McGarry, T-1st (44); Luke Leftwich, T-4th (42)... **Complete games:** Harold Araz, T-4th (1); Sixto Sanchez, T-4th (1); Jose Taveras, T-4th (1)... **Shutouts:** Harold Araz, T-1st (1)... **Saves:** Seth McGarry, T-1st (19); Jeff Singer, T-1st (19); Luke Leftwich, T-9th (8)... **Home runs:** Jose Taveras, T-5th (13)... **Walks:** Blake Quinn, T-8th (43).

BATTERS	AVG	G	AB	R	H	TB	2B	3B	HR	RBI	SH	SF	HP	BB	IBB	SO	SB	CS	DP	OBP	SLG	OPS	E
Antequera, Jose	.170	29	88	6	15	19	2	1	0	2	1	0	0	6	0	17	3	0	4	.223	.216	.439	4
Bossart, Austin	.244	54	180	14	44	60	10	0	2	18	2	2	3	8	1	42	2	0	5	.285	.333	.618	6
Cabral, Edgar	.310	24	84	16	26	37	5	0	2	12	0	1	1	9	0	23	0	0	3	.379	.440	.819	4
Campbell, Derek	.263	30	114	14	30	42	6	0	2	9	0	0	2	9	0	27	0	2	5	.328	.368	.696	2
*Coppola, Zachary	.350	45	160	23	56	66	5	1	1	12	4	1	1	17	0	26	10	6	2	.413	.413	.826	1
Cumana, Grenny	.243	88	301	28	73	88	9	0	2	22	8	1	5	12	0	41	16	10	7	.282	.292	.574	13
Duran, Carlos	.181	40	127	11	23	33	4	0	2	9	0	0	1	12	0	32	7	2	1	.257	.260	.517	1
Encarnacion, Luis	.385	4	13	1	5	6	1	0	0	2	1	0	0	1	0	5	0	0	0	.429	.462	.890	0
#Garcia, Wilson	.275	121	477	39	131	202	28	2	13	60	0	3	3	14	1	53	0	0	10	.298	.423	.721	3
Gomez, Jose	.250	22	92	8	23	25	2	0	0	3	1	0	1	4	0	19	0	1	3	.289	.272	.560	3
Green, Zach	.221	38	140	13	31	55	7	1	5	15	0	1	4	7	0	51	0	0	2	.276	.393	.669	3
Grullon, Deivi	.255	71	271	31	69	107	14	0	8	24	0	2	1	12	0	61	0	1	11	.287	.395	.682	8
Guzman, Jonathan	.000	1	3	0	0	0	0	0	0	0	0	0	0	0	0	3	0	0	0	.000	.000	.000	0
*Hall, Darick	.231	7	26	4	6	14	2	0	2	5	0	0	0	0	0	7	0	0	0	.231	.538	.769	0
#Hernandez, Cesar	.143	4	7	2	1	1	0	0	0	1	0	0	1	9	0	2	0	0	0	.647	.143	.790	0
Hernandez, Jan	.212	90	316	42	67	131	10	3	16	35	2	0	7	26	1	114	5	3	7	.287	.415	.701	17
*Laird, Mark	.286	105	406	56	116	148	16	5	2	27	6	0	3	29	2	65	11	3	4	.338	.365	.702	0
*Marrero, Emmanuel	.252	109	365	39	92	131	16	4	5	32	7	1	5	26	0	83	11	4	7	.310	.359	.669	17
*Muzziotti, Simon	.286	2	7	2	2	2	0	0	0	0	0	0	0	0	0	2	1	0	0	.286	.286	.571	0
Pujols, Jose	.194	90	325	24	63	99	10	1	8	29	0	3	1	23	0	150	2	2	4	.247	.305	.552	2
*Randolph, Cornelius	.250	122	440	47	110	177	18	5	13	55	4	5	6	55	1	125	7	3	3	.338	.402	.740	2
*Rodriguez, Herlis	.272	52	184	20	50	83	8	2	7	23	5	0	3	22	1	39	7	3	1	.359	.451	.810	2
*Sandberg, Cord	.277	18	65	7	18	31	7	0	2	6	1	0	1	6	0	16	0	0	2	.347	.477	.824	0
*Stankiewicz, Drew	.263	54	179	19	47	73	9	1	5	19	2	2	2	20	0	42	2	1	1	.340	.408	.748	6
Tomscha, Damek	.303	57	201	28	61	92	10	0	7	33	1	0	4	27	3	38	2	1	6	.397	.458	.854	7
<b>Totals</b>	<b>.254</b>	<b>138</b>	<b>4571</b>	<b>494</b>	<b>1159</b>	<b>1722</b>	<b>199</b>	<b>26</b>	<b>104</b>	<b>453</b>	<b>45</b>	<b>22</b>	<b>55</b>	<b>354</b>	<b>10</b>	<b>1083</b>	<b>86</b>	<b>42</b>	<b>88</b>	<b>.313</b>	<b>.377</b>	<b>.690</b>	<b>120</b>

PITCHERS	W-L	ERA	G	GS	CG	GF	SHO	SV	IP	H	R	ER	HR	HB	BB	IBB	SO	WP	BK	AVG
Araz, Harold	4-4	2.03	20	6	1	2	1	0	71.0	49	19	16	6	2	11	1	74	6	0	.191
Beato, Pedro	0-1	18.00	2	0	0	0	0	0	2.0	6	5	4	0	0	1	1	2	0	0	.500
Bettencourt, Trevor	2-0	1.57	16	0	0	11	0	2	23.0	13	4	4	2	1	4	0	22	2	0	.157
Bossart, Austin	0-0	0.00	1	0	0	1	0	0	1.0	1	0	0	0	0	0	0	1	0	0	.250
*Brown, Aaron	0-1	5.27	10	0	0	1	0	0	13.2	17	12	8	1	3	11	0	14	3	0	.309
Casimiro, Ranfi	2-2	3.16	17	0	0	5	0	1	37.0	27	17	13	4	2	10	0	33	1	0	.201
*Davis, Austin	2-0	2.01	10	0	0	1	0	1	22.1	19	5	5	1	0	3	0	29	2	2	.226
Dominguez Seranthy	4-4	3.61	15	13	0	0	0	0	62.1	51	28	25	6	2	30	0	75	3	0	.230
Eflin, Zach	1-0	0.00	1	1	0	0	0	0	5.0	1	0	0	0	0	0	0	6	0	0	.059
Fien, Casey	0-0	0.00	2	0	0	0	0	0	2.0	1	0	0	0	0	1	0	1	0	0	.167
Frohwirth, Tyler	0-0	0.00	1	0	0	0	0	0	1.0	1	0	0	0	0	0	0	1	0	0	.333
Garcia, Edgar	3-4	4.47	27	15	0	4	0	0	88.2	95	53	44	10	5	31	0	89	8	0	.271
*Gilbert, Tyler	1-6	2.95	35	1	0	15	0	3	61.0	64	22	20	5	3	15	2	52	4	0	.271
Hammer, J.D.	2-0	0.57	12	0	0	2	0	0	15.2	8	1	1	0	0	2	0	20	1	0	.154
Hibbs, Will	0-0	7.88	5	0	0	2	0	0	8.0	11	7	7	2	1	7	0	7	1	0	.333
Hockenberry, Matt	2-0	4.60	21	0	0	9	0	0	31.1	34	17	16	5	1	9	0	27	4	0	.274
*Irvine, Cole	4-6	2.55	12	11	0	0	0	0	67.0	68	26	19	2	2	14	0	52	4	0	.265
Kilome, Franklyn	6-4	2.59	19	19	0	0	0	0	97.1	96	33	28	5	4	37	0	83	14	0	.264
Leftwich, Luke	1-6	2.70	42	0	0	20	0	8	80.0	69	30	24	2	4	21	0	98	4	1	.232
McGarry, Seth	0-4	5.14	13	0	0	9	0	5	14.0	14	9	8	1	0	6	0	17	2	0	.255
*Mills, McKenzie	0-1	4.60	3	3	0	0	0	0	15.2	21	8	8	1	1	0	0	16	1	0	.323
Quinn, Blake	4-2	4.38	30	7	0	8	0	0	74.0	75	41	36	9	4	43	0	71	5	3	.272
*Romero, JoJo	5-2	2.24	10	10	0	0	0	0	52.1	43	17	13	2	2	15	0	49	3	0	.223
Sanchez, Sixto	0-4	4.55	5	5	1	0	0	0	27.2	27	16	14	1	1	9	0	20	1	0	.252
*Singer, Jeff	5-2	2.34	37	0	0	33	0	19	50.0	30	13	13	4	3	28	0	66	4	0	.171
*Suarez, Ranger	2-4	3.82	8	8	0	0	0	0	37.2	43	18	16	1	1	11	0	38	1	1	.293
Taveras, Jose	6-4	2.38	16	16	1	0	0	0	102.0	86	28	27	13	5	23	0	92	3	0	.228
Tirado, Alberto	5-4	3.69	15	12	0	1	0	0	63.1	59	33	26	8	4	38	0	58	9	0	.250
Velasquez, Vince	0-1	1.80	1	1	0	0	0	0	5.0	2	1	1	0	1	0	0	5	0	0	.125
Waguespack, Jacob	6-5	3.29	24	10	0	11	0	1	68.1	63	29	25	3	2	24	2	73	8	0	.245
<b>Totals</b>	<b>67-71</b>	<b>3.16</b>	<b>138</b>	<b>138</b>	<b>3</b>	<b>135</b>	<b>14</b>	<b>40</b>	<b>1199.1</b>	<b>1094</b>	<b>492</b>	<b>421</b>	<b>95</b>	<b>53</b>	<b>405</b>	<b>6</b>	<b>1191</b>	<b>94</b>	<b>7</b>	<b>.243</b>

\* Left-handed; # Switch-hitter

# 2017 LAKEWOOD REVIEW

Finished South Atlantic League's first half in 2nd place (40-30, .571) in the Northern Division; finished second half in 5th place (33-36, .478)... Overall finished in 3rd place in their division (73-66, .525)... **STAFF** – Manager: Marty Malloy; Coach: Nelson Prada; Pitching Coach: Brian Sweeney; Athletic Trainer: Takayuki Sakurai; Strength & Conditioning Coach: Scott Smith.

**LEAGUE LEADERS – TEAM:** 12th in team batting (.243 AVG), 3rd in team pitching (3.26 ERA)... **OFFENSE – Games:** Mickey Moniak, T-9th (123)... **Triples:** Mickey Moniak, T-6th (6)... **Home runs:** Darick Hall, 1st (27)... **RBI:** Darick Hall, 1st (96)... **Total bases:** Darick Hall, 1st (227)... **Stolen bases:** Luke Williams, T-9th (29)... **Slugging percentage:** Darick Hall, 1st (.533)... **OPS:** Darick Hall, 1st (.872)... **PITCHING – ERA:** Nick Fanti, 3rd (2.54); Alejandro Requena, 5th (2.74); Bailey Falter, 7th (2.99); Adonis Medina, T-8th (3.01)... **Shutouts:** Nick Fanti, T-2nd (1); Sixto Sanchez, T-2nd (1); Ranger Suarez, T-2nd (1)... **Saves:** Will Hibbs, 1st (20)... **Hit batsmen:** Adonis Medina, T-8th (12)... **Strikeouts:** Adonis Medina, 4th (133); Nick Fanti, 5th (121)... **WHIP:** Nick Fanti, 2nd (0.96); Alejandro Requena, 4th (1.05).

BATTERS	AVG	G	AB	R	H	TB	2B	3B	HR	RBI	SH	SF	HP	BB	IBB	SO	SB	CS	DP	OBP	SLG	OPS	E
Alastre, Jesus	.307	43	137	20	42	56	9	1	1	16	2	0	4	5	0	31	4	2	3	.349	.409	.758	2
Antequera, Jose	.194	33	93	7	18	20	2	0	0	14	6	1	4	5	0	19	0	0	0	.262	.215	.477	3
Barbier, Brett	.229	49	175	23	40	61	9	0	4	21	1	2	11	17	0	57	1	0	4	.332	.349	.680	0
*Brito, Daniel	.239	112	447	54	107	142	15	1	6	32	4	2	5	33	0	95	12	9	9	.298	.318	.615	12
Cabral, Edgar	.243	67	235	19	57	77	12	1	2	14	0	2	3	23	0	39	0	0	3	.316	.328	.643	7
Duran, Carlos	.230	57	196	23	45	65	9	4	1	17	7	0	1	16	0	47	4	7	2	.291	.332	.623	5
*Fitch, Colby	.217	22	69	12	15	23	2	0	2	5	0	0	2	16	0	17	0	0	2	.379	.333	.713	0
#Gamboa, Arquimedes	.261	79	307	44	80	116	12	3	6	29	5	5	0	33	0	52	8	0	4	.328	.378	.705	14
Garcia, Emmanuel	.271	17	59	9	16	28	4	1	2	6	0	0	3	2	0	20	1	2	1	.328	.475	.803	0
*Hall, Darick	.272	114	426	64	116	227	28	1	27	96	0	5	17	29	0	110	0	0	10	.340	.533	.872	7
*Haseley, Adam	.258	18	66	15	17	25	3	1	1	6	1	1	0	6	0	13	0	1	2	.315	.379	.694	0
#Lartigue, Henri	.248	94	339	38	84	139	23	4	8	44	2	2	2	20	1	87	2	1	4	.292	.410	.702	2
Listi, Austin	.242	31	120	16	29	52	7	2	4	11	1	1	2	4	0	30	0	0	2	.276	.433	.709	0
*Luis, Juan	.151	16	53	5	8	17	0	0	3	5	0	0	0	1	0	14	3	1	0	.167	.321	.487	1
*Martinelli, David	.205	98	302	32	62	99	15	2	6	26	1	2	1	21	0	92	4	1	2	.258	.328	.585	1
*Moniak, Mickey	.236	123	466	53	110	159	22	6	5	44	2	7	6	28	1	109	11	7	7	.284	.341	.625	3
#Rivas, Raul	.282	70	262	32	74	82	6	1	0	25	8	4	3	14	0	54	10	5	5	.322	.313	.635	13
#Rivero, Gregori	.266	30	109	7	29	42	8	1	1	12	0	1	2	3	0	20	0	0	0	.296	.385	.681	3
*Sandberg, Cord	.268	54	198	19	53	81	15	2	3	25	1	4	3	11	1	57	3	1	3	.310	.409	.719	1
Williams, Luke	.216	115	402	41	87	106	16	0	1	27	7	3	2	28	0	83	29	2	5	.269	.264	.533	16
Wojciechowski, Alex	.203	18	69	5	14	17	3	0	0	5	0	0	1	2	0	17	0	0	1	.236	.246	.482	3
Zardon, Danny	.196	18	56	5	11	18	2	1	1	4	1	0	0	7	0	15	0	0	2	.286	.321	.607	4
<b>Totals</b>	<b>.243</b>	<b>139</b>	<b>4586</b>	<b>543</b>	<b>1114</b>	<b>1652</b>	<b>222</b>	<b>32</b>	<b>84</b>	<b>484</b>	<b>49</b>	<b>42</b>	<b>72</b>	<b>324</b>	<b>3</b>	<b>1078</b>	<b>92</b>	<b>39</b>	<b>71</b>	<b>.301</b>	<b>.360</b>	<b>.661</b>	<b>115</b>

PITCHERS	W-L	ERA	G	GS	CG	GF	SHO	SV	IP	H	R	ER	HR	HB	BB	IBB	SO	WP	BK	AVG
Arauz, Harold	1-2	1.99	8	0	0	4	0	0	22.2	16	5	5	0	1	3	2	16	0	0	.200
Armas, Gustavo	1-1	6.00	10	4	0	1	0	0	30.0	35	22	20	5	4	6	0	26	0	0	.294
Bettencourt, Trevor	3-2	3.28	25	0	0	16	0	8	35.2	32	14	13	1	2	5	0	55	6	0	.239
*Brown, Casey	2-2	2.95	22	0	0	9	0	0	42.2	41	21	14	2	1	11	0	25	2	0	.247
Cabrera, Ismael	8-5	3.63	33	0	0	14	0	2	57.0	50	25	23	6	6	19	2	57	6	0	.242
Carrasco, Luis	1-3	4.43	4	4	0	0	0	0	20.1	21	11	10	2	1	10	0	11	3	0	.280
*Falter, Bailey	8-7	2.99	21	21	0	0	0	0	114.1	117	41	38	7	5	23	0	105	13	0	.270
*Fanti, Nick	9-2	2.54	21	21	1	0	1	0	120.1	87	37	34	5	7	28	0	121	6	0	.200
Hallead, Tyler	1-1	5.05	27	0	0	11	0	1	41.0	32	24	23	3	4	22	1	49	6	0	.216
*Hennigan, Jonathan	1-3	5.84	30	0	0	15	0	3	49.1	47	35	32	3	2	27	1	67	4	1	.245
Hibbs, Will	6-4	1.77	40	0	0	36	0	20	61.0	29	12	12	2	4	17	1	73	2	0	.137
Kelzer, Jake	1-1	3.74	14	0	0	9	0	0	21.2	19	9	9	2	0	6	0	19	0	0	.235
Koplove, Kenny	0-0	27.00	2	0	0	0	0	0	3.1	5	10	10	0	1	8	0	3	1	0	.357
Llovera, Mauricio	2-4	3.35	30	10	0	3	0	0	86.0	81	43	32	2	4	33	1	94	10	0	.250
Medina, Adonis	4-9	3.01	22	22	0	0	0	0	119.2	103	47	40	7	12	39	0	133	15	0	.227
*Morris, Zach	2-2	6.23	12	0	0	5	0	1	17.1	23	16	12	4	0	15	0	14	0	0	.311
Paulino, Felix	5-9	4.53	28	15	0	6	0	0	97.1	100	52	49	5	7	29	1	87	8	1	.269
Requena, Alejandro	1-1	1.64	2	2	0	0	0	0	11.0	7	3	2	0	0	0	0	7	0	0	.189
*Romero, Jojo	5-1	2.11	13	13	1	0	0	0	76.2	61	25	18	2	1	21	0	79	5	0	.223
Russ, Addison	1-2	3.49	15	0	0	6	0	1	28.1	26	17	11	2	0	8	0	36	4	1	.241
Sanchez, Sixto	5-3	2.41	13	13	1	0	1	0	67.1	46	19	18	1	3	9	0	64	4	4	.191
*Suarez, Ranger	6-2	1.59	14	14	1	0	1	0	85.0	52	17	15	4	0	24	0	90	3	0	.177
<b>Totals</b>	<b>73-66</b>	<b>3.26</b>	<b>139</b>	<b>139</b>	<b>4</b>	<b>135</b>	<b>22</b>	<b>36</b>	<b>1208.0</b>	<b>1030</b>	<b>505</b>	<b>438</b>	<b>65</b>	<b>65</b>	<b>363</b>	<b>9</b>	<b>1231</b>	<b>98</b>	<b>7</b>	<b>.230</b>

\* Left-handed; # Switch-hitter

# 2017 WILLIAMSPORT REVIEW

Finished 4th in the New York-Penn League's Pinckney Division (37-37, .500)... **STAFF** – Manager: Pat Borders; Coach: Tyler Henson; Pitching Coach: Héctor Berrios; Athletic Trainer: Kris Terrian; Strength & Conditioning Coach: Jacob Bunce.

**LEAGUE LEADERS – TEAM:** 5th in team batting (.242 AVG), 8th in team pitching (3.43 ERA)... **OFFENSE – Games:** Josh Stephen, 4th (64); Greg Pickett, T-9th (62)... **At-bats:** Josh Stephen, 5th (239); Jake Scheiner, 8th (236)... **Runs:** Nick Maton, T-9th (34)... **Hits:** Greg Pickett, T-10th (60)... **Doubles:** Malvin Matos, T-5th (15); Jhailyn Ortiz, T-5th (15); Jake Scheiner, T-10th (14)... **Triples:** Josh Stephen, T-5th (5)... **Home runs:** Jhailyn Ortiz, T-3rd (8); Cole Stobbe, T-3rd (8); Greg Pickett, T-10th (6)... **RBI:** Jhailyn Ortiz, T-10th (30)... **Walks:** Nick Maton, T-10th (30)... **Strikeouts:** Greg Pickett, T-6th (70); Cole Stobbe, T-9th (67)... **Slugging percentage:** Jhailyn Ortiz, 1st (.560)... **PITCHING – Wins:** Kyle Young, T-3rd (7)... **Games:** Luis Ramirez, T-1st (23)... **Saves:** Luis Ramirez, 1st (11); Randy Alcantara, T-10th (5)... **Hit batsmen:** Randy Alcantara, T-9th (6)... **Walks:** Julian Garcia, T-5th (29)... **Strikeouts:** Julian Garcia, 2nd (82); Kyle Young, 9th (72).

BATTERS	AVG	G	AB	R	H	TB	2B	3B	HR	RBI	SH	SF	HP	BB	IBB	SO	SB	CS	DP	OBP	SLG	OPS	E
Alastre, Jesus	.263	7	19	2	5	5	0	0	0	1	0	0	1	2	0	2	1	2	0	364	263	627	0
Azuaje, Jesus	.141	24	78	5	11	11	0	0	0	3	2	1	1	2	0	14	3	0	3	171	141	312	4
Duran, Rodolfo	.252	48	159	14	40	55	9	3	0	6	0	1	3	8	0	36	0	1	4	298	346	644	9
Encarnacion, Luis	.161	21	62	5	10	17	1	0	2	5	1	0	1	7	0	24	0	0	1	257	274	531	2
*Fitch, Colby	.350	12	40	8	14	22	2	0	2	7	0	1	4	3	0	6	1	0	1	438	550	988	1
Gurrola, Yahir	.237	25	97	6	23	33	7	0	1	12	0	1	1	1	0	24	3	1	5	250	340	590	2
Guzman, Jonathan	.263	6	19	2	5	8	0	0	1	2	0	0	0	4	0	3	0	1	0	391	421	812	5
*Haseley, Adam	.270	37	137	18	37	52	9	0	2	18	1	2	4	14	0	28	5	3	0	350	380	730	1
#Henriquez, Jesus	.250	1	4	1	1	2	1	0	0	2	0	0	0	0	0	1	0	0	0	250	500	750	0
Listi, Austin	.293	22	75	14	22	36	5	0	3	17	0	1	2	8	0	16	3	0	1	372	480	852	3
Lovett, James	.000	1	2	0	0	0	0	0	0	0	0	0	0	0	0	2	0	0	0	000	000	000	0
*Luis, Juan	.129	12	31	3	4	5	1	0	0	4	0	0	1	3	0	8	1	0	0	229	161	390	0
*Martinez, Nerluis	.155	17	58	3	9	13	2	1	0	1	0	0	0	2	0	11	0	1	0	183	224	407	1
*Maton, Nick	.252	58	210	34	53	70	9	1	2	13	0	3	3	30	0	47	10	5	1	350	333	683	9
Matos, Malvin	.254	57	177	20	45	71	15	1	3	19	0	2	6	20	0	39	4	3	4	346	401	747	2
Mims, Brian	.190	34	121	9	23	32	5	2	0	6	0	1	5	4	0	42	1	0	3	244	264	509	3
Ortiz, Jhailyn	.302	47	159	27	48	89	15	1	8	30	0	1	9	18	0	47	5	1	2	401	560	961	3
*Pickett, Greg	.271	62	221	23	60	89	11	0	6	25	0	2	0	25	1	70	1	0	1	343	403	745	6
#Rivas, Raul	.196	13	56	4	11	14	3	0	0	4	1	0	2	3	0	8	2	2	0	262	250	512	0
#Rivero, Gregori	.286	8	28	2	8	15	4	0	1	6	0	1	0	0	0	1	0	0	1	276	536	812	2
Scheiner, Jake	.250	61	236	32	59	89	14	2	4	19	0	0	7	16	1	54	5	7	2	317	377	694	9
*Stephen, Josh	.247	64	239	23	59	87	12	5	2	28	1	1	0	12	1	50	4	3	2	282	364	646	6
Stobbe, Cole	.203	55	197	28	40	74	8	1	8	22	0	0	4	17	0	67	2	3	7	280	376	655	11
<b>Totals</b>	<b>.242</b>	<b>74</b>	<b>2425</b>	<b>283</b>	<b>587</b>	<b>889</b>	<b>133</b>	<b>17</b>	<b>45</b>	<b>250</b>	<b>6</b>	<b>18</b>	<b>54</b>	<b>199</b>	<b>3</b>	<b>600</b>	<b>51</b>	<b>33</b>	<b>38</b>	<b>.312</b>	<b>.367</b>	<b>.678</b>	<b>89</b>

PITCHERS	W-L	ERA	G	GS	CG	GF	SHO	SV	IP	H	R	ER	HR	HB	BB	IBB	SO	WP	BK	AVG
Alcantara, Randy	2-1	2.23	19	0	0	10	0	5	44.1	34	14	11	1	6	14	2	40	2	0	.207
Armas, Gustavo	0-3	4.09	5	3	0	1	0	1	22.0	22	13	10	2	2	4	0	22	5	0	.253
Brogdon, Connor	3-1	2.34	16	0	0	7	0	3	34.2	22	10	9	2	2	18	0	45	0	0	.177
Brown, Andrew	4-4	3.11	13	10	0	1	0	0	63.2	56	26	22	4	5	19	0	47	3	1	.236
Carrasco, Luis	2-0	2.61	6	6	0	0	0	0	31.0	23	13	9	1	2	14	0	20	5	0	.198
*Dohy, Kyle	2-1	3.60	13	0	0	6	0	0	20.0	12	8	8	0	4	20	3	22	6	0	.182
Frohwrth, Tyler	0-1	0.00	3	0	0	2	0	0	2.1	2	1	0	0	0	0	0	2	0	0	.222
Garcia, Julian	4-5	3.90	13	13	0	0	0	0	60.0	47	28	26	3	1	29	1	82	14	1	.217
Howard, Spencer	1-1	4.45	9	9	0	0	0	0	28.1	22	15	14	0	2	18	0	40	5	3	.214
*Jones, Damon	2-3	4.85	13	0	0	6	0	3	26.0	23	14	14	0	3	20	0	38	7	0	.240
Kelzer, Jake	0-0	6.43	4	0	0	1	0	0	7.0	7	6	5	1	0	5	0	5	1	0	.292
*Melendez, Orestes	0-2	6.29	14	0	0	7	0	1	24.1	26	18	17	0	1	15	1	30	4	0	.271
Miller, Justin	0-0	9.00	1	0	0	0	0	0	2.0	2	2	2	0	0	1	0	0	1	0	.286
*Nunez, Jhon	1-2	4.76	16	0	0	7	0	0	22.2	26	17	12	0	1	12	0	20	4	1	.295
*Parkinson, David	1-3	2.48	11	3	0	0	0	0	32.2	30	12	9	2	2	9	0	42	3	0	.242
Ramirez, Luis	1-3	2.27	23	0	0	18	0	11	31.2	26	10	8	2	1	16	2	23	5	0	.226
Rosso, Ramon	1-0	3.00	4	4	0	0	0	0	18.0	13	6	6	0	2	9	0	23	2	0	.206
Russ, Addison	0-0	8.10	2	0	0	1	0	0	3.1	5	3	3	0	0	1	0	4	1	0	.333
Seabold, Connor	2-0	0.90	5	0	0	0	0	0	10.0	5	1	1	0	0	0	0	13	0	0	.143
*Stewart, Will	4-2	4.18	13	13	0	0	0	0	60.1	64	37	28	3	3	25	1	58	9	3	.267
*Warren, Zach	0-3	3.00	16	0	0	7	0	0	33.0	29	14	11	0	0	15	0	40	5	0	.236
*Young, Kyle	7-2	2.77	13	13	0	0	0	0	65.0	58	22	20	1	2	15	0	72	3	0	.237
<b>Totals</b>	<b>37-37</b>	<b>3.43</b>	<b>74</b>	<b>74</b>	<b>0</b>	<b>74</b>	<b>3</b>	<b>24</b>	<b>642.1</b>	<b>554</b>	<b>290</b>	<b>245</b>	<b>22</b>	<b>39</b>	<b>281</b>	<b>10</b>	<b>688</b>	<b>85</b>	<b>9</b>	<b>.231</b>

\* Left-handed; # Switch-hitter

## 2017 GCL PHILLIES REVIEW

Finished 1st in the Gulf Coast League's Northwest Division (36-22, .621)... **STAFF** – Manager: Roly deArmas; Coach: Rafael DeLima; Pitching Coach: Héctor Mercado; Athletic Trainer: Troy Hoffert; Strength & Conditioning Coach: Jose Salas.

**LEAGUE LEADERS – TEAM:** 1st in team batting (.267 AVG), 2nd in team pitching (3.01 ERA)... **OFFENSE – Runs:** Kevin Markham, T-6th (32)... **Hits:** Ben Pelletier, 7th (57)... **Doubles:** Quincy Nieporte, T-6th (13); Ben Pelletier, T-6th (13)... **Triples:** Simon Muzziotti, 1st (6)... **Home runs:** Quincy Nieporte, T-6th (5)... **RBI:** Quincy Nieporte, 4th (35)... **Total bases:** Ben Pelletier, T-6th (81)... **Stolen bases:** Yahir Gurrrola, T-9th (12)... **Batting average:** Ben Pelletier, 3rd (.333)... **Slugging percentage:** Quincy Nieporte, 3rd (.494); Ben Pelletier, 6th (.474)... **OPS:** Quincy Nieporte, 6th (.848); Ben Pelletier, T-9th (.835)... **PITCHING – ERA:** Sandro Rosario, 8th (4.22)... **Wins:** Manuel Silva, T-1st (6)... **Games:** Oscar Marcelino, T-5th (17)... **Saves:** Anton Kuznetsov, T-3rd (5)... **Innings pitched:** Sandro Rosario, 9th (49.0)... **Hits:** Sandro Rosario, T-2nd (66)... **Hit batsmen:** Francisco Morales, T-5th (8)... **Strikeouts:** Francisco Morales, 9th (44).

BATTERS	AVG	G	AB	R	H	TB	2B	3B	HR	RBI	SH	SF	HP	BB	IBB	SO	SB	CS	DP	OBP	SLG	OPS	E
Azuaje, Jesus	.000	3	6	1	0	0	0	0	0	0	0	0	1	0	1	0	0	0	0	143	.000	.143	1
Bocio, Keudy	.278	39	115	22	32	40	8	0	0	18	0	4	2	18	0	21	7	1	2	.374	.348	.722	8
Bühner, Gunnar	.122	24	49	6	6	8	2	0	0	3	0	0	2	5	0	15	2	0	1	.232	.163	.395	1
Campbell, Derek	.600	1	5	1	3	4	1	0	0	2	0	0	0	1	0	0	0	0	0	.667	.800	1.467	0
*Eldridge, Caleb	.222	4	9	0	2	4	2	0	0	0	0	0	0	1	0	3	0	0	0	.300	.444	.744	0
Gomez, Jose	.500	2	6	1	3	3	0	0	0	1	0	0	0	0	0	0	0	0	0	.500	.500	1.000	0
Gonzalez, Brayán	.269	38	134	23	36	52	10	0	2	24	1	3	2	12	0	33	6	0	2	.331	.388	.719	5
Green, Zach	.308	4	13	6	4	14	1	0	3	6	0	1	0	3	0	4	0	0	1	.412	1.077	1.489	0
Gurrrola, Yahir	.333	35	105	25	35	41	6	0	0	18	0	1	6	14	0	18	12	5	0	.437	.390	.827	1
Guthrie, Dalton	.182	9	22	5	4	8	1	0	1	3	1	0	0	5	0	1	1	1	0	.333	.364	.697	1
Guzman, Jonathan	.248	38	153	17	38	49	4	2	1	13	1	0	0	11	0	24	5	1	3	.299	.320	.619	10
*Haseley, Adam	.583	3	12	3	7	10	1	1	0	4	0	0	2	0	0	3	1	1	0	.643	.833	1.476	0
#Henriquez, Jesus	.258	28	89	10	23	25	2	0	0	9	1	3	1	7	0	12	1	0	2	.310	.281	.591	1
Holmes, Jake	.252	32	107	19	27	38	5	0	2	14	1	1	2	11	0	17	5	1	1	.331	.355	.686	2
Marchan, Rafael	.238	30	84	10	20	25	5	0	0	10	0	2	3	4	0	8	1	0	2	.290	.298	.588	3
*Markham, Kevin	.250	41	140	32	35	50	8	2	1	17	0	1	5	22	2	9	7	2	0	.369	.357	.726	2
*Martinez, Nerluis	.143	7	14	1	2	2	0	0	0	1	0	0	0	1	0	1	0	0	1	.200	.143	.343	1
Mayer, Danny	.255	31	106	15	27	42	9	0	2	18	0	0	2	12	0	33	1	0	2	.342	.396	.738	1
Moore, Kipp	.250	32	56	13	14	19	3	1	0	7	0	0	5	3	0	16	0	0	0	.344	.339	.683	1
*Muzziotti, Simon	.269	33	134	20	36	52	4	6	0	14	0	0	0	7	1	8	8	3	1	.305	.388	.693	1
Nieporte, Quincy	.299	41	154	19	46	76	13	1	5	35	0	3	3	12	1	17	0	0	4	.355	.494	.848	4
Pelletier, Ben	.333	46	171	21	57	81	13	1	3	26	0	1	0	8	0	30	1	0	2	.361	.474	.835	1
*Rodriguez, Edwin	.211	33	95	15	20	34	5	0	3	20	0	3	2	5	0	12	0	0	5	.257	.358	.615	2
Rodriguez, Lenin	.262	32	61	11	16	21	2	0	1	7	0	0	1	14	0	6	1	1	3	.408	.344	.752	3
Stewart, D.J.	.195	16	41	4	8	12	1	0	1	5	0	0	0	4	0	12	1	0	1	.267	.293	.559	4
Tomscha, Damek	.286	4	14	3	4	5	1	0	0	2	0	0	2	0	0	1	0	0	0	.375	.357	.732	1
*Walding, Mitch	.500	2	8	3	4	8	2	1	0	1	0	0	0	0	0	2	0	0	0	.500	1.000	1.500	0
*Zoellner, Jack	.258	11	31	4	8	9	1	0	0	1	0	0	0	3	0	6	0	1	1	.324	.290	.614	2
<b>Totals</b>	<b>.267</b>	<b>58</b>	<b>1934</b>	<b>310</b>	<b>517</b>	<b>732</b>	<b>110</b>	<b>15</b>	<b>25</b>	<b>279</b>	<b>5</b>	<b>23</b>	<b>38</b>	<b>186</b>	<b>4</b>	<b>313</b>	<b>60</b>	<b>17</b>	<b>34</b>	<b>.340</b>	<b>.378</b>	<b>.718</b>	<b>67</b>

PITCHERS	W-L	ERA	G	GS	CG	GF	SHO	SV	IP	H	R	ER	HR	HB	BB	IBB	SO	WP	BK	AVG	
Appel, Mark	0-0	0.00	2	0	0	0	0	0	2.0	1	0	0	0	1	1	0	0	0	1	0	.143
*Brown, Aaron	0-0	3.38	4	0	0	1	0	0	5.1	2	3	2	0	0	8	0	6	1	0	.118	
Brown, Ben	0-0	2.57	10	0	0	2	0	0	14.0	14	4	4	0	1	6	0	10	1	0	.269	
Carvajal, Rafael	2-2	2.55	14	0	0	10	0	1	24.2	26	10	7	0	1	4	2	19	3	0	.255	
Cummings, Bailey	0-0	10.12	3	0	0	0	0	0	2.2	3	3	3	0	2	5	0	3	1	0	.273	
De Los Santos, Jesus	0-0	3.60	3	0	0	0	0	0	5.0	6	2	2	0	0	1	0	3	0	1	.300	
Dominguez, Seranthyony	0-0	5.06	2	2	0	0	0	0	5.1	5	3	3	0	0	4	0	7	2	0	.250	
Eflin, Zach	0-0	1.29	2	2	0	0	0	0	7.0	5	1	1	0	0	1	0	6	0	0	.200	
*Garcia, Elienry	0-0	0.00	2	2	0	0	0	0	5.0	3	1	0	0	0	2	0	3	1	0	.167	
*Hernandez, Jakob	1-0	1.64	9	0	0	5	0	1	11.0	9	3	2	0	1	0	0	15	1	0	.237	
*Jimenez, Jose	2-2	5.59	10	6	0	0	0	0	38.2	44	28	24	3	0	18	0	24	1	0	.293	
*Kuznetsov, Anton	2-1	0.36	15	1	0	12	0	5	25.1	16	2	1	0	2	4	0	24	2	0	.184	
*Lindow, Ethan	2-2	4.55	8	8	0	0	0	0	27.2	26	15	14	2	0	12	0	34	2	0	.241	
Marcelino, Oscar	4-2	2.25	17	0	0	10	0	2	28.0	14	7	7	2	4	15	1	22	1	0	.154	
*Martinez, Denny	3-2	2.49	15	0	0	6	0	0	21.2	15	9	6	2	2	9	0	21	1	0	.192	
Martinez, Robinson	2-1	3.52	13	0	0	4	0	0	23.0	22	10	9	1	1	12	1	13	1	1	.250	
*Mezquita, Jhordany	3-0	0.72	9	9	0	0	0	0	37.2	20	6	3	0	1	12	0	35	2	4	.160	
Miller, Justin	1-2	5.21	13	0	0	4	0	0	19.0	23	11	11	1	0	16	0	13	4	0	.307	
Morales, Francisco	3-2	3.05	10	9	0	0	0	0	41.1	34	18	14	1	8	20	0	44	6	5	.225	
Nunez, Miguel	0-0	0.00	1	0	0	0	0	0	1.0	1	0	0	0	0	0	0	0	0	0	.250	
Rosario, Sandro	1-4	4.22	11	7	0	0	0	0	49.0	66	29	23	3	1	19	0	37	4	0	.330	
Rosso, Ramon	0-0	1.00	2	1	0	0	0	0	9.0	6	1	1	0	1	3	0	13	1	0	.188	
Santa Cruz, Sati	1-1	5.63	8	0	0	2	0	0	8.0	6	5	5	1	0	10	0	11	0	0	.214	
*Silva, Manuel	6-0	2.60	9	9	0	0	0	0	45.0	42	17	13	2	3	14	0	30	1	1	.261	
Sobil, Victor	3-1	3.09	10	2	0	2	0	1	32.0	27	17	11	0	3	18	0	34	6	0	.221	
Tirado, Alberto	0-0	0.00	2	0	0	0	0	0	2.0	1	0	0	0	0	3	0	1	0	0	.200	
<b>Totals</b>	<b>36-22</b>	<b>3.01</b>	<b>58</b>	<b>58</b>	<b>0</b>	<b>58</b>	<b>7</b>	<b>10</b>	<b>490.1</b>	<b>437</b>	<b>205</b>	<b>164</b>	<b>18</b>	<b>33</b>	<b>216</b>	<b>4</b>	<b>428</b>	<b>43</b>	<b>12</b>	<b>.241</b>	

\* Left-handed; # Switch-hitter

## 2017 GCL PHILLIES POSTSEASON STATISTICS

The GCL Phillies clinched the Northwest Division, going 36-22 (.621) in the regular season... They lost their semifinal matchup against the GCL Yankees East, 4-0.

BATTERS	AVG	G	AB	R	H	2B	3B	HR	RBI	SH	SF	HP	BB	IBB	SO	SB	CS	DP	OBP	SLG	OPS	E
Bocio, Keudy	.000	1	4	0	0	0	0	0	0	0	0	0	0	0	1	0	0	0	.000	.000	.000	0
Gonzalez, Brayán	.500	1	2	0	1	0	0	0	0	0	0	0	1	0	0	0	0	0	.667	.500	1.167	1
Guzman, Jonathan	.000	1	4	0	0	0	0	0	0	0	0	0	0	0	1	0	0	0	.000	.000	.000	0
#Henriquez, Jesus	.333	1	3	0	1	0	0	0	0	0	0	0	0	0	0	0	0	0	.333	.333	.667	0
Holmes, Jake	.000	1	3	0	0	0	0	0	0	0	0	0	0	0	0	0	0	0	.000	.000	.000	0
Marchan, Rafael	.333	1	3	0	1	0	0	0	0	0	0	0	0	0	0	0	0	0	.333	.333	.667	0
*Markham, Kevin	.000	1	3	0	0	0	0	0	0	0	0	0	0	0	0	0	0	1	.000	.000	.000	0
*Muzziotti, Simon	.000	1	4	0	0	0	0	0	0	0	0	0	0	0	0	0	0	0	.000	.000	.000	0
Nieporte, Quincy	.250	1	4	0	1	0	0	0	0	0	0	0	0	0	0	0	0	0	.250	.250	.500	0
Totals	.133	1	30	0	4	0	0	0	0	0	0	0	1	0	2	0	0	1	.161	.133	.295	1

PITCHERS	W-L	ERA	G	GS	CG	GF	SHO	SV	IP	H	R	ER	HR	HB	BB	IBB	SO	WP	BK	AVG
Carvajal, Rafael	0-0	4.50	1	0	0	0	0	0	2.0	3	1	1	1	0	0	0	2	0	0	.375
*Hernandez, Jakob	0-0	0.00	1	0	0	1	0	0	2.0	0	0	0	0	0	0	0	3	0	0	.000
*Silva, Manuel	0-1	3.60	1	1	0	0	0	0	5.0	6	3	2	0	1	1	0	5	0	0	.300
Totals	0-1	3.00	1	1	0	1	0	0	9.0	9	4	3	1	1	1	0	10	0	0	.265

\* Left-handed; # Switch-hitter

### 2017 MINOR LEAGUE ALL-STARS

#### LEHIGH VALLEY (International League)

C Jorge Alfaro (midseason)  
 RHP Pedro Beato (midseason and postseason)  
 OF Dylan Cozens (midseason)  
 RHP Tom Eshelman (midseason)  
 1B Rhys Hoskins (midseason and postseason;  
 IL MVP and Rookie of the Year)

#### READING (Eastern League)

RHP Drew Anderson (midseason)  
 RHP Yacksel Rios (midseason)  
 OF Carlos Tocci (midseason)  
 OF Jiandido Tromp (midseason)  
 3B Mitch Walding (midseason)

#### CLEARWATER (Florida State League)

OF Zach Coppola (midseason)  
 RHP Seranthony Domínguez (midseason)  
 C Deivi Grullón (midseason)  
 LHP Cole Irvin (midseason)  
 RHP Seth McGarry (postseason)  
 OF Herlis Rodríguez (midseason)  
 LHP Jeff Singer (midseason and postseason)  
 INF Drew Stankiewicz (midseason)  
 RHP José Taveras (midseason and postseason)

#### LAKESIDE (South Atlantic League)

RHP Trevor Bettencourt (midseason)  
 C Edgar Cabral (midseason)  
 LHP Nick Fanti (midseason)  
 1B Darick Hall (postseason; SAL MVP)  
 RHP Will Hibbs (midseason and postseason)  
 LHP JoJo Romero (midseason)  
 LHP Ranger Suárez (midseason)  
 Trainer Takayuki Sakurai (midseason)

#### WILLIAMSPORT (New York-Penn League)

RHP Randy Alcántara  
 OF Jhailyn Ortiz  
 1B Greg Pickett  
 RHP Luis Ramirez  
 LHP Kyle Young

#### GULF COAST LEAGUE PHILLIES

LHP Anton Kuznetsov  
 DH Quincy Nieporte  
 OF Ben Pelletier  
 LHP Manuel Silva

#### FUTURES GAME

1B Rhys Hoskins (USA)  
 2B Scott Kingery (USA)

## 2017 DSL PHILLIES-RED REVIEW

Finished 5th in the Dominican Summer League South Division (32-39, .451)... **STAFF** - Manager: Waner Santana; Coaches: Samuel Hiciano, Cristino Henriquez; Pitching Coach: Les Straker; Athletic Trainer: Argelis Pérez; Strength & Conditioning Coach: Pedro Doble.

**LEAGUE LEADERS - TEAM:** **DSL Phillies-Red:** 29th in team batting (.234 AVG), 19th in team pitching (3.57); **DSL Phillies-White:** 4th in team batting (.261 AVG), 11th in team pitching (3.21 ERA)... **OFFENSE - Games:** Alexito Feliz, T-2nd (69); Nicolas Torres, T-2nd (69); Julio Francisco, T-4th (68); Raymond Mora, T-8th (67); Jose Tortolero, T-8th (67)... **At-bats:** Alexito Feliz, T-7th (247)... **Runs:** Julio Francisco, T-4th (51)... **Hits:** Nicolas Torres, 3rd (80); Julio Francisco, T-5th (77); Alexito Feliz, 8th (73)... **Triples:** Julio Francisco, 1st (10); Juan Mendez, T-10th (7)... **Total bases:** Julio Francisco, T-6th (107)... **Batting average:** Nicolas Torres, T-8th (.333)... **PITCHING - ERA:** Leonel Aponte, 1st (0.77)... **Wins:** Leonel Aponte, T-5th (7)... **Games started:** Jonas De La Cruz, T-2nd (14); Juan Santos, T-2nd (14)... **Complete games:** Leonel Aponte, T-1st (1); Antonio Canizales, T-1st (1)... **Shutouts:** Leonel Aponte, T-1st (1)... **Saves:** Abdallah Aris, T-9th (8)... **Innings pitched:** Leonel Aponte, 1st (81.1)... **Runs:** Juan Santos, T-4th (43)... **Home runs:** Jonas De La Cruz, T-10th (4); Ramiro Soto, T-10th (4)... **Hit batsmen:** Jorbin Romero, T-4th (11)... **Strikeouts:** Leonel Aponte, T-5th (69); Ramon Rosso, T-5th (69)... **WHIP:** Leonel Aponte, 1st (0.79).

BATTERS	AVG	G	AB	R	H	TB	2B	3B	HR	RBI	SH	SF	HP	BB	IBB	SO	SB	CS	DP	OBP	SLG	OPS	E
Aparicio, Juan	.219	24	73	3	16	24	3	1	1	10	0	2	1	10	0	11	0	0	0	.314	.329	.643	3
De La Rosa, Maximo	.237	45	139	15	33	49	13	0	1	13	0	3	0	9	1	30	3	4	4	.278	.353	.631	6
Garcia, Wilbert	.208	41	96	21	20	36	4	3	2	5	1	0	7	10	0	30	10	5	0	.327	.375	.702	2
Gonzalez, Pedro	.154	20	65	5	10	16	3	0	1	6	1	0	1	2	0	20	0	2	0	.191	.246	.437	9
#Gutierrez, Dixon	.230	44	135	15	31	33	0	1	0	16	0	1	3	17	1	19	9	4	2	.327	.244	.571	1
Hernandez, Jevi	.232	61	211	21	49	74	16	3	1	31	1	1	3	10	1	32	11	6	6	.276	.351	.626	6
#Made, Edgar	.242	53	178	29	43	65	9	5	1	20	5	1	4	25	0	35	14	7	2	.346	.365	.711	8
#Matos, Luis	.230	60	174	28	40	47	5	1	0	9	2	0	2	23	1	48	15	8	4	.327	.270	.597	3
#Mujica, Luiggi	.161	42	124	14	20	23	3	0	0	8	2	1	2	14	1	39	9	3	2	.255	.185	.441	5
Oropeza, Carlos	.256	37	129	14	33	46	10	0	1	13	0	3	5	13	0	18	5	1	6	.340	.357	.697	1
Rivera, Jose	.284	36	102	19	29	34	3	1	0	10	1	2	7	21	0	22	6	4	1	.432	.333	.765	0
Rojas, Luis	.261	56	207	27	54	67	7	3	0	27	1	5	1	13	1	29	14	4	1	.301	.324	.625	13
Rondon, Enny	.222	51	144	18	32	47	10	1	1	15	1	0	9	16	1	33	4	1	2	.337	.326	.664	5
Serra, Frailin	.264	27	72	11	19	21	2	0	0	6	1	1	1	5	0	6	5	5	1	.316	.292	.608	4
Smith, Juan Carlos	.262	18	65	7	17	22	3	1	0	3	1	0	0	3	0	18	6	2	0	.294	.338	.633	1
Torrealba, Ronald	.212	34	85	4	18	19	1	0	0	8	3	2	5	9	1	17	2	2	3	.317	.224	.540	4
Valerio, Christian	.248	58	206	28	51	65	10	2	0	18	4	1	5	26	0	39	14	6	3	.345	.316	.660	24
<b>Totals</b>	<b>.234</b>	<b>71</b>	<b>2205</b>	<b>279</b>	<b>515</b>	<b>688</b>	<b>102</b>	<b>22</b>	<b>9</b>	<b>218</b>	<b>24</b>	<b>23</b>	<b>56</b>	<b>226</b>	<b>8</b>	<b>446</b>	<b>127</b>	<b>64</b>	<b>37</b>	<b>.318</b>	<b>.312</b>	<b>.630</b>	<b>117</b>

PITCHERS	W-L	ERA	G	GS	CG	GF	SHO	SV	IP	H	R	ER	HR	HB	BB	IBB	SO	WP	BK	AVG
Aponte, Leonel	3-0	1.52	9	7	0	1	0	1	41.1	34	8	7	1	2	7	0	35	2	0	.230
*Aris, Abdallah	3-3	2.45	23	1	0	18	0	8	36.2	32	14	10	2	0	14	0	51	3	0	.229
Avendano, Eudiver	2-4	4.36	18	0	0	6	0	0	43.1	36	23	21	2	4	24	0	46	8	1	.224
Blanco, Jeison	0-0	9.00	1	0	0	1	0	0	2.0	2	2	2	0	0	2	0	1	1	0	.286
Canizales, Antonio	3-5	2.89	14	13	1	1	0	0	65.1	53	29	21	1	1	21	0	48	9	0	.220
Conopoima, Jose	1-1	2.04	14	5	0	4	0	1	35.1	26	13	8	0	4	13	0	24	3	1	.206
Coveri, Ludovico	6-4	1.51	24	2	0	16	0	5	53.2	45	20	9	1	2	10	0	37	8	0	.230
Heredia, Erick	0-6	3.67	13	12	0	0	0	0	49.0	54	36	20	0	7	26	0	39	10	0	.274
Liendo, Wilberson	0-1	2.11	7	3	0	1	0	0	21.1	17	9	5	0	1	11	0	16	1	1	.233
Made, Alejandro	0-2	12.00	6	0	0	2	0	0	6.0	8	11	8	0	1	9	0	3	5	1	.320
*Mendoza, Roimy	5-1	5.59	19	0	0	2	0	1	37.0	41	25	23	0	8	23	0	31	13	2	.285
Nolasco, Moises	2-2	2.45	23	0	0	13	0	4	44.0	33	17	12	2	3	23	2	35	3	0	.208
Romero, Jorbin	0-1	20.61	12	1	0	2	0	0	12.2	12	30	29	2	11	27	0	11	15	0	.240
Rosario, Dalvin	0-1	--	2	0	0	0	0	0	0.0	3	10	10	0	2	6	0	0	2	1	1.000
Santos, Juan	2-4	4.43	14	14	0	0	0	0	61.0	65	43	30	2	6	26	0	44	7	2	.273
Santos, Victor	4-2	2.57	12	9	0	1	0	0	49.0	52	16	14	1	0	5	0	38	3	1	.268
*Suarez, Luis	0-0	8.10	10	0	0	2	0	0	13.1	20	13	12	1	1	10	0	8	3	2	.328
*Tejada, Junior	1-2	3.51	8	4	0	0	0	0	25.2	33	17	10	0	0	4	1	15	4	0	.308
*Yanez, Gabriel	0-0	0.00	3	0	0	0	0	0	4.0	2	0	0	0	0	0	0	1	0	0	.154
<b>Totals</b>	<b>32-39</b>	<b>3.57</b>	<b>71</b>	<b>71</b>	<b>1</b>	<b>70</b>	<b>4</b>	<b>20</b>	<b>600.2</b>	<b>568</b>	<b>336</b>	<b>238</b>	<b>15</b>	<b>53</b>	<b>261</b>	<b>3</b>	<b>483</b>	<b>100</b>	<b>12</b>	<b>.249</b>

\* Left-handed; # Switch-hitter

## 2017 DSL PHILLIES-WHITE REVIEW

Finished 3rd in the Dominican Summer League San Pedro Division (45-26, .634)... **STAFF** – Manager: Orlando Muñoz; Coaches: Homy Ovalles, Silverio Navas, Feliberto Sánchez; Pitching Coach: Alex Concepción; Athletic Trainer: José Betancourt; Strength & Conditioning Coach: Ervis Manzanillo.

BATTERS	AVG	G	AB	R	H	TB	2B	3B	HR	RBI	SH	SF	HP	BB	IBB	SO	SB	CS	DP	OBP	SLG	OPS	E
#Alfonso, Víctor	.204	53	137	20	28	38	6	2	0	10	2	0	3	13	0	28	2	1	1	.288	.277	.565	10
Aparicio, Juan	.238	21	63	1	15	16	1	0	0	9	0	1	1	3	0	8	1	1	2	.279	.254	.533	0
Barreto, Freddy	.222	37	90	8	20	21	1	0	0	8	0	1	0	8	0	29	0	0	2	.283	.233	.516	5
Feliz, Alexito	.296	69	247	33	73	101	10	3	4	35	2	4	2	14	0	29	20	10	2	.333	.409	.742	3
*Francisco, Julio	.318	68	242	51	77	107	10	10	0	20	6	1	5	28	1	22	22	7	0	.399	.442	.841	4
Gonzalez, Ronaldo	.177	31	62	7	11	15	1	0	1	2	0	0	7	2	0	28	2	2	3	.282	.242	.524	5
Herrera, Juan	.206	40	102	9	21	28	2	1	1	9	1	1	3	2	0	37	2	0	5	.241	.275	.515	4
*Medina, Leandro	.153	51	124	11	19	22	3	0	0	6	4	3	2	9	0	29	2	4	2	.217	.177	.395	9
*Mendez, Juan	.379	39	140	19	53	80	4	7	3	26	0	2	1	8	1	19	3	3	0	.411	.571	.982	2
Mora, Raymond	.242	67	211	27	51	57	4	1	0	20	5	4	4	20	0	52	5	5	5	.314	.270	.584	4
Oropeza, Carlos	.292	27	89	6	26	32	2	2	0	17	0	5	1	7	0	7	2	0	3	.333	.360	.693	4
Torres, Nicolas	.333	69	240	40	80	101	13	4	0	28	8	1	9	11	1	31	11	7	8	.383	.421	.804	9
Tortolero, Jose	.206	67	218	28	45	64	10	3	1	20	2	1	5	21	0	40	12	7	8	.290	.294	.583	20
Tejer, Yerwin	.272	59	191	29	52	67	6	3	1	20	2	1	7	27	0	28	21	4	1	.381	.351	.731	4
#Vasquez, Rusbel	.174	31	86	7	15	17	2	0	0	7	1	0	0	10	0	24	4	1	1	.260	.198	.458	5
<b>Totals</b>	<b>.261</b>	<b>71</b>	<b>2249</b>	<b>299</b>	<b>588</b>	<b>768</b>	<b>75</b>	<b>36</b>	<b>11</b>	<b>238</b>	<b>33</b>	<b>25</b>	<b>50</b>	<b>183</b>	<b>3</b>	<b>414</b>	<b>109</b>	<b>52</b>	<b>43</b>	<b>.327</b>	<b>.341</b>	<b>.669</b>	<b>106</b>

PITCHERS	W-L	ERA	G	GS	CG	GF	SHO	SV	IP	H	R	ER	HR	HB	BB	IBB	SO	WP	BK	AVG
Alcala, Bryan	6-2	2.15	14	13	0	0	0	0	67.0	56	20	16	1	2	19	0	53	4	0	.231
Aponte, Leonel	4-1	0.00	6	6	1	0	1	0	40.0	21	2	0	0	0	2	0	34	2	0	.154
Aponte, Ruben	1-1	2.25	11	2	0	2	0	0	20.0	22	10	5	0	2	16	1	22	5	1	.278
*Benitez, Alfredo	2-2	2.82	16	0	0	15	0	2	22.1	15	10	7	0	3	8	0	33	6	1	.183
De La Cruz, Jonas	5-6	3.71	15	14	0	0	0	0	63.0	60	31	26	4	2	33	0	60	9	0	.260
Francisco, Carlos	1-5	2.70	12	11	0	0	0	0	50.0	46	27	15	0	3	20	0	41	7	2	.247
Herrera, Alexis	0-0	18.00	6	0	0	3	0	2	5.0	6	10	10	0	1	8	1	4	0	0	.300
Liendo, Wilberson	2-1	5.40	12	0	0	4	0	0	16.2	16	14	10	0	0	13	0	27	5	0	.258
Nunez, Anderson	0-0	0.00	1	0	0	1	0	1	1.0	0	1	0	0	0	0	0	0	0	0	.000
Pacheco, Luis	0-0	2.57	2	2	0	0	0	0	7.0	3	2	2	0	2	1	0	7	1	0	.125
*Parra, Anderson	4-2	5.36	15	5	0	1	0	0	42.0	50	28	25	0	3	23	0	28	11	0	.305
Perez, Jose	0-0	4.24	14	1	0	9	0	3	23.1	16	11	11	1	2	17	0	19	5	0	.195
Prada, Santy	3-2	4.50	14	0	0	3	0	0	24.0	19	17	12	0	1	17	0	20	3	1	.213
Rivas, Aldemar	2-0	2.59	12	2	0	3	0	0	31.1	18	13	9	0	6	14	0	35	10	0	.164
Rosso, Ramon	6-1	0.74	9	9	0	0	0	0	48.2	33	8	4	0	2	13	0	69	7	1	.190
Salazar, Carlos	4-1	1.57	19	0	0	12	0	6	46.0	35	11	8	0	4	12	1	40	2	0	.205
Sanchez, Yeison	2-1	9.45	12	0	0	6	0	2	20.0	32	23	21	1	2	8	0	24	6	0	.348
Soto, Ramiro	1-0	4.97	10	2	0	1	0	0	29.0	31	19	16	4	4	13	2	30	2	1	.277
Tabares, Yorbys	1-0	4.11	11	0	0	8	0	5	15.1	10	9	7	0	0	7	2	15	2	0	.182
Valdez, Jean Carlos	1-1	3.16	11	4	0	2	0	0	31.1	34	16	11	1	4	12	0	31	9	0	.272
<b>Totals</b>	<b>45-26</b>	<b>3.21</b>	<b>71</b>	<b>71</b>	<b>1</b>	<b>70</b>	<b>7</b>	<b>21</b>	<b>603.0</b>	<b>523</b>	<b>282</b>	<b>215</b>	<b>12</b>	<b>43</b>	<b>256</b>	<b>7</b>	<b>592</b>	<b>96</b>	<b>7</b>	<b>.234</b>

\* Left-handed; # Switch-hitter

### 2017 MINOR LEAGUE HITTERS, PITCHERS & DEFENDERS OF THE MONTH

	HITTER	PITCHER	DEFENDER
<b>April</b>	Rhys Hoskins (1b), LV	Ranger Suárez (lhp), LWD	Scott Kingery (2b), REA
<b>May</b>	Dylan Cozens (of), LV Scott Kingery (2b), REA	Tom Eshelman (rhp), LV	Zack Coppola (of), REA
<b>June</b>	Mitch Walding (3b), REA	JoJo Romero (lhp), CLR	Carlos Tocci (of), REA
<b>July</b>	J.P. Crawford (ss), LV Jhailyn Ortiz (of), WIL	Kyle Young (lhp), WIL	Arquímedes Gamboa (ss), LWD
<b>August</b>	Arquímedes Gamboa (ss), LWD	José Taveras (rhp), LV	Scott Kingery (2b), LV

## MINOR LEAGUE PLAYERS

**Note:** Minor league totals do not include statistics from independent or foreign leagues.

**ALASTRE, JESÚS EDUARDO**... **OF**... **B-T:** R-R... **HT:** 6-1; **WT:** 163... **BORN:** November 25, 1996, Maracaibo, VZ... **RESIDES:** Cabimas, VZ... **HOW OBTAINED:** Signed by Phillies as an amateur free agent, 7/28/13... **SIGNED BY:** Carlos Salas.

**2017:** Started season with Williamsport (A)... Promoted to Lakewood (A) on 7/4... Hit .293 (12-41) with RISP and .327 (34-104) vs RHP while playing for Lakewood... Played all 3 outfield positions with Lakewood... **2016:** Began season with Williamsport... Selected as a New York-Penn League All-Star... Had a professional-high 4 hits, 7/12 vs Batavia... Transferred to Gulf Coast League Phillies (R) on 6/24... Promoted to Williamsport on 7/2 for remainder of season... **2015:** Spent entire season with GCL Phillies... Hit .435 (10-23) vs LHP... **2014:** Began pro career with Venezuelan Summer League Phillies (R)... Finished 1st in the VSL in OBP (.409)... Hit safely in each of his first 10 games (.471 AVG, 16-34) to begin the season, 6 of which were multi-hit efforts, 5/12-26... Participated in Florida Instructional League.

YEAR	CLUB	AVG	G	AB	R	H	2B	3B	HR	RBI	SH	SF	HP	BB	SO	SB	CS	OBP	SLG	OPS	E
2014	VSL Phillies	.314	61	210	35	66	8	2	0	22	5	2	22	13	34	13	12	*.409	.371	.780	4
2015	GCL Phillies	.268	24	82	14	22	3	1	0	8	4	0	3	4	10	3	2	.326	.329	.655	0
2016	Williamsport	.290	50	162	25	47	4	1	0	16	2	1	7	7	23	14	4	.345	.327	.672	3
	GCL Phillies	.316	4	19	1	6	1	0	0	2	0	0	1	2	0	1	350	.368	.718	0	
2017	Williamsport	.263	7	19	2	5	0	0	0	1	0	0	1	2	2	1	2	.364	.263	.627	0
	Lakewood	.307	43	137	20	42	9	1	1	16	2	0	4	5	31	4	2	.349	.409	.758	2
<b>Minors Totals</b>		<b>.299</b>	<b>189</b>	<b>629</b>	<b>97</b>	<b>188</b>	<b>25</b>	<b>5</b>	<b>1</b>	<b>65</b>	<b>13</b>	<b>3</b>	<b>37</b>	<b>32</b>	<b>102</b>	<b>35</b>	<b>23</b>	<b>.367</b>	<b>.359</b>	<b>.726</b>	<b>9</b>

\* League leader

**ALCALÁ, BRYAN**... **RHP**... **B-T:** R-R... **HT:** 6-5; **WT:** 215... **BORN:** August 14, 1997, San Francisco de Macorís, DR... **RESIDES:** Santo Domingo Norte, DR... **HOW OBTAINED:** Signed by Phillies as an amateur free agent, 4/24/17... **SIGNED BY:** Franklin Felida.

**2017:** Began professional career with the Dominican Summer League Phillies-White (R)... Earned a win in 4 consecutive games (3 starts) from 7/31-8/19... Went 3-0 with a 0.62 ERA (2 ER, 29.0 IP) in 5 home starts... Held LHH to a .179 AVG (17-95).

YEAR	CLUB	W-L	ERA	G	GS	CG	SHO	SV	IP	H	R	ER	HR	HB	BB	SO	WP	BK	AVG
2017	DSL Phillies-W	6-2	2.15	14	13	0	0	0	67.0	56	20	16	1	2	19	53	4	0	.231

**ALCÁNTARA, RANDY ALBERTO**... **RHP**... **B-T:** R-R... **HT:** 5-11; **WT:** 173... **BORN:** November 9, 1996, Santiago, DR... **RESIDES:** Santo Domingo, DR... **HOW OBTAINED:** Signed by Phillies as an amateur free agent, 6/1/14... **SIGNED BY:** Carlos Salas.

**2017:** Selected as a New York-Penn League midseason All-Star... Spent entire season with Williamsport (A)... Posted a 1.59 ERA (3 ER, 17.0 IP) with 16 SO in 7 July games... Recorded at least 1 SO in 17 of his 19 relief appearances... Logged 17 multi-inning outings... Converted all 5 of his save opportunities... **2016:** Spent majority of season with Gulf Coast League Phillies (R)... Promoted to Williamsport on 6/20 and transferred back to the GCL Phillies on 6/25... Did not walk a batter in his final 13 appearances (16.0 IP)... **2015:** Spent second season with Dominican Summer League Phillies (R)... Finished 3rd in the league in IP and T-6th in wins... Participated in Florida Instructional League... **2014:** Began pro career with DSL Phillies... Was on restricted list, 6/2-11.

YEAR	CLUB	W-L	ERA	G	GS	CG	SHO	SV	IP	H	R	ER	HR	HB	BB	SO	WP	BK	AVG
2014	DSL Phillies	0-1	2.57	3	1	0	0	0	7.0	7	3	2	0	1	3	3	0	0	.250
2015	DSL Phillies	7-2	2.56	14	14	0	0	0	84.1	72	30	24	3	4	15	47	9	1	.224
2016	Williamsport	0-0	0.00	1	0	0	0	0	1.2	3	1	0	0	0	1	2	1	0	.375
	GCL Phillies	1-0	1.65	14	0	0	0	0	16.1	13	4	3	1	1	1	16	4	0	.206
2017	Williamsport	2-1	2.23	19	0	0	0	5	44.1	34	14	11	1	6	14	40	2	0	.207
<b>Minors Totals</b>		<b>10-4</b>	<b>2.34</b>	<b>51</b>	<b>15</b>	<b>0</b>	<b>0</b>	<b>5</b>	<b>153.2</b>	<b>129</b>	<b>52</b>	<b>40</b>	<b>5</b>	<b>12</b>	<b>34</b>	<b>108</b>	<b>16</b>	<b>1</b>	<b>.221</b>

**ALFONSO, VÍCTOR MANUEL**... **SS**... **B-T:** S-R... **HT:** 5-11; **WT:** 140... **BORN:** August 27, 1999, Panama City, Panama... **RESIDES:** Panama City... **HOW OBTAINED:** Signed by Phillies as an amateur free agent, 8/31/15... **SIGNED BY:** Norman Anciani.

**2017:** Spent entire season with Dominican Summer League Phillies-White (R)... Made starts at 1st base, 2nd base, 3rd base and SS... **2016:** Began professional career with DSL Phillies-2.

YEAR	CLUB	AVG	G	AB	R	H	2B	3B	HR	RBI	SH	SF	HP	BB	SO	SB	CS	OBP	SLG	OPS	E
2016	DSL Phillies-2	.143	44	147	16	21	4	0	0	14	1	5	6	15	33	3	2	.243	.170	.413	9
2017	DSL Phillies-W	.204	53	137	20	28	6	2	0	10	2	0	3	13	28	2	1	.288	.277	.565	10
<b>Minors Totals</b>		<b>.173</b>	<b>97</b>	<b>284</b>	<b>36</b>	<b>49</b>	<b>10</b>	<b>2</b>	<b>0</b>	<b>24</b>	<b>3</b>	<b>5</b>	<b>9</b>	<b>28</b>	<b>61</b>	<b>5</b>	<b>3</b>	<b>.264</b>	<b>.222</b>	<b>.486</b>	<b>19</b>



**ANTEQUERA, JOSÉ ALBERTO**... INF... B-T: R-R... HT: 5-11; WT: 156... BORN: August 1, 1995, Cua, VZ... RESIDES: Ocumare del Tuy, VZ... HOW OBTAINED: Signed by Phillies as an amateur free agent, 4/14/14... SIGNED BY: Ebert Velásquez.

**2017:** Opened season with Lakewood (A)... Had a season-high 3 hits on 5/5 at Columbia... Promoted to Clearwater (A) on 5/25... Promoted to Reading (AA), 6/13... Transferred to Lakewood on 6/22 and later promoted to Clearwater, 7/4... Was on the DL from 8/8-16 with a right shin contusion... **2016:** Began season with Williamsport (A)... Transferred to Gulf Coast League Phillies (R) on 7/12... Ranked T-2nd in the GCL in doubles... Batted .423 (11-26) against LHP... **2015:** Spent majority of season with GCL Phillies... Led team and finished T-4th in GCL in stolen bases... Promoted to Clearwater on 8/28 for remainder of season... Participated in Florida Instructional League... **2014:** Began professional career with Venezuelan Summer League Phillies (R).

YEAR	CLUB	AVG	G	AB	R	H	2B	3B	HR	RBI	SH	SF	HP	BB	SO	SB	CS	OBP	SLG	OPS	E
2014	VSL Phillies	.267	61	217	28	58	7	3	0	23	3	2	1	16	12	2	7	.318	.327	.645	15
2015	GCL Phillies	.246	41	134	22	33	8	1	1	10	2	0	0	11	15	15	3	.303	.343	.646	11
	Clearwater	.000	2	3	0	0	0	0	0	0	1	0	0	0	1	0	0	.000	.000	.000	0
2016	Williamsport	.151	16	53	3	8	0	0	0	6	2	3	1	3	16	4	3	.200	.151	.351	1
	GCL Phillies	.299	33	117	21	35	13	2	0	7	1	0	2	9	12	8	1	.359	.444	.803	1
2017	Lakewood	.194	33	93	7	18	2	0	0	14	6	1	4	5	19	0	0	.262	.215	.477	3
	Clearwater	.170	29	88	6	15	2	1	0	2	1	0	0	6	17	3	0	.223	.216	.439	4
	Reading	.250	2	4	1	1	0	0	0	0	1	0	0	0	0	0	0	.250	.250	.500	0
<b>Minors Totals</b>		<b>.237</b>	<b>217</b>	<b>709</b>	<b>88</b>	<b>168</b>	<b>32</b>	<b>7</b>	<b>1</b>	<b>62</b>	<b>17</b>	<b>6</b>	<b>8</b>	<b>50</b>	<b>92</b>	<b>32</b>	<b>14</b>	<b>.292</b>	<b>.306</b>	<b>.598</b>	<b>35</b>

**APARICIO, JUAN DANIEL**... C... B-T: R-R... HT: 5-11; WT: 175... BORN: May 26, 2000, Maracaibo, VZ... RESIDES: San Francisco, VZ... HOW OBTAINED: Signed by Phillies as an amateur free agent, 7/2/16... SIGNED BY: Jesús Méndez.

**2017:** Made his professional debut with the Dominican Summer League Phillies-White (R) on 6/3 (started at DH; 2-4, RBI)... Transferred to DSL Phillies-Red on 7/22 for remainder of season... Slugged his first pro home run, 8/12 vs DSL Yankees... **2016:** Participated in Florida Instructional League.

YEAR	CLUB	AVG	G	AB	R	H	2B	3B	HR	RBI	SH	SF	HP	BB	SO	SB	CS	OBP	SLG	OPS	E
2017	DSL Phillies-W	.238	21	63	1	15	1	0	0	9	0	1	1	3	8	1	1	.279	.254	.533	0
	DSL Phillies-R	.219	24	73	3	16	3	1	1	10	0	2	1	10	11	0	0	.314	.329	.643	3
<b>Minors Totals</b>		<b>.228</b>	<b>45</b>	<b>136</b>	<b>4</b>	<b>31</b>	<b>4</b>	<b>1</b>	<b>1</b>	<b>19</b>	<b>0</b>	<b>3</b>	<b>2</b>	<b>13</b>	<b>19</b>	<b>1</b>	<b>1</b>	<b>.299</b>	<b>.294</b>	<b>.593</b>	<b>3</b>

**APONTE, LEONEL ALEXANDER NAZARET**... RHP... B-T: R-R... HT: 6-4; WT: 144... BORN: July 2, 1999, Villa de Cura, VZ... RESIDES: Villa de Cura... HOW OBTAINED: Signed by Phillies as an amateur free agent, 12/1/15... SIGNED BY: Jesús Méndez.

**2017:** Began season with Dominican Summer League Phillies-Red (R)... Posted the lowest ERA (0.77) and WHIP (0.79) in the DSL... Ranked 1st in the DSL in IP, T-1st in CG & SHO and T-5th in SO & wins... Among starters in the DSL, allowed the fewest base runners (7.33) per 9.0 IP... Among all Phillies short-season minor league pitchers, ranked 1st in ERA, IP & SHO and T-1st in wins & CG... Transferred to DSL Phillies-White on 7/24... Did not surrender an ER in his 6 starts (40.0 IP) with DSL Phillies-White... Participated in Florida Instructional League... **2016:** Spent entire season with DSL Phillies-2... Allowed 3 ER or fewer in 7 of his 8 starts... Held opponents to a .222 AVG (38-171).

YEAR	CLUB	W-L	ERA	G	GS	CG	SHO	SV	IP	H	R	ER	HR	HB	BB	SO	WP	BK	AVG
2016	DSL Phillies-2	2-4	2.77	13	8	0	0	1	48.2	38	19	15	1	8	11	23	6	1	.222
2017	DSL Phillies-R	3-0	1.52	9	7	0	0	1	41.1	34	8	7	1	2	7	35	2	0	.230
	DSL Phillies-W	4-1	0.00	6	6	1	1	0	40.0	21	2	0	0	0	2	34	2	0	.154
	DSL Combined	7-1	*0.77	15	13	#1	#1	1	*81.1	55	10	7	1	2	9	69	4	0	.194
<b>Minors Totals</b>		<b>9-5</b>	<b>1.52</b>	<b>28</b>	<b>21</b>	<b>1</b>	<b>1</b>	<b>2</b>	<b>130.0</b>	<b>93</b>	<b>29</b>	<b>22</b>	<b>2</b>	<b>10</b>	<b>20</b>	<b>92</b>	<b>10</b>	<b>1</b>	<b>.204</b>

\* League leader  
# Tied for league lead

**APONTE, RUBÉN**... RHP... B-T: R-R... HT: 6-0; WT: 180... BORN: May 18, 1997, Acarigua, VZ... RESIDES: Araure, VZ... HOW OBTAINED: Signed by Phillies as an amateur free agent, 1/27/17... SIGNED BY: Rafael Alvarez.

**2017:** Made his professional debut with Dominican Summer League Phillies-White (R) on 6/6... Did not surrender an ER in his first 4 games (7.2 IP) from 6/6-19... Registered at least 1 SO in 10 of his 11 games.

YEAR	CLUB	W-L	ERA	G	GS	CG	SHO	SV	IP	H	R	ER	HR	HB	BB	SO	WP	BK	AVG
2017	DSL Phillies-W	1-1	2.25	11	2	0	0	0	20.0	22	10	5	0	2	16	22	5	1	.278

**APPEL, MARK STEWART**... RHP... B-T: R-R... HT: 6-5; WT: 230... BORN: July 15, 1991, Houston, TX... RESIDES: Houston... HOW OBTAINED: Acquired from HOU with RHP Vince Velasquez, LHP Brett Oberholtzer, RHP Tom Eshelman and INF Harold Arauz for RHP Ken Giles and INF Jonathan Arauz, 12/12/15; originally selected by HOU in 1st round (1st overall) of June 2013 draft... SIGNED BY: Bryan Byrne... MISC: 2009 graduate of Monte Vista High School (CA), where he played baseball and basketball... Went 4-0, 0.90 ERA in his senior season... Named *Contra Costa Times* Baseball and Basketball Prep Athlete of the Year in 2009... Attended Stanford University (CA), where he is the school's all-time leader in strikeouts (372) and ranks 4th in innings pitched (377.2) and T-6th in wins (28)... Went 10-4, 2.12 ERA with 4 CG in his senior season and compiled 130 SO in 106.1 IP while holding opposing hitters to a .203 AVG... Was one of 10 semifinalists for the National Pitcher of the Year Award as named by the College Baseball Hall of Fame... Originally selected by Detroit Tigers in 15th round of June 2009 draft, but did not sign, and by Pittsburgh Pirates in 1st round (8th overall) of June 2012 draft, but did not sign.

## APPEL (continued)

**2017:** Spent majority of season with Lehigh Valley (AAA)... Went 2-2 with a 2.50 ERA (10 ER, 36.0 IP) and 31 SO over 6 starts in June... Was on the DL from 7/13-end of season (right shoulder strain); included a rehab assignment with Gulf Coast League Phillies (R)... **2016:** Was a non-roster invitee to Phillies spring training... Began season with Lehigh Valley... Started his IronPigs career with a 9.2-inning scoreless streak... Posted a 3-0 record with a 1.64 ERA (4 ER, 22.0 IP) in his first 4 starts of season (4/12-29)... Went 0-3, 8.27 ERA (15 ER, 16.1 IP) over his next 4 starts before being placed on the DL on 5/27 with a right shoulder strain... Underwent surgery to remove a bone spur from his right elbow on 6/29 (Dr. Michael Ciccotti) and missed remainder of the season... **2015:** Was a non-roster invitee to HOU spring training... Began season with Corpus Christi (AA)... Pitched a 7.0-inning CG in his final double-A start, 6/21 vs San Antonio (7.0 IP, 4 H, UER, 6 SO)... Promoted to Fresno (AAA) on 6/24... Named to Team USA in the All-Star Futures Game at Great American Ball Park in Cincinnati... Posted a 3.12 ERA (21 ER, 60.2 IP) in 10 of his 12 starts with Fresno; allowed 13 ER in 7.2 IP in the other two... Overall, went 10-3, 4.37 ERA (64 ER, 131.2 IP) in 25 starts between the two levels... Struck out 10 batters in a decisive Game 5 of the Pacific Coast League Championship Series, 9/20 vs Round Rock; was the 1st PCL title in club history... Following the season, was named the 7th-best prospect in the Phillies minor league system by *Baseball America*... **2014:** Had an emergency appendectomy on 1/30... Was a non-roster invitee to ML spring training... Entered the season ranked as HOU's 3rd-best prospect by *Baseball America*... Began season with Lancaster (A)... Made 12 starts before being promoted to Corpus Christi... Threw 8.0 scoreless innings with 10 SO, 8/26 vs Frisco... Pitched for the Arizona Fall League champion Salt River Rafters (1-0, 2.61 ERA); finished T-2nd in the AFL in SO (24)... Named to the AFL Top Prospects Team... **2013:** Made his pro debut with Tri-City (A)... Promoted to Quad Cities (A) on 7/10... Allowed 1 ER or none in 6 of 8 starts with Quad Cities... Posted a 2.12 ERA (7 ER, 29.2 IP) in 7 of his 8 starts with Quad Cities; allowed 7 ER in 3.1 IP in the other one... Placed on the DL with a left shin contusion, 8/26 through the remainder of the season.

YEAR	CLUB	W-L	ERA	G	GS	CG	SHO	SV	IP	H	R	ER	HR	HB	BB	SO	WP	BK	AVG
2013	Tri-City	0-0	3.60	2	2	0	0	0	5.0	6	2	2	0	0	0	6	1	0	.300
	Quad Cities	3-1	3.82	8	8	0	0	0	33.0	30	16	14	2	1	9	27	2	0	.236
2014	Lancaster	2-5	9.74	12	12	0	0	0	44.1	74	51	48	9	0	11	40	4	0	.372
	Corpus Christi	1-2	3.69	7	6	1	0	0	39.0	35	17	16	2	2	13	38	4	0	.236
2015	Corpus Christi	5-1	4.26	13	13	1	0	0	63.1	68	34	30	7	2	23	49	4	0	.279
	Fresno	5-2	4.48	12	12	0	0	0	68.1	67	39	34	6	4	28	61	4	0	.255
2016	Lehigh Valley	3-3	4.46	8	8	0	0	0	38.1	40	22	19	3	1	20	34	6	0	.267
	Lehigh Valley	5-4	5.27	17	17	0	0	0	82.0	91	51	48	9	5	53	60	11	0	.284
	GCL Phillies	0-0	0.00	2	0	0	0	0	2.0	1	0	0	0	1	1	0	1	0	.143
<b>Minors Totals</b>		<b>24-18</b>	<b>5.06</b>	<b>81</b>	<b>78</b>	<b>2</b>	<b>0</b>	<b>0</b>	<b>375.1</b>	<b>412</b>	<b>232</b>	<b>211</b>	<b>38</b>	<b>16</b>	<b>158</b>	<b>315</b>	<b>37</b>	<b>0</b>	<b>.279</b>

**ARAUJO, ALEXIS ALFONSO**... RHP... B-T: R-R... HT: 6-5; WT: 200... BORN: January 7, 1999, Maracaibo, VZ... RESIDES: Maracaibo... HOW OBTAINED: Signed by Phillies as an amateur free agent, 10/25/16... SIGNED BY: Jesús Méndez.

**ARAUZ, HAROLD OSVALDO**... RHP... B-T: R-R... HT: 6-2; WT: 185... BORN: May 29, 1995, Chiriquí, Panama... RESIDES: Chiriquí... HOW OBTAINED: Acquired from HOU with RHP Mark Appel, RHP Vince Velasquez, LHP Brett Oberholtzer and RHP Tom Eshelman for RHP Ken Giles and INF Jonathan Arauz, 12/12/15; originally signed by HOU as an amateur free agent, 7/12/11... SIGNED BY: Félix Francisco and Luis Santos.

**2017:** Began season with Lakewood (A)... Promoted to Clearwater (A) on 5/15... Promoted to Reading (AA), 6/25, before being transferred back to Clearwater on 6/30... Tossed a 7.0-inning no-hitter (BB, 10 SO) vs Fort Myers on 7/30 (G2) with Clearwater... Struck out 10 over 8.0 IP on 9/1 vs Dunedin... Had two DL stints, 7/31-8/7 (right shin contusion) and 9/2-end of season (right great turf toe)... Held opponents to a .191 AVG (49-257) while pitching for Clearwater... Posted a 1.26 ERA (5 ER, 35.2 IP) as a reliever (14 games) and 2.80 ERA (11 ER, 35.1 IP) as a starter (6 GS) with Clearwater... **2016:** Spent majority of season with Lakewood... Was T-1st in the South Atlantic League in SHO and 3rd in CG... Named Phillies Minor League Player of the Week, 5/23-29... Was on the DL, 7/1-8/3, with a right elbow strain; included a rehab assignment with Gulf Coast League Phillies (R)... Surrendered 2 ER or fewer in each of his final 6 starts (1.30 ERA, 5 ER in 34.2 IP)... **2015:** Spent entire season with Tri-City (A)... Averaged 9.06 SO/9.0 IP... Went 0-0 with a 1.88 ERA (3 ER, 14.1 IP) as a reliever compared to 0-5 with a 7.23 ERA (30 ER, 37.1 IP) as a starter... **2014:** Began season with Gulf Coast League Astros (R)... Finished 2nd in GCL in SO... Allowed 5 ER in his first 27.0 IP (1.67 ERA)... Held opponents to a .200 AVG... Averaged 11.73 SO/9.0 IP... Promoted to Greenville (A) on 8/17 for remainder of season... Named Appalachian League Player of the Week (9.2 IP, 0 R, 11 SO) for week of 8/18-24... **2013:** Spent second season with Dominican Summer League Astros (R)... Finished 2nd in the DSL in WHIP (0.89)... Posted fewest base runners/9.0 IP ratio among all DSL starters (7.27)... **2012:** Began pro career with DSL Astros... Allowed 5 ER in 1.2 IP in final appearance but posted a 1.38 ERA over his first 7 games (2 ER, 13.0 IP).

YEAR	CLUB	W-L	ERA	G	GS	CG	SHO	SV	IP	H	R	ER	HR	HB	BB	SO	WP	BK	AVG
2012	DSL Astros	1-1	4.30	8	5	0	0	0	14.2	19	9	7	0	1	3	15	2	0	.297
2013	DSL Astros	5-0	1.91	16	12	0	0	2	66.0	47	23	14	1	2	12	43	6	1	.195
2014	GCL Astros	4-2	3.76	11	6	0	0	2	40.2	30	18	17	3	0	17	53	7	0	.200
	Greenville	1-0	1.46	3	1	0	0	0	12.1	7	4	2	1	0	2	15	2	0	.152
2015	Tri-City	0-5	5.75	15	10	0	0	0	51.2	72	39	33	5	3	18	52	13	1	.329
2016	Lakewood	6-6	3.18	19	19	1	#1	0	99.0	79	39	35	4	2	24	85	9	1	.216
	GCL Phillies	0-0	6.48	3	3	0	0	0	8.1	12	7	6	0	0	2	8	0	0	.324
2017	Lakewood	1-2	1.99	8	0	0	0	0	22.2	16	5	5	0	1	3	16	0	0	.200
	Clearwater	4-4	2.03	20	6	1	#1	0	71.0	49	19	16	6	2	11	74	6	0	.191
	Reading	0-0	0.00	1	0	0	0	0	2.1	3	0	0	0	0	2	3	1	0	.300
<b>Minors Totals</b>		<b>22-20</b>	<b>3.13</b>	<b>104</b>	<b>62</b>	<b>2</b>	<b>2</b>	<b>4</b>	<b>388.2</b>	<b>334</b>	<b>163</b>	<b>135</b>	<b>20</b>	<b>11</b>	<b>94</b>	<b>364</b>	<b>46</b>	<b>3</b>	<b>.227</b>

# Tied for league lead

**ARAUZ, OSVALDO JAVIER**... RHP... B-T: R-R... HT: 6-1; WT: 150... BORN: January 8, 2000, Panama City, Panama... RESIDES: Panama City... HOW OBTAINED: Signed by Phillies as an amateur free agent, 4/7/17... SIGNED BY: Norman Anciani.

**ARIS, ABDALLAH JORGE**... LHP... B-T: R-L... HT: 5-11; WT: 155... BORN: October 8, 1996, Araure, VZ... RESIDES: Acarigua, VZ... HOW OBTAINED: Signed by Phillies as an amateur free agent, 2/12/15... SIGNED BY: Jesús Méndez.

**2017:** Spent entire season with Dominican Summer League Phillies-Red (R)... Among DSL relievers, was 1st in SO/9.0 IP (13.64)... Recorded at least 1 SO in 21 of his 23 games... Converted 8 of his 10 save opportunities... Held LHH to a .154 AVG (4-26)... Posted a 1.13 ERA (2 ER, 16.0 IP) in 10 games (1 GS) in July... **2016:** Spent entire season with DSL Phillies-2 (R)... Pitched more than 2.0 innings in 10 of his 19 relief appearances... Stranded 12 of 14 inherited runners... **2015:** Began pro career with Venezuelan Summer League Phillies (R)... Led VSL in OPP AVG (.172)... Posted a 0.86 WHIP.

YEAR	CLUB	W-L	ERA	G	GS	CG	SHO	SV	IP	H	R	ER	HR	HB	BB	SO	WP	BK	AVG
2015	VSL Phillies	0-0	1.00	18	0	0	0	2	36.0	21	4	4	1	2	10	29	3	0	*.172
2016	DSL Phillies-2	4-1	2.25	18	0	0	0	0	36.0	25	11	9	1	1	19	40	1	1	.195
2017	DSL Phillies-R	3-3	2.45	23	1	0	0	8	36.2	32	14	10	2	0	14	51	3	0	.229
<b>Minors Totals</b>		<b>7-4</b>	<b>1.90</b>	<b>59</b>	<b>1</b>	<b>0</b>	<b>0</b>	<b>10</b>	<b>108.2</b>	<b>78</b>	<b>29</b>	<b>23</b>	<b>4</b>	<b>3</b>	<b>43</b>	<b>120</b>	<b>7</b>	<b>1</b>	<b>.200</b>

\* League leader

**ARMAS, GUSTAVO ADOLFO**... RHP... B-T: R-R... HT: 6-1; WT: 210... BORN: January 15, 1996, Caracas, VZ... RESIDES: Guatire, VZ... HOW OBTAINED: Signed by Phillies as an amateur free agent, 7/11/13... SIGNED BY: Carlos Salas.

**2017:** Opened the season with Williamsport (A)... Earned his first pro save (4.0 IP, 3 H, 8 SO) on 7/8 vs Mahoning Valley... Promoted to Lakewood (A) on 7/20 for remainder of season... Held RHH to a .207 AVG (12-58) with Lakewood... **2016:** Spent entire season with Dominican Summer League Phillies-2 (R)... Was T-4th in the DSL in starts... Allowed 3 ER or fewer in each of his 14 starts... Participated in Florida Instructional League... **2015:** Spent second pro season with Venezuelan Summer League Phillies (R)... Led league in BB, finished T-1st in GS and 2nd in ERA, SO & IP... Had 8 SO on 7/1 at VSL Tigers... Participated in FIL... **2014:** Began pro career with VSL Phillies... **2013:** Received a 50-game suspension after testing positive for a metabolite of Nandrolone on 8/29.

YEAR	CLUB	W-L	ERA	G	GS	CG	SHO	SV	IP	H	R	ER	HR	HB	BB	SO	WP	BK	AVG
2014	VSL Phillies	0-0	4.15	5	0	0	0	0	4.1	3	2	2	0	1	2	2	1	0	.231
2015	VSL Phillies	3-2	1.97	14	#14	0	0	0	73.0	52	18	16	0	2	*34	55	3	2	.208
2016	DSL Phillies-2	4-3	2.19	15	14	0	0	0	74.0	68	22	18	*6	7	18	50	6	0	.247
2017	Williamsport	0-3	4.09	5	3	0	0	1	22.0	22	13	10	2	2	4	22	5	0	.253
	Lakewood	1-1	6.00	10	4	0	0	0	30.0	35	22	20	5	4	6	26	0	0	.294
<b>Minors Totals</b>		<b>8-9</b>	<b>2.92</b>	<b>49</b>	<b>35</b>	<b>0</b>	<b>0</b>	<b>1</b>	<b>203.1</b>	<b>180</b>	<b>77</b>	<b>66</b>	<b>13</b>	<b>16</b>	<b>64</b>	<b>155</b>	<b>15</b>	<b>2</b>	<b>.242</b>

\* League leader

# Tied for league lead

**ASENCIO, RYAN WILLIAN**... C... B-T: R-R... HT: 5-11; WT: 195... BORN: March 1, 1999, Bajos de Haina, DR... RESIDES: San Cristóbal, DR... HOW OBTAINED: Signed by Phillies as an amateur free agent, 12/15/17... SIGNED BY: Carlos Salas.

**AVENDANO, EUDIVER ANTONIO**... RHP... B-T: R-R... HT: 6-3; WT: 200... BORN: February 1, 1999, Bobare, VZ... RESIDES: Barquisimeto, VZ... HOW OBTAINED: Signed by Phillies as an amateur free agent, 12/16/15... SIGNED BY: Jesús Méndez.

**2017:** Spent season with Dominican Summer League Phillies-Red (R)... 16 of his 18 relief appearances were multi-inning outings... Held opponents to a .173 AVG (9-52) with RISP and .095 AVG (2-21) with RISP and 2 outs... **2016:** Began professional career with DSL Phillies-2... Transferred to DSL Phillies-1 on 7/16 for remainder of season.

YEAR	CLUB	W-L	ERA	G	GS	CG	SHO	SV	IP	H	R	ER	HR	HB	BB	SO	WP	BK	AVG
2016	DSL Phillies-2	2-0	11.05	7	0	0	0	0	7.1	12	11	9	1	1	5	4	3	0	.387
	DSL Phillies-1	1-0	3.86	6	0	0	0	0	9.1	11	4	4	0	0	6	6	0	1	.289
	DSL Combined	3-0	7.02	13	0	0	0	0	16.2	23	15	13	1	1	11	10	3	1	.333
2017	DSL Phillies-R	2-4	4.36	18	0	0	0	0	43.1	36	23	21	2	4	24	46	8	1	.224
<b>Minors Totals</b>		<b>5-4</b>	<b>5.10</b>	<b>31</b>	<b>0</b>	<b>0</b>	<b>0</b>	<b>0</b>	<b>60.0</b>	<b>59</b>	<b>38</b>	<b>34</b>	<b>3</b>	<b>5</b>	<b>35</b>	<b>56</b>	<b>11</b>	<b>2</b>	<b>.257</b>

**AZUAJE, JESÚS**... SS... B-T: R-R... HT: 5-10; WT: 156... BORN: August 11, 1997, Binghamton, NY... RESIDES: Buckeye, AZ... HOW OBTAINED: Selected by Phillies in 25th round of June 2017 draft... SIGNED BY: Brad Holland... EDUCATION: Attended Glendale CC (AZ).

**2017:** Began pro career with Gulf Coast League Phillies (R)... Promoted to Williamsport (A) on 7/4.

YEAR	CLUB	AVG	G	AB	R	H	2B	3B	HR	RBI	SH	SF	HP	BB	SO	SB	CS	OBP	SLG	OPS	E
2017	GCL Phillies	.000	3	6	1	0	0	0	0	0	0	0	0	1	1	0	0	.143	.000	.143	1
	Williamsport	.141	24	78	5	11	0	0	0	3	2	1	1	2	14	3	0	.171	.141	.312	4
<b>Minors Totals</b>		<b>.131</b>	<b>27</b>	<b>84</b>	<b>6</b>	<b>11</b>	<b>0</b>	<b>0</b>	<b>0</b>	<b>3</b>	<b>2</b>	<b>1</b>	<b>1</b>	<b>3</b>	<b>15</b>	<b>3</b>	<b>0</b>	<b>.169</b>	<b>.131</b>	<b>.299</b>	<b>5</b>

**BARRETO, FREDDY MANUEL...** C... B-T: R-R... HT: 6-0; WT: 155... BORN: September 27, 1999, VZ... RESIDES: Valle de la Pascua, VZ... HOW OBTAINED: Signed by Phillies as an amateur free agent, 3/11/17... SIGNED BY: Rafael Alvarez.

2017: Made his professional debut and spent entire season with Dominican Summer League Phillies-White (R)... Batted .360 (9-25) vs LHP.

YEAR	CLUB	AVG	G	AB	R	H	2B	3B	HR	RBI	SH	SF	HP	BB	SO	SB	CS	OBP	SLG	OPS	E
2017	DSL Phillies-W	.222	37	90	8	20	1	0	0	8	0	1	0	8	29	0	0	.283	.233	.516	5

**BERGJANS, THOMAS BERNARD (Tommy)...** RHP... B-T: R-R... HT: 6-1; WT: 208... BORN: December 1, 1992, Torrance, CA... RESIDES: Manhattan Beach, CA... HOW OBTAINED: Acquired from LAD with C.A.J. Ellis and a player to be named later (Joey Curletta) for Carlos Ruiz and cash considerations, 8/25/16; originally selected by LAD in 8th round of June 2015 draft... SIGNED BY: Rich DeLucia... EDUCATION: 2015 graduate of Haverford College (PA).

2017: Began season with Reading (AA)... Promoted to Lehigh Valley (AAA), 8/18, and was transferred back to Reading on 8/25... Pitching for Reading, held opponents to a .234 AVG (11-47) with RISP... 2016: Spent majority of season with Rancho Cucamonga (A)... Averaged 9.27 SO/9.0 IP... Was on the DL, 5/12-19, with a right thigh contusion... Traded to PHI on 8/25, and made one appearance with Clearwater (A)... 2015: Began season with Ogden (R)... Held opponents to a .180 AVG (9-50)... Promoted to Great Lakes (A) on 7/17... Allowed 1 ER or none in 5 of his 9 starts.

YEAR	CLUB	W-L	ERA	G	GS	CG	SHO	SV	IP	H	R	ER	HR	HB	BB	SO	WP	BK	AVG
2015	Ogden	2-0	2.63	5	3	0	0	0	13.2	9	7	4	0	0	4	16	0	0	.180
	Great Lakes	1-3	3.60	9	9	0	0	0	40.0	43	16	16	2	0	11	37	3	2	.277
2016	Rancho Cucu.	3-13	4.98	24	21	0	0	1	130.0	138	93	72	13	2	29	133	14	0	.268
	Clearwater	1-0	1.35	1	0	0	0	0	6.2	3	1	1	0	1	5	0	0	.136	
2017	Reading	1-6	6.57	12	11	0	0	0	50.2	64	41	37	13	2	14	40	6	0	.314
	Lehigh Valley	0-1	7.20	1	1	0	0	0	5.0	3	4	4	1	1	3	3	0	0	.167
<b>Minors Totals</b>		<b>8-23</b>	<b>4.90</b>	<b>52</b>	<b>45</b>	<b>0</b>	<b>0</b>	<b>1</b>	<b>246.0</b>	<b>260</b>	<b>162</b>	<b>134</b>	<b>30</b>	<b>5</b>	<b>62</b>	<b>234</b>	<b>23</b>	<b>2</b>	<b>.270</b>

**BETANCOURT, CARLOS EDUARDO...** RHP... B-T: R-R... HT: 6-1; WT: 160... BORN: March 27, 2001, VZ... RESIDES: Caracas, VZ... HOW OBTAINED: Signed by Phillies as an amateur free agent, 7/2/17... SIGNED BY: Ebert Velásquez.

2017: Participated in the Florida Instructional League.

**BETTENCOURT, TREVOR...** RHP... B-T: R-R... HT: 6-0; WT: 195... BORN: July 21, 1994, San Jose, CA... RESIDES: San Jose... HOW OBTAINED: Selected by Phillies in 25th round of June 2016 draft... SIGNED BY: Shane Bowers... EDUCATION: Attended UC Santa Barbara.

2017: Selected as a South Atlantic League midseason All-Star... Began season with Lakewood (A)... Logged a 17.0-inning scoreless streak (11 games) with 31 SO from 4/11-5/30... Named Phillies Minor League Pitcher of the Week, 5/15-21... Was on the DL, 4/16-28 (left oblique muscle strain)... Promoted to Clearwater (A) on 7/12 for remainder of season... Held opponents hitless (0-12) with RISP and did not surrender a run in 8 road games (12.0 IP) with Clearwater... Pitched for Glendale in the Arizona Fall League... 2016: Began professional career with Williamsport (A).

YEAR	CLUB	W-L	ERA	G	GS	CG	SHO	SV	IP	H	R	ER	HR	HB	BB	SO	WP	BK	AVG
2016	Williamsport	0-0	0.00	2	0	0	0	0	2.1	0	0	0	0	0	1	2	0	0	.000
2017	Lakewood	3-2	3.28	25	0	0	0	8	35.2	32	14	13	1	2	5	55	6	0	.239
	Clearwater	2-0	1.57	16	0	0	0	2	23.0	13	4	4	2	1	4	22	2	0	.157
<b>Minors Totals</b>		<b>5-2</b>	<b>2.51</b>	<b>43</b>	<b>0</b>	<b>0</b>	<b>0</b>	<b>10</b>	<b>61.0</b>	<b>45</b>	<b>18</b>	<b>17</b>	<b>3</b>	<b>3</b>	<b>10</b>	<b>79</b>	<b>8</b>	<b>0</b>	<b>.201</b>

**BLANCO, JEISON JAVIER...** RHP... B-T: R-R... HT: 6-1; WT: 180... BORN: January 3, 1998, Caracas, VZ... RESIDES: Caracas... HOW OBTAINED: Signed by Phillies as an amateur free agent, 8/12/16... SIGNED BY: Jesús Méndez.

2017: Began pro career with Dominican Summer League Phillies-Red (R).

YEAR	CLUB	W-L	ERA	G	GS	CG	SHO	SV	IP	H	R	ER	HR	HB	BB	SO	WP	BK	AVG
2017	DSL Phillies-R	0-0	9.00	1	0	0	0	0	2.0	2	2	2	0	0	2	1	1	0	.286

**BOCIO, KEUDY YUNIOR...** INF/OF... B-T: R-R... HT: 5-11; WT: 164... BORN: November 15, 1998, Bajos de Haina, DR... RESIDES: Bajos de Haina... HOW OBTAINED: Signed by Phillies as an amateur free agent, 7/7/15... SIGNED BY: Carlos Salas.

2017: Spent entire season with Gulf Coast League Phillies (R)... Made 12 starts in CF and 20 starts at 3rd base... Hit .316 (6-19) against LHP... Batted .316 (12-38) with RISP... 2016: Began professional career with Dominican Summer League Phillies (R)... Led the DSL in sacrifices, ranked 2nd in BB, 3rd in SB and 10th in OBP (.419)... Participated in Florida Instructional League.

YEAR	CLUB	AVG	G	AB	R	H	2B	3B	HR	RBI	SH	SF	HP	BB	SO	SB	CS	OBP	SLG	OPS	E
2016	DSL Phillies-1	.226	61	186	28	42	6	1	2	18	*9	0	13	49	36	28	#13	.419	.301	.720	9
2017	GCL Phillies	.278	39	115	22	32	8	0	0	18	0	4	2	18	21	7	1	.374	.348	.722	8
<b>Minors Totals</b>		<b>.246</b>	<b>100</b>	<b>301</b>	<b>50</b>	<b>74</b>	<b>14</b>	<b>1</b>	<b>2</b>	<b>36</b>	<b>9</b>	<b>4</b>	<b>15</b>	<b>67</b>	<b>57</b>	<b>35</b>	<b>14</b>	<b>.403</b>	<b>.319</b>	<b>.722</b>	<b>17</b>

\* League leader  
# Tied for league lead

SCOUTING & PLAYER DEV.

**BOSSART, AUSTIN MCCOY**... C... B-T: R-R... HT: 6-2; WT: 218... BORN: July 4, 1993, Abilene, TX... RESIDES: O'Fallon, IL... **HOW OBTAINED:** Selected by Phillies in 14th round of June 2015 draft... **SIGNED BY:** Paul Murphy... **EDUCATION:** 2015 graduate of University of Pennsylvania.

**2017:** Began season with Clearwater (A)... Made his pro pitching debut on 5/5 at Florida (1.0 IP, H, SO)... Slashed .333/.415/.556 (12-36) with 2 2B, 2 HR, 6 RBI and 7 R in 12 May games... Hit safely in 10 straight games (.333 AVG, 12-36) from 7/15-8/9... Promoted to Reading (AA) on 8/4 before being transferred back to Clearwater on 8/8 for remainder of season... **2016:** Began season with Lakewood (A)... Batted .310 (18-58) in his final 19 games with Lakewood after batting .195 (8-41) in his first 12... Promoted to Clearwater, 6/23... Hit safely in 11 of his final 13 games of season (.421 AVG, 16-38)... **2015:** Began professional career with Williamsport (A)... Starting catcher for the South team in New York-Penn League All-Star Game... Hit safely in 21 of his first 22 games (.369 AVG), including an 18-game hitting streak, 7/6-8/14... Batted .444 (20-45) against LHP.

YEAR	CLUB	AVG	G	AB	R	H	2B	3B	HR	RBI	SH	SF	HP	BB	SO	SB	CS	OBP	SLG	OPS	E
2015	Williamsport	.333	37	138	15	46	7	1	1	19	1	1	6	0	18	0	2	.359	.420	.779	5
2016	Lakewood	.263	30	99	18	26	5	0	1	9	2	0	3	8	12	0	0	.336	.343	.679	3
	Clearwater	.340	18	53	6	18	4	0	0	9	0	1	0	3	9	0	0	.368	.415	.783	2
2017	Clearwater	.244	54	180	14	44	10	0	2	18	2	2	3	8	42	2	0	.285	.333	.618	6
	Reading	.250	1	4	0	1	0	0	0	0	0	0	0	0	1	0	0	.250	.250	.500	0
<b>Minors Totals</b>		<b>.285</b>	<b>140</b>	<b>474</b>	<b>53</b>	<b>135</b>	<b>26</b>	<b>1</b>	<b>4</b>	<b>55</b>	<b>5</b>	<b>4</b>	<b>12</b>	<b>19</b>	<b>82</b>	<b>2</b>	<b>2</b>	<b>.326</b>	<b>.369</b>	<b>.695</b>	<b>16</b>

**BRAZÓN, EMILIANO JOSÉ**... RHP... B-T: R-R... HT: 6-2; WT: 165... BORN: February 2, 2000, VZ... RESIDES: Carupano, VZ... **HOW OBTAINED:** Signed by Phillies as an amateur free agent, 12/13/17... **SIGNED BY:** William Mota.

**BRITO, DANIEL ALEJANDRO**... INF... B-T: L-R... HT: 6-1; WT: 170... BORN: January 23, 1998, Ciudad Guayana, VZ... RESIDES: Puerto de Ordaz, VZ... **HOW OBTAINED:** Signed by Phillies as an amateur free agent, 7/17/14... **SIGNED BY:** Carlos Salas.

**2017:** Spent entire season with Lakewood (A)... Named Phillies Minor League Player of the Week, 4/6-16... Led all qualifying 2nd basemen in South Atlantic League with a .977 fielding percentage... Hit .327 (32-98) in 24 games during April, including 10 multi-hit contests... Collected a professional-high 4 hits on 7/1 vs Hagerstown... Logged a 10-game hitting streak (.308 AVG, 12-39) from 8/10-23... Tied for team lead in BB... **2016:** Spent entire season with Gulf Coast League Phillies (R)... Named a GCL postseason All-Star... Led all Phillies short-season minor leaguers in AVG and triples... Ranked 2nd in the GCL in runs, T-5th in total bases (80), 6th in hits, T-6th in triples and 10th in AB... Recorded 15 multi-hit games... Batted .438 (7-16) in 4 postseason games... Participated in Florida Instructional League... **2015:** Began professional career with the Dominican Summer League Phillies (R)... Led all Phillies short-season minor leaguers in BB... Participated in FIL... **2014:** Participated in FIL.

YEAR	CLUB	AVG	G	AB	R	H	2B	3B	HR	RBI	SH	SF	HP	BB	SO	SB	CS	OBP	SLG	OPS	E
2015	DSL Phillies	.269	60	212	33	57	10	3	0	19	4	1	5	35	22	8	9	.383	.344	.727	3
2016	GCL Phillies	.284	47	190	35	54	10	5	2	25	1	2	1	21	27	7	2	.355	.421	.776	8
2017	Lakewood	.239	112	447	54	107	15	1	6	32	4	2	5	33	95	12	9	.298	.318	.616	12
<b>Minors Totals</b>		<b>.257</b>	<b>219</b>	<b>849</b>	<b>122</b>	<b>218</b>	<b>35</b>	<b>9</b>	<b>8</b>	<b>76</b>	<b>9</b>	<b>5</b>	<b>11</b>	<b>89</b>	<b>144</b>	<b>27</b>	<b>20</b>	<b>.333</b>	<b>.347</b>	<b>.681</b>	<b>23</b>

**BROGDON, CONNOR MICHAEL**... RHP... B-T: R-R... HT: 6-6; WT: 192... BORN: January 29, 1995, Clovis, CA... RESIDES: Madera, CA... **HOW OBTAINED:** Selected by Phillies in 10th round of June 2017 draft... **SIGNED BY:** Hilton Richardson... **EDUCATION:** Attended Lewis-Clark State College (ID).

**2017:** Began professional career with Williamsport (A)... Among qualifying New York-Penn League relievers, ranked 3rd in lowest OPP AVG and 5th in SO/9.0 IP (11.68)... In 6 games during August, posted a 1.32 ERA (2 ER, 13.2 IP) with 20 SO... Registered multiple strikeouts in 11 of his 16 relief outings, including 4 games with 5 SO... Held opponents to a .125 AVG (2-16) with RISP and 2 outs... Participated in Florida Instructional League.

YEAR	CLUB	W-L	ERA	G	GS	CG	SHO	SV	IP	H	R	ER	HR	HB	BB	SO	WP	BK	AVG
2017	Williamsport	3-1	2.34	16	0	0	0	3	34.2	22	10	9	2	2	18	45	0	0	.177

**BROWN, AARON JOSHUA**... LHP... B-T: L-L... HT: 6-2; WT: 223... BORN: June 20, 1992, West Hills, CA... RESIDES: West Hills... **HOW OBTAINED:** Selected by Phillies in 3rd round of June 2014 draft... **SIGNED BY:** Shane Bowers... **EDUCATION:** Attended Pepperdine University (CA).

**2017:** Opened season as an outfielder with Reading (AA)... Hit .295 (13-44) in 13 home games... Converted to a pitcher during season and was transferred to Gulf Coast League Phillies (R) on 6/15... Made his pro pitching debut on 7/6 vs GCL Pirates... Promoted to Clearwater (A) on 7/27... Recorded at least 1 SO in 8 of his 10 games with Clearwater... Participated in Florida Instructional League and pitched for Glendale in Arizona Fall League... **2016:** Began season with Reading... Batted .304 (21-69), 5 2B, 3B, HR over 22 games in May... Was on the DL, 7/10-8/7 (right wrist sprain); included a rehab assignment with the GCL Phillies... Transferred to Clearwater on 8/8... Reached base safely in 17 of his 20 games (.402 OBP)... Promoted to Reading on 8/28 for remainder of season... Played for Scottsdale in AFL... **2015:** Spent entire season with Clearwater... Was on the DL, 4/29-5/11 (right hip strain)... Finished T-7th in the Florida State League in home runs, 8th in SLG % (.406) and 9th in OPS (.730)...

**BROWN, AARON (continued)**

Phillies Minor League Player of the Week, 8/17-23 (6 G, .455 AVG, HR, 6 R)... Recorded 27 multi-hit games... Played for Glendale in AFL... **2014:** Began pro career with Williamsport (A)... Phillies Minor League Player of the Week, 8/11-17... Hit safely in 34 of 47 games before being promoted to Lakewood (A), 8/14... Had 9 hits in his first 16 AB with Lakewood (.563 AVG)... Following the season, named the 9th-best prospect in Phillies minor league system by *Baseball America*... Participated in FIL.

YEAR	CLUB	W-L	ERA	G	GS	CG	SHO	SV	IP	H	R	ER	HR	HB	BB	SO	WP	BK	AVG
2017	GCL Phillies	0-0	3.38	4	0	0	0	0	5.1	2	3	2	0	0	8	6	1	0	.118
	Clearwater	0-1	5.27	10	0	0	0	0	13.2	17	12	8	1	3	11	14	3	0	.309
<b>Minors Totals</b>		<b>0-1</b>	<b>4.74</b>	<b>14</b>	<b>0</b>	<b>0</b>	<b>0</b>	<b>0</b>	<b>19.0</b>	<b>19</b>	<b>15</b>	<b>10</b>	<b>1</b>	<b>3</b>	<b>19</b>	<b>20</b>	<b>4</b>	<b>0</b>	<b>.264</b>

YEAR	CLUB	AVG	G	AB	R	H	2B	3B	HR	RBI	SH	SF	HP	BB	SO	SB	CS	OBP	SLG	OPS	E
2014	Williamsport	.256	47	180	23	46	7	1	3	16	0	1	6	6	41	8	4	.301	.356	.657	2
	Lakewood	.309	14	55	3	17	6	0	1	5	0	1	2	1	19	0	1	.339	.473	.812	1
2015	Clearwater	.257	110	389	52	100	17	4	11	47	2	3	13	27	88	10	8	.324	.406	.730	2
2016	Reading	.224	74	228	39	51	14	4	3	27	6	1	8	22	63	2	4	.313	.360	.673	4
	GCL Phillies	.273	3	11	0	3	0	0	0	1	0	0	0	2	0	0	0	.273	.273	.546	0
	Clearwater	.304	20	69	9	21	0	0	2	12	0	1	1	11	19	3	0	.402	.391	.793	3
2017	Reading	.222	28	90	6	20	3	0	2	8	0	0	1	1	34	0	1	.239	.322	.561	2
<b>Minors Totals</b>		<b>.252</b>	<b>296</b>	<b>1022</b>	<b>132</b>	<b>258</b>	<b>47</b>	<b>9</b>	<b>22</b>	<b>116</b>	<b>8</b>	<b>7</b>	<b>31</b>	<b>68</b>	<b>266</b>	<b>23</b>	<b>18</b>	<b>.316</b>	<b>.381</b>	<b>.697</b>	<b>14</b>

**BROWN, ANDREW MASON... RHP... B-T:** R-R... **HT:** 6-1; **WT:** 203... **BORN:** October 24, 1997, San Diego, CA... **RESIDES:** Alpine, CA... **HOW OBTAINED:** Selected by Phillies in 13th round of June 2016 draft... **SIGNED BY:** Mike Garcia... **EDUCATION:** 2016 graduate of Granite Hills HS (CA).

**2017:** Spent entire season with Williamsport (A)... Went 4-3 with a 2.85 ERA (17 ER, 53.2 IP) in 10 starts... Held RHH to a .206 AVG (27-131)... Posted a 2.76 ERA (10 ER, 32.2 IP) in his last 6 starts of season... **2016:** Began professional career with Gulf Coast League Phillies (R)... Allowed only 1 ER in 18.1 of his 19.2 IP (0.49 ERA)... 9 of his 11 relief appearances were 2.0 innings or more... Participated in Florida Instructional League.

YEAR	CLUB	W-L	ERA	G	GS	CG	SHO	SV	IP	H	R	ER	HR	HB	BB	SO	WP	BK	AVG
2016	GCL Phillies	0-0	2.75	11	0	0	0	0	19.2	18	7	6	0	1	5	20	2	1	.257
2017	Williamsport	4-4	3.11	13	10	0	0	0	63.2	56	26	22	4	5	19	47	3	1	.236
<b>Minors Totals</b>		<b>4-4</b>	<b>3.02</b>	<b>24</b>	<b>10</b>	<b>0</b>	<b>0</b>	<b>0</b>	<b>83.1</b>	<b>74</b>	<b>33</b>	<b>28</b>	<b>4</b>	<b>6</b>	<b>24</b>	<b>67</b>	<b>5</b>	<b>2</b>	<b>.241</b>

**BROWN, BENJAMIN GERALD (Ben)... RHP... B-T:** R-R... **HT:** 6-6; **WT:** 222... **BORN:** September 9, 1999, East Setauket, NY... **RESIDES:** East Setauket... **HOW OBTAINED:** Selected by Phillies in 33rd round of June 2017 draft... **SIGNED BY:** Alex Agostino... **EDUCATION:** Attended Ward Melville HS (NY).

**2017:** Made his professional debut with Gulf Coast League Phillies (R)... 8 of his 10 relief outings were scoreless... Did not surrender a run in 4 road games (7.0 IP)... Participated in Florida Instructional League.

YEAR	CLUB	W-L	ERA	G	GS	CG	SHO	SV	IP	H	R	ER	HR	HB	BB	SO	WP	BK	AVG
2017	GCL Phillies	0-0	2.57	10	0	0	0	0	14.0	14	4	4	0	1	6	10	1	0	.269

**BROWN, CASEY M... LHP... B-T:** R-L... **HT:** 6-1; **WT:** 200... **BORN:** April 27, 1993, Woodbury, NJ... **RESIDES:** Wenonah, NJ... **HOW OBTAINED:** Signed by Phillies as a minor league free agent, 10/6/16... **SIGNED BY:** Rowland George... **EDUCATION:** Attended Central Connecticut State University.

**2017:** Spent entire season with Lakewood (A)... Posted a 1.96 ERA (5 ER, 23.0 IP) in 12 home games... Allowed 1 ER in 11.2 IP (0.77 ERA) in 9 games from 5/31-7/5... Logged 2.0 or more innings in 14 of his 22 relief appearances... **2016:** Pitched for Normal in the independent Frontier League.

YEAR	CLUB	W-L	ERA	G	GS	CG	SHO	SV	IP	H	R	ER	HR	HB	BB	SO	WP	BK	AVG
2016	Normal (Ind.)	1-0	3.86	16	0	0	0	1	21.0	24	9	9	0	1	11	18	2	0	---
2017	Lakewood	2-2	2.95	22	0	0	0	0	42.2	41	21	14	2	1	25	2	0	.247	
<b>Minors Totals</b>		<b>2-2</b>	<b>2.95</b>	<b>22</b>	<b>0</b>	<b>0</b>	<b>0</b>	<b>0</b>	<b>42.2</b>	<b>41</b>	<b>21</b>	<b>14</b>	<b>2</b>	<b>1</b>	<b>11</b>	<b>25</b>	<b>2</b>	<b>0</b>	<b>.247</b>

**BUHNER, GUNNAR... INF... B-T:** R-R... **HT:** 6-2; **WT:** 196... **BORN:** May 11, 1995, Issaquah, WA... **RESIDES:** Issaquah... **HOW OBTAINED:** Signed by Phillies as a non-drafted free agent, 6/26/17... **SIGNED BY:** Hilton Richardson... **EDUCATION:** Attended Lewis-Clark State College (ID).

**2017:** Made his professional debut with Gulf Coast League Phillies (R)... Appeared in games defensively at 2nd base, 3rd base and SS.

YEAR	CLUB	AVG	G	AB	R	H	2B	3B	HR	RBI	SH	SF	HP	BB	SO	SB	CS	OBP	SLG	OPS	E
2017	GCL Phillies	.122	24	49	6	6	2	0	0	3	0	0	2	5	15	2	0	.232	.163	.395	1

SCOUTING & PLAYER DEV.

**CABRERA, ISMAEL...** RHP... B-T: R-R... HT: 6-1; WT: 229... BORN: June 19, 1994, Peravia, DR... RESIDES: Peravia... HOW OBTAINED: Signed by Phillies as an amateur free agent, 4/14/14... SIGNED BY: Carlos Salas.

**2017:** Spent entire season with Lakewood (A)... Posted a 0.64 ERA (1 ER, 14.0 IP) with 16 SO in his first 8 games of season, 4/6-5/8... Went 4-3 with a 2.10 ERA (6 ER, 25.2 IP) in 14 home games... Pitched at least 2.0 innings in 20 of his 33 relief appearances... **2016:** Began season with Gulf Coast League Phillies (R)... Promoted to Clearwater (A) on 7/6 and transferred back to GCL Phillies on 7/8... Promoted to Lakewood on 7/13 for remainder of season... Averaged 10.23 SO/9.0 IP... **2015:** Began season with GCL Phillies... Posted a 1.00 WHIP and held opponents to a .194 AVG... Promoted to Williamsport (A) on 8/30... Participated in Florida Instructional League... **2014:** Began pro career with Dominican Summer League Phillies (R)... Did not allow an ER over his final 16.1 innings, lowering his ERA from 4.21 to 2.57 at season's end... Participated in FIL.

YEAR	CLUB	W-L	ERA	G	GS	CG	SHO	SV	IP	H	R	ER	HR	HB	BB	SO	WP	BK	AVG
2014	DSL Phillies	2-2	2.57	11	8	0	0	0	42.0	29	15	12	2	2	20	46	4	0	.201
2015	GCL Phillies	2-2	0.56	13	2	0	0	3	16.0	12	5	1	1	1	4	19	2	0	.194
	Williamsport	0-0	0.00	3	0	0	0	0	3.0	3	0	0	0	0	1	4	0	0	.250
2016	GCL Phillies	0-1	2.25	3	0	0	0	0	4.0	4	4	1	0	1	0	2	0	1	.250
	Clearwater	0-0	18.00	1	0	0	0	0	2.0	4	4	1	0	1	4	1	0	1	.333
	Lakewood	2-1	4.09	15	0	0	0	3	22.0	18	12	10	2	1	10	25	2	0	.217
2017	Lakewood	8-5	3.63	33	0	0	0	2	57.0	50	25	23	6	6	19	57	6	0	.242
<b>Minors Totals</b>		<b>14-11</b>	<b>3.14</b>	<b>79</b>	<b>10</b>	<b>0</b>	<b>0</b>	<b>8</b>	<b>146.0</b>	<b>120</b>	<b>65</b>	<b>51</b>	<b>12</b>	<b>11</b>	<b>55</b>	<b>157</b>	<b>15</b>	<b>1</b>	<b>.224</b>

**CANDELO, LUIS ÁNGEL...** RHP... B-T: R-R... HT: 5-11; WT: 190... BORN: June 27, 1997, Carabobo, VZ... RESIDES: Valencia, VZ... HOW OBTAINED: Signed by Phillies as an amateur free agent, 9/12/17... SIGNED BY: William Mota.

**CANELO, MALQUIN...** SS... B-T: R-R... HT: 5-10; WT: 163... BORN: September 5, 1994, San Cristóbal, DR... RESIDES: San Cristóbal... HOW OBTAINED: Signed by Phillies as an amateur free agent, 4/29/12... SIGNED BY: Koby Pérez.

**2017:** Spent entire season with Reading (AA)... Drew 12 BB over 14 games in April (.414 OBP)... Collected 3 hits, including a HR, and had 2 SB on 8/28 vs New Hampshire... Hit .409 (9-22) in the 1st inning of games... Started all 112 of his games at SS... **2016:** Spent entire season with Clearwater (A)... Led team in triples... Recorded 4 straight multi-hit games, 8/1-5, and had multiple hits in 5 of 6 games, 8/1-8... Batted .304 (35-115) with RISP... **2015:** Led all Phillies minor leaguers with 512 AB... Began season with Lakewood (A)... Phillies Minor League Player of the Week, 4/20-26 (7 G, .462 AVG, 5 multi-hit games)... Named a South Atlantic League midseason All-Star (2-3, BB, R for North team)... SAL Player of the Week, 6/8-14... Batted .347 in June and was promoted to Clearwater on 6/25... **2014:** Shuttled between Clearwater and Williamsport (A) before being transferred to Lakewood on 6/18 for remainder of season... Was on DL, 6/22-29 (right groin strain)... **2013:** Began season with Gulf Coast League Phillies (R)... Appeared in 4 games before being promoted to Williamsport, 6/26... Hit .345 (19-55) after the All-Star break... Hit his first professional HR, 9/1 vs Jamestown... Participated in Florida Instructional League... **2012:** Began pro career with Dominican Summer League Phillies (R).

YEAR	CLUB	AVG	G	AB	R	H	2B	3B	HR	RBI	SH	SF	HP	BB	SO	SB	CS	OBP	SLG	OPS	E
2012	DSL Phillies	.167	54	162	23	27	5	2	0	9	6	2	4	15	50	9	4	.251	.222	.473	22
2013	GCL Phillies	.235	4	17	1	4	1	0	0	2	0	0	0	1	0	1	.235	.294	.529	0	
	Williamsport	.220	57	182	22	40	9	1	1	13	2	4	3	17	47	10	2	.291	.297	.588	15
2014	Clearwater	.208	16	48	2	10	3	0	0	3	1	0	1	3	12	1	1	.269	.271	.540	5
	Williamsport	.154	4	13	1	2	0	0	0	1	0	0	1	4	0	0	.214	.154	.368	0	
	Lakewood	.270	45	152	19	41	8	1	1	18	1	2	1	11	31	4	1	.319	.355	.674	8
2015	Lakewood	.311	63	264	48	82	22	2	5	23	1	0	1	21	39	10	2	.364	.466	.830	15
	Clearwater	.250	63	248	24	62	7	1	3	24	2	4	2	16	53	7	6	.296	.323	.619	10
2016	Clearwater	.246	124	451	53	111	16	5	4	49	4	6	3	30	95	13	8	.294	.330	.624	27
2017	Reading	.226	112	389	50	88	22	2	6	34	1	3	1	42	113	12	5	.301	.339	.640	23
<b>Minors Totals</b>		<b>.242</b>	<b>542</b>	<b>1926</b>	<b>243</b>	<b>467</b>	<b>93</b>	<b>14</b>	<b>20</b>	<b>176</b>	<b>18</b>	<b>21</b>	<b>16</b>	<b>156</b>	<b>445</b>	<b>66</b>	<b>30</b>	<b>.302</b>	<b>.336</b>	<b>.638</b>	<b>125</b>

**CANIZALES, ANTONIO RODOLFO...** RHP... B-T: R-R... HT: 6-1; WT: 160... BORN: January 24, 1998, Panama City, Panama... RESIDES: Panama City... HOW OBTAINED: Signed by Phillies as an amateur free agent, 4/25/16... SIGNED BY: Norman Anciani.

**2017:** Spent entire season with Dominican Summer League Phillies-Red (R)... Tossed first professional complete game (6.0 IP) on 8/5 at DSL Angels... Posted a 0.93 ERA (4 ER, 38.2 IP) in 8 home games (7 GS)... Held RHH to a .214 AVG (36-168)... **2016:** Began pro career with DSL Phillies-2.

YEAR	CLUB	W-L	ERA	G	GS	CG	SHO	SV	IP	H	R	ER	HR	HB	BB	SO	WP	BK	AVG
2016	DSL Phillies-2	0-0	2.00	7	0	0	0	0	9.0	7	3	2	0	2	2	11	1	0	.219
2017	DSL Phillies-R	3-5	2.89	14	13	#1	0	0	65.1	53	29	21	1	1	21	48	9	0	.220
<b>Minors Totals</b>		<b>3-5</b>	<b>2.78</b>	<b>21</b>	<b>13</b>	<b>1</b>	<b>0</b>	<b>0</b>	<b>74.1</b>	<b>60</b>	<b>32</b>	<b>23</b>	<b>1</b>	<b>3</b>	<b>23</b>	<b>59</b>	<b>10</b>	<b>0</b>	<b>.220</b>

# Tied for league lead

**CARRASCO, LUIS ALBERTO**... RHP... B-T: R-R... HT: 6-3; WT: 181... **BORN:** September 11, 1994, Puerto Ordaz, VZ... **RESIDES:** San Félix, VZ... **HOW OBTAINED:** Signed by Phillies as an amateur free agent, 10/31/13... **SIGNED BY:** Carlos Salas.

**2017:** Began season with Williamsport (A)... Struck out 9 over 6.0 innings on 7/24 vs Auburn... Held RHH to a .138 AVG (9-65)... Held opponents to a .118 AVG (4-34) with RISP... Promoted to Lakewood (A) on 8/9... Transferred to Williamsport, 8/24, and promoted to Lakewood on 8/29 for remainder of season... Participated in Florida Instructional League... **2016:** Spent entire season with Gulf Coast League Phillies (R)... Tied for GCL lead in wins and ranked 7th in strikeouts... Earned the win in each of his final 4 outings... Extended his streak of consecutive innings without allowing a HR to 83.2 IP at season's end (began 7/13/14)... Participated in FIL... **2015:** Spent second season with Venezuelan Summer League Phillies (R)... Participated in FIL... **2014:** Began pro career with VSL Phillies.

YEAR	CLUB	W-L	ERA	G	GS	CG	SHO	SV	IP	H	R	ER	HR	HB	BB	SO	WP	BK	AVG
2014	VSL Phillies	1-5	3.67	13	13	0	0	0	49.0	41	28	20	1	6	31	32	12	7	.228
2015	VSL Phillies	2-2	3.28	9	4	0	0	0	24.2	23	14	9	0	3	10	18	6	1	.237
2016	GCL Phillies	#7-2	2.18	11	5	0	0	0	41.1	35	18	10	0	2	14	50	7	#3	.230
2017	Williamsport	2-0	2.61	6	6	0	0	0	31.0	23	13	9	1	2	14	20	5	0	.198
	Lakewood	1-3	4.43	4	4	0	0	0	20.1	21	11	10	2	1	10	11	3	0	.280
<b>Minors Totals</b>		<b>13-12</b>	<b>3.14</b>	<b>43</b>	<b>32</b>	<b>0</b>	<b>0</b>	<b>0</b>	<b>166.1</b>	<b>143</b>	<b>84</b>	<b>58</b>	<b>4</b>	<b>14</b>	<b>79</b>	<b>131</b>	<b>33</b>	<b>11</b>	<b>.231</b>

# Tied for league lead

**CARVAJAL, RAFAEL RICARDO**... RHP... B-T: R-R... HT: 6-0; WT: 160... **BORN:** November 13, 1996, Banica, DR... **RESIDES:** Banica... **HOW OBTAINED:** Signed by Phillies as an amateur free agent, 7/2/16... **SIGNED BY:** Carlos Salas.

**2017:** Spent entire season with Gulf Coast League Phillies (R)... Tossed 2.0 or more innings in 10 of his 14 relief appearances... Earned his first professional save, 6/27 at GCL Yankees West... Held opponents to a .118 AVG (2-17) with RISP and 2 outs... **2016:** Began pro career with Dominican Summer League Phillies-2... His 0.65 WHIP was the lowest among any Phillies minor leaguer with at least 30.0 IP... Allowed 1 ER or none and 4 or fewer hits in all 5 of his starts... Had a 15.2-inning scoreless streak, 7/21-8/8... Participated in Florida Instructional League.

YEAR	CLUB	W-L	ERA	G	GS	CG	SHO	SV	IP	H	R	ER	HR	HB	BB	SO	WP	BK	AVG
2016	DSL Phillies-2	2-0	0.84	8	5	0	0	0	32.1	17	5	3	0	1	4	22	2	1	.157
2017	GCL Phillies	2-2	2.55	14	0	0	0	1	24.2	26	10	7	0	1	4	19	3	0	.255
<b>Minors Totals</b>		<b>4-2</b>	<b>1.58</b>	<b>22</b>	<b>5</b>	<b>0</b>	<b>0</b>	<b>1</b>	<b>57.0</b>	<b>43</b>	<b>15</b>	<b>10</b>	<b>0</b>	<b>2</b>	<b>8</b>	<b>41</b>	<b>5</b>	<b>1</b>	<b>.205</b>

**CASIMIRO, RANFI DE JESÚS**... RHP... B-T: R-R... HT: 6-8; WT: 242... **BORN:** July 16, 1992, Villa González, DR... **RESIDES:** Villa González... **HOW OBTAINED:** Signed by Phillies as an amateur free agent, 6/24/11... **SIGNED BY:** Koby Pérez.

**2017:** Opened season with Clearwater (A)... Posted a 1.10 ERA (4 ER, 32.2 IP) in 15 of his 17 games (9 ER, 4.1 IP in other 2)... Held RHH to a .188 AVG (16-85) and opponents hit .161 (5-31) with RISP against him... Promoted to Reading (AA), 6/2, and transferred to Clearwater on 6/6... Promoted to Reading on 6/22 for remainder of season... Held LHH to a .206 AVG (13-63)... **2016:** Spent entire season with Clearwater... Posted a 2.77 ERA (8 ER, 26.0 IP) over his first 5 starts... Was on the DL, 7/26-8/3 (right shin contusion)... **2015:** Spent entire season with Lakewood (A)... Finished T-1st in South Atlantic League in SHO, T-3rd in CG, 6th in WHIP (1.15), 9th in ERA and 10th in IP... Allowed 3 ER or fewer in 18 of his 23 starts... Tossed back-to-back complete games, 5/15 at Kannapolis and 5/22 vs Greensboro... **2014:** Spent entire season with Lakewood... T-2nd in SAL in SHO, T-4th in CG and T-7th in starts... Pitched his first professional shutout, 8/14 vs Hagerstown (6.0 IP, 2 H)... **2013:** Spent entire season with Gulf Coast League Phillies (R)... Participated in Florida Instructional League... **2012:** Spent entire season with GCL Phillies... Posted a 2.83 ERA (9 ER, 28.2 IP) in 7 starts... **2011:** Began pro career with Dominican Summer League Phillies (R)... Held RHH to a .119 AVG (8-67).

YEAR	CLUB	W-L	ERA	G	GS	CG	SHO	SV	IP	H	R	ER	HR	HB	BB	SO	WP	BK	AVG
2011	DSL Phillies	2-2	3.21	8	6	0	0	0	28.0	16	12	10	3	4	17	26	3	0	.157
2012	GCL Phillies	3-2	3.49	10	7	0	0	0	38.2	36	20	15	1	5	14	28	7	1	.252
2013	GCL Phillies	2-6	5.21	11	11	0	0	0	48.1	66	35	28	0	4	15	30	6	0	.324
2014	Lakewood	5-9	4.92	25	25	1	1	0	122.2	128	84	67	12	4	65	92	16	0	.263
2015	Lakewood	9-7	3.35	23	23	2	#1	0	137.0	127	56	51	8	8	30	91	7	1	.244
2016	Clearwater	8-9	5.33	24	18	0	0	0	98.0	109	67	58	5	5	31	77	13	1	.280
2017	Clearwater	2-2	3.16	17	0	0	0	1	37.0	27	17	13	4	2	10	33	1	0	.201
	Reading	1-5	3.57	20	4	0	0	1	45.1	43	22	18	5	0	12	31	5	0	.251
<b>Minors Totals</b>		<b>32-42</b>	<b>4.22</b>	<b>138</b>	<b>94</b>	<b>3</b>	<b>2</b>	<b>2</b>	<b>555.0</b>	<b>552</b>	<b>313</b>	<b>260</b>	<b>38</b>	<b>32</b>	<b>194</b>	<b>408</b>	<b>58</b>	<b>3</b>	<b>.257</b>

# Tied for league lead



**CLEAVINGER, GARRETT J**... LHP... B-T: R-L... HT: 6-1; WT: 215... BORN: April 23, 1994, Lawrence, KS... RESIDES: Baldwin City, KS... HOW OBTAINED: Acquired from BAL with OF Hyun Soo Kim and international amateur signing bonus pool space in exchange for RHP Jeremy Hellickson and cash considerations on 7/29/17; originally selected by BAL in 3rd round of June 2015 draft... SIGNED BY: Brandon Verley... EDUCATION: Attended University of Oregon.

2017: Began season with Bowie (AA)... Posted a 2.45 ERA (3 ER, 11.0 IP) with 13 SO over 6 games in April... Appeared in his first game with Reading (AA) on 8/2 following trade on 7/29... Registered at least 1 SO in 10 of his 11 games with Reading... Pitched for Glendale in Arizona Fall League... 2016: Began season with Delmarva (A)... Named Orioles Minor League Pitcher of the Month for April, after he went 3-0 with a 1.84 ERA (3 ER, 14.2 IP) and 21 strikeouts in 6 games... Named a South Atlantic League midseason All-Star... Promoted to Frederick (A) on 6/23... Allowed 1 of 9 inherited runners to score with Frederick... 2015: Made his professional debut with Aberdeen (A)... Earned his first professional win on 7/20 (G2) at Tri-City... Began season with a 16.0-inning scoreless streak (12 G) from 7/5-8/13... Held LHH to a .133 AVG (4-30) and RHH to a .182 AVG (10-55).

YEAR	CLUB	W-L	ERA	G	GS	CG	SHO	SV	IP	H	R	ER	HR	HB	BB	SO	WP	BK	AVG
2015	Aberdeen	6-1	2.16	19	0	0	0	1	25.0	14	8	6	2	2	18	32	2	1	.165
2016	Delmarva	5-0	1.38	17	0	0	0	4	39.0	25	8	6	3	1	11	53	3	0	.185
	Frederick	2-3	4.82	20	0	0	0	0	37.1	35	21	20	2	3	23	49	5	0	.255
2017	Bowie	2-4	6.28	27	0	0	0	3	38.2	38	29	27	4	4	23	42	3	0	.245
	Reading	0-1	5.28	11	0	0	0	1	15.1	19	13	9	1	1	9	17	3	0	.317
<b>Minors Totals</b>		<b>15-9</b>	<b>3.94</b>	<b>94</b>	<b>0</b>	<b>0</b>	<b>0</b>	<b>9</b>	<b>155.1</b>	<b>131</b>	<b>79</b>	<b>68</b>	<b>12</b>	<b>11</b>	<b>84</b>	<b>193</b>	<b>16</b>	<b>1</b>	<b>.229</b>

**CONOPOIMA, JOSÉ DE JESÚS**... RHP... B-T: R-R... HT: 6-0; WT: 157... BORN: March 1, 2000, Aragua de Barcelona, VZ... RESIDES: Aragua de Barcelona... HOW OBTAINED: Signed by Phillies as an amateur free agent, 3/10/17... SIGNED BY: Rafael Alvarez.

2017: Made professional debut with Dominican Summer League Phillies-Red (R)... Earned first pro win, 7/17, and first save on 8/15... Posted a 1.23 ERA (2 ER, 14.2 IP) in 9 games as a reliever... Held LHH to a .143 AVG (5-35)... Participated in Florida Instructional League.

YEAR	CLUB	W-L	ERA	G	GS	CG	SHO	SV	IP	H	R	ER	HR	HB	BB	SO	WP	BK	AVG
2017	DSL Phillies-R	1-1	2.04	14	5	0	0	1	35.1	26	13	8	0	4	13	24	3	1	.206

**COPPOLA, ZACHARY LEE (Zack)**... OF... B-T: L-R... HT: 5-10; WT: 158... BORN: May 9, 1994, Des Moines, IA... RESIDES: Windsor Heights, IA... HOW OBTAINED: Selected by Phillies in 13th round of June 2015 draft... SIGNED BY: Brian Kohlscheen... EDUCATION: Attended South Dakota State University.

2017: Selected as a Florida State League midseason All-Star... Named Phillies Minor League Defender of the Month for May... Finished 2nd in Eastern League with 29 SB and led all Phillies minor league players with 39 SB... Began season with Clearwater (A)... Hit .392 (47-120) against RHP... Batted .392 (38-97) with an .876 OPS in 26 games during May... Logged 17 multi-hit games... Promoted to Reading (AA) on 6/2 for remainder of season... Hit safely in 24 of 26 games from 7/15-8/12 (G1)... Played all 3 outfield positions for Clearwater and Reading... 2016: Began season with Lakewood (A)... Hit safely in 11 straight games, 4/14-6/16... Was on the DL, 4/23-6/12 (left hamstring strain)... Named Phillies Minor League Player of the Week, 7/25-31... Recorded 22 multi-hit games (8 games of 3+ hits)... Batted .373 (19-51) with RISP... Promoted to Clearwater on 8/4... Reached base safely in 22 of 24 games... 2015: Began pro career with Williamsport (A)... Selected as a New York-Penn League All-Star... Hit above .300 for his first 43 games... T-5th in NYPL in SB... Participated in Florida Instructional League.

YEAR	CLUB	AVG	G	AB	R	H	2B	3B	HR	RBI	SH	SF	HP	BB	SO	SB	CS	OBP	SLG	OPS	E
2015	Williamsport	.271	58	225	32	61	3	0	0	15	7	1	0	28	40	19	*11	.350	.284	.634	1
2016	Lakewood	.324	52	213	43	69	8	1	0	17	1	2	27	30	11	4		.403	.371	.774	1
	Clearwater	.293	24	92	15	27	3	0	0	9	2	0	3	10	11	6		.381	.326	.707	0
2017	Clearwater	.350	45	160	23	56	5	1	1	12	4	1	1	17	26	10	6	.413	.413	.826	1
	Reading	.252	85	325	46	82	9	1	0	24	5	3	1	38	61	29	9	.330	.286	.616	2
<b>Minors Totals</b>		<b>.291</b>	<b>264</b>	<b>1015</b>	<b>159</b>	<b>295</b>	<b>28</b>	<b>3</b>	<b>1</b>	<b>77</b>	<b>19</b>	<b>6</b>	<b>7</b>	<b>120</b>	<b>168</b>	<b>75</b>	<b>33</b>	<b>.368</b>	<b>.327</b>	<b>.695</b>	<b>5</b>

\* League leader

**CRUZ, CRÍSTOFER MÁXIMO**... RHP... B-T: R-R... HT: 6-0; WT: 155... BORN: April 5, 1999, El Valle, DR... RESIDES: Sabana de la Mar, DR... HOW OBTAINED: Signed by Phillies as an amateur free agent, 7/3/17... SIGNED BY: Bernardo Pérez.

**CUMANÁ, GRENNY RAFAEL**... INF... B-T: S-R... HT: 5-5; WT: 175... BORN: November 10, 1995, Bolívar, VZ... RESIDES: Puerto La Cruz, VZ... HOW OBTAINED: Signed by Phillies as an amateur free agent, 3/10/13... SIGNED BY: Ebert Velásquez.

2017: Spent entire season with Clearwater (A)... Led the club in SB... Hit .310 (26-84) against LHP... Entered the All-Star break with a .304 AVG (45-148)... Collected a season-high 4 hits on 6/15 vs Lakeland... Logged 2 multi-SB games (5/6 and 7/28)... Made 65 starts at 2nd base and 19 starts at SS... 2016: Spent entire season with Lakewood (A)... Was the most difficult batter to strike out in the South Atlantic League (1 SO every 12.70 AB)... Finished 7th in the SAL in AVG... Hit safely in 11 straight games, 7/23-8/4, and 10 straight, 8/23-end of season... Named Phillies Minor League Player of the Week, 8/22-28... Batted .307 (83-270) from 6/1 through end of season (71 G)... Recorded four 4-hit games... 2015: Began season with Lakewood... Transferred to Williamsport (A) on 6/19... Averaged 26.5 AB between strikeouts... Batted .323 vs LHP... 2014: Spent entire season with Gulf Coast League Phillies (R)... Participated in Florida Instructional League... 2013: Began pro career with Venezuelan Summer League Phillies (R)... T-4th in VSL in triples... Batted .429 (21-49) over his final 14 games... Participated in FIL.

**CUMANÁ (continued)**

YEAR	CLUB	AVG	G	AB	R	H	2B	3B	HR	RBI	SH	SF	HP	BB	SO	SB	CS	OBP	SLG	OPS	E
2013	VSL Phillies	.293	62	188	36	55	13	4	0	22	4	0	10	17	21	7	4	.381	.404	.785	18
2014	GCL Phillies	.248	33	113	15	28	8	1	1	10	1	2	3	7	10	6	1	.304	.363	.667	11
2015	Lakewood	.203	58	197	14	40	6	0	0	11	2	2	1	10	25	11	0	.243	.234	.477	14
	Williamsport	.226	32	106	15	24	4	0	0	10	1	1	3	8	4	3	4	.297	.264	.561	10
2016	Lakewood	.291	96	347	55	101	22	0	1	27	3	2	13	16	30	17	7	.344	.363	.707	15
2017	Clearwater	.243	88	301	28	73	9	0	2	22	8	1	5	12	41	16	10	.282	.292	.574	13
<b>Minors Totals</b>		<b>.256</b>	<b>369</b>	<b>1252</b>	<b>163</b>	<b>321</b>	<b>62</b>	<b>5</b>	<b>4</b>	<b>102</b>	<b>19</b>	<b>8</b>	<b>35</b>	<b>70</b>	<b>131</b>	<b>60</b>	<b>26</b>	<b>.312</b>	<b>.323</b>	<b>.636</b>	<b>81</b>

**CUMMINGS, BAILEY REID**... RHP... B-T: R-R... HT: 6-3; WT: 202... BORN: December 20, 1997, Webster, TX... RESIDES: Pearland, TX... HOW OBTAINED: Selected by Phillies in 29th round of June 2017 draft... SIGNED BY: Will Brunson... EDUCATION: Attended San Jacinto JC North (TX).

2017: Made professional debut with Gulf Coast League Phillies (R).

YEAR	CLUB	W-L	ERA	G	GS	CG	SHO	SV	IP	H	R	ER	HR	HB	BB	SO	WP	BK	AVG
2017	GCL Phillies	0-0	10.13	3	0	0	0	0	2.2	3	3	3	0	2	5	3	1	0	.273

**DAVIS, AUSTIN RICHARD**... LHP... B-T: L-L... HT: 6-4; WT: 224... BORN: February 3, 1993, Scottsdale, AZ... RESIDES: Scottsdale... HOW OBTAINED: Selected by Phillies in 12th round of June 2014 draft... SIGNED BY: Shane Bowers... EDUCATION: Attended California State University, Bakersfield.

2017: Began season with Clearwater (A)... Averaged 11.68 SO/9.0 IP... Held opponents to a .136 AVG (3-22) with RISP... Promoted to Reading (AA) on 5/15... Was on the DL from 8/25-end of season (left elbow strain)... Posted a 0.79 ERA (1 ER, 11.1 IP) over 7 games in May... Struck out 6 over 3.0 scoreless IP on 6/15 at Bowie... Held opponents to a .192 AVG (10-52) with RISP... 2016: Began season on DL with a lumbar spine disc injury... Activated on 7/3 and assigned to Lakewood (A) following a rehab assignment with Gulf Coast League Phillies (R) and Clearwater... Allowed an unearned run in his first IP, then amassed a 12.0-inning scoreless streak, 7/10-8/6... Surrendered only 6 hits in 46 AB (.130 AVG)... Promoted to Clearwater, 8/7, for remainder of season... Combined (including rehab), allowed only 2 XBH (2 2B) in 32.1 IP... 2015: Spent entire season with Lakewood... Posted a 2.58 ERA (11 ER, 38.1 IP) in 22 games as a reliever compared to a 4.55 ERA (29 ER, 57.1 IP) in 11 starts... Opponents hit .224 against him... 2014: Began pro career with GCL Phillies... Posted a 0.41 ERA (1 ER, 22.0 IP) over his final 8 appearances... Did not allow an ER in 8 home games (17.0 IP)... Participated in Florida Instructional League.

YEAR	CLUB	W-L	ERA	G	GS	CG	SHO	SV	IP	H	R	ER	HR	HB	BB	SO	WP	BK	AVG
2014	GCL Phillies	1-1	2.59	14	1	0	0	3	31.1	33	14	9	0	1	7	27	1	1	.280
2015	Lakewood	5-6	3.76	33	11	1	0	0	95.2	79	43	40	7	4	44	81	8	2	.224
2016	GCL Phillies	0-0	0.00	2	0	0	0	0	4.0	4	0	0	0	1	2	4	0	0	.286
	Clearwater	0-1	5.28	11	1	0	0	1	15.1	16	10	9	0	0	4	18	4	0	.267
	Lakewood	1-0	0.00	7	0	0	0	1	13.0	6	2	0	0	0	2	17	1	0	.130
2017	Clearwater	2-0	2.01	10	0	0	0	1	22.1	19	5	5	1	0	3	29	2	2	.226
	Reading	4-2	2.87	32	0	0	0	1	47.0	45	17	15	3	1	20	46	5	0	.257
<b>Minors Totals</b>		<b>13-10</b>	<b>3.07</b>	<b>109</b>	<b>13</b>	<b>1</b>	<b>0</b>	<b>7</b>	<b>228.2</b>	<b>202</b>	<b>91</b>	<b>78</b>	<b>11</b>	<b>7</b>	<b>82</b>	<b>222</b>	<b>21</b>	<b>5</b>	<b>.238</b>

**DE LA CRUZ, CARLOS**... OF... B-T: R-R... HT: 6-8; WT: 217... BORN: October 6, 1999, Bronx, NY... RESIDES: Yonkers, NY... HOW OBTAINED: Signed by Phillies as an amateur free agent, 8/23/17... SIGNED BY: Alex Agostino.

2017: Participated in Florida Instructional League.

**DE LA CRUZ, JONÁS**... RHP... B-T: R-R... HT: 6-3; WT: 175... BORN: January 1, 1998, Santo Domingo, DR... RESIDES: Santo Domingo... HOW OBTAINED: Signed by Phillies as an amateur free agent, 9/19/16... SIGNED BY: Carlos Salas.

2017: Began professional career with Dominican Summer League Phillies-White (R)... Earned first pro win, 6/17 vs DSL Rojas... Surrendered just 1 hit over 6.0 scoreless IP on 6/29 at DSL Tigers... Went 2-2 with a 2.05 ERA (5 ER, 22.0 IP) over 5 starts in June... Participated in Florida Instructional League.

YEAR	CLUB	W-L	ERA	G	GS	CG	SHO	SV	IP	H	R	ER	HR	HB	BB	SO	WP	BK	AVG
2017	DSL Phillies-W	5-6	3.71	15	14	0	0	0	63.0	60	31	26	4	2	33	60	9	0	.260

**DE LA ROSA, MÁXIMO JUNIOR**... 1B/OF... B-T: R-R... HT: 6-2; WT: 205... BORN: September 15, 1999, Santo Domingo Norte, DR... RESIDES: Santo Domingo... HOW OBTAINED: Signed by Phillies as an amateur free agent, 7/8/16... SIGNED BY: Carlos Salas.

2017: Began professional career with Dominican Summer League Phillies-Red (R)... Slugged first pro HR, 6/14 vs DSL Cardinals... Batted .358 (19-53) with a .970 OPS in 17 games during June... Made starts at 1st base (23), LF (1) and RF (11).

YEAR	CLUB	AVG	G	AB	R	H	2B	3B	HR	RBI	SH	SF	HP	BB	SO	SB	CS	OBP	SLG	OPS	E
2017	DSL Phillies-R	.237	45	139	15	33	13	0	1	13	0	3	0	9	30	3	4	.278	.353	.631	6

SCOUTING & PLAYER DEV.

**DeNATO, JOSEPH (Joey)**... LHP... B-T: L-L... HT: 5-10; WT: 175... BORN: March 17, 1992, San Diego, CA... RESIDES: San Diego... HOW OBTAINED: Selected by Phillies in 19th round of June 2014 draft... SIGNED BY: David Seifert... EDUCATION: 2014 graduate of Indiana University.

**2017:** Began season with Reading (AA)... Held LHH to a .154 AVG (6-39) and opponents batted .063 (2-32) against him with RISP... Logged a 14.0-inning scoreless streak across parts of 9 games from 5/7-6/9... Promoted to Lehigh Valley (AAA) on 6/22 and transferred to Reading, 6/26... Promoted to Lehigh Valley, 7/25, for remainder of season... **2016:** Began season with Clearwater (A)... Posted a 2.13 ERA (6 ER, 25.1 IP) from 5/1-7/2... Promoted to Reading, 8/20, through remainder of season... **2015:** Spent majority of season with Lakewood (A)... Selected as a South Atlantic League midseason All-Star... Allowed the fewest base runners/9.0 IP in the league (8.13)... Surrendered 1 ER in 31.2 IP from 6/28-8/28 (0.28 ERA)... Led the team and T-4th in the SAL in games... Promoted to Lehigh Valley on 8/29 for remainder of season... **2014:** Began season with Williamsport (A)... Averaged 11.91 SO/9.0 IP (15 SO, 11.1 IP) over 8 appearances... Promoted to Lakewood, 7/10... Posted a 0.90 ERA (2 ER, 20.0 IP) over his first 11 appearances.

YEAR	CLUB	W-L	ERA	G	GS	CG	SHO	SV	IP	H	R	ER	HR	HB	BB	SO	WP	BK	AVG
2014	Williamsport	2-0	3.18	8	0	0	0	0	11.1	9	4	4	0	1	6	15	1	0	.225
	Lakewood	2-1	1.38	15	0	0	0	2	26.0	24	7	4	1	0	10	24	0	0	.261
2015	Lakewood	2-3	1.24	43	0	0	0	10	65.1	41	11	9	1	0	18	64	4	0	.188
	Lehigh Valley	0-0	7.71	3	0	0	0	0	4.2	6	4	4	1	0	3	4	1	0	.316
2016	Clearwater	0-0	4.97	33	0	0	0	1	50.2	52	30	28	3	3	24	50	0	0	.278
	Reading	0-0	3.00	6	0	0	0	0	6.0	2	3	2	0	1	6	7	0	0	.105
2017	Reading	5-1	1.09	22	0	0	0	0	33.0	27	4	4	0	1	22	24	2	2	.233
	Lehigh Valley	1-1	5.50	11	3	0	0	0	18.0	18	13	11	3	1	10	9	0	0	.261
<b>Minors Totals</b>		<b>12-6</b>	<b>2.76</b>	<b>141</b>	<b>3</b>	<b>0</b>	<b>0</b>	<b>13</b>	<b>215.0</b>	<b>179</b>	<b>76</b>	<b>66</b>	<b>9</b>	<b>7</b>	<b>99</b>	<b>197</b>	<b>8</b>	<b>2</b>	<b>.236</b>

**DOHY, KYLE KENT**... LHP... B-T: L-L... HT: 6-2; WT: 188... BORN: September 17, 1996, Arcadia, CA... RESIDES: Covina, CA... HOW OBTAINED: Selected by Phillies in 16th round of June 2017 draft... SIGNED BY: Demerius Pittman... EDUCATION: Attended Citrus CC (CA).

**2017:** Began professional career with Williamsport (A)... Earned first pro win, 7/16 vs Lowell... Logged a 7.2-inning scoreless streak (5 G), 7/16-31, during which he surrendered just 2 hits with 7 SO... Held RHH to a .162 AVG (6-37)... Participated in Florida Instructional League.

YEAR	CLUB	W-L	ERA	G	GS	CG	SHO	SV	IP	H	R	ER	HR	HB	BB	SO	WP	BK	AVG
2017	Williamsport	2-1	3.60	13	0	0	0	0	20.0	12	8	8	0	4	20	22	6	0	.182

**DURÁN, CHRISTOPHER**... SS... B-T: R-R... HT: 5-10; WT: 165... BORN: November 2, 2000, Valverde, DR... RESIDES: Valverde... HOW OBTAINED: Signed by Phillies as an amateur free agent, 11/29/17... SIGNED BY: Carlos Salas.

**DURÁN, RODOLFO JOSÉ**... C... B-T: R-R... HT: 5-9; WT: 181... BORN: February 19, 1998, Santo Domingo, DR... RESIDES: Santo Domingo... HOW OBTAINED: Signed by Phillies as an amateur free agent, 11/5/14... SIGNED BY: Carlos Salas.

**2017:** Spent entire season with Williamsport (A)... Slashed .304/.361/.429 in 17 games during July... Caught 24 runners in 50 stolen base attempts (48.0%), which ranked 2nd among qualifying catchers in the New York-Penn League... Participated in Florida Instructional League... **2016:** Began season with Williamsport... Transferred to Gulf Coast League Phillies (R) on 6/24... Batted .341 (14-41) in his first 19 games... Posted an .839 OPS... Participated in FIL... **2015:** Began pro career with GCL Phillies... Participated in FIL.

YEAR	CLUB	AVG	G	AB	R	H	2B	3B	HR	RBI	SH	SF	HP	BB	SO	SB	CS	OBP	SLG	OPS	E
2015	GCL Phillies	.185	36	81	11	15	3	1	0	10	0	1	1	3	17	1	2	.221	.247	.468	4
2016	Williamsport	.222	2	9	1	2	0	0	0	0	0	0	0	1	0	0	.222	.222	.444	0	
	GCL Phillies	.315	32	73	14	23	2	1	3	14	0	1	0	4	14	1	1	.346	.493	.839	1
2017	Williamsport	.252	48	159	14	40	9	3	0	6	0	1	3	8	36	0	1	.298	.346	.644	9
<b>Minors Totals</b>		<b>.248</b>	<b>118</b>	<b>322</b>	<b>40</b>	<b>80</b>	<b>14</b>	<b>5</b>	<b>3</b>	<b>30</b>	<b>0</b>	<b>3</b>	<b>4</b>	<b>15</b>	<b>68</b>	<b>2</b>	<b>4</b>	<b>.288</b>	<b>.351</b>	<b>.639</b>	<b>14</b>

**DYER, GRANT EVERETT**... RHP... B-T: R-R... HT: 6-1; WT: 204... BORN: July 31, 1995, Laguna Niguel, CA... RESIDES: Laguna Niguel... HOW OBTAINED: Selected by Phillies in 8th round of June 2016 draft... SIGNED BY: Shane Bowers... EDUCATION: Attended University of California, Los Angeles (UCLA).

**2017:** Did not pitch due to a right elbow sprain... **2016:** Began professional career with Williamsport (A)... Did not walk a batter in his first 7 games (16.0 IP)... Promoted to Lakewood (A) on 7/28... Pitched at least 2.0 innings in all 9 of his relief appearances... Held opponents to a .163 AVG (15-92)... Between the two levels, averaged 12.21 SO/9.0 IP, 9.5 SO/BB and posted a 0.79 WHIP... Participated in Florida Instructional League.

YEAR	CLUB	W-L	ERA	G	GS	CG	SHO	SV	IP	H	R	ER	HR	HB	BB	SO	WP	BK	AVG
2016	Williamsport	2-1	2.25	7	0	0	0	1	16.0	12	5	4	1	0	0	21	0	0	.207
	Lakewood	0-3	2.39	9	0	0	0	3	26.1	15	7	7	2	0	6	36	1	0	.163
2017	Injured - Did not pitch																		
<b>Minors Totals</b>		<b>2-4</b>	<b>2.34</b>	<b>16</b>	<b>0</b>	<b>0</b>	<b>0</b>	<b>4</b>	<b>42.1</b>	<b>27</b>	<b>12</b>	<b>11</b>	<b>3</b>	<b>0</b>	<b>6</b>	<b>57</b>	<b>1</b>	<b>0</b>	<b>.180</b>

**ENCARNACIÓN, JEFFERSON... CF... B-T:** L-L... **HT:** 6-2; **WT:** 185... **BORN:** August 28, 2001, Bajos de Haina, DR... **RESIDES:** Bajos de Haina... **HOW OBTAINED:** Signed by Phillies as an amateur free agent, 9/12/17... **SIGNED BY:** Carlos Salas.

**ENCARNACIÓN, LUIS MANUEL... 3B... B-T:** R-R... **HT:** 6-2; **WT:** 249... **BORN:** August 9, 1997, San Juan de la Maguana, DR... **RESIDES:** San Juan de la Maguana... **HOW OBTAINED:** Signed by Phillies as an amateur free agent, 8/29/13... **SIGNED BY:** Koby Pérez.

**2017:** Began season with Williamsport (A)... First hit of season was a home run, 6/24 at Auburn... Promoted to Clearwater (A) on 6/26... Hit safely in 3 of his 4 games with Clearwater... Transferred to Williamsport, 7/4, for remainder of season... **2016:** Spent entire season with Williamsport... Batted .265 (13-49) vs LHP but just .128 (19-149) vs RHP... Participated in Florida Instructional League... **2015:** Spent second season with Gulf Coast League Phillies (R)... Finished T-4th in the GCL in games, T-9th in HR & AB, 10th in total bases (71) and T-10th in hits... Named Phillies Minor League Player of the Week, 8/10-16... Drove in 12 runs over his first 11 games... Finished 1st in the GCL in RBI... Had a 10-game hitting streak, 8/5-15 (.432 AVG, 8 RBI, 5 R)... Went 5-for-5 on 8/10 vs GCL Yankees... Participated in FIL... **2014:** Began pro career with GCL Phillies... Participated in FIL... **2013:** Participated in FIL.

YEAR	CLUB	AVG	G	AB	R	H	2B	3B	HR	RBI	SH	SF	HP	BB	SO	SB	CS	OBP	SLG	OPS	E
2014	GCL Phillies	.229	40	140	18	32	8	1	2	15	1	0	4	9	39	1	0	.294	.343	.637	8
2015	GCL Phillies	.271	54	192	21	52	5	1	4	*36	0	5	2	12	38	1	0	.313	.370	.683	9
2016	Williamsport	.162	54	198	15	32	5	0	2	16	0	0	2	10	75	1	1	.210	.217	.427	5
2017	Williamsport	.161	21	62	5	10	1	0	2	5	1	0	1	7	24	0	0	.257	.274	.531	2
	Clearwater	.385	4	13	1	5	1	0	0	2	1	0	0	1	5	0	0	.429	.462	.891	0
<b>Minors Totals</b>		<b>.217</b>	<b>173</b>	<b>605</b>	<b>60</b>	<b>131</b>	<b>20</b>	<b>2</b>	<b>10</b>	<b>74</b>	<b>3</b>	<b>5</b>	<b>9</b>	<b>39</b>	<b>181</b>	<b>3</b>	<b>1</b>	<b>.272</b>	<b>.306</b>	<b>.578</b>	<b>24</b>

\* League leader

**ESCORCIA, JUAN GUILLERMO... RHP... B-T:** R-R... **HT:** 6-0; **WT:** 170... **BORN:** May 16, 1996, Barranquilla, Colombia... **HOW OBTAINED:** Signed by Phillies as a minor league free agent, 1/8/18; originally signed by NYY as an amateur free agent, 12/18/13... **SIGNED BY:** Norman Anciani.

**2017:** Did not pitch... **2016:** Pitched for Gulf Coast League Yankees East (R)... **2015:** Spent season with GCL Yankees-1... **2014:** Began professional career with Dominican Summer League Yankees-2 (R)... Earned first pro win on 7/14 at DSL Phillies.

YEAR	CLUB	W-L	ERA	G	GS	CG	SHO	SV	IP	H	R	ER	HR	HB	BB	SO	WP	BK	AVG
2014	DSL Yankees-2	3-2	3.68	9	1	0	0	0	22.0	21	16	9	0	2	15	14	2	0	.247
2015	GCL Yankees-1	1-1	10.13	9	3	0	0	0	18.2	17	22	21	1	0	37	21	7	2	.262
2016	GCL Yankees-E	1-3	6.29	10	2	0	0	0	34.1	42	28	24	3	2	14	26	3	0	.300
2017	Did not pitch																		
<b>Minors Totals</b>		<b>5-6</b>	<b>6.48</b>	<b>28</b>	<b>6</b>	<b>0</b>	<b>0</b>	<b>0</b>	<b>75.0</b>	<b>80</b>	<b>66</b>	<b>54</b>	<b>4</b>	<b>4</b>	<b>66</b>	<b>61</b>	<b>22</b>	<b>2</b>	<b>.276</b>

**ESTEVEZ, ENGEL FRANCISCO... RHP... B-T:** R-R... **HT:** 6-1; **WT:** 180... **BORN:** February 8, 2000, Santo Domingo Centro, DR... **RESIDES:** Santo Domingo... **HOW OBTAINED:** Signed by Phillies as an amateur free agent, 1/18/18... **SIGNED BY:** Carlos Salas.

**ETSSELL, RYAN JOSEPH... RHP... B-T:** R-R... **HT:** 6-4; **WT:** 180... **BORN:** December 18, 1991, Philadelphia, PA... **RESIDES:** Philadelphia... **HOW OBTAINED:** Signed by Phillies as a minor league free agent, 12/18/17; originally selected by LAA in 16th round of June 2013 draft... **SIGNED BY:** Brandon McArthur... **EDUCATION:** Attended Hillsborough CC (FL)... **MISC:** Played for Phillies RBI team as a kid.

**2017:** Pitched for Evansville of the independent Frontier League... **2016:** Did not pitch while recovering from Tommy John surgery... **2015:** Spent entire season with Inland Empire (A)... Over 16 games (4 starts) in the first half, went 4-2 with a 2.40 ERA (13 ER, 48.2 IP), 53 SO and a 0.95 WHIP... Struck out 12 over 7.0 scoreless innings on 6/13 vs Visalia... Was on the DL, 6/15-29 (right elbow ulnar collateral ligament injury)... Following the season, pitched for Mesa in the Arizona Fall League... **2014:** Spent majority of season with Burlington (A)... Went 4-2 with a 3.55 ERA (25 ER, 63.1 IP) in 12 starts during the first half... Struck out 10 over 7.0 innings on 5/31 at Cedar Rapids... Was on the DL, 6/29-8/9; included a rehab assignment with Arizona League Angels (R)... **2013:** Began professional career with Orem (R)... Finished season with AZL Angels... With AZL Angels, held opponents to a .043 AVG (1-23) with RISP.

YEAR	CLUB	W-L	ERA	G	GS	CG	SHO	SV	IP	H	R	ER	HR	HB	BB	SO	WP	BK	AVG
2013	Orem	0-0	10.80	3	0	0	0	0	5.0	6	6	6	1	1	2	2	1	0	.300
	AZL Angels	0-2	1.67	10	5	0	0	0	27.0	23	5	5	2	0	5	20	2	0	.221
2014	Burlington	5-4	4.11	18	15	0	0	0	81.0	89	44	37	10	3	24	70	5	2	.281
	AZL Angels	0-0	6.75	2	1	0	0	0	4.0	4	3	3	1	1	1	0	0	0	.286
2015	Inland Empire	7-5	4.65	28	16	0	0	0	110.1	116	66	57	6	3	27	89	5	0	.272
2016	Injured - Did not pitch																		
2017	Evansville (Ind.)	2-2	2.42	5	5	0	0	0	26.0	23	8	7	2	1	10	18	2	0	---
<b>Minors Totals</b>		<b>12-11</b>	<b>4.28</b>	<b>61</b>	<b>37</b>	<b>0</b>	<b>0</b>	<b>0</b>	<b>227.1</b>	<b>238</b>	<b>124</b>	<b>108</b>	<b>20</b>	<b>8</b>	<b>59</b>	<b>182</b>	<b>13</b>	<b>2</b>	<b>.270</b>

SCOUTING & PLAYER DEV.

**FALTER, BAILEY**... LHP... B-T: R-L... HT: 6-4; WT: 203... BORN: April 24, 1997, Chino Hills, CA... RESIDES: Chino Hills... HOW OBTAINED: Selected by Phillies in 5th round of June 2015 draft... SIGNED BY: Demerius Pittman... EDUCATION: Attended Chino Hills HS.

**2017:** Spent entire season with Lakewood (A)... Named Phillies Minor League Pitcher of the Week, 7/24-30... Struck out 9 over 7.0 scoreless IP on 7/29 vs Hickory... Finished 7th in ERA in the South Atlantic League... Held opponents to a .116 AVG (5-43) with RISP and 2 outs... Went 5-2 with a 1.69 ERA (11 ER, 58.2 IP) and 63 SO in 10 home starts... Posted a 1.78 ERA (7 ER, 35.1 IP) in his last 6 starts of season... Did not surrender more than 1 BB in 13 of his 21 GS... **2016:** Spent entire season with Williamsport (A)... Struck out 31 batters in 22.0 IP over 4 starts, 7/1-21... Named New York-Penn League Player of the Week, 7/18-24... Surrendered only 1 HR in his final 43.2 IP... Participated in Florida Instructional League... **2015:** Began pro career with Gulf Coast League Phillies (R)... Did not allow an ER in 4 of his 7 starts... Averaged 0.94 BB/9.0 IP... Participated in FIL.

YEAR	CLUB	W-L	ERA	G	GS	CG	SHO	SV	IP	H	R	ER	HR	HB	BB	SO	WP	BK	AVG
2015	GCL Phillies	1-2	3.45	8	7	0	0	0	28.2	28	12	11	2	1	3	25	1	0	.259
2016	Williamsport	1-6	3.17	13	13	0	0	0	59.2	61	31	21	3	3	17	59	5	0	.257
2017	Lakewood	8-7	2.99	21	21	0	0	0	114.1	117	41	38	7	5	23	105	13	0	.270
<b>Minors Totals</b>		<b>10-15</b>	<b>3.11</b>	<b>42</b>	<b>41</b>	<b>0</b>	<b>0</b>	<b>0</b>	<b>202.2</b>	<b>206</b>	<b>84</b>	<b>70</b>	<b>12</b>	<b>9</b>	<b>43</b>	<b>189</b>	<b>19</b>	<b>0</b>	<b>.265</b>

**FANTI, NICHOLAS (Nick)**... LHP... B-T: L-L... HT: 6-2; WT: 200... BORN: December 30, 1996, Smithtown, NY... RESIDES: Hauppauge, NY... HOW OBTAINED: Selected by Phillies in 31st round of June 2015 draft... SIGNED BY: Alex Agostino... EDUCATION: Attended Hauppauge HS.

**2017:** Spent entire season with Lakewood (A)... Finished 1st in South Atlantic League in winning % (.818), T-1st in OPP AVG, 2nd in WHIP (0.96) & fewest base runners/9.0 IP (9.12), T-2nd in SHO, 3rd in ERA and 5th in SO & SO/9.0 IP (9.05)... Chosen as a SAL midseason All-Star and was the starting pitcher for the North Division in the All-Star Game... Tossed 8.2 IP (3 BB, 9 SO) in combined no-hitter on 5/6 at Columbia... Named SAL Pitcher of the Week, 5/1-7... Named SAL Player of the Month for May after going 3-0 with a 1.05 ERA (3 ER, 25.2 IP) and 31 SO in 4 GS... Tossed a no-hitter (9.0 IP, BB, professional-high 12 SO) on 7/17 vs Charleston; first 9.0-inning no-hitter for Lakewood since 2002 (Gavin Floyd)... Named Phillies Minor League Pitcher of the Week 3 times (5/1-7, 5/22-28 and 7/17-23)... Held LHH to a .211 AVG (34-161) and RHH to a .193 AVG (53-274)... With RISP and 2 outs, held opponents to a .031 AVG (1-32)... **2016:** Spent entire season with Gulf Coast League Phillies (R)... Selected as a GCL postseason All-Star... Named Phillies Minor League Pitcher of the Month for July (3-0, 5 G, 1.88 ERA, 5 ER, 24.0 IP, 3 BB, 16 H, 31 SO)... Ranked 2nd among all qualifying MiLB pitchers in ERA, trailing only teammate Sixto Sánchez... Led the GCL in strikeouts, was T-1st in wins and 2nd in WHIP (0.87) & BAA (.191)... Allowed 1 ER or none in 8 of 9 starts... Posted a 7.22 SO/BB ratio... Participated in Florida Instructional League... **2015:** Began pro career with GCL Phillies... In 8 games as a reliever, allowed 2 ER in 15.1 IP (1.17 ERA)... Held RHH to a .156 AVG (7-45)... Participated in FIL.

YEAR	CLUB	W-L	ERA	G	GS	CG	SHO	SV	IP	H	R	ER	HR	HB	BB	SO	WP	BK	AVG
2015	GCL Phillies	1-1	2.55	9	1	0	0	0	17.2	14	7	5	0	0	6	20	2	1	.222
2016	GCL Phillies	#7-0	1.57	11	9	0	0	0	51.2	36	10	9	1	2	9	*65	1	0	.191
2017	Lakewood	9-2	2.54	21	21	1	1	0	120.1	87	37	34	5	7	28	121	6	0	#200
<b>Minors Totals</b>		<b>17-3</b>	<b>2.28</b>	<b>41</b>	<b>31</b>	<b>1</b>	<b>1</b>	<b>0</b>	<b>189.2</b>	<b>137</b>	<b>54</b>	<b>48</b>	<b>6</b>	<b>9</b>	<b>43</b>	<b>206</b>	<b>9</b>	<b>1</b>	<b>.200</b>

\* League leader  
# Tied for league lead

**FELIZ, ALBERTO ALEXANDER (Alexito)**... 1B/OF... B-T: R-R... HT: 5-11; WT: 160... BORN: August 6, 1996, Barahona, DR... RESIDES: Santo Domingo, DR... HOW OBTAINED: Signed by Phillies as an amateur free agent, 9/18/14... SIGNED BY: Carlos Salas.

**2017:** Spent entire season with Dominican Summer League Phillies-White (R)... T-1st in RBI among all Phillies short-season minor leaguers... Had a 12-game hitting streak (.383 AVG, 18-47) from 6/7-22... Hit .318 (27-85) in 23 games during June... Led all qualifying 1st basemen in the DSL with a .995 fielding percentage... Also made appearances at C, 3rd base and all 3 outfield positions... Finished T-2nd in the DSL in games, T-7th in AB and 8th in hits... **2016:** Spent entire season with DSL Phillies-1... Played 6 different positions (1B, 3B, SS, LF, CF, RF)... **2015:** Began pro career with DSL Phillies... Hit safely in 10 of his first 11 games, batting .341 over that stretch.

YEAR	CLUB	AVG	G	AB	R	H	2B	3B	HR	RBI	SH	SF	HP	BB	SO	SB	CS	OBP	SLG	OPS	E
2015	DSL Phillies	.224	32	107	15	24	6	0	0	10	3	2	3	5	13	2	4	.274	.280	.554	9
2016	DSL Phillies-1	.245	57	192	24	47	7	1	0	16	3	2	2	4	23	12	11	.265	.292	.557	3
2017	DSL Phillies-W	.296	69	247	33	73	10	3	4	35	2	4	2	14	29	20	10	.333	.409	.742	3
<b>Minors Totals</b>		<b>.264</b>	<b>158</b>	<b>546</b>	<b>72</b>	<b>144</b>	<b>23</b>	<b>4</b>	<b>4</b>	<b>61</b>	<b>8</b>	<b>8</b>	<b>7</b>	<b>23</b>	<b>65</b>	<b>34</b>	<b>25</b>	<b>.298</b>	<b>.342</b>	<b>.640</b>	<b>15</b>

**FERRER, GUSTAVO ADOLFO**... LHP... B-T: S-L... HT: 5-11; WT: 160... BORN: November 16, 1998, Maracaibo, VZ... RESIDES: Maracaibo... HOW OBTAINED: Signed by Phillies as an amateur free agent, 12/16/15... SIGNED BY: Jesús Méndez.

2017: Did not pitch due to left elbow surgery... 2016: Began professional career with Dominican Summer League Phillies-2 (R).

YEAR	CLUB	W-L	ERA	G	GS	CG	SHO	SV	IP	H	R	ER	HR	HB	BB	SO	WP	BK	AVG	
2016	DSL Phillies-2	0-2	5.59	8	0	0	0	0	9.2	11	11	6	1	4	6	8	3	0	.282	
2017	Injured	Did not pitch																		
<b>Minors Totals</b>		<b>0-2</b>	<b>5.59</b>	<b>8</b>	<b>0</b>	<b>0</b>	<b>0</b>	<b>0</b>	<b>9.2</b>	<b>11</b>	<b>11</b>	<b>6</b>	<b>1</b>	<b>4</b>	<b>6</b>	<b>8</b>	<b>3</b>	<b>0</b>	<b>.282</b>	

**FITCH, COLBY**... C... B-T: L-R... HT: 5-11; WT: 215... BORN: July 27, 1995, Sacramento, CA... RESIDES: Thompson's Station, TN... HOW OBTAINED: Selected by Phillies in 13th round of June 2017 draft... SIGNED BY: Timi Moni... EDUCATION: Attended University of Louisville (KY).

2017: Began professional career with Williamsport (A)... Hit safely in his first 8 games (.500 AVG, 13-26)... Homered in consecutive games, 7/20-21... Promoted to Lakewood (A) on 8/1 for remainder of season... Caught 8 runners in 23 stolen base attempts (34.8%) with Lakewood... Participated in Florida Instructional League.

YEAR	CLUB	AVG	G	AB	R	H	2B	3B	HR	RBI	SH	SF	HP	BB	SO	SB	CS	OBP	SLG	OPS	E
2017	Williamsport	.350	12	40	8	14	2	0	2	7	0	1	4	3	6	1	0	.438	.550	.988	1
	Lakewood	.217	22	69	12	15	2	0	2	5	0	0	2	16	17	0	0	.379	.333	.712	0
<b>Minors Totals</b>		<b>.266</b>	<b>34</b>	<b>109</b>	<b>20</b>	<b>29</b>	<b>4</b>	<b>0</b>	<b>4</b>	<b>12</b>	<b>0</b>	<b>1</b>	<b>6</b>	<b>19</b>	<b>23</b>	<b>1</b>	<b>0</b>	<b>.400</b>	<b>.413</b>	<b>.813</b>	<b>1</b>

**FRANCISCO, CARLOS MANUEL**... RHP... B-T: R-R... HT: 6-2; WT: 179... BORN: March 28, 1998, Valverde, DR... RESIDES: Valverde... HOW OBTAINED: Signed by Phillies as an amateur free agent, 4/19/17... SIGNED BY: Andrés Hiraldo.

2017: Began professional career with Dominican Summer League Phillies-White (R)... Earned first pro win, 7/26 (gm 2) at DSL Mets-2... Posted a 1.35 ERA (5 ER, 33.1 IP) in his final 6 starts of season... Participated in Florida Instructional League.

YEAR	CLUB	W-L	ERA	G	GS	CG	SHO	SV	IP	H	R	ER	HR	HB	BB	SO	WP	BK	AVG
2017	DSL Phillies-W	1-5	2.70	12	11	0	0	0	50.0	46	27	15	0	3	20	41	7	2	.247

**FRANCISCO, JULIO ANTONIO**... OF... B-T: L-L... HT: 6-1; WT: 140... BORN: March 19, 1998, Santo Domingo Centro, DR... RESIDES: Santo Domingo... HOW OBTAINED: Signed by Phillies as an amateur free agent, 9/9/16... SIGNED BY: Carlos Salas.

2017: Began professional career with Dominican Summer League Phillies-White (R)... Finished 1st in the DSL in triples, T-4th in games & runs, T-5th in hits and T-6th in total bases (107)... Led all Phillies short-season minor leaguers in runs, triples, total bases and stolen bases... Had two multi-triple games (7/21 & 7/31)... Had 4 hits on 8/16... Stole 3 bases on 8/23... Ended season riding a 19-game hitting streak (.353 AVG, 24-68), which began on 8/2... Hit .333 (16-48) with RISP... Participated in Florida Instructional League.

YEAR	CLUB	AVG	G	AB	R	H	2B	3B	HR	RBI	SH	SF	HP	BB	SO	SB	CS	OBP	SLG	OPS	E
2017	DSL Phillies-W	.318	68	242	51	77	10	*10	0	20	6	1	5	28	22	22	7	.399	.442	.841	4

\* League leader

**FRAZIER, PARKER ALLEN**... RHP... B-T: R-R... HT: 6-5; WT: 180... BORN: November 11, 1988, Tulsa, OK... RESIDES: Tulsa... HOW OBTAINED: Signed by Phillies as a minor league free agent, 12/18/17; originally selected by COL in 8th round of June 2007 draft... SIGNED BY: Dar Cox... EDUCATION: Attended Bishop Kelley HS (OK)... MISC: Is the son of former major league pitcher George Frazier.

2017: Pitched for Lincoln in the independent American Association... 2016: Pitched for Sugar Land of the independent Atlantic League... 2015: Pitched for Reno (AAA) and Mobile (AA) in the ARI organization, Nashville (AAA) and Midland (AA) in the OAK organization and Bridgeport in the independent Atlantic League... Had two DL stints (right calf strain): 6/3-10 and 6/23-7/1... 2014: Opened season with Birmingham (AA) in the CWS organization... Posted a 2.62 ERA (10 ER, 34.1 IP) in 21 relief appearances before the All-Star break... Also pitched for Charlotte (AAA) during the season... 2013: Was a non-roster invitee to ML spring training with COL... Began season with Tulsa (AA) and later pitched for Colorado Springs (AAA)... Traded to CIN on 7/15 and finished season with Pensacola (AA)... With Pensacola, held RHH to a .170 AVG (8-47)... 2012: Spent entire season with Tulsa... Led the Texas League in IP, was T-1st in games started and 9th in ERA... 2011: Spent entire season with Modesto (A)... T-1st on the club in games started (27)... Was on the DL, 5/18-25 (right forearm contusion)... Following the season, pitched for Salt River in the Arizona Fall League... 2010: Began season with Tri-City (A) on a rehab assignment... Was on the DL from 6/18-7/22 (right elbow surgery)... Finished season with Modesto... 2009: Pitched for Asheville (A)... In 10 starts after the All-Star break, went 7-2 with a 3.34 ERA (23 ER, 62.0 IP)... Was on the DL from 8/19 through end of season (right elbow inflammation)... 2008: Spent entire season with Tri-City... Led the Northwest League in IP and ranked 10th in ERA... 2007: Began professional career with Casper (R).

SCOUTING & PLAYER DEV.

**FRAZIER (continued)**

YEAR	CLUB	W-L	ERA	G	GS	CG	SHO	SV	IP	H	R	ER	HR	HB	BB	SO	WP	BK	AVG
2007	Casper	3-5	10.07	16	10	0	0	0	44.2	78	54	50	8	4	18	22	1	2	.386
2008	Tri-City	5-5	3.83	15	15	0	0	0	*87.0	94	41	37	3	8	20	47	6	0	.281
2009	Asheville	10-7	4.48	23	23	1	0	0	130.2	158	70	65	7	12	33	98	8	3	.303
2010	Tri-City	1-3	7.52	5	5	0	0	0	20.1	28	21	17	1	1	8	15	0	0	.318
	Modesto	2-2	4.70	9	9	0	0	0	46.0	49	27	24	1	6	11	38	4	0	.269
2011	Modesto	11-11	4.50	27	27	0	0	0	154.0	171	95	77	15	12	46	105	5	1	.281
2012	Tulsa	5-14	3.88	27	#27	0	0	0	*167.0	*182	79	72	#19	8	40	93	6	0	.285
2013	Tulsa	1-1	2.57	16	1	0	0	0	35.0	31	11	10	3	2	12	26	0	0	.254
	Colorado Springs	0-1	10.67	9	3	0	0	0	14.1	34	24	17	1	1	8	9	1	0	.466
	Pensacola	2-3	1.93	13	0	0	0	0	23.1	15	5	5	0	0	11	20	1	0	.190
2014	Birmingham	2-4	3.70	27	0	0	0	1	41.1	47	24	17	4	2	10	25	0	0	.276
	Charlotte	0-1	5.08	15	0	0	0	0	28.1	33	17	16	3	0	13	19	1	0	.295
2015	Reno	1-0	7.20	3	3	0	0	0	15.0	26	12	12	0	0	6	8	3	0	.400
	Mobile	0-0	0.00	1	0	0	0	0	1.0	1	0	0	0	0	1	1	0	0	.333
	Nashville	0-1	6.23	1	1	0	0	0	4.1	12	4	3	0	0	0	2	1	0	.571
	Midland	4-3	3.22	11	11	0	0	0	67.0	72	28	24	4	1	31	32	4	0	.279
	Bridgeport (Ind.)	3-0	1.80	6	6	0	0	0	35.0	35	9	7	1	3	8	15	5	0	---
2016	Sugar Land (Ind.)	5-4	5.31	12	12	0	0	0	61.0	76	43	36	6	5	23	31	3	1	---
2017	Lincoln (Ind.)	0-2	9.00	4	3	0	0	0	12.0	16	12	12	2	0	8	7	1	1	---
<b>Minors Totals</b>		<b>47-61</b>	<b>4.56</b>	<b>218</b>	<b>135</b>	<b>1</b>	<b>0</b>	<b>1</b>	<b>879.1</b>	<b>1031</b>	<b>512</b>	<b>446</b>	<b>69</b>	<b>57</b>	<b>268</b>	<b>560</b>	<b>41</b>	<b>6</b>	<b>.296</b>

\* League leader  
# Tied for league lead

**GAMBOA, ARQUIMEDES JOSÉ... SS... B-T: S-R... HT: 6-0; WT: 185... BORN: September 23, 1997, Güiría, VZ... RESIDES: Güiría... HOW OBTAINED: Signed by Phillies as an amateur free agent, 7/17/14... SIGNED BY: Carlos Salas.**

**2017:** Spent entire season with Lakewood (A)... Slugged 2 HR on 8/21 vs Delmarva... Named Phillies Minor League Player of the Week twice (8/21-27 & 8/28-9/4)... Named Phillies Minor League Defender of the Month for July... Ended season riding a 14-game hitting streak (.418 AVG, 23-55), which began on 8/19... Hit .304 (17-56) with RISP... Was on the DL from 4/12-5/24 (right hamstring strain)... Participated in Florida Instructional League... **2016:** Spent entire season with Williamsport (A)... Had a professional-high 4 hits, 7/18 vs West Virginia... Participated in FIL... **2015:** Began pro career with Gulf Coast League Phillies (R)... Participated in FIL... **2014:** Participated in FIL.

YEAR	CLUB	AVG	G	AB	R	H	2B	3B	HR	RBI	SH	SF	HP	BB	SO	SB	CS	OBP	SLG	OPS	E
2015	GCL Phillies	.189	50	190	23	36	7	3	0	16	0	0	1	15	50	8	2	.252	.258	.510	9
2016	Williamsport	.200	35	130	15	26	6	0	2	15	5	2	1	9	28	5	1	.254	.292	.546	16
2017	Lakewood	.261	79	307	44	80	12	3	6	29	5	0	33	52	8	0	.328	.378	.706	14	
<b>Minors Totals</b>		<b>.226</b>	<b>164</b>	<b>627</b>	<b>82</b>	<b>142</b>	<b>25</b>	<b>6</b>	<b>8</b>	<b>60</b>	<b>10</b>	<b>7</b>	<b>2</b>	<b>57</b>	<b>130</b>	<b>21</b>	<b>3</b>	<b>.290</b>	<b>.324</b>	<b>.614</b>	<b>39</b>

**GARCIA, ALEJANDRO (Alex)... RHP... B-T: R-R... HT: 6-3; WT: 212... BORN: June 16, 1996, Whittier, CA... RESIDES: Whittier... HOW OBTAINED: Selected by Phillies in 15th round of June 2017 draft... SIGNED BY: Shane Bowers... EDUCATION: Attended University of California, Santa Barbara.**

**2017:** Did not pitch due to left great turf toe.

YEAR	CLUB	W-L	ERA	G	GS	CG	SHO	SV	IP	H	R	ER	HR	HB	BB	SO	WP	BK	AVG
2017	Injured	-	-	-	-	-	-	-	-	-	-	-	-	-	-	-	-	-	-

**GARCÍA, ÉDGAR ERNESTO... RHP... B-T: R-R... HT: 6-1; WT: 179... BORN: October 4, 1996, Palenque, DR... RESIDES: San Cristóbal, DR... HOW OBTAINED: Signed by Phillies as an amateur free agent, 5/29/14... SIGNED BY: Carlos Salas.**

**2017:** Spent entire season with Clearwater (A)... Posted a 2.53 ERA (6 ER, 21.1 IP) over 5 starts in June... Was on the DL, 8/8-16 (right great turf toe)... Held opponents to a .132 AVG (5-38) with RISP and 2 outs... Went 3-1 with a 3.25 ERA (22 ER, 61.0 IP) in 17 home games (11 GS)... **2016:** Spent entire season with Lakewood (A)... Posted a 1.35 ERA (4 ER, 26.2 IP) in his first 13 games of the season... 10 of his 27 outings were scoreless appearances of 2.0 or more IP... Participated in Florida Instructional League... **2015:** Spent entire season with Gulf Coast League Phillies (R)... Posted a 2.52 ERA and 0.96 WHIP with 26 SO in 25.0 IP as a reliever... Opponents managed only 2 hits in 30 AB with RISP against him (.067 AVG)... Participated in FIL... **2014:** Began pro career with Dominican Summer League Phillies (R)... Posted a 1.46 ERA (4 ER, 24.2 IP) over his final 11 games after allowing 2 ER in 1.0 IP in his professional debut, 6/23 vs DSL Yankees... Earned his first pro win, 8/4 vs DSL Yankees.

YEAR	CLUB	W-L	ERA	G	GS	CG	SHO	SV	IP	H	R	ER	HR	HB	BB	SO	WP	BK	AVG
2014	DSL Phillies	2-0	2.10	12	1	0	0	2	25.2	20	8	6	0	1	6	19	5	0	.206
2015	GCL Phillies	1-2	3.31	12	2	0	0	2	32.2	27	13	12	1	2	8	34	8	#3	.221
2016	Lakewood	4-1	2.80	27	4	0	0	2	61.0	59	30	19	6	2	15	59	3	1	.249
2017	Clearwater	3-4	4.47	27	15	0	0	0	88.2	95	53	44	10	5	31	89	8	0	.271
<b>Minors Totals</b>		<b>10-7</b>	<b>3.50</b>	<b>78</b>	<b>22</b>	<b>0</b>	<b>0</b>	<b>6</b>	<b>208.0</b>	<b>201</b>	<b>104</b>	<b>81</b>	<b>17</b>	<b>10</b>	<b>60</b>	<b>201</b>	<b>24</b>	<b>4</b>	<b>.249</b>

# Tied for league lead

**GARCÍA, ELNIERY DE JESÚS**... LHP... B-T: L-L... HT: 6-0; WT: 218... BORN: December 24, 1994, Cotuí Santiago, DR... RESIDES: Cotuí Santiago... HOW OBTAINED: Signed by Phillies as an amateur free agent, 12/9/11... SIGNED BY: Koby Pérez... EDUCATION: Attended Escuela Juan Pablo Duarte, where he played baseball... MISC: First name is pronounced el-nee-AIR-ee.

**2017:** Began season on the DL (left shoulder strain)... While on the DL, received an 80-game suspension on 4/14 for violating Major League Baseball's Joint Drug Prevention and Treatment Program after testing positive for Boldenone... Reinstated from the restricted list on 7/10 and remained on the DL... Made 2 rehab starts for the Gulf Coast League Phillies (R) before being activated and assigned to Reading (AA) on 8/9... Allowed 2 ER or fewer in each of his 7 starts between the two levels... **2016:** Spent entire season with Clearwater (A)... Finished T-2nd in the Florida State League in wins (12), 3rd in WHIP (1.10) and 4th in ERA (2.68)... Selected as a FSL midseason All-Star... Won 6 straight decisions, 5/26-7/26... Was on the DL twice: 6/29-7/5 (stomach issue) and 8/4-11 (left great turf toe)... Named Phillies Minor League Pitcher of the Week, 7/11-17 (1-0, 0.00 ERA, 8.0 IP, 6 SO)... Pitched at least 6.0 innings in 12 of his 19 starts... Had a season-high 11 SO in his final start of the season, 9/2 vs Dunedin; his first professional double-digit SO game... **2015:** Spent entire season with Lakewood (A)... Finished 7th in the South Atlantic League in ERA (3.23)... 13 of his 21 starts were quality starts... Was on the suspended list, 4/28-30... **2014:** Began season with Williamsport (A) before being transferred to the GCL Phillies on 7/14 for the remainder of the season... Participated in Florida Instructional League... **2013:** Spent season with the GCL Phillies... **2012:** Began his professional career with the Dominican Summer League Phillies (R)... Participated in FIL.

YEAR	CLUB	W-L	ERA	G	GS	CG	SHO	SV	IP	H	R	ER	HR	HB	BB	SO	WP	BK	AVG
2012	DSL Phillies	2-1	4.18	8	3	0	0	0	23.2	23	14	11	1	2	8	19	4	1	.253
2013	GCL Phillies	1-3	5.15	9	9	0	0	0	36.2	43	29	21	1	3	14	31	2	0	.291
2014	Williamsport	0-0	5.79	4	0	0	0	0	4.2	6	3	3	1	0	2	5	0	1	.273
	GCL Phillies	2-2	2.08	7	4	0	0	0	26.0	26	9	6	0	1	4	23	0	0	.250
2015	Lakewood	8-9	3.23	21	21	0	0	0	120.0	125	51	43	7	6	36	66	5	#5	.275
2016	Clearwater	12-4	2.68	20	19	0	0	0	117.2	94	41	35	8	3	36	91	5	2	.219
2017	GCL Phillies	0-0	0.00	2	2	0	0	0	5.0	3	1	0	0	0	2	3	1	0	.167
	Reading	2-1	1.75	5	5	0	0	0	25.2	17	8	5	0	1	17	10	1	1	.193
<b>Minors Totals</b>		<b>27-20</b>	<b>3.11</b>	<b>76</b>	<b>63</b>	<b>0</b>	<b>0</b>	<b>0</b>	<b>359.1</b>	<b>337</b>	<b>156</b>	<b>124</b>	<b>18</b>	<b>16</b>	<b>119</b>	<b>248</b>	<b>18</b>	<b>10</b>	<b>.249</b>

# Tied for league lead

**GARCÍA, JULIAN ROBERT**... RHP... B-T: L-R... HT: 6-3; WT: 206... BORN: May 13, 1995, Denver, CO... RESIDES: Broomfield, CO... HOW OBTAINED: Selected by Phillies in 10th round of June 2016 draft... SIGNED BY: Brad Holland... EDUCATION: Attended Metropolitan State University of Denver.

**2017:** Spent entire season with Williamsport (A)... Finished 2nd in the New York-Penn League in SO and T-5th in BB... Earned first pro win, 6/28 vs Batavia... Posted a 1.29 ERA (3 ER, 21.0 IP) with 30 SO in his first 4 starts of the season... Struck out a professional-high 11 over 5.0 hitless IP on 7/30 vs West Virginia... Held RHH to a .188 AVG (24-128)... Averaged 12.30 SO/9.0 IP... **2016:** Began pro career with Williamsport... Posted a 0.92 ERA (2 ER, 19.2 IP) in 8 games as a reliever... Averaged 12.00 SO/9.0 IP... Participated in Florida Instructional League.

YEAR	CLUB	W-L	ERA	G	GS	CG	SHO	SV	IP	H	R	ER	HR	HB	BB	SO	WP	BK	AVG
2016	Williamsport	0-3	3.60	12	4	0	0	0	30.0	27	14	12	1	0	22	40	5	0	.233
2017	Williamsport	4-5	3.90	13	13	0	0	0	60.0	47	28	26	3	1	29	82	14	1	.217
<b>Minors Totals</b>		<b>4-8</b>	<b>3.80</b>	<b>25</b>	<b>17</b>	<b>0</b>	<b>0</b>	<b>0</b>	<b>90.0</b>	<b>74</b>	<b>42</b>	<b>38</b>	<b>4</b>	<b>1</b>	<b>51</b>	<b>122</b>	<b>19</b>	<b>1</b>	<b>.222</b>

**GARCÍA, LUIS JOSÉ**... SS... B-T: S-R... HT: 5-11; WT: 170... BORN: October 1, 2000, San Pedro de Macorís, DR... RESIDES: San Pedro de Macorís... HOW OBTAINED: Signed by Phillies as an amateur free agent, 7/2/17... SIGNED BY: Carlos Salas.

**2017:** Participated in Florida Instructional League.

**GARCÍA, WILBERT RÓBINSON**... OF... B-T: R-R... HT: 5-11; WT: 179... BORN: January 20, 2000, Salcedo, DR... RESIDES: Las Lagunas, DR... HOW OBTAINED: Signed by Phillies as an amateur free agent, 11/17/16... SIGNED BY: Carlos Salas.

**2017:** Began professional career with Dominican Summer League Phillies-Red (R)... Homered in consecutive games, 7/28-29... Hit .286 (12-42) with 3 2B, 2 3B, 2 HR, 3 RBI, 12 R and posted a 1.018 OPS over 17 games in July... Made starts at all 3 outfield positions.

YEAR	CLUB	AVG	G	AB	R	H	2B	3B	HR	RBI	SH	SF	HP	BB	SO	SB	CS	OBP	SLG	OPS	E
2017	DSL Phillies-R	.208	41	96	21	20	4	3	2	5	1	0	7	10	30	10	5	.327	.375	.702	2

**GARCÍA, WILSON JOSÉ HEGINIO**... C/1B... B-T: S-R... HT: 5-11; WT: 160... BORN: January 11, 1994, Caracas, VZ... RESIDES: Charallave, VZ... HOW OBTAINED: Signed by Phillies as an amateur free agent, 12/1/10... SIGNED BY: Jesús Méndez.

**2017:** Spent entire season with Clearwater (A)... Finished 1st in the Florida State League in total bases (202), T-2nd in hits, 4th in AB, 5th in doubles, 6th in SLG % and T-8th in HR & RBI... Committed just 3 errors in 742 total chances at 1st base (.996 fielding %)... Slugged a grand slam on 6/1 vs Florida... Collected 4 HR and 11 RBI over 5 games, 6/21-25... Homered in 3 consecutive games from 8/13-15... Hit .342 (38-111) with 12 XBH and a .902 OPS over 27 games in August... **2016:** Spent entire season with Lakewood (A)... Hit safely in 22 of first 25 games, 4/15-5/13, including a 13-game hitting streak, 4/29-5/13... Was on the DL, 6/7-23 (infection)... Had a 10-game hitting streak, 7/31-8/10... Batted .352 (19-54) with RISP and 2 outs... Played for Zulia in Venezuelan Winter League... **2015:** Played in two games with Williamsport (A) before being promoted to Clearwater (A) on 6/26... Batted .400 at home compared to .208 on the road... **2014:** Spent entire season with Williamsport... **2013:** Spent third season with Venezuelan Summer League Phillies (R)... Had a 10-game hitting streak, 6/8-25 (.306 AVG, 11-36)... Batted .383



**GARCÍA, WILSON (continued)**

(23-60) with RISP... **2012:** Spent second season with VSL Phillies... T-2nd in the VSL in doubles, 3rd in AVG & RBI, T-5th in hits and T-6th in total bases (103)... Had a pro-high 6 RBI, 5/29 vs VSL Mariners... Batted .420 (37-88) in 26 home games... Hit .364 (4-11, 2 RBI) in 3 postseason games... **2011:** Began professional career with VSL Phillies.

YEAR	CLUB	AVG	G	AB	R	H	2B	3B	HR	RBI	SH	SF	HP	BB	SO	SB	CS	OBP	SLG	OPS	E
2011	VSL Phillies	.264	60	197	20	52	9	0	1	22	3	1	3	17	20	3	0	.330	.325	.655	1
2012	VSL Phillies	.353	56	201	21	71	18	1	4	38	1	1	1	12	12	1	0	.391	.512	.903	5
2013	VSL Phillies	.304	57	191	19	58	14	2	1	31	1	3	2	13	16	3	0	.349	.414	.763	11
2014	Williamsport	.220	37	127	10	28	8	0	0	9	1	0	2	7	7	0	0	.272	.283	.555	3
2015	Williamsport	.444	2	9	0	4	1	0	0	1	0	0	0	0	1	1	1	.444	.556	1.000	0
	Clearwater	.295	17	44	4	13	3	0	0	4	0	1	0	1	4	0	0	.304	.364	.668	0
2016	Lakewood	.273	106	421	25	115	19	0	3	58	1	*10	2	12	48	0	0	.290	.340	.630	9
2017	Clearwater	.275	121	477	39	131	28	2	13	60	0	3	3	14	53	0	0	.298	.423	.721	3
<b>Minors Totals</b>		<b>.283</b>	<b>456</b>	<b>1667</b>	<b>138</b>	<b>472</b>	<b>100</b>	<b>5</b>	<b>22</b>	<b>223</b>	<b>7</b>	<b>19</b>	<b>13</b>	<b>76</b>	<b>161</b>	<b>8</b>	<b>1</b>	<b>.316</b>	<b>.389</b>	<b>.705</b>	<b>32</b>

\* League leader

**GERALDO, JUAN JOSÉ... RHP... B-T:** R-R... **HT:** 6-0; **WT:** 175... **BORN:** August 6, 2001, Azua, DR... **RESIDES:** Pueblo Viejo, DR... **HOW OBTAINED:** Signed by Phillies as an amateur free agent, 9/13/17... **SIGNED BY:** Carlos Salas.

**GILBERT, TYLER... LHP... B-T:** L-L... **HT:** 6-3; **WT:** 190... **BORN:** December 22, 1993, Santa Cruz, CA... **RESIDES:** Felton, CA... **HOW OBTAINED:** Selected by Phillies in 6th round of June 2015 draft... **SIGNED BY:** Demerius Pittman... **EDUCATION:** Attended University of Southern California.

**2017:** Spent entire season with Clearwater (A)... Earned first pro save, 4/27 at Tampa... Was on the DL from 5/3-22 (left forearm strain)... Posted a 2.60 ERA (5 ER, 17.1 IP) with 18 SO in 9 games during July... In 20 home games, pitched to a 2.23 ERA (9 ER, 36.1 IP)... Held opponents to a .206 AVG (13-63) with RISP... Did not allow an ER in his final 5 games of season... Logged 2.0 or more IP in 16 of his 34 relief appearances... **2016:** Spent entire season with Lakewood (A)... Named Phillies Minor League Player of the Week, 7/4-10... Walked one batter or none in 8 of last 9 starts... Allowed 3 ER or fewer in 17 of 23 starts (12 QS)... **2015:** Began pro career with Williamsport (A)... Posted a 7.33 SO/BB ratio (45 SO, 6 BB)... Struck out 6 or more and allowed 2 ER or fewer in 5 of his last 6 starts... Participated in Florida Instructional League.

YEAR	CLUB	W-L	ERA	G	GS	CG	SHO	SV	IP	H	R	ER	HR	HB	BB	SO	WP	BK	AVG
2015	Williamsport	4-3	2.79	10	8	0	0	0	42.0	42	16	13	0	4	6	44	2	0	.251
2016	Lakewood	7-9	3.98	23	23	0	0	0	131.0	136	65	58	10	7	26	106	9	1	.264
2017	Clearwater	1-6	2.95	35	1	0	0	3	61.0	64	22	20	5	3	15	52	4	0	.271
<b>Minors Totals</b>		<b>12-18</b>	<b>3.50</b>	<b>68</b>	<b>32</b>	<b>0</b>	<b>0</b>	<b>3</b>	<b>234.0</b>	<b>242</b>	<b>103</b>	<b>91</b>	<b>15</b>	<b>14</b>	<b>47</b>	<b>202</b>	<b>15</b>	<b>1</b>	<b>.264</b>

**GLOGOSKI, KYLE JACKSON... RHP... B-T:** R-R... **HT:** 6-1; **WT:** 194... **BORN:** January 6, 1999, Auckland, New Zealand... **RESIDES:** Auckland... **HOW OBTAINED:** Signed by Phillies as a minor league free agent, 1/3/18... **SIGNED BY:** Howard Norsetter... **MISC:** Pitched for New Zealand in 2014 World Baseball Softball Confederation World Championship in Mexico... Was youngest player on New Zealand Diamond Blacks men's national team in 2016 World Baseball Classic qualifiers.

**2017:** Pitched for Sydney in Australian Baseball League.

**GÓMEZ, JOSÉ ANTONIO... SS... B-T:** R-R... **HT:** 6-0; **WT:** 180... **BORN:** December 10, 1996, Caracas, VZ... **RESIDES:** Catia, VZ... **HOW OBTAINED:** Acquired from COL with RHP Alejandro Reuena and RHP JD Hammer in exchange for RHP Pat Neshek and cash considerations on 7/26/17; originally signed by COL as an amateur free agent, 7/2/13.

**2017:** Began season with Asheville (A)... Selected as a South Atlantic League midseason and postseason All-Star... Made starts at 2B, 3B and SS for Asheville... Slashed .360/.404/.488 over 22 games in June... Placed on the DL, 7/20 (right hand contusion)... When acquired by Phillies on 7/26, was leading the SAL in AVG and T-3rd in hits... Reinstated from DL on 8/7 and joined Clearwater (A) after a rehab appearance with Gulf Coast League Phillies (R)... Had a 12-game hitting streak (.354 AVG, 17-48) from 8/18-9/1... **2016:** Spent entire season with Grand Junction (R)... Slugged 2 HR on 8/21 vs Idaho Falls... Hit .400 (36-90) over 21 games in August... Named a Pioneer League midseason and postseason All-Star... Finished 1st in hits in the PL, 2nd in AVG, 4th in RBI and 5th in SB... Batted .412 (28-68) vs LHP... **2015:** Spent second season with Dominican Summer League Rockies (R)... Collected 5 hits on 8/1... In 19 games during August, batted .371 (26-70)... Hit .333 (26-78) with RISP... **2014:** Made his professional debut with DSL Rockies.

YEAR	CLUB	AVG	G	AB	R	H	2B	3B	HR	RBI	SH	SF	HP	BB	SO	SB	CS	OBP	SLG	OPS	E
2014	DSL Rockies	.263	67	243	36	64	13	1	0	18	7	0	6	17	33	20	12	.327	.325	.652	14
2015	DSL Rockies	.300	66	220	35	66	13	1	2	28	8	1	13	16	25	12	7	.380	.395	.775	15
2016	Grand Junction	.367	66	267	54	*98	14	2	3	51	6	2	6	23	24	23	13	.426	.468	.894	24
2017	Asheville	.324	81	318	54	103	20	2	4	33	6	1	8	18	57	18	11	.374	.437	.811	13
	GCL Phillies	.500	2	6	1	3	0	0	0	1	0	0	0	0	0	0	0	.500	.500	1.000	1
	Clearwater	.250	22	92	8	23	2	0	0	3	1	0	1	4	19	0	1	.289	.272	.561	3
<b>Minors Totals</b>		<b>.312</b>	<b>304</b>	<b>1146</b>	<b>188</b>	<b>357</b>	<b>62</b>	<b>6</b>	<b>9</b>	<b>134</b>	<b>28</b>	<b>4</b>	<b>34</b>	<b>78</b>	<b>158</b>	<b>73</b>	<b>44</b>	<b>.372</b>	<b>.400</b>	<b>.771</b>	<b>70</b>

\* League leader

**GÓMEZ, LUIS DAVID**... RHP... B-T: R-R... HT: 6-1; WT: 174... BORN: May 14, 2001, Santa Teresa del Tuy, VZ... RESIDES: Santa Teresa del Tuy... HOW OBTAINED: Signed by Phillies as an amateur free agent, 7/14/17... SIGNED BY: Carlos Salas.

**GONELL, RAFI RAFAEL**... RHP... B-T: R-R... HT: 6-2; WT: 190... BORN: February 26, 1997, Guayubin, DR... RESIDES: Santiago, DR... HOW OBTAINED: Signed by Phillies as an amateur free agent, 1/19/18... SIGNED BY: Carlos Salas.

**GONZÁLEZ, BRAYAN ALEXANDER**... INF... B-T: R-R... HT: 5-11; WT: 186... BORN: January 14, 2000, Maracay, VZ... RESIDES: Maracay... HOW OBTAINED: Signed by Phillies as an amateur free agent, 7/2/16... SIGNED BY: Jesús Méndez.

2017: Began professional career with Gulf Coast League Phillies (R)... Homered in his first pro game, 6/27... Collected a season-high 4 RBI on 8/9... Hit .386 (17-44) with RISP... Made 38 starts at 2nd base... Participated in Florida Instructional League... 2016: Participated in FIL.

YEAR	CLUB	AVG	G	AB	R	H	2B	3B	HR	RBI	SH	SF	HP	BB	SO	SB	CS	OBP	SLG	OPS	E
2017	GCL Phillies	.269	38	134	23	36	10	0	2	24	1	3	2	12	33	6	0	.331	.388	.719	5

**GONZÁLEZ, ÓSCAR EDUARDO**... C... B-T: R-R... HT: 6-0; WT: 184... BORN: November 21, 2000, Yaritagua, VZ... RESIDES: Yaritagua... HOW OBTAINED: Signed by Phillies as an amateur free agent, 7/2/17... SIGNED BY: Rómulo Oliveros.

**GONZÁLEZ, RONALDO JOSUÉ**... C... B-T: R-R... HT: 5-11; WT: 178... BORN: October, 14, 1998, Maracaibo, VZ... RESIDES: Cabimas, VZ... HOW OBTAINED: Signed by Phillies as an amateur free agent, 7/13/16... SIGNED BY: Jesús Méndez.

2017: Began professional career with Dominican Summer League Phillies-White (R)... Slugged first pro home run, 7/22 at DSL Rojas.

YEAR	CLUB	AVG	G	AB	R	H	2B	3B	HR	RBI	SH	SF	HP	BB	SO	SB	CS	OBP	SLG	OPS	E
2017	DSL Phillies-W	.177	31	62	7	11	1	0	1	2	0	0	7	2	28	2	2	.282	.242	.524	5

**GOWDY, KEVIN R.**... RHP... B-T: R-R... HT: 6-4; WT: 170... BORN: November 16, 1997, Santa Barbara, CA... RESIDES: Santa Barbara... HOW OBTAINED: Selected by Phillies in 2nd round of June 2016 draft... SIGNED BY: Shane Bowers... EDUCATION: 2016 graduate of Santa Barbara HS.

2017: Did not pitch after undergoing Tommy John surgery... 2016: Began professional career with Gulf Coast League Phillies (R)... Participated in Florida Instructional League.

YEAR	CLUB	W-L	ERA	G	GS	CG	SHO	SV	IP	H	R	ER	HR	HB	BB	SO	WP	BK	AVG	
2016	GCL Phillies	0-1	4.00	4	4	0	0	0	9.0	9	5	4	0	1	2	9	0	0	.231	
2017	Injured - Did not pitch																			
<b>Minors Totals</b>		<b>0-1</b>	<b>4.00</b>	<b>4</b>	<b>4</b>	<b>0</b>	<b>0</b>	<b>0</b>	<b>9.0</b>	<b>9</b>	<b>5</b>	<b>4</b>	<b>0</b>	<b>1</b>	<b>2</b>	<b>9</b>	<b>0</b>	<b>0</b>	<b>.231</b>	

**GREEN, ZACHARY C (Zach)**... INF... B-T: R-R... HT: 6-3; WT: 220... BORN: March 7, 1994, Sacramento, CA... RESIDES: Rocklin, CA... HOW OBTAINED: Selected by Phillies in 3rd round of June 2012 draft... SIGNED BY: Joey Davis... EDUCATION: 2012 graduate of Jesuit HS (CA).

2017: Began season on the DL (right elbow sprain)... Reinstated from the DL on 7/3 and joined Clearwater (A) after a rehab assignment with Gulf Coast League Phillies (R)... Hit 3 HR and collected 7 RBI over 9 games with Clearwater from 8/1-11... Promoted to Reading (AA) on 8/17 for remainder of season... Played 1st base and 3rd base for all three teams... Played for Glendale in Arizona Fall League... 2016: Spent entire season with Clearwater... Selected as a Florida State League midseason All-Star... Was T-7th in the FSL in RBI and T-9th in doubles... Had 10 games with 3 or more hits... Homered in 3 straight games, 6/22-24 (10 RBI)... Batted .330 (36-109) with a .523 SLG % against LHP... Was on the DL, 8/15-end of season (right elbow strain)... 2015: Spent entire season with Clearwater... Was on the DL, 5/9-9/13 (left wrist sprain)... 2014: Spent entire season with Lakewood (A)... Batted .282 (72-255) after the All-Star break with 27 XBH (19 2B, 2 3B, 6 HR)... 2013: Spent season with Williamsport (A)... Led New York-Penn League in runs, HR & total bases (213), T-1st in games & doubles, 2nd in SLG % (.478), T-3rd in RBI, T-5th in AB and 7th in walks... Selected as a NYPL midseason All-Star... Had 2 multi-HR games (6/25 & 8/2)... Participated in Florida Instructional League... 2012: Began pro career with Gulf Coast League Phillies... Participated in FIL.

YEAR	CLUB	AVG	G	AB	R	H	2B	3B	HR	RBI	SH	SF	HP	BB	SO	SB	CS	OBP	SLG	OPS	E
2012	GCL Phillies	.284	47	169	20	48	13	1	3	21	0	1	5	8	43	2	2	.333	.426	.759	16
2013	Williamsport	.252	#74	270	*52	68	#20	1	*13	41	0	2	8	31	91	8	5	.344	.478	.822	17
2014	Lakewood	.268	84	328	41	88	22	2	6	43	0	5	1	24	65	7	1	.316	.402	.718	11
2015	Clearwater	.173	26	104	7	18	2	0	1	7	0	1	0	6	28	0	0	.216	.221	.437	0
2016	Clearwater	.263	96	354	49	93	24	0	12	63	1	4	15	20	110	0	1	.326	.432	.758	5
2017	GCL Phillies	.308	4	13	6	4	1	0	3	6	0	1	0	3	4	0	0	.412	1.077	1.489	0
	Clearwater	.221	38	140	13	31	7	1	5	15	0	1	4	7	51	0	0	.276	.393	.669	3
	Reading	.222	15	45	3	10	2	0	1	5	0	1	2	3	20	0	0	.294	.333	.627	0
<b>Minors Totals</b>		<b>.253</b>	<b>384</b>	<b>1423</b>	<b>191</b>	<b>360</b>	<b>91</b>	<b>5</b>	<b>44</b>	<b>201</b>	<b>1</b>	<b>16</b>	<b>35</b>	<b>102</b>	<b>412</b>	<b>17</b>	<b>9</b>	<b>.315</b>	<b>.417</b>	<b>.732</b>	<b>52</b>

\* League leader  
# Tied for league lead

**GRULLÓN, DEIVI WILFIN**... C... B-T: R-R... HT: 5-11; WT: 240... BORN: February 17, 1996, Bona0, DR... RESIDES: Bona0... **HOW OBTAINED:** Signed by Phillies as an amateur free agent, 7/2/12... **SIGNED BY:** Koby Pérez.

**2017:** Began season with Clearwater (A)... Collected 4 hits, including a HR, on 4/15 vs Palm Beach... Selected as a Florida State League midseason All-Star and started for North Division in FSL All-Star Game... Caught 31 of 84 attempted base stealers (36.9%)... Promoted to Reading (AA) on 7/27 for remainder of season... Hit .375 (6-16) against LHP... Caught 9 of 25 attempted base stealers (36.0%) with Reading... **2016:** Spent entire season with Lakewood (A)... Threw out 27 of 97 attempted base stealers (27.8%), which was the 9th-best ratio in the South Atlantic League... Was on the DL with a right shin contusion, 4/13-5/6... Homered in 3 straight games, 7/12-14... Recorded a 12-game hitting streak from 8/17-end of season... Participated in Florida Instructional League... **2015:** Spent entire season with Lakewood... Collected 6 RBI, 8/30 at Greensboro... Batted .320 (24-75) with 18 RBI over his final 21 games... Participated in FIL... **2014:** Shuttled between Clearwater, Lakewood and Williamsport (A) all season... Hit .333 (13-39) with RISP for Williamsport... Participated in FIL... **2013:** Began pro career with Gulf Coast League Phillies (R)... Participated in FIL... **2012:** Participated in FIL.

YEAR	CLUB	AVG	G	AB	R	H	2B	3B	HR	RBI	SH	SF	HP	BB	SO	SB	CS	OBP	SLG	OPS	E
2013	GCL Phillies	.273	41	121	13	33	8	0	1	14	0	0	1	10	18	0	0	.333	.364	.697	5
2014	Clearwater	.200	2	10	0	2	0	0	0	1	0	0	0	1	0	0	0	.200	.200	.400	0
	Lakewood	.237	24	76	9	18	5	0	1	7	1	0	1	3	13	0	0	.275	.342	.617	6
	Williamsport	.225	53	187	14	42	9	1	0	18	1	0	2	9	39	3	0	.268	.283	.551	6
2015	Lakewood	.221	107	394	38	87	19	1	8	50	2	0	5	23	105	0	0	.273	.335	.608	13
2016	Lakewood	.256	87	320	29	82	20	0	6	45	0	4	2	30	83	0	3	.320	.375	.695	10
2017	Clearwater	.255	71	271	31	69	14	0	8	24	0	2	1	12	61	0	1	.287	.395	.682	8
	Reading	.229	23	83	10	19	3	0	4	13	0	1	0	5	19	0	0	.270	.410	.680	4
<b>Minors Totals</b>		<b>.241</b>	<b>408</b>	<b>1462</b>	<b>144</b>	<b>352</b>	<b>78</b>	<b>2</b>	<b>28</b>	<b>172</b>	<b>4</b>	<b>7</b>	<b>12</b>	<b>92</b>	<b>339</b>	<b>3</b>	<b>4</b>	<b>.290</b>	<b>.354</b>	<b>.644</b>	<b>52</b>

**GURROLA, YAHIR**... OF... B-T: R-R... HT: 6-0; WT: 199... BORN: March 19, 1996, El Paso, TX... RESIDES: El Paso... **HOW OBTAINED:** Selected by Phillies in 27th round of June 2017 draft... **SIGNED BY:** Alan Marr... **EDUCATION:** Attended University of North Florida.

**2017:** Began professional career with Gulf Coast League Phillies (R)... T-9th in GCL in SB... Had a season-high 4 hits on 7/13 vs GCL Yankees West... Hit .410 (16-39) with 8 RBI and a 1.013 OPS in 12 games during August... Batted .372 (16-43) with RISP... Promoted to Williamsport (A) on 8/16 for remainder of season... Slugged first pro home run, 8/17 at Auburn... Logged 4 multi-hit games over 5 contests, 9/1-5... Participated in Florida Instructional League.

YEAR	CLUB	AVG	G	AB	R	H	2B	3B	HR	RBI	SH	SF	HP	BB	SO	SB	CS	OBP	SLG	OPS	E
2017	GCL Phillies	.333	35	105	25	35	6	0	0	18	0	1	6	14	18	12	5	.437	.390	.827	1
	Williamsport	.237	25	97	6	23	7	0	1	12	0	1	1	1	24	3	1	.250	.340	.590	2
<b>Minors Totals</b>		<b>.287</b>	<b>60</b>	<b>202</b>	<b>31</b>	<b>58</b>	<b>13</b>	<b>0</b>	<b>1</b>	<b>30</b>	<b>0</b>	<b>2</b>	<b>7</b>	<b>15</b>	<b>42</b>	<b>15</b>	<b>6</b>	<b>.354</b>	<b>.366</b>	<b>.720</b>	<b>3</b>

**GUTHRIE, DALTON**... SS... B-T: R-R... HT: 5-11; WT: 180... BORN: December 23, 1995, Sarasota, FL... RESIDES: Sarasota... **HOW OBTAINED:** Selected by Phillies in 6th round of June 2017 draft... **SIGNED BY:** Alan Marr... **EDUCATION:** Attended University of Florida.

**2017:** Began professional career with Gulf Coast League Phillies (R)... First pro hit was a home run on 8/16 vs GCL Blue Jays... Participated in Florida Instructional League.

YEAR	CLUB	AVG	G	AB	R	H	2B	3B	HR	RBI	SH	SF	HP	BB	SO	SB	CS	OBP	SLG	OPS	E
2017	GCL Phillies	.182	9	22	5	4	1	0	1	3	1	0	0	5	1	1	1	.333	.364	.697	1

**GUTIÉRREZ, ABRAHÁN ALBERTO**... C... B-T: R-R... HT: 6-2; WT: 214... BORN: October 31, 1999, Caracas, VZ... RESIDES: Charallave, VZ... **HOW OBTAINED:** Signed by Phillies as a minor league free agent, 12/21/17; originally signed by ATL as an amateur free agent, 7/2/16... **SIGNED BY:** Carlos Salas.

**2017:** Began professional career with Gulf Coast League Braves (R)... Caught 18 of 48 attempted base stealers (37.5%)... Slugged first pro HR on 8/28 at GCL Pirates.

YEAR	CLUB	AVG	G	AB	R	H	2B	3B	HR	RBI	SH	SF	HP	BB	SO	SB	CS	OBP	SLG	OPS	E
2017	GCL Braves	.264	35	129	15	34	9	0	1	12	0	1	1	10	21	0	0	.319	.357	.676	3

**GUTIÉRREZ, DIXON DAVID**... OF... B-T: S-R... HT: 5-11; WT: 165... BORN: June 30, 1998, Cabimas, VZ... RESIDES: Maracaibo, VZ... **HOW OBTAINED:** Signed by Phillies as an amateur free agent, 1/20/16... **SIGNED BY:** Jesús Méndez.

**2017:** Spent entire season with Dominican Summer League Phillies-Red (R)... Had 8 OF assists... Collected 3 hits on 6/13 at DSL Cardinals... **2016:** Began professional career with DSL Phillies-1... Batted .368 (32-87) with a .429 OBP in his first 23 games... Had multiple hits in 9 of his first 13 games.

YEAR	CLUB	AVG	G	AB	R	H	2B	3B	HR	RBI	SH	SF	HP	BB	SO	SB	CS	OBP	SLG	OPS	E
2016	DSL Phillies-1	.257	62	230	25	59	6	2	0	13	3	1	3	19	31	11	10	.320	.300	.620	1
2017	DSL Phillies-R	.230	44	135	15	31	0	1	0	16	0	1	3	17	19	9	4	.327	.244	.571	1
<b>Minors Totals</b>		<b>.247</b>	<b>106</b>	<b>365</b>	<b>40</b>	<b>90</b>	<b>6</b>	<b>3</b>	<b>0</b>	<b>29</b>	<b>3</b>	<b>2</b>	<b>6</b>	<b>36</b>	<b>50</b>	<b>20</b>	<b>14</b>	<b>.323</b>	<b>.279</b>	<b>.602</b>	<b>2</b>

**GUZMÁN, JONATHAN**... SS... B-T: R-R... HT: 6-0; WT: 171... BORN: August 17, 1999, Esperanza, DR... RESIDES: Mao, DR... HOW OBTAINED: Signed by Phillies as an amateur free agent, 8/17/15... SIGNED BY: Carlos Salas.

**2017:** Opened his season with Clearwater (A)... Transferred to Williamsport (A) on 5/25... Slugged first professional home run on 6/24 at Auburn... Transferred to Gulf Coast League Phillies (R) on 6/26 for remainder of season... Slashed .303/.352/.455 over 16 games in July... Participated in Florida Instructional League... **2016:** Began pro career with Dominican Summer League Phillies-1 (R)... Led team in AVG, hits, AB, doubles, games and total bases (83)... Had a 15-game hitting streak, 7/25-8/13... Participated in FIL.

YEAR	CLUB	AVG	G	AB	R	H	2B	3B	HR	RBI	SH	SF	HP	BB	SO	SB	CS	OBP	SLG	OPS	E
2016	DSL Phillies-1	.300	64	240	27	72	11	0	0	13	7	2	7	21	25	13	#13	.370	.346	.716	11
2017	Clearwater	.000	1	3	0	0	0	0	0	0	0	0	0	3	0	0	0	.000	.000	.000	0
	Williamsport	.263	6	19	2	5	0	0	1	2	0	0	4	3	0	1	.391	.421	.812	5	
	GCL Phillies	.248	38	153	17	38	4	2	1	13	1	0	0	11	24	5	1	.299	.320	.619	10
<b>Minors Totals</b>		<b>.277</b>	<b>109</b>	<b>415</b>	<b>46</b>	<b>115</b>	<b>15</b>	<b>2</b>	<b>2</b>	<b>28</b>	<b>8</b>	<b>2</b>	<b>7</b>	<b>36</b>	<b>55</b>	<b>18</b>	<b>15</b>	<b>.343</b>	<b>.337</b>	<b>.681</b>	<b>26</b>

# Tied for league lead

**HALL, DARICK**... 1B... B-T: L-R... HT: 6-4; WT: 242... BORN: July 25, 1995, Hereford, AZ... RESIDES: Hereford... HOW OBTAINED: Selected by Phillies in 14th round of June 2016 draft... SIGNED BY: Paul Scott... EDUCATION: Attended Dallas Baptist University (TX).

**2017:** Spent majority of season with Lakewood (A)... Named the South Atlantic League Most Valuable Player and selected as a SAL post-season All-Star... Became first BlueClaw to earn SAL MVP honors... Led all Phillies minor leaguers in RBI (101) and T-1st in HR (29)... Led the SAL in HR, RBI, total bases (227), XBH (56), SLG % and OPS... Set team record for HR in a season... Selected as Phillies Minor League Player of the Week 4 times (5/1-7, 5/29-6/4, 6/12-18 and 8/7-13) and SAL Player of the Week, 8/7-13... Reached base safely in 23 consecutive games (.420 OBP) from 6/9-7/4... Slugged 2 HR and collected a professional-high 7 RBI on 8/23 at Hagerstown... Hit .339 (43-127) with RISP for Lakewood... Promoted to Clearwater (A) on 8/29 for remainder of season... Homered in each of first 2 games with Clearwater, a doubleheader on 8/29 at Charlotte... **2016:** Began pro career with Williamsport (A)... Led the New York-Penn League in SLG %, OPS and HBP, finished T-1st in doubles, T-3rd in home runs, T-7th in total bases (101) and T-10th in OBP (.372)... Led all Phillies short-season minor leaguers in doubles, home runs and total bases... Batted .320 (33-103), 6 HR, 19 RBI in his final 29 games after batting .239 (22-92), 3 HR, 10 RBI in first 28 games... Homered in 3 straight games, 8/31-9/2... Recorded 12 RBI in a 7-game span, 8/27-9/2... Participated in Florida Instructional League.

YEAR	CLUB	AVG	G	AB	R	H	2B	3B	HR	RBI	SH	SF	HP	BB	SO	SB	CS	OBP	SLG	OPS	E
2016	Williamsport	.282	57	195	27	55	#19	0	9	29	0	2	*16	13	57	0	2	.372	*.518	*.890	5
2017	Lakewood	.272	114	426	64	116	28	1	*27	*96	0	5	17	29	110	0	0	.340	*.533	*.873	7
	Clearwater	.231	7	26	4	6	2	0	2	5	0	0	0	7	0	0	0	.231	.538	.769	0
<b>Minors Totals</b>		<b>.274</b>	<b>178</b>	<b>647</b>	<b>95</b>	<b>177</b>	<b>49</b>	<b>1</b>	<b>38</b>	<b>130</b>	<b>0</b>	<b>7</b>	<b>33</b>	<b>42</b>	<b>174</b>	<b>0</b>	<b>2</b>	<b>.346</b>	<b>.529</b>	<b>.874</b>	<b>12</b>

\* League leader

# Tied for league lead

**HALLEAD, TYLER**... RHP... B-T: R-R... HT: 6-5; WT: 214... BORN: May 17, 1995, Yakima, WA... RESIDES: Las Vegas, NV... HOW OBTAINED: Selected by Phillies in 24th round of June 2016 draft... SIGNED BY: Mike Garcia... EDUCATION: 2016 graduate of the College of Southern Nevada.

**2017:** Spent entire season with Lakewood (A)... Posted a 1.84 ERA (3 ER, 14.2 IP) in 9 games during August... Held RHH to a .183 AVG (15-82)... Averaged 10.76 SO/9.0 IP... **2016:** Began professional career with Williamsport (A)... Participated in Florida Instructional League.

YEAR	CLUB	W-L	ERA	G	GS	SHO	SV	IP	H	R	ER	HR	HB	BB	SO	WP	BK	AVG
2016	Williamsport	2-2	4.91	14	0	0	2	25.2	23	16	14	1	3	10	13	3	0	.237
2017	Lakewood	1-1	5.05	27	0	0	1	41.0	32	24	23	3	4	22	49	6	0	.216
<b>Minors Totals</b>		<b>3-3</b>	<b>5.00</b>	<b>41</b>	<b>0</b>	<b>0</b>	<b>3</b>	<b>66.2</b>	<b>55</b>	<b>40</b>	<b>37</b>	<b>4</b>	<b>7</b>	<b>32</b>	<b>62</b>	<b>9</b>	<b>0</b>	<b>.224</b>

**HASELEY, ADAM DONALD**... OF... B-T: L-L... HT: 6-1; WT: 195... BORN: April 12, 1996, Orlando, FL... RESIDES: Windermere, FL... HOW OBTAINED: Selected by Phillies in 1st round (8th overall) of June 2017 draft... SIGNED BY: Paul Murphy... EDUCATION: Attended the University of Virginia.

**2017:** Began professional career with Gulf Coast League Phillies (R)... Named Phillies Minor League Player of the Week, 7/31-8/6... Went 3-for-4, 2B, R in his pro debut, 6/27 at GCL Yankees West... Promoted to Williamsport (A) on 6/30... Slugged first pro home run on 7/7 vs Mahoning Valley... Had a 9-game hitting streak (.417 AVG, 15-36) from 7/30-8/9... Hit .343 (12-35) against LHP and batted .462 (6-13) with RISP and 2 outs... Logged 13 multi-hit games... Promoted to Lakewood (A) on 8/15 for remainder of season... Scored at least 1 run in 5 straight games from 8/23-30 (8 total runs in that span)... Following the season, was named the 5th-best prospect in the Phillies minor league system by *Baseball America*... Participated in Florida Instructional League.

YEAR	CLUB	AVG	G	AB	R	H	2B	3B	HR	RBI	SH	SF	HP	BB	SO	SB	CS	OBP	SLG	OPS	E
2017	GCL Phillies	.583	3	12	3	7	1	1	0	4	0	0	0	2	3	1	1	.643	.833	1.476	0
	Williamsport	.270	37	137	18	37	9	0	2	18	1	2	4	14	28	5	3	.350	.380	.730	1
	Lakewood	.258	18	66	15	17	3	1	1	6	1	1	0	6	13	0	1	.315	.379	.694	0
<b>Minors Totals</b>		<b>.284</b>	<b>58</b>	<b>215</b>	<b>36</b>	<b>61</b>	<b>13</b>	<b>2</b>	<b>3</b>	<b>28</b>	<b>2</b>	<b>3</b>	<b>4</b>	<b>22</b>	<b>44</b>	<b>6</b>	<b>5</b>	<b>.357</b>	<b>.405</b>	<b>.761</b>	<b>1</b>

SCOUTING & PLAYER DEV.

**HENNIGAN, JONATHAN**... LHP... B-T: L-L... HT: 6-4; WT: 193... BORN: August 27, 1994, Nacogdoches, TX... RESIDES: Center, TX... HOW OBTAINED: Selected by Phillies in 21st round of June 2016 draft... SIGNED BY: Steve Cohen... EDUCATION: Attended Texas State University.

**2017:** Spent entire season with Lakewood (A)... Earned first professional save, 4/7 at Kannapolis... Posted a 1.64 ERA (2 ER, 11.0 IP) over 8 games in April... Struck out 6 over 3.1 hitless innings on 6/6 vs Kannapolis... Averaged 12.22 SO/9.0 IP... Held RHH to a .209 AVG (23-110)... Posted a 2.49 ERA (7 ER, 25.1 IP) in 14 home games compared to a 9.38 ERA (25 ER, 24.0 IP) in 16 road games... Was on the DL from 8/8 through remainder of season (left shoulder strain)... **2016:** Began pro career with Williamsport (A)... Allowed 2 ER in his first 2.0 IP, then surrendered only 1 ER in his final 12.1 IP (0.73 ERA in 11 games)... Averaged 11.93 SO/9.0 IP... RHH were 0-for-12 with 6 SO against him... Participated in Florida Instructional League.

YEAR	CLUB	W-L	ERA	G	GS	CG	SHO	SV	IP	H	R	ER	HR	HB	BB	SO	WP	BK	AVG
2016	Williamsport	1-0	1.88	13	0	0	0	0	14.1	8	4	3	1	1	6	19	3	0	.160
2017	Lakewood	1-3	5.84	30	0	0	0	3	49.1	47	35	32	3	2	27	67	4	1	.245
<b>Minors Totals</b>		<b>2-3</b>	<b>4.95</b>	<b>43</b>	<b>0</b>	<b>0</b>	<b>0</b>	<b>3</b>	<b>63.2</b>	<b>55</b>	<b>39</b>	<b>35</b>	<b>4</b>	<b>3</b>	<b>33</b>	<b>86</b>	<b>7</b>	<b>1</b>	<b>.227</b>

**HENRÍQUEZ, JESÚS ALBERTO**... INF... B-T: S-R... HT: 6-1; WT: 182... BORN: April 7, 1998, Maracaibo, VZ... RESIDES: Maracaibo... HOW OBTAINED: Signed by Phillies as an amateur free agent, 7/24/14... SIGNED BY: Jesús Méndez.

**2017:** Began season with Williamsport (A)... Transferred to Gulf Coast League Phillies (R) on 6/26 for remainder of season... Hit .304 (17-56) in 16 home games with GCL Phillies... Committed just 1 error in 98 total chances at 1st base, 2nd base and 3rd base... **2016:** Spent entire season with Dominican Summer League Phillies-2 (R)... Was T-1st in the DSL in games, 2nd in hits, 3rd in AB and 7th in AVG... Led all Phillies short-season minor leaguers in hits, games and AB... Recorded 3 or more hits in 11 games... Was 60-for-123 (.420 AVG) with a .481 OBP in road contests... Appeared in games at 1st base, 2nd base, 3rd base, SS and LF... Participated in Florida Instructional League... **2015:** Began professional career with Venezuelan Summer League Phillies (R)... Tied for league lead in SH, T-3rd in games and 4th in AB.

YEAR	CLUB	AVG	G	AB	R	H	2B	3B	HR	RBI	SH	SF	HP	BB	SO	SB	CS	OBP	SLG	OPS	E
2015	VSL Phillies	.210	68	248	25	52	8	1	0	14	#7	0	4	19	31	3	5	.277	.250	.527	13
2016	DSL Phillies-2	.337	#68	264	43	89	8	0	0	26	8	1	2	32	13	12	6	.411	.367	.778	13
2017	Williamsport	.250	1	4	1	1	1	0	0	2	0	0	0	0	1	0	0	.250	.500	.750	0
	GCL Phillies	.258	28	89	10	23	2	0	0	9	1	3	1	7	12	1	0	.310	.281	.591	1
<b>Minors Totals</b>		<b>.273</b>	<b>165</b>	<b>605</b>	<b>79</b>	<b>165</b>	<b>19</b>	<b>1</b>	<b>0</b>	<b>51</b>	<b>16</b>	<b>4</b>	<b>7</b>	<b>58</b>	<b>57</b>	<b>16</b>	<b>11</b>	<b>.341</b>	<b>.307</b>	<b>.649</b>	<b>27</b>

# Tied for league lead

**HEREDIA, ERICK**... RHP... B-T: R-R... HT: 6-4; WT: 175... BORN: March 17, 1997, Santo Domingo, DR... RESIDES: San Cristóbal, DR... HOW OBTAINED: Signed by Phillies as an amateur free agent, 7/2/16... SIGNED BY: Carlos Salas.

**2017:** Spent entire season with Dominican Summer League Phillies-Red (R)... Posted a 2.42 ERA (6 ER, 22.1 IP) in his first 5 starts of season (all in June)... Surrendered 9 ER in the 1st inning of games and 11 ER combined in the 2nd to 6th inning of games... **2016:** Began professional career with DSL Phillies-1 (R).

YEAR	CLUB	W-L	ERA	G	GS	CG	SHO	SV	IP	H	R	ER	HR	HB	BB	SO	WP	BK	AVG
2016	DSL Phillies-1	0-0	4.15	2	1	0	0	0	4.1	5	2	2	0	0	4	0	1	0	.294
2017	DSL Phillies-R	0-6	3.67	13	12	0	0	0	49.0	54	36	20	0	7	26	39	10	0	.274
<b>Minors Totals</b>		<b>0-6</b>	<b>3.71</b>	<b>15</b>	<b>13</b>	<b>0</b>	<b>0</b>	<b>0</b>	<b>53.1</b>	<b>59</b>	<b>38</b>	<b>22</b>	<b>0</b>	<b>7</b>	<b>30</b>	<b>39</b>	<b>11</b>	<b>0</b>	<b>.276</b>

**HERNÁNDEZ, CRISTIAN GREGORIO**... RHP... B-T: R-R... HT: 6-3; WT: 180... BORN: September 23, 2000, VZ... RESIDES: VZ... HOW OBTAINED: Signed by Phillies as an amateur free agent, 7/9/17... SIGNED BY: Ebert Velásquez.

**HERNANDEZ, JAKOB**... LHP... B-T: L-L... HT: 6-4; WT: 290... BORN: May 19, 1996, Parker, CO... RESIDES: Georgetown, TX... HOW OBTAINED: Selected by Phillies in 21st round of June 2017 draft... SIGNED BY: Brian Kohlscheen... EDUCATION: Attended the University of Texas at Arlington.

**2017:** Began professional career with Gulf Coast League Phillies (R)... Earned first pro win, 8/3 at GCL Yankees East... Participated in Florida Instructional League.

YEAR	CLUB	W-L	ERA	G	GS	CG	SHO	SV	IP	H	R	ER	HR	HB	BB	SO	WP	BK	AVG
2017	GCL Phillies	1-0	1.64	9	0	0	0	1	11.0	9	3	2	0	1	0	15	1	0	.237

**HERNÁNDEZ, JAN ALEXIS**... 3B/OF... B-T: R-R... HT: 6-2; WT: 216... BORN: January 3, 1995, Caguas, PR... RESIDES: San Lorenzo, PR... HOW OBTAINED: Selected by Phillies in 3rd round of June 2013 draft... SIGNED BY: Alan Marr... EDUCATION: Attended Carlos Beltran Baseball Academy (FL).

**2017:** Spent entire season with Clearwater (A)... Ranked T-2nd in Florida State League in HR... Led Clearwater with 16 HR... Slugged 2 HR and had 4 RBI, 4/29 at St. Lucie... Hit .293 (29-99) with 13 XBH over 27 games in July... Hit safely in 11 straight games (.308 AVG, 12-39) from 7/24-8/4... Slashed .309/.391/.556 against LHP... **2016:** Spent majority of season with Lakewood (A)... Had an 11-game hit streak, 5/2-14... Was on the DL, 6/28-7/26; included 4 rehab games combined with Gulf Coast League Phillies (R) and Williamsport (A)... Had first pro 2-HR game, 8/23 vs Greensboro... **2015:** Spent entire season with Williamsport... Led all Phillies short-season minor leaguers in HR... Finished 2nd in the New York-Penn League in home runs and T-8th in RBI...

## HERNÁNDEZ, JAN (continued)

Participated in Florida Instructional League... **2014:** Began season with Lakewood and appeared in 17 games before being transferred to Williamsport on 5/20 for remainder of season... Participated in FIL... **2013:** Began pro career with GCL Phillies... Participated in FIL.

YEAR	CLUB	AVG	G	AB	R	H	2B	3B	HR	RBI	SH	SF	HP	BB	SO	SB	CS	OBP	SLG	OPS	E
2013	GCL Phillies	.210	39	124	16	26	6	1	3	14	0	2	3	12	50	7	2	.291	.347	.638	11
2014	Lakewood	.145	17	55	5	8	3	0	1	5	0	0	0	5	23	0	0	.217	.255	.472	2
	Williamsport	.186	57	194	22	36	9	1	5	15	2	2	1	18	79	4	2	.256	.320	.576	18
2015	Williamsport	.211	57	213	25	45	9	2	10	35	2	2	3	11	69	5	2	.258	.413	.671	13
2016	Lakewood	.255	86	310	47	79	15	3	10	31	1	0	3	23	100	1	3	.313	.419	.732	18
	GCL Phillies	.200	2	5	0	1	0	0	0	1	0	0	0	2	0	0	0	.200	.200	.400	0
	Williamsport	.200	2	5	2	1	1	0	0	0	0	0	2	3	0	0	0	.429	.400	.829	0
2017	Clearwater	.212	90	316	42	67	10	3	16	35	2	0	7	26	114	5	3	.287	.415	.702	17
<b>Minors Totals</b>		<b>.215</b>	<b>350</b>	<b>1222</b>	<b>159</b>	<b>263</b>	<b>53</b>	<b>10</b>	<b>45</b>	<b>136</b>	<b>7</b>	<b>6</b>	<b>17</b>	<b>97</b>	<b>440</b>	<b>22</b>	<b>12</b>	<b>.281</b>	<b>.385</b>	<b>.666</b>	<b>79</b>

**HERNÁNDEZ, JEVI LUIS**... **OF**... **B-T:** R-R... **HT:** 6-0; **WT:** 140... **BORN:** March 2, 1999, Santo Domingo, DR... **RESIDES:** Santo Domingo... **HOW OBTAINED:** Signed by Phillies as an amateur free agent, 3/4/17... **SIGNED BY:** Franklin Felida.

**2017:** Began professional career with Dominican Summer League Phillies-Red (R)... Led all Phillies short-season minor leaguers in doubles... Hit .295 (13-44) against LHP... Batted .313 (21-67) with RISP... Slugged first pro HR, 7/27 vs DSL Yankees.

YEAR	CLUB	AVG	G	AB	R	H	2B	3B	HR	RBI	SH	SF	HP	BB	SO	SB	CS	OBP	SLG	OPS	E
2017	DSL Phillies-R	.232	61	211	21	49	16	3	1	31	1	1	3	10	32	11	6	.276	.351	.626	6

**HERNÁNDEZ, JOAN MANUEL**... **RHP**... **B-T:** R-R... **HT:** 6-0; **WT:** 180... **BORN:** July 7, 1999, Santo Domingo, DR... **RESIDES:** Santo Domingo... **HOW OBTAINED:** Signed by Phillies as an amateur free agent, 7/7/17... **SIGNED BY:** Carlos Salas and Luis García.

**HERRERA, ALEXIS ANTONIO**... **RHP**... **B-T:** R-R... **HT:** 6-3; **WT:** 180... **BORN:** May 6, 1999, San Juan de los Morros, VZ... **RESIDES:** Maracay, VZ... **HOW OBTAINED:** Signed by Phillies as an amateur free agent, 4/28/17... **SIGNED BY:** William Mota.

**2017:** Began professional career with Dominican Summer League Phillies-White (R)... Earned a save in his pro debut, 7/19 at DSL D-backs2.

YEAR	CLUB	W-L	ERA	G	GS	CG	SHO	SV	IP	H	R	ER	HR	HB	BB	SO	WP	BK	AVG
2017	DSL Phillies-W	0-0	18.00	6	0	0	0	2	5.0	6	10	10	0	1	8	4	0	0	.300

**HERRERA, JUAN DIEGO**... **INF**... **B-T:** R-R... **HT:** 6-3; **WT:** 165... **BORN:** December 14, 1999, Mérida, VZ... **RESIDES:** San Cristóbal, VZ... **HOW OBTAINED:** Signed by Phillies as an amateur free agent, 7/27/16... **SIGNED BY:** Jesús Méndez.

**2017:** Began professional career with Dominican Summer League Phillies-White (R)... Slugged first pro HR, 8/23 (gm 2) at DSL Rojas... Hit .333 (8-24) against LHP.

YEAR	CLUB	AVG	G	AB	R	H	2B	3B	HR	RBI	SH	SF	HP	BB	SO	SB	CS	OBP	SLG	OPS	E
2017	DSL Phillies-W	.206	40	102	9	21	2	1	1	9	1	1	3	2	37	2	0	.241	.275	.515	4

**HIBBS, WILLIAM MILLER (Will)**... **RHP**... **B-T:** S-R... **HT:** 6-7; **WT:** 240... **BORN:** October 27, 1993, San Antonio, TX... **RESIDES:** Friendswood, TX... **HOW OBTAINED:** Selected by Phillies in 19th round of June 2016 draft... **SIGNED BY:** Steve Cohen... **EDUCATION:** 2016 graduate of Lamar University (TX).

**2017:** Spent majority of season with Lakewood (A)... Selected as a South Atlantic League midseason and postseason All-Star... Named SAL Relief Pitcher of the Month for May... Led the SAL in saves (20) and was 2nd in games finished (36)... Among qualifying relievers in the SAL, was 1st in OPP AVG and fewest base runners/9.0 IP (7.38)... Began season with a 32.0-inning scoreless streak (18 games) from 4/8-6/7, while allowing just 8 hits during that stretch... Promoted to Clearwater (A) on 6/22... Transferred to Lakewood on 7/12 for remainder of season... Held LHH to a .154 AVG (14-91) and RHH to a .124 AVG (15-121) with Lakewood... Posted a 0.75 WHIP... **2016:** Began professional career with Williamsport (A)... Allowed 1 ER in his first 17.1 IP (0.52 ERA)... Posted a 0.86 WHIP... Held opponents to a .162 AVG (17-105) with 4 XBH (2 2B, 3B, HR)... Pitched 2.0 innings or more in 8 of his 19 appearances.

YEAR	CLUB	W-L	ERA	G	GS	CG	SHO	SV	IP	H	R	ER	HR	HB	BB	SO	WP	BK	AVG
2016	Williamsport	3-4	1.44	19	0	0	0	4	31.1	17	8	5	1	3	10	27	1	0	.162
2017	Lakewood	6-4	1.77	40	0	0	*20	6.0	29	12	12	2	4	17	73	2	0	.137	
	Clearwater	0-0	7.88	5	0	0	0	0	8.0	11	7	7	2	1	7	7	1	0	.333
<b>Minors Totals</b>		<b>9-8</b>	<b>2.15</b>	<b>64</b>	<b>0</b>	<b>0</b>	<b>0</b>	<b>24</b>	<b>100.1</b>	<b>57</b>	<b>27</b>	<b>24</b>	<b>5</b>	<b>8</b>	<b>34</b>	<b>107</b>	<b>4</b>	<b>0</b>	<b>.163</b>

\* League leader

**HOLMES, JACOB CLARK (Jake)**... SS... B-T: R-R... HT: 6-4; WT: 198... BORN: July 2, 1998, Phoenix, AZ... RESIDES: Tierra Verde, FL... **HOW OBTAINED:** Selected by Phillies in 11th round of June 2017 draft... **SIGNED BY:** Brad Holland... **EDUCATION:** 2017 graduate of Pinnacle HS (AZ).

**2017:** Began professional career with Gulf Coast League Phillies (R)... Slugged first 2 pro homers, 8/1 vs GCL Blue Jays... Collected 4 RBI on 8/10 vs GCL Tigers East... Hit .311 (14-45) in 13 road games... Participated in Florida Instructional League.

YEAR	CLUB	AVG	G	AB	R	H	2B	3B	HR	RBI	SH	SF	HP	BB	SO	SB	CS	OBP	SLG	OPS	E
2017	GCL Phillies	.252	32	107	19	27	5	0	2	14	1	1	2	11	17	5	1	.331	.355	.686	2

**HOWARD, SPENCER LEE**... RHP... B-T: R-R... HT: 6-3; WT: 200... BORN: July 28, 1996, San Luis Obispo, CA... RESIDES: Templeton, CA... **HOW OBTAINED:** Selected by Phillies in 2nd round of June 2017 draft... **SIGNED BY:** Shane Bowers... **EDUCATION:** Attended California Polytechnic State University, San Luis Obispo.

**2017:** Began professional career with Williamsport (A)... Named Phillies Minor League Pitcher of the Week, 8/21-27... Earned first pro win on 8/23 (gm 2) vs Auburn... Had a season-high 10 SO over 4.2 innings, 8/29 vs Auburn... Averaged 12.71 SO/9.0 IP... Held LHH to a .211 AVG (12-57) and RHH to a .217 AVG (10-46)... Participated in Florida Instructional League.

YEAR	CLUB	W-L	ERA	G	GS	CG	SHO	SV	IP	H	R	ER	HR	HB	BB	SO	WP	BK	AVG
2017	Williamsport	1-1	4.45	9	9	0	0	0	28.1	22	15	14	0	2	18	40	5	3	.214

**JIMÉNEZ, JOSÉ ANTONIO**... LHP... B-T: L-L... HT: 5-11; WT: 208... BORN: September 25, 1997, Esperanza, DR... RESIDES: Navarette, DR... **HOW OBTAINED:** Signed by Phillies as an amateur free agent, 1/26/16... **SIGNED BY:** Carlos Salas.

**2017:** Spent entire season with Gulf Coast League Phillies (R)... Posted a 2.13 ERA (3 ER, 12.2 IP) in 4 relief appearances... Surrendered 1 ER over 4 games (2 starts) in July (0.53 ERA)... Participated in Florida Instructional League... **2016:** Began pro career with Dominican Summer League Phillies-2 (R)... Did not allow an ER in 22.1 consecutive IP, 6/13-8/3... Had 7 relief outings of 3.0 IP or more.

YEAR	CLUB	W-L	ERA	G	GS	CG	SHO	SV	IP	H	R	ER	HR	HB	BB	SO	WP	BK	AVG
2016	DSL Phillies-2	2-0	1.84	15	0	0	0	1	29.1	26	13	6	0	4	13	22	0	0	.236
2017	GCL Phillies	2-2	5.59	10	6	0	0	0	38.2	44	28	24	3	0	18	24	1	0	.293
<b>Minors Totals</b>		<b>4-2</b>	<b>3.97</b>	<b>25</b>	<b>6</b>	<b>0</b>	<b>0</b>	<b>1</b>	<b>68.0</b>	<b>70</b>	<b>41</b>	<b>30</b>	<b>3</b>	<b>4</b>	<b>31</b>	<b>46</b>	<b>1</b>	<b>0</b>	<b>.269</b>

**JONES, DAMON**... LHP... B-T: L-L... HT: 6-5; WT: 247... BORN: September 30, 1994, Twin Falls, ID... RESIDES: Twin Falls... **HOW OBTAINED:** Selected by Phillies in 18th round of June 2017 draft... **SIGNED BY:** Hilton Richardson... **EDUCATION:** Attended Washington State University.

**2017:** Began professional career with Williamsport (A)... Earned first pro win, 8/17 at Auburn... Converted all 3 of his save opportunities... Averaged 13.15 SO/9.0 IP... Participated in Florida Instructional League.

YEAR	CLUB	W-L	ERA	G	GS	CG	SHO	SV	IP	H	R	ER	HR	HB	BB	SO	WP	BK	AVG
2017	Williamsport	2-3	4.85	13	0	0	0	3	26.0	23	14	14	0	3	20	38	7	0	.240

**KELZER, JAKE**... RHP... B-T: R-R... HT: 6-8; WT: 257... BORN: June 30, 1993, Bloomington, IN... RESIDES: Bloomington... **HOW OBTAINED:** Selected by Phillies in 18th round of June 2016 draft... **SIGNED BY:** Scott Trcka... **EDUCATION:** 2016 graduate of Indiana University.

**2017:** Began season with Williamsport (A)... Promoted to Lakewood (A) on 7/5 for remainder of season... Surrendered 4 ER in first 9 games (12.0 IP) with Lakewood and 5 ER in final 5 games (9.2 IP) of season... Held RHH to a .227 AVG (10-44)... **2016:** Began pro career with Williamsport... Participated in Florida Instructional League.

YEAR	CLUB	W-L	ERA	G	GS	CG	SHO	SV	IP	H	R	ER	HR	HB	BB	SO	WP	BK	AVG
2016	Williamsport	1-1	4.34	13	0	0	0	3	18.2	23	11	9	0	7	19	3	0	.288	
2017	Williamsport	0-0	6.43	4	0	0	0	0	7.0	7	6	5	1	0	5	5	1	0	.292
	Lakewood	1-1	3.74	14	0	0	0	0	21.2	19	9	9	2	0	6	19	0	0	.235
<b>Minors Totals</b>		<b>2-2</b>	<b>4.37</b>	<b>31</b>	<b>0</b>	<b>0</b>	<b>0</b>	<b>3</b>	<b>47.1</b>	<b>49</b>	<b>26</b>	<b>23</b>	<b>3</b>	<b>0</b>	<b>18</b>	<b>43</b>	<b>4</b>	<b>0</b>	<b>.265</b>

**KLINE, ALEXANDER**... LHP... B-T: L-L... HT: 6-4; WT: 224... BORN: May 27, 1994, Coral Springs, FL... RESIDES: Coral Springs... **HOW OBTAINED:** Selected by Phillies in 29th round of June 2016 draft... **SIGNED BY:** Luis Raffan... **EDUCATION:** Attended Nova Southeastern University (FL).

**2017:** Did not pitch due to a back strain... **2016:** Began professional career with Williamsport (A)... Held opponents to a .172 AVG (15-87)... Averaged 10.08 SO/9.0 IP.

YEAR	CLUB	W-L	ERA	G	GS	CG	SHO	SV	IP	H	R	ER	HR	HB	BB	SO	WP	BK	AVG	
2016	Williamsport	2-0	2.88	15	0	0	0	3	25.0	15	10	8	0	0	17	28	1	0	.172	
2017	Injured - Did not pitch																			
<b>Minors Totals</b>		<b>2-0</b>	<b>2.88</b>	<b>15</b>	<b>0</b>	<b>0</b>	<b>0</b>	<b>3</b>	<b>25.0</b>	<b>15</b>	<b>10</b>	<b>8</b>	<b>0</b>	<b>0</b>	<b>17</b>	<b>28</b>	<b>1</b>	<b>0</b>	<b>.172</b>	

**KUZNETSOV, ANTON MIKHAILOVICH**... LHP... B-T: R-L... HT: 6-1; WT: 180... BORN: May 26, 1998, Golovinski, Russia... RESIDES: Moscow, Russia... HOW OBTAINED: Signed by Phillies as an amateur free agent, 9/8/16... SIGNED BY: Gene Grimaldi and Claudio Scerrato.

**2017:** Began professional career with Gulf Coast League Phillies (R)... Selected as a GCL All-Star... Started season with a 20.1-inning scoreless streak, which ended in the 9th inning of his relief appearance on 8/16... Converted all 5 of his save opportunities... T-3rd in saves in the GCL... Earned first pro victory, 7/10 vs GCL Tigers West... Held LHH to a .083 AVG (1-12) and RHH to a .200 AVG (15-75).

YEAR	CLUB	W-L	ERA	G	GS	CG	SHO	SV	IP	H	R	ER	HR	HB	BB	SO	WP	BK	AVG
2017	GCL Phillies	2-1	0.36	15	1	0	0	5	25.1	16	2	1	0	2	4	24	2	0	.184

**LAIRD, MARK JOSEPH**... OF... B-T: L-L... HT: 6-2; WT: 181... BORN: March 29, 1993, Monroe, LA... RESIDES: Monroe... HOW OBTAINED: Selected by Phillies in 9th round of June 2015 draft... SIGNED BY: Mike Stauffer... EDUCATION: Attended Louisiana State University, where he was teammates with Aaron Nola.

**2017:** Spent entire season with Clearwater (A)... Finished 6th in the Florida State League in AVG... Logged 5 consecutive multi-hit games, 6/19-27... Was on the DL from 7/25-8/2 (concussion)... Following the All-Star break, batted .308 (69-224) with a .362 OBP... Hit safely in 17 of his final 19 games of season (.333 AVG, 26-78)... Did not commit an error in 98 games (97 starts) in CF... Hit .297 (92-310) against RHP... **2016:** Began season on DL with a lumbar spine strain... Activated on 7/28 and assigned to Williamsport (A) following a 12-game rehab assignment with the club... Reached base safely in 15 of his 19 games (.436 OBP)... Went 22-for-55 (.400 AVG) vs RHP... Promoted to Lakewood (A) on 8/4... Hit safely in all but 5 of his 31 games, including a 12-game hitting streak, 8/18-30... Combined, batted .355 (65-183), which was the highest AVG among all Phillies minor leaguers with at least 50 at-bats... **2015:** Began professional career with Williamsport... Selected as a New York-Penn League All-Star... Batted .415 (17-41) during 10-game hitting streak, 7/29-8/7... Hit .319 with a .400 OBP against LHP... Averaged 1 SO for every 9.33 plate appearances (5th-best ratio in the NYPL)... Participated in Florida Instructional League.

YEAR	CLUB	AVG	G	AB	R	H	2B	3B	HR	RBI	SH	SF	HP	BB	SO	SB	CS	OBP	SLG	OPS	E
2015	Williamsport	.285	52	193	28	55	3	0	0	17	1	2	1	27	24	11	3	.372	.301	.673	1
2016	Williamsport	.358	19	67	15	24	0	0	0	8	0	1	1	9	8	5	2	.436	.358	.794	2
	Lakewood	.353	31	116	21	41	6	0	1	14	2	1	2	18	14	5	1	.445	.431	.876	0
2017	Clearwater	.286	105	406	56	116	16	5	2	27	6	0	3	29	65	11	3	.338	.365	.703	0
<b>Minors Totals</b>		<b>.302</b>	<b>207</b>	<b>782</b>	<b>120</b>	<b>236</b>	<b>25</b>	<b>5</b>	<b>3</b>	<b>66</b>	<b>9</b>	<b>4</b>	<b>7</b>	<b>83</b>	<b>111</b>	<b>32</b>	<b>9</b>	<b>.372</b>	<b>.358</b>	<b>.730</b>	<b>3</b>

**LARTIGUE, HENRI**... C... B-T: S-R... HT: 6-0; WT: 199... BORN: February 24, 1995, Memphis, TN... RESIDES: Memphis... HOW OBTAINED: Selected by Phillies in 7th round of June 2016 draft... SIGNED BY: Mike Stauffer... EDUCATION: Attended University of Mississippi.

**2017:** Spent entire season with Lakewood (A)... Collected a professional-high 4 hits, 5/11 vs Greenville... Had a 10-game hitting streak (.350 AVG, 14-40) from 6/13-28... In 20 games during June, batted .311 (23-74) with 11 2B, 3 HR and a .919 OPS... Was on the DL from 8/1-9 (concussion)... Caught 11 of 32 attempted base stealers (34.4%)... Participated in Florida Instructional League... **2016:** Began professional career with Williamsport (A)... Hit first pro HR, 7/10 vs Aberdeen... Participated in FIL.

YEAR	CLUB	AVG	G	AB	R	H	2B	3B	HR	RBI	SH	SF	HP	BB	SO	SB	CS	OBP	SLG	OPS	E
2016	Williamsport	.212	41	151	12	32	7	1	1	15	1	3	0	12	27	2	0	.265	.291	.556	4
2017	Lakewood	.248	94	339	38	84	23	4	8	44	2	2	2	20	87	2	1	.292	.410	.702	2
<b>Minors Totals</b>		<b>.237</b>	<b>135</b>	<b>490</b>	<b>50</b>	<b>116</b>	<b>30</b>	<b>5</b>	<b>9</b>	<b>59</b>	<b>3</b>	<b>5</b>	<b>2</b>	<b>32</b>	<b>114</b>	<b>4</b>	<b>1</b>	<b>.284</b>	<b>.373</b>	<b>.657</b>	<b>6</b>

**LEFTWICH, LUKE TAYLOR**... RHP... B-T: L-R... HT: 6-3; WT: 230... BORN: June 9, 1994, Laguna, CA... RESIDES: Phoenix, AZ... HOW OBTAINED: Selected by Phillies in 7th round of June 2015 draft... SIGNED BY: Aaron Jersild... EDUCATION: Attended Wofford College (SC)... PERSONAL: His father, Phil, and grandfather, Tom Timmermann, both pitched in the major leagues.

**2017:** Spent entire season with Clearwater (A)... Among qualifying relievers in the Florida State League, was 1st in fewest base runners/9.0 IP (10.58), 3rd in SO/9.0 IP (11.03) and 5th in OPP AVG (.232)... Finished T-4th in the FSL in games and T-9th in saves... Following the All-Star break, posted a 1.64 ERA (8 ER, 44.0 IP) in 22 relief appearances... Held LHH to a .183 AVG (22-120)... Logged 5 relief appearances with 5 or more SO... Pitched 2.0 or more innings in 26 of his 42 relief appearances... **2016:** Began season with Lakewood (A)... Named a South Atlantic League midseason All-Star... Named Phillies Minor League Pitcher of the Week, 5/2-8 and 6/13-19, and SAL Pitcher of the Week, 6/13-19... Allowed 1 ER or none in 8 of his 12 starts... Averaged 11.70 SO/9.0 IP... Recorded 3 double-digit strikeout games... Struck out 21 total batters over 2 starts (professional-high 11 SO on 4/29 and 10 SO on 5/6)... Did not allow a run in his final 21.0 IP (5/31-6/18)... Promoted to Clearwater on 6/23 for remainder of season... **2015:** Began pro career with Williamsport (A)... Allowed 1 ER or none in 6 of 9 starts, and 3 ER or fewer in all 9... Participated in Florida Instructional League.

YEAR	CLUB	W-L	ERA	G	GS	CG	SHO	SV	IP	H	R	ER	HR	HB	BB	SO	WP	BK	AVG
2015	Williamsport	2-2	2.76	11	9	0	0	0	45.2	52	20	14	1	0	13	34	4	1	.289
2016	Lakewood	7-3	2.00	12	12	0	0	0	67.2	55	17	15	0	4	18	88	2	2	.223
	Clearwater	3-4	5.07	11	11	0	0	0	55.0	64	35	31	6	2	17	49	2	1	.292
2017	Clearwater	1-6	2.70	42	0	0	0	8	80.0	69	30	24	2	4	21	98	4	1	.232
<b>Minors Totals</b>		<b>13-15</b>	<b>3.04</b>	<b>76</b>	<b>32</b>	<b>0</b>	<b>0</b>	<b>8</b>	<b>248.1</b>	<b>240</b>	<b>102</b>	<b>84</b>	<b>9</b>	<b>10</b>	<b>69</b>	<b>269</b>	<b>12</b>	<b>5</b>	<b>.254</b>

SCOUTING & PLAYER DEV.



**LIENDO, WILBERSON EMILIO**... RHP... B-T: R-R... HT: 6-3; WT: 160... BORN: September 13, 1999, Caracas, VZ... RESIDES: Caracas... HOW OBTAINED: Signed by Phillies as an amateur free agent, 3/15/17... SIGNED BY: Rafael Alvarez.

2017: Began professional career with Dominican Summer League Phillies-White (R)... Earned first pro win, 6/14 at DSL Tigers... Transferred to DSL Phillies-Red on 7/28 for remainder of season... Averaged 10.18 SO/9.0 IP combined with both clubs.

YEAR	CLUB	W-L	ERA	G	GS	CG	SHO	SV	IP	H	R	ER	HR	HB	BB	SO	WP	BK	AVG
2017	DSL Phillies-W	2-1	5.40	12	0	0	0	0	16.2	16	14	10	0	0	13	27	5	0	.258
	DSL Phillies-R	0-1	2.11	7	3	0	0	0	21.1	17	9	5	0	1	11	16	1	1	.233
<b>Minors Totals</b>		<b>2-2</b>	<b>3.55</b>	<b>19</b>	<b>3</b>	<b>0</b>	<b>0</b>	<b>0</b>	<b>38.0</b>	<b>33</b>	<b>23</b>	<b>15</b>	<b>0</b>	<b>1</b>	<b>24</b>	<b>43</b>	<b>6</b>	<b>1</b>	<b>.244</b>

**LIMA, CRISTIAN**... RHP... B-T: R-R... HT: 6-2; WT: 190... BORN: July 5, 2000, Santo Domingo, DR... RESIDES: San Cristóbal, DR... HOW OBTAINED: Signed by Phillies as an amateur free agent, 7/17/17... SIGNED BY: Carlos Salas.

**LINDOW, ETHAN**... LHP... B-T: R-L... HT: 6-4; WT: 187... BORN: October 15, 1998, Locust Grove, GA... RESIDES: Locust Grove... HOW OBTAINED: Selected by Phillies in 5th round of June 2017 draft... SIGNED BY: Aaron Jersild... EDUCATION: Attended Locust Grove HS.

2017: Began professional career with Gulf Coast League Phillies (R)... Earned first pro win, 8/10 vs GCL Tigers East... Averaged 11.06 SO/9.0 IP... Participated in Florida Instructional League.

YEAR	CLUB	W-L	ERA	G	GS	CG	SHO	SV	IP	H	R	ER	HR	HB	BB	SO	WP	BK	AVG
2017	GCL Phillies	2-2	4.55	8	8	0	0	0	27.2	26	15	14	2	0	12	34	2	0	.241

**LIRIANO, ELÍAS EMMANUEL**... RHP... B-T: R-R... HT: 6-5; WT: 190... BORN: March 19, 1999, Santo Domingo, DR... RESIDES: Santo Domingo... HOW OBTAINED: Signed by Phillies as an amateur free agent, 12/15/17... SIGNED BY: Carlos Salas.

**LISTI, AUSTIN THOMAS**... 1B/OF... B-T: R-R... HT: 6-0; WT: 203... BORN: November 5, 1993, Huffman, TX... RESIDES: Dallas, TX... HOW OBTAINED: Selected by Phillies in 17th round of June 2017 draft... SIGNED BY: Brian Kohlscheen... EDUCATION: Attended Dallas Baptist University (TX).

2017: Began professional career with Williamsport (A)... Had 3 RBI, 3 runs, 4 hits and his first pro HR, 7/9 vs Mahoning Valley... Batted .455 (15-33) with 7 XBH and 13 RBI in 9 games from 7/9-24... Hit .367 (11-30) with RISP... Batted .375 (9-24) against LHP... Promoted to Lakewood (A) on 7/31 for remainder of season... Went 4-for-5 with a 2B, 2 HR, 2 RBI and 4 R, 8/1 at Greensboro... Slugged a walk-off HR in the 12th inning of Lakewood's season finale on 9/4 vs Kannapolis... Hit .357 (10-28) vs LHP... Participated in Florida Instructional League.

YEAR	CLUB	AVG	G	AB	R	H	2B	3B	HR	RBI	SH	SF	HP	BB	SO	SB	CS	OBP	SLG	OPS	E
2017	Williamsport	.293	22	75	14	22	5	0	3	17	0	1	2	8	16	3	0	.372	.480	.852	3
	Lakewood	.242	31	120	16	29	7	2	4	11	1	2	4	30	0	0	0	.276	.433	.709	0
<b>Minors Totals</b>		<b>.262</b>	<b>53</b>	<b>195</b>	<b>30</b>	<b>51</b>	<b>12</b>	<b>2</b>	<b>7</b>	<b>28</b>	<b>1</b>	<b>2</b>	<b>4</b>	<b>12</b>	<b>46</b>	<b>3</b>	<b>0</b>	<b>.315</b>	<b>.451</b>	<b>.766</b>	<b>3</b>

**LLOVERA, MAURICIO ALEJANDRO**... RHP... B-T: R-R... HT: 5-11; WT: 216... BORN: April 17, 1996, El Tigre, VZ... RESIDES: Anaco, VZ... HOW OBTAINED: Signed by Phillies as an amateur free agent, 12/14/14... SIGNED BY: Carlos Salas.

2017: Spent entire season with Lakewood (A)... Named Phillies Minor League Pitcher of the Week, 7/10-16... Struck out a season-high 9 over 5.0 scoreless innings, 7/14 vs Rome... Posted a 2.18 ERA (8 ER, 33.0 IP) in 18 relief appearances before the All-Star break... Posted a 1.99 ERA (11 ER, 49.2 IP) in 15 home games (6 starts) compared to a 5.20 ERA (21 ER, 36.1 IP) in 15 road games (4 starts)... Held RHH to a .226 AVG (38-168)... 2016: Spent entire season with Gulf Coast League Phillies (R)... Named GCL Player of the Month for August... Finished with the 8th-lowest ERA among qualifying MiLB pitchers... Was T-1st in the GCL in wins, 3rd in strikeouts & WHIP (0.96), 4th in ERA, T-6th in starts and 9th in IP... Earned a win in 5 straight starts, 7/26-8/20... Posted a 21.0-inning scoreless streak, 8/2-26... Allowed 1 run or none in 8 of his 10 starts... Participated in Florida Instructional League... 2015: Began pro career with Venezuelan Summer League Phillies (R)... Finished 5th in VSL in strikeouts... Threw 6.0 no-hit innings with 9 SO, 6/25 at VSL Rays... Held opponents to a .209 AVG... Participated in FL.

YEAR	CLUB	W-L	ERA	G	GS	CG	SHO	SV	IP	H	R	ER	HR	HB	BB	SO	WP	BK	AVG
2015	VSL Phillies	2-4	3.23	11	10	0	0	0	47.1	36	22	17	1	2	17	43	10	*5	.209
2016	GCL Phillies	#7-1	1.87	11	10	0	0	0	53.0	39	12	11	0	8	12	56	5	0	.205
2017	Lakewood	2-4	3.35	30	10	0	0	0	86.0	81	43	32	2	4	33	94	10	0	.250
<b>Minors Totals</b>		<b>11-9</b>	<b>2.90</b>	<b>52</b>	<b>30</b>	<b>0</b>	<b>0</b>	<b>0</b>	<b>186.1</b>	<b>156</b>	<b>77</b>	<b>60</b>	<b>3</b>	<b>14</b>	<b>62</b>	<b>193</b>	<b>25</b>	<b>5</b>	<b>.227</b>

\* League leader  
# Tied for league lead

**MADE, ALEJANDRO**... RHP... B-T: R-R... HT: 6-4; WT: 190... BORN: December 29, 1997, San Cristóbal, DR... RESIDES: San Cristóbal... HOW OBTAINED: Signed by Phillies as an amateur free agent, 7/3/17... SIGNED BY: Bernardo Pérez.

2017: Made professional debut with Dominican Summer League Phillies-Red (R).

YEAR	CLUB	W-L	ERA	G	GS	CG	SHO	SV	IP	H	R	ER	HR	HB	BB	SO	WP	BK	AVG
2017	DSL Phillies-R	0-2	12.00	6	0	0	0	0	6.0	8	11	8	0	1	9	3	5	1	.320

**MADE, EDGAR YOEL...** SS... **B-T:** S-R... **HT:** 5-10; **WT:** 145... **BORN:** December 15, 1999, Baní, DR... **RESIDES:** Baní... **HOW OBTAINED:** Signed by Phillies as an amateur free agent, 7/8/16... **SIGNED BY:** Luis García.

**2017:** Began professional career with Dominican Summer League Phillies-Red (R)... Slugged first pro HR, 7/6 vs DSL Rockies... Posted an .894 OPS in his first 19 games... Made starts at 2nd base, 3rd base and SS.

YEAR	CLUB	AVG	G	AB	R	H	2B	3B	HR	RBI	SH	SF	HP	BB	SO	SB	CS	OBP	SLG	OPS	E
2017	DSL Phillies-R	.242	53	178	29	43	9	5	1	20	5	1	4	25	35	14	7	.346	.365	.711	8

**MARCELINO, ÓSCAR EDUARDO...** RHP... **B-T:** R-R... **HT:** 6-3; **WT:** 184... **BORN:** June 8, 1997, Guaymate, DR... **RESIDES:** La Romana, DR... **HOW OBTAINED:** Signed by Phillies as an amateur free agent, 2/3/14... **SIGNED BY:** Elvis Fernández.

**2017:** Spent entire season with Gulf Coast League Phillies (R)... Among qualifying relievers in the GCL, finished 4th in OPP AVG... Began season with an 11.0-inning scoreless streak (5 G)... Earned first pro save, 7/6 vs GCL Pirates... Held RHH to a .094 AVG (6-64)... Held opponents to a .091 AVG (2-22) with RISP... Posted a 1.04 WHIP... **2016:** Split season between Dominican Summer League Phillies-1 (R) and DSL Phillies-2 (R)... Was T-4th in the DSL in games started... Allowed 2 ER or fewer in each of his first 8 starts and in 12 of 14 total... 2014-15: Spent first 2 professional seasons with DSL Phillies.

YEAR	CLUB	W-L	ERA	G	GS	CG	SHO	SV	IP	H	R	ER	HR	HB	BB	SO	WP	BK	AVG
2014	DSL Phillies	0-1	11.25	4	0	0	0	0	4.0	6	11	5	0	1	6	4	0	0	.316
2015	DSL Phillies	2-1	2.03	13	0	0	0	0	26.2	23	9	6	0	2	11	19	8	0	.245
2016	DSL Phillies-2	0-5	4.45	7	7	0	0	0	28.1	33	16	14	1	3	17	23	6	0	.306
	DSL Phillies-1	1-4	2.17	7	7	0	0	0	37.1	29	10	9	0	3	15	33	10	2	.218
	DSL Combined	1-9	3.15	14	14	0	0	0	65.2	62	26	23	1	6	32	56	16	2	.257
2017	GCL Phillies	4-2	2.25	17	0	0	0	2	28.0	14	7	7	2	4	15	22	1	0	.154
<b>Minors Totals</b>		<b>7-13</b>	<b>2.97</b>	<b>48</b>	<b>14</b>	<b>0</b>	<b>0</b>	<b>2</b>	<b>124.1</b>	<b>105</b>	<b>53</b>	<b>41</b>	<b>3</b>	<b>13</b>	<b>64</b>	<b>101</b>	<b>25</b>	<b>2</b>	<b>.236</b>

\* League leader

**MARCHAN, DERWUIN JOSÉ...** RHP... **B-T:** R-R... **HT:** 6-2; **WT:** 150... **BORN:** March 7, 1999, Carúpano, VZ... **RESIDES:** Irapa, VZ... **HOW OBTAINED:** Signed by Phillies as an amateur free agent, 7/2/16... **SIGNED BY:** Rafael Alvarez.

**2017:** Did not pitch due to a right elbow tendon tear.

YEAR	CLUB	W-L	ERA	G	GS	CG	SHO	SV	IP	H	R	ER	HR	HB	BB	SO	WP	BK	AVG	
2017	Injured	Did not pitch																		

**MARCHAN, RAFAEL ALEJANDRO...** C... **B-T:** R-R... **HT:** 5-9; **WT:** 196... **BORN:** February 25, 1999, San Cristóbal, VZ... **RESIDES:** Caracas, VZ... **HOW OBTAINED:** Signed by Phillies as an amateur free agent, 7/2/15... **SIGNED BY:** Jesús Méndez.

**2017:** Spent entire season with Gulf Coast League Phillies (R)... Hit .297 (11-37) in 14 home games... Caught 16 of 37 attempted base stealers (43.2%)... Participated in Florida Instructional League... **2016:** Began professional career with Dominican Summer League Phillies-2 (R)... Led all Phillies short-season minor leaguers in RBI... Threw out 40.0% of attempted base stealers (16 CS, 24 SB)... Had multiple hits in 7 of 8 games, 7/11-20... Batted .388 (31-80) with 18 RBI and a .446 OBP in July... Participated in FIL... **2015:** Participated in FIL.

YEAR	CLUB	AVG	G	AB	R	H	2B	3B	HR	RBI	SH	SF	HP	BB	SO	SB	CS	OBP	SLG	OPS	E
2016	DSL Phillies-2	.333	44	171	23	57	7	1	0	34	0	5	0	16	14	6	0	.380	.386	.766	5
2017	GCL Phillies	.238	30	84	10	20	5	0	0	10	0	2	3	4	8	1	0	.290	.298	.588	3
<b>Minors Totals</b>		<b>.302</b>	<b>74</b>	<b>255</b>	<b>33</b>	<b>77</b>	<b>12</b>	<b>1</b>	<b>0</b>	<b>44</b>	<b>0</b>	<b>7</b>	<b>3</b>	<b>20</b>	<b>22</b>	<b>7</b>	<b>0</b>	<b>.351</b>	<b>.357</b>	<b>.708</b>	<b>8</b>

**MARÍN, ADRIÁN MOISÉS...** LHP... **B-T:** L-L... **HT:** 5-11; **WT:** 155... **BORN:** January 19, 1999, Porlamar, VZ... **RESIDES:** Porlamar... **HOW OBTAINED:** Signed by Phillies as an amateur free agent, 7/19/17... **SIGNED BY:** Carlos Salas.

**MARKHAM, KEVIN JAMES...** OF... **B-T:** L-R... **HT:** 6-0; **WT:** 197... **BORN:** April 14, 1994, Willis, TX... **RESIDES:** Willis... **HOW OBTAINED:** Selected by Phillies in 24th round of June 2017 draft... **SIGNED BY:** Will Brunson... **EDUCATION:** 2017 graduate of University of Texas at San Antonio.

**2017:** Began professional career with Gulf Coast League Phillies (R)... Played all 3 outfield positions... Totaled 8 outfield assists, the most among all GCL outfielders... Among all qualifying hitters in the GCL, was the most difficult batter to strike out (1 SO per 18.67 PA)... T-6th in runs in the GCL... Slugged first pro HR, 7/5 at GCL Pirates... Collected a season-high 4 RBI on 7/22 (gm 2) vs GCL Pirates... Hit safely in 13 of final 14 games of season (.388 AVG, 19-49).

YEAR	CLUB	AVG	G	AB	R	H	2B	3B	HR	RBI	SH	SF	HP	BB	SO	SB	CS	OBP	SLG	OPS	E
2017	GCL Phillies	.250	41	140	32	35	8	2	1	17	0	1	5	22	9	7	2	.369	.357	.726	2

SCOUTING & PLAYER DEV.

**MARRERO, EMMANUEL...** INF... B-T: S-R... HT: 6-0; WT: 180... BORN: May 16, 1993, Jacksonville, FL... RESIDES: Bayamon, PR... HOW OBTAINED: Selected by Phillies in 7th round of June 2014 draft... SIGNED BY: Mike Stauffer... EDUCATION: Attended Alabama State University.

**2017:** Spent entire season with Clearwater (A)... Homered in consecutive games, 4/30 & 5/1... Slashed .318/.400/.477 over 15 games in May... Posted a .748 OPS in the first half (49 games) compared to a .607 OPS in the second half (60 games)... Made starts at 2nd base (6), 3rd base (15) and SS (86)... **2016:** Spent entire season with Lakewood (A)... Recorded three 4-hit games within his first 24 games of the season, including professional-high 5 hits on 4/24 at Greensboro... Named Phillies Minor League Player of the Week, 5/2-8... Batted .310 (.27-87), 3 HR, 11 RBI and a .371 OBP in August... Played in 3 games for Santurce in Puerto Rican Winter League... **2015:** Began season with Clearwater... Transferred to Lakewood, 6/19... Hit first professional HR, 6/27 at Hickory... **2014:** Began pro career with Williamsport (A)... Participated in Florida Instructional League.

YEAR	CLUB	AVG	G	AB	R	H	2B	3B	HR	RBI	SH	SF	HP	BB	SO	SB	CS	OBP	SLG	OPS	E
2014	Williamsport	.214	60	201	12	43	11	1	0	8	0	0	5	11	37	7	5	.272	.279	.551	13
2015	Clearwater	.214	11	28	1	6	0	0	0	3	1	0	0	1	4	0	1	.241	.214	.455	3
	Lakewood	.182	50	170	20	31	7	2	1	8	3	1	3	10	30	2	1	.239	.265	.504	8
2016	Lakewood	.248	113	415	54	103	15	1	4	33	7	3	3	32	84	6	7	.305	.318	.623	14
2017	Clearwater	.252	109	365	39	92	16	4	5	32	7	1	5	26	83	11	4	.310	.359	.669	17
<b>Minors Totals</b>		<b>.233</b>	<b>343</b>	<b>1179</b>	<b>126</b>	<b>275</b>	<b>49</b>	<b>8</b>	<b>10</b>	<b>84</b>	<b>18</b>	<b>5</b>	<b>16</b>	<b>80</b>	<b>238</b>	<b>26</b>	<b>18</b>	<b>.290</b>	<b>.314</b>	<b>.604</b>	<b>55</b>

**MARTIN, KYLE J...** 1B... B-T: L-L... HT: 6-2; WT: 221... BORN: November 13, 1992, Greenville, SC... RESIDES: Keller, TX... HOW OBTAINED: Selected by Phillies in 4th round of June 2015 draft... SIGNED BY: Aaron Jersild... EDUCATION: 2015 graduate of University of South Carolina... Named 2015 First-Team All-American by *Baseball America*... MISC: Selected by LAA in 20th round of June 2014 draft, but did not sign.

**2017:** Spent entire season with Reading (AA)... T-3rd in the Eastern League in SO and T-7th in HR... Led Reading in games and RBI... Defensively, among 1st basemen in the EL, finished 1st in assists (73) and double plays (102)... Slugged 2 HR, 8/22 at Bowie... Had 6 games with 3 RBI... Homered in consecutive games 3 times (4/9-10, 5/18-19 and 6/7-8)... **2016:** Spent entire season with Clearwater (A)... Named a Florida State League postseason All-Star... Ranked 2nd in the FSL in RBI, 3rd in total bases (194), 4th in HR and 10th in SLG % (.433)... Homered in 3 consecutive games, 4/9-11... Named Phillies Minor League Player of the Week, 4/25-5/1... Drove in 38 runs and homered 9 times in his final 51 games... **2015:** Began pro career with Lakewood (A)... Hit .376 (41-109) with 19 RBI and a .410 OBP over his first 28 games... Had a 10-game hitting streak (.439 AVG) from 7/10-20... Participated in Florida Instructional League.

YEAR	CLUB	AVG	G	AB	R	H	2B	3B	HR	RBI	SH	SF	HP	BB	SO	SB	CS	OBP	SLG	OPS	E
2015	Lakewood	.279	65	251	37	70	19	4	5	37	0	2	1	17	56	1	1	.325	.446	.771	3
2016	Clearwater	.250	121	448	68	112	23	1	19	82	1	9	6	47	117	5	3	.324	.433	.757	2
2017	Reading	.193	123	436	60	84	15	1	22	68	1	4	10	50	134	2	1	.288	.383	.671	7
<b>Minors Totals</b>		<b>.234</b>	<b>309</b>	<b>1135</b>	<b>165</b>	<b>266</b>	<b>57</b>	<b>6</b>	<b>46</b>	<b>187</b>	<b>2</b>	<b>15</b>	<b>17</b>	<b>114</b>	<b>307</b>	<b>8</b>	<b>5</b>	<b>.310</b>	<b>.417</b>	<b>.727</b>	<b>12</b>

**MARTINELLI, DAVID MICHAEL...** OF... B-T: L-R... HT: 6-1; WT: 204... BORN: December 30, 1994, Dallas, TX... RESIDES: Waxahachie, TX... HOW OBTAINED: Selected by Phillies in 6th round of June 2016 draft... SIGNED BY: Paul Scott... EDUCATION: Attended Dallas Baptist University.

**2017:** Spent entire season with Lakewood (A)... Hit .391 (25-64) with a 1.036 OPS over 18 games from 6/9-7/2... With runners on base and 2 outs, batted .298 (17-57)... Committed just 1 error in 142 total chances in the outfield... **2016:** Began professional career with Williamsport (A)... Hit safely in 14 straight games, 7/2-18... Participated in Florida Instructional League.

YEAR	CLUB	AVG	G	AB	R	H	2B	3B	HR	RBI	SH	SF	HP	BB	SO	SB	CS	OBP	SLG	OPS	E
2016	Williamsport	.235	54	217	21	51	8	0	4	25	2	0	0	14	57	7	5	.281	.327	.608	1
2017	Lakewood	.205	98	302	32	62	15	2	6	26	1	2	1	21	92	4	1	.258	.328	.586	1
<b>Minors Totals</b>		<b>.218</b>	<b>152</b>	<b>519</b>	<b>53</b>	<b>113</b>	<b>23</b>	<b>2</b>	<b>10</b>	<b>51</b>	<b>3</b>	<b>2</b>	<b>1</b>	<b>35</b>	<b>149</b>	<b>11</b>	<b>6</b>	<b>.268</b>	<b>.328</b>	<b>.595</b>	<b>2</b>

**MARTÍNEZ, DENNY XAVIEL...** LHP... B-T: S-L... HT: 6-0; WT: 178... BORN: November 1, 1996, Ciudad Bolívar, VZ... RESIDES: San Félix, VZ... HOW OBTAINED: Signed by Phillies as an amateur free agent, 3/13/15... SIGNED BY: Jesús Méndez.

**2017:** Spent entire season with Gulf Coast League Phillies (R)... Posted a 2.19 ERA (3 ER, 12.1 IP) and held opponents to a .143 AVG (6-42) over 7 games in August... Held RHH to a .167 AVG (10-60)... Struck out 2 or more in 7 of his 15 relief appearances... **2016:** Spent entire season with Dominican Summer League Phillies-2 (R)... Led all short-season Phillies minor leaguers in wins and strikeouts and was T-1st in starts... Finished T-2nd in the DSL in wins, 3rd in strikeouts, 4th in WHIP (0.83), T-4th in starts and 5th in BAA (.178)... Among all qualified DSL starters, had the highest SO/9.0 IP ratio (10.13) and 2nd-fewest base runners/9.0 IP ratio (7.50)... Tossed 29.2 consecutive scoreless innings, 7/7-8/1... Won 7 straight starts, 6/25-8/1... Walked one batter or none in 11 of 14 starts, including each of his final 7... Participated in Florida Instructional League... **2015:** Began professional career with Venezuelan Summer League Phillies (R)... Allowed 3 ER in his first 21.2 IP (1.25 ERA) and struck out 22.

YEAR	CLUB	W-L	ERA	G	GS	CG	SHO	SV	IP	H	R	ER	HR	HB	BB	SO	WP	BK	AVG
2015	VSL Phillies	2-2	2.35	16	1	0	0	1	30.2	26	12	8	1	2	14	28	10	1	.234
2016	DSL Phillies-2	9-2	2.00	14	14	0	0	0	72.0	46	20	16	0	0	14	81	2	0	.178
2017	GCL Phillies	3-2	2.49	15	0	0	0	0	21.2	15	9	6	2	2	9	21	1	0	.192
<b>Minors Totals</b>		<b>14-6</b>	<b>2.17</b>	<b>45</b>	<b>15</b>	<b>0</b>	<b>0</b>	<b>1</b>	<b>124.1</b>	<b>87</b>	<b>41</b>	<b>30</b>	<b>3</b>	<b>4</b>	<b>37</b>	<b>130</b>	<b>13</b>	<b>1</b>	<b>.194</b>

**MARTINEZ, JORDI ANTONIO**... LHP... B-T: L-L... HT: 6-2; WT: 185... BORN: July 18, 2000, Santiago, DR... RESIDES: Santiago... HOW OBTAINED: Signed by Phillies as an amateur free agent, 1/22/18... SIGNED BY: Carlos Salas.

**MARTÍNEZ, NERLUIS JOSÉ**... C... B-T: L-R... HT: 6-2; WT: 196... BORN: April 10, 1996, Cristóbal Rojas, VZ... RESIDES: Paracotos, VZ... HOW OBTAINED: Signed by Phillies as an amateur free agent, 7/28/14... SIGNED BY: Ebert Velásquez.

2017: Began season with Gulf Coast League Phillies (R)... Promoted to Williamsport (A) on 7/10 for remainder of season... 2016: Spent entire season with GCL Phillies... Batted .361 (13-36) and had 18 RBI with RISP... 2015: Began professional career with Dominican Summer League Phillies (R)... Batted .368 (14-38) with 2 HR and 12 RBI in his first 12 games... Participated in Florida Instructional League.

YEAR	CLUB	AVG	G	AB	R	H	2B	3B	HR	RBI	SH	SF	HP	BB	SO	SB	CS	OBP	SLG	OPS	E
2015	DSL Phillies	.246	48	171	16	42	9	0	5	27	0	3	5	13	20	5	1	.313	.386	.699	3
2016	GCL Phillies	.248	39	101	12	25	4	1	0	18	0	2	1	11	12	0	0	.322	.307	.629	3
2017	GCL Phillies	.143	7	14	1	2	0	0	0	1	0	0	0	1	0	0	0	.200	.143	.343	1
	Williamsport	.155	17	58	3	9	2	1	0	1	0	0	0	2	11	0	1	.183	.224	.407	1
<b>Minors Totals</b>		<b>.227</b>	<b>111</b>	<b>344</b>	<b>32</b>	<b>78</b>	<b>15</b>	<b>2</b>	<b>5</b>	<b>47</b>	<b>0</b>	<b>5</b>	<b>6</b>	<b>27</b>	<b>44</b>	<b>5</b>	<b>2</b>	<b>.291</b>	<b>.326</b>	<b>.616</b>	<b>8</b>

**MARTÍNEZ, ROBÍNSON ROBERTIS**... RHP... B-T: R-R... HT: 6-0; WT: 223... BORN: March 20, 1998, Moca, DR... RESIDES: Jamao al Norte, DR... HOW OBTAINED: Signed by Phillies as an amateur free agent, 8/25/14... SIGNED BY: Carlos Salas.

2017: Spent entire season with Gulf Coast League Phillies (R)... Held RHH to a .177 AVG (11-62)... Had a 2.92 ERA (4 ER, 12.1 IP) through his first 7 games... 2016: Spent entire season with Dominican Summer League Phillies-1 (R)... 2015: Began professional career with DSL Phillies.

YEAR	CLUB	W-L	ERA	G	GS	CG	SHO	SV	IP	H	R	ER	HR	HB	BB	SO	WP	BK	AVG
2015	DSL Phillies	5-2	4.53	16	7	0	0	0	43.2	36	27	22	0	2	30	24	10	1	.226
2016	DSL Phillies-1	1-1	7.91	12	0	0	0	0	19.1	28	19	17	0	3	20	20	6	0	.346
2017	GCL Phillies	2-1	3.52	13	0	0	0	0	23.0	22	10	9	1	1	12	13	1	1	.250
<b>Minors Totals</b>		<b>8-4</b>	<b>5.02</b>	<b>41</b>	<b>7</b>	<b>0</b>	<b>0</b>	<b>0</b>	<b>86.0</b>	<b>86</b>	<b>56</b>	<b>48</b>	<b>1</b>	<b>6</b>	<b>62</b>	<b>57</b>	<b>17</b>	<b>2</b>	<b>.262</b>

**MATA, CÉSAR AUGUSTO**... OF... B-T: L-L... HT: 5-9; WT: 200... BORN: September 15, 2000, Monagas, VZ... RESIDES: Monagas... HOW OBTAINED: Signed by Phillies as an amateur free agent, 7/6/17... SIGNED BY: Ebert Velásquez.

**MATON, NICK**... SS... B-T: L-R... HT: 6-2; WT: 183... BORN: February 18, 1997, Chatham, IL... RESIDES: Chatham... HOW OBTAINED: Selected by Phillies in 7th round of June 2017 draft... SIGNED BY: Justin Morgenstern... EDUCATION: Attended Lincoln Land CC (IL).

2017: Made professional debut with Williamsport (A)... Defensively, among qualifying SS in the New York-Penn League, finished 1st in assists (175) and T-1st in double plays (33)... Ranked T-9th in runs in the NYPL and T-10th in BB... Collected a season-high 4 hits, 7/19 at State College... Hit .299 (26-87) over 24 games in July... Slugged first pro HR, 8/5 vs Auburn... Participated in Florida Instructional League.

YEAR	CLUB	AVG	G	AB	R	H	2B	3B	HR	RBI	SH	SF	HP	BB	SO	SB	CS	OBP	SLG	OPS	E
2017	Williamsport	.252	58	210	34	53	9	1	2	13	0	3	3	30	47	10	5	.350	.333	.683	9

**MATOS, LUIS GUILLERMO**... OF... B-T: S-R... HT: 6-0; WT: 172... BORN: December 17, 1999, Cabimas, VZ... RESIDES: Zulia, VZ... HOW OBTAINED: Signed by Phillies as an amateur free agent, 10/13/16... SIGNED BY: Jesús Méndez.

2017: Made professional debut with Dominican Summer League Phillies-Red (R)... Batted .308 (12-39) in his final 13 games of the season.

YEAR	CLUB	AVG	G	AB	R	H	2B	3B	HR	RBI	SH	SF	HP	BB	SO	SB	CS	OBP	SLG	OPS	E
2017	DSL Phillies-R	.230	60	174	28	40	5	1	0	9	2	0	2	23	48	15	8	.327	.270	.597	3

**MATOS, MALVIN YUNIOR**... OF... B-T: R-R... HT: 6-3; WT: 182... BORN: August 19, 1996, Caja Seca, VZ... RESIDES: Caja Seca... HOW OBTAINED: Signed by Phillies as an amateur free agent, 5/19/15... SIGNED BY: Jesús Méndez.

2017: Spent entire season with Williamsport (A)... T-5th in the New York-Penn League in doubles... Reached base safely in 22 consecutive games (400 OBP) from 7/16-8/23... Hit .315 (17-54) against LHP... Batted .370 (10-27) with a 1.044 OPS in his last 7 games of season... Participated in Florida Instructional League... 2016: Spent entire season with Gulf Coast League Phillies (R)... Drew a walk in 7 straight games, 7/16-25... Went 10-for-31 (.323) with a .400 OBP against LHP... Participated in FIL... 2015: Began professional career with Venezuelan Summer League Phillies (R)... Was on the restricted list, 5/21-6/25.

YEAR	CLUB	AVG	G	AB	R	H	2B	3B	HR	RBI	SH	SF	HP	BB	SO	SB	CS	OBP	SLG	OPS	E
2015	VSL Phillies	.260	29	104	14	27	11	1	1	6	0	0	4	17	21	2	3	.384	.413	.797	2
2016	GCL Phillies	.242	48	157	19	38	11	1	2	15	2	1	6	19	30	10	5	.344	.363	.707	1
2017	Williamsport	.254	57	177	20	45	15	1	3	19	0	2	6	20	39	4	3	.346	.401	.747	2
<b>Minors Totals</b>		<b>.251</b>	<b>134</b>	<b>438</b>	<b>53</b>	<b>110</b>	<b>37</b>	<b>3</b>	<b>6</b>	<b>40</b>	<b>2</b>	<b>3</b>	<b>16</b>	<b>56</b>	<b>90</b>	<b>16</b>	<b>11</b>	<b>.355</b>	<b>.390</b>	<b>.745</b>	<b>5</b>

**MAYER, DANIEL (Danny)**... OF... B-T: R-R... HT: 6-5; WT: 244... BORN: June 25, 1995... RESIDES: Downers Grove, IL... HOW OBTAINED: Selected by Phillies in 31st round of June 2017 draft... SIGNED BY: Joey Davis... EDUCATION: 2017 graduate of University of the Pacific (CA)... MISC: Originally selected by MIN in 37th round of June 2016 draft, but did not sign.

**2017:** Made professional debut with Gulf Coast League Phillies (R)... Slugged first pro HR, 7/1 at GCL Yankees East... Collected a season-high 4 RBI, 7/26 at GCL Tigers West... Hit .292 (14-48) over 14 games in August... Batted .304 (17-56) in 16 road games compared to .200 (10-50) in 15 home games... Participated in Florida Instructional League.

YEAR	CLUB	AVG	G	AB	R	H	2B	3B	HR	RBI	SH	SF	HP	BB	SO	SB	CS	OBP	SLG	OPS	E
2017	GCL Phillies	.255	31	106	15	27	9	0	2	18	0	0	2	12	33	1	0	.342	.396	.738	1

**McGARRY, SETH TIMOTHY**... RHP... B-T: R-R... HT: 6-0; WT: 196... BORN: January 5, 1994, St. Petersburg, FL... RESIDES: Bradenton, FL... HOW OBTAINED: Acquired from PIT in exchange for RHP Joaquín Benoit and cash considerations on 7/31/17; originally selected by PIT in 8th round of June 2015 draft... SIGNED BY: Nick Presto... EDUCATION: Attended Florida Atlantic University.

**2017:** Began season with Bradenton (A)... Selected as a Florida State League midseason and postseason All-Star... Ranked 1st in the FSL in games finished (38) and T-1st in saves (19) & appearances (44)... Opened season with a 15.1-inning scoreless streak (10 games), in which he allowed just 4 hits... Converted 14 of his 15 save opportunities... Held RHH to a .099 AVG (7-71) and opponents batted .088 (3-34) with RISP against him... Appeared in first game with Clearwater (A), 8/1... Posted a combined 0.99 WHIP for the season between Bradenton and Clearwater... Participated in Florida Instructional League... **2016:** Spent entire season with West Virginia (A)... Struck out a season-high 5 batters over 2.0 innings, 5/28 vs Columbia... Posted a 1.38 ERA (2 ER, 13.0 IP) over 8 games in June... Logged 2.0 or more innings in 20 of his 38 relief appearances... **2015:** Began professional career with Gulf Coast League Pirates (R)... Finished season with West Virginia.

YEAR	CLUB	W-L	ERA	G	GS	CG	SHO	SV	IP	H	R	ER	HR	HB	BB	SO	WP	BK	AVG
2015	GCL Pirates	1-1	1.50	3	3	0	0	0	12.0	8	2	2	0	0	1	9	0	0	.186
	West Virginia	2-2	4.62	9	9	0	0	0	39.0	30	21	20	2	7	23	35	1	0	.214
2016	West Virginia	4-4	3.79	38	0	0	0	9	59.1	58	27	25	4	4	27	59	2	0	.260
2017	Bradenton	1-0	1.34	31	0	0	0	14	40.1	20	6	6	1	5	14	38	3	0	.146
	Clearwater	0-4	5.14	13	0	0	0	5	14.0	14	9	8	1	0	6	17	2	0	.255
<b>Minors Totals</b>		<b>8-11</b>	<b>3.33</b>	<b>94</b>	<b>12</b>	<b>0</b>	<b>0</b>	<b>28</b>	<b>164.2</b>	<b>130</b>	<b>65</b>	<b>61</b>	<b>8</b>	<b>16</b>	<b>71</b>	<b>158</b>	<b>8</b>	<b>0</b>	<b>.217</b>

**McLOUGHLIN, SUTTER**... RHP... B-T: R-R... HT: 6-6; WT: 243... BORN: September 24, 1993, Sacramento, CA... RESIDES: Sacramento... HOW OBTAINED: Selected by Phillies in 22nd round of June 2015 draft... SIGNED BY: Joey Davis... EDUCATION: Attended California State University, Sacramento.

**2017:** Did not pitch due to right labrum surgery... **2016:** Spent entire season with Lakewood (A)... T-5th in the South Atlantic League in saves... Converted each of his first 11 save opportunities and 14 of 15 overall (93.3%)... Recorded a 0.92 WHIP... Posted a 1.69 ERA (6 ER, 32.0 IP) and held opponents to a .162 AVG (18-111) in his final 22 games... **2015:** Began professional career with Gulf Coast League Phillies (R)... Allowed only 2 base runners in 9.1 IP... Went 4-for-4 in save opportunities... Promoted to Williamsport (A) on 7/21... Averaged 10.5 SO/9.0 IP... Posted a 1.00 WHIP... RHH went 5-for-35 (1.43) against him.

YEAR	CLUB	W-L	ERA	G	GS	CG	SHO	SV	IP	H	R	ER	HR	HB	BB	SO	WP	BK	AVG	
2015	GCL Phillies	2-0	0.00	7	0	0	0	4	9.1	2	0	0	0	0	12	0	0	0	.067	
	Williamsport	2-0	3.50	13	0	0	0	0	18.0	13	7	7	1	1	5	21	0	0	.200	
2016	Lakewood	1-3	2.51	34	0	0	0	14	46.2	33	14	13	0	1	10	42	4	0	.200	
2017	Injured - Did not pitch																			
<b>Minors Totals</b>		<b>5-3</b>	<b>2.43</b>	<b>54</b>	<b>0</b>	<b>0</b>	<b>0</b>	<b>18</b>	<b>74.0</b>	<b>48</b>	<b>21</b>	<b>20</b>	<b>1</b>	<b>2</b>	<b>15</b>	<b>75</b>	<b>4</b>	<b>0</b>	<b>.185</b>	

**MEDINA, ADONIS**... RHP... B-T: R-R... HT: 6-1; WT: 187... BORN: December 18, 1996, Santo Domingo Centro, DR... RESIDES: Santo Domingo... HOW OBTAINED: Signed by Phillies as an amateur free agent, 5/29/14... SIGNED BY: Carlos Salas.

**2017:** Spent entire season with Lakewood (A)... Ranked 4th in the South Atlantic League in SO and T-8th in ERA... Among qualifying starters in the SAL, was 3rd in SO/9.0 IP (10.00)... Named Phillies Minor League Pitcher of the Week twice (6/12-18 & 7/10-16)... Had 3 starts with 10 or more SO: 4/21 at West Virginia (10 SO), 5/12 vs Greenville (10 SO) and 6/13 vs Delmarva (professional-high 12 SO)... Registered 75 SO in 11 starts (60.1 IP) before the All-Star break... Held RHH to a .200 AVG (48-240)... Held opponents to a .214 AVG (22-103) with RISP... Following the season, was named the 4th-best prospect in the Phillies minor league system by *Baseball America*... **2016:** Spent entire season with Williamsport (A)... Selected as a New York-Penn League All-Star... Ranked 2nd in the NYPL in OPP AVG (.203) and was 6th in WHIP (1.10)... Named Phillies Minor League Pitcher of the Week, 6/27-7/3... Did not allow a run in his first 22.0 IP... Surrendered 1 ER or none in 7 of 13 starts... Batters had only 6 hits in 57 AB (.105 AVG) against him when leading off an inning... Participated in Florida Instructional League... **2015:** Spent entire season with Gulf Coast League Phillies (R)... Allowed 1 ER or none in 5 of 8 starts... Following the season, was named the 10th-best prospect in the Phillies minor league system by *Baseball America*... Participated in FIL... **2014:** Began pro career with Dominican Summer League Phillies (R)... Did not allow an ER over his final 6 appearances (11.1 IP), lowering his ERA from 2.40 to 1.37... Was on the restricted list, 5/31-6/25... Participated in FIL.

YEAR	CLUB	W-L	ERA	G	GS	CG	SHO	SV	IP	H	R	ER	HR	HB	BB	SO	WP	BK	AVG
2014	DSL Phillies	2-3	1.37	11	2	0	0	1	26.1	22	10	4	0	4	4	22	3	0	.220
2015	GCL Phillies	3-2	2.98	10	8	0	0	0	45.1	42	21	15	1	6	12	35	4	1	.253
2016	Williamsport	5-3	2.92	13	13	0	0	0	64.2	47	26	21	5	7	24	34	8	1	.203
2017	Lakewood	4-9	3.01	22	22	0	0	0	119.2	103	47	40	7	12	39	133	15	0	.227
<b>Minors Totals</b>		<b>14-17</b>	<b>2.81</b>	<b>56</b>	<b>45</b>	<b>0</b>	<b>0</b>	<b>1</b>	<b>256.0</b>	<b>214</b>	<b>104</b>	<b>80</b>	<b>13</b>	<b>29</b>	<b>79</b>	<b>224</b>	<b>30</b>	<b>2</b>	<b>.225</b>

**MEJIA, HERNANDO JAVIER...** RHP... B-T: R-R... HT: 6-3; WT: 230... BORN: June 8, 2000, Cartagena, Colombia... RESIDES: Barranquilla, Colombia... HOW OBTAINED: Signed by Phillies as an amateur free agent, 1/20/18... SIGNED BY: Alvaro Blanco.

**MELÉNDEZ, ORESTES DAVID...** LHP... B-T: L-L... HT: 5-11; WT: 195... BORN: June 8, 1995, Santa Teresa del Tuy, VZ... RESIDES: Santa Teresa del Tuy... HOW OBTAINED: Signed by Phillies as an amateur free agent, 4/14/14... SIGNED BY: Jesús Méndez.

**2017:** Spent entire season with Williamsport (A)... Struck out a season-high 7 over 4.0 scoreless innings, 9/1 vs Batavia... Averaged 11.10 SO/9.0 IP... Posted a 2.60 ERA (5 ER, 17.1 IP) in 8 home games... **2016:** Spent entire season with Dominican Summer League Phillies-2 (R)... Posted a 1.05 ERA (3 ER, 25.2 IP) in his first 7 games (all relief appearances of 3.0 IP or more)... Pitched 7.0 innings in relief on 6/28 (ER, 5 H, BB, 5 SO)... Posted a 0.88 WHIP... **2015:** Spent second season with Venezuelan Summer League Phillies (R)... Allowed 6 ER in his 1st appearance (1.0 IP); posted a 1.66 ERA (7 ER, 38.0 IP) in his other 15 appearances... **2014:** Began professional career with VSL Phillies.

YEAR	CLUB	W-L	ERA	G	GS	CG	SHO	SV	IP	H	R	ER	HR	HB	BB	SO	WP	BK	AVG
2014	VSL Phillies	1-0	3.12	13	0	0	0	0	17.1	21	7	6	0	0	4	17	6	0	.296
2015	VSL Phillies	4-3	3.00	16	3	0	0	0	39.0	33	16	13	2	2	13	33	1	3	.237
2016	DSL Phillies-2	1-1	2.04	13	0	0	0	4	35.1	22	10	8	0	3	9	35	0	0	.177
2017	Williamsport	0-2	6.29	14	0	0	0	1	24.1	26	18	17	0	1	15	30	4	0	.271
<b>Minors Totals</b>		<b>6-6</b>	<b>3.41</b>	<b>56</b>	<b>3</b>	<b>0</b>	<b>0</b>	<b>5</b>	<b>116.0</b>	<b>102</b>	<b>51</b>	<b>44</b>	<b>2</b>	<b>6</b>	<b>41</b>	<b>115</b>	<b>11</b>	<b>3</b>	<b>.237</b>

**MÉNDEZ, JUAN FÉLIX...** C... B-T: L-R... HT: 5-10; WT: 165... BORN: February 27, 1999, Azua, DR... RESIDES: Las Barias, DR... HOW OBTAINED: Signed by Phillies as an amateur free agent, 7/8/16... SIGNED BY: Carlos Salas.

**2017:** Began professional career with Dominican Summer League Phillies-White (R)... T-10th in the DSL in triples... Slugged first pro HR, 6/28 at DSL Cubs2... Collected a season-high 5 hits and 5 RBI, 7/5 at DSL Rojos... Hit .411 (37-90) in his first 26 games... Batted .333 (15-45) with RISP... Hit .444 (16-36) against LHP... Caught 21 of 48 attempted base stealers (43.8%).

YEAR	CLUB	AVG	G	AB	R	H	2B	3B	HR	RBI	SH	SF	HP	BB	SO	SB	CS	OBP	SLG	OPS	E
2017	DSL Phillies-W	.379	39	140	19	53	4	7	3	26	0	2	1	8	19	3	3	.411	.571	.982	2

**MENDOZA, CARLOS MANUEL...** OF... B-T: L-L... HT: 5-9; WT: 139... BORN: February 18, 2001, Mao, DR... RESIDES: Valverde, DR... HOW OBTAINED: Signed by Phillies as an amateur free agent, 7/25/17... SIGNED BY: Carlos Salas.

**MERCEDES, YÉFFERSON MANUEL...** LHP... B-T: L-L... HT: 5-11; WT: 185... BORN: January 28, 1999, Baní, DR... RESIDES: Baní... HOW OBTAINED: Signed by Phillies as an amateur free agent, 7/2/16... SIGNED BY: Carlos Salas.

**2017:** Did not pitch due to internal organ surgery.

YEAR	CLUB	W-L	ERA	G	GS	CG	SHO	SV	IP	H	R	ER	HR	HB	BB	SO	WP	BK	AVG
2017	Injured – Did not pitch																		

**MEZQUITA, JHORDANY JOSÉ...** LHP... B-T: L-L... HT: 6-1; WT: 211... BORN: January 30, 1998, Santiago, DR... RESIDES: Santiago... HOW OBTAINED: Selected by Phillies in 8th round of June 2017 draft... SIGNED BY: Paul Murphy.

**2017:** Began professional career with Gulf Coast League Phillies (R)... Earned first pro win, 8/9 at GCL Tigers East... Held LHH to a .143 AVG (2-14) and RHH to a .162 AVG (18-111)... Opponents batted .143 (4-28) with RISP against him... Finished season riding a 17.0-inning scoreless streak, which began on 8/9... Participated in Florida Instructional League.

YEAR	CLUB	W-L	ERA	G	GS	CG	SHO	SV	IP	H	R	ER	HR	HB	BB	SO	WP	BK	AVG
2017	GCL Phillies	3-0	0.72	9	9	0	0	0	37.2	20	6	3	0	1	12	35	2	4	.160

**MILLER, JUSTIN...** RHP... B-T: R-R... HT: 6-4; WT: 200... BORN: May 17, 1998, Fresno, CA... RESIDES: Fresno... HOW OBTAINED: Signed by Phillies in 12th round of June 2016 draft... SIGNED BY: Shane Bowers... EDUCATION: 2016 graduate of Central Union HS (CA).

**2017:** Began season with Williamsport (A)... Transferred to Gulf Coast League Phillies (R) on 6/26 for remainder of season... Posted a 2.31 ERA (3 ER, 11.2 IP) over his final 8 games of season... **2016:** Began professional career with GCL Phillies... Participated in Florida Instructional League.

YEAR	CLUB	W-L	ERA	G	GS	CG	SHO	SV	IP	H	R	ER	HR	HB	BB	SO	WP	BK	AVG
2016	GCL Phillies	1-0	2.03	8	0	0	0	0	13.1	10	3	3	0	2	11	7	2	0	.222
2017	Williamsport	0-0	9.00	1	0	0	0	0	2.0	2	2	2	0	0	1	0	1	0	.286
	GCL Phillies	1-2	5.21	13	0	0	0	0	19.0	23	11	11	1	0	16	13	4	0	.307
<b>Minors Totals</b>		<b>2-2</b>	<b>4.19</b>	<b>22</b>	<b>0</b>	<b>0</b>	<b>0</b>	<b>0</b>	<b>34.1</b>	<b>35</b>	<b>16</b>	<b>16</b>	<b>1</b>	<b>2</b>	<b>28</b>	<b>20</b>	<b>7</b>	<b>0</b>	<b>.276</b>

**MILLS, MCKENZIE VALENTINE... LHP... B-T: L-L... HT: 6-3; WT: 229... BORN:** November 19, 1995, Marietta, GA... **RESIDES:** Marietta... **HOW OBTAINED:** Acquired from WSH with international amateur signing bonus pool space in exchange for INF/OF Howie Kendrick and cash considerations on 7/28/17; originally selected by WSH in 18th round of June 2014 draft... **SIGNED BY:** Eric Robinson... **EDUCATION:** Attended Sprayberry HS (GA).

**2017:** Began season with Hagerstown (A)... Selected as a South Atlantic League midseason All-Star... Went 7-2 with a 2.66 ERA (20 ER, 67.2 IP) in 12 starts before the All-Star break... Was on the DL from 6/2-11 (left gluteal strain)... Logged consecutive starts with 10 SO, 7/3 at Lakewood and 7/10 at Kannapolis... Had an 8-game winning streak with Hagerstown at the time of his promotion to Potomac (A) on 7/27... With Hagerstown, held RHH to a .181 AVG (47-260) and opponents batted .154 (12-78) with RISP against him... Made first start with Clearwater (A) on 8/3 following trade on 7/28... Participated in Florida Instructional League... **2016:** Spent entire season with Auburn (A)... Did not allow a hit over 5.0 innings (3 BB, 2 SO), 7/28 vs West Virginia... Held LHH to a .213 AVG (10-47) and RHH to a .220 AVG (33-150)... **2015:** Began season with Auburn... Transferred to Gulf Coast League Nationals (R) on 7/13 for remainder of season... **2014:** Began professional career with GCL Nationals.

YEAR	CLUB	W-L	ERA	G	GS	CG	SHO	SV	IP	H	R	ER	HR	HB	BB	SO	WP	BK	AVG
2014	GCL Nationals	1-2	5.87	10	5	0	0	1	23.0	31	18	15	2	2	18	13	4	0	.333
2015	Auburn	0-2	7.71	4	3	0	0	0	11.2	17	12	10	0	0	9	8	1	0	.354
	GCL Nationals	0-3	7.04	8	5	0	0	1	23.0	24	19	18	3	3	19	16	5	0	.270
2016	Auburn	4-5	3.71	12	12	0	0	0	53.1	43	28	22	3	3	28	46	6	1	.218
2017	Hagerstown	12-2	3.01	18	18	0	0	0	104.2	77	36	35	12	12	22	118	8	0	.204
	Clearwater	0-1	4.60	3	3	0	0	0	15.2	21	8	8	1	1	0	16	1	0	.323
<b>Minors Totals</b>		<b>17-15</b>	<b>4.20</b>	<b>55</b>	<b>46</b>	<b>0</b>	<b>2</b>	<b>231.1</b>	<b>213</b>	<b>121</b>	<b>108</b>	<b>21</b>	<b>21</b>	<b>96</b>	<b>217</b>	<b>25</b>	<b>1</b>	<b>.245</b>	

**MIMS, BRIAN JAMES... 2B... B-T: R-R... HT: 5-11; WT: 205... BORN:** March 14, 1996, Dumfries, VA... **RESIDES:** Dumfries... **HOW OBTAINED:** Selected by Phillies in 22nd round of June 2017 draft... **SIGNED BY:** Aaron Jersild... **EDUCATION:** Attended University of North Carolina at Wilmington.

**2017:** Began professional career with Williamsport (A)... Hit safely in his first 7 games (.320 AVG)... Defensively, made appearances at 1st base, 2nd base, LF and RF.

YEAR	CLUB	AVG	G	AB	R	H	2B	3B	HR	RBI	SH	SF	HP	BB	SO	SB	CS	OBP	SLG	OPS	E
2017	Williamsport	.190	34	121	9	23	5	2	0	6	0	1	5	4	42	1	0	.244	.264	.509	3

**MIRANDA, JUAN ANTONIO... LHP... B-T: L-L... HT: 5-11; WT: 165... BORN:** February 27, 1999, Santo Domingo Este, DR... **RESIDES:** Santo Domingo, DR... **HOW OBTAINED:** Signed by Phillies as an amateur free agent, 10/31/17... **SIGNED BY:** Carlos Salas.

**MONIAK, MCKENZIE MATTHEW (Mickey)... OF... B-T: L-R... HT: 6-2; WT: 188... BORN:** May 13, 1998, Encinitas, CA... **RESIDES:** Encinitas... **HOW OBTAINED:** Selected by Phillies in 1st round (1st overall) of June 2016 draft... **SIGNED BY:** Mike Garcia... **EDUCATION:** 2016 graduate of La Costa Canyon HS (CA)... **MISC:** Became first Phillies No. 1 overall pick since Pat Burrell in 1998... Named 2016 High School Player of the Year by *Baseball America*... **PERSONAL:** His grandfather, Bill Moniak, played for 6 seasons in the Red Sox system (1958-63).

**2017:** Spent the season with Lakewood (A)... Was T-6th in the South Atlantic League in triples (6) and T-9th in games (123)... Recorded 27 multi-hit games... Batted .270 (64-237) with 21 XBH (15 2B, 4 3B, 2 HR) in the first half and .201 (46-229) with 12 XBH (7 2B, 2 3B, 3 HR) in the second half... Following the season, was named the 9th-best prospect in the Phillies minor league system by *Baseball America*... Participated in Florida Instructional League... **2016:** Began pro career with Gulf Coast League Phillies (R)... Ranked 10th in the GCL in RBI (28) and T-10th in hits (50) & triples (4)... Had multiple hits in 8 of his first 17 professional games... Batted .346 (27-78) with 19 RBI in 20 July games... Participated in FIL... Following the season, was named the 2nd-best prospect in the Phillies system by *Baseball America*.

YEAR	CLUB	AVG	G	AB	R	H	2B	3B	HR	RBI	SH	SF	HP	BB	SO	SB	CS	OBP	SLG	OPS	E
2016	GCL Phillies	.284	46	176	27	50	11	4	1	28	0	2	5	11	35	10	4	.340	.409	.749	1
2017	Lakewood	.236	123	466	53	110	22	6	5	44	2	7	6	28	109	11	7	.284	.341	.625	3
<b>Minors Totals</b>		<b>.249</b>	<b>169</b>	<b>642</b>	<b>80</b>	<b>160</b>	<b>33</b>	<b>10</b>	<b>6</b>	<b>72</b>	<b>2</b>	<b>9</b>	<b>11</b>	<b>39</b>	<b>144</b>	<b>21</b>	<b>11</b>	<b>.300</b>	<b>.360</b>	<b>.659</b>	<b>4</b>

**MOORE, KIPP BENNETT... C... B-T: R-R... HT: 6-1; WT: 224... BORN:** February 27, 1996, Shelbyville, KY... **RESIDES:** Waddy, KY... **HOW OBTAINED:** Signed by Phillies as a non-drafted free agent, 6/20/17... **SIGNED BY:** Timi Moni... **EDUCATION:** Attended Murray State University (KY).

**2017:** Began professional career with Gulf Coast League Phillies (R)... Led all qualifying catchers in the GCL in fielding % (.992) and caught stealing % (47.1; 8 CS in 17 SB attempts)... Led all catchers in the GCL in games (32)... Hit .320 (8-25) with RISP... Participated in Florida Instructional League.

YEAR	CLUB	AVG	G	AB	R	H	2B	3B	HR	RBI	SH	SF	HP	BB	SO	SB	CS	OBP	SLG	OPS	E
2017	GCL Phillies	.250	32	56	13	14	3	1	0	7	0	0	5	3	16	0	0	.344	.339	.683	1

**MORA, RAYMOND ALEXANDER...** OF... **B-T:** R-R... **HT:** 6-0; **WT:** 155... **BORN:** July 29, 2000, Barquisimeto, VZ... **RESIDES:** Maturín, VZ... **HOW OBTAINED:** Signed by Phillies as an amateur free agent, 8/1/16... **SIGNED BY:** Jesús Méndez.

**2017:** Began professional career with Dominican Summer League Phillies-White (R)... T-8th in the DSL in games... Collected a season-high 3 hits, 6/6 vs DSL Mets2... Hit .333 (19-57) against LHP.

YEAR	CLUB	AVG	G	AB	R	H	2B	3B	HR	RBI	SH	SF	HP	BB	SO	SB	CS	OBP	SLG	OPS	E
2017	DSL Phillies-W	.242	67	211	27	51	4	1	0	20	5	4	4	20	52	5	5	.314	.270	.584	4

**MORALES, EFRÁIN...** RHP... **B-T:** R-R... **HT:** 6-0; **WT:** 191... **BORN:** June 26, 2001, Tijuana, MX... **RESIDES:** MX... **HOW OBTAINED:** Signed by Phillies as an amateur free agent, 8/29/17... **SIGNED BY:** Norman Anciani.

**MORALES, FRANCISCO JAVIER...** RHP... **B-T:** R-R... **HT:** 6-4; **WT:** 225... **BORN:** October 27, 1999, San Juan de los Morros, VZ... **RESIDES:** San Juan de los Morros... **HOW OBTAINED:** Signed by Phillies as an amateur free agent, 7/2/16... **SIGNED BY:** Jesús Méndez.

**2017:** Began professional career with Gulf Coast League Phillies (R)... Was 9th in the GCL in SO... Earned first pro win, 7/6 vs GCL Pirates... Held RHH to a .194 AVG (19-98)... Held opponents to a .196 AVG (9-46) with RISP... Went 2-0 with a 1.66 ERA (4 ER, 21.2 IP) and 25 SO in his final 5 starts of season... Participated in Florida Instructional League... **2016:** Participated in FIL.

YEAR	CLUB	W-L	ERA	G	GS	CG	SHO	SV	IP	H	R	ER	HR	HB	BB	SO	WP	BK	AVG
2017	GCL Phillies	3-2	3.05	10	9	0	0	0	41.1	34	18	14	1	8	20	44	6	*5	.225

\* League leader

**MORENO, NOELIS CIRILO...** RHP... **B-T:** R-R... **HT:** 6-2; **WT:** 200... **BORN:** January 23, 1999, Santo Domingo Centro, DR... **RESIDES:** Santo Domingo... **HOW OBTAINED:** Signed by Phillies as an amateur free agent, 11/14/17... **SIGNED BY:** Carlos Salas.

**MUJICA, LUIGGI NAHUM...** INF... **B-T:** S-R... **HT:** 5-10; **WT:** 155... **BORN:** November 25, 1999, Ciudad Bolívar, VZ... **RESIDES:** Ciudad Bolívar... **HOW OBTAINED:** Signed by Phillies as an amateur free agent, 7/2/16... **SIGNED BY:** Jesús Méndez.

**2017:** Began professional career with Dominican Summer League Phillies-Red (R).

YEAR	CLUB	AVG	G	AB	R	H	2B	3B	HR	RBI	SH	SF	HP	BB	SO	SB	CS	OBP	SLG	OPS	E
2017	DSL Phillies-R	.161	42	124	14	20	3	0	0	8	2	1	2	14	39	9	3	.255	.185	.441	5

**MUZZIOTTI, SIMÓN JOSÉ...** CF... **B-T:** L-L... **HT:** 6-1; **WT:** 173... **BORN:** December 27, 1998, Cumaná, VZ... **RESIDES:** Monagas, VZ... **HOW OBTAINED:** Signed by Phillies as a minor league free agent, 7/5/16; originally signed by BOS as an amateur free agent, 7/2/15 (voided on 6/4/16)... **SIGNED BY:** Claudio Scerrato.

**2017:** Began season with Clearwater (A)... Transferred to Gulf Coast League Phillies (R) on 6/26 for remainder of season... Led the GCL in triples... Hit .333 (16-48) in first 11 games with GCL Phillies... Hit .291 (32-110) against RHP... **2016:** Began professional career with Dominican Summer League Red Sox-1 (R)... Reached base safely in 14 of his 17 games... Signed by Phillies on 7/5 after his contract with BOS was voided (international signing ban) and assigned to DSL Phillies-1... Was 10-for-26 (.385) against LHP... Participated in Florida Instructional League.

YEAR	CLUB	AVG	G	AB	R	H	2B	3B	HR	RBI	SH	SF	HP	BB	SO	SB	CS	OBP	SLG	OPS	E
2016	DSL Red Sox-1	.317	17	60	9	19	2	1	0	10	0	1	0	4	6	1	1	.354	.383	.737	0
	DSL Phillies-1	.231	37	143	12	33	4	1	0	12	2	0	0	11	10	7	3	.286	.273	.559	1
2017	Clearwater	.286	2	7	2	2	0	0	0	0	0	0	0	2	1	0	0	.286	.286	.572	0
	GCL Phillies	.269	33	134	20	36	4	*6	0	14	0	0	0	7	8	8	3	.305	.388	.693	1
<b>Minors Totals</b>		<b>.262</b>	<b>89</b>	<b>344</b>	<b>43</b>	<b>90</b>	<b>10</b>	<b>8</b>	<b>0</b>	<b>36</b>	<b>2</b>	<b>1</b>	<b>0</b>	<b>22</b>	<b>26</b>	<b>17</b>	<b>7</b>	<b>.305</b>	<b>.337</b>	<b>.642</b>	<b>2</b>

\* League leader

**NARANJO, YOSMEL ISAAC...** LHP... **B-T:** L-L... **HT:** 6-4; **WT:** 205... **BORN:** March 8, 2000, Aragua, VZ... **RESIDES:** Aragua... **HOW OBTAINED:** Signed by Phillies as an amateur free agent, 12/11/17... **SIGNED BY:** William Mota.

**NEGUEIS, FÉLIX ALEXI...** OF... **B-T:** R-R... **HT:** 6-2; **WT:** 185... **BORN:** December 29, 2000, La Romana, DR... **RESIDES:** La Romana... **HOW OBTAINED:** Signed by Phillies as an amateur free agent, 2/3/18... **SIGNED BY:** Carlos Salas.



**NIEPORTE, QUINCY BREWSTER...** 1B... B-T: R-R... HT: 6-1; WT: 253... BORN: July 29, 1994, Boca Raton, FL... RESIDES: Bayville, NY... HOW OBTAINED: Selected by Phillies in 26th round of June 2017 draft... SIGNED BY: Alan Marr... EDUCATION: Attended Florida State University.

2017: Began professional career with Gulf Coast League Phillies (R)... Selected as a GCL All-Star... Was 3rd in the GCL in SLG %, 4th in RBI, 6th in OPS and T-6th in doubles & HR... T-1st in RBI among all Phillies short-season minor leaguers... Homered in first pro game, 7/5 at GCL Pirates... Homered in consecutive games, 7/10 & 7/12... Slugged a grand slam on 8/1 vs GCL Blue Jays... Posted a 1.059 OPS in his first 19 games... Collected an RBI in 6 straight games from 8/5-11 (7 RBI in that span)... Drove in 8 runs over 3 games, 8/17-21... Hit .447 (21-47) with RISP... Participated in Florida Instructional League.

YEAR	CLUB	AVG	G	AB	R	H	2B	3B	HR	RBI	SH	SF	HP	BB	SO	SB	CS	OBP	SLG	OPS	E
2017	GCL Phillies	.299	41	154	19	46	13	1	5	35	0	3	3	12	17	0	0	.355	.494	.848	4

**NÚÑEZ, ANDERSON RAFAEL...** RHP... B-T: R-R... HT: 5-10; WT: 160... BORN: May 24, 1994, Dajabón, DR... RESIDES: Dajabón... HOW OBTAINED: Signed by Phillies as an amateur free agent, 5/29/14... SIGNED BY: Carlos Salas.

2017: Appeared in 1 game with Dominican Summer League Phillies-White (R)... 2016: Spent third season in the DSL, splitting time between the two clubs... 2015: Spent second season with DSL Phillies... Did not allow an ER over his first 24.1 IP... Was 3-for-3 in save opportunities, 2 of which were 3.0 IP or more... Allowed 2 XBH (2 2B) out of 147 batters faced... 2014: Was on restricted list, 5/31-7/10... Began pro career with DSL Phillies.

YEAR	CLUB	W-L	ERA	G	GS	CG	SHO	SV	IP	H	R	ER	HR	HB	BB	SO	WP	BK	AVG
2014	DSL Phillies	1-1	1.46	4	0	0	0	0	12.1	7	3	2	0	1	3	14	1	0	.171
2015	DSL Phillies	2-0	0.72	14	0	0	0	3	37.2	28	5	3	0	3	10	28	1	0	.211
2016	DSL Phillies-1	0-0	3.52	4	0	0	0	0	7.2	6	4	3	0	0	1	10	0	0	.214
	DSL Phillies-2	0-0	0.00	2	0	0	0	0	4.0	0	0	0	0	0	3	6	1	0	.000
	DSL Combined	0-0	2.31	6	0	0	0	0	11.2	6	4	3	0	0	4	16	1	0	.150
2017	DSL Phillies-W	0-0	0.00	1	0	0	0	1	1.0	0	0	1	0	0	0	0	0	0	.000
<b>Minors Totals</b>		<b>3-1</b>	<b>1.15</b>	<b>25</b>	<b>0</b>	<b>0</b>	<b>0</b>	<b>4</b>	<b>62.2</b>	<b>41</b>	<b>13</b>	<b>8</b>	<b>0</b>	<b>4</b>	<b>17</b>	<b>58</b>	<b>3</b>	<b>0</b>	<b>.190</b>

**NÚÑEZ, JHON JAIRO...** LHP... B-T: L-L... HT: 6-0; WT: 199... BORN: November 27, 1997, Puerto Armuelles, Panama... RESIDES: David, Chiriquí, Panama... HOW OBTAINED: Signed by Phillies as an amateur free agent, 7/2/14... SIGNED BY: Norman Anciani.

2017: Spent entire season with Williamsport (A)... Held LHH to a .176 AVG (6-34)... Did not allow an ER in his final 6 games of the season... 2016: Spent entire season with Gulf Coast League Phillies (R)... Averaged 9.74 SO/9.0 IP... 2015: Began pro career with Dominican Summer League Phillies (R)... T-2nd in DSL in CG.

YEAR	CLUB	W-L	ERA	G	GS	CG	SHO	SV	IP	H	R	ER	HR	HB	BB	SO	WP	BK	AVG
2015	DSL Phillies	4-6	4.44	13	13	1	0	0	71.0	68	37	35	3	1	33	46	5	0	.252
2016	GCL Phillies	1-1	3.10	14	0	0	0	3	20.1	17	9	7	1	0	8	22	2	2	.230
2017	Williamsport	1-2	4.76	16	0	0	0	0	22.2	26	17	12	0	1	12	20	4	1	.295
<b>Minors Totals</b>		<b>6-9</b>	<b>4.26</b>	<b>43</b>	<b>13</b>	<b>1</b>	<b>0</b>	<b>3</b>	<b>114.0</b>	<b>111</b>	<b>63</b>	<b>54</b>	<b>4</b>	<b>2</b>	<b>53</b>	<b>88</b>	<b>11</b>	<b>3</b>	<b>.257</b>

**NÚÑEZ, MELVIN...** RHP... B-T: R-R... HT: 6-2; WT: 185... BORN: March 17, 1997, Santo Domingo Centro, DR... RESIDES: Santo Domingo... HOW OBTAINED: Signed by Phillies as an amateur free agent, 4/28/16... SIGNED BY: Carlos Salas.

2017: Did not pitch due to right labrum surgery... 2016: Began professional career with Dominican Summer League Phillies-2 (R).

YEAR	CLUB	W-L	ERA	G	GS	CG	SHO	SV	IP	H	R	ER	HR	HB	BB	SO	WP	BK	AVG
2016	DSL Phillies-2	0-1	1.93	5	0	0	0	1	9.1	10	4	2	0	0	2	7	3	1	.278
2017	Injured - Did not pitch																		
<b>Minors Totals</b>		<b>0-1</b>	<b>1.93</b>	<b>5</b>	<b>0</b>	<b>0</b>	<b>0</b>	<b>1</b>	<b>9.1</b>	<b>10</b>	<b>4</b>	<b>2</b>	<b>0</b>	<b>0</b>	<b>2</b>	<b>7</b>	<b>3</b>	<b>1</b>	<b>.278</b>

**O'BRIEN, AUSTIN JOHN...** 1B... B-T: R-R... HT: 6-3; WT: 200... BORN: May 18, 1994, Tulsa, OK... RESIDES: Owasso, OK... HOW OBTAINED: Signed by Phillies as a minor league free agent, 1/8/18... EDUCATION: Attended University of Oklahoma.

2017: Played for Lake Erie in the independent Frontier League.

YEAR	CLUB	AVG	G	AB	R	H	2B	3B	HR	RBI	SH	SF	HP	BB	SO	SB	CS	OBP	SLG	OPS	E
2017	Lake Erie (Ind.)	.232	37	112	21	26	7	0	6	15	1	1	1	14	39	0	0	.320	.455	.776	0

**OROPEZA, CARLOS IGNACIO**... C... B-T: R-R... HT: 6-0; WT: 170... BORN: December 22, 1998, Caracas, VZ... RESIDES: Miranda, VZ... HOW OBTAINED: Signed by Phillies as an amateur free agent, 1/28/16... SIGNED BY: Jesús Méndez.

2017: Began season with Dominican Summer League Phillies-Red (R)... Slugged his first professional HR in his first game of the season, 6/3 vs DSL Rockies... Transferred to DSL Phillies-White on 7/22 for remainder of season... Collected a professional-high 4 hits, 7/22 at DSL Rojas... Combined with both clubs, hit .329 (25-76) in July... Combined between clubs, caught 24 of 77 attempted base stealers (31.2%)... Participated in Florida Instructional League... 2016: Began pro career with DSL Phillies-2... Posted a .371 OBP.

YEAR	CLUB	AVG	G	AB	R	H	2B	3B	HR	RBI	SH	SF	HP	BB	SO	SB	CS	OBP	SLG	OPS	E
2016	DSL Phillies-2	.233	48	150	17	35	10	0	0	19	1	2	11	23	27	6	1	.371	.300	.671	8
2017	DSL Phillies-R	.256	37	129	14	33	10	0	1	13	0	3	5	13	18	5	1	.340	.357	.697	1
	DSL Phillies-W	.292	27	89	6	26	2	2	0	17	0	5	1	7	7	2	0	.333	.360	.693	4
	DSL Combined	.271	64	218	20	59	12	2	1	30	0	8	6	20	25	7	1	.337	.358	.695	5
<b>Minors Totals</b>		<b>.255</b>	<b>112</b>	<b>368</b>	<b>37</b>	<b>94</b>	<b>22</b>	<b>2</b>	<b>1</b>	<b>49</b>	<b>1</b>	<b>10</b>	<b>17</b>	<b>43</b>	<b>52</b>	<b>13</b>	<b>2</b>	<b>.352</b>	<b>.334</b>	<b>.686</b>	<b>13</b>

**ORTEGA, JUNIOR OMAR**... CF... B-T: R-R... HT: 5-11; WT: 175... BORN: September 30, 1999, Santo Domingo Centro, DR... RESIDES: Santo Domingo... HOW OBTAINED: Signed by Phillies as an amateur free agent, 9/13/17... SIGNED BY: Carlos Salas.

**ORTIZ, JHAILYN DAVID**... OF... B-T: R-R... HT: 6-3; WT: 258... BORN: November 18, 1998, Jarabacoa, DR... RESIDES: La Vega, DR... HOW OBTAINED: Signed by Phillies as an amateur free agent, 7/9/15... SIGNED BY: Sal Agostinelli.

2017: Spent entire season with Williamsport (A)... Selected as a New York-Penn League All-Star... Was 1st in the NYPL in SLG % (did not originally qualify but officially won SLG % title with adjusted mark of .503), 3rd in XBH (24), T-3rd in HR, T-5th in doubles and T-10th in RBI... Named Phillies Minor League Player of the Week twice: 7/3-9 and 7/24-30... Selected as Phillies Minor League Hitter of the Month for July... Hit .342 (27-79) with 8 2B, 3B, 5 HR, 19 RBI, 12 R and a 1.094 OPS in 23 games during July... Homered in consecutive games, 7/28-29... Batted .396 (19-48) against LHP... Following the season, was named the 7th-best prospect in the Phillies minor league system by *Baseball America*... Participated in Florida Instructional League... 2016: Began professional career with Gulf Coast League Phillies (R)... Ranked 3rd in the GCL in home runs... Homered 4 times and drove in 13 runs in his first 11 pro games... Was 14-40 (.350 AVG) with 7 XBH against LHP... Participated in FIL... 2015: Participated in FIL... Ranked as the top international prospect for 2015 by MLB.com.

YEAR	CLUB	AVG	G	AB	R	H	2B	3B	HR	RBI	SH	SF	HP	BB	SO	SB	CS	OBP	SLG	OPS	E
2016	GCL Phillies	.231	47	173	29	40	9	1	8	27	0	0	7	17	53	8	2	.325	.434	.759	3
2017	Williamsport	.302	47	159	27	48	15	1	8	30	0	1	9	18	47	5	1	.401	*.560	.961	3
<b>Minors Totals</b>		<b>.265</b>	<b>94</b>	<b>332</b>	<b>56</b>	<b>88</b>	<b>24</b>	<b>2</b>	<b>16</b>	<b>57</b>	<b>0</b>	<b>1</b>	<b>16</b>	<b>35</b>	<b>100</b>	<b>13</b>	<b>3</b>	<b>.362</b>	<b>.494</b>	<b>.856</b>	<b>6</b>

\* League leader

**PACHECO, LUIS CARLOS**... RHP... B-T: R-R... HT: 6-2; WT: 185... BORN: April 22, 1999, Palo Negro, VZ... RESIDES: Santa Rita, VZ... HOW OBTAINED: Signed by Phillies as an amateur free agent, 10/3/16... SIGNED BY: Jesús Méndez.

2017: Began professional career with Dominican Summer League Phillies-White (R).

YEAR	CLUB	W-L	ERA	G	GS	CG	SHO	SV	IP	H	R	ER	HR	HB	BB	SO	WP	BK	AVG
2017	DSL Phillies-W	0-0	2.57	2	2	0	0	0	7.0	3	2	2	0	2	1	7	1	0	.125

**PALACIO, JOSÉ ANTONIO**... LHP... B-T: S-L... HT: 6-0; WT: 165... BORN: February 7, 2000, Guanare, VZ... RESIDES: Araure, VZ... HOW OBTAINED: Signed by Phillies as an amateur free agent, 10/13/16... SIGNED BY: Jesús Méndez.

**PALMA, JHONNY JESÚS**... LHP... B-T: L-L... HT: 6-0; WT: 160... BORN: September 18, 2000, Ocumare del Tuy, VZ... RESIDES: Aragua, VZ... HOW OBTAINED: Signed by Phillies as an amateur free agent, 8/2/17... SIGNED BY: William Mota.

**PARKINSON, DAVID KENNEDY**... LHP... B-T: R-L... HT: 6-3; WT: 214... BORN: December 14, 1995, Henrico, VA... RESIDES: Henrico... HOW OBTAINED: Selected by Phillies in 12th round of June 2017 draft... SIGNED BY: Mike Stauffer... EDUCATION: Attended University of Mississippi.

2017: Began professional career with Williamsport (A)... Earned first pro win, 8/13 vs Tri-City... Struck out a season-high 10 over 5.0 scoreless innings (H, 3 BB), 8/20 at Batavia... Named Phillies Minor League Pitcher of the Week, 8/14-20... Averaged 11.57 SO/9.0 IP... Posted a 1.98 ERA (3 ER, 13.2 IP) with 21 SO in 3 starts... Held RHH to a .181 AVG (13-72)... Participated in Florida Instructional League.

YEAR	CLUB	W-L	ERA	G	GS	CG	SHO	SV	IP	H	R	ER	HR	HB	BB	SO	WP	BK	AVG
2017	Williamsport	1-3	2.48	11	3	0	0	0	32.2	30	12	9	2	2	9	42	3	0	.242

**PARRA, ÁNDERSON LISANDRO**... LHP... B-T: L-L... HT: 6-2; WT: 185... BORN: April 17, 1999, Santiago de los Caballeros, DR... RESIDES: Santiago de los Caballeros... HOW OBTAINED: Signed by Phillies as an amateur free agent, 7/2/16... SIGNED BY: Carlos Salas.

**2017:** Began professional career with Dominican Summer League Phillies-White (R)... Earned first pro win, 6/15 at DSL D-backs2... Went 2-0 with a 3.00 ERA (9 ER, 27.0 IP) in 10 relief appearances... Ended season riding an 8.0-inning scoreless streak (3 games).

YEAR	CLUB	W-L	ERA	G	GS	CG	SHO	SV	IP	H	R	ER	HR	HB	BB	SO	WP	BK	AVG
2017	DSL Phillies-W	4-2	5.36	15	5	0	0	0	42.0	50	28	25	0	3	23	28	11	0	.305

**PÁRRAGA, ROGER ALEXANDER**... RHP... B-T: R-R... HT: 6-2; WT: 170... BORN: February 15, 2001, Carabobo, VZ... RESIDES: Valencia, VZ... HOW OBTAINED: Signed by Phillies as an amateur free agent, 7/6/17... SIGNED BY: Rafael Alvarez.

**PAULINO, FÉLIX MIGUEL**... RHP... B-T: R-R... HT: 6-1; WT: 184... BORN: March 24, 1995, Sabana Grande de Palenque, DR... RESIDES: Palenque... HOW OBTAINED: Signed by Phillies as an amateur free agent, 4/14/14... SIGNED BY: Carlos Salas.

**2017:** Spent entire season with Lakewood (A)... Named Phillies Minor League Pitcher of the Week, 8/7-13... Posted a 6.33 ERA (30 ER, 42.2 IP) in 14 games (6 starts) before the All-Star break compared to a 3.13 ERA (19 ER, 54.2 IP) in 14 games (9 starts) after the break... Struck out a professional-high 10 over 7.0 scoreless innings, 8/12 at Delmarva... In his last 5 starts of season, went 3-1 with a 1.69 ERA (6 ER, 32.0 IP)... **2016:** Spent entire season with Williamsport (A)... Ranked 5th in the New York-Penn League in WHIP (1.09), 8th in innings and 9th in ERA... Ranked 4th among NYPL starters in fewest BB/9.0 IP (1.76) and fewest base runners/9.0 IP (10.05)... Allowed 1 ER or none in 7 of his final 8 starts and in 9 of 13 overall... Posted a 1.19 ERA (5 ER, 37.2 IP) in his final 6 starts... **2015:** Spent season with Gulf Coast League Phillies (R)... Named a GCL All-Star... Finished 2nd in the GCL in WHIP (0.92), 4th in ERA, T-4th in wins, T-6th in starts and T-10th in strikeouts... Posted a 1.99 ERA (10 ER, 45.1 IP) in 10 starts; allowed 3 ER in 4.2 IP in his only relief appearance, 8/14 at GCL Tigers... Averaged just 0.90 BB/9.0 IP and posted a 9.20 SO/BB ratio... Participated in Florida Instructional League... **2014:** Began pro career with Dominican Summer League Phillies (R)... Participated in FIL.

YEAR	CLUB	W-L	ERA	G	GS	CG	SHO	SV	IP	H	R	ER	HR	HB	BB	SO	WP	BK	AVG
2014	DSL Phillies	1-6	3.61	13	10	0	0	1	57.1	68	37	23	1	6	11	46	6	1	.291
2015	GCL Phillies	5-4	2.34	11	10	0	0	0	50.0	41	20	13	3	3	5	46	5	0	.223
2016	Williamsport	3-4	2.89	13	13	0	0	0	71.2	64	31	23	2	2	14	54	2	0	.238
2017	Lakewood	5-9	4.53	28	15	0	0	0	97.1	100	52	49	5	7	29	87	8	1	.269
<b>Minors Totals</b>		<b>14-23</b>	<b>3.52</b>	<b>65</b>	<b>48</b>	<b>0</b>	<b>0</b>	<b>1</b>	<b>276.1</b>	<b>273</b>	<b>140</b>	<b>108</b>	<b>11</b>	<b>18</b>	<b>59</b>	<b>233</b>	<b>21</b>	<b>2</b>	<b>.258</b>

**PEGUERO, GIUSEPPE**... OF... B-T: R-R... HT: 6-1; WT: 175... BORN: June 30, 2000, Santo Domingo Centro, DR... RESIDES: Santo Domingo... HOW OBTAINED: Signed by Phillies as an amateur free agent, 11/29/17... SIGNED BY: Carlos Salas.

**PELLETIER, BENJAMIN (Ben)**... OF... B-T: R-R... HT: 6-2; WT: 200... BORN: August 22, 1998, Varennes, Quebec, Canada... RESIDES: Varennes... HOW OBTAINED: Selected by Phillies in 34th round of June 2015 draft... SIGNED BY: Alex Agostino... EDUCATION: Attended École Secondaire des Montagnes (Quebec).

**2017:** Spent entire season with Gulf Coast League Phillies (R)... Selected as a GCL All-Star... Ranked 3rd in the GCL in AVG, 6th in SLG %, T-6th in doubles & total bases, 7th in hits and T-9th in OPS... T-1st in AVG among all qualifying Phillies short-season minor leaguers... Slugged first 3 HR of his pro career within a span of 4 games, 7/7-13... Had an 11-game hitting streak (.488 AVG, 20-41) from 7/29-8/9... Hit .388 (33-85) over 23 games in August... Batted .370 (20-54) with RISP... Hit .362 (50-138) against RHP... Participated in Florida Instructional League... **2016:** Began pro career with GCL Phillies... Participated in FIL.

YEAR	CLUB	AVG	G	AB	R	H	2B	3B	HR	RBI	SH	SF	HP	BB	SO	SB	CS	OBP	SLG	OPS	E
2016	GCL Phillies	.217	27	83	14	18	2	1	0	5	0	0	1	5	25	1	0	.270	.265	.535	0
2017	GCL Phillies	.333	46	171	21	57	13	1	3	26	0	1	0	8	30	1	0	.361	.474	.835	1
<b>Minors Totals</b>		<b>.295</b>	<b>73</b>	<b>254</b>	<b>35</b>	<b>75</b>	<b>15</b>	<b>2</b>	<b>3</b>	<b>31</b>	<b>0</b>	<b>1</b>	<b>1</b>	<b>13</b>	<b>55</b>	<b>2</b>	<b>0</b>	<b>.331</b>	<b>.406</b>	<b>.736</b>	<b>1</b>

**PÉREZ, DAIVIN**... LHP... B-T: L-L... HT: 6-1; WT: 170... BORN: October 19, 1998, La Vega, DR... RESIDES: La Vega... HOW OBTAINED: Signed by Phillies as an amateur free agent, 10/23/17... SIGNED BY: Carlos Salas.

**PÉREZ, JOSÉ GREGORIO**... RHP... B-T: R-R... HT: 6-3; WT: 170... BORN: August 16, 1998, San Juan de los Morros, VZ... RESIDES: San Juan de los Morros... HOW OBTAINED: Signed by Phillies as an amateur free agent, 10/3/16... SIGNED BY: Jesús Méndez.

**2017:** Began professional career with Dominican Summer League Phillies-White (R)... Converted all 3 of his save opportunities and posted a 3.10 ERA (7 ER, 20.1 IP) in 13 relief appearances... Held LHH to a .118 AVG (4-34).

YEAR	CLUB	W-L	ERA	G	GS	CG	SHO	SV	IP	H	R	ER	HR	HB	BB	SO	WP	BK	AVG
2017	DSL Phillies-W	0-0	4.24	14	1	0	0	3	23.1	16	11	11	1	2	17	19	5	0	.195

**PICKETT, GREG**... 1B/OF... B-T: L-R... HT: 6-4; WT: 215... BORN: October 30, 1996, Worcester, MA... RESIDES: Aurora, CO... HOW OBTAINED: Selected by Phillies in 8th round of June 2015 draft... SIGNED BY: Brad Holland... EDUCATION: 2015 graduate of Legend HS (CO).

**2017:** Spent entire season with Williamsport (A)... Selected as a New York-Penn League All-Star... T-6th in the NYPL in SO, T-9th in games and T-10th in hits & HR... Hit safely in 13 of his first 14 games, batting .375 (21-56) over that stretch... Homered in consecutive games, 8/8-9 at Staten Island... Hit .309 (17-55) against LHP... Participated in Florida Instructional League... **2016:** Missed entire season with knee tendinitis... Participated in FIL... **2015:** Began pro career with Gulf Coast League Phillies (R).

YEAR	CLUB	AVG	G	AB	R	H	2B	3B	HR	RBI	SH	SF	HP	BB	SO	SB	CS	OBP	SLG	OPS	E
2015	GCL Phillies	.179	29	84	5	15	6	0	1	4	0	0	1	12	31	0	0	.289	.286	.575	2
2016	Injured – Did not play																				
2017	Williamsport	.271	62	221	23	60	11	0	6	25	0	2	0	25	70	1	0	.343	.403	.746	6
<b>Minors Totals</b>		<b>.246</b>	<b>91</b>	<b>305</b>	<b>28</b>	<b>75</b>	<b>17</b>	<b>0</b>	<b>7</b>	<b>29</b>	<b>0</b>	<b>2</b>	<b>1</b>	<b>37</b>	<b>101</b>	<b>1</b>	<b>0</b>	<b>.328</b>	<b>.370</b>	<b>.698</b>	<b>8</b>

**PUELLO, ISRAEL ALFONSO (Alfonso)**... RHP... B-T: R-R... HT: 6-3; WT: 200... BORN: October 10, 2000, Santiago, DR... RESIDES: Santiago... HOW OBTAINED: Signed by Phillies as an amateur free agent, 7/2/17... SIGNED BY: Carlos Salas.

**2017:** Participated in Florida Instructional League.

**PUJOLS, JOSÉ MIGUEL**... OF... B-T: R-R... HT: 6-2; WT: 185... BORN: September 29, 1995, Santo Domingo, DR... RESIDES: Santo Domingo Este, DR... HOW OBTAINED: Signed by Phillies as an amateur free agent, 7/2/12... SIGNED BY: Koby Pérez.

**2017:** Spent entire season with Clearwater (A)... Slugged 4 HR in 14 games from 8/6-24 after having just 4 HR over his first 73 games of season from 4/6-8/5... Was on the DL, 7/14-24 (right shin contusion)... **2016:** Spent entire season with Lakewood (A)... Selected as a South Atlantic League midseason and postseason All-Star... Led SAL in home runs, ranked 3rd in RBI, 4th in total bases (219), 6th in games and 7th in at-bats... Selected as Phillies Minor League Player of the Month for August (.291 AVG, 8 2B, 5 HR, 14 RBI, 11 BB)... Named SAL Player of the Week and Phillies Minor League Player of the Week, 8/8-14... Homered in 3 straight games, 5/5-7 (9 RBI) and again, 6/17-19 (8 RBI)... Recorded a 12-game hitting streak, 4/29-5/12... Participated in Florida Instructional League... **2015:** Spent season with Williamsport (A)... Ranked 4th in the New York-Penn League in runs and T-7th in at-bats... Hit .459 (17-37) over his first 9 games (6/19-28)... Homered in 3 consecutive games, 8/24-26... Participated in FIL... **2014:** Began season with Gulf Coast League Phillies (R)... Hit 2 HR, 7/17 at GCL Astros... Promoted to Williamsport on 8/15... **2013:** Began pro career with GCL Phillies... Participated in FIL... **2012:** Participated in FIL.

YEAR	CLUB	AVG	G	AB	R	H	2B	3B	HR	RBI	SH	SF	HP	BB	SO	SB	CS	OBP	SLG	OPS	E
2013	GCL Phillies	.188	45	160	27	30	7	2	6	18	1	0	1	19	56	1	3	.278	.369	.647	3
2014	GCL Phillies	.232	41	151	21	35	8	2	5	28	1	1	1	12	54	1	2	.291	.411	.702	1
	Williamsport	.213	16	61	3	13	5	0	0	5	0	0	1	0	21	0	0	.226	.295	.521	2
2015	Williamsport	.238	66	256	43	61	15	2	4	30	0	2	3	25	81	5	4	.311	.359	.670	5
2016	Lakewood	.241	128	498	67	120	21	3	*24	82	0	3	4	44	*179	5	3	.306	.440	.746	9
2017	Clearwater	.194	90	325	24	63	10	1	8	29	0	3	1	23	150	2	2	.247	.305	.552	2
<b>Minors Totals</b>		<b>.222</b>	<b>386</b>	<b>1451</b>	<b>185</b>	<b>322</b>	<b>66</b>	<b>10</b>	<b>47</b>	<b>192</b>	<b>2</b>	<b>9</b>	<b>11</b>	<b>123</b>	<b>541</b>	<b>14</b>	<b>14</b>	<b>.286</b>	<b>.378</b>	<b>.664</b>	<b>22</b>

\* League leader

**QUINN, DANIEL BLAKE (Blake)**... RHP... B-T: R-R... HT: 6-4; WT: 222... BORN: April 29, 1994, Fresno, CA... RESIDES: Fresno... HOW OBTAINED: Selected by Phillies in 9th round of June 2016 draft... SIGNED BY: Demerius Pittman... EDUCATION: Attended California State University, Fullerton.

**2017:** Spent entire season with Clearwater (A)... Earned first professional win, 5/6 at Florida... Went 2-0 with a 0.90 ERA (1 ER, 10.0 IP) over 6 relief appearances in June... In 23 games as a reliever, went 3-0 with a 3.53 ERA (17 ER, 43.1 IP), 45 SO and held opponents to a .200 AVG (30-150)... Tossed 2.0 IP or more in 14 of his 23 relief outings... Held LHH to a .221 AVG (21-95)... **2016:** Began pro career with Williamsport (A)... Recorded a 16.0-inning scoreless streak, 7/23-8/19... Pitched at least 3.0 innings in 6 of his 10 relief appearances... Promoted to Lakewood (A) on 8/23... Participated in Florida Instructional League.

YEAR	CLUB	W-L	ERA	G	GS	CG	SHO	SV	IP	H	R	ER	HR	HB	BB	SO	WP	BK	AVG
2016	Williamsport	0-0	1.03	10	0	0	0	2	26.1	19	4	3	0	3	17	37	4	0	.202
	Lakewood	0-0	1.50	3	0	0	0	0	6.0	3	1	1	0	1	1	8	1	0	.150
2017	Clearwater	4-2	4.38	30	7	0	0	0	74.0	75	41	36	9	4	43	71	5	3	.272
<b>Minors Totals</b>		<b>4-2</b>	<b>3.39</b>	<b>43</b>	<b>7</b>	<b>0</b>	<b>0</b>	<b>2</b>	<b>106.1</b>	<b>97</b>	<b>46</b>	<b>40</b>	<b>9</b>	<b>8</b>	<b>61</b>	<b>116</b>	<b>10</b>	<b>3</b>	<b>.249</b>

**RAMÍREZ, LUIS MIGUEL...** RHP... B-T: R-R... HT: 5-11; WT: 175... BORN: September 14, 1997, Porlamar, VZ... RESIDES: Porlamar... HOW OBTAINED: Signed by Phillies as an amateur free agent, 10/16/15... SIGNED BY: Jesús Méndez.

**2017:** Spent entire season with Williamsport (A)... Selected as a New York-Penn League All-Star... Led the NYPL in saves and T-1st in games... Led all Phillies short-season pitchers in saves... Posted a 1.56 ERA (3 ER, 17.1 IP) over his first 12 games of the season... Held LHH to a .211 AVG (12-57)... Held opponents to a .143 AVG (4-28) with RISP... Participated in Florida Instructional League... **2016:** Began professional career with Dominican Summer League Phillies-2 (R)... Finished 5th in the DSL in saves... Did not allow a run in his first 12.2 IP (11 games) and did not allow an ER in his first 23.0 IP (20 games)... Converted all 11 of his save opportunities... Held RHH to a .159 AVG (11-69) with 1 XBH.

YEAR	CLUB	W-L	ERA	G	GS	CG	SHO	SV	IP	H	R	ER	HR	HB	BB	SO	WP	BK	AVG
2016	DSL Phillies-2	1-0	1.04	23	0	0	0	11	26.0	18	8	3	0	1	11	26	1	0	.189
2017	Williamsport	1-3	2.27	#23	0	0	0	*11	31.2	26	10	8	2	1	16	23	5	0	.226
<b>Minors Totals</b>		<b>2-3</b>	<b>1.72</b>	<b>46</b>	<b>0</b>	<b>0</b>	<b>0</b>	<b>22</b>	<b>57.2</b>	<b>44</b>	<b>18</b>	<b>11</b>	<b>2</b>	<b>2</b>	<b>27</b>	<b>49</b>	<b>6</b>	<b>0</b>	<b>.210</b>

\* League leader  
# Tied for league lead

**RAMÍREZ, PEDRO JOSUÉ...** OF... B-T: R-R... HT: 6-0; WT: 175... BORN: February 14, 2000, Azua, DR... RESIDES: Las Yayas de Viajama, DR... HOW OBTAINED: Signed by Phillies as an amateur free agent, 7/7/17... SIGNED BY: Bernardo Pérez.

**RANDOLPH, CORNELIUS CLEOPATRICK...** OF... B-T: L-R... HT: 5-11; WT: 210... BORN: June 2, 1997, Brunswick, GA... RESIDES: Williamson, GA... HOW OBTAINED: Selected by Phillies in 1st round (10th overall) of June 2015 draft... SIGNED BY: Aaron Jersild... EDUCATION: 2015 graduate of Griffin HS (GA)... MISC: Named a Perfect Game First-Team All-American in 2015.

**2017:** Spent entire season with Clearwater (A)... Ranked 7th in the Florida State League in BB and T-8th in HR... Led the club in games & BB and T-1st in triples... Homered in 3 straight games, 4/7-9... Reached base safely in 29 consecutive games (.455 OBP) from 6/14-7/20... Collected a season-high 4 hits, 7/15 at Daytona... Slashed .311/.417/.472 over 30 games in July... Posted an .802 OPS following the All-Star break compared to a .672 OPS before the break... Played for Glendale in the Arizona Fall League... Named an AFL Rising Star... **2016:** Began season with Lakewood (A)... Was on the DL, 4/26-7/6 with a left shoulder strain; included a rehab assignment with Gulf Coast League Phillies (R)... Batted .306 (34-111) with a .363 OBP in August... Participated in Florida Instructional League... **2015:** Began pro career with GCL Phillies... Named a GCL All-Star... Ranked 1st in the GCL in OPS, 2nd in OBP, walks & doubles, 4th in SLG %, T-5th in runs, 7th in total bases (76), 8th in AVG, T-8th in games and T-10th in hits & RBI... Reached base safely in 43 of his 53 games... Went 3-for-3, R, 3B, RBI, BB in his pro debut, 6/25 vs GCL Pirates... Had a season-high 4 hits, 8/1 vs GCL Astros... Participated in FIL... Following the season, was named the 6th-best prospect in the Phillies minor league system by *Baseball America*.

YEAR	CLUB	AVG	G	AB	R	H	2B	3B	HR	RBI	SH	SF	HP	BB	SO	SB	CS	OBP	SLG	OPS	E
2015	GCL Phillies	.302	53	172	34	52	15	3	1	24	0	2	6	32	32	6	5	.425	.442	*.867	0
2016	Lakewood	.274	63	241	33	66	12	1	2	27	0	3	6	26	57	5	4	.355	.357	.712	2
	GCL Phillies	.077	5	13	1	1	0	0	0	0	0	0	2	3	0	0	0	.200	.077	.277	0
2017	Clearwater	.250	122	440	47	110	18	5	13	55	4	5	6	55	125	7	3	.338	.402	.740	2
<b>Minors Totals</b>		<b>.264</b>	<b>243</b>	<b>866</b>	<b>115</b>	<b>229</b>	<b>45</b>	<b>9</b>	<b>16</b>	<b>106</b>	<b>4</b>	<b>10</b>	<b>18</b>	<b>115</b>	<b>217</b>	<b>18</b>	<b>12</b>	<b>.359</b>	<b>.393</b>	<b>.751</b>	<b>4</b>

\* League leader

**REQUENA, ALEJANDRO ANTONIO...** RHP... B-T: R-R... HT: 6-2; WT: 200... BORN: November 29, 1996, Villa de Cura, VZ... RESIDES: Turmero, VZ... HOW OBTAINED: Acquired from COL with SS José Gómez and RHP JD Hammer in exchange for RHP Pat Neshek and cash considerations, 7/26/17; originally signed by COL as an amateur free agent, 9/5/13.

**2017:** Began season with Asheville (A)... Ranked 4th in the South Atlantic League in WHIP (1.05) and 5th in ERA (2.74)... Selected as a SAL midseason All-Star... In his first 7 starts, posted a 1.45 ERA (7 ER, 43.1 IP) and a 0.97 WHIP... Logged 25.1 consecutive innings without surrendering an ER, 4/10-30... Had a professional-high 10 SO, 7/13 vs Hickory (5.1 IP)... 14 of his 19 outings with Asheville were quality starts... Made 2 starts with Lakewood (A) following trade on 7/26... Participated in Florida Instructional League... **2016:** Spent entire season with Grand Junction (R)... Went 2-0 with a 1.99 ERA (5 ER, 22.2 IP) and 27 SO in 4 August starts... **2015:** Spent entire season with Dominican Summer League Rockies (R)... Began season with 14.0 consecutive innings without allowing an ER... Did not allow a run in 8.1 innings (4 games) as a reliever... **2014:** Began pro career with DSL Rockies.

YEAR	CLUB	W-L	ERA	G	GS	CG	SHO	SV	IP	H	R	ER	HR	HB	BB	SO	WP	BK	AVG
2014	DSL Rockies	1-2	3.96	13	5	0	0	0	38.2	37	22	17	0	5	9	28	8	0	.247
2015	DSL Rockies	2-4	4.14	15	11	0	0	0	63.0	61	34	29	2	10	12	44	3	0	.245
2016	Grand Junction	3-6	4.97	13	13	0	0	0	67.0	80	51	37	15	1	19	59	4	0	.289
2017	Asheville	8-3	2.85	19	19	0	0	0	117.0	102	46	37	9	11	25	97	2	0	.239
	Lakewood	1-1	1.64	2	2	0	0	0	11.0	7	3	2	0	0	7	0	0	0	.189
<b>Minors Totals</b>		<b>15-16</b>	<b>3.70</b>	<b>62</b>	<b>50</b>	<b>0</b>	<b>0</b>	<b>0</b>	<b>296.2</b>	<b>287</b>	<b>156</b>	<b>122</b>	<b>26</b>	<b>27</b>	<b>65</b>	<b>235</b>	<b>17</b>	<b>0</b>	<b>.252</b>

**REYES, ANDY...** RHP... B-T: R-R... HT: 6-0; WT: 160... BORN: March 11, 2000, Baní, DR... RESIDES: Baní... HOW OBTAINED: Signed by Phillies as an amateur free agent, 7/17/17... SIGNED BY: Carlos Salas.

**RICKLES, NICHOLAS JAY (Nick)**... C... B-T: R-R... HT: 6-3; WT: 220... BORN: February 2, 1990, Ft. Lauderdale, FL... RESIDES: Henderson, NV... **HOW OBTAINED:** Acquired from WSH for cash considerations, 5/24/17; originally selected by OAK in 14th round of June 2011 draft... **SIGNED BY:** Trevor Schaffer... **EDUCATION:** Attended Stetson University (FL).

**2017:** Played for Team Israel in the World Baseball Classic... Began season with Harrisburg (AA)... Traded to Phillies on 5/24 and assigned to Reading (AA)... Caught 11 of 25 attempted base stealers (44.0%)... Finished season with Lehigh Valley (AAA)... **2016:** Began season (1 game) with Syracuse (AAA)... Was on the DL, 5/27-6/21... Finished season with Harrisburg... **2015:** Began season with Stockton (A)... With Stockton, threw out 17 of 37 base runners attempting to steal (45.9%)... Appeared in 23 games with Midland (AA) before ending season with Nashville (AAA)... Was on the DL, 8/26-9/1... **2014:** Did not play after undergoing shoulder surgery... **2013:** Played majority of season with Beloit (A)... Named Midwest League Player of the Week, 7/22-28... With Beloit, caught 41 of 98 attempted base stealers (41.8%)... Defensively, led all catchers in the MWL with 11 double plays... Appeared in 1 game with Midland... Played for Team Israel in qualifier round of WBC... **2012:** Spent entire season with Burlington (A)... Threw out 55 of 128 base runners attempting to steal (43.0%), which led all qualifying catchers in the MWL... Slugged a grand slam, 5/11 vs Cedar Rapids... **2011:** Selected as a New York-Penn League midseason All-Star... Began professional career with Arizona League Athletics (R)... Finished season with Vermont (A)... With Vermont, caught 26 of 63 attempted base stealers (41.3%), which led all qualifying catchers in the NYPL.

YEAR	CLUB	AVG	G	AB	R	H	2B	3B	HR	RBI	SH	SF	HP	BB	SO	SB	CS	OBP	SLG	OPS	E
2011	AZL Athletics	.304	6	23	5	7	2	2	0	2	0	0	1	3	4	1	0	.407	.565	.972	0
	Vermont	.310	41	145	16	45	9	2	2	33	4	3	2	12	24	5	1	.364	.441	.805	6
2012	Burlington	.220	95	345	33	76	19	0	6	37	6	3	1	17	73	2	3	.257	.328	.585	10
2013	Midland	.500	1	4	1	2	0	0	0	1	0	0	0	1	0	0	0	.500	.500	1.000	0
	Beloit	.258	81	283	27	73	10	3	7	33	2	2	2	11	52	0	1	.289	.389	.678	8
2014	Injured - Did not play																				
2015	Stockton	.227	34	128	13	29	6	1	3	17	0	1	0	1	29	1	0	.231	.359	.590	2
	Midland	.208	23	77	4	16	3	0	1	9	1	1	0	3	19	0	0	.235	.286	.521	3
	Nashville	.143	2	7	1	1	1	0	0	1	0	0	0	1	0	0	0	.143	.286	.429	1
2016	Syracuse	.250	1	4	0	1	0	0	0	0	0	0	0	2	0	0	0	.250	.250	.500	0
	Harrisburg	.227	24	88	9	20	3	0	4	10	0	1	0	3	20	0	0	.250	.398	.648	1
2017	Harrisburg	.000	2	5	0	0	0	0	0	0	0	0	0	2	0	0	0	.000	.000	.000	0
	Reading	.274	26	95	9	26	8	0	4	12	0	2	0	5	9	1	0	.304	.484	.788	2
	Lehigh Valley	.250	9	28	2	7	1	0	0	5	0	0	0	2	9	0	0	.300	.286	.586	0
<b>Minors Totals</b>		<b>.246</b>	<b>345</b>	<b>1232</b>	<b>120</b>	<b>303</b>	<b>62</b>	<b>8</b>	<b>27</b>	<b>160</b>	<b>13</b>	<b>13</b>	<b>6</b>	<b>57</b>	<b>245</b>	<b>10</b>	<b>5</b>	<b>.280</b>	<b>.375</b>	<b>.655</b>	<b>33</b>

**RIVAS, ALDEMAR JESÚS**... RHP... B-T: R-R... HT: 6-1; WT: 170... BORN: January 21, 1999, Barquisimeto, VZ... RESIDES: Barquisimeto... **HOW OBTAINED:** Signed by Phillies as an amateur free agent, 7/2/16... **SIGNED BY:** Jesús Méndez.

**2017:** Began professional career with Dominican Summer League Phillies-White (R)... Averaged 10.05 SO/9.0 IP... Held LHH to a .188 AVG (6-32) and RHH to a .154 AVG (12-78)... Held opponents to a .111 AVG (4-36) with RISP... **2016:** Was on restricted list, 7/2-8/29.

YEAR	CLUB	W-L	ERA	G	GS	CG	SHO	SV	IP	H	R	ER	HR	HB	BB	SO	WP	BK	AVG
2017	DSL Phillies-W	2-0	2.59	12	2	0	0	0	31.1	18	13	9	0	6	14	35	10	0	.164

**RIVAS, RAUL JOSÉ**... INF... B-T: S-R... HT: 5-10; WT: 168... BORN: October 27, 1996, Cumaná, VZ... RESIDES: Cumaná... **HOW OBTAINED:** Signed by Phillies as an amateur free agent, 1/28/15... **SIGNED BY:** Ebert Velásquez.

**2017:** Began season with Lakewood (A)... Transferred to Williamsport (A), 6/19... Promoted to Lakewood on 7/4 for remainder of season... Defensively, made starts at 2nd base (26), 3rd base (17) and SS (26) with Lakewood... Had a season-high 4 hits, 6/14 vs Delmarva... With Lakewood, hit .321 (25-78) against LHP and batted .306 (19-62) with RISP... **2016:** Played majority of season with Gulf Coast League Phillies (R)... Promoted to Clearwater (A) on 8/21 for remainder of season... **2015:** Began pro career with Venezuelan Summer League Phillies (R).

YEAR	CLUB	AVG	G	AB	R	H	2B	3B	HR	RBI	SH	SF	HP	BB	SO	SB	CS	OBP	SLG	OPS	E
2015	VSL Phillies	.220	53	205	26	45	5	2	1	8	2	0	2	27	31	11	14	.316	.278	.594	24
2016	GCL Phillies	.240	33	100	13	24	1	0	0	8	3	1	3	3	15	1	1	.280	.250	.530	4
	Clearwater	.333	3	6	2	2	0	0	0	1	0	0	0	1	0	0	0	.333	.333	.666	0
2017	Lakewood	.282	70	262	32	74	6	1	0	25	8	4	3	14	54	10	5	.322	.313	.635	13
	Williamsport	.196	13	56	4	11	3	0	0	4	1	0	2	3	8	2	2	.262	.250	.512	0
<b>Minors Totals</b>		<b>.248</b>	<b>172</b>	<b>629</b>	<b>77</b>	<b>156</b>	<b>15</b>	<b>3</b>	<b>1</b>	<b>46</b>	<b>14</b>	<b>5</b>	<b>10</b>	<b>47</b>	<b>109</b>	<b>24</b>	<b>22</b>	<b>.308</b>	<b>.286</b>	<b>.594</b>	<b>41</b>

**RIVERA, JOSÉ ENRIQUE**... 2B... B-T: R-R... HT: 5-10; WT: 165... BORN: May 26, 1999, Baní, DR... RESIDES: Nizao, DR... **HOW OBTAINED:** Signed by Phillies as an amateur free agent, 3/18/17... **SIGNED BY:** Franklin Felida.

**2017:** Began professional career with Dominican Summer League Phillies-Red (R)... Had a season-high 4 hits, 8/19 vs DSL Cardinals... Hit .346 (27-78) against RHP.

YEAR	CLUB	AVG	G	AB	R	H	2B	3B	HR	RBI	SH	SF	HP	BB	SO	SB	CS	OBP	SLG	OPS	E
2017	DSL Phillies-R	.284	36	102	19	29	3	1	0	10	1	2	7	21	22	6	4	.432	.333	.765	0

SCOUTING & PLAYER DEV.

**RIVERO, ALEXIS JESÚS...** RHP... B-T: R-R... HT: 6-0; WT: 225... BORN: October 18, 1994, Maracay, VZ... RESIDES: Palo Negro, VZ... HOW OBTAINED: Signed by Phillies as an amateur free agent, 11/7/12... SIGNED BY: Jesús Méndez.

**2017:** Began season with Reading (AA)... Posted a 1.74 ERA (4 ER, 20.2 IP) in his first 11 games... Went 4-2 with a 3.27 ERA (20 ER, 55.0 IP) in 34 relief appearances... Tossed 2.0 IP or more in 14 of his 34 relief appearances... Promoted to Lehigh Valley (AAA) on 7/30 for remainder of season... **2016:** Began season with Clearwater (A)... Selected as a Florida State League midseason All-Star... Began season with 10.2 scoreless IP over 7 games... Posted a 0.78 WHIP... Averaged 1.96 BB/9.0 IP... Held opponents to just 18 hits in 111 at-bats (.162 AVG)... Promoted to Reading on 6/21... Posted a 2.78 ERA in 32.1 of his 33.1 IP (5 ER in 1.0 IP on 7/4)... Pitched for Aragua in Venezuelan Winter League... **2015:** Began season with Lakewood (A)... Selected as a South Atlantic League midseason All-Star... Held RHH to a .106 AVG (11-104)... Promoted to Clearwater on 7/13 for remainder of season... Participated in Florida Instructional League... **2014:** Spent season with Gulf Coast League Phillies (R)... Pitched for Aragua in the VWL... **2013:** Began pro career with Venezuelan Summer League Phillies (R)... Finished 2nd in VSL in ERA, 3rd in innings and T-5th in wins & starts... Participated in FL.

YEAR	CLUB	W-L	ERA	G	GS	CG	SHO	SV	IP	H	R	ER	HR	HB	BB	SO	WP	BK	AVG
2013	VSL Phillies	5-2	2.03	14	13	0	0	0	71.0	57	22	16	1	6	15	43	7	2	.218
2014	GCL Phillies	2-0	2.61	12	0	0	0	1	20.2	21	6	6	1	0	5	7	2	0	.288
2015	Lakewood	3-0	2.62	25	0	0	0	7	44.2	31	16	13	4	1	12	37	2	0	.191
	Clearwater	1-2	2.67	16	0	0	0	3	27.0	17	8	8	3	1	6	30	4	0	.181
2016	Clearwater	4-1	1.13	23	0	0	0	5	32.0	18	4	4	2	0	7	34	2	0	.162
	Reading	1-0	4.05	23	0	0	0	1	33.1	38	17	15	4	0	14	32	2	0	.281
2017	Reading	4-3	4.08	35	1	0	0	2	57.1	55	29	26	7	1	23	46	5	1	.257
	Lehigh Valley	1-1	7.00	8	0	0	0	0	9.0	14	7	7	2	0	4	6	0	0	.350
<b>Minors Totals</b>		<b>21-9</b>	<b>2.90</b>	<b>156</b>	<b>14</b>	<b>0</b>	<b>0</b>	<b>19</b>	<b>295.0</b>	<b>251</b>	<b>109</b>	<b>95</b>	<b>24</b>	<b>9</b>	<b>86</b>	<b>235</b>	<b>24</b>	<b>3</b>	<b>.230</b>

**RIVERO, GRÉGORI JOSUÉ...** C... B-T: R-R... HT: 6-0; WT: 202... BORN: May 27, 1996, Valencia, VZ... RESIDES: Valencia... HOW OBTAINED: Signed by Phillies as an amateur free agent, 7/2/12... SIGNED BY: Jesús Méndez.

**2017:** Began season with Williamsport (A)... Promoted to Lakewood (A) on 7/11 for remainder of season... Hit .338 (27-80) in 21 night games compared to .069 (2-29) in 9 day games with Lakewood... Hit .341 (14-41) in his last 11 games of season, raising his AVG from .221 to .266... Defensively, made starts at catcher (19) and 1st base (7) for Lakewood... **2016:** Spent majority of season with Williamsport... Hit safely in 23 of his 31 games... Batted .389 (14-36) with a 1.006 OPS in July... **2015:** Spent season with Williamsport... Posted a .776 OPS vs RHP as opposed to a .218 OPS vs LHP... Placed on the DL on 8/19 and missed remainder of season (right shoulder impingement)... **2014:** Spent season with Gulf Coast League Phillies (R)... Hit first professional HR, 7/11 at GCL Pirates... Participated in Florida Instructional League... **2013:** Began pro career with Venezuelan Summer League Phillies (R).

YEAR	CLUB	AVG	G	AB	R	H	2B	3B	HR	RBI	SH	SF	HP	BB	SO	SB	CS	OBP	SLG	OPS	E
2013	VSL Phillies	.266	40	128	16	34	8	1	0	8	2	1	8	3	37	1	1	.321	.344	.665	5
2014	GCL Phillies	.217	26	60	5	13	2	0	1	11	0	2	1	2	9	0	0	.246	.300	.546	2
2015	Williamsport	.219	31	114	12	25	8	1	3	18	0	1	0	3	16	0	3	.237	.386	.623	3
2016	Williamsport	.291	31	103	8	30	8	2	1	9	1	0	3	3	19	1	0	.330	.437	.767	5
	Clearwater	.000	1	1	0	0	0	0	0	0	0	0	0	1	0	0	0	.000	.000	.000	0
2017	Williamsport	.286	8	28	2	8	4	0	1	6	0	1	0	0	1	0	0	.276	.536	.812	2
	Lakewood	.266	30	109	7	29	8	1	1	12	0	1	2	3	20	0	0	.296	.385	.681	3
<b>Minors Totals</b>		<b>.256</b>	<b>167</b>	<b>543</b>	<b>50</b>	<b>139</b>	<b>38</b>	<b>5</b>	<b>7</b>	<b>64</b>	<b>3</b>	<b>6</b>	<b>14</b>	<b>14</b>	<b>103</b>	<b>2</b>	<b>4</b>	<b>.289</b>	<b>.383</b>	<b>.672</b>	<b>20</b>

**RODRÍGUEZ, CÉSAR ENRIQUE...** C... B-T: S-R... HT: 5-10; WT: 160... BORN: December 26, 2000, Carabobo, VZ... RESIDES: Carabobo... HOW OBTAINED: Signed by Phillies as an amateur free agent, 7/2/17... SIGNED BY: Rafael Alvarez.

**RODRÍGUEZ, EDWIN JUNIOR...** 1B... B-T: L-L... HT: 6-1; WT: 184... BORN: June 8, 1997, Puerto Plata, DR... RESIDES: San Joaquín, VZ... HOW OBTAINED: Signed by Phillies as an amateur free agent, 10/1/13... SIGNED BY: Koby Pérez.

**2017:** Spent entire season with Gulf Coast League Phillies (R)... Set professional highs in HR (2) and RBI (5), 7/25 (gm 2) vs GCL Tigers East... Hit .327 (16-49) with a .942 OPS in 19 home games compared to his .087 AVG (4-46) with a .268 OPS in 14 road games... **2016:** Spent entire season with GCL Phillies... Scored a run in 7 straight games, 7/16-26... **2014-15:** Spent first 2 pro seasons with Dominican Summer League Phillies (R).

YEAR	CLUB	AVG	G	AB	R	H	2B	3B	HR	RBI	SH	SF	HP	BB	SO	SB	CS	OBP	SLG	OPS	E
2014	DSL Phillies	.205	64	244	22	50	18	0	1	16	0	1	6	20	49	5	4	.280	.291	.571	4
2015	DSL Phillies	.209	63	201	30	42	5	0	3	20	1	3	10	25	25	9	6	.322	.279	.601	1
2016	GCL Phillies	.263	25	76	12	20	3	0	3	11	0	1	0	12	15	0	0	.360	.421	.781	2
2017	GCL Phillies	.211	33	95	15	20	5	0	3	20	0	3	2	5	12	0	0	.257	.358	.615	2
<b>Minors Totals</b>		<b>.214</b>	<b>185</b>	<b>616</b>	<b>79</b>	<b>132</b>	<b>31</b>	<b>0</b>	<b>10</b>	<b>67</b>	<b>1</b>	<b>8</b>	<b>18</b>	<b>62</b>	<b>101</b>	<b>14</b>	<b>10</b>	<b>.301</b>	<b>.313</b>	<b>.614</b>	<b>9</b>

**RODRÍGUEZ, LENIN ALEXANDER...** C... B-T: R-R... HT: 5-9; WT: 208... BORN: March 26, 1998, Maracaibo, VZ... RESIDES: Maracaibo... HOW OBTAINED: Signed by Phillies as an amateur free agent, 7/22/14... SIGNED BY: Carlos Salas.

2017: Spent entire season with Gulf Coast League Phillies (R)... Hit .344 (11-32) with a .901 OPS over 13 games in August... Caught 7 of 28 attempted base stealers (25.0%)... 2016: Spent entire season with GCL Phillies... Posted a .438 OBP... Batted .362 (17-47) in his final 20 games... 2015: Began professional career with Venezuelan Summer League Phillies (R)... Had 22 BB to only 13 SO... Posted a .906 OPS vs LHP as opposed to a .669 OPS vs RHP... Drew a walk in 6 consecutive games, 7/27-8/1... 2014: Participated in Florida Instructional League.

YEAR	CLUB	AVG	G	AB	R	H	2B	3B	HR	RBI	SH	SF	HP	BB	SO	SB	CS	OBP	SLG	OPS	E
2015	VSL Phillies	.258	60	198	17	51	11	0	4	30	0	4	7	22	13	1	0	.346	.374	.720	5
2016	GCL Phillies	.340	24	53	6	18	3	0	1	5	0	1	1	9	8	0	0	.438	.453	.891	4
2017	GCL Phillies	.262	32	61	11	16	2	0	1	7	0	0	1	14	6	1	1	.408	.344	.752	3
<b>Minors Totals</b>		<b>.272</b>	<b>116</b>	<b>312</b>	<b>34</b>	<b>85</b>	<b>16</b>	<b>0</b>	<b>6</b>	<b>42</b>	<b>0</b>	<b>5</b>	<b>9</b>	<b>45</b>	<b>27</b>	<b>2</b>	<b>1</b>	<b>.375</b>	<b>.381</b>	<b>.756</b>	<b>12</b>

**ROJAS, JOHAN STIVEN...** OF... B-T: R-R... HT: 6-1; WT: 165... BORN: August 14, 2000, San Francisco de Macoris, DR... RESIDES: San Francisco de Macoris... HOW OBTAINED: Signed by Phillies as an amateur free agent, 1/18/18... SIGNED BY: Carlos Salas.

**ROJAS, LUIS ALFONSO...** INF... B-T: R-R... HT: 5-9; WT: 150... BORN: April 19, 2000, Carúpano, VZ... RESIDES: Carúpano... HOW OBTAINED: Signed by Phillies as an amateur free agent, 7/2/16... SIGNED BY: Jesús Méndez.

2017: Began professional career with Dominican Summer League Phillies-Red (R)... Defensively, played 2nd base, 3rd base and SS... Hit .312 (24-77) with 13 RBI and 13 runs over 21 games in July... Batted .368 (14-38) with runners on and 2 outs.

YEAR	CLUB	AVG	G	AB	R	H	2B	3B	HR	RBI	SH	SF	HP	BB	SO	SB	CS	OBP	SLG	OPS	E
2017	DSL Phillies-R	.261	56	207	27	54	7	3	0	27	1	5	1	13	29	14	4	.301	.324	.625	13

**ROMERO, JORBIN JOSÉ...** RHP... B-T: R-R... HT: 6-2; WT: 175... BORN: June 7, 1999, Maracaibo, VZ... RESIDES: Maracaibo... HOW OBTAINED: Signed by Phillies as an amateur free agent, 7/2/16... SIGNED BY: Jesús Méndez.

2017: Began professional career with Dominican Summer League Phillies-Red (R).

YEAR	CLUB	W-L	ERA	G	GS	CG	SHO	SV	IP	H	R	ER	HR	HB	BB	SO	WP	BK	AVG
2017	DSL Phillies-R	0-1	20.61	12	1	0	0	0	12.2	12	30	29	2	11	27	11	15	0	.240

**ROMERO, JOSEPH ABEL (JoJo)...** LHP... B-T: L-L... HT: 5-11; WT: 200... BORN: September 9, 1996, Camarillo, CA... RESIDES: Las Vegas, NV... HOW OBTAINED: Selected by Phillies in 4th round of June 2016 draft... SIGNED BY: Brad Holland... EDUCATION: 2016 graduate of Yavapai College (AZ).

2017: Began season with Lakewood (A)... Chosen as a South Atlantic League midseason All-Star... Named SAL Pitcher of the Week, 5/8-14, and Phillies Minor League Pitcher of the Week 3 times (5/29-6/4, 6/12-18 and 8/28-9/4)... Selected as Phillies Minor League Pitcher of the Month for June after going 2-0 with a 1.71 ERA (5 ER, 26.1 IP), 26 SO and just 1 walk in 4 starts... Led all Phillies full-season minor leaguers with a 2.16 ERA (min. 100.0 IP)... Surrendered just 1 hit over 8.0 scoreless innings, 5/10 vs Greenville... Held LHH to a .161 AVG (15-93)... Promoted to Clearwater (A) on 6/30 for remainder of season... With Clearwater, held LHH to a .215 AVG (14-65)... Walked 2 or fewer batters in 9 of his 10 starts with Clearwater... Registered a professional-high 10 SO in 2 starts: with Lakewood on 6/16 vs Hickory and with Clearwater on 7/2 vs Tampa... Following the season, was named the 6th-best prospect in the Phillies minor league system by *Baseball America*... 2016: Began pro career with Williamsport (A)... Tied for New York-Penn League lead in shutouts and T-2nd in CG... Had a 17.0-inning scoreless streak, 7/24-8/12... Did not allow a run in 4 of his first 6 starts... Participated in Florida Instructional League.

YEAR	CLUB	W-L	ERA	G	GS	CG	SHO	SV	IP	H	R	ER	HR	HB	BB	SO	WP	BK	AVG
2016	Williamsport	2-2	2.56	10	10	1	#1	0	45.2	44	15	13	2	3	11	31	4	0	.256
2017	Lakewood	5-1	2.11	13	13	1	0	0	76.2	61	25	18	2	1	21	79	5	0	.223
	Clearwater	5-2	2.24	10	10	0	0	0	52.1	43	17	13	2	2	15	49	3	0	.223
<b>Minors Totals</b>		<b>12-5</b>	<b>2.27</b>	<b>33</b>	<b>33</b>	<b>2</b>	<b>1</b>	<b>0</b>	<b>174.2</b>	<b>148</b>	<b>57</b>	<b>44</b>	<b>6</b>	<b>6</b>	<b>47</b>	<b>159</b>	<b>12</b>	<b>0</b>	<b>.232</b>

# Tied for league lead

**RONDON, ELLIAN MANUEL...** SS... B-T: L-R... HT: 5-11; WT: 166... BORN: June 24, 2000, Santo Domingo, DR... RESIDES: Santo Domingo... HOW OBTAINED: Signed by Phillies as an amateur free agent, 1/31/18... SIGNED BY: Carlos Salas.

**ROSARIO, DALVIN MANUEL...** RHP... B-T: R-R... HT: 6-1; WT: 167... BORN: June 15, 2000, Santo Domingo Este, DR... RESIDES: Manoguayabo, DR... HOW OBTAINED: Signed by Phillies as an amateur free agent, 7/2/16... SIGNED BY: Carlos Salas.

2017: Began professional career with Dominican Summer League Phillies-Red (R).

YEAR	CLUB	W-L	ERA	G	GS	CG	SHO	SV	IP	H	R	ER	HR	HB	BB	SO	WP	BK	AVG
2017	DSL Phillies-R	0-1	Inf.	2	0	0	0	0	0.0	3	10	10	0	2	6	0	2	1	1.000

SCOUTING & PLAYER DEV.



**ROSARIO, SANDRO ALBERTO**... RHP... B-T: R-R... HT: 6-3; WT: 192... BORN: January 23, 1996, San Cristóbal, DR... RESIDES: San Cristóbal... HOW OBTAINED: Signed by Phillies as an amateur free agent, 6/12/15... SIGNED BY: Carlos Salas.

**2017:** Spent entire season with Gulf Coast League Phillies (R)... Ranked 8th in the GCL in ERA and 9th in IP... In 4 relief appearances, went 1-0 with a 2.55 ERA (5 ER, 17.2 IP) and 14 SO... Held opponents to a .182 AVG (4-22) with RISP and 2 outs... Participated in Florida Instructional League... **2016:** Spent season with Dominican Summer League Phillies-1 (R)... T-1st in the DSL in shutouts and CG... Pitched 9.0-inning SHO, 6/20 vs DSL Rays... Allowed 1 run or none in 7 of final 8 starts... Participated in FIL... **2015:** Began pro career with DSL Phillies.

YEAR	CLUB	W-L	ERA	G	GS	CG	SHO	SV	IP	H	R	ER	HR	HB	BB	SO	WP	BK	AVG
2015	DSL Phillies	0-0	0.00	2	0	0	0	0	2.1	1	1	0	0	1	0	2	0	0	.125
2016	DSL Phillies-1	5-4	2.54	13	13	#1	#1	0	71.0	63	25	20	1	9	20	21	4	0	.240
2017	GCL Phillies	1-4	4.22	11	7	0	0	0	49.0	66	29	23	3	1	19	37	4	0	.330
<b>Minors Totals</b>		<b>6-8</b>	<b>3.16</b>	<b>26</b>	<b>20</b>	<b>1</b>	<b>1</b>	<b>0</b>	<b>122.1</b>	<b>130</b>	<b>55</b>	<b>43</b>	<b>4</b>	<b>11</b>	<b>39</b>	<b>60</b>	<b>8</b>	<b>0</b>	<b>.276</b>

# Tied for league lead

**ROSSO, RAMÓN ANTONIO**... RHP... B-T: R-R... HT: 6-4; WT: 230... BORN: June 9, 1996, Santo Domingo Centro, DR... RESIDES: Santo Domingo... HOW OBTAINED: Signed by Phillies as a minor league free agent, 2/14/17; originally signed by LAD as an amateur free agent, 7/2/15... SIGNED BY: Luis García.

**2017:** Among all Phillies short-season minor league pitchers, ranked 1st in SO (105) and T-1st in wins (7) & starts (14)... Began professional career with Dominican Summer League Phillies-White (R)... T-5th in the DSL in SO... Promoted to Gulf Coast League Phillies (R) on 7/27... Promoted to Williamsport (A) on 8/9 for remainder of season... Struck out a season-high 13 over 7.0 scoreless innings, 7/22 at DSL Rojas... Averaged 12.49 SO/9.0 IP across all 3 clubs... Participated in Florida Instructional League.

YEAR	CLUB	W-L	ERA	G	GS	CG	SHO	SV	IP	H	R	ER	HR	HB	BB	SO	WP	BK	AVG
2017	DSL Phillies-W	6-1	0.74	9	9	0	0	0	48.2	33	8	4	0	2	13	69	7	1	.190
	GCL Phillies	0-0	1.00	2	1	0	0	0	9.0	6	1	1	0	1	3	13	1	0	.188
	Williamsport	1-0	3.00	4	4	0	0	0	18.0	13	6	6	0	2	9	23	2	0	.206
<b>Minors Totals</b>		<b>7-1</b>	<b>1.31</b>	<b>15</b>	<b>14</b>	<b>0</b>	<b>0</b>	<b>0</b>	<b>75.2</b>	<b>52</b>	<b>15</b>	<b>11</b>	<b>0</b>	<b>5</b>	<b>25</b>	<b>105</b>	<b>10</b>	<b>1</b>	<b>.193</b>

**RUSS, ADDISON**... RHP... B-T: R-R... HT: 6-1; WT: 186... BORN: October 29, 1994, Amarillo, TX... RESIDES: Amarillo... HOW OBTAINED: Selected by Phillies in 19th round of June 2017 draft... SIGNED BY: Will Brunson... EDUCATION: 2017 graduate of Houston Baptist University (TX).

**2017:** Began professional career with Williamsport (A)... Promoted to Lakewood (A) on 7/1 for remainder of season... Averaged 11.37 SO/9.0 IP with Lakewood... Posted a 2.12 ERA (4 ER, 17.0 IP) with 29 SO in his last 9 games of season.

YEAR	CLUB	W-L	ERA	G	GS	CG	SHO	SV	IP	H	R	ER	HR	HB	BB	SO	WP	BK	AVG
2017	Williamsport	0-0	8.10	2	0	0	0	0	3.1	5	3	3	0	0	1	4	1	0	.333
	Lakewood	1-2	3.49	15	0	0	0	1	28.1	26	17	11	2	0	8	36	4	1	.241
<b>Minors Totals</b>		<b>1-2</b>	<b>3.98</b>	<b>17</b>	<b>0</b>	<b>0</b>	<b>0</b>	<b>1</b>	<b>31.2</b>	<b>31</b>	<b>20</b>	<b>14</b>	<b>2</b>	<b>0</b>	<b>9</b>	<b>40</b>	<b>5</b>	<b>1</b>	<b>.252</b>

**SÁNCHEZ, MARIO JESÚS**... RHP... B-T: R-R... HT: 6-1; WT: 193... BORN: October 31, 1994, Maracaibo, VZ... RESIDES: Maracaibo... HOW OBTAINED: Acquired from WSH as player to be named later in exchange for RHP Jimmy Cordero, 12/12/16; originally signed by WSH as an amateur free agent, 6/28/12.

**2017:** Pitched for Reading (AA) before going on the DL on 6/26 through end of season (right elbow sprain)... Logged a 16.2-inning scoreless streak (8 games), 4/26-5/22... Went 2-0 with a 2.05 ERA (5 ER, 22.0 IP) in 12 relief appearances... Held opponents to a .194 AVG (7-36) with RISP... **2016:** Spent entire season with Potomac (A)... Ranked 5th among Carolina League relievers in fewest BB/9.0 IP (2.54) and fewest base runners/9.0 IP (12.46)... **2015:** Spent entire season with Hagerstown (A)... Went 4-2 with 2 saves and a 2.93 ERA (15 ER, 46.0 IP) in the first half... Held RHH to a .219 AVG (46-210)... Averaged 1.66 BB/9.0 IP... **2014:** Spent entire season with Auburn (A)... Named a New York-Penn League midseason All-Star... Posted a 2.67 ERA in 33.2 of his 35.0 IP (6 ER in 1.1 IP on 8/15)... Pitched in 2.0 innings or more 10 times, allowing only 4 ER in 26.0 IP (1.38 ERA)... **2013:** Spent second season with Dominican Summer League Nationals (R)... Started his final 5 games, allowing 8 ER in 27.0 IP (2.67 ERA)... **2012:** Began pro career with DSL Nationals.

YEAR	CLUB	W-L	ERA	G	GS	CG	SHO	SV	IP	H	R	ER	HR	HB	BB	SO	WP	BK	AVG
2012	DSL Nationals	0-2	5.79	8	0	0	0	1	14.0	14	10	9	1	2	7	10	0	0	.269
2013	DSL Nationals	2-3	2.33	18	5	0	0	0	58.0	46	17	15	2	1	14	54	8	0	.216
2014	Auburn	6-1	4.11	18	0	0	0	3	35.0	30	20	16	1	2	11	25	3	0	.236
2015	Hagerstown	7-5	4.86	29	8	0	0	2	90.2	98	58	49	11	2	18	70	6	4	.271
2016	Potomac	5-0	3.46	32	0	0	0	2	78.0	80	33	30	5	6	22	62	2	0	.264
2017	Reading	4-2	2.88	19	7	0	0	0	56.1	52	20	18	7	2	13	32	5	0	.251
<b>Minors Totals</b>		<b>24-13</b>	<b>3.71</b>	<b>124</b>	<b>20</b>	<b>0</b>	<b>0</b>	<b>8</b>	<b>332.0</b>	<b>320</b>	<b>158</b>	<b>137</b>	<b>27</b>	<b>15</b>	<b>85</b>	<b>253</b>	<b>24</b>	<b>4</b>	<b>.253</b>

**SÁNCHEZ, SERGIO RAFAEL**... LHP... B-T: L-L... HT: 6-2; WT: 142... BORN: December 16, 2000, Yzacuy, VZ... RESIDES: Yzacuy... HOW OBTAINED: Signed by Phillies as an amateur free agent, 11/16/17... SIGNED BY: Rómulo Oliveros.

**SÁNCHEZ, SIXTO**... RHP... B-T: R-R... HT: 5-10; WT: 208... BORN: July 29, 1998, San Cristóbal, DR... RESIDES: San Cristóbal... HOW OBTAINED: Signed by Phillies as an amateur free agent, 2/20/15... SIGNED BY: Carlos Salas.

**2017:** Began season with Lakewood (A)... Named South Atlantic League Pitcher of the Week, 7/24-30... Tossed his first professional shutout (W, 5.0 IP, 3 H, 3 BB, 5 SO), 7/24 at Charleston (rain-shortened game)... Held LHH to a .193 AVG (23-119) and RHH to a .189 AVG (23-122)... Went 4-1 with a 1.67 ERA (8 ER, 43.0 IP) and 0.77 WHIP in his last 8 starts with Lakewood... Posted a 0.82 WHIP... Promoted to Clearwater (A) on 8/5 for remainder of season... Following the season, was named the 2nd-best prospect in the Phillies minor league system and 25th-best in baseball by *Baseball America*... Participated in Florida Instructional League... **2016:** Spent entire season with Gulf Coast League Phillies (R)... Named a GCL All-Star... Posted lowest ERA by a qualifying MiLB pitcher since 2014 (Ronald Dominguez, 0.43 for AZL Mariners)... Led GCL in ERA, WHIP (0.76) and OPP AVG (.181), was T-2nd in starts, 7th in innings and T-10th in wins... Selected as a *Baseball America* Rookie All-Star... Named Phillies Minor League Pitcher of the Week, 7/18-24... Posted a 29.0-inning scoreless streak, 7/12-8/12... Allowed 0 runs in 7 starts and 1 run each in the other 4... Averaged 1.33 BB/9.0 IP... Following the season, was named the 5th-best prospect in the Phillies minor league system by *Baseball America*... Participated in FIL... **2015:** Began pro career with Dominican Summer League Phillies (R).

YEAR	CLUB	W-L	ERA	G	GS	CG	SHO	SV	IP	H	R	ER	HR	HB	BB	SO	WP	BK	AVG
2015	DSL Phillies	1-2	4.56	11	2	0	0	0	25.2	32	21	13	0	0	6	18	4	3	.291
2016	GCL Phillies	5-0	0.50	11	11	0	0	0	54.0	33	4	3	0	2	8	44	1	0	*.181
2017	Lakewood	5-3	2.41	13	13	1	1	0	67.1	46	19	18	1	3	9	64	4	4	.191
	Clearwater	0-4	4.55	5	5	1	0	0	27.2	27	16	14	1	1	9	20	1	0	.252
<b>Minors Totals</b>		<b>11-9</b>	<b>2.47</b>	<b>40</b>	<b>31</b>	<b>2</b>	<b>1</b>	<b>0</b>	<b>174.2</b>	<b>138</b>	<b>60</b>	<b>48</b>	<b>2</b>	<b>6</b>	<b>32</b>	<b>146</b>	<b>10</b>	<b>7</b>	<b>.216</b>

\* League leader

**SÁNCHEZ, YEISON**... RHP... B-T: R-R... HT: 6-0; WT: 170... BORN: November 13, 1997, San Cristóbal, DR... RESIDES: San Cristóbal... HOW OBTAINED: Signed by Phillies as an amateur free agent, 7/2/16... SIGNED BY: Carlos Salas.

**2017:** Began professional career with Dominican Summer League Phillies-White (R)... Averaged 10.8 SO/9.0 IP.

YEAR	CLUB	W-L	ERA	G	GS	CG	SHO	SV	IP	H	R	ER	HR	HB	BB	SO	WP	BK	AVG
2017	DSL Phillies-W	2-1	9.45	12	0	0	0	2	20.0	32	23	21	1	2	8	24	6	0	.348

**SANDBERG, CORDER WILLIAM (Cord)**... OF... B-T: L-L... HT: 6-3; WT: 223... BORN: January 2, 1995, Bradenton, FL... RESIDES: Bradenton... HOW OBTAINED: Selected by Phillies in 3rd round of June 2013 draft... SIGNED BY: Alan Marr... EDUCATION: 2013 graduate of Manatee HS (FL)... MISC: Turned down a scholarship to play football at Mississippi State University.

**2017:** Began season with Lakewood (A)... Logged 6 multi-hit games in his first 9 games of season (.447 AVG)... Hit .360 (18-50) with RISP... Had 6 outfield assists... Promoted to Clearwater (A) on 6/5... Hit .315 (17-54) against RHP... Collected a season-high 4 hits, 6/23 vs Daytona... Promoted to Reading (AA) on 7/4 for remainder of season... Hit .314 (16-51) with an .817 OPS over 16 games in August... **2016:** Spent entire season with Clearwater... Named a Florida State League midseason All-Star... Batted .297 (22-74) with a .398 OBP in April... Was on the DL, 8/7-27 (right thumb sprain) and 8/29-end of season (right cheekbone contusion)... **2015:** Spent season with Lakewood... Named Phillies Minor League Player of the Week, 7/13-19... Hit .290 (75-259) over 68 games following the All-Star break after batting .217 (52-240) in 61 first-half games... Went 4-for-4, 3 R, 3B, 2 RBI, 7/19 at Rome... Following the season played for Canberra in the Australian Winter League... **2014:** Spent second pro season with Williamsport (A)... Finished 4th in New York-Penn League in AB... Phillies Minor League Player of the Week, 6/16-22... Participated in Florida Instructional League... **2013:** Began professional career with Gulf Coast League Phillies (R)... Had 3 hits, 2 SB and slugged his first pro HR, 6/25 vs GCL Yankees... Participated in FIL.

YEAR	CLUB	AVG	G	AB	R	H	2B	3B	HR	RBI	SH	SF	HP	BB	SO	SB	CS	OBP	SLG	OPS	E
2013	GCL Phillies	.207	48	169	23	35	3	1	2	14	1	0	2	24	36	4	3	.313	.272	.585	0
2014	Williamsport	.235	66	264	33	62	5	3	6	24	6	1	1	11	56	8	3	.267	.345	.612	2
2015	Lakewood	.255	129	499	53	127	28	1	5	59	6	7	9	29	88	5	7	.303	.345	.648	4
2016	Clearwater	.230	94	305	40	70	12	1	4	23	4	3	10	25	85	6	7	.306	.315	.621	1
2017	Lakewood	.268	54	198	19	53	15	2	3	25	1	4	3	11	57	3	1	.310	.409	.719	1
	Clearwater	.277	18	65	7	18	7	0	2	6	1	0	1	6	16	0	0	.347	.477	.824	0
	Reading	.263	33	99	11	26	6	0	4	11	1	1	0	3	30	1	0	.282	.444	.726	2
<b>Minors Totals</b>		<b>.245</b>	<b>442</b>	<b>1599</b>	<b>186</b>	<b>391</b>	<b>76</b>	<b>8</b>	<b>26</b>	<b>162</b>	<b>20</b>	<b>16</b>	<b>26</b>	<b>109</b>	<b>368</b>	<b>27</b>	<b>21</b>	<b>.301</b>	<b>.351</b>	<b>.651</b>	<b>10</b>

**SANTA CRUZ, SATURNINO STEVE (Sati)**... RHP... B-T: R-R... HT: 6-3; WT: 238... BORN: September 3, 1996, Sahuarita, AZ... RESIDES: Sahuarita... HOW OBTAINED: Selected by Phillies in 32nd round of June 2017 draft... SIGNED BY: Brad Holland.

**2017:** Began professional career with Gulf Coast League Phillies (R)... Earned first pro win, 7/4 vs GCL Braves.

YEAR	CLUB	W-L	ERA	G	GS	CG	SHO	SV	IP	H	R	ER	HR	HB	BB	SO	WP	BK	AVG
2017	GCL Phillies	1-1	5.63	8	0	0	0	0	8.0	6	5	5	1	0	10	11	0	0	.214

**SANTOS, JUAN GABRIEL...** RHP... B-T: R-R... HT: 6-3; WT: 173... BORN: August 30, 1996, San Pedro de Macoris, DR... RESIDES: San Pedro de Macoris... HOW OBTAINED: Signed by Phillies as an amateur free agent, 2/20/16... SIGNED BY: Carlos Salas.

2017: Spent entire season with Dominican Summer League Phillies-Red (R)... Among all Phillies short-season minor league pitchers, ranked T-1st in starts... Earned first professional win, 7/14 at DSL Twins... 2016: Began pro career with DSL Phillies-1.

YEAR	CLUB	W-L	ERA	G	GS	CG	SHO	SV	IP	H	R	ER	HR	HB	BB	SO	WP	BK	AVG
2016	DSL Phillies-1	0-0	3.38	6	0	0	0	0	10.2	10	5	4	0	10	7	2	0	.270	
2017	DSL Phillies-R	2-4	4.43	14	14	0	0	0	61.0	65	43	30	2	6	26	44	7	2	.273
<b>Minors Totals</b>		<b>2-4</b>	<b>4.27</b>	<b>20</b>	<b>14</b>	<b>0</b>	<b>0</b>	<b>0</b>	<b>71.2</b>	<b>75</b>	<b>48</b>	<b>34</b>	<b>2</b>	<b>6</b>	<b>36</b>	<b>51</b>	<b>9</b>	<b>2</b>	<b>.273</b>

**SANTOS, VÍCTOR MANUEL...** RHP... B-T: R-R... HT: 6-1; WT: 191... BORN: July 12, 2000, Villa Tapia, DR... RESIDES: Salcedo, DR... HOW OBTAINED: Signed by Phillies as an amateur free agent, 11/18/16... SIGNED BY: Carlos Salas.

2017: Began professional career with Dominican Summer League Phillies-Red (R)... Posted a 1.38 ERA (4 ER, 26.0 IP) over his last 7 games (4 starts) of season... Averaged 0.92 BB/9.0 IP... Participated in Florida Instructional League.

YEAR	CLUB	W-L	ERA	G	GS	CG	SHO	SV	IP	H	R	ER	HR	HB	BB	SO	WP	BK	AVG
2017	DSL Phillies-R	4-2	2.57	12	9	0	0	0	49.0	52	16	14	1	0	5	38	3	1	.268

**SCHEINER, JAKE MAXWELL...** INF... B-T: R-R... HT: 6-1; WT: 203... BORN: August 13, 1995, San Mateo, CA... RESIDES: Pearland, TX... HOW OBTAINED: Selected by Phillies in 4th round of June 2017 draft... SIGNED BY: Will Brunson... EDUCATION: Attended University of Houston (TX).

2017: Began professional career with Williamsport (A)... Ranked 8th in the New York-Penn League in AB and T-10th in doubles... Defensively, made starts at 2nd base (31) and 3rd base (23)... Slugged first pro HR, 7/15 vs Lowell... Collected a season-high 4 hits, 8/29 vs Auburn... Hit .310 (9-29) over his last 7 games of season... Participated in Florida Instructional League.

YEAR	CLUB	AVG	G	AB	R	H	2B	3B	HR	RBI	SH	SF	HP	BB	SO	SB	CS	OBP	SLG	OPS	E
2017	Williamsport	.250	61	236	32	59	14	2	4	19	0	0	7	16	54	5	7	.317	.377	.694	9

**SEABOLD, CONNOR GREGORY...** RHP... B-T: R-R... HT: 6-3; WT: 185... BORN: January 24, 1996, Laguna Hills, CA... RESIDES: Newport Beach, CA... HOW OBTAINED: Selected by Phillies in 3rd round of June 2017 draft... SIGNED BY: Demerius Pittman... EDUCATION: Attended California State University, Fullerton... MISC: Selected by BAL in 19th round of June 2014 draft, but did not sign.

2017: Began professional career with Williamsport (A)... Did not surrender a run through his first 9.0 innings... Earned first pro win, 7/21 at Batavia... Held LHH to a .118 AVG (2-17) and RHH to a .167 AVG (3-18)... Participated in Florida Instructional League.

YEAR	CLUB	W-L	ERA	G	GS	CG	SHO	SV	IP	H	R	ER	HR	HB	BB	SO	WP	BK	AVG
2017	Williamsport	2-0	0.90	5	0	0	0	0	10.0	5	1	1	0	0	2	13	0	0	.143

**SILVA, MANUEL...** LHP... B-T: L-L... HT: 6-2; WT: 157... BORN: December 18, 1998, Sabana Grande de Palenque, DR... RESIDES: Sabana Grande de Palenque... HOW OBTAINED: Signed by Phillies as an amateur free agent, 7/7/15... SIGNED BY: Carlos Salas.

2017: Spent entire season with Gulf Coast League Phillies (R)... Selected as a GCL All-Star... T-1st in the GCL in wins... Went 4-0 with a 0.69 ERA (2 ER, 26.0 IP) over his last 5 starts of season... Held opponents to a .175 AVG (7-40) with RISP... Participated in Florida Instructional League... 2016: Began pro career with Dominican Summer League Phillies-1 (R)... Posted a 2.53 ERA (15 ER, 53.1 IP) as a starter... Participated in FIL... 2015: Participated in FIL.

YEAR	CLUB	W-L	ERA	G	GS	CG	SHO	SV	IP	H	R	ER	HR	HB	BB	SO	WP	BK	AVG
2016	DSL Phillies-1	2-4	2.78	12	10	0	0	0	58.1	48	23	18	3	1	16	33	7	2	.230
2017	GCL Phillies	#6-0	2.60	9	9	0	0	0	45.0	42	17	13	2	3	14	30	1	1	.261
<b>Minors Totals</b>		<b>8-4</b>	<b>2.70</b>	<b>21</b>	<b>19</b>	<b>0</b>	<b>0</b>	<b>0</b>	<b>103.1</b>	<b>90</b>	<b>40</b>	<b>31</b>	<b>5</b>	<b>4</b>	<b>30</b>	<b>63</b>	<b>8</b>	<b>3</b>	<b>.243</b>

# Tied for league lead

**SINGER, JEFFREY (Jeff)...** LHP... B-T: L-L... HT: 6-0; WT: 200... BORN: September 13, 1993, Philadelphia, PA... RESIDES: Delran, NJ... HOW OBTAINED: Signed by Phillies as a non-drafted free agent, 10/15/15... SIGNED BY: Rowland George... EDUCATION: 2015 graduate of Rutgers University-Camden (NJ).

2017: Began season with Clearwater (A)... Selected as a Florida State League midseason and postseason All-Star... Ranked T-1st in the FSL in saves and 2nd in games finished (33)... Averaged 11.88 SO/9.0 IP with Clearwater... Held LHH to a .188 AVG (9-48) and RHH to a .165 AVG (21-127)... FSL opponents hit .109 (5-46) with RISP against him... Following the All-Star break, posted a 1.13 ERA (2 ER, 16.0 IP) with 26 SO in 13 relief appearances... Promoted to Reading (AA) on 7/27 for remainder of season... Across both levels, converted 21 of his 23 save opportunities (91.3%)... 2016: Began professional career with Williamsport (A)... Promoted to Lakewood (A) on 7/2... Started pro career with a 17.2-inning scoreless streak between Williamsport and Lakewood... With Lakewood, held opponents to a .132 AVG (9-68)... LHH were 0-for-18 against him... 7 of his 9 outings were 2.1 IP or more, and he allowed 1 total ER in those 7 outings combined... Promoted to Clearwater on 8/4 for remainder of season... Played for Scottsdale in Arizona Fall League.

**SINGER (continued)**

YEAR	CLUB	W-L	ERA	G	GS	CG	SHO	SV	IP	H	R	ER	HR	HB	BB	SO	WP	BK	AVG
2016	Williamsport	0-0	0.00	4	0	0	0	0	6.2	2	0	0	0	0	0	9	0	0	.087
	Lakewood	2-0	0.43	9	0	0	0	0	21.0	9	2	1	0	0	6	27	1	0	.132
	Clearwater	0-1	4.97	10	0	0	0	0	12.2	13	7	7	1	0	6	10	1	0	.271
2017	Clearwater	5-2	2.34	37	0	0	0	#19	50.0	30	13	13	4	3	28	66	4	0	.171
	Reading	0-2	5.54	12	0	0	0	2	13.0	11	9	8	1	2	9	12	4	0	.220
<b>Minors Totals</b>		<b>7-5</b>	<b>2.53</b>	<b>72</b>	<b>0</b>	<b>0</b>	<b>0</b>	<b>21</b>	<b>103.1</b>	<b>65</b>	<b>31</b>	<b>29</b>	<b>6</b>	<b>5</b>	<b>49</b>	<b>124</b>	<b>10</b>	<b>0</b>	<b>.179</b>

# Tied for league lead

**SMITH, JUAN CARLOS**... **OF**... **B-T:** R-R... **HT:** 6-1; **WT:** 181... **BORN:** August 22, 1997, Samana, DR... **RESIDES:** Samana... **HOW OBTAINED:** Signed by Phillies as an amateur free agent, 2/24/16... **SIGNED BY:** Carlos Salas.

**2017:** Spent entire season with Dominican Summer League Phillies-Red (R)... **2016:** Began professional career with DSL Phillies-1.

YEAR	CLUB	AVG	G	AB	R	H	2B	3B	HR	RBI	SH	SF	HP	BB	SO	SB	CS	OBP	SLG	OPS	E
2016	DSL Phillies-1	.229	9	35	2	8	2	0	0	3	0	0	1	3	10	0	0	.308	.286	.594	0
2017	DSL Phillies-R	.262	18	65	7	17	3	1	0	3	1	0	0	3	18	6	2	.294	.338	.632	1
<b>Minors Totals</b>		<b>.250</b>	<b>27</b>	<b>100</b>	<b>9</b>	<b>25</b>	<b>5</b>	<b>1</b>	<b>0</b>	<b>6</b>	<b>1</b>	<b>0</b>	<b>1</b>	<b>6</b>	<b>28</b>	<b>6</b>	<b>2</b>	<b>.299</b>	<b>.320</b>	<b>.619</b>	<b>1</b>

**SOBIL, VÍCTOR ANTONIO**... **RHP**... **B-T:** R-R... **HT:** 6-2; **WT:** 227... **BORN:** July 17, 1996, Carúpano, VZ... **RESIDES:** Macuro, VZ... **HOW OBTAINED:** Signed by Phillies as an amateur free agent, 11/12/13... **SIGNED BY:** Jesús Méndez.

**2017:** Spent entire season with Gulf Coast League Phillies (R)... In his last 6 games (1 start) of season, posted a 1.47 ERA (3 ER, 18.1 IP)... Held RHH to a .204 AVG (20-98)... Held opponents to a .184 AVG (9-49) with RISP... Participated in Florida Instructional League... **2016:** Spent season with Dominican Summer League Phillies-2 (R)... Allowed 5 hits or fewer in all 6 of his starts... **2014-15:** Spent first 2 professional seasons with Venezuelan Summer League Phillies (R).

YEAR	CLUB	W-L	ERA	G	GS	CG	SHO	SV	IP	H	R	ER	HR	HB	BB	SO	WP	BK	AVG
2014	VSL Phillies	2-0	3.44	12	0	0	0	0	18.1	20	8	7	0	4	6	8	0	1	.274
2015	VSL Phillies	2-2	7.24	17	0	0	0	0	27.1	33	26	22	1	6	18	21	6	3	.300
2016	DSL Phillies-2	0-2	1.88	10	6	0	0	1	28.2	24	9	6	0	5	8	26	2	1	.218
2017	GCL Phillies	3-1	3.09	10	2	0	0	1	32.0	27	17	11	0	3	18	34	6	0	.221
<b>Minors Totals</b>		<b>7-5</b>	<b>3.89</b>	<b>49</b>	<b>8</b>	<b>0</b>	<b>0</b>	<b>2</b>	<b>106.1</b>	<b>104</b>	<b>60</b>	<b>46</b>	<b>1</b>	<b>18</b>	<b>50</b>	<b>89</b>	<b>14</b>	<b>5</b>	<b>.251</b>

**SOTO, RAMIRO ANDRÉS**... **RHP**... **B-T:** R-R... **HT:** 6-1; **WT:** 180... **BORN:** July 30, 1999, Arjona, Colombia... **RESIDES:** Cartagena, Colombia... **HOW OBTAINED:** Signed by Phillies as an amateur free agent, 1/13/17... **SIGNED BY:** Rómulo Oliveros.

**2017:** Began professional career with Dominican Summer League Phillies-White (R)... Earned first pro win and retired all 13 batters he faced in a relief appearance on 7/1 at DSL D-backs2 (8 SO, 4.1 IP).

YEAR	CLUB	W-L	ERA	G	GS	CG	SHO	SV	IP	H	R	ER	HR	HB	BB	SO	WP	BK	AVG
2017	DSL Phillies-W	1-0	4.97	10	2	0	0	0	29.0	31	19	16	4	4	13	30	2	1	.277

**STANKIEWICZ, DREW ALAN**... **INF**... **B-T:** S-R... **HT:** 5-10; **WT:** 200... **BORN:** June 18, 1993, Columbus, OH... **RESIDES:** Gilbert, AZ... **HOW OBTAINED:** Selected by Phillies in 11th round of June 2014 draft... **SIGNED BY:** Brad Holland... **EDUCATION:** Attended Arizona State University... **PERSONAL:** His father, Andy Stankiewicz, played 7 seasons in MLB with 4 teams (MTL, NYY, HOU, ARI)... **MISC:** Selected by COL in 40th round of June 2011 draft, but did not sign.

**2017:** Began season with Clearwater (A)... Selected as a Florida State League midseason All-Star... Hit .350 (28-80) with a .903 OPS over his first 23 games... Made starts at 2nd base (42) and 3rd base (10) for Clearwater... Promoted to Reading (AA) on 6/22 for remainder of season... Hit .324 (11-34) against LHP... Had a season-high 4 hits twice: 5/5 at Florida with Clearwater and 6/28 at Harrisburg with Reading... In 107 combined games, posted a .364 OBP... **2016:** Spent entire season with Clearwater... Was on the DL, 5/7-6/21 (right oblique muscle strain)... Batted .281 (25-89) in in 27 games on the road but just .115 (9-78) in 26 games at home... **2015:** Began season with Clearwater... Transferred to Lakewood (A), 6/25... Named Phillies Minor League Player of the Week, 8/31-9/7... Was on the DL, 7/23-8/5 (left oblique strain)... Played for Glendale in the Arizona Fall League and batted .480 (12-25)... **2014:** Split first professional season between Williamsport (A) and Lakewood... Hit .391 (25-64) in 19 June games for Williamsport... Participated in Florida Instructional League.

YEAR	CLUB	AVG	G	AB	R	H	2B	3B	HR	RBI	SH	SF	HP	BB	SO	SB	CS	OBP	SLG	OPS	E
2014	Williamsport	.329	23	79	9	26	4	0	1	12	2	3	1	8	7	3	2	.385	.418	.803	4
	Lakewood	.145	23	76	8	11	0	0	0	2	1	0	0	5	21	2	0	.198	.145	.343	4
2015	Clearwater	.275	47	167	18	46	11	0	0	20	2	3	0	16	26	4	2	.333	.341	.674	4
	Lakewood	.288	52	208	30	60	14	2	1	15	1	0	1	20	27	4	1	.354	.389	.743	9
2016	Clearwater	.204	53	167	19	34	7	3	1	17	1	2	0	27	36	2	0	.311	.299	.610	6
2017	Clearwater	.263	54	179	19	47	9	1	5	19	2	2	2	20	42	2	1	.340	.408	.748	6
	Reading	.302	53	149	19	45	6	1	4	16	1	0	1	21	29	1	1	.392	.436	.828	8
<b>Minors Totals</b>		<b>.262</b>	<b>305</b>	<b>1025</b>	<b>122</b>	<b>269</b>	<b>51</b>	<b>7</b>	<b>12</b>	<b>101</b>	<b>10</b>	<b>5</b>	<b>117</b>	<b>188</b>	<b>18</b>	<b>7</b>	<b>.338</b>	<b>.361</b>	<b>.699</b>	<b>41</b>	

SCOUTING & PLAYER DEV.

**STEPHEN, JOSHUA MICHAEL (Josh)...** OF... **B-T:** L-L... **HT:** 6-0; **WT:** 183... **BORN:** September 22, 1997, Los Angeles, CA... **RESIDES:** Newport Beach, CA... **HOW OBTAINED:** Selected by Phillies in 11th round of June 2016 draft... **SIGNED BY:** Demerius Pittman... **EDUCATION:** 2016 graduate of Mater Dei HS (CA).

**2017:** Spent entire season with Williamsport (A)... Ranked 4th in the New York-Penn League in games, 5th in AB and T-5th in triples... Batted .345 (19-55) with RISP... Hit .462 (12-26) with RISP and 2 outs... Participated in Florida Instructional League...

**2016:** Began professional career with Gulf Coast League Phillies (R)... Hit first pro HR and drove in 5 runs, 7/15 vs GCL Yankees... Batted .308 (16-52) with RISP... Participated in FIL.

YEAR	CLUB	AVG	G	AB	R	H	2B	3B	HR	RBI	SH	SF	HP	BB	SO	SB	CS	OBP	SLG	OPS	E
2016	GCL Phillies	.253	44	162	21	41	7	3	2	26	1	0	3	18	39	6	6	.339	.370	.709	4
2017	Williamsport	.247	64	239	23	59	12	5	2	28	1	0	12	50	4	3	.282	.364	.646	6	
<b>Minors Totals</b>		<b>.249</b>	<b>108</b>	<b>401</b>	<b>44</b>	<b>100</b>	<b>19</b>	<b>8</b>	<b>4</b>	<b>54</b>	<b>2</b>	<b>1</b>	<b>3</b>	<b>30</b>	<b>89</b>	<b>10</b>	<b>9</b>	<b>.306</b>	<b>.367</b>	<b>.672</b>	<b>10</b>

**STEWART, DEVAN JORDAN (D.J.)...** 3B... **B-T:** R-R... **HT:** 6-2; **WT:** 221... **BORN:** February 2, 1999, St. Louis, MO... **RESIDES:** St. Louis... **HOW OBTAINED:** Selected by Phillies in 39th round of June 2017 draft... **SIGNED BY:** Justin Munson... **EDUCATION:** Attended Westminster Christian Academy (MO).

**2017:** Began professional career with Gulf Coast League Phillies (R)... Slugged first pro HR, 8/3 at GCL Yankees East... Participated in Florida Instructional League.

YEAR	CLUB	AVG	G	AB	R	H	2B	3B	HR	RBI	SH	SF	HP	BB	SO	SB	CS	OBP	SLG	OPS	E
2017	GCL Phillies	.195	16	41	4	8	1	0	1	5	0	0	0	4	12	1	0	.267	.293	.559	4

**STEWART, WILLIAM A. (Will)...** LHP... **B-T:** L-L... **HT:** 6-2; **WT:** 184... **BORN:** July 14, 1997, Huntsville, AL... **RESIDES:** Hazel Green, AL... **HOW OBTAINED:** Selected by Phillies in 20th round of June 2015 draft... **SIGNED BY:** Mike Stauffer... **EDUCATION:** 2015 graduate of Hazel Green HS.

**2017:** Spent entire season with Williamsport (A)... T-1st on club in starts... Went 4-1 with a 3.20 ERA (16 ER, 45.0 IP) in 9 starts before the All-Star break... **2016:** Spent second season with Gulf Coast League Phillies (R)... Posted a 2.35 ERA (6 ER, 23.0 IP) and 1.00 WHIP (5 BB, 18 H) in his final 5 games (4 starts)... **2015:** Began professional career with GCL Phillies... Participated in Florida Instructional League.

YEAR	CLUB	W-L	ERA	G	GS	CG	SHO	SV	IP	H	R	ER	HR	HB	BB	SO	WP	BK	AVG
2015	GCL Phillies	1-0	4.79	12	0	0	0	0	20.2	18	14	11	3	5	15	20	4	0	.228
2016	GCL Phillies	2-3	4.06	11	7	0	0	0	44.1	34	20	20	1	4	19	35	8	1	.217
2017	Williamsport	4-2	4.18	13	13	0	0	0	60.1	64	37	28	3	3	25	58	9	3	.267
<b>Minors Totals</b>		<b>7-5</b>	<b>4.24</b>	<b>36</b>	<b>20</b>	<b>0</b>	<b>0</b>	<b>0</b>	<b>125.1</b>	<b>116</b>	<b>71</b>	<b>59</b>	<b>7</b>	<b>12</b>	<b>59</b>	<b>113</b>	<b>21</b>	<b>4</b>	<b>.244</b>

**STOBBE, COLE...** INF... **B-T:** R-R... **HT:** 6-2; **WT:** 194... **BORN:** August 30, 1997, Omaha, NE... **RESIDES:** Newberry, FL... **HOW OBTAINED:** Selected by Phillies in 3rd round of June 2016 draft... **SIGNED BY:** Brian Kohlscheen... **EDUCATION:** 2016 graduate of Millard West HS (NE).

**2017:** Spent entire season with Williamsport (A)... Among all Phillies short-season minor leaguers, T-1st in HR... T-3rd in the New York-Penn League in HR... Homered in each of first 2 games of season, 6/19-20... Collected at least 1 RBI in 6 straight games, 6/25-7/1 (9 total RBI in that span)... Hit .315 (17-54) against LHP... Participated in Florida Instructional League... **2016:** Began professional career with Gulf Coast League Phillies (R)... Hit 4 home runs in a span of 8 games, 8/15-24... Recorded 13 multi-hit games... Participated in FIL.

YEAR	CLUB	AVG	G	AB	R	H	2B	3B	HR	RBI	SH	SF	HP	BB	SO	SB	CS	OBP	SLG	OPS	E
2016	GCL Phillies	.270	44	148	23	40	8	0	4	13	2	2	2	14	30	3	6	.337	.405	.742	11
2017	Williamsport	.203	55	197	28	40	8	1	8	22	0	0	4	17	67	2	3	.280	.376	.656	11
<b>Minors Totals</b>		<b>.232</b>	<b>99</b>	<b>345</b>	<b>51</b>	<b>80</b>	<b>16</b>	<b>1</b>	<b>12</b>	<b>35</b>	<b>2</b>	<b>2</b>	<b>6</b>	<b>31</b>	<b>97</b>	<b>5</b>	<b>9</b>	<b>.305</b>	<b>.388</b>	<b>.693</b>	<b>22</b>

**SUÁREZ, LUIS IMANOL...** LHP... **B-T:** L-L... **HT:** 6-1; **WT:** 155... **BORN:** November 1, 1999, Santo Domingo, DR... **RESIDES:** Santo Domingo... **HOW OBTAINED:** Signed by Phillies as an amateur free agent, 5/5/17... **SIGNED BY:** Luis García.

**2017:** Began professional career with Dominican Summer League Phillies-Red (R)... Was on restricted list, 5/31-7/3... Participated in Florida Instructional League.

YEAR	CLUB	W-L	ERA	G	GS	CG	SHO	SV	IP	H	R	ER	HR	HB	BB	SO	WP	BK	AVG
2017	DSL Phillies-R	0-0	8.10	10	0	0	0	0	13.1	20	13	12	1	1	10	8	3	2	.328

**TAMARIZ, DIEGO JOSÉ...** RHP... **B-T:** R-R... **HT:** 5-11; **WT:** 180... **BORN:** October 26, 2000, Tachira, VZ... **RESIDES:** San Cristóbal, VZ... **HOW OBTAINED:** Signed by Phillies as an amateur free agent, 7/2/17... **SIGNED BY:** Carlos Salas.

**TEJADA, JUNIOR MANUEL**... LHP... B-T: L-L... HT: 6-1; WT: 170... BORN: May 23, 1997, San Francisco de Macoris, DR... RESIDES: San Pedro de Macoris, DR... HOW OBTAINED: Signed by Phillies as an amateur free agent, 7/2/16... SIGNED BY: Carlos Salas.

**2017:** Spent entire season with Dominican Summer League Phillies-Red (R)... Earned first professional win, 8/10 vs DSL Rockies...  
**2016:** Began pro career with DSL Phillies-2... Was on restricted list, 7/2-8/3.

YEAR	CLUB	W-L	ERA	G	GS	CG	SHO	SV	IP	H	R	ER	HR	HB	BB	SO	WP	BK	AVG
2016	DSL Phillies-2	0-0	6.00	3	0	0	0	0	3.0	3	2	2	0	0	2	4	0	0	.333
2017	DSL Phillies-R	1-2	3.51	8	4	0	0	0	25.2	33	17	10	0	0	4	15	4	0	.308
<b>Minors Totals</b>		<b>1-2</b>	<b>3.77</b>	<b>11</b>	<b>4</b>	<b>0</b>	<b>0</b>	<b>0</b>	<b>28.2</b>	<b>36</b>	<b>19</b>	<b>12</b>	<b>0</b>	<b>0</b>	<b>6</b>	<b>19</b>	<b>4</b>	<b>0</b>	<b>.310</b>

**TIRADO, ALBERTO**... RHP... B-T: R-R... HT: 6-0; WT: 194... BORN: December 10, 1994, Loma de Cabrera, DR... RESIDES: Nagua, DR... HOW OBTAINED: Acquired from TOR with Jimmy Cordero for Ben Revere, 7/31/15; originally signed by TOR as an amateur free agent, 7/7/11... SIGNED BY: Marco Paddy and Domingo Toribio... EDUCATION: Attended Liceo Mercedes Bello HS, where he played baseball and basketball.

**2017:** Attended ML spring training... Began season with Clearwater (A)... Logged a 13.0-inning scoreless streak to open the season (4/10 through the 1st inning of his start on 4/22)... In 8 games (7 starts) at home, went 3-1 with a 1.83 ERA (8 ER, 39.1 IP) compared to a 6.75 ERA (18 ER, 24.0 IP) in 7 games (5 starts) on the road... Held opponents to a .192 AVG (14-73) with RISP... Promoted to Reading (AA) on 7/4... Was on the DL from 8/5-9/1 (right shoulder strain); included a rehab assignment with Gulf Coast League Phillies (R)... **2016:** Spent most of season with Lakewood (A); also appeared in 2 games with Clearwater... Posted a 14.20 SO/9.0 IP ratio (102 SO, 64.2 IP) between both levels... Began the season as a reliever and posted an 11.91 ERA (15 ER, 11.1 IP) in 11 appearances... Converted to a starter and went 7-1, 2.50 ERA (15 ER, 54.0 IP) in 11 starts... Ended season with a 6-game winning streak, 7/24-9/1 (7 GS, 1.70 ERA, 7 ER, 37.0 IP)... Had back-to-back double-digit-SO games, 8/25 (11) and 9/1 (10)... Pitched in 10 games for Cibao in the Dominican Winter League (0-0, 1.50 ERA)... **2015:** Began season with Dunedin (A)... Posted a 0.87 ERA (2 ER, 20.2 IP) in 9 May games... Had a 15.1-inning scoreless streak, 5/11-6/3... Traded to the Phillies on 7/31 and assigned to Clearwater... Held opposing hitters to a .130 AVG (6-46)... Allowed only 1 ER in 16.0 IP... Participated in Florida Instructional League... Pitched in 1 game for Cibao in the Dominican Winter League... **2014:** Began season with Lansing (A)... Averaged 9.00 SO/9.0 IP (40 SO, 40.0 IP)... Converted his first professional save, 4/4 vs Lake County (4.0 IP, 1 ER, 7 SO)... Transferred to Vancouver (A), 6/8... Had a 10.0-inning scoreless streak, 8/12-27... **2013:** Spent season with Bluefield (R)... Posted a 1.40 ERA (7 ER, 45.0 IP) over his final 11 appearances (8 GS) after following 2 ER in 3.1 IP in his season debut, 6/21 vs Greenville... Went 2-0, 0.90 ERA (2 ER, 20.0 IP) over 5 July games (3 GS)... **2012:** Began his pro career with the Gulf Coast League Blue Jays (R)... Had an 8.0-inning scoreless streak, 8/8-13... Promoted to Bluefield, 8/15 for remainder of season.

YEAR	CLUB	W-L	ERA	G	GS	CG	SHO	SV	IP	H	R	ER	HR	HB	BB	SO	WP	BK	AVG
2012	GCL Blue Jays	1-2	2.68	11	11	0	0	0	37.0	28	12	11	0	1	12	34	2	0	.217
	Bluefield	2-0	2.45	3	3	0	0	0	11.0	4	3	3	0	3	5	5	3	0	.121
2013	Bluefield	3-0	1.68	12	8	0	0	0	48.1	41	13	9	1	8	20	44	2	0	.236
2014	Lansing	1-2	6.30	13	7	0	0	1	40.0	45	30	28	3	3	39	40	6	0	.283
	Vancouver	1-0	3.53	17	3	0	0	0	35.2	25	17	14	1	3	28	36	7	0	.191
2015	Dunedin	4-3	3.23	31	0	0	0	3	61.1	45	25	22	4	7	35	61	6	1	.213
	Clearwater	1-0	0.56	9	0	0	0	0	16.0	6	2	1	0	2	18	16	1	0	.130
2016	Lakewood	7-1	3.23	20	11	0	0	0	61.1	48	27	22	3	9	36	96	11	0	.214
	Clearwater	0-0	16.20	2	0	0	0	0	3.1	3	6	6	0	0	6	6	1	0	.273
2017	Clearwater	5-4	3.69	15	12	0	0	0	63.1	59	33	26	8	4	38	58	9	0	.250
	Reading	0-0	6.75	10	0	0	0	0	12.0	13	9	9	0	2	19	8	5	0	.283
	GCL Phillies	0-0	0.00	2	0	0	0	0	2.0	1	0	0	0	0	3	1	0	0	.200
<b>Minors Totals</b>		<b>25-12</b>	<b>3.47</b>	<b>145</b>	<b>55</b>	<b>0</b>	<b>0</b>	<b>4</b>	<b>391.1</b>	<b>318</b>	<b>177</b>	<b>151</b>	<b>20</b>	<b>42</b>	<b>259</b>	<b>405</b>	<b>53</b>	<b>1</b>	<b>.226</b>

**TOLS, JOSHUA PETER (Josh)**... LHP... B-T: L-L... HT: 5-7; WT: 185... BORN: October 6, 1989, Adelaide, South Australia, Australia... RESIDES: Adelaide, South Australia... HOW OBTAINED: Signed by Phillies as a minor league free agent, 2/9/18... SIGNED BY: Howard Norsetter and Derrick Chung... EDUCATION: 2014 graduate of Rockhurst University (MO)... MISC: Appeared on Team Australia's roster in the 2017 World Baseball Classic, but did not pitch.

**2017-18:** Appeared in 11 games (7 GS) for Melbourne of the Australian Baseball League... Averaged 12.82 SO/9.0 IP... **2016:** Pitched for Kansas City of the independent American Association... Also pitched for Melbourne in 2016-17, holding opponents to a .147 AVG and posting a 0.91 ERA... **2015:** Appeared in 29 games (2 GS) for Kansas City of the independent American Association... Also pitched for Adelaide during the ABL's 2015-16 season... **2014:** Pitched for Trinidad in the independent Pecos League... Went 9-2 with a 2.38 ERA in 22 relief appearances for Adelaide (ABL) in 2014-15, holding opposing hitters to a .216 AVG... **2012-13:** Did not pitch professionally... **2010-11:** Made his professional debut with Adelaide.

YEAR	CLUB	W-L	ERA	G	GS	CG	SHO	SV	IP	H	R	ER	HR	HB	BB	SO	WP	BK	BAA
2010	Adelaide (ABL)	0-0	0.00	1	0	0	0	0	2.1	3	0	0	0	0	1	1	1	0	.333
2012	Did not pitch																		
2013	Did not pitch																		
2014	Trinidad (Ind.)	5-0	3.28	12	9	0	0	0	60.1	55	29	22	4	2	25	61	3	0	---
	Adelaide (ABL)	9-2	2.38	22	0	0	0	0	34.0	27	13	9	2	2	22	46	0	0	.216
2015	Kansas City (Ind.)	2-0	4.55	29	2	0	0	0	55.1	58	36	28	1	4	26	49	6	0	---
	Adelaide (ABL)	4-1	2.23	19	4	0	0	0	48.1	34	15	12	3	4	17	46	1	0	.200
2016	Kansas City (Ind.)	5-4	4.18	27	3	0	0	0	60.1	50	29	28	4	3	30	60	6	2	---
	Melbourne (ABL)	3-2	0.91	16	1	0	0	2	29.2	15	6	3	0	2	13	42	1	0	.147
2017	Melbourne (ABL)	5-3	4.78	11	7	0	0	1	52.2	50	32	28	10	5	23	75	2	0	.246

SCOUTING & PLAYER DEV.

**TOMSCHA, DAMEK**... INF... B-T: R-R... HT: 6-2; WT: 219... BORN: August 27, 1991, Sioux City, IA... RESIDES: Sioux City... HOW OBTAINED: Selected by Phillies in 17th round of June 2014 draft... SIGNED BY: Mike Stauffer... EDUCATION: 2014 graduate of Auburn University (AL)... MISC: Previously drafted three other times, but did not sign: 2010 (PHI, 50th round), 2011 (FLA, 36th round) and 2012 (CHI, 19th round).

**2017:** Led all qualifying Phillies full-season minor leaguers in AVG (.307, 115-374)... In 109 combined games across three levels, slashed .307/.386/.439 with 16 2B, 11 HR, 52 RBI and 53 runs... Began season with Clearwater (A)... Had an 11-game hitting streak (.419 AVG, 18-43) with 12 RBI and a .978 OPS, 4/17-29... With Clearwater, hit .358 (19-53) against LHP and batted .344 (21-61) with RISP... Was on the DL, 6/21-7/12 (right groin strain); included a rehab assignment with Gulf Coast League Phillies (R)... Promoted to Reading (AA) on 7/13 for remainder of season... Posted a 15-game hitting streak (.424 AVG, 25-59), 8/7-21... With Reading, hit .356 (16-45) against LHP... Batted .328 (40-122) over his last 35 games of season... **2016:** Spent majority of season with Lakewood (A)... Ranked T-5th in DSL in doubles, 8th in AVG & OBP (.369) and 10th in OPS (.796)... Promoted to Clearwater on 4/9 and transferred back to Lakewood on 4/26... Was on the DL, 5/21-6/8 (concussion)... In July, batted .337 (32-95), 8 2B, 17 RBI, 10 BB, .404 OBP... **2015:** Spent season with Lakewood... Named Phillies Minor League Player of the Week, 8/24-30... Hit .337 (34-101), 21 R, 7 2B, 3B, 3 HR and posted a .932 OPS over 27 games in August... Homered in back-to-back games, 8/29-30... Batted .312 (7-17), 2 2B, 11 RBI with the bases loaded... **2014:** Began pro career with GCL Phillies... Led GCL in doubles and T-4th in games... Hit a HR in his professional debut, 6/20 at GCL Blue Jays... Participated in Florida Instructional League.

YEAR	CLUB	AVG	G	AB	R	H	2B	3B	HR	RBI	SH	SF	HP	BB	SO	SB	CS	OBP	SLG	OPS	E
2014	GCL Phillies	.243	54	181	31	44	*17	1	2	24	0	1	13	25	32	3	1	.373	.381	.754	11
2015	Lakewood	.282	120	429	68	121	32	1	8	59	2	5	*22	39	81	2	0	.368	.417	.785	9
2016	Lakewood	.283	98	353	43	100	32	2	5	54	1	4	16	34	42	5	1	.369	.428	.797	5
	Clearwater	.105	6	19	0	2	0	0	0	0	0	0	0	4	0	0	0	.105	.105	.210	0
2017	Clearwater	.303	57	201	28	61	10	0	7	33	1	0	4	27	38	2	1	.397	.458	.855	7
	GCL Phillies	.286	4	14	3	4	1	0	0	2	0	0	2	0	1	0	0	.375	.357	.732	1
	Reading	.314	48	159	22	50	5	0	4	17	1	0	4	11	18	1	0	.374	.421	.795	5
<b>Minors Totals</b>		<b>.282</b>	<b>387</b>	<b>1356</b>	<b>195</b>	<b>382</b>	<b>97</b>	<b>4</b>	<b>26</b>	<b>189</b>	<b>5</b>	<b>10</b>	<b>61</b>	<b>136</b>	<b>216</b>	<b>13</b>	<b>3</b>	<b>.370</b>	<b>.417</b>	<b>.787</b>	<b>38</b>

\* League leader

**TORREALBA, RONALD ALFONZO**... C/1B... B-T: R-R... HT: 6-1; WT: 154... BORN: January 27, 1999, Barquisimeto, VZ... RESIDES: Barquisimeto... HOW OBTAINED: Signed by Phillies as an amateur free agent, 10/3/16... SIGNED BY: Jesús Méndez.

**2017:** Began professional career with Dominican Summer League Phillies-Red (R).

YEAR	CLUB	AVG	G	AB	R	H	2B	3B	HR	RBI	SH	SF	HP	BB	SO	SB	CS	OBP	SLG	OPS	E
2017	DSL Phillies-R	.212	34	85	4	18	1	0	0	8	3	2	5	9	17	2	2	.317	.224	.540	4

**TORRES, ALBERTO NICOLÁS**... LHP... B-T: L-L... HT: 6-0; WT: 155... BORN: April 28, 2001, Turbaco, Colombia... RESIDES: Turbaco... HOW OBTAINED: Signed by Phillies as an amateur free agent, 7/2/17... SIGNED BY: Rómulo Oliveros.

**TORRES, NICOLÁS GABRIEL**... 2B... B-T: R-R... HT: 5-10; WT: 155... BORN: September 23, 1999, Puerto Cabello, VZ... RESIDES: Puerto Cabello... HOW OBTAINED: Signed by Phillies as an amateur free agent, 7/2/16... SIGNED BY: Jesús Méndez.

**2017:** Among all Phillies short-season minor leaguers, was 1st in hits and T-1st in AVG & games... Began professional career with Dominican Summer League Phillies-White (R)... Finished T-2nd in the DSL in games, 3rd in hits and T-8th in AVG... Had three 4-hit games... Batted .391 (27-69) with a .926 OPS over 21 games in August... Hit .342 (26-76) with RISP... **2016:** Participated in Florida Instructional League.

YEAR	CLUB	AVG	G	AB	R	H	2B	3B	HR	RBI	SH	SF	HP	BB	SO	SB	CS	OBP	SLG	OPS	E
2017	DSL Phillies-W	.333	69	240	40	80	13	4	0	28	8	1	9	11	31	11	7	.383	.421	.804	9

**TORTOLERO, JOSÉ RAFAEL**... SS... B-T: R-R... HT: 5-11; WT: 154... BORN: December 31, 1999, Caracas, VZ... RESIDES: Barquisimeto, VZ... HOW OBTAINED: Signed by Phillies as an amateur free agent, 7/2/16... SIGNED BY: Jesús Méndez.

**2017:** Began professional career with Dominican Summer League Phillies-White (R)... Slugged first pro HR, 6/9 at DSL Brewers... **2016:** Participated in Florida Instructional League.

YEAR	CLUB	AVG	G	AB	R	H	2B	3B	HR	RBI	SH	SF	HP	BB	SO	SB	CS	OBP	SLG	OPS	E
2017	DSL Phillies-W	.206	67	218	28	45	10	3	1	20	2	1	5	21	40	12	7	.290	.294	.583	20

**TREJO, YERWIN DARIÓ**... OF... B-T: R-R... HT: 6-0; WT: 170... BORN: January 3, 1997, Sucre, VZ... RESIDES: Caja Seca, VZ... HOW OBTAINED: Signed by Phillies as an amateur free agent, 4/21/16... SIGNED BY: Jesús Méndez.

2017: Spent entire season with Dominican Summer League Phillies-White (R)... Recorded 7 OF assists... Hit .376 (35-93) in 30 road games compared to .173 (17-98) in 29 home games... Batted .293 (17-58) over 19 June games... 2016: Began professional career with DSL Phillies-2... T-10th in the DSL in runs... Scored at least 1 run in 12 straight games, 7/23-8/5.

YEAR	CLUB	AVG	G	AB	R	H	2B	3B	HR	RBI	SH	SF	HP	BB	SO	SB	CS	OBP	SLG	OPS	E
2016	DSL Phillies-2	.257	64	237	45	61	13	2	1	16	3	2	9	34	29	21	8	.369	.342	.711	4
2017	DSL Phillies-W	.272	59	191	29	52	6	3	1	20	2	1	7	27	28	21	4	.381	.351	.732	4
<b>Minors Totals</b>		<b>.264</b>	<b>123</b>	<b>428</b>	<b>74</b>	<b>113</b>	<b>19</b>	<b>5</b>	<b>2</b>	<b>36</b>	<b>5</b>	<b>3</b>	<b>16</b>	<b>61</b>	<b>57</b>	<b>42</b>	<b>12</b>	<b>.374</b>	<b>.346</b>	<b>.720</b>	<b>8</b>

**TROMP, JIANDIDO CANDIDO**... OF... B-T: R-R... HT: 5-11; WT: 195... BORN: September 27, 1993, Oranjestad Noord, Aruba... RESIDES: Oranjestad Noord... HOW OBTAINED: Signed by Phillies as an amateur free agent, 8/8/11... SIGNED BY: Jesús Méndez.

2017: Selected as an Eastern League midseason All-Star... Ranked 2nd in the EL in doubles, 4th in total bases & XBH (52), 7th in hits and 8th in SLG %... Named Phillies Minor League Player of the Week and EL Player of the Week, 6/19-25... Began season with Reading (AA)... Slugged 2 HR, 5/31 vs Portland... Hit .354 (57-161) with 29 XBH (19 2B, 2 3B and 8 HR) against LHP... Promoted to Lehigh Valley (AAA) on 6/3 before being transferred to Reading on 6/8... With Reading, batted .306 (33-108) with RISP... Over 22 games in June with Reading, hit .338 (27-80) with 11 XBH and a .992 OPS... Did not commit an error in 200 total chances combined in the outfield for both clubs... 2016: Began season with Lakewood (A)... Named Phillies Minor League Player of the Week, 6/13-19 and 7/18-24... Homered in 3 consecutive games, 6/11-13... Hit safely in 14 straight games, 6/6-19... Promoted to Clearwater (A) on 6/23... Named Florida State League Player of the Week, 7/18-24... Hit 2 HR, 7/20 at Bradenton... 2015: Spent season with Lakewood... Was on the DL, 5/23-6/1 (left hamstring strain)... Batted .251 (58-231) with 9 HR and a .455 SLG % in 63 games in the second half after hitting just .171 (31-181) with 0 HR and a .227 SLG % over 50 games before the break... Participated in Florida Instructional League... 2014: Began season with Lakewood before being transferred to Williamsport (A), 6/10... Named a New York-Penn League All-Star for second consecutive season... T-1st in NYPL in HR, ranked 2nd in total bases (129) and 3rd in SLG % (.498)... Had 3 multi-HR games: 6/17 vs Jamestown, 6/24 vs Auburn and 7/22 vs Batavia... 2013: Began season with Williamsport... NYPL All-Star... Batted .337 (28-83) over final 24 games with Williamsport... Promoted to Lakewood on 8/14... 2012: Began professional career with Gulf Coast League Phillies (R)... Promoted to Williamsport on 8/9.

YEAR	CLUB	AVG	G	AB	R	H	2B	3B	HR	RBI	SH	SF	HP	BB	SO	SB	CS	OBP	SLG	OPS	E
2012	GCL Phillies	.205	29	88	14	18	5	3	2	11	1	1	1	9	30	1	4	.283	.398	.681	0
	Williamsport	.208	13	48	8	10	3	0	0	5	1	2	1	2	15	3	0	.245	.271	.516	1
2013	Williamsport	.299	33	107	9	32	9	1	1	8	1	0	1	8	25	6	2	.353	.430	.783	2
	Lakewood	.150	13	40	2	6	1	2	0	3	0	0	2	2	16	0	1	.227	.275	.502	0
2014	Lakewood	.224	27	85	11	19	4	1	1	9	1	1	2	6	30	3	0	.287	.329	.616	0
	Williamsport	.266	69	259	39	69	14	2	#14	33	5	1	4	19	72	16	5	.325	.498	.823	4
2015	Lakewood	.216	113	412	42	89	18	6	9	44	4	4	4	27	117	10	5	.268	.354	.622	2
2016	Lakewood	.274	65	241	36	66	20	3	10	32	3	2	1	22	58	9	2	.335	.506	.841	1
	Clearwater	.240	59	217	34	52	13	2	10	36	0	4	3	14	42	5	2	.290	.456	.746	0
2017	Reading	.285	122	456	64	130	31	3	18	62	1	3	3	28	112	10	7	.329	.485	.814	0
	Lehigh Valley	.222	3	9	0	2	1	0	0	2	0	0	1	2	0	0	0	.300	.333	.633	0
<b>Minors Totals</b>		<b>.251</b>	<b>546</b>	<b>1962</b>	<b>259</b>	<b>493</b>	<b>119</b>	<b>23</b>	<b>65</b>	<b>245</b>	<b>17</b>	<b>18</b>	<b>22</b>	<b>138</b>	<b>519</b>	<b>63</b>	<b>28</b>	<b>.305</b>	<b>.435</b>	<b>.740</b>	<b>10</b>

# Tied for league lead

**VALDEZ, JEAN CARLOS**... RHP... B-T: R-R... HT: 6-2; WT: 185... BORN: August 30, 1997, Santiago de los Caballeros, DR... RESIDES: Santiago de los Caballeros... HOW OBTAINED: Signed by Phillies as an amateur free agent, 1/26/16... SIGNED BY: Carlos Salas.

2017: Spent entire season with Dominican Summer League Phillies-White (R)... Posted a 2.19 ERA (3 ER, 12.1 IP) with 14 SO in 7 relief appearances... Participated in Florida Instructional League... 2016: Began professional career with DSL Phillies-1... Held opponents to a .223 AVG (46-206).

YEAR	CLUB	W-L	ERA	G	GS	CG	SHO	SV	IP	H	R	ER	HR	HB	BB	SO	WP	BK	AVG
2016	DSL Phillies-1	2-5	2.54	12	11	0	0	0	56.2	46	23	16	0	5	26	40	18	2	.223
2017	DSL Phillies-W	1-1	3.16	11	4	0	0	0	31.1	34	16	11	1	4	12	31	9	0	.272
<b>Minors Totals</b>		<b>3-6</b>	<b>2.76</b>	<b>23</b>	<b>15</b>	<b>0</b>	<b>0</b>	<b>0</b>	<b>88.0</b>	<b>80</b>	<b>39</b>	<b>27</b>	<b>1</b>	<b>9</b>	<b>38</b>	<b>71</b>	<b>27</b>	<b>2</b>	<b>.242</b>

**VALERIO, CHRISTIAN**... SS... B-T: R-R... HT: 6-1; WT: 155... BORN: February 27, 2000, Philadelphia, PA... RESIDES: Monción, DR... HOW OBTAINED: Signed by Phillies as an amateur free agent, 7/2/16... SIGNED BY: Carlos Salas.

2017: Began his professional career with Dominican Summer League Phillies-Red (R)... Made starts at 2nd base (5) and SS (45)... Hit .378 (17-45) against LHP.

YEAR	CLUB	AVG	G	AB	R	H	2B	3B	HR	RBI	SH	SF	HP	BB	SO	SB	CS	OBP	SLG	OPS	E
2017	DSL Phillies-R	.248	58	206	28	51	10	2	0	18	4	1	5	26	39	14	6	.345	.316	.660	24

SCOUTING & PLAYER DEV.



**VARGAS, VÍCTOR DANIEL**... RHP... B-T: R-R... HT: 6-1; WT: 175... BORN: September 3, 2000, Cartagena, Colombia... RESIDES: Cartagena... HOW OBTAINED: Signed by Phillies as an amateur free agent, 7/2/17... SIGNED BY: Rómulo Oliveros. 2017: Participated in Florida Instructional League.

**VILCHEZ, DANIEL ALEJANDRO**... RHP... B-T: R-R... HT: 6-1; WT: 155... BORN: October 4, 2000, Zulia, VZ... RESIDES: Nueva Cabimas, VZ... HOW OBTAINED: Signed by Phillies as an amateur free agent, 9/11/17... SIGNED BY: Rómulo Oliveros.

**VIZA, TYLER**... RHP... B-T: R-R... HT: 6-3; WT: 206... BORN: October 21, 1994, Edinburgh, Scotland, UK... RESIDES: Phoenix, AZ... HOW OBTAINED: Selected by Phillies in 32nd round of June 2013 draft... SIGNED BY: Brad Holland... EDUCATION: 2013 graduate of Desert Vista HS (AZ).

2017: Led all Phillies minor league pitchers with 26 starts... In the Eastern League, ranked T-3rd in starts, T-5th in wins and T-8th in IP... Spent entire season with Reading (AA)... Logged a CG, 8/3 vs Harrisburg (5.0 IP)... 2016: Began season with Clearwater (A)... T-9th in the Florida State League in complete games... Struck out a professional-high 11 batters twice, 5/1 and 5/27... Averaged 1.45 BB/9.0 IP... Allowed 2 ER or fewer in 7 of 9 starts... Promoted to Reading on 6/10... Posted a 2.52 ERA (11 ER, 39.1 IP) in July... 2015: Spent second consecutive season with Lakewood (A)... Ranked T-3rd in the South Atlantic League in CG, 5th in innings pitched & WHIP (1.11), T-5th in losses and 10th in strikeouts... Tied for the organizational lead in CG... Named Phillies Minor League Pitcher of the Week, 7/27-8/2 (1 GS, 1-0, CG, 1.00 ERA, 1 ER, 9.0 IP)... Went 1-8 in the 2nd half despite posting a 3.14 ERA (28 ER, 80.1 IP) in 12 starts... 2014: Spent second pro season with Lakewood... Allowed 3 ER or fewer in 16 of his 24 starts... Lost 9 consecutive decisions, 5/14-6/28... 2013: Began pro career with Gulf Coast League Phillies (R)... Posted a 1.13 ERA (3 ER, 24.0 IP) in 6 starts and a 2.25 ERA (2 ER, 8.0 IP) in 6 relief appearances... Allowed 1 ER or none in all 6 of his starts... Participated in Florida Instructional League.

YEAR	CLUB	W-L	ERA	G	GS	CG	SHO	SV	IP	H	R	ER	HR	HB	BB	SO	WP	BK	AVG
2013	GCL Phillies	1-0	1.41	12	6	0	0	0	32.0	21	5	5	1	1	10	20	2	1	.193
2014	Lakewood	3- <sup>*</sup> 17	5.29	24	24	0	0	0	126.0	172	88	74	9	4	24	80	8	2	.323
2015	Lakewood	5-10	3.38	23	22	2	0	0	143.2	129	71	54	11	4	31	104	4	1	.240
2016	Clearwater	6-2	2.54	9	9	1	0	0	49.2	55	19	14	5	1	8	55	2	0	.274
	Reading	4-6	4.69	16	16	0	0	0	94.0	100	50	49	12	5	23	58	3	1	.274
2017	Reading	10-10	5.22	26	26	1	0	0	139.2	152	90	81	20	9	48	100	6	0	.277
<b>Minors Totals</b>		<b>29-45</b>	<b>4.26</b>	<b>110</b>	<b>103</b>	<b>4</b>	<b>0</b>	<b>0</b>	<b>585.0</b>	<b>629</b>	<b>323</b>	<b>277</b>	<b>58</b>	<b>24</b>	<b>144</b>	<b>417</b>	<b>25</b>	<b>5</b>	<b>.274</b>

\* League leader

**WAGUESPACK, JACOB DANIEL**... RHP... B-T: R-R... HT: 6-6; WT: 229... BORN: November 5, 1993, Waco, TX... RESIDES: Prairieville, LA... HOW OBTAINED: Signed by Phillies as a non-drafted free agent, 6/19/15... SIGNED BY: Mike Stauffer... EDUCATION: Attended University of Mississippi... MISC: Selected by PIT in 37th round of June 2012 draft, but did not sign.

2017: Went a combined 9-7 with a 3.42 ERA (40 ER, 105.1 IP) and 108 SO in 31 games (16 starts) between Clearwater (A) and Reading (AA)... Began season with Clearwater... Went 3-2 with a 2.23 ERA (10 ER, 40.1 IP) and 42 SO in 18 games (4 starts) during the first half... Over 5 starts in June, posted a 2.05 ERA (5 ER, 22.0 IP) with 22 SO... Held RHH to a .228 AVG (37-162)... Promoted to Reading on 7/31 for remainder of season... Held opponents to a .220 AVG (9-41) with RISP... 2016: Spent entire season with Lakewood (A)... T-3rd in the South Atlantic League in games... His HR allowed on 7/5 was his first in 73.0 professional IP... Averaged 9.04 SO/9.0 IP... 2015: Began pro career with Gulf Coast League Phillies (R)... Promoted to Williamsport (A), 7/21... Each of his first 10 appearances for Williamsport was scoreless (15.0 IP, 7/23-8/20)... Held opponents to a .132 AVG (9-68).

YEAR	CLUB	W-L	ERA	G	GS	CG	SHO	SV	IP	H	R	ER	HR	HB	BB	SO	WP	BK	AVG
2015	GCL Phillies	0-0	7.94	4	0	0	0	0	5.2	9	5	5	0	0	1	7	1	0	.375
	Williamsport	0-1	0.42	15	0	0	0	1	21.1	9	3	1	0	0	8	25	2	0	.132
2016	Lakewood	4-2	3.52	43	0	0	0	6	71.2	75	31	28	1	3	29	72	5	2	.265
2017	Clearwater	6-5	3.29	24	10	0	0	1	68.1	63	29	25	3	2	24	73	8	0	.245
	Reading	3-2	3.65	7	6	0	0	0	37.0	37	17	15	2	2	16	35	1	0	.262
<b>Minors Totals</b>		<b>13-10</b>	<b>3.26</b>	<b>93</b>	<b>16</b>	<b>0</b>	<b>0</b>	<b>8</b>	<b>204.0</b>	<b>193</b>	<b>85</b>	<b>74</b>	<b>6</b>	<b>7</b>	<b>78</b>	<b>212</b>	<b>17</b>	<b>2</b>	<b>.250</b>

**WARREN, ZACHARY WILLIAM (Zach)**... LHP... B-T: L-L... HT: 6-5; WT: 199... BORN: June 9, 1996, Vineland, NJ... RESIDES: Vineland... HOW OBTAINED: Selected by Phillies in 14th round of June 2017 draft... SIGNED BY: Timi Moni... EDUCATION: Attended University of Tennessee... MISC: Selected by PIT in 23rd round of June 2014 draft, but did not sign.

2017: Began professional career with Williamsport (A)... Averaged 10.91 SO/9.0 IP... Held LHH to a .149 AVG (7-47)... Ended season riding a 14.2-inning scoreless streak, which began on 8/17... Participated in Florida Instructional League.

YEAR	CLUB	W-L	ERA	G	GS	CG	SHO	SV	IP	H	R	ER	HR	HB	BB	SO	WP	BK	AVG
2017	Williamsport	0-3	3.00	16	0	0	0	0	33.0	29	14	11	0	0	15	40	5	0	.236

**WATSON, SHANE A...** RHP... B-T: R-R... HT: 6-4; WT: 248... BORN: August 13, 1993, Lakewood, CA... RESIDES: Clearwater, FL... HOW OBTAINED: Selected by Phillies between 1st and 2nd rounds of June 2012 draft (40th overall)... SIGNED BY: Demerius Pittman... EDUCATION: 2012 graduate of Lakewood HS (CA), where he was teammates with J.P. Crawford.

**2017:** Spent entire season with Reading (AA)... Logged a 13.2-inning scoreless streak (8 games), 6/22-7/21... Posted a 2.65 ERA (11 ER, 37.1 IP) in 22 relief appearances... Held opponents to a .210 AVG (21-100) with RISP... **2016:** Began season with Lakewood (A)... Held LHH to a .148 AVG (9-61) with 1 XBH... Promoted to Clearwater (A) on 5/24... Was on the DL, 7/17-27 (infection) and 8/29-end of season (right great turf toe)... Allowed 11 ER in his first 8.1 IP (11.88 ERA) and 20 ER in his final 62.2 IP (2.87 ERA)... **2015:** Began season on restricted list while serving suspension... Was on the 7-day DL, 6/2-7/3 (right shoulder surgery)... Appeared in 2 games for Gulf Coast League Phillies (R) before being promoted to Lakewood, 7/4... Had a professional-high 8 SO, 8/7 vs Hickory... Participated in Florida Instructional League... **2014:** Missed entire season due to a right shoulder injury... Following the season, was suspended 50 games for violation of the Minor League Drug Policy... **2013:** Spent season with Lakewood... Held LHH to a .183 AVG (20-109)... Was on the DL, 7/4 through remainder of season (right shoulder soreness)... Following season, was diagnosed with right shoulder subluxation and underwent surgery, 1/17/14... **2012:** Began pro career with GCL Phillies... Participated in FIL.

YEAR	CLUB	W-L	ERA	G	GS	CG	SHO	SV	IP	H	R	ER	HR	HB	BB	SO	WP	BK	AVG
2012	GCL Phillies	0-1	1.29	5	3	0	0	0	7.0	5	3	1	0	1	1	8	0	1	.200
2013	Lakewood	4-6	4.75	16	16	0	0	0	72.0	63	44	38	12	3	28	53	7	1	.230
2014	Injured - Did not pitch																		
2015	GCL Phillies	0-0	6.75	2	2	0	0	0	4.0	5	3	3	0	0	7	3	0	0	.417
	Lakewood	1-5	4.33	9	9	0	0	0	43.2	53	31	21	4	2	18	31	5	0	.299
2016	Lakewood	2-2	3.20	7	7	0	0	0	39.1	32	18	14	3	4	11	32	2	1	.222
	Clearwater	4-5	3.93	14	14	0	0	0	71.0	78	41	31	6	3	29	60	3	0	.282
2017	Reading	4-5	4.10	33	11	0	0	1	83.1	97	42	38	12	4	40	45	4	0	.299
<b>Minors Totals</b>		<b>15-24</b>	<b>4.10</b>	<b>86</b>	<b>62</b>	<b>0</b>	<b>0</b>	<b>1</b>	<b>320.1</b>	<b>333</b>	<b>182</b>	<b>146</b>	<b>37</b>	<b>17</b>	<b>134</b>	<b>232</b>	<b>21</b>	<b>3</b>	<b>.270</b>

**WILLIAMS, LUCAS DANIEL (Luke)...** 3B... B-T: R-R... HT: 6-1; WT: 186... BORN: August 9, 1996, Park Ridge, IL... RESIDES: Laguna Niguel, CA... HOW OBTAINED: Selected by Phillies in 3rd round of June 2015 draft... SIGNED BY: Demerius Pittman... EDUCATION: 2015 graduate of Dana Hills HS (CA).

**2017:** Spent entire season with Lakewood (A)... T-9th in the South Atlantic League in SB... Went 29-for-31 (93.5%) in stolen base attempts... Had a 12-game hitting streak (.347 AVG, 17-49), 5/28-6/11... Slashed .329/.348/.424 over 23 games in June... Participated in Florida Instructional League... **2016:** Spent season with Williamsport (A)... Participated in FL... **2015:** Began professional career with Gulf Coast League Phillies (R)... Had 21 walks to just 23 strikeouts... Reached base safely in 31 of his 38 games (82%)... Participated in FIL.

YEAR	CLUB	AVG	G	AB	R	H	2B	3B	HR	RBI	SH	SF	HP	BB	SO	SB	CS	OBP	SLG	OPS	E
2015	GCL Phillies	.288	38	118	12	34	5	0	0	12	1	0	1	21	23	9	2	400	.331	.731	4
2016	Williamsport	.220	52	186	13	41	9	0	2	18	0	2	1	20	52	11	2	297	.301	.598	10
2017	Lakewood	.216	115	402	41	87	16	0	1	27	7	3	2	28	83	29	2	269	.264	.533	16
<b>Minors Totals</b>		<b>.229</b>	<b>205</b>	<b>706</b>	<b>66</b>	<b>162</b>	<b>30</b>	<b>0</b>	<b>3</b>	<b>57</b>	<b>8</b>	<b>5</b>	<b>4</b>	<b>69</b>	<b>158</b>	<b>49</b>	<b>6</b>	<b>300</b>	<b>.285</b>	<b>.584</b>	<b>30</b>

**WINDLE, THOMAS JOSEPH (Tom)...** LHP... B-T: L-L... HT: 6-4; WT: 218... BORN: March 10, 1992, Maple Grove, MN... RESIDES: Maple Grove... HOW OBTAINED: Acquired from LAD with RHP Zach Eflin for SS Jimmy Rollins, 12/19/14; originally selected by LAD in 2nd round of June 2013 draft... SIGNED BY: Chet Sergio... EDUCATION: Attended University of Minnesota.

**2017:** Spent entire season with Reading (AA)... Following the All-Star break, posted a 2.86 ERA (9 ER, 28.1 IP) over 17 games... Held LHH to a .183 AVG (13-71) and RHH to a .211 AVG (24-114)... Opponents hit .184 (9-49) against him with RISP and .095 (2-21) with RISP and 2 outs... **2016:** Began season with Reading... Averaged 9.38 SO/9.0 IP... Was on the DL, 6/27-7/20 (right ankle sprain); included a rehab assignment with Gulf Coast League Phillies (R)... Transferred to Clearwater (A) on 7/21... Held opponents to a .210 AVG (17-81)... **2015:** Spent season with Reading... Began the season in the starting rotation and went 2-5, 5.35 ERA (42 ER, 70.2 IP) over 14 starts... Tied his professional high with 9 SO, 4/26 at Harrisburg... Moved to the bullpen on 6/30 and went 2-0, 1.69 ERA (5 ER, 26.2 IP) in 20 relief appearances... Pitched for Glendale in Arizona Fall League... **2014:** Spent entire season with Rancho Cucamonga (A)... Finished 3rd in California League in wins... Won 5 straight starts, 6/12-7/7... Following the season, named the 5th-best prospect in the Phillies minor league system by *Baseball America*... **2013:** Began professional career with Great Lakes (A)... Named Dodgers Pride Award winner for July (6 GS, 3-0, 1.67 ERA, 5 ER, 27.0 IP)... Allowed 1 ER or none in 8 of his 12 starts.

YEAR	CLUB	W-L	ERA	G	GS	CG	SHO	SV	IP	H	R	ER	HR	HB	BB	SO	WP	BK	AVG
2013	Great Lakes	5-1	2.68	13	12	0	0	0	53.2	50	19	16	2	2	20	51	4	0	.242
2014	Rancho Cucu.	12-8	4.26	26	25	0	0	0	139.1	147	82	66	14	6	44	111	11	2	.271
2015	Reading	4-5	4.35	34	14	0	0	0	97.1	98	56	47	6	1	51	64	9	0	.272
2016	Reading	1-1	5.68	25	0	0	0	0	31.2	39	21	20	5	1	14	33	6	0	.312
	GCL Phillies	0-0	0.00	4	0	0	0	0	4.0	4	0	0	0	0	2	5	1	0	.250
	Clearwater	0-1	4.09	14	0	0	0	1	22.0	17	10	10	1	0	10	21	2	0	.210
2017	Reading	3-2	4.24	36	0	0	0	2	51.0	37	26	24	4	3	21	44	6	1	.200
<b>Minors Totals</b>		<b>25-18</b>	<b>4.13</b>	<b>152</b>	<b>51</b>	<b>0</b>	<b>0</b>	<b>3</b>	<b>399.0</b>	<b>392</b>	<b>214</b>	<b>183</b>	<b>32</b>	<b>13</b>	<b>162</b>	<b>329</b>	<b>39</b>	<b>3</b>	<b>.259</b>

SCOUTING & PLAYER DEV.

**YÁNEZ, GABRIEL DAVID**... LHP... B-T: L-L... HT: 6-3; WT: 168... BORN: July 22, 1999, El Tigre, VZ... RESIDES: El Tigre... **HOW OBTAINED:** Signed by Phillies as an amateur free agent, 1/13/17... **SIGNED BY:** Jesús Méndez.

**2017:** Began professional career with Dominican Summer League Phillies-Red (R).

YEAR	CLUB	W-L	ERA	G	GS	CG	SHO	SV	IP	H	R	ER	HR	HB	BB	SO	WP	BK	AVG
2017	DSL Phillies-R	0-0	0.00	3	0	0	0	0	4.0	2	0	0	0	0	0	1	0	0	.154

**YOUNG, KYLE**... LHP... B-T: L-L... HT: 6-10; WT: 220... BORN: December 2, 1997, Manhasset, NY... RESIDES: Plainville, NY... **HOW OBTAINED:** Selected by Phillies in 22nd round of June 2016 draft... **SIGNED BY:** Alex Agostino... **EDUCATION:** 2016 graduate of St. Dominic HS (NY).

**2017:** Spent entire season with Williamsport (A)... Selected as a New York-Penn League All-Star... Ranked T-3rd in the NYPL in wins and 9th in SO... T-1st in wins among Phillies short-season minor league pitchers... Named Phillies Minor League Pitcher of the Week, 7/3-9... Named Phillies Minor League Pitcher of the Month for July after going 4-0 with a 0.72 ERA (2 ER, 25.0 IP) and 29 SO over 5 starts that month... Had a 15.0-inning scoreless streak, 7/1-14... Struck out a professional-high 11 on 7/7 vs Mahoning Valley (5.0 scoreless IP, H)... Went 5-0 with a 1.81 ERA (9 ER, 44.2 IP) and 54 SO in his first 9 starts of season... Participated in Florida Instructional League... **2016:** Began professional career with Gulf Coast League Phillies (R)... Averaged 0.67 BB/9.0 IP and 9.50 SO/BB... 4 of his 7 relief appearances were at least 3.0 innings... Participated in FIL.

YEAR	CLUB	W-L	ERA	G	GS	CG	SHO	SV	IP	H	R	ER	HR	HB	BB	SO	WP	BK	AVG
2016	GCL Phillies	3-0	2.67	9	2	0	0	0	27.0	23	11	8	0	0	2	19	0	0	.228
2017	Williamsport	7-2	2.77	13	13	0	0	0	65.0	58	22	20	1	2	15	72	3	0	.237
<b>Minors Totals</b>		<b>10-2</b>	<b>2.74</b>	<b>22</b>	<b>15</b>	<b>0</b>	<b>0</b>	<b>0</b>	<b>92.0</b>	<b>81</b>	<b>33</b>	<b>28</b>	<b>1</b>	<b>2</b>	<b>17</b>	<b>91</b>	<b>3</b>	<b>0</b>	<b>.234</b>

**ZOELLNER, JACK GLENNON**... 3B... B-T: L-R... HT: 6-2; WT: 210... BORN: October 29, 1994, Mesa, AZ... RESIDES: Gilbert, AZ... **HOW OBTAINED:** Selected by Phillies in 9th round of June 2017 draft... **SIGNED BY:** Brad Holland... **EDUCATION:** 2017 graduate of University of New Mexico.

**2017:** Began professional career with Gulf Coast League Phillies (R)... Was on the DL, 7/5-8/9 (left hand fracture)... Participated in Florida Instructional League.

YEAR	CLUB	AVG	G	AB	R	H	2B	3B	HR	RBI	SH	SF	HP	BB	SO	SB	CS	OBP	SLG	OPS	E
2017	GCL Phillies	.258	11	31	4	8	1	0	0	1	0	0	0	3	6	0	1	.324	.290	.614	2

# GENERAL INFORMATION



## Phillies

**Coca-Cola**

**RE/MAX**

**TOYOTA**

**W.B. MASON**

**KOI**

		<p><b>RE/MAX</b></p>																																																																																								
<p><b>Phillies</b></p> <table border="1"> <tr><td>1</td><td>STARTER</td><td>1</td><td>STARTER</td></tr> <tr><td>2</td><td>1B</td><td>2</td><td>1B</td></tr> <tr><td>3</td><td>2B</td><td>3</td><td>2B</td></tr> <tr><td>4</td><td>3B</td><td>4</td><td>3B</td></tr> <tr><td>5</td><td>SS</td><td>5</td><td>SS</td></tr> <tr><td>6</td><td>LF</td><td>6</td><td>LF</td></tr> <tr><td>7</td><td>CF</td><td>7</td><td>CF</td></tr> <tr><td>8</td><td>RF</td><td>8</td><td>RF</td></tr> <tr><td>9</td><td>P</td><td>9</td><td>P</td></tr> </table>	1	STARTER	1	STARTER	2	1B	2	1B	3	2B	3	2B	4	3B	4	3B	5	SS	5	SS	6	LF	6	LF	7	CF	7	CF	8	RF	8	RF	9	P	9	P	<p><b>PHILLIES</b></p> <p><b>RE/MAX</b></p>	<p><b>Phillies</b></p> <table border="1"> <tr><td>1</td><td>STARTER</td><td>1</td><td>STARTER</td></tr> <tr><td>2</td><td>1B</td><td>2</td><td>1B</td></tr> <tr><td>3</td><td>2B</td><td>3</td><td>2B</td></tr> <tr><td>4</td><td>3B</td><td>4</td><td>3B</td></tr> <tr><td>5</td><td>SS</td><td>5</td><td>SS</td></tr> <tr><td>6</td><td>LF</td><td>6</td><td>LF</td></tr> <tr><td>7</td><td>CF</td><td>7</td><td>CF</td></tr> <tr><td>8</td><td>RF</td><td>8</td><td>RF</td></tr> <tr><td>9</td><td>P</td><td>9</td><td>P</td></tr> </table>	1	STARTER	1	STARTER	2	1B	2	1B	3	2B	3	2B	4	3B	4	3B	5	SS	5	SS	6	LF	6	LF	7	CF	7	CF	8	RF	8	RF	9	P	9	P																
1	STARTER	1	STARTER																																																																																							
2	1B	2	1B																																																																																							
3	2B	3	2B																																																																																							
4	3B	4	3B																																																																																							
5	SS	5	SS																																																																																							
6	LF	6	LF																																																																																							
7	CF	7	CF																																																																																							
8	RF	8	RF																																																																																							
9	P	9	P																																																																																							
1	STARTER	1	STARTER																																																																																							
2	1B	2	1B																																																																																							
3	2B	3	2B																																																																																							
4	3B	4	3B																																																																																							
5	SS	5	SS																																																																																							
6	LF	6	LF																																																																																							
7	CF	7	CF																																																																																							
8	RF	8	RF																																																																																							
9	P	9	P																																																																																							
<p><b>SS: JOHN BROGHA</b> 2B</p> <p><b>RF: JASON KATHERS</b> 3B</p>		<p><b>PHILLIES</b></p>																																																																																								
<p><b>PHILLIES</b></p> <table border="1"> <tr><td>IP</td><td>SO</td><td>ERA</td><td>WHIP</td></tr> <tr><td>1</td><td>0</td><td>3.24</td><td>1.25</td></tr> <tr><td>2</td><td>0</td><td>3.24</td><td>1.25</td></tr> <tr><td>3</td><td>0</td><td>3.24</td><td>1.25</td></tr> <tr><td>4</td><td>0</td><td>3.24</td><td>1.25</td></tr> <tr><td>5</td><td>0</td><td>3.24</td><td>1.25</td></tr> <tr><td>6</td><td>0</td><td>3.24</td><td>1.25</td></tr> <tr><td>7</td><td>0</td><td>3.24</td><td>1.25</td></tr> <tr><td>8</td><td>0</td><td>3.24</td><td>1.25</td></tr> <tr><td>9</td><td>0</td><td>3.24</td><td>1.25</td></tr> <tr><td>TOTAL</td><td>0</td><td>3.24</td><td>1.25</td></tr> </table>		IP	SO	ERA	WHIP	1	0	3.24	1.25	2	0	3.24	1.25	3	0	3.24	1.25	4	0	3.24	1.25	5	0	3.24	1.25	6	0	3.24	1.25	7	0	3.24	1.25	8	0	3.24	1.25	9	0	3.24	1.25	TOTAL	0	3.24	1.25	<p><b>PHILLIES</b></p> <table border="1"> <tr><td>IP</td><td>SO</td><td>ERA</td><td>WHIP</td></tr> <tr><td>1</td><td>0</td><td>3.24</td><td>1.25</td></tr> <tr><td>2</td><td>0</td><td>3.24</td><td>1.25</td></tr> <tr><td>3</td><td>0</td><td>3.24</td><td>1.25</td></tr> <tr><td>4</td><td>0</td><td>3.24</td><td>1.25</td></tr> <tr><td>5</td><td>0</td><td>3.24</td><td>1.25</td></tr> <tr><td>6</td><td>0</td><td>3.24</td><td>1.25</td></tr> <tr><td>7</td><td>0</td><td>3.24</td><td>1.25</td></tr> <tr><td>8</td><td>0</td><td>3.24</td><td>1.25</td></tr> <tr><td>9</td><td>0</td><td>3.24</td><td>1.25</td></tr> <tr><td>TOTAL</td><td>0</td><td>3.24</td><td>1.25</td></tr> </table>	IP	SO	ERA	WHIP	1	0	3.24	1.25	2	0	3.24	1.25	3	0	3.24	1.25	4	0	3.24	1.25	5	0	3.24	1.25	6	0	3.24	1.25	7	0	3.24	1.25	8	0	3.24	1.25	9	0	3.24	1.25	TOTAL	0	3.24	1.25
IP	SO	ERA	WHIP																																																																																							
1	0	3.24	1.25																																																																																							
2	0	3.24	1.25																																																																																							
3	0	3.24	1.25																																																																																							
4	0	3.24	1.25																																																																																							
5	0	3.24	1.25																																																																																							
6	0	3.24	1.25																																																																																							
7	0	3.24	1.25																																																																																							
8	0	3.24	1.25																																																																																							
9	0	3.24	1.25																																																																																							
TOTAL	0	3.24	1.25																																																																																							
IP	SO	ERA	WHIP																																																																																							
1	0	3.24	1.25																																																																																							
2	0	3.24	1.25																																																																																							
3	0	3.24	1.25																																																																																							
4	0	3.24	1.25																																																																																							
5	0	3.24	1.25																																																																																							
6	0	3.24	1.25																																																																																							
7	0	3.24	1.25																																																																																							
8	0	3.24	1.25																																																																																							
9	0	3.24	1.25																																																																																							
TOTAL	0	3.24	1.25																																																																																							
<p><b>PHILLIES</b></p> <table border="1"> <tr><td>IP</td><td>SO</td><td>ERA</td><td>WHIP</td></tr> <tr><td>1</td><td>0</td><td>3.24</td><td>1.25</td></tr> <tr><td>2</td><td>0</td><td>3.24</td><td>1.25</td></tr> <tr><td>3</td><td>0</td><td>3.24</td><td>1.25</td></tr> <tr><td>4</td><td>0</td><td>3.24</td><td>1.25</td></tr> <tr><td>5</td><td>0</td><td>3.24</td><td>1.25</td></tr> <tr><td>6</td><td>0</td><td>3.24</td><td>1.25</td></tr> <tr><td>7</td><td>0</td><td>3.24</td><td>1.25</td></tr> <tr><td>8</td><td>0</td><td>3.24</td><td>1.25</td></tr> <tr><td>9</td><td>0</td><td>3.24</td><td>1.25</td></tr> <tr><td>TOTAL</td><td>0</td><td>3.24</td><td>1.25</td></tr> </table>		IP	SO	ERA	WHIP	1	0	3.24	1.25	2	0	3.24	1.25	3	0	3.24	1.25	4	0	3.24	1.25	5	0	3.24	1.25	6	0	3.24	1.25	7	0	3.24	1.25	8	0	3.24	1.25	9	0	3.24	1.25	TOTAL	0	3.24	1.25	<p><b>PHILLIES</b></p> <table border="1"> <tr><td>IP</td><td>SO</td><td>ERA</td><td>WHIP</td></tr> <tr><td>1</td><td>0</td><td>3.24</td><td>1.25</td></tr> <tr><td>2</td><td>0</td><td>3.24</td><td>1.25</td></tr> <tr><td>3</td><td>0</td><td>3.24</td><td>1.25</td></tr> <tr><td>4</td><td>0</td><td>3.24</td><td>1.25</td></tr> <tr><td>5</td><td>0</td><td>3.24</td><td>1.25</td></tr> <tr><td>6</td><td>0</td><td>3.24</td><td>1.25</td></tr> <tr><td>7</td><td>0</td><td>3.24</td><td>1.25</td></tr> <tr><td>8</td><td>0</td><td>3.24</td><td>1.25</td></tr> <tr><td>9</td><td>0</td><td>3.24</td><td>1.25</td></tr> <tr><td>TOTAL</td><td>0</td><td>3.24</td><td>1.25</td></tr> </table>	IP	SO	ERA	WHIP	1	0	3.24	1.25	2	0	3.24	1.25	3	0	3.24	1.25	4	0	3.24	1.25	5	0	3.24	1.25	6	0	3.24	1.25	7	0	3.24	1.25	8	0	3.24	1.25	9	0	3.24	1.25	TOTAL	0	3.24	1.25
IP	SO	ERA	WHIP																																																																																							
1	0	3.24	1.25																																																																																							
2	0	3.24	1.25																																																																																							
3	0	3.24	1.25																																																																																							
4	0	3.24	1.25																																																																																							
5	0	3.24	1.25																																																																																							
6	0	3.24	1.25																																																																																							
7	0	3.24	1.25																																																																																							
8	0	3.24	1.25																																																																																							
9	0	3.24	1.25																																																																																							
TOTAL	0	3.24	1.25																																																																																							
IP	SO	ERA	WHIP																																																																																							
1	0	3.24	1.25																																																																																							
2	0	3.24	1.25																																																																																							
3	0	3.24	1.25																																																																																							
4	0	3.24	1.25																																																																																							
5	0	3.24	1.25																																																																																							
6	0	3.24	1.25																																																																																							
7	0	3.24	1.25																																																																																							
8	0	3.24	1.25																																																																																							
9	0	3.24	1.25																																																																																							
TOTAL	0	3.24	1.25																																																																																							

**Citizens Bank Park**

534 **ATI** PHYSICAL THERAPY
**StubHub**
*Monday's* LAZER
**xfinity**
374 **W.B. MASON**

## PHILLIES BROADCASTERS



### TOM MCCARTHY

Tom is in the 11th year of his second tour of duty with the Phillies doing television play-by-play. In his first stint with the club, he spent five seasons (2001-05) as the host of the pre- and post-game radio shows, while also doing radio play-by-play. He also hosted his own weekday afternoon-drive show on ESPN Radio 920 AM, which concentrated on local sports. He spent the 2006-07 seasons as a radio broadcaster with the New York Mets on WFAN before returning to the Phillies in November of 2007.

A graduate of The College of New Jersey (BA degree in communications), Tom spent six seasons with the Trenton Thunder, the former double-A affiliate of the Boston Red Sox. He was hired as director of public and media relations in 1993 and promoted to assistant general manager in 1996, while also working as one of the team's broadcasters, doing play-by-play on radio and television for CN8.

After the 1999 season, Tom left the Thunder to pursue a full-time career in broadcasting, creating the first local-driven show on ESPN Radio 1680 AM. He also used to work national shows for ESPN Radio.

Tom has done extensive broadcasting for collegiate sports in his career. He currently does NFL games for CBS, baseball for FOX, basketball and college football play-by-play for CBS College Sports Network (formerly CSTV) and NFL and college basketball games for Westwood One, after three years of doing the NFL with Sports USA Radio. Previously, he worked as the radio voice of the Saint Joseph's University men's basketball team (2004-09) and the play-by-play voice for Rutgers University football (2001-03), as well as Princeton University football (1995-2000) and men's basketball (1995-2003).

In 2000, Tom earned a Mid-Atlantic Emmy Award for his work on CN8 and is a two-time winner (2002 & 2004) of the Achievement in Radio Award for Best Local Sports Coverage. He also received the Radio/TV Excellence Award from the New Jersey Sportswriters Association in January 2007 and the Good Guy Award in 2009. He was inducted into the Trenton Baseball Hall of Fame in the summer of 2011 and had the radio booth at Trenton's Waterfront Park named after him. Additionally, he was named the 2013 Sportscaster of the Year by the National Sportscasters and Sportswriters Association.

Tom was born in Jersey City, N.J. He and his wife Meg live in Allentown, N.J., with their two sons, Patrick and Tommy, and two daughters, Maggie and Kerri.



### JOHN KRUK

One of the most popular and colorful players in Phillies history, John Kruk rejoined the Phillies broadcast team in January of 2017. He had previously been a color analyst for the club in 2003, the final season at Veterans Stadium.

Prior to rejoining the Phillies broadcast team, John spent 13 years with ESPN as both a color commentator on *Sunday Night Baseball* and a studio analyst for *Baseball Tonight*. He also worked for FOX and co-hosted *The Best Damn Sports Show Period*. In 2001, he was a hitting coach for the Phillies' double-A team in Reading, Pa., before transitioning to a role assisting the club with suite sales for Citizens Bank Park. John also acted in several films, including the baseball-themed movie, *The Fan*, starring Robert DeNiro and Wesley Snipes.

John played 10 years in the major leagues, six of them with the Phillies, and was a member of the 1993 National League championship team when he posted career bests with a .316 batting average and a .430 on-base percentage. He made three consecutive All-Star teams (1991-93) as a Phillie, which included a memorable at-bat against future Hall of Famer Randy Johnson at the 1993 Midsummer Classic.

The San Diego Padres selected John in the third round of the 1981 draft. At the major league level, he played for the Padres (1986-89), Phillies (1989-94) and Chicago White Sox (1995). John finished his playing career with a .300 batting average, a .397 on-base percentage, 199 doubles, 100 home runs and 592 RBI in 1,200 games.

In 2003, John was selected to the All-Vet Team, which honored the best Phillies to play each position at Veterans Stadium, and he was inducted into the Phillies Wall of Fame in 2011.

John and his wife Melissa live in Naples, Fla., with their son, Kyle, and daughter, Keira.



### BEN DAVIS

Ben Davis enters his fourth season in the booth after joining the Phillies broadcast team in February of 2015. He previously spent four years as an in-studio baseball analyst for NBC Sports Philadelphia and made occasional appearances on 94.1 WIP's morning show.

A local product, Ben was selected by the San Diego Padres as the second overall pick in the 1995 draft out of Malvern Preparatory School and went on to have a seven-year (1998-2004) major league career with the Padres (1998-2001), Seattle Mariners (2002-04) and Chicago White Sox (2004). Ben transitioned to pitcher for the final three seasons (2008-10) of his professional career, spent with single-A Sarasota in the Cincinnati Reds organization and the Camden Riversharks of the independent Atlantic League.

Ben currently resides in West Chester, Pa., with his wife Megan and their four children.

## PHILLIES BROADCASTERS



### MIKE SCHMIDT

Hall of Famer Mike Schmidt had his role with the Phillies expanded in 2014 when he returned to the Phillies broadcast booth for Sunday home games. In 2015, he added Saturday telecasts to his weekend responsibilities. Mike previously worked as a Phillies broadcaster during the 1990 season.

*(For a complete bio, please see page 23 of the Phillies Media Guide.)*



### GREGG MURPHY

Gregg Murphy joined the Phillies broadcast team in 2012 as a field reporter. In his role, he brings viewers closer to the action reporting from the field, dugouts and elsewhere throughout the ballpark during the games. He added occasional play-by-play duties in 2014.

Part of the on-air team at NBC Sports Philadelphia since December 2008, Gregg is a multiple Emmy winner and nominee in numerous categories, including sports reporting. He was also recognized twice as the winner of the Associated Press Outstanding Talk Program for *Out of Bounds*, a program he hosted earlier in his career.

Before joining NBC Sports Philadelphia, he was at CN8, *The Inquirer High School Sports Show* and WFMZ in Allentown, Pa.

A 1993 graduate of St. Joseph's University with a degree in English, Gregg has reported on many notable sports events, including the NCAA Tournament, Super Bowl, World Series and NBA Finals.

Born in Meadowbrook, Pa., Gregg was raised in Mt. Laurel, N.J., and played baseball at Holy Cross High School in Delran, N.J. He gives his time and hosting talents to the Children's Hospital of Philadelphia, as well as The Irish Pub Children's Foundation, which benefits Philadelphia police officers.

Gregg lives in Mullica Hill, N.J., and has three children: one daughter, Quinn, and two sons, Matthew and Colin.

## PHILLIES BROADCAST TEAMS

Year(s)	Broadcast Team	Year(s)	Broadcast Team
1936	Bill Dyer and Dolly Stark	1994-95	Ashburn, Kalas, Musser, Wheeler, Maddox, Tekulve and Todd Kalas
1937	Dyer and Taylor Grant	1996	Ashburn, Kalas, Musser, Wheeler, Maddox, Tekulve, T. Kalas and Larry Rosen
1938	Walt Newton and Stoney McLinn	1997	Ashburn, Kalas, Musser, Wheeler and Tekulve
1939	Byrum Saam and Newton	1998	Kalas, Musser, Wheeler and Larry Andersen
1940	Saam and Les Vines	1999-2001	Kalas, Musser, Wheeler, Andersen and Scott Graham
1941-42	Saam and Grant	2002	Kalas, Wheeler, Andersen and Graham
1943-46	Saam and Roy Neal	2003	Kalas, Wheeler, Andersen, Graham and John Kruk
1947-48	Saam and Chuck Thompson	2004-05	Kalas, Wheeler, Andersen, Graham and Tom McCarthy
1949	Saam and George Walsh	2006	Kalas, Wheeler, Andersen, Graham and Scott Franzke
1950-51	Gene Kelly and Bill Brundige	2007	Kalas, Wheeler, Andersen, Franzke and Gary Matthews
1952	Kelly and Claude Haring	2008-09	Kalas, Wheeler, Andersen, Franzke, Matthews and McCarthy
1953	Kelly and Walsh	2010-11	Wheeler, Andersen, Franzke, Matthews, McCarthy and Jim Jackson
1954	Kelly, Walsh and Herb Carneal	2012-13	Wheeler, Andersen, Franzke, Matthews, McCarthy, Jackson and Gregg Murphy
1955-59	Kelly, Saam and Haring	2014	Andersen, Franzke, McCarthy, Jackson, Murphy, Jamie Moyer, Matt Stairs and Mike Schmidt
1960-62	Saam, Haring and Frank Sims	2015-16	Andersen, Franzke, McCarthy, Jackson, Murphy, Stairs, Schmidt and Ben Davis
1963-70	Saam, Rich Ashburn and Bill Campbell	2017	Andersen, Franzke, McCarthy, Jackson, Murphy, Schmidt, Davis and John Kruk
1971-73	Saam, Ashburn and Harry Kalas		
1974-75	Saam, Ashburn, Kalas and Robin Roberts		
1976	Ashburn, Kalas, Roberts and Andy Musser		
1977-79	Ashburn, Kalas, Musser and Chris Wheeler		
1980-82	Ashburn, Kalas, Musser, Wheeler and Tim McCarver		
1983-86	Ashburn, Kalas, Musser and Wheeler		
1987-89	Ashburn, Kalas, Musser, Wheeler and Garry Maddox		
1990	Ashburn, Kalas, Musser, Wheeler, Maddox, Jim Barniak and Mike Schmidt		
1991	Ashburn, Kalas, Musser, Wheeler, Maddox, Barniak, Jim Fregosi and Kent Tekulve		
1992-93	Ashburn, Kalas, Musser, Wheeler, Maddox, Tekulve and Jay Johnstone		

## PHILLIES BROADCASTERS



### SCOTT FRANZKE

Scott made his Phillies debut in 2006, when he was named the pre- and post-game host for Phillies radio broadcasts and did radio play-by-play in the middle innings. In 2007, he took over as the main play-by-play commentator for Phillies radio broadcasts, working with Larry Andersen. The duo was honored at the Philadelphia A.I.R. (Achievement in Radio) Awards, winning for Best Live Sports Event Coverage in 2007 and 2008. In addition, last year they received the Bill Campbell Award for excellence in local broadcasting from the Philadelphia Sports Writers Association. Scott was also the winner of the 2010 and 2015 Pennsylvania Sportscaster of the Year Award, given by the National Sportscasters and Sportswriters Association.

A 1994 graduate of Southern Methodist University (SMU) with a degree in broadcast journalism, Scott began his radio career as a talk show host with Prime Sports Radio, a national all-sports radio network based in Dallas. He worked for two seasons as the part-time pre- and post-game host for his hometown Texas Rangers (1997-98) before becoming the voice of the Kane County Cougars, a single-A affiliate of the Florida Marlins (1999-2001). In 2000, Scott covered the Summer Olympics in Sydney, Australia, for Sporting News Radio. He spent four years (2002-05) in his second stint with the Rangers as the full-time studio host of the pre- and post-game shows and fill-in play-by-play announcer, winning the 2003 Katie Award for Best Radio Play-by-Play Sportscast from the Press Club of Dallas.

Scott was born in Dallas, Texas. He lives in Philadelphia with his wife Lori, son Gus, twin daughters Loretta and June, and their dog, Lady Bird.



### LARRY ANDERSEN

Larry is in his 21st season serving as a color analyst for Phillies games, making him the club's longest-tenured current broadcaster. This season, Larry chose to reduce his schedule as he will only call home games.

Larry began his broadcast career with the Phillies in 1998. He had been offered a position on the Houston Astros' broadcast team in 1997 when Larry Dierker moved from the booth to become manager, but opted instead to become pitching coach for the Phillies' triple-A affiliate at Scranton/Wilkes-Barre. In 2008, he and his radio partner Scott Franzke won for Best Live Sports Event Coverage at the Philadelphia A.I.R. (Achievement in Radio) Awards, the second straight year they won that category. Last year the duo was honored with the Bill Campbell Award for excellence in local

broadcasting by the Philadelphia Sports Writers Association.

A former relief pitcher who played 25 years of professional baseball, including 17 seasons in the major leagues with the Indians (1975-79), Mariners (1981-82), Phillies (1983-86; 93-94), Astros (1986-90), Red Sox (1990) and Padres (1991-92), Larry was 40-39 with 49 saves and a 3.15 ERA in 699 career games (1 start). In 1987, he pitched 101.2 innings, all in relief, and in 1989-90, he posted ERAs below 2.00 – 1.54 ERA in 1989 and 1.79 ERA in 1990.

Larry is famously known as being traded from the Astros to the Red Sox for future Hall of Famer Jeff Bagwell in August of 1990. He pitched in two World Series with the Phillies in 1983 and 1993 and in two League Championship Series, with Houston in 1986 and Boston in 1990. Larry holds the Phillies' club record for longest consecutive scoreless streak by a reliever (32.2 IP), set in 1984. It is also the third-longest among all Phillies pitchers, trailing Grover Alexander's 41.0 scoreless innings in 1911 and Cliff Lee's 34.0-inning streak in 2011.

After graduating from Interlake High School in Seattle, Wash., in 1971, he was drafted by the Cleveland Indians in the 7th round and made his major league debut with them in 1975. Following his playing career, Larry spent three seasons as a minor league pitching coach, first with double-A Reading (1995-96) and then Scranton/Wilkes-Barre (1997). He has served as a guest instructor at Phillies spring training the past five years.

Born in Portland, Ore., Larry has two daughters, Angie and Tania, and one son, Chase. He and his wife Kristi live in Philadelphia.



### JIM JACKSON

Jim Jackson is in his 12th season hosting the pre- and postgame shows on the Phillies Radio Network. In 2010, he added some play-by-play responsibilities and other broadcast assignments. He is also known to local sports fans as the television voice of the Philadelphia Flyers hockey team, having spent the past 25 years as the club's play-by-play broadcaster, two years on radio and the last 23 on television.

An eight-time Mid-Atlantic Emmy Award winner for sports play-by-play, Jim joined the Flyers organization in 1993 after serving as the radio voice of the Utica Devils (American Hockey League) for six seasons. In all, he has been involved in hockey play-by-play for over three decades at various levels.

Jim has previous experience in baseball play-by-play. He was the radio voice of the Utica Blue Sox of the New York-Penn League from 1986-93 and spent the summer of 2005 broadcasting the Trenton Thunder in the Eastern League. In August of 2006, Jim was the television voice of the Cal Ripken World Series on the Outdoor Life Network. In addition, he has served as a part-time host on SportsRadio 94WIP, authored a book, *Walking Together Forever: The Broad Street Bullies, Then and Now*, and provided the call for college football, basketball and lacrosse during his career. Jim also won the 2011 Pennsylvania Sportscaster of the Year Award, given by the National Sportscasters and Sportswriters Association.

Jim is a 1985 graduate of Syracuse University with a degree in broadcast journalism. He resides in Gloucester Township, N.J., with his wife Bernadette, daughter Deanna and son Johnny.

## PHILLIES BROADCASTERS



### KEVIN FRANSDEN

Kevin Frandsen joined the Phillies broadcast team in January of 2018 and will work select road games on the Phillies Radio Network.

Kevin has worked on AM radio in the San Francisco Bay area since August of 2016. He currently co-hosts "KNBR Tonight," which airs 7:00-10:00 p.m. PST on KNBR 680 AM and, prior to that, he spent a year as co-host for KNBR 1050 AM's morning drive show, "The Audible."

After being signed by the Phillies as a minor league free agent in March of 2011, the former infielder played in 174 games for the club over the 2012 and 2013 seasons and batted .280 with a .333 on-base percentage. Kevin was originally selected by his hometown San Francisco Giants in the 12th round of the 2004 draft and played parts of nine major league seasons with the Giants (2006-09; 2015), Los Angeles Angels (2010), Phillies and Washington Nationals (2014).

Kevin attended San Jose State University, where he set the all-time record for hits (246). He and his wife Amanda live in San Jose, Calif., with their daughter, Tenley.



### KEVIN JORDAN

The 2018 season marks Kevin Jordan's first on the Phillies broadcast team, but his third stint with the club, having previously spent seven seasons (1995-2001) playing on the team and six years (2007-12) as a minor league coach. Kevin called three games on Phillies radio during the 2017 season before having his role expanded this season to work select road games.

During his time in the Phillies player development system, Kevin coached for single-A Clearwater, single-A Lakewood and the rookie-level Gulf Coast League Phillies. He was originally selected by the New York Yankees in the 20th round of the 1990 draft and then traded to the Phillies as part of a five-player deal for Terry Mulholland. Kevin spent his entire major league career with the Phillies and in 560 games, he batted .258 with 70 doubles and 23 home runs playing first, second and third base.

He ranks sixth in Phillies history with 45 pinch hits.

From 1993 through 1997, Kevin spent his offseasons playing for the Brisbane Bandits in the Australian Baseball League. He would go on to manage the club for three years (2010-12), while also serving as hitting coach for Team Australia in the 2017 World Baseball Classic.

Kevin was born in San Francisco, Calif., and currently lives in Burlingame, Calif., with his wife, Nina, their son Kevin Jr. and daughter Vavineh.



### KEVIN STOCKER

A member of the 1993 Phillies National League championship team, Kevin Stocker is in his first full-time season as a radio broadcaster with the club, working select road games, after having called six games over the past two seasons.

In addition to his work with the Phillies, Kevin is also a college baseball color analyst for the Pac-12 Network and CBS Sports Network, roles he has held for the past 14 years. A former college player himself, Kevin was selected by the Phillies in the second round of the 1991 draft out of the University of Washington. He played eight seasons in the major leagues, including his first five (1993-97) with the Phillies. In 545 games for the club, Kevin batted .262 with a .347 on-base percentage and ranks fourth in Phillies history for most games played (543) at shortstop. He made his major league debut

on July 7, 1993, and played all 20 innings of the Phillies' game that night.

During the 2017 season, Kevin also broadcast four Major League Baseball games as part of the Intel True VR Game of the Week venture between MLB and Intel Corporation.

Kevin currently resides in Liberty Lake, Wash., with his wife Brooke and their daughter McKenna and sons Logan and Zach.



## PHILLIES BROADCASTERS



### BILL KULIK

The 2018 season marks Bill Kulik's 14th season as a member of the Phillies' Spanish broadcasting team and his 24th in professional baseball as a broadcaster and producer of Spanish-language sports content.

Bill established the Spanish Beisbol Network in 2001 and the company has continued to grow, adding Spanish broadcasting rights to the Philadelphia Eagles in 2012. Prior to his time with the Phillies, Bill called games for the Boston Red Sox and, between the two clubs, has been part of four World Series broadcasts (2004; 2007-09).

A native New Englander, Bill lived in Latin America for 10 years. He earned a BA from Bryant University in marketing and went to graduate school at Boston College. He and his wife Chesco reside in Moorestown, N.J., and have six children: Amanda, Arielle, KJ, Bryce, Seychelle and Quinlan.



### ANGEL CASTILLO

Angel Castillo started covering the Phillies in 2005 for *Impacto Latino* newspaper before making his debut on Phillies Spanish radio in 2006. He left the Phillies for four years (2008-11) to work the Washington Nationals Spanish radio broadcasts before returning to the club in 2012.

From 2006-08, Angel produced his own sports radio show, *Deportes de Aquí y de Allá*, which aired weekdays on WTTM 1680 AM in Philadelphia and South Jersey.

Angel was born in Santo Domingo, Dominican Republic, and is a graduate of the Superior School of Locution and Social Communication in the DR with a concentration in social communication. He has lived in Philadelphia since 2001 and he and his wife Michel have two sons, Brian and Brandon.



## PHILLIES TELEVISION NETWORK

The Phillies enter their 21st season in 2018 with the all-sports cable network NBC Sports Philadelphia. NBC Sports Philadelphia will air 140 games this year, with eight additional games being carried on NBC Sports Philadelphia+. All games airing on NBCSP and NBCSP+ are broadcast in high definition and feature *Phillies Pregame Live* and *Phillies Postgame Live* programming. The two stations will also carry 17 spring exhibition games in high definition, four on NBC Sports Philadelphia and 13 on NBCSP+.

Philadelphia's NBC10 is airing 12 Phillies games in 2018, also in high definition, including the home opener on Thursday, April 5 at 3:05 p.m. against the Miami Marlins. In addition, the Phillies will appear on ESPN's *Sunday Night Baseball* on August 19, when they take on the New York Mets in the second annual MLB Little League Classic in Williamsport, Pa.

Once again, fans will be able to stream local market MLB games, as well as pre- and postgame shows during the regular season. Authenticated NBCSP subscribers can access live MLB games anywhere in the United States via the NBC Sports app or via PC.



## PHILLIES RADIO NETWORK



All Phillies games can be heard on the team's flagship station, SportsRadio 94WIP (94.1 FM). In addition to regular season and postseason games, WIP will broadcast a total of 13 spring exhibition games and carry a full slate of Phillies pre- and post-game shows, hosted by Jim Jackson. Phillies baseball can be heard on the 21-station Phillies Radio Network throughout the tri-state area. Once again, games will be broadcast in Spanish and aired on WTTM (1680 AM), with Bill Kulik and Angel Castillo behind the microphone. Spanish-language broadcasts are also available using the SAP function during Phillies Television Network games.

### PENNSYLVANIA

City	Station	Frequency
Philadelphia#	WIP	94.1 FM
Allentown*	WSAN	1470 AM
Bloomsburg	WHLM	930 AM
Lancaster	WONN	92.7 FM
Lansdale	WNPV	1440 AM
Lebanon	WLBR	1270 AM
Levittown	WBCB	1490 AM
Pottsville	WPPA	1360 AM
Reading	WEEU	830 AM
Scranton	WEJL	630 AM
Scranton	WQFM	100.1 FM
Sunbury	WKOK	1070 AM
Wilkes-Barre	WBAX	1240 AM
Williamsport	WRAC	1400 AM

### DELAWARE

City	Station	Frequency
Lewes	WGMD	92.7 FM
	(weekends)	
Wilmington	WDEL	1150 AM
		101.7 FM

### NEW JERSEY

City	Station	Frequency
Atlantic City	WMID	1340 AM
Atlantic City*	WIBG	1020 AM
		101.3 FM
Lindenwold#*	WTTM	1680 AM
Wildwood	WCMC	1230 AM
Wildwood	WZXL	100.7 FM
Wildwood Crest	WEZW	93.1 FM

# Flagship station; \* Spanish broadcast



# 2018 MEDIA INFORMATION

## BALLPARK ENTRANCE

All media should enter Citizens Bank Park at the Staff & Media Entrance located on Darien Street (east side of the ballpark).

## CLUBHOUSES

Both clubhouses are on the Service Level (visiting, third base side; Phillies, first base side). The Service Level is one level below street level (Main Concourse). Shortly after entering the Staff & Media Entrance, there is a stairway on the right side that accesses the Service Level. Or, see ELEVATOR.

## MEDIA INTERVIEW ROOM

The Media Interview Room is also on the Service Level located behind home plate between the two clubhouses. Press conferences, as well as the manager's postgame media conference, are held in this room.

## PRESS BOX

The Press Box, including broadcast booths, Press Dining Room, Media Relations Workroom and library is located on the Hall of Fame Club Level behind home plate.

## ELEVATOR

An elevator dedicated to the media is located behind home plate. After entering the ballpark at the Staff & Media Entrance, turn left on the Main Concourse and walk toward home plate. Look for the "Media Only" sign on the Main Concourse. This elevator will access the Service Level (clubhouses, Media Interview Room, field) and Press Box (Level 2).

## STAIRWAY

A stairway is adjacent to the media elevator and can be used to access all levels.

## FIELD ACCESS

Access to the field for all media is through a field level entrance adjacent to the visiting team's third base dugout. This runway can be accessed via a hallway located between the elevator and Media Interview Room on the Service Level. Media seeking to return to the Press Box during batting practice or any other time when the Phillies clubhouse is closed are required to use this entrance to return to the media elevator. The field and dugouts will be cleared of all non-uniformed personnel 45 minutes prior to game time. Phillies rules prohibit children (15 or under); MLB rules prohibit friends. We thank you for your cooperation.

**Please note:** Media are asked to avoid standing on the grass.

## PHOTO WORKROOM

The Photo Workroom is located on the Service Level behind home plate in the hallway that leads to the third base field entrance. Still photographers have field level positions at the outfield end of both the third base and first base dugouts.

## MEDIA RELATIONS WORKROOM

Located behind the broadcast booths is a Media Relations Workroom that contains a fax machine, copier and supplies, plus a workstation for the visiting PR representative. All media notes will be reproduced in this room pre-game. A complete baseball library providing numerous publications for research purposes is located adjacent to the Workroom. See a Baseball Communications representative for access to the Media Relations Workroom and library. Please keep in mind the Media Relations Workroom is to be used for reference purposes only.

## CREDENTIALS

Working press credentials or Baseball Writers' Association of America credentials are required in order to gain access to the ballpark and other locations (field, clubhouses, Media Interview Room, Press Box and Press Dining Room). Photographer credentials provide access to the field, Press Dining Room, Media Interview Room, Photo Workroom and field level photo positions.

## LOST CREDENTIALS

Those members of the media who lose a Phillies credential will be asked to submit a \$25 check to The Phillies, prior to being issued a new credential.

## CLUBHOUSE ACCESS

Both clubhouses open at 3:35 p.m. (for 7:05 p.m. games) in accordance with Major League Baseball regulations. The Phillies clubhouse is closed when the team is on the field taking batting practice. For day games, the clubhouse is also closed when the team is on the field taking batting practice and/or 45 minutes prior to game time. Media needing interviews when the clubhouse is not open should make arrangements with a Baseball Communications representative.

Members of the media are welcome when the clubhouses are open. Please keep in mind the clubhouse is open for media business purposes, not for lounging or socialization. Both teams appreciate your cooperation.

**Cell phones:** According to a Major League Baseball directive, members of the media must have cell phones turned off upon entering the clubhouse. Absolutely no transmitting (phone calls/texts/e-mails/social media updates) is allowed in the clubhouse.

## MANAGER AVAILABILITY

The manager is available following every Phillies home game in the Media Interview Room. For 7:05 p.m. games, the manager is available at 4:00 p.m. There is no formal pregame availability on day games.

## PRESS BOX SEATING

Some seats in the three-row Press Box are permanently assigned. Check the seating diagram posted daily in the Press Box area. Radio and TV media members occupy the first base end of the Press Box; print media the home plate end. Please keep in mind the Press Box is a working area, not a spectator location. Children and friends are prohibited.

# 2018 MEDIA INFORMATION

## MEDIA DRESS CODE

In accordance with a MLB directive, media covering games and MLB events are asked to dress in an appropriate and professional manner that reflects their respect for their colleagues, the teams and the players they are covering. Clubhouses, dugouts, press boxes, interview rooms and the playing field are working areas, and the Phillies, as well as MLB, expect members of the media to adhere to a business casual dress code. In that regard, media members are requested to follow these guidelines:

- Flip-flops are not permitted in clubhouses
- Jeans should be clean, neat and presentable (e.g., ripped jeans should be avoided)
- T-shirts bearing offensive, disrespectful or inappropriate messages are not permitted
- Clothing bearing MLB club logos should not be worn in the press area
- Clothing should be appropriate for a business casual work environment. The following are some non-exclusive examples of apparel that should be avoided:
  - ★ Sheer or see-through clothing
  - ★ Excessively short skirts, dresses or shorts (e.g., cut more than 3-4 inches above the knee)
  - ★ Tank tops, muscle shirts, one-shouldered or strapless shirts
  - ★ Clothing exposing bare midriffs or visible undergarments

We ask all members of the media to respect these guidelines. MLB will consider appropriate actions in those cases in which the guidelines are violated.

## INTERNET/PHONE

Wireless internet is available throughout the press box area and in the photo workroom. There is an ample supply of complimentary high-speed ethernet lines available in the Press Box as well as in the Photo Workroom. If needed, ethernet cables are available to purchase on-site for \$10 (cash only) at each home game. There is also an ample supply of pool phones available in the Press Box. If you would like to purchase your own dedicated private line in the Press Box or Photo Workroom, analog lines are available to purchase for an annual fee of \$150 per line (restricted to credit card, collect, calling card, or 800 number calls).

## PRESS DINING ROOM

Located behind the Press Box, the Press Dining Room opens one and a half hours prior to game time. The meal price is \$10, and food is served until 30 minutes after the start of the game. The beverage area remains open during the game and postgame. Children and friends are prohibited.

## SMOKING

Smoking is not permitted inside Citizens Bank Park.

## STAFF

We look forward to working with you during the 2018 baseball season. Our offices are located on the Suite Level, which is one level below the Press Box/Hall of Fame Club Level.



**Bonnie Clark**  
Vice President,  
Communications  
(x5371)



**Greg Casterioto**  
Director,  
Communications  
(x5297)



**Chris Ware**  
Manager,  
Baseball  
Communications  
(x5245)



**Diego Etedgui**  
Communications  
Representative/  
Spanish Language  
Translator  
(x5328)



**Kenny Ayres**  
Baseball  
Communications  
Assistant  
(x5142)



**Jim Hogan**  
Baseball  
Communications  
Assistant  
(x5248)



**Deb Rinaldi**  
Publicist, Business  
Communications  
(x5391)



**Lauren Testa**  
Communications  
Assistant  
(x5496)

## PHILLIES IN THE COMMUNITY

Through both Phillies Charities, Inc. and the club's ongoing community outreach efforts, the Phillies have a continued presence in the community throughout the year.

**Phillies Charities, Inc.** is the charitable arm of the Phillies organization, serving Pennsylvania, New Jersey and Delaware, as well as areas near the Phillies' minor league affiliates. Continued fan support enables fundraisers, including the **Phantastic Auction**, **50/50 Drawing**, **Phillies Charities 5K** and many memorabilia auctions, to contribute largely to a Phillies Charities Grant Fund. Grants are awarded on a regular basis to primarily local organizations serving a wide variety of needs. In 2017, more than \$1.2 million was awarded.

Since 1984, when the ALS Association Greater Philadelphia Chapter became the team's primary charity, the Phillies have raised nearly \$17.7 million for the fight against ALS, the devastating, always-fatal, progressive neuromuscular disorder. In 2017, the **Phillies Phestival**, an annual event to help raise funds for patient services and research, raised \$656,500.

Each year, the Phillies provide children with the opportunity to play baseball and softball throughout the Delaware Valley by providing local leagues with uniforms and equipment, along with other resources. Over 7,000 deserving children, ages 5-18, participate in the **Jr. RBI League (Reviving Baseball in Inner Cities)**, sponsored by Citizens Bank, and the **Phillies RBI League**, sponsored by Turkey Hill Dairy.



*Runners celebrate at the finish line at the Phillies Charities 5K.*



*Aaron Nola leads a pitching clinic as part of the Phantastic Auction.*



*Cameron Rupp spends time with an ALS patient at the Phillies Phestival.*



*Youth baseball players participate in a clinic at the Phillies MLB Urban Youth Academy*

The **Phillies MLB Urban Youth Academy**, sponsored in part by the local Chevrolet dealers, provides free, year-round instruction to RBI players in Philadelphia through both the baseball and softball fields at FDR Park and the Ryan Howard Training Center, which is located at the Marian Anderson Recreation Center. The state-of-the-art, 7,500-square-foot indoor training center is equipped with four retractable batting cages and also includes space for fitness training and educational and vocational programs.

The **Phillies Wives** are committed to giving back to support local charities. Each year, Phillies Wives serve on the board of Phillies Charities, Inc. and represent the Phillies on charitable projects or fundraisers. The group meets with ALS patients and participates in the Phillies Phestival every year. Over the past 11 years, the Phillies Wives have raised over \$300,000 for the Pennsylvania SPCA through their Save a Pet at the Park event and multiple pet calendars. In 2017, they teamed up with Phillies fans and Liberty USO to donate school supplies to local military children.

## PHILLIES IN THE COMMUNITY

The Phillies host a variety of educational and literacy programs for the local community. **Phanatic About Reading**, presented by Comcast, encourages children to read for a minimum of 15 minutes per day to improve literacy and comprehension skills. **Phillies Phitness**, presented by NovaCare Rehabilitation, encourages children of all ages to start on the path to a healthy future through exercise and smart food choices. Through a partnership with the City of Philadelphia Parks & Recreation Department, **Phillies Phundamentals**, an after-school/summer camp program for children 6-12 years old, uses baseball to teach and reinforce academic skills. The work of area educators is highlighted annually through **ENGIE Teacher Appreciation Night** and the **Teacher All-Star Contest**. The Phillies celebrate the science of baseball during the annual **Philadelphia Science Festival Day**. **Citizens Bank Weather Education Day**, presented by NBC10 First Alert Weather, an educational experience focused on weather, is enjoyed by thousands of children each year.



*The Phanatic rallies a crowd of students at a Phanatic About Reading assembly.*

Committed to honoring all the men and women who have served or continue to serve our country, the Phillies donated over 51,000 tickets to members of the military and their families in 2017. Members of the military, veterans and their guests receive a discounted ticket offer on **Military Discount Dates**. Throughout each season, military personnel and their families are recognized through pregame salutes and player meet-and-greets.



*J.P. Crawford and girlfriend Kathleen Carmona visit with a patient at Nemours/Alfred I. duPont Hospital for Children during Pediatric Cancer Awareness Month.*

The annual **Season of Giving** allows the Phillies to continue outreach efforts during the offseason through events such as the Children's Hospital of Philadelphia Halloween Party, Clubhouse Sleepover, Adopt-A-Phamily, Ford PAL Holiday Party and the Bethesda Project Holiday Luncheon.

The Phillies celebrate the rich cultural traditions that make up Philadelphia and its many diverse communities. Through theme nights, participation, outreach and support, the organization joins in the effort to bring fans from every walk of life together.

Our work in the community would not be possible without the dedication and support of the many friends, partners and fans who support our mission.

Learn more about the Phillies in the community and how you can get involved by visiting [phillies.com/community](http://phillies.com/community).

The **Phillies Ballgirls** act as community ambassadors for the Phillies both on and off the field. The Ballgirls make hundreds of appearances throughout the community and act as captains of the **Red Goes Green Team**, presented by Waste Management, at each home game. They host a Christmas in July Toy Drive each year, with toys being donated to organizations throughout the community during the holiday season, while also engaging with youth softball players through clinics.

Each season, the Phillies partner with **Major League Baseball** in supporting a variety of initiatives, including Mother's Day, Father's Day, Pediatric Cancer Awareness, Independence Day, Memorial Day, September 11th Remembrance, Jackie Robinson Day, Play Ball Weekend, Players Weekend, Hispanic Heritage Month and Roberto Clemente Day.



*Members of the front office serve a holiday lunch at the Bethesda Project homeless shelter.*

# CITIZENS BANK PARK DIRECTORY



## ADDRESS

The Phillies  
Citizens Bank Park  
One Citizens Bank Way  
Philadelphia, PA 19148-5249

## PHILLIES CONTACT INFORMATION

Executive Offices 215-463-6000  
Special Events (non-baseball events) 215-218-5100  
Merchandise Hotline 1-877-GO-PHILS

## PURCHASING TICKETS

Season & Group Tickets 215-463-5000  
Tickets, Information & Tours 215-463-1000  
Ballpark Group Tours (25 or more) 215-218-5360  
Online phillies.com

## TICKET OFFICE

Located at First Base Gate Entrance on Pattison Avenue.  
For all home games, additional ticket windows are open on Citizens Bank Way.

**In-game:** Ticket windows are located on the Main Concourse (behind Section 124) and the Terrace Level (behind Section 318).

## NAMING RIGHTS

Citizens Bank, \$95 million over 25 years – \$57.5 million for naming rights and \$37.5 million for the Phillies broadcast media package.

## DIMENSIONS

	Distances	Heights
Right field foul pole	330'	13'3"
Right field power alley	369'	13'3"
Center field, straightaway	401'	6'
"The Angle" (left of CF to LCF)	409'-387'-374'	19'-12'8"
Left field foul pole	329'	10'6"
Left field power alley	374'	10'6"

## SEATING CAPACITY: 43,035

## ENTRANCES

- First Base Gate (corner of Darien Street and Pattison Avenue)
- Third Base Gate (corner of Pattison Avenue and Citizens Bank Way)
- Left Field Gate (corner of Citizens Bank Way and Phillies Drive)
- Right Field Gate (corner of Phillies Drive and Darien Street)
- Suite and Club Entrances:  
Home Plate (Pattison Avenue)  
West (Citizens Bank Way)  
East (Darien Street)

## GATE OPENINGS

Main gates open 1½ hours prior to game time every day.

\*Ashburn Alley opens 2 hours before every game.  
The entrance to Ashburn Alley is the Left Field Gate.



# CITIZENS BANK PARK SEATING DIAGRAM



Visit [phillies.com](http://phillies.com) for seating and pricing information.

**Majestic** CLUBHOUSE STORE **P**  
OFFICIAL PHILLIES MERCHANDISE

OPEN YEAR-ROUND ★ 7 DAYS A WEEK ★ 10AM-6PM



## CITIZENS BANK PARK FACTS



After 33 years at Veterans Stadium, the Phillies moved into their new state-of-the-art facility, Citizens Bank Park, in 2004. The world-class ballpark – rated one of the best in the country – opened on April 3, 2004, with an exhibition game against the Cleveland Indians. Since that time, the Phillies have captured a World Series championship, two National League pennants, and five consecutive NL East titles, while countless records have been broken both on and off the field.

**ACCESSIBILITY:** Excellent regional highway access for vehicles and Broad Street Subway Line for public transportation.

**ACRES:** 21-acre site, north side of Pattison Avenue between Citizens Bank Way and Darien Street.

**ADA-FOCUSED DESIGN:** With the help of an Americans with Disabilities Act (ADA) consultant, the park was designed to be universally accessible and comfortable for all fans with disabilities.

**ARCHITECTS/DESIGN TEAM:** EwingCole and HOK Sport+Venue+Event (HOK SVE).

**ASHBURN ALLEY & NEW FAN FEATURES:** Festive outfield entertainment area; 625 feet in length covering 50,000 square feet. Area opens early so fans can watch batting practice.

- **New in Right Field:** The Yard, an interactive kids' area featuring Citizens Bank Phan Field, Phanatic Climbing Wall, Hatfield Phanatic Hot Dog Launcher and Bullpen pitching area. The Ballpark app check-in desk is also located in this area.
- **New in Left Field Plaza:** Fans will be greeted by oversized World Series trophies, as well as statues featuring Phillies retired numbers, all great for photo opportunities. Phillies championship pennants will also be on display, as well as the Phillies Wall of Fame presented by Toyota. The left field area will also feature new food options and the popular Bull's BBQ, in its new location.
- The Alley also includes the Phillies All-Star Walk, bi-level bullpens, Rooftop Bleacher seats, more food options and the Mitchell & Ness Alley Store.



**BUILDING SQUARE FOOTAGE:** 1.15 million

### BY THE NUMBERS:

Playing field: 23' below street level

Main concourse: street level

Suite level: 36' above field; 13' above main concourse

Hall of Fame Club concourse: 61' above field

Terrace concourse: 81' above field

Roof: 134' above field

**CONCESSIONS:** Joint venture between Aramark, the Phillies and World Wide Concessions. A wide variety of food and beverages, from traditional ballpark fare to foods with Philadelphia flavor, is available throughout the park at permanent locations and portable stands. The ballpark also features healthier and gluten-free food, and is rated among the top vegetarian ballparks in the country.



**CONSTRUCTION MANAGEMENT TEAM:** L. F. Driscoll Co. and Hunt Construction Group in association with Synterra, Ltd. and Don Todd Associates, Inc.

### CONSTRUCTION MATERIALS:

- Aluminum curtainwall: 83,000 square feet
- Architectural precast panels: 97,000 square feet
- Bricks in architectural precast panels: 475,000
- CMU (concrete masonry unit): 320,000 square feet
- Foundation concrete: Approximately 52,000 cubic yards
- Gallons of paint: 11,602 (primer, intermediate and top coats)
- Hand-laid brick: 450,000 bricks
- Playing field: 440,000 cubic yards (594,000 tons) of soil was excavated to 23' below street level
- Playing surface: Kentucky Bluegrass on the infield (7,000 sq. ft.), Riviera Bermuda grass in the outfield and foul territory (94,000 sq. ft.). Bermuda grass is overseeded in the fall for spring play with perennial ryegrass. All grass is provided by Collins Wharf Sod Farm, Eden, MD.
- Steel H piles: Over 4,600 were driven to depths of 70 to 110 feet; 354,000 lineal feet; Highest piece of steel: scoreboard, 212' high; light towers, 165' high
- Structural steel: 11,800 pieces of steel; approximately 11,500 tons; 252,000 bolts

## CITIZENS BANK PARK FACTS

**COOPERSTOWN GALLERY:** Thirty-four Hall of Famers (Phillies, Philadelphia Athletics and Native Sons) are honored in this area of the Hall of Fame Club.

**DIAMOND CLUB:** Premium seating area located behind home plate on Field Level; 1,281 wide, padded seats that include in-seat wait service. Guests also have use of the Diamond Clubhouse Lounge.



**ELEVATORS:** 15, 11 of which serve guests in the seating bowl.

**ESCALATORS:** Escalators are located near Sections 114, 126 and 140 to assist guests in reaching the Hall of Fame Club/ Pavilion/Arcade and Terrace Level.

**FINE ART:** Original artwork by four local artists, Dick Perez, Dane Tilghman, Max Mason and Jonathan Mandell, is on display throughout the park. Also featured: "Phillies Dream Scene," a classic oil painting by Australian artist Jamie Cooper, on display in the Suite and Club Entrance Lobby.

**FOUL POLES:** Metal poles; 85 feet high

**HALL OF FAME CLUB:** A 2,500-seat premium seating area that includes access to climate-controlled lounges with full-service bars, multiple HD TVs and upscale food options.



**KEY FEATURES:** Open Main Concourse (360 degrees) that allows fans to constantly connect with the game. Open outfield that allows a scenic view of Center City skyline. Views of the field from street level.

**LANDSCAPING:** There are over 1,000 trees, thousands of shrubs, perennials, ornamental grasses and up to three seasonal changes of annuals located around the ballpark.

### FIRSTS

From April 12, 2004

<b>Pitch</b>	LHP Randy Wolf, 1:32 p.m.
<b>Batter</b>	Reds 2B D'Angelo Jimenez
<b>Hit</b>	Jimenez (double, 1st inning)
<b>Single</b>	Reds 3B Ryan Freel, (2nd)
<b>Single by a Phillie</b>	Wolf (3rd)
<b>Double by a Phillie</b>	1B Jim Thome (1st)
<b>Triple</b>	Reds RF Austin Kearns (9th)
<b>Home run</b>	RF Bobby Abreu (1st)
<b>Walk</b>	Reds C Jason LaRue (2nd)
<b>Walk by a Phillie</b>	CF Marlon Byrd (3rd)
<b>Sacrifice bunt</b>	Reds RHP Paul Wilson (2nd)
<b>Stolen base</b>	Byrd (3rd)
<b>Run</b>	Jimenez (1st)
<b>Run by a Phillie</b>	Abreu (1st)
<b>RBI</b>	Abreu (1st)
<b>Strikeout</b>	Reds CF Ken Griffey Jr. by Wolf (1st)
<b>Wild pitch</b>	Wolf (1st)
<b>Win</b>	Wilson
<b>Loss</b>	Wolf
<b>Save</b>	Reds RHP Danny Graves


### Other Firsts (in chronological order)

<b>Postponement</b>	4/14/04, Phillies vs. Reds, due to rain
<b>Win by a Phillie</b>	LHP Rheal Cormier, 4/15/04 vs. Cincinnati

<b>Save by a Phillie</b>	LHP Billy Wagner, 4/15/04 vs. Cincinnati
<b>Night game</b>	4/16/04, Phillies 4, Expos 2
<b>Four-hit game</b>	Thome, 4/16/04 vs. Montreal
<b>Triple by a Phillie</b>	SS Jimmy Rollins, 4/18/04 vs. Montreal
<b>Walk-off HR</b>	CF Doug Glanville, 4/18/04 vs. Montreal
<b>Error</b>	Thome, 4/20/04 vs. Florida
<b>Extra-inning game</b>	4/21/04 - Marlins 8, Phillies 7, 12 innings
<b>Multi-homer game</b>	Marlins 3B Mike Lowell (3), 4/21/04
<b>Shutout</b>	4/30/04, Wolf and Cormier, Phillies 4, Diamondbacks 0
<b>CG shutout</b>	5/20/04, RHP Brett Myers, Phillies 4, Dodgers 0
<b>Grand slam</b>	Braves CF Andruw Jones, 5/27/04
<b>Day-night DH</b>	6/17/04 vs. Detroit (6-2 W/5-4 L)
<b>Inside-the-park HR</b>	Rollins, 6/20/04 vs. Kansas City
<b>Cycle</b>	David Bell, 6/28/04 vs. Montreal
<b>Triple play</b>	8/19/04 - Todd Pratt vs. HOU (Ensberg to Kent to Lamb)
<b>Grand slam by a Phillie</b>	Byrd, 8/29/04 vs. Milwaukee
<b>Two-night DH</b>	9/29/04 vs. Pittsburgh (8-4 W/8-3 W)
<b>No-hitter</b>	RHP Roy Halladay, 10/6/10, Phillies 4, Reds 0 (DS Game 1)
<b>Walk-off grand slam</b>	RF John Maberry Jr., 6/4/13 vs. Miami

## CITIZENS BANK PARK FACTS

**LIBERTY BELL HOME RUN SPECTACULAR:** Neon Liberty Bell swings and rings after Phillies home runs. Supplied by Capitol Manufacturing, the 50' high by 35' wide Bell is suspended 100' above street level.



**LIGHTING:** A new system of 539 LED fixtures featuring Total Light Control technology, installed by Musco Lighting. The system features instant on/off/dimming capabilities that will help the ballpark reduce its environmental footprint. It also includes Ball Tracker™ technology, which optimizes visibility of the ball, and unmatched light control that virtually eliminates glare from impacting players and fans.

**MERCHANDISE:** Official Phillies merchandise is available in the Majestic Clubhouse Store located adjacent to the Third Base Gate. The second level of the store features The Player's Clubhouse, dedicated to on-field apparel from MLB's Authentic Collection as well as Majestic player jerseys and t-shirts for men, women and youth. Fans may also personalize jerseys with their own name and number. The store is open year-round, 7 days a week, 10:00 a.m. to 6:00 p.m. On 1:05 p.m. or 1:35 p.m. game days, the store can only be accessed with a game ticket. The store is closed on major holidays. Souvenirs are also available in-game at the Mitchell & Ness Alley Store in Ashburn Alley, Memorabilia Store from Hunt Auctions, Phillies Authentics featuring Game-Used Memorabilia, and other retail locations throughout the ballpark.



### MILESTONES:

- November 13, 2000 - Former Mayor John F. Street announced new Phillies ballpark and Eagles stadium will be located in the Sports Complex.
- June 28, 2001 - Phillies officially unveiled the architectural design plan for their new park.
- March 26, 2002 - Workers began pouring concrete to create the foundation.
- October 17, 2002 - The first piece of red steel was installed in the scoreboard structure.
- June 17, 2003 - Citizens Bank entered 25-year naming rights partnership with the Phillies.
- September 5, 2003 - Installation of seats began.
- October 31, 2003 - Installation of natural grass playing field started.
- April 3, 2004 - Phillies vs. Cleveland Indians On-Deck Series game provided first glimpse of the park.
- April 12, 2004 - Cincinnati defeated Phillies, 4-1, before 41,626 in inaugural opener.

**NETTING:** Protective netting extends past both dugouts to Section 115 and Section 132. The protective netting behind the dugouts has been raised from 8 feet to 12 feet and is state-of-the-art "field green" material to minimize obstruction of views.

**PARKING:** 21,000 parking spaces in the Sports Complex.

**PHILLIE PHANATIC:** Part of a permanent exhibit at the National Baseball Hall of Fame and recognized by *Forbes* magazine and other media outlets as the most popular mascot in sports, the Phillie Phanatic has grown to become a recognizable symbol of the Phillies across the country and around the world. The Phanatic is a fixture at Phillies games and throughout the Delaware Valley, entertaining young and old, with over 700 community appearances annually.



**PUBLIC RESTROOM FACILITIES:** A total of 61 restrooms (24 women's, 24 men's and 13 family) are conveniently located throughout the park.

## CITIZENS BANK PARK FACTS



The Phillies' Red Goes Green program at Citizens Bank Park is in partnership with Aramark and Spectra.

- To offset the carbon footprint created by the team's utility power usage at Citizens Bank Park, the Phillies have purchased over 20 million kilowatt-hours of Renewable Energy Credits (RECs), matching 100% of electricity usage with wind and solar generation. Solar is locally sourced through Keystone Solar Project in Lancaster County, PA. 2018 is the 11th straight calendar year that the Phillies have purchased 100% renewable energy.
- The Phillies' Red Goes Green Team, presented by Waste Management, is led by the Phillies Ballgirls and consists of volunteers from local organizations who collect cans and bottles throughout the seating bowl during home games.
- Phil the Can is the official "spokescan" for the Red Goes Green program. Phil is an interactive robot, presented by Waste Management, who speaks with fans and encourages them to dispose of their recyclable items in the appropriate ballpark containers.
- There are over 100 recyclable containers placed throughout the ballpark for fans to utilize in recycling efforts.
- Food waste from all Phillies kitchens is composted through W.B. Saul High School's "Henry Got Compost" student composting initiative.
- Food that has been prepared, but not sold or served at concession stands, is donated to local shelters and soup kitchens through Rock and Wrap It Up!
- For each home run hit by a Phillies player during the season, a tree is planted as part of Home Runs for Trees, a partnership with PGW and the Pennsylvania Horticultural Society. Over 880 trees have been planted in the Delaware Valley since the inception of this program.

[phillies.com/redgoesgreen](http://phillies.com/redgoesgreen)



### RESTAURANTS:

**McFadden's Restaurant & Saloon**, open year-round; indoor and outdoor seating.

**Harry the K's Broadcast Bar & Grille**, a bi-level restaurant under the left field scoreboard.



**SEATS:** Capacity: 43,035; Color of seats: Sapphire blue; Hussey Seating Co. Seats are angled toward the infield and equipped with cup holders.

**SCOREBOARD SYSTEM:** The Phillies massive Daktronics HD-15 video display features Sony HD production technology and includes a dedicated closed captioning display to assist hearing impaired fans.

- The display could feature 49 life-size Phillie Phanatics standing next to and on top of each other
- Overall size: 76 feet high and 97 feet wide. Weight: approximately 84,420 lbs. (42.2 tons)
- Resolution: The HD-15 display exceeds 1080p HD standard with 1512 lines of resolution
- Super-wide viewing angles offer improved visibility for more fans
- Takes approximately 1,380 flat-panel televisions (at 42" each) to fill the area of the display
- If it were a consumer television, the Phillies display would be considered a 1,478" screen
- Uses state-of-the-art LED technology providing superior brightness in direct sunlight, with the capability to show up to 144 quadrillion shades of color
- Approximately 32,363 feet (6.1 miles) of wiring delivers power and data to the display

In 2016 the Phillies added an auxiliary LED video display known as "PhanaVision II" in the right field grandstand area. This display is approximately 13 feet high by 47 feet wide and mirrors much of what is shown on the larger video display – including video replays.



**SMOKE-FREE FACILITY:** Smoking is not permitted inside Citizens Bank Park.

## CITIZENS BANK PARK FACTS

**STATUES:** Richie Ashburn (Ashburn Alley), Steve Carlton (Left Field Gate), Mike Schmidt (Third Base Gate), Robin Roberts (First Base Gate), 10 feet high, sculpted by Zenos Frudakis; Harry Kalas (Main Concourse behind Section 141, near Harry the K's restaurant), 7.5 feet high, sculpted by Lawrence J. Nowlan.



**SUITES:** 70, all located between the foul poles. The luxurious suites are located directly above field level and afford spectacular views of the action.

**VENUE MANAGEMENT:** Spectra by Comcast Spectacor

**VETERANS MEMORIAL:** To commemorate the site of Veterans Stadium, the Phillies built a monument as an everlasting memorial to veterans. Located on Pattison Avenue, it includes the American flag along with bronze plaques and flags representing the Army, Marine Corps, Navy, Air Force, Coast Guard and POW/MIA.



## PHILLIE PHANATIC



**HT:** 6-6; **WT:** 300  
**AGE:** Made debut on April 25, 1978  
**BIRTHPLACE:** Galapagos Islands

Named after the team's fanatical fans, the Phanatic was created by the Phillies marketing department after the 1977 season. From that humble beginning, the beloved mascot evolved and is celebrated as part of a permanent exhibit in the National Baseball Hall of Fame in Cooperstown, N.Y. He was also recognized by *Forbes* magazine as the No. 1 sports mascot (2008 and 2011) and deemed baseball's best mascot by *Good Morning America* in 2015.

Often featured on sports highlight shows, in recent years he stepped into prime time with appearances on the NBC television show *30 Rock* and ABC's *The Goldbergs*. He's also visited the sets of NBC's *Today*, *Good Morning America*, *CBS This Morning*, ESPN's *SportsCenter* and *College GameDay*. A frequent flyer, the Phanatic has logged miles to Japan, Australia, Mexico and Europe and most notably journeyed to his homeland of the Galapagos Islands.

Dave Raymond, a graduate of the University of Delaware, was the original performer in costume and spent 16 years entertaining as the Phanatic. The current Phanatic, Tom Burgoyne, began his fanatical career in 1989 as Raymond's backup, later joining the Phillies marketing department in 1990. Over the course of his tenure, Tom has written two Phillies books, 17 children's books and a business/leadership book called *Pheel the Love*. In addition, he's developed a reading program (Phanatic About Reading) that promotes membership by encouraging kids to read on a daily basis.

Tom is a graduate of St. Joseph's Preparatory School and Drexel University (1988), where he earned a BS degree in marketing. He and his wife Jennifer have three sons, Andrew, Daniel and Matthew.



# CITIZENS BANK PARK GROUND RULES

## DUGOUT AND PHOTOGRAPHERS' AREAS

Ball striking fence or railing in front of dugout and photographers' area and rebounding onto field: **In Play**.

Ball on top step (lip) of dugout: **In Play**.

Ball striking dugout roof: **Out of Play**.

## BACKSTOP AREA

Pitched or thrown ball on ledge of backstop or signage behind home plate: **In Play**.

Ball going into camera area behind home plate: **Out of Play**.

Ball striking guy wires that support backstop: **Out of Play (No longer considered a batted ball in flight)**.

## TARP AREA

Thrown or fair ball that lodges beneath or behind canvas on-field tarp: **Out of Play**.

## OUTFIELD AREA

### Left Field:

Over the fence and in plantings: **Home Run**.

Ball strikes spectator in fair territory: **Home Run**.

### Left Center Field to Center Field:

Ball hits on or to the left of the vertical yellow line: **Home Run**.

Ball hits to the right of the vertical yellow line and rebounds back onto the field: **In Play**.

Ball hits on or to the right of the vertical yellow line and goes over the center field fence without striking the ground: **Home Run**.

### Right Center Field to Right Field:

Ball wedges in chain link fence in front of out-of-town scoreboard: **Two Bases**.

Ball strikes fence or scoreboard and goes over center field fence without striking the ground: **Home Run**.

## RULES OF INTEREST

**DOCTORED BAT:** If a filled or "doctored" bat is used, the player is to be called out and ejected from the game and is subject to additional penalties. Any balls hit by an illegal bat do not count. If the umpire sees the illegal bat before it is used, he issues a warning, but there is no penalty.

**NIGHT GAME:** Any game scheduled to start after 5 p.m. will be considered a night game. If a game is scheduled to start at 5 p.m. and is delayed for any reason it will be considered a day game. If a game is scheduled to start at 5:01 p.m. it will be considered a night game. Two-night doubleheaders shall be considered two night games.

**PINCH-HITTERS:** A player shall be considered a pinch-hitter only if he enters the game as a substitute batter and only on his first time at bat, which must be before he becomes a fielder. If the team bats around and a pinch-hitter comes up a second time in the inning in which he first appeared, he will not be considered a pinch-hitter during that second time up.

**ROSTER LIMITS:** 40 until Opening Day, when the number must be reduced to 25 until September 1, when it again becomes 40 (maximum).

**SUSPENDED GAME RULE:** For the purpose of this rule, all performances in the completion of a suspended game shall be considered as occurring on the original date of the game. A game terminated by curfew or by a prearranged time limit is a suspended game if it has progressed to be an official game (4 ½ or 5 innings). A game terminated by light failure or malfunction of a mechanical field device under control of the home club is a suspended game anytime after it begins. Rule 4.11 (d)... A called game ends at the moment the umpire terminates play. EXCEPTION: If the game is called while an inning is in progress and before it is completed, the game becomes a suspended game in each of the following situations:

- The visiting team has scored one or more runs to tie the score and the home team has not scored.
- The visiting team has scored one or more runs to take the lead and the home team has not tied the score or retaken the lead.

Suspended games shall be resumed at the exact point of suspension immediately preceding the next scheduled, single game between the two clubs at the same site.

Any legal game called due to weather with the score tied is a tie game and must be replayed in its entirety.

**WAIVER AND DRAFT PRICES:** The waiver price is \$20,000 and the Major League Draft price is \$50,000.

**YEAR OF SERVICE:** 172 days constitute a full major league year of service.

## QUALIFYING MARKS

**Batting Championship:** Highest batting average and 502 or more plate appearances. However, if there is any player with fewer than the required number of plate appearances whose average would be the highest if he were charged with the required number of official at-bats, then that player shall be awarded the championship.

**Pitching Championship:** Lowest ERA and 162 or more innings pitched.

**Fielding Championship:** Highest fielding average and (a) catcher must have played in at least 81 games; (b) infielder or outfielder must have played in at least 108 games; and (c) pitcher must have 162 innings pitched.

**Rookie:** A player shall be considered a rookie unless, during a previous season or seasons, he has (a) exceeded 130 at-bats or 50 innings pitched in the major leagues; or (b) accumulated more than 45 days on the active roster of a major league club or clubs during the period of the 25-player limit.

**Save:** Credit a pitcher with a save when:

- (1) He is the finishing pitcher in a game won by his club;
- (2) He is not the winning pitcher, and
- (3) He qualifies under one of the following conditions:
  - (a) He enters the game with a lead of no more than three runs and pitches for at least one inning, or
  - (b) He enters the game with the potential tying run either on base, at bat or on deck, or
  - (c) He pitches effectively for at least three innings.

No more than one save may be credited in each game.

**Consecutive-Game Hitting Streak:** A consecutive-game hitting streak shall not be terminated if all the player's plate appearances result in a walk, hit batsman, defensive interference or a sacrifice bunt. The streak shall terminate if the player has a sacrifice fly and no hit.

**Consecutive-Game Playing Streak:** A consecutive-game playing streak shall extend if the player plays one half-inning on defense, or if he completes a time at bat by reaching base or being put out. A pinch-running appearance only shall not extend the streak. If a player is ejected from a game by an umpire before he can comply with the requirements of this rule, his streak shall continue.

**Waivers:** Major league waivers must be secured for all major league trades from August 2 until the day after the regular season concludes. No waivers are required to trade a major league player at any other time.

### RAIN RULES

Prior to the start of a game, the right to play is vested in the home club. Once lineup cards have been exchanged, the Umpire-In-Chief shall have the sole authority to determine whether and when play shall be halted and whether and when play shall resume. He shall not call the game until at least 30 minutes after he has suspended play. He may continue the suspension as long as he believes there is any chance to resume play. The Crew Chief shall at all times try to complete a game. His authority to resume play following one or more suspensions of as much as 30 minutes each shall be absolute and he shall terminate a game only when there appears to be no possibility for completing it.

For series that begin on or after September 1, during the final series of the season between two clubs in the home ballpark of each club – even if the game has not yet begun – MLB's Executive VP of Baseball Operations (or his designee) shall be the sole authority as to whether or not a game shall be started because of unsuitable weather or the unfit condition of the playing field.

### HOW TO FIGURE

**Batting Average:** Divide at-bats into hits.

**ERA:** Multiply earned runs by nine and divide the total by innings pitched.

**Slugging Percentage:** Divide total bases by the total times at bat (not including walks, sacrifices, hit by pitcher or interference).

**On-Base Percentage:** Divide the on-base total (hits, walks, hit by pitcher, and interference) by total plate appearances (at-bats, walks, hit by pitcher and sacrifices).

**Fielding Percentage:** Divide the total putouts and assists by total chances (putouts, assists and errors).

**Winning Percentage:** Divide the number of games won by the total games played.

**Magic Number:** Determine the number of games yet to be played, add one, then subtract the number of games ahead in the loss column of the standings from the closest opponent.

## SPRING TRAINING INFORMATION

### SPECTRUM FIELD

*"If there is a gold standard among Grapefruit League ballparks, it is Clearwater's Spectrum Field (formerly Bright House Field). It is the standard by which older ballparks are evaluated and new ballparks are planned. It's not the biggest or the most historic, but on virtually every level it's the nicest, and it works very well on a functional level: you never, ever feel crushed or crowded, even when you're queuing up for parking or an entrance to the ballpark. We really can't think of a better time at a spring training game than to spend the afternoon at Spectrum Field." – springtrainingonline.com*

Fans certainly have enjoyed spending the afternoon at Spectrum Field since it first opened 14 years ago. As the Phillies entered their 15th spring at their Clearwater home, total attendance stood at 1,784,310.

Of that total, 113,037 were there in the first year, easily breaking the spring record (94,811 in 1994) at Jack Russell Memorial Stadium, where the Phillies trained starting in 1955. Attendance for the first year there was a meager 16,832.

The Phillies first moved to Clearwater in 1947, replacing the Cleveland Indians who moved to Tucson, Ariz. Athletic Field, with a seating capacity of 3,000, was their first home. The previous spring, the Phillies trained in Miami Beach, Fla. Because of World War II travel restrictions, the Phillies trained close to home in 1943 (Hershey, Pa.) and 1944-45 (Wilmington, Del.).

Only the Detroit Tigers have been in a Florida location longer, holding camp in Lakeland since 1934. The Tigers clobbered the Phillies, 13-1, in their first Clearwater game, March 11, 1947, before a paid crowd of 1,766 and lost the first game at Jack Russell Stadium, 4-2, on March 10, 1955, before 4,209 fans.

In 2004, the Phillies also opened a new home in Philadelphia, Citizens Bank Park. No other club ever unveiled two ballparks in the same year.

### PHILLIES SPRING TRAINING SITES

1901	Philadelphia, PA
1902	Washington, NC
1903	Richmond, VA
1904	Savannah, GA
1905	Augusta, GA
1906-08	Savannah, GA
1909-10	Southern Pines, NC
1911	Birmingham, AL
1912	Hot Spring, AR
1913	Southern Pines, NC
1914	Wilmington, NC
1915-18	St. Petersburg, FL
1919	Charlotte, NC
1920	Birmingham, AL
1921	Gainesville, FL
1922-24	Leesburg, FL
1925-27	Bradenton, FL
1928-37	Winter Haven, FL
1938	Biloxi, MS
1939	New Braunfels, TX
1940-42	Miami Beach, FL
1943	Hershey, PA
1944-45	Wilmington, DE
1946	Miami Beach, FL
1947-	Clearwater, FL

### FIRST GAME AT SPECTRUM FIELD

<b>Date:</b>	March 4, 2004
<b>Score:</b>	Phillies 5, Yankees 1
<b>Attendance:</b>	8,205
<b>First batter:</b>	CF Kenny Lofton
<b>First pitcher:</b>	RHP Vicente Padilla
<b>First hit:</b>	CF Marlon Byrd (1st-inning single)

## SPRING TRAINING GUEST INSTRUCTORS



Bobby Abreu



Larry Bowa



Brad Lidge



Charlie Manuel



Dan Plesac



Mike Schmidt



# SPRING TRAINING INFORMATION

## SPECTRUM FIELD

**Street Address:** 601 N. Old Coachman Road  
Clearwater, FL 33765  
**Telephone:** (727) GO-PHILS  
**Fax:** (727) 461-7768  
**Seating Capacity:** 8,272

## MINOR LEAGUE CAMP

**Site:** Paul Owens Training Facility  
at Carpenter Complex  
**Street Address:** 651 N. Old Coachman Road, Clearwater, FL 33765  
**Telephone:** (727) GO-PHILS  
**Fax:** (727) 726-1793

**Camp Dates:** Minor league camp opens March 4, with exhibition games against other minor league clubs starting March 13. Camp breaks on March 31.



## 2018 PHILLIES SPRING TRAINING SCHEDULE

<b>Day</b>	<b>Date</b>	<b>Opponent</b>	<b>Site</b>	<b>Broadcast</b>	<b>Time</b>
Thursday	February 22	University of Tampa	CLEARWATER		1:05 p.m.
Friday	February 23	Blue Jays	Dunedin	W	1:07 p.m.
Saturday	February 24	Orioles (ss)	CLEARWATER	N/W	1:05 p.m.
Sunday	February 25	Yankees	CLEARWATER	N/W	1:05 p.m.
Monday	February 26	Yankees	Tampa	W	6:35 p.m.
Tuesday	February 27	Tigers	CLEARWATER	N+	1:05 p.m.
Wednesday	February 28	Blue Jays	Dunedin	M	1:07 p.m.
Thursday	March 1	Yankees	CLEARWATER	N+	1:05 p.m.
Friday	March 2	Rays	Port Charlotte	M	1:05 p.m.
Saturday	March 3	Orioles	CLEARWATER	N+/W	1:05 p.m.
		Pirates	Bradenton		1:05 p.m.
Sunday	March 4	Blue Jays	CLEARWATER	N+/W	1:05 p.m.
Monday	March 5	Twins	CLEARWATER	N+	1:05 p.m.
Tuesday	March 6	OFF			
Wednesday	March 7	Red Sox (ss)	CLEARWATER	N+	1:05 p.m.
Thursday	March 8	Yankees	Tampa		1:05 p.m.
Friday	March 9	Pirates	CLEARWATER	N+	1:05 p.m.
Saturday	March 10	Rays	CLEARWATER	N+/W	1:05 p.m.
Sunday	March 11	Orioles (ss)	Sarasota	W	6:05 p.m.
Monday	March 12	Braves	Lake Buena Vista	W	6:05 p.m.
Tuesday	March 13	Rays	CLEARWATER	N+	1:05 p.m.
Wednesday	March 14	Braves	Lake Buena Vista	M	1:05 p.m.
Thursday	March 15	OFF			
Friday	March 16	Blue Jays	CLEARWATER	N+	1:05 p.m.
		Tigers	Lakeland		1:05 p.m.
Saturday	March 17	Braves (ss)	CLEARWATER	N/W	1:05 p.m.
Sunday	March 18	Twins	Fort Myers	W	1:05 p.m.
Monday	March 19	Red Sox	Fort Myers	M	1:05 p.m.
Tuesday	March 20	Blue Jays	CLEARWATER	N+	1:05 p.m.
Wednesday	March 21	Blue Jays	Dunedin	M	1:07 p.m.
Thursday	March 22	Tigers	CLEARWATER	N+	1:05 p.m.
Friday	March 23	Pirates	Bradenton	M	1:05 p.m.
Saturday	March 24	Tigers	Lakeland	W	1:05 p.m.
Sunday	March 25	Orioles	CLEARWATER	N/W	1:05 p.m.
Monday	March 26	Pirates	Bradenton	M	1:05 p.m.
Tuesday	March 27	Pirates	CLEARWATER	N+	1:05 p.m.

N – NBCSP; N+ – NBCSP+; M – MLB.com; W – WIP 94.1 FM