

2018 MEDIA GUIDE

# PADRES



TREVOR HOFFMAN 2018 HALL OF FAME INDUCTEE





## IN MEMORIAM

**DICK ENBERG**

Jan. 9, 1935 - Dec. 21, 2017

---



**ROB PICCIOLO**

Feb. 4, 1953 - Jan. 3, 2018

---



**KEVIN TOWERS**

Nov. 11, 1961 - Jan. 30, 2018





# TABLE OF CONTENTS

<b>PADRES IN THE COMMUNITY.....</b>	<b>2-5</b>	Building the 40-Man Roster.....	174
<b>2018 FRONT OFFICE.....</b>	<b>6-22</b>	Non-Roster Invitees.....	174
Front Office Directory.....	6-9	<b>2017 SEASON IN REVIEW.....</b>	<b>175-180</b>
Fowler, Ron.....	10	Season Highlights.....	175-177
Seidler, Peter.....	11	2017 Breakdown.....	178
Grupner, Erik.....	12	Ejections.....	178
Preller, A.J.....	13	Batting and Pitching Statistics.....	179
Executives.....	14-17	Disabled List.....	179
Baseball Operations.....	18-21	Win-Loss Breakdown.....	180
Petco Advertisement.....	22	Highs And Lows.....	180
<b>2018 SAN DIEGO PADRES.....</b>	<b>23-174</b>	<b>HISTORY AND RECORDS.....</b>	<b>181-238</b>
Green, Andy.....	24-25	Padres Hall of Fame.....	182-185
Coaching Staff.....	26-33	National Baseball Hall of Fame.....	186
Baseball Support Staff.....	34-36	Padres in Cooperstown.....	186
Medical Staff.....	37	Local Award Winners.....	187
MLB.com At Bat Advertisement.....	38	National Award Winners.....	188
Player Bios.....	39-172	Annual All-Star Selections.....	189
Allen, Austin.....	40	Annual Standings & Attendance.....	190
Aro, Jonathan.....	41-42	Padres Expansion Draft Selections.....	190
Asuaje, Carlos.....	43-44	Interleague Play Results.....	191
Baumann, Buddy.....	45-46	San Diego Rainouts & Delays.....	191
Brewer, Colten.....	47	Annual Records vs. Opponents.....	192
Capps, Carter.....	48-49	All-Time Records vs. Opponents.....	193
Castillo, José.....	50	Attendance Records.....	193
Cimber, Adam.....	51	Opening Day History.....	194-197
Coleman, Dusty.....	52-53	Annual Batting Totals.....	198
Cordero, Franchy.....	54-55	Retired Numbers.....	198
Córdoba, Allen.....	56-57	Annual Pitching Totals.....	199
Craig, Allen.....	58-60	Annual Batting Leaders.....	200-202
Diaz, Miguel.....	61-62	Annual Pitching Leaders.....	203-205
Dickerson, Alex.....	63-64	Career Batting Leaders.....	206
Ellis, A.J.....	65-67	Career Pitching Leaders.....	207
Erlin, Robbie.....	68-69	Single-Season Batting Leaders.....	208
Galvis, Freddy.....	70-72	Single-Season Pitching Leaders.....	209
Guerra, Javy.....	73	Low-Hit Games.....	210
Hand, Brad.....	74-76	Home Run History.....	211
Headley, Chase.....	77-80	Single-Season Records.....	212-214
Hedges, Austin.....	81-82	Single-Game Records.....	215-217
Hosmer, Eric.....	83-85	Inning Records.....	218
Jankowski, Travis.....	86-87	Doubleheader Records.....	218
Kennedy, Brett.....	88	Consecutive Records.....	219
Lamet, Dinelson.....	89-90	Rookie Records.....	220
Lauer, Eric.....	91	Batting Records By Position.....	221
Lloyd, Kyle.....	92	Relief Pitching Records.....	221
Lockett, Walker.....	93	The Last Time It Happened.....	222-223
Lopez, Raffy.....	94-95	Triple Plays.....	223
Lucchesi, Joey.....	96	Longest Games In Padres History.....	224
Lyles, Jordan.....	97-98	Longest Winning Streaks.....	224
Makita, Kazuhisa.....	99-100	Longest Padres Hitting Streaks.....	224
Margot, Manuel.....	101-102	The First Cycle.....	224
Mariot, Michael.....	103-104	Postseason History (By Year).....	225-232
Maton, Phil.....	105-106	All-Time Roster.....	233-237
McGee, Stephen.....	107	Notes.....	238
McGrath, Kyle.....	108-109	<b>OPPONENTS.....</b>	<b>239-242</b>
Mitchell, Bryan.....	110-111	<b>SCOUTING &amp; PLAYER DEVELOPMENT.....</b>	<b>243-310</b>
Myers, Wil.....	112-115	Scouting & Player Development Staff.....	244-250
Naylor, Josh.....	116	Scouts.....	251-255
Nix, Jacob.....	117	Award Winners and All-Stars.....	256
Perdomo, Luis.....	118-119	League Award Winners & Organizational Leaders.....	257
Peterson, Shane.....	120-121	El Paso Chihuahuas (Triple-A).....	258-259
Pirela, Jose.....	122-124	San Antonio Missions (Double-A).....	260-261
Quantrill, Cal.....	125	Lake Elsinore Storm (Single-A).....	262-263
Rea, Colin.....	126-127	Fort Wayne TinCaps (Single-A).....	264-265
Renfro, Hunter.....	128-130	Tri-City Dust Devils (Short-A).....	266-267
Reyes, Franmil.....	131	Arizona League Padres 1 (Rookie).....	268-269
Richard, Clayton.....	132-134	Arizona League Padres 2 (Rookie).....	270-271
Ross, Tyson.....	135-137	Dominican Summer League Padres (Rookie).....	272-273
Spangenberg, Cory.....	138-140	Dominican Republic Baseball Park.....	274
Stammen, Craig.....	141-143	2017 First-Year Player Draft.....	275
Stock, Robert.....	144-145	2017 Non-Drafted Free Agent Signings.....	275
Strahm, Matt.....	146-147	All-Time First-Round Draft Picks.....	276
Szczur, Matt.....	148-150	Padres Affiliate History.....	277
Tatis Jr., Fernando.....	151	Minor League Players.....	278-309
Torrens, Luis.....	152-153	Notes.....	310
Torres, Jose.....	154-155	<b>MISCELLANEOUS.....</b>	<b>311-325</b>
Urias, Luis.....	156	Petco Park Information.....	312-315
Villanueva, Christian.....	157-158	Communications Staff.....	316
Weir, T.J.....	159	Media Guidelines.....	316
Wick, Rowan.....	160-161	Local Media.....	317
Wieck, Brad.....	162	Broadcasters.....	318-321
Wilhelmsen, Tom.....	163-164	Spring Training.....	322-323
Wingenter, Trey.....	165	Notes.....	324
Yardley, Eric.....	166	Petco Park Seating Chart.....	325
Yates, Kirby.....	167-169		
Young, Chris.....	170-172		
40-Man Roster.....	173		





# PADRES IN THE COMMUNITY

## PADRES FAMILY ASSOCIATION

In order to inspire team fellowship and further expand the philanthropic efforts of Padre players' and coaches' wives and girlfriends, Alexis Fowler (wife of Executive Chairman Ron Fowler) and Jessie Green (wife of Manager Andy Green) formed the Padres Family Association.



Each season, in partnership with the Padres Foundation, the Padres Family Association participates in activities that raise funds and awareness for community groups throughout San Diego. Under the leadership of Alexis and Jessie, the group has contributed to organizations such as the Monarch School, which is located in Barrio Logan, serving homeless youth, and the San Diego Ronald McDonald House, which provides temporary housing for families with children being treated at Rady Children's Hospital. During the 2017 season, the group was responsible for funding the newly opened San Diego Padres/Fowler Family playroom at the Ronald McDonald House.

The group's activities include their annual fundraiser, the "Players Favorite Things Basket" auction, which involves donating, assembling and then auctioning gift baskets to fans consisting of Padre players and coaches favorite items ranging from signed jerseys, game used bats and signed balls to favorite food items and gift certificates to players' favorite restaurants. In 2018, the auction will be held on Saturday, July 14 prior to the Padres taking on the Chicago Cubs.

During the season, members of the Padres Family Association volunteer at The Monarch School, Feeding San Diego and the Helen Woodward Center for Animals, assist with the Padres Mystery Ball fundraiser, participate in the annual Celebration of Champions® for Rady Children's Hospital and the Padres Back-to-School shopping event for underprivileged children.

For further information regarding the Padres Family Association, please contact Veronica Macedo at [vmacedo@padres.com](mailto:vmacedo@padres.com).








# PADRES IN THE COMMUNITY

The San Diego Padres are committed to being active participants in the San Diego community. We strive to make a meaningful impact on the youth, military and first responder communities throughout the San Diego and Baja region. The Padres take pride in giving back to the community by implementing and supporting programs that build community pride and make a lasting difference.

## PADRES PEDAL THE CAUSE

In 2017, **Padres Pedal the Cause** continued to grow its cycling event raising funds for local cancer research and treatment centers, using the 100% model. All expenses are underwritten, meaning 100% of donations go directly to cancer research. The Padres contributed a variety of resources to Padres Pedal the Cause, and rallied support from within the baseball community, resulting in increased funding, riders, volunteers and providing Petco Park as the host venue for all weekend activities. The Padres are proud to have played a significant role in helping to raise more than \$2.4 million for collaborative, ground breaking cancer research benefitting world-class centers right here in San Diego.



- Petco Park will again host Padres Pedal the Cause in the Fall of 2018. For information about how you can get involved, visit [www.gopedal.org](http://www.gopedal.org)

## PADRES VOLUNTEER TEAM

- The Padres Volunteer Team presented by Toyota is a regional volunteer force which calls upon Padres fans to donate their time to the San Diego and Baja region's non-profits and civic organizations.
- The mission of the Padres Volunteer Team is to build awareness of, and inspire participation in serving the greater San Diego community. Launched in February 2015, the Padres Volunteer Team consists of more than 5,180 volunteers who have collectively given upwards of 21,100 hours to over 70 local non-profit organizations.
- In 2017, the Padres Volunteer Team continued its focus on serving the Tijuana and Baja region. Visits included helping pack food bags at the Banati Food Bank in Tijuana, raising funds for a dental clinic at Hospital Infantil, supporting the Boys and Girls Club of Tijuana and renovating a little league field at the Liga Municipal de Tijuana. Since its launch, the Padres Volunteer Team has supported 13 non-profits and contributed over 700 hours to San Diego's neighbouring region in Mexico.
- For more information visit [www.padres.com/volunteer](http://www.padres.com/volunteer).

## FUTURE PADRES: YOUTH BASEBALL AND SOFTBALL

### #FuturePadres Youth Baseball and Softball Program Powered by Clorox & US Bank

- For the seventh consecutive year, more than 26,000 youth baseball and softball players representing 68 leagues throughout the San Diego area received Padres-branded baseball and softball jerseys, along with matching caps and headbands as part of their official league uniforms.
- With support from Clorox and US Bank, the Padres' investment in local youth baseball and softball has saved leagues over \$4 million. By providing jerseys and caps/headbands to leagues free of charge, the leagues are able to reallocate funds typically budgeted towards uniforms to other areas of need such as field maintenance, landscaping equipment and concession stand improvements. In some cases, leagues have been able to significantly drop registration fees, creating an environment where more kids have the opportunity to play, and come to love, the game of baseball and softball.



### Padres Baseball Camps

- In 2016 the Padres launched a series of summer baseball camps across San Diego County for boys and girls of all skill levels, ages 5-12. Nearly 270 campers enjoyed the week-long experience in 2017, which returns for a third consecutive year in 2018. Campers can look forward to another year of exceptional instruction, competition and games, an official Padres Baseball Camp uniform, a signed photo, meet and greet with current or former Padres players and coaches and two tickets to a Padres game for an on-field experience at the end of the summer.
- For more information, visit [www.padres.com/playball](http://www.padres.com/playball).





# PADRES IN THE COMMUNITY

## Jr. RBI/ RBI (Reviving Baseball in Inner Cities)

- In partnership with Mission Federal Credit Union, the Jr. RBI and RBI programs provide free baseball and softball opportunities to more than 1,000 underserved youth through skill development clinics, character development and friendly competition.
- The Jr. RBI/RBI programs engage baseball and softball players ages 5 to 18 in a program designed to teach life lessons and build self-esteem through both baseball and softball. The Padres host Jr. RBI and RBI through relationships with military and community organizations throughout the region. For more information, visit [www.padres.com/playball](http://www.padres.com/playball).

## STAR/PAL (SPORTS, TRAINING, ACADEMICS AND RECREATION/POLICE ATHLETIC LEAGUE)

- In coordination with the Padres, STAR/PAL facilitates five (5) youth baseball skills clinics throughout the county. Clinic instructors are volunteers from the county's law enforcement agencies, allowing kids to have a positive interaction with the law enforcement community in a fun environment.

## EDUCATION

### Teacher Appreciation Night presented by National University

- Each year the Padres, with the support of partner National University, recognize the region's District Teachers of the Year, placing these celebrated educators in the spotlight and allowing our fans to say thank you and recognize our region's best.

## HONORING THOSE WHO SERVE - OUR MILITARY AND FIRST RESPONDER COMMUNITY



Since 1994, honoring and supporting San Diego's 800,000 veteran, active duty, retired service members and their families has been a priority. The San Diego Padres are widely considered the "Team of the Military", and are honored to be known as the first team in Major League Baseball to have a dedicated Military Affairs department and staff. As the city with the largest military footprint in North America, this continues to evolve as a natural and authentic partnership.

- **Military Sundays:** Every Sunday home game is a Military Appreciation Day to honor and thank our military, veterans, families and the non-profit organizations that support them. This year, 12 Military Appreciation Days will kick-off on April 15 with Military Opening Day celebrating San Diego's extensive military community that includes many of our hometown heroes. The Padres will once again honor each branch of the Armed Services with individual Branch Appreciation Days with every Sunday featuring Padres players wearing a version of the club's camouflage jerseys.
- **Marine Recruit Sundays:** Continuing a long-standing tradition with the Padres, recruits from Marine Corps Recruit Depot are permitted to attend a Sunday Padres home game prior to graduation. This visit is of significant importance because it represents the first time the recruits are permitted to wear the USMC uniform in public.
- **Player Outreach:** Padres players visit with members of the Armed Forces both at Petco Park and on local military installations and hospitals including the Naval Medical Center San Diego. During the season, the Padres conduct alumni softball games on local military installations where both current players and alumni have the opportunity to visit and interact with our local military members and their families.
- **Military Ticket Discounts:** The San Diego Padres will continue to honor and support our military members and their families throughout the 2018 baseball season. Active Duty, Reserve, Retired or Dependents can purchase tickets at a generous discounted price online at [padres.com/military](http://padres.com/military) through verification by GovX and at the Petco Park ticket windows with a valid military or dependent ID. Discounts include 25% off any available ticket for games Monday through Saturday and 50% off for Military Sunday games. Veterans who have served can enjoy the same discount at Petco Park ticket windows with a Veterans Identification Card or "Padres Veteran Appreciation" card, obtainable at the nearest Vet Center.
- **Reenlistments:** The Padres are proud to host service members who choose to reenlist and continue to serve our country. These service members' formal reenlistment ceremonies are held on the field at Petco Park prior to a home game. This is a small way in which the Padres thank and honor service members, and their families, for their continued dedication to our nation.
- For more information, visit [www.padres.com/military](http://www.padres.com/military).







# PADRES IN THE COMMUNITY

- **First Responder Fridays:** The Padres are proud to continue recognizing San Diego's First Responder community, specifically police, fire-rescue and sheriff personnel and their families, for their service to San Diego. This multi-faceted appreciation program includes special pregame ceremonies, in-game recognition and generous ticket discounts for first responders. Tickets for first responders and their families are available at [www.padres.com/firstresponder](http://www.padres.com/firstresponder) through verification at GovX.com, and at Petco Park ticket windows with valid proof of first responder status. The Padres and their sponsors also provide financial support and awareness to the many non-profits that support this special community.
- For more information, visit [www.padres.com/firstresponder](http://www.padres.com/firstresponder).



## QUE PADRE (“HOW COOL”)

- **Hispanic Celebrations at the Ballpark:** During the year, the Padres will showcase Baja California and Hispanic culture and traditions at Petco Park with food, drink exhibitions, performances, recognitions and many other fun activities for everyone. Also, in appreciation of our fans on both sides of the border, on select dates, the Padres will offer specially priced promotions for families. Hispanic Heritage Weekend will take place from September 14-16 and will commemorate Mexican Independence with activations throughout the weekend.
- **Padres “Estrellas”:** This program, in partnership with local school districts and non-profits, supports the effort to recognize and celebrate students who are succeeding. Each school is encouraged to determine what “success” looks like in their schools. The Padres, through the Estrellas program, honor these students. In 2017, the “Estrellas” program honored over 50 students who displayed a personal or leadership commitment to living a healthier lifestyle, who strived for continued academic improvement, and/or improved their citizenship grades throughout the year. Once a month, the selected students will be hosted by the team to watch batting practice, meet and greet with Padres players and be recognized during a pregame ceremony.
- **Comunidad Awards:** For the seventh consecutive year, the Padres will recognize four individuals or organizations making a positive impact with the region's Hispanic community in support of the Padres Foundation's four areas of emphasis - LIVE, LEARN, PLAY and SERVE. Nominations are received through [www.padresbeisbol.com](http://www.padresbeisbol.com) and the winners are selected by the Padres' Hispanic Advisory Council. The Comunidad Award winners are recognized during Hispanic Heritage Weekend celebrations at the ballpark and are presented with a check from the Padres Foundation in support of a charity of their choice. For information on past winners, visit [www.padres.com/comunidad](http://www.padres.com/comunidad).
- **Tijuana:** The Padres will continue to partner with the Boys & Girls Clubs of Tijuana to support their educational and recreational programs benefitting families living in underserved areas. The Padres have committed to providing support to this branch - the first of its kind in Mexico - allowing more kids to enjoy the games of baseball and softball in a safe, welcoming environment. The youth players are outfitted in Padres jerseys and caps donated by the club.

In 2017, the Padres hosted a baseball and softball clinic for over 200 boys and girls in partnership with IMDET (Tijuana's Sports Institute). In 2018, the Padres will host two clinics in Tijuana throughout the year and continue to support youth baseball and softball in the region.

Additionally, the Padres will continue to support organizations and community events such as Fundación Castro Limon, Fundación Teleton, Hospital General and Hospital Infantil de las Californias, among others. For more information, visit [www.padresbeisbol.com](http://www.padresbeisbol.com)







## THREE COMMITMENTS OF PADRES OWNERSHIP

- 1) To field a team worthy of the fans support with the goal of competing for a World Series Championship each season.
- 2) To provide a fun, affordable and entertaining experience at Petco Park and to market that experience to a diverse fan base throughout the entire San Diego and Baja California region.
- 3) To be active and vital members of the community.

### OFFICERS

Executive Chairman .....	Ron Fowler
General Partner .....	Peter Seidler
Chief Operating Officer .....	Erik Greupner
Executive Vice President, General Manager .....	A.J. Preller
Senior Vice President, Ballpark Operations/General Manager Petco Park .....	Mark Guglielmo
Senior Vice President, Chief Marketing Officer .....	Wayne Partello
Senior Vice President, Chief Financial Officer .....	Ronda Sedillo
Senior Vice President, Community & Military Affairs .....	Tom Seidler

### EXECUTIVE SUPPORT STAFF

Executive Assistant to Executive Chairman .....	Katie Adamson
Special Advisor to the Executive Chairman .....	Bill Johnston
Executive Assistant to Chief Operating Officer .....	Virginia Schang
Executive Assistant to the Senior Vice President, Chief Financial Officer .....	Kim Romano
Executive Assistant to Baseball Operations .....	Michaelene Courtis

### ACCOUNTING & FINANCE

Director, Accounting .....	Chris James
Manager, Accounting .....	Devin Carr
Senior Financial Analyst .....	Kara Vermeulen
Senior Accountant .....	Gina Jarin
Accountant, Ticketing & Special Events .....	Corey Bystedt
Staff Accountant, Accounts Payable .....	Dennis Donovan
Staff Accountant, Accounts Receivable .....	Tanner Franklin
Supervisor, Payroll .....	Lennie Austria
Specialist, Payroll .....	Matt Brynie
Coordinator, Purchasing & Diverse Business Partner .....	Doris Middleton
Assistant, Accounts Payable .....	Sue Kopas

### BALLPARK MANAGEMENT

Senior Director, Ballpark Operations .....	Nick Capo
Senior Director, Security & Transportation .....	Leonard Davey
Director, Event Operations .....	Ken Kawachi
Director, Field Operations .....	Matt Balough
Director, Security & Transportation .....	Matt Kennedy
Director, Guest Services .....	Kameron Durham
Assistant Director, Field Operations .....	Peter Hayes
Senior Manager, Guest & Premium Services .....	Christina Hall
Manager, Event Operations .....	Christian Mua
Manager, Ballpark Security .....	Jim Aladits
Supervisor, Guest Services .....	Lauren Sjursen
Coordinator, Guest Accessibility Services .....	Robin Smith
Coordinator, Loading Dock .....	Gabe Soto
Administrative Coordinator, Event Operations .....	Kimberly Leth
Logistics Coordinator, Event Operations .....	Christian Mua
Assistant, Ballpark Operations & Events .....	Monica Vogan
Assistant Groundskeeper .....	Robert Gladwell
Assistant Groundskeeper .....	Michael Soper
Grounds Crew .....	Dominic Quezada

### PRODUCED BY THE SAN DIEGO PADRES COMMUNICATIONS DEPARTMENT

Darren Feeney - Editor  
Ashley Strauss - Graphic Designer

#### DESIGN/EDITORIAL ASSISTANCE

Wayne Partello    Craig Hughner    Danny Sanchez    Vanessa Dominguez    J.P. Nolan    Tom Seidler  
Bill Center    Jesse Agler    Katie Jackson    Nicole Miller    Connor Novak    Mia Spano

#### INTERIOR PHOTOGRAPHY

Andy Hayt    Scott Wachter    Kevin Dodge

#### PRINTING

Ben Franklin Press • Tempe, AZ

#### STATISTICS

MLB Baseball Information System    Elias Sports Bureau    Stats LLC    Baseball-Reference.com    MiLB.com    Retrosheet.org (Dave Smith)

The information contained within the 2018 San Diego Padres Media Guide is accurate as of February 14, 2018. It is intended for use by accredited media members. Those desiring to use this information for commercial purposes must contact the Padres Media Relations Department at (619) 795-5265.

For more information about the Padres visit:

[www.padres.com](http://www.padres.com)    [www.padres.com/friarwire](http://www.padres.com/friarwire)    [www.padresbeisbol.com](http://www.padresbeisbol.com)    [www.facebook.com/padres](http://www.facebook.com/padres)  
[www.twitter.com/padres](http://www.twitter.com/padres)    [www.twitter.com/lospadres](http://www.twitter.com/lospadres)



## BALLPARK FACILITIES MANAGEMENT

Senior Director, Facility Services.....	Randy McWilliams
Director, Facilities Services.....	John McEvoy
Manager, Facilities Services.....	James Gregoire
Chief Engineer.....	John Cooper
Senior Facilities Engineer.....	David Craven
Senior Facilities Engineer.....	Jose Garcia
Senior Facilities Engineer.....	Steve Heimer
Senior Facilities Engineer.....	Stan Romio
Facilities Engineer.....	Lamar Lane
Facilities Engineer.....	Albert Rios
Facilities Engineer.....	Markez Tamayoshi
Facilities Engineer.....	Bruce Wafer
Painter.....	Manuel Sanchez

## BASEBALL OPERATIONS

Vice President, Assistant General Manager.....	Fred Uhlman, Jr.
Assistant General Manager.....	Josh Stein
Vice President, Scouting Operations.....	Don Welke
Senior Advisor, Baseball Operations.....	Trevor Hoffman
Senior Advisor to the General Manager/Director, Player Personnel.....	Logan White
Director, Baseball Operations.....	Nick Ennis
Director, Amateur Scouting.....	Mark Conner
Director, Professional Scouting.....	Pete DeYoung
Director, Player Development.....	Sam Geaney
Director, International Scouting/Field Coordinator.....	Chris Kemp
Director, Player Health & Performance.....	Don Tricker
Director, Baseball Systems.....	Wells Oliver
Director, Baseball Information Services.....	Matt Klotsche
Director, Player & Staff Services.....	TJ Lasita
Special Assistant, Baseball Operations.....	Mark Loretta
Special Assistant to the GM.....	James Keller
Special Assistant, Scouting.....	David Post
Special Assistant, Player Development.....	Moises Alou
Special Assistant, Player Development.....	Steve Finley
Assistant Director, Player Development.....	Ben Sestanovich
Senior Analyst.....	David Cameron
Analyst, Baseball Research & Development.....	Tristan Sandler
Manager, Advance Scouting & Baseball Operations.....	Patrick Coghlan
Coordinator, Amateur Scouting.....	Sam Ray
Coordinator, Major League Translation & Baseball Operations.....	David Longley
Coordinator, Amateur Scouting & Baseball Operations.....	Layne Gross
Director, Pacific Rim Operations.....	Acey Kohrogi
Director, Applied Sports Science.....	Seichiro Nakagaki
Director, Professional Development.....	Jason Amoroso
Coordinator, Video Scouting & Player Development.....	Ethan Dixon
Head Athletic Trainer.....	Mark Rogow
Assistant Athletic Trainer.....	Paul Navarro
Assistant Athletic Trainer.....	Will Sinon
Strength & Conditioning Coach.....	Brett McCabe
Physical Therapist.....	Scott Hacker
Manager, Clubhouse & Equipment.....	Spencer Dallin
Manager, Visiting Clubhouse.....	David Bacharach
Manager, Scouting & Player Development Video Operations.....	Matt Simonetti
Manager, Peoria Clubhouse.....	Zach Nelson
Manager, Peoria Operations & Spring Training.....	Todd Stephenson
Assistant Equipment Manager & Umpire Room Attendant.....	Tony Petricca
Major League Interpreter.....	Kenji Aoshima
Clubhouse Assistant – Home.....	James Bigler
Clubhouse Assistant – Home.....	Josh Verneti
Clubhouse Assistant – Peoria.....	Kyle Ross

## BROADCASTERS

Broadcaster.....	Jesse Agler
Broadcaster.....	Mark Grant
Broadcaster.....	Tony Gwynn Jr.
Broadcaster.....	Carlos Hernandez
Broadcaster.....	Ted Leitner
Broadcaster.....	Don Orsillo
Broadcaster.....	Eduardo Ortega
Broadcaster.....	Bob Scanlan

## BUSINESS ANALYTICS

Director, Business Strategy & Analytics.....	Scott Robish
Manager, Business Strategy & Analytics.....	Matt Sullivan
Senior Manager, CRM Operations.....	Lisa Beno
Business Analyst.....	Brendan Freeman



## COMMUNICATIONS

Director, Communications .....	Craig Hughner
Manager, Communications.....	Danny Sanchez
Manager, Media Relations & Baseball Information.....	Darren Feeney
Coordinator, Communications .....	Vanessa Dominguez
Coordinator, Media Relations & Baseball Information.....	J.P. Nolan

## COMMUNITY RELATIONS

Director, Public Affairs .....	Diana Puetz
Manager, Community Relations & Hispanic Outreach .....	Veronica Nogueira
Manager, Community Outreach & Padres Foundation.....	Vincent Delgado
Manager, Community Outreach & Padres Foundation.....	Connor Novak
Coordinator, Community Outreach & Padres Foundation.....	Andrea Anderson

## CONCESSIONS & HOSPITALITY

Vice President, Chief Hospitality Officer.....	Scott Marshall
Coordinator, Hospitality .....	Dan Gora

## CONTENT

Director, Content.....	Nicky Patriarca
Manager, Social Media.....	Maddie Gritsch
Analyst, Multimedia .....	Bill Center

## CORPORATE PARTNERSHIPS

Vice President, Corporate Partnerships .....	Sergio del Prado
Director, Partnership Services.....	Eddie Quinn
Senior Manager, Partnership Development.....	Ryan Thorvaldsen
Manager, Partnership Services.....	Nick Maranda
Manager, Partnership Services.....	Desiree Perez
Manager, Partnership Development.....	Jeff Farmer
Manager, Partnership Development.....	Alyssa Brown
Manager, Partnership Fulfillment.....	Kaitlynn Aguirre
Coordinator, Partnership Services.....	Hunter Khaleghi

## CREATIVE SERVICES

Director, Creative Services.....	Brendan Nieto
Manager, Creative Services .....	Ashley Strauss
Manager of Production .....	Kevin Dodge
Producer/Editor.....	Thomas Higdon
Graphic Designer.....	Brennan Scott
Producer, Graphics & Animations.....	Nial Nelson-Hopkins
Videographer/Producer .....	Randy Wesley

## ENTERTAINMENT & PRODUCTION

Senior Director, Entertainment, Broadcasting & Archives .....	Erik Meyer
Manager, Production Engineer.....	Hendrik Jaehn
Producer, Game Presentation .....	Shannon Landers
Manager of Archives.....	Sandy O'Toole
Manager, Scoreboard Operations.....	Jeff Praught
Manager, Video Board Operations.....	Cole Gallagher
Coordinator, Entertainment.....	Natelle Gentile

## HUMAN RESOURCES

Senior Director, Human Resources.....	Sara Greenspan
Manager, Benefits.....	Joanne Bautista
Manager, Human Resources.....	Cheryl Horner
Human Resources Generalist .....	Ian Graham
Coordinator, Human Resources .....	Noelle Sanchez
Assistant, Human Resources .....	Genevieve Torres
Supervisor, Mailroom.....	Alan Valentine
Front Desk Receptionist.....	Monica Silva

## INFORMATION TECHNOLOGY

Vice President, Information Technology .....	Ray Chan
Manager, Information Technology .....	Oscar Castro
Network Manager .....	Michael Cross
Application Developer.....	Dan Lee
Junior Applications Developer .....	Michael Kelly
Systems & Telecom Administrator.....	Hector Ortega
Desktop Support Specialist .....	Alfredo Garibay
Coordinator, Information Technology.....	Bridget McCabe

## LEGAL

Vice President, General Counsel .....	Caroline Perry
Associate General Counsel & Baseball Operations Compliance Officer.....	Stephanie Wilka

## MARKETING

Director, Marketing .....	Katie Jackson
Manager, Advertising .....	Nicole Miller
Manager, Community Marketing.....	Darryl Mendoza
Coordinator, Marketing .....	Hannah Ogden



## MILITARY AFFAIRS

Advisor, Military Affairs Rear Admiral .....	JJ Quinn USN (Ret.)
Manager, Military Affairs .....	Mia Spano

## PETCO PARK EVENTS

Director, Petco Park Events .....	Allie Asuncion
Director, Petco Park Events .....	Kristie Ewing

## SPECIAL EVENTS

Director, Special Events .....	Jaclyn Lash
Manager, Special Events .....	Stephanie Grace
Coordinator, Special Events .....	Paula Badali
Coordinator, Special Events .....	Alyssa Jackson
Assistant, Special Events .....	Kelsey Vanengelenburg

## TICKET SALES

Vice President, Ticket Sales & Membership Services .....	Eric McKenzie
--	---------------

## PREMIUM SALES

Manager, Premium Sales .....	Alec Arshst
Manager, Premium Sales .....	Ismena Castellon
Manager, Premium Sales .....	Gerald Harris
Manager, Premium Sales .....	Julia Winter

## GROUP TICKETS AND HOSPITALITY

Director, Group Tickets & Hospitality .....	Curt Waugh
Senior Manager, Group Tickets & Hospitality .....	Matt Clark
Senior Manager, Tourism & Corporate Events .....	Chelsea Dill
Coordinator, Sales Operations .....	Katie Brown
Senior Account Executive & Team Lead, Group Tickets & Hospitality .....	Ryan Eifler
Senior Account Executive & Team Lead, Group Tickets & Hospitality .....	Jenna Sain
Senior Account Executive, Group Tickets & Hospitality .....	Chris Beal
Senior Account Executive, Group Tickets & Hospitality .....	Logan Washburn
Account Executive, Group Tickets & Hospitality .....	Alden Caswell
Account Executive, Group Tickets & Hospitality .....	Brandon Drechsler
Account Executive, Group Tickets & Hospitality .....	Wayne Feret
Account Executive, Group Tickets & Hospitality .....	Joe Galati
Account Executive, Group Tickets & Hospitality .....	Lars Leweck
Account Executive, Group Tickets & Hospitality .....	Stephanie Maas
Account Executive, Group Tickets & Hospitality .....	Meagan Maroney
Account Executive, Group Tickets & Hospitality .....	Sean Nickelsen
Account Executive, Group Tickets & Hospitality .....	Derek Pharis
Account Executive, Group Tickets & Hospitality .....	Elizabeth Ramirez

## MEMBERSHIP DEVELOPMENT

Director, Premium & Membership Sales .....	Jeff Gould
Manager, Inside Sales .....	Anil Guerrero
Manager, Inside Sales .....	Carter Motley
Account Executive, Membership Development .....	Akira Abderrahman
Account Executive, Membership Development .....	Will Cannon
Account Executive, Membership Development .....	Jesse Correia
Account Executive, Membership Development .....	Aly Perna
Account Executive, Membership Development .....	Julia Personeni
Account Executive, Membership Development .....	Connor Soicher
Account Executive, Membership Development .....	Jack Spohn

## MEMBERSHIP SERVICES


Director, Membership Services .....	Sindi Edelstein
Senior Manager, Suite & Premium Services .....	Krystle Hogan
Manager, Membership Services .....	Steve Carter
Senior Account Specialist, Membership Services .....	Reyes Miranda
Senior Rookie Specialist, Membership Services .....	Abby Kremin
Account Specialist, Membership Services & Team Lead .....	Hans Hodvil
Account Specialist, Membership Services .....	Isiah Burks-Harvey
Account Specialist, Membership Services .....	Will Grant
Account Specialist, Membership Services .....	Taylor Hartman
Account Specialist, Membership Services .....	Shannon Hearne
Account Specialist, Membership Services .....	Sean Horan
Account Specialist, Membership Services .....	Mallory Kelley
Account Specialist, Membership Services .....	Marisa Kezirian
Account Specialist, Membership Services .....	Erin Miley
Account Specialist, Membership Services .....	Rachel Reap

## TICKET OPERATIONS

Director, Ticket Operations .....	Jim Kiersnowski
Senior Manager, Ticket Operations .....	Gabriel Kunde
Senior Manager, Ticket Systems .....	Ellen Lopresti
Manager, Box Office Operations .....	Ben Coleman
Assistant Manager, Box Office .....	Melissa Ascher
Assistant Manager, Box Office .....	Emily Gross
Coordinator, Ticket Systems .....	Cindy Nissen



# OWNERSHIP



## RON FOWLER

### EXECUTIVE CHAIRMAN

- Ron Fowler is the Executive Chairman and co-owner of the San Diego Padres and the Chairman and CEO of Liquid Investments, Inc. He is a principal and board member of Columbia Distributing in Oregon and Washington. Recognized as a beverage industry leader, Ron has chaired or been a member of numerous corporate and association boards over the past 40 years.
- Ron was named to the Major League Baseball (MLB) Executive Council in 2017 and currently sits on MLB's Pension Committee and Labor Policy Committee. From 2015-2016, he served as chairman of the Labor Policy Committee's negotiation with the MLB Player's Association on the new Collective Bargaining Agreement that ensures labor peace through 2021.

• Ron's special interest is higher education. In 2016, Ron and his wife, Alexis, pledged a \$25 million endowment gift to San Diego State University's (SDSU) College of Business Administration that will provide scholarships and professorships, develop a lecture series, and provide international experiences and expanded programming for SDSU business students. Additionally, he was the primary financial contributor and chaired the successful campaign to create the Entrepreneurial Management Center at SDSU and served as the first chairman of its board of governors. He is chairman emeritus of the SDSU Campanile Foundation and past chairman of the SDSU President's Advisory Board. In 2005, Ron received an honorary doctorate from SDSU. Ron served on the University of San Diego's (USD) Board of Trustees from 1996 – 2016, served as Chair of the Board for six years, and was awarded Chair Emeritus in 2016. Ron is also actively involved and supportive of his alma mater, the University of St. Thomas (Minnesota). Ron served on the St. Thomas Board of Trustees from 2009 – 2014 and on the Athletic Advisory Board from 2011 – 2014. In 2008, Ron received the John F. Cade Award in Entrepreneurship. And in 2014, he received the Distinguished Alumnus Award, both from the University of St. Thomas.

• An avid sports enthusiast, Ron is the chairman of the San Diego Hall of Champions. From 1987-1991, he was the Owner/Managing General Partner of the San Diego Sockers professional soccer team. In 1991, he was recognized as "San Diego Sports Businessman of the Year." He chaired the Mayor's Task Force on Padres Planning, helping deliver a new ballpark for San Diego. He was the founding chair of the San Diego International Sports Council and also chaired the San Diego Super Bowl Task Force and the 2003 Super Bowl Host Committee. Ron's efforts were instrumental in San Diego being awarded the 2016 Major League Baseball All-Star game.

• Ron has been recognized many times for his leadership roles in athletics, entrepreneurship and community service. In recent years, he received the first Chairman's Award from the San Diego County Board of Supervisors. He was named Herb Klein Civic Leadership Honoree by the Regional EDC, received the Downtown San Diego Partnership's Alonzo Award and was Big Brothers/Big Sisters of San Diego County's Person of the Year. In 2013, he was honored with the Guthrie Award by the Huntington's Disease Society of America. The San Diego Hall of Champions named him "Sportsman of the Year" and his generosity led to the construction of Fowler Park, the 1,700-seat ballpark on the campus of the University of San Diego (USD). In 2015, Ron was honored by the San Diego Chamber of Commerce with the Herb Klein Spirit of San Diego Award. In 2018, the Hall of Champions' annual Community Champion Award was renamed the Ron Fowler Community Champion Award in honor of Ron's "unending generosity to San Diego, the Hall and its community programs."

- Ron and his wife, Alexis, are the parents of five children and grandparents of two girls.







## PETER SEIDLER

### GENERAL PARTNER

- Peter Seidler is the General Partner of the San Diego Padres and the lead investor in the ballclub. Peter and the Padres' ownership group have made a long-term commitment to San Diego, with a focus on (1) building a perennial championship-caliber team primarily through homegrown players, (2) providing a best-in-class, fan-friendly experience at Petco Park and (3) making a substantial, positive and lasting impact on the greater San Diego community. Seidler currently sits on Major League Baseball's Ownership Committee and Investment Committee.
- Seidler is a founder and Managing Partner of Seidler Equity Partners ("SEP"), a family-oriented private equity fund that provides capital and management support to growing entrepreneurial companies across the United States and Australia. SEP was established in 1992 and manages equity capital with a market value of approximately \$3 billion. SEP has backed proven entrepreneurs with strategic support and equity capital in a variety of industries, including health/fitness, advertising, scuba diving/recreation, printing equipment, children's clothing and automotive products. The firm's philosophy is to apply a long-term and patient-strategic approach in helping entrepreneurs and the companies they have founded and built continue on a path of success, job creation and excellence.
- Peter has formed a "Tuesday Group" that meets weekly to address San Diego's homeless problem. This coalition of business, political and philanthropic leaders focuses on helping the most vulnerable segments of the homeless population. His efforts to push San Diego to "best practices" on homelessness resulted in recognition as the 2017 San Diego Public Official of the Year by the Building Owners and Managers Association, the 2017 San Diego Nice Guy of the Year, the National Conflict Resolution Center 30th Annual Peacemaker Award (2018) and the 2018 San Diego Chamber of Commerce Award for Regional Collaboration.
- As a cancer survivor (Non-Hodgkin's Lymphoma), Peter and his wife, Sheel, focus their philanthropic activities on health and medical matters. They support numerous charities, including the San Diego Chapter of the Juvenile Diabetes Research Foundation, The American Cancer Society, The Turning Point Home (a San Diego facility dedicated to treating young women with addiction-related diseases) and various health and wellness initiatives at The Mayo Clinic in Rochester, Minn. Seidler is a member of the Board of Trustees and chairs the Student Affairs Committee at The University of San Diego. He also is a member of the Board of Trustees at Sanford Burnham Prebys Medical Discovery Institute (SBP), an independent nonprofit medical research organization in La Jolla, CA.
- Seidler earned a Bachelor's degree in commerce from the University of Virginia and a Master of Business Administration from the University of California, Los Angeles.





## ERIK GREUPNER

### CHIEF OPERATING OFFICER

- Erik Greupner was promoted to his current post of chief operating officer in November 2016. Working together with executive chairman Ron Fowler, Greupner has day-to-day management responsibility for the Padres' business operations. 2018 marks his eighth season in San Diego after joining the club in December 2010.
- Prior to joining the Padres, Greupner worked as a corporate and transactional attorney with the international law firm Gibson, Dunn & Crutcher LLP. While at Gibson Dunn, he advised senior management of public and private companies in general corporate matters, acquirers and targets in mergers and acquisitions transactions, and institutional investors and fund sponsors in the formation and operation of private investment funds.
- Prior to his time with Gibson Dunn, Greupner worked in sales management roles with Goldman Sachs & Company, Scudder Weisel Capital, LLC and Life Time Fitness.
- Greupner earned his Juris Doctor degree magna cum laude from the University of San Diego School of Law, where he was a member of the Order of the Coif. He served as a judicial intern for the Honorable M. Margaret McKeown, U.S. Court of Appeals, Ninth Circuit.
- A native of Minneapolis, Minn., Greupner graduated cum laude from Wheaton College, Illinois with a Bachelor of Arts degree in philosophy and communications. He currently serves as the Chairman of the advisory board of trustees of Rady Children's Hospital Foundation and on the board of directors of the San Diego Regional Chamber of Commerce. He and his wife, Laura, have a son, Thomas, and two daughters, Ella and Kate.







## A.J. PRELLER

### EXECUTIVE VICE PRESIDENT/GENERAL MANAGER

- A.J. Preller was named executive vice president/general manager of the San Diego Padres on August 6, 2014. He joined the Padres from the Texas Rangers, where he previously served as assistant general manager, overseeing the player development and scouting departments and serving as a key advisor on all player acquisitions. Since becoming general manager, Preller has made a number of key additions to the club in multiple areas, including the Major League roster, the player development system and the baseball operations department.

- Heading into the 2017 season, Preller signed first baseman Wil Myers to the largest contract in franchise history, locking down the All-Star through the 2022 season with a club option for 2023. In 2016, Preller oversaw the acquisition of a significant level of talent that bolstered the club's farm system rating from No. 20 to No. 3 in Major League Baseball, according to ESPN. Midseason trades of Drew Pomeranz, Andrew Cashner and James Shields yielded a talent haul including INF Fernando Tatis Jr., the club's top prospect (Baseball America), as well as INF Josh Naylor and RHP Anderson Espinoza.

- In the first round of the 2017 First-Year Player Draft, Preller drafted and signed Gatorade Male High School Athlete of the Year, LHP MacKenzie Gore, now ranked as the No. 2 prospect in the Padres' system (Baseball America). With six picks in the top 85 in the 2016 MLB First-Year Player Draft, Preller added RHP Cal Quantrill, now ranked as the No. 4 prospect in the organization by Baseball America, as well as infielder Hudson Potts, LHP Eric Lauer, outfielder Buddy Reed, and RHPs Reggie Lawson and Mason Thompson. Preller and his team made an unprecedented number of international signings in 2016, including Adrian Morejon, Jorge Oña, Gabriel Arias, Luis Almanzar and Jeisson Rosario, all of whom are ranked in MLB.com's Top 30 international prospects, as well as dozens of others including Tirso Ornelas and Michel Baez.

- Shortly after the 2015 season came to an end, Preller hired new field manager Andy Green to lead the Major League team and build the Major League coaching staff. After standing firm at the 2015 trade deadline, Preller later acquired four of the Red Sox organization's top prospects in exchange for Craig Kimbrel, including infielder Javier Guerra, left-hander Logan Allen and outfielder Manuel Margot, who made his Major League debut in 2016.

- In his first offseason with the Padres, Preller acquired outfielders Matt Kemp, Justin Upton and Wil Myers, as well as catcher Derek Norris, all in a span of 24 hours on December 19, 2014. Those moves were among a total of 30 transactions in that timeframe, a Major League record for a day's worth of transactions. In addition, he acquired right-handed pitcher Brandon Maurer via trade. Preller made key acquisitions while retaining top prospects Austin Hedges, who went on to make his Major League debut in 2015, and Hunter Renfroe, who made his debut in 2016.

- Preller has made key additions to the Padres baseball operations department, including Vice President, Scouting Operations Don Welke, Senior Advisor to GM/Director of Player Personnel Logan White, Director of Player Development Sam Geaney and International Scouting Director Chris Kemp, as well as Special Assistants Moises Alou, Dave Post and James Keller. Preller also promoted Pete DeYoung to director of professional scouting and Mark Conner to director of amateur scouting. In January 2018, he hired FanGraphs managing editor Dave Cameron as a Senior Analyst.

- Over 10 years in Texas, Preller held a number of baseball operations roles in the organization. He was a central figure in the group that spearheaded the Rangers' efforts to upgrade the talent level throughout the system, playing an instrumental role in the club's consecutive World Series appearances in 2010-11, as well as in the construction and organization of the Rangers' development program in the Dominican Republic. From 2010-13, he served as a senior director of player personnel, overseeing professional, international and amateur scouting.

- Prior to joining the Rangers, Preller spent three years in the baseball operations department of the Los Angeles Dodgers, working with the professional, amateur and international scouting departments. He also was heavily involved in salary arbitration work for the Dodgers.

- A native of Huntington Station, N.Y., Preller graduated Summa Cum Laude from Cornell University in 1999. He began his baseball career with an internship for the Philadelphia Phillies before taking a position with the Arizona Fall League where he worked under Hall of Famer Frank Robinson, whom he later joined at Major League Baseball for two years, aiding Robinson in several areas and working closely with the Labor Relations Department on salary arbitration issues.





## MARK GUGLIELMO

### SENIOR VICE PRESIDENT, BALLPARK OPERATIONS/GM - PETCO PARK

- Now entering his 33rd season with the Padres, Mark Guglielmo was promoted to his current role in December 2016, after serving as vice president, ballpark operations/general manager, Petco Park since November 2010. He is responsible for all facility management and event operations at Petco Park, while also overseeing engineering, building maintenance and repairs, cleaning and janitorial services, playing field and exterior landscape maintenance, broadcast and transmission operations, guest services, ticket operations, security and transportation and capital projects.
- Guglielmo has overseen the organization's major capital projects over the last six years, including the right- and left- field group space renovations and corresponding outfield fence realignment, the Sun Diego Beach and Ballast Point Craft Pier, Petco Park's LED sports lighting retrofit and the Padres Hall of Fame.
- Guglielmo joined the Padres in 1985 as scoreboard supervisor. He was named director of video operations and special projects in 1988 and director of stadium operations in 1995.
- Guglielmo earned a Business Administration degree from the University of Redlands and studied communications at the University of California, San Diego. He resides in the Mission Hills area of San Diego with his wife, Chris. He has three grown children: daughters Meghan, Mallory and son, Dominic.



## WAYNE PARTELLO

### SENIOR VICE PRESIDENT, CHIEF MARKETING OFFICER

- Wayne Partello enters his fifth season in the role of senior vice president, chief marketing officer. He joined the Padres in October 2013, overseeing all aspects of the club's marketing and communications platforms encompassed by the following departments: marketing, creative services, communications, entertainment & production, broadcasting and content.
- Partello came to San Diego after spending four years with the Miami Dolphins, where he was responsible for a wide footprint of marketing and media areas, including but not limited to the development and oversight of The Finsiders (the Dolphins' integrated media arm), the team's advertising and creative efforts and the organization's game day entertainment experience.
- Prior to joining the Dolphins, Partello spent 11 years at Entercom Communications in his hometown of Boston in a variety of marketing and digital media roles, including work on the Boston Red Sox radio network.
- Partello and his wife, Kristen, have two daughters: Julia and Emily.



## RONDA SEDILLO

### SENIOR VICE PRESIDENT, CHIEF FINANCIAL OFFICER

- Ronda Sedillo enters her sixth season as senior vice president/chief financial officer after joining the Padres in January 2013. She is one of the four female CFO's in Major League Baseball and sits on the league's CFO Insurance Task Force.
- Recognized as a 2016 San Diego Business Journal CFO of the Year Award Winner.
- Sedillo brings 30 years of experience in the accounting industry to her role. She spent 12 years at Arrowhead General Insurance Agency, Inc. (AGIA), serving as chief accounting officer for seven years. Prior to her time at AGIA, Sedillo spent seven years at PricewaterhouseCoopers, serving as a tax manager for the final three years.
- A San Diego native and life-long Padres fan, Sedillo received a Bachelor of Science degree in accounting from San Diego State University. She remains active at her alma mater, serving on the Campanile Foundation Athletics Committee and as a guest lecturer and mentor for the Sports MBA program.
- She currently serves on the Board of Directors for the San Diego chapter of the American Red Cross and is a Red Coat for the San Diego Bowl Games Association. She is a member of the California Society of CPA's, the San Diego CFO Roundtable and the Financial Executives Institute.
- Sedillo and her husband, Chris, reside in Tierrasanta. They have two grown children: Ashley, a 2006 graduate of SDSU and Dustin, a 2010 graduate of CSU Fullerton.





## TOM SEIDLER

### SENIOR VICE PRESIDENT, COMMUNITY & MILITARY AFFAIRS

- Tom Seidler enters his 28th season in professional baseball, his sixth with the Padres and fourth as senior vice president, community and military affairs, a role in which he oversees the club's community relations and military outreach efforts, as well as Hispanic community engagement. In 2015, Seidler oversaw the development and launch of the Padres Volunteer Team, a regional volunteer force created to give back to the greater San Diego area. In three years, the Padres Volunteer Team has engaged over 4,600 members of the community, and provided over 20,000 volunteer hours and over \$750,000 of value to local non-profits. In 2016, the Padres joined forces with an existing local fundraiser to create Padres Pedal the Cause, the largest local athletic fundraiser in San Diego funding more than 16 ground-breaking cancer research projects to date.

Over the last two years, Padres Pedal the Cause has raised more than \$4,000,000 for cancer research and treatment centers in San Diego.

- Prior to joining the Padres, Seidler owned and/or operated minor league baseball clubs. His final stint was as owner/President/GM of the Visalia Rawhide (California League). Under Seidler's leadership, the Rawhide went from having the lowest attendance among all 120 full-season minor league teams to breaking a 62-year-old attendance record in 2009, the first of four consecutive years of all-time record attendance. Seidler was twice named Executive of the Year in the California League. He previously held various management roles in professional baseball with professional baseball teams in Port St. Lucie, Kissimmee, Great Falls, Stockton, and Caracas, Venezuela.

- Seidler earned a Bachelor of Arts degree from the University of Notre Dame and a Master of Business Administration from the Owen School at Vanderbilt University. He currently serves on the board of directors of the Downtown San Diego Partnership; Big Brothers, Big Sisters of San Diego County; Padres Pedal the Cause; and the San Diego Regional Economic Development Corporation. Seidler also is a member of the Athletics Committee of the Board of Trustees of the University of San Diego. He and his wife, Josie and son Finn, reside in San Diego.



## RAY CHAN

### VICE PRESIDENT, INFORMATION TECHNOLOGY

- Ray Chan enters his eighth season with the San Diego Padres and his second as vice president, information technology. Chan joined the Padres in January 2011 as director, information technology, and was promoted to his current role in December 2016. In his current role, Chan is responsible for overseeing all areas of information technology for the Padres and Petco Park, including the organization's technology strategy and budget. He manages a team that maintains, administers, and secures all aspects of the network/server infrastructure within Petco Park, the team's Spring Training facility in Peoria, Ariz., and the organization's Dominican Republic Academy.

- Chan's prior experience includes more than 15 years in the technology field for organizations including Enterprise Partners Venture Capital, Pepsi Bottling Group, ideaEDGE Ventures, Gateway Computers, Wells Fargo Bank and Alvarado Medical Center.

- Since joining the Padres, Chan has overseen a full network infrastructure overhaul, implementation of a venue-wide DAS/Wi-Fi system and VOIP telecom system upgrade. Additional projects over the past five years include company-wide migration to Microsoft Office 365, Corporate Cybersecurity program, full server farm virtualization, POS loyalty program, mobile device management system and iBeacon rollout. Ray sits on the board of Computers 2 San Diego Kids.

- Chan and his wife, Christine, have three children: Phoebe, Emily and Ruby.



## SERGIO DEL PRADO

### VICE PRESIDENT, CORPORATE PARTNERSHIPS

- Sergio del Prado enters his fourth season with the Padres after joining the club in June 2015 as vice president, corporate partnerships, a role in which he oversees corporate sponsorship sales and service. Del Prado came to San Diego from Los Angeles, where he spent nine seasons with the Dodgers prior to starting his own sports marketing consulting business, del Prado Group Sports Marketing Consulting.

- With the Dodgers, del Prado most recently served as vice president, sales, overseeing ticket sales, sponsorship sales and service, Spanish broadcast sales and service and premium sales and service. Prior to joining the Dodgers, del Prado spent two years as general manager of the Los Angeles Galaxy soccer team. Under his watch, the team led Major League Soccer in attendance and sponsorship revenue, while playing for the MLS Cup.

- del Prado previously worked with the Women's World Cup and spent nine years with the Los Angeles Kings of the National Hockey League, ultimately serving as director of marketing and corporate sales.

- Born in Havana, Cuba, Del Prado earned a Bachelor of Science degree in business administration from California State University, Long Beach. He and his wife, Leslie, have two children: Monica and Eric.



## SCOTT MARSHALL

### VICE PRESIDENT, CHIEF HOSPITALITY OFFICER

- Scott Marshall enters his sixth season with the Padres, his fourth as vice president, chief hospitality officer. Marshall was promoted to his current role in November 2014 after joining the Padres in January 2013 as vice president, concessions and retail. In his current role, Marshall is charged with developing and implementing the overall hospitality strategy for the Padres and Petco Park by building brands, creating new concepts and driving fan experience.
- Prior to the Padres, Marshall spent 25 years with Centerplate, one of the largest hospitality companies in the world, with more than 250 North American sports, entertainment and convention venues. Most recently, he served as senior vice president of innovation and fan engagement, directing the company's overall strategy for CRM promotions & programs, best practices, new innovation and emerging technologies.

• Marshall currently serves on the Board of Directors of Make-a-Wish San Diego. He earned his Bachelor of Business Administration in finance from the University of San Diego. He also attended and played football at the University of Southern California.

- He and his wife, Nicol, reside in San Diego. They have three daughters: Taylor, Madison and Riley.



## ERIC MCKENZIE

### VICE PRESIDENT, TICKET SALES & MEMBERSHIP SERVICES

- Eric McKenzie enters his fifth season as vice president, ticket sales & membership services, overseeing all areas of ticket sales and service, including season tickets, group tickets, suites and premium sales.
- McKenzie came to the Padres in April 2012 from the Cleveland Indians, where he was the director of group and inside sales, managing all day-to-day operations of group sales, suites and inside sales. Prior to his time with the Indians, McKenzie worked for the San Antonio Spurs, Arizona Diamondbacks and Phoenix Suns in a variety of ticket sales and sales management roles.
- A 2006 graduate of Mount Vernon Nazarene University, McKenzie double majored in Business and Sports Management. He resides in Encinitas with his wife, Liz, and their daughters, Kate and Emma.



## CAROLINE PERRY

### VICE PRESIDENT, GENERAL COUNSEL

- Caroline Perry completed her seventh season with the San Diego Padres in 2017, her first as vice president, general counsel. Perry joined the Padres in April 2011 as associate general counsel and was promoted to her current role in November 2016. In her role as general counsel, Perry oversees the Padres' legal and risk management areas.
- Perry has been involved in many large-scale projects for the Padres, including negotiations with the City of San Diego surrounding the All-Star Game and the management of Petco Park, extension of the Padres' Peoria Spring Training lease and the sale of the team to the current ownership group in 2012.

• Prior to joining the Padres, Perry worked as a corporate attorney for Davis Polk & Wardwell LLP in the Bay Area and Cravath Swaine & Moore LLP in New York, where she focused primarily on corporate finance and general corporate matters. Prior to graduating from law school, Perry was an account management associate at BlackRock, the world's largest asset manager.

- A native of San Diego, Perry graduated with honors from Stanford University with a Bachelor of Arts degree in Human Biology. Perry earned her law degree from Columbia University, where she was a James Kent scholar and managing editor of the Columbia Business Law Review. Perry and her husband, Adam, live in Pacific Beach with their two daughters, Adeline and Amelia.



## FRED UHLMAN, JR.

### VICE PRESIDENT, ASSISTANT GENERAL MANAGER

- A veteran of 33 seasons in professional baseball, Fred Uhlman, Jr. has spent the past 23 years with the San Diego Padres. He was promoted to his current post of vice president/assistant general manager in November 2008.
- Uhlman joined the Padres in March 1995 as a special assistant to the general manager, following 10 years in the Baltimore Orioles' scouting and player development departments. He was named assistant general manager the following season, in January 1996.
- Uhlman's responsibilities involve assisting Executive Vice President/General Manager A.J. Preller in all areas of baseball operations, including evaluation of talent at the Major, minor and amateur levels, player transactions and contract negotiations. Additionally, he works closely with scouting and player development on the day-to-day operations of the Padres' player development department.

• Raised in Georgetown, Texas, Uhlman moved to Baltimore in 1985 and joined the Orioles as a part-time assistant in player development and scouting. He attained full-time status in 1987 and was promoted to assistant to the director of scouting two years later. In 1991, he was named Baltimore's assistant director of scouting.

- Uhlman resides in San Diego.



## DON WELKE

### VICE PRESIDENT, SCOUTING OPERATIONS

- Don Welke was named vice president, scouting operations for the San Diego Padres on August 19, 2014. He joined the Padres after spending parts of the last eight seasons with the Texas Rangers, where he most recently held the role of senior special assistant to the general manager, scouting. In that role, Welke assisted the general manager and his staff in personnel evaluation and served as a resource in all areas of baseball operations.
- Welke brings 50 years of baseball scouting experience to his role with the Padres, having begun his scouting career with the Cincinnati Reds in 1965. Over the last eight seasons, during his second stint with the Rangers, Welke was instrumental in the club's consecutive World Series appearances in 2010-11 as well as in the bolstering of the organization's farm system, having been directly involved in the signings and acquisitions of Jurickson Profar, Elvis Andrus, Martin Perez, Josh Hamilton and Adrian Beltre.
- At the 2012 Major League Baseball Winter Meetings in Nashville, Tenn. he was named the Midwest Scout of the Year by his peers. Welke also received a pair of honors in the 2011 offseason with the Legends in Scouting Award from the Professional Baseball Scouts Foundation and the inaugural Scout of the Year Award, bearing his name, from the Rangers Organization.
- Prior to re-joining the Rangers in 2007, he held the role of special assistant to former Philadelphia General Manager Pat Gillick, a member of the Baseball Hall of Fame, with whom he had previously worked with in Toronto and Baltimore. In 2005, he worked for the Rangers' international scouting department as cross-checker and was instrumental in reestablishing the organization's presence in Latin America.
- Prior to working with the Rangers and Phillies, Welke also worked with the Los Angeles Dodgers (1999-2004), Baltimore Orioles (1996-99), Toronto Blue Jays (1977-95), who were back-to-back World Series Champions in 1992 and 1993, Kansas City Royals (1970-76) and Cincinnati Reds (1965-69). Over the course of his career he has been directly involved with signing such players as Dave Stieb, Pat Hentgen, John Olerud, Willie Blair and Shawn Green.
- He also worked as an advance scout for the gold medal-winning Team USA baseball squad at the 2000 Olympics in Sydney and again with Team USA for the 2003 Olympic qualifier in Panama.
- A native of Illinois, Welke has degrees from Carthage (WI) College, where he played baseball and basketball, as well as Eastern Michigan University. He was named to the Carthage College Hall of Fame and is also in the hall of fame for his high school, Harvard (IL) High. Welke has three children and now resides in San Diego.



## BILL JOHNSTON

### SPECIAL ADVISOR TO THE EXECUTIVE CHAIRMAN

- Bill Johnston joined the Padres in June 2017 as Special Advisor to the Executive Chairman. Working together with Ron Fowler, Johnston spearheads special projects and advises Padres ownership.
- Johnston spent the previous 27 years (1990-2016) serving as director of public relations for the San Diego Chargers. In that role, he was responsible for managing the public image and overall communications strategy for the Chargers, including media relations and all organizational messaging. He was the team's primary liaison with the NFL's broadcast partners as well as local and national media outlets. Johnston originally joined the Chargers as an intern in 1979 and was named public relations assistant in 1981. He also served as assistant director of public relations (1984-87) and director of community relations (1988-89) during his 38 seasons with the team.
- Johnston served on the NFL's Public Relations Staff at Super Bowls XLV-XLIX (2011-15), acting as facilities coordinator of the National Media Center.
- Born in La Mesa, Ca., Johnston attended Helix High School and graduated from San Diego State University in 1981 with a bachelor's degree in journalism. Bill and his daughter, Hayley, were named National Fundraisers of the Year in 2013 by the Huntington's Disease Society of America and he was also honored by the national HDSA in October 2008 for his support of the organization. While serving as president of the HDSA's board of directors, the San Diego Chapter was named the national HDSA Chapter of the Year in 2005 and '07. An avid runner, Johnston has run and raised money in 16 marathons, collecting more than \$900,000 to cure Huntington's disease. Through his running and other opportunities he created for the organization, his efforts have led to more than \$4 million raised for the cause. Johnston and his wife, Ramona, have a son, Jared, and a daughter, Hayley.





# BASEBALL OPERATIONS



## JOSH STEIN

### ASSISTANT GENERAL MANAGER

- Josh Stein enters his fifth season as assistant general manager after being promoted to the post in December 2013. Stein's primary responsibilities include assisting Executive Vice President/General Manager A.J. Preller in all areas of baseball operations, including player procurement, contract negotiations, roster management and player development. He also manages the Padres' research and development initiatives and Major League advance scouting operations.
- 2018 marks Stein's 16th season with the Padres. He first joined the club as a baseball operations intern in the summer of 2003. He interned through the 2005 season and was named advance scouting coordinator in 2006. Following the 2009 season, Stein was named director of baseball operations.

- A 2000 graduate of the University of California, Berkeley with a degree in psychology, Stein traveled and taught English in South America before earning his Juris Doctor from the University of California, Hastings College of Law in 2005.

- Stein and his wife, Laura, reside in San Diego with their daughters, Emma and Jessie.



## LOGAN WHITE

### SENIOR ADVISOR/DIRECTOR, PLAYER PERSONNEL

- Logan White enters his fourth season with the Padres after joining the organization in October 2014 as senior advisor to the general manager/director, professional scouting. In his current role as senior advisor to the general manager/director, player personnel, White is responsible for evaluation of all players at the Major, minor, amateur and international levels, as well as advising General Manager A.J. Preller.

- White joined the Padres following 13 seasons with the Los Angeles Dodgers, joining in December 2001 as director of amateur scouting before being promoted to assistant general manager, amateur and international scouting in 2006 and vice president, amateur and international scouting in 2011. White most recently held the title of vice president, amateur scouting for the last two seasons. In that capacity, his primary responsibilities were overseeing the organization's amateur scouting efforts, including the annual First-Year Player Draft, along with assisting the general manager in various capacities.

- Since White began overseeing the Dodgers' amateur draft in 2002, more than 50 selections have reached the Major Leagues, including a stretch of eight first-round picks from 2002-08, a group that includes James Loney (2002), Chad Billingsley (2003) and Clayton Kershaw (2006). Under White's direction, the Dodgers also drafted All-Star caliber players in later rounds, including Matt Kemp in the sixth round (2003) and Russell Martin the 17th round (2002). Later, White was instrumental in drafting and signing future NL Rookie of the Year winners Corey Seager (1st round, 2012) and Cody Bellinger (4th round, 2013).

- In addition, White headed the Dodgers' international scouting efforts from 2002-12, and was instrumental in helping sign outfielder Yasiel Puig (Cuba), and pitchers Kenley Jansen (Curacao), Julio Urias (Mexico), Hyun-Jin Ryu (Korea), Takashi Saito (Japan) and Hiroki Kuroda (Japan).

- With White in charge of amateur scouting, the Dodgers' 2004 First-Year Player Draft was rated by Baseball America as the best draft in the National League and second best in baseball. Its 2003 draft was tabbed as the best in the Major Leagues by the publication, and its 2002 draft was rated as the fourth-best in baseball. The Dodgers were the only team to have their draft rated in the top five in each of those three seasons.

- Beginning his scouting career in 1988, White first served as an associate scout with the Seattle Mariners before moving on to be an area scout with the Baltimore Orioles from 1990-92. Prior to joining the Dodgers, he also served as the west coast supervisor for the San Diego Padres from 1993-95 and the west coast supervisor for the Orioles from 1996-2001.

- Originally selected by the Seattle Mariners in the 23rd-round of the 1984 First-Year Player Draft out of Western New Mexico University as a relief pitcher, White played three seasons in the Mariners system prior to his scouting career.

- A native of Portales, N.M., White graduated from Western New Mexico University with honors and was an Academic All-American in 1984. He was inducted into the school's Hall of Fame in 1996. White resides in Gilbert, Ariz. with his wife, Deena...their son, Logan, Jr., is currently a freshman at Coastal Carolina University and is a catcher for the baseball program.



## NICK ENNIS

### DIRECTOR, BASEBALL OPERATIONS

- Nick Ennis enters his fourth season as director of baseball operations after being promoted to the post in November 2014. Ennis' primary responsibilities include assisting in player acquisitions, roster management, professional scouting and contract negotiations. He is also involved in the club's analytics research initiatives and the application of new technologies throughout the department's activities.

- 2018 marks Ennis' ninth season with the Padres. He first joined the club as an intern in the summer of 2010. He interned through the 2011 season before being promoted to advance scout/baseball operations assistant in 2012. Following the 2013 season, Ennis was named manager of baseball operations.

- A 2004 graduate of Georgetown University, Ennis worked in the venture capital industry before receiving his Master of Business Administration from Columbia Business School in 2010.

- Ennis and his wife, Erin, reside in San Diego with their son, Kieran.



## TREVOR HOFFMAN

### SENIOR ADVISOR, BASEBALL OPERATIONS

- Trevor Hoffman enters his fourth season as senior advisor to baseball operations, after spending the 2014 season as upper-level pitching coordinator, evaluating and helping coordinate all pitchers throughout the organization from the Double-A level through the Major League level.
- Hoffman served the previous three seasons (2011-13) as special assistant to the president and chief executive officer, following his retirement from the playing field in January 2011.
- The former pitcher was inducted into the National Baseball Hall of Fame in January 2018 after an 18-year Major League career that included parts of 16 seasons with the San Diego Padres, as well as time with the Florida Marlins and Milwaukee Brewers.
- With the second-most career saves in Major League Baseball's history (601 in 677 opportunities), Hoffman completed his career with a 61-75 record, 2.87 ERA (347 ER/1089.1 IP), .211 opponent batting average and 1,133 strikeouts in 1,035 relief appearances. The seven-time All-Star also finished in the top 10 in Cy Young voting and in the top 25 in Most Valuable Player voting on four occasions each. He was the first player in MLB history to reach the 500 and 600 save milestones and his nine total season of 40-plus saves are tied with Mariano Rivera for the most all-time. He recorded 40-plus saves in four consecutive seasons twice (1998-2001 and 2004-07), the only pitcher to ever accomplish the feat twice. He also recorded a single season franchise record 53 saves during the 1998 National League title season.
- In 2014, Hoffman was inducted into the San Diego Padres Hall of Fame. In 2011, the Padres retired his no. 51, an honor bestowed upon only four other Padres (Steve Garvey, Tony Gwynn, Randy Jones, Dave Winfield) and Jackie Robinson, whose number was retired in 1997 by Major League Baseball.
- Also in 2014, Commissioner Allan H. (Bud) Selig announced that Major League Baseball will annually honor the top relief pitchers in the game with the "Mariano Rivera American League Reliever of the Year Award" and the "Trevor Hoffman National League Reliever of the Year Award," to honor Baseball's all-time leaders in saves, both of whom spent their entire careers in one League: the 13-time A.L. All-Star Rivera (652 saves) and the seven-time N.L. All-Star Hoffman (601 saves).
- A California native, Hoffman has been heavily involved in the local community since first joining the Padres in 1993. He has worked extensively with the National Kidney Foundation and Rady Children's Hospital, while also donating his time and resources to numerous community and military outreach programs.
- Hoffman and his wife, Tracy, reside in Rancho Santa Fe. They have three sons, Brody, Quinn and Wyatt.



## DAVID POST

### SPECIAL ASSISTANT TO THE GM, SCOUTING

- David Post joined the Padres in September 2014 as special assistant to the General Manager, scouting. In his role with the Padres, Post assists Executive Vice President/General Manager A.J. Preller in scouting operations and is involved in all aspects of amateur, professional and international scouting.
- Prior to joining the Padres, Post spent seven seasons with the Houston Astros as national crosschecker. During his time with the Astros, Houston drafted a number of notable first-round selections including All-Star catcher Jason Castro (2008), outfielders Delino DeShields (2010) and George Springer (2011) and 2015 American League Rookie of the Year Carlos Correa (2012, first overall) as well as 2015 American League Cy Young Award Winner Dallas Keuchel (2009, seventh round).
- Post began his scouting career with the Marlins in 2004, covering the Northwest from 2004-06 and then Florida in 2007, before joining the Astros.
- As a player, Post was originally signed by the Los Angeles Dodgers as a 10th-round selection in the 1992 First-Year Player Draft out of Kingston High School (NY). Over a minor league playing career that spanned 12 seasons, he hit .272 (882-for-3248) with 171 doubles, 26 triples, 46 home runs, 377 RBI, 498 runs scored and 103 stolen bases in 987 games played for the Dodgers (1992-95, 2001), Montreal Expos (1996-2000) Cleveland Indians (2000), Pittsburgh Pirates (2002), New York Yankees (2003) and Colorado Rockies (2003) organizations.
- A native of Kingston, N.Y., Post currently resides in Canton, Ga., with his wife, Donna, and their two daughters: Gianna and Gabriella.



# BASEBALL OPERATIONS



## MARK LORETTA

### SPECIAL ASSISTANT, BASEBALL OPERATIONS

● Mark Loretta enters his ninth season as special assistant, baseball operations. Loretta joined San Diego's front office in 2010, after announcing his retirement from playing Major League Baseball in January 2010.

● A veteran of 15 Major League seasons with the Milwaukee Brewers (1995-2002), Houston Astros (2002, 2007-08), Padres (2003-05), Boston Red Sox (2006) and Los Angeles Dodgers (2009), Loretta hit .295 (1713-for-5812) with 309 doubles, 22 triples, 76 home runs, 629 RBI and 768 runs scored in 1726 games. A two-time All-Star (2004, 06) known as one of the most consistent hitters in the game, he batted .280 or above in 12 straight seasons from 1997-2008, including a three-year stretch during which he hit over .300 (2002-04).

● With the Padres in 2004, he set career highs in hits (208), doubles (47), home runs (16), RBI (76), runs scored (108), batting average (.335), slugging percentage (.495) and on-base percentage (.391) en route to being named Padres team MVP for the second consecutive season.

● Loretta is a 1993 graduate of Northwestern University, where he earned Big 10 MVP honors and was a Division I All-American. He and his wife, Hilary, reside in Rancho Santa Fe with their son, Frankie, and daughter, Lucy.



## JAMES KELLER

### SPECIAL ASSISTANT TO THE GM

● Keller enters his first season with the Padres after spending the last four seasons (2014-17) with the Texas Rangers, where he served in a comprehensive scouting role that included both pro and international assignments.

● James was a national pitching crosschecker and pro scout for the Baltimore Orioles from 2010-13.

● Keller previously worked as a scout and minor league pitching coach in the Arizona Diamondbacks organization (2007-09) and as a minor league pitching coach with the Toronto Blue Jays (2005-06).

● James and his wife, Ciana, reside in Sacramento, Calif., with their three children: Cade, Josie and Jenna.



## DON TRICKER

### DIRECTOR, PLAYER & HEALTH PERFORMANCE

● Tricker enters his first season with the Padres after spending the last seven years as the High Performance Manager for New Zealand Rugby.

● With New Zealand Rugby, Tricker assisted in player development and performance analysis, including sport science, strength and conditioning, biomechanics, physiology, nutrition and mental skills. Tricker was a mentor for the All Blacks coaches and was tasked with recruiting and managing Super Rugby coaches (coaches of the five professional teams which feed into the All Blacks). He facilitated the development of the All Blacks Rugby plans for the 2011, 2015 and 2019 Rugby World Cups, as well as NZ's Sevens Team's Rio and Tokyo Olympic Campaigns. Tricker attended the Olympic Games in Athens in 2004 and Beijing in 2008 in a coaching mentor and support role.

● In 2002, Tricker was headhunted to join SPARC (Sport and Recreation New Zealand; NZ's equivalent of the USOC) as Senior Advisor High Performance Coaching. He was tasked with building a team that provided support and development for New Zealand's High Performance coaches. In January 2004, he led the development of New Zealand's Coaching strategy. In 2007, his role at SPARC changed to Performance Consultant in the High Performance team. The sports that he provided High Performance consultancy included: Bike, Swimming, Cricket, Netball and Rugby.

● Don played softball for New Zealand's national team from 1985 to 1991 and took part in the 1988 World Championships where his team finished second to the United States. He coached the Black Sox (NZ's national men's team) from 1998 to 2004, leading them to World Titles in 2000 and 2004.

● Among his many career accomplishments, Tricker was inducted to the New Zealand Softball Hall of Fame and the International Softball Federation Hall of Fame. He was named the Wellington coach and sportsperson of the year in 2004, the first time that anyone other than an athlete has been given the overall award. He was also honored in 2004 with an Officer of the New Zealand Order of Merit (the pathway to knighthood).

● Tricker and his wife, Carey, have three children: Mitchell, Bronte and Georgia.



# BASEBALL OPERATIONS

## ADDITIONAL BASEBALL OPERATIONS STAFF

BASEBALL OPERATIONS



**WELLS OLIVER**  
Architect, Baseball Systems



**MATT KLOTSCH**  
Director, Baseball Information Services



**DAVE CAMERON**  
Senior Analyst




**TRISTAN SANDLER**  
Analyst, Baseball Research  
& Development



**PATRICK COGHLAN**  
Manager, Major League Advance Scouting &  
Video Operations



**LAYNE CROSS**  
Coordinator, Amateur Scouting & Baseball  
Operations



**DAVID LONGLEY**  
Coordinator, Major League Transition  
& Baseball Operations



**MICHAELENE CURTIS**  
Executive Assistant, Baseball Operations

**baseball is just  
a game of fetch  
that humans  
messed up.**



**In our world, pets rule!**

From in-store training to vet care and everything in between,  
our services make it easy to keep them healthy and happy.

**petco**





MANAGER & STAFF

---





## ANDY GREEN

# 14

### MANAGER

**BORN:** July 7, 1977 in Lexington, KY

**OPENING DAY AGE:** 40

**RESIDENCE:** San Diego, CA

**NAMED AS MANAGER:** October 29, 2015

**MAJOR LEAGUE POSITION:** Infielder

**MAJOR LEAGUE COACHING CAREER:** Third Base Coach, Arizona Diamondbacks (2015)

### COACHING CAREER

- Enters his third season with the Padres and his third as a Major League manager after being named to the position on October 29, 2015.
- Selected as a coach for the 2016 All-Star Game at Petco Park in San Diego.
- Joined the Padres after spending the 2015 season as the third base coach for the Arizona Diamondbacks, his first season as a Major League coach and 12th season overall in the Diamondbacks organization.
- Prior to joining Arizona's Major League staff he compiled a 219-189 (.537) record in four seasons as manager in the Diamondbacks' farm system with the club's Rookie-Level affiliate in 2011, Rookie-Level Missoula in 2012 and Double-A Mobile from 2013-14.
- Named the Southern League Manager of the Year in 2013-14 after leading the Mobile Baybears to back-to-back postseason berths.
- Also named the "Best Manager Prospect" in the Southern League by *Baseball America* in both 2013 and 2014.
- Led Rookie-Level Missoula to the Pioneer League Championship in 2012.
- Began his managerial career with the Diamondbacks Rookie-Level affiliate in 2011.
- Assisted the Diamondbacks Major League coaching staff in September 2014.

### PLAYING CAREER

- Played in 140 games across parts of four Major League seasons with the Diamondbacks (2004-06) and New York Mets (2009), hitting .200 (46-230) with seven doubles, one triple, two home runs, 12 RBI and 33 runs scored.
- Made his Major League debut for the Diamondbacks on June 12, 2004 at Toronto as a pinch-runner...collected his first career hit a couple days later on June 15, 2004 vs. New York-AL with a pinch-hit home run off of Jose Contreras.
- Over parts of 10 minor league seasons he hit .295 (984-3340) with 229 doubles, 35 triples, 67 home runs, 418 RBI, 578 runs scored and 126 stolen bases to go along with a .375 on-base percentage and .444 slugging percentage.
- Also played in 18 games for the Nippon-Ham Fighters in the Japanese Pacific League in 2007.
- Named the 2005 Pacific Coast League Most Valuable Player after hitting .343 (182-530) with 46 doubles, 13 triples, 19 home runs, 80 RBI and 125 runs scored in 135 games for Triple-A Tucson.
- Selected by *Baseball America* as the California League's Best Defensive Second Baseman in 2002.
- Originally signed by the Diamondbacks as a 24th-round selection in the 2000 First-Year Player Draft.

### PERSONAL

- Full name is **Andrew Mulligan Green**...he and his wife, Jessica, have three daughters, Anna, Emily and Lainey, and make their home in San Diego, Calif.
- Graduated from the University of Kentucky with a Finance degree...was college teammate of former Diamondbacks pitcher Brandon Webb...earned First-Team GTE Academic All-American honors as a senior.
- Currently ranks as the Wildcats' career all-time leader in runs scored (199), games (228), hits (277) and at-bats (908).
- Graduated from Lexington Christian Academy in Lexington, Ky. in 1996 as his class' valedictorian and Kentucky High School Athlete of the Year.

## ANDY GREEN'S CAREER BATTING RECORD

YEAR	CLUB	AVG.	G	AB	R	H	2B	3B	HR	RBI	BB	SO	SB
2000	South Bend	.000	3	9	1	0	0	0	0	0	0	1	0
	Missoula	.229	23	83	10	19	2	1	0	16	12	9	8
2001	South Bend	.300	128	477	76	143	18	6	5	59	59	50	51
2002	Tucson	.222	27	99	13	22	8	0	1	13	9	17	2
	Lancaster	.309	102	401	74	124	36	4	6	50	60	59	15
2003	El Paso	.302	126	490	70	148	38	2	2	51	38	51	17
2004	Tucson	.327	77	309	56	101	31	3	9	45	34	45	10
	<b>ARIZONA</b>	<b>.202</b>	<b>46</b>	<b>109</b>	<b>13</b>	<b>22</b>	<b>2</b>	<b>1</b>	<b>1</b>	<b>4</b>	<b>5</b>	<b>17</b>	<b>1</b>
2005	Tucson	.343	135	530	125	182	46	13	19	80	68	82	9
	<b>ARIZONA</b>	<b>.226</b>	<b>17</b>	<b>31</b>	<b>5</b>	<b>7</b>	<b>1</b>	<b>0</b>	<b>0</b>	<b>2</b>	<b>7</b>	<b>3</b>	<b>0</b>
2006	<b>ARIZONA</b>	<b>.186</b>	<b>73</b>	<b>86</b>	<b>15</b>	<b>16</b>	<b>4</b>	<b>0</b>	<b>1</b>	<b>6</b>	<b>13</b>	<b>20</b>	<b>1</b>
	Tucson	.240	18	75	10	18	3	0	1	6	4	14	0
2007	Nippon-Ham	.197	18	61	2	12	5	0	0	3	6	12	0
2008	Louisville	.233	71	262	43	61	15	2	5	19	30	43	4
	New Orleans	.331	52	178	35	59	10	2	8	28	38	36	3
2009	Buffalo	.259	50	174	24	45	7	1	4	20	18	32	3
	GCL Mets	.167	2	6	1	1	0	0	0	2	3	1	0
	Brooklyn	.304	7	23	4	7	0	0	1	2	5	2	1
2010	<b>NEW YORK-NL</b>	<b>.250</b>	<b>4</b>	<b>4</b>	<b>0</b>	<b>1</b>	<b>0</b>	<b>0</b>	<b>0</b>	<b>0</b>	<b>1</b>	<b>1</b>	<b>0</b>
	St. Lucie	.333	2	6	1	2	0	0	1	3	2	2	0
	Buffalo	.239	78	218	35	52	15	1	5	24	22	45	3
<b>Major League Totals</b>		<b>.200</b>	<b>140</b>	<b>230</b>	<b>33</b>	<b>46</b>	<b>7</b>	<b>1</b>	<b>2</b>	<b>12</b>	<b>26</b>	<b>41</b>	<b>2</b>
<b>Minor League Totals</b>		<b>.295</b>	<b>901</b>	<b>3340</b>	<b>578</b>	<b>984</b>	<b>229</b>	<b>35</b>	<b>67</b>	<b>418</b>	<b>402</b>	<b>489</b>	<b>126</b>



Padres named Andy Green manager on October 29, 2015

## PADRES YEAR-BY-YEAR MANAGERIAL HISTORY

YEAR	MANAGER	RECORD	PCT.	POS.	GB	YEAR	MANAGER	RECORD	PCT.	POS.	GB
1969	Preston Gomez	52-110	.321	6	41.0	1991	Greg Riddoch	84-78	.519	3	10.0
1970	Preston Gomez	63-99	.389	6	39.0	1992	Greg Riddoch	78-72	.520	-	-
1971	Preston Gomez	61-100	.379	6	28.5		Jim Riggleman	4-8	.333	3	16.0
1972	Preston Gomez	4-7	.364	-	-	1993	Jim Riggleman	61-101	.377	7	43.0
	Don Zimmer	54-88	.380	6	36.5		1994	Jim Riggleman	47-70	.402	4
1973	Don Zimmer	60-102	.370	6	39.0	1995	Bruce Bochy	70-74	.486	3	8.0
1974	John McNamara	60-102	.370	6	42.0	1996	Bruce Bochy	91-71	.562	1	+1.0
1975	John McNamara	71-91	.438	4	37.0	1997	Bruce Bochy	76-86	.469	4	14.0
1976	John McNamara	73-89	.451	5	29.0	1998	Bruce Bochy	98-64	.605	1	+9.5
1977	John McNamara	20-28	.417	-	-	1999	Bruce Bochy	74-88	.457	4	26.0
	Bob Skinner	1-0	1.000	-	-		2000	Bruce Bochy	76-86	.469	5
1978	Alvin Dark	48-65	.425	5	29.0	2001	Bruce Bochy	79-83	.488	4	13.0
	Roger Craig	84-78	.519	4	11.0	2002	Bruce Bochy	66-96	.407	5	32.0
1979	Roger Craig	68-93	.422	5	22.0	2003	Bruce Bochy	64-98	.395	5	36.5
1980	Jerry Coleman	73-89	.451	6	19.5	2004	Bruce Bochy	87-75	.537	3	6.0
1981	Frank Howard	23-33	.411	6	12.5	2005	Bruce Bochy	82-80	.506	1	+5.0
	Frank Howard - 2nd Half	18-36	.333	6	15.5	2006	Bruce Bochy	88-74	.543	1	--
1982	Dick Williams	81-81	.500	4	8.0	2007	Bud Black	89-74	.546	3	1.5
1983	Dick Williams	81-81	.500	4	10.0	2008	Bud Black	63-99	.389	5	21.0
1984	Dick Williams	92-70	.568	1	+12.0	2009	Bud Black	75-87	.463	4	20.0
1985	Dick Williams	83-79	.512	T-3	12.0	2010	Bud Black	90-72	.568	2	2.0
1986	Steve Boros	74-88	.457	4	22.0	2011	Bud Black	71-91	.438	5	23.0
1987	Larry Bowa	65-97	.401	6	25.0	2012	Bud Black	76-86	.469	4	18.0
1988	Larry Bowa	16-30	.348	-	-	2013	Bud Black	76-86	.469	T-3	16.0
	Jack McKeon	67-48	.583	3	11.0	2014	Bud Black	77-85	.475	3	17.0
1989	Jack McKeon	89-73	.549	2	3.0	2015	Bud Black	32-33	.492	-	-
	Jack McKeon	37-43	.463	-	-		Dave Roberts	0-1	.000	-	-
1990	Greg Riddoch	38-44	.463	T-4	16.0		Pat Murphy	42-54	.438	4	18.0
						2016	Andy Green	68-94	.420	5	23.0
						2017	Andy Green	71-91	.438	4	33.0



## DARREN BALSLEY

# 36

### PITCHING COACH

**BORN:** October 27, 1964 in Newport Beach, CA

**OPENING DAY AGE:** 53

**RESIDENCE:** Knoxville, TN

**NAMED TO STAFF:** May 17, 2003

**PLAYING POSITION:** Right-Handed Pitcher

**MLB COACHING CAREER:** Pitching Coach, San Diego Padres (2003-present)

### COACHING CAREER

- In his 16th season and 15th full season as Padres pitching coach after joining staff on May 17, 2003.
- Is the longest tenured pitching coach in the National League and is tied with Chicago White Sox' Don Cooper among all MLB pitching coaches.
- Since the beginning of his first full season in 2004, the Padres have posted a 3.98 ERA, the seventh-best mark in baseball in that span and fifth-best among National League teams.
- In 2017, the Padres staff ranked tied for first in the Majors in forcing opponents to ground into double plays (156), second in ground balls induced (1,998) and third in ground ball percentage (48.2).
- In 2015, the Padres staff recorded a franchise-record 1,393 strikeouts, the fourth-most in Major League Baseball that season...the rotation itself recorded a franchise-record 890 strikeouts with four starting pitchers reaching 160 strikeouts, including James Shields (216), Tyson Ross (212), Ian Kennedy (174) and Andrew Cashner (165).
- In 2014, the Padres posted the fourth-best team ERA in the Majors and second-best in franchise history with a 3.27 ERA, behind only the 1971 club's 3.22 ERA...the 2014 squad's 1,284 strikeouts were also second-most in team history behind 2010's 1,295 strikeouts...the 2014 team's 3.56 runs allowed per game allowed was the lowest mark in team history.
- The Padres boasted the third-best team ERA in the Majors with a 3.42 mark in 2011.
- The 2010 club posted a 3.39 ERA, ranking second in the Majors and was the lowest ERA among Padres staffs since 1989...both the 2007 and 2010 clubs recorded a franchise-record 20 shutouts under his guidance.
- Guided the San Diego staff to a Major League-best 3.70 ERA in 2007 and a National League-best 3.87 ERA in 2006, marking the first two times in franchise history the team has led the league in ERA.
- Began the 2003 season as the pitching coach for Double-A Mobile before being promoted to Major League staff on May 17...spent all of 2002 and the beginning of 2003 at Mobile where he guided the BayBears pitching staff to a 3.37 ERA, second-best in the Southern League.
- Served as pitching coach at Single-A Lake Elsinore in 2001, his second season in the Padres organization...named a corecipient of the 2001 Jack Krol Award (along with Craig Colbert) for contributions in player development in the Padres organization.
- Joined the Padres in 2000 after 10 years in the Toronto Blue Jays system where he served as a minor league pitching instructor, minor league coach and Major League advance scout.
- Began his coaching career at Single-A St. Catharines in 1990 and 1991 before moving to Single-A Myrtle Beach in 1992 and Single-A Hagerstown in 1993...from 1994-1995, he served as the manager at Rookie-Level Medicine Hat before returning to Hagerstown in 1996...between stints at Single-A Dunedin (1997) and Double-A Knoxville (1999), he was the Blue Jays Major League advance scout (1998).

### PLAYING CAREER

- A third-round selection by the Oakland A's in the 1984 First-Year Player Draft.
- Pitched at Rookie-level Idaho Falls, Single-A Modesto and Rookie-level Pocatello in the A's chain.
- Registered career highs in starts (20), innings pitched (115.0) and strikeouts (70), while going 6-5 with a 4.38 ERA at Modesto in 1986.
- Moved on to the Blue Jays organization after being selected in the 1986 minor league draft...saved a career-high nine games at Dunedin in 1987.
- Final professional season came in 1989 when he went 3-3 for Double-A Knoxville.
- Teammate with Padres bullpen coach Willie Blair in 1987 on the Single-A Dunedin Blue Jays, as well as 1988 in Double-A Knoxville.

### PERSONAL

- Full name is **Darren Wayne Balsley**...he and his wife, Carrie, have three children: Allison, Sarah and Jacob.
- Is a 1982 graduate of San Diego's Mt. Carmel High School...also attended Palomar College.

### DARREN BALSLEY'S CAREER PITCHING RECORD

YEAR	CLUB	W-L	ERA	G	GS	CG	SHO	SV	IP	H	R	ER	BB	SO
1984	Idaho Falls	3-6	5.59	14	13	0	0	0	77.0	84	63	48	40	68
1985	Modesto	0-0	1.26	3	2	0	0	0	14.0	12	5	2	9	8
	Pocatello	1-3	5.27	8	8	1	0	0	41.0	59	38	24	20	41
1986	Modesto	6-5	4.38	23	20	1	0	0	115.0	123	76	56	59	70
1987	Dunedin	3-5	3.29	43	0	0	0	9	79.0	67	35	29	30	49
1988	Knoxville	4-3	2.35	36	1	0	0	3	77.0	55	31	20	25	62
1989	Knoxville	3-3	7.36	13	1	0	0	0	22.0	20	19	18	13	21
<b>Minor League Totals</b>		<b>20-25</b>	<b>4.17</b>	<b>140</b>	<b>45</b>	<b>1</b>	<b>0</b>	<b>12</b>	<b>425.0</b>	<b>420</b>	<b>267</b>	<b>197</b>	<b>196</b>	<b>319</b>





## DOUG BOCHTLER

**BULLPEN COACH**

# 45

BOCHTLER

**BORN:** July 5, 1970 in West Palm Beach, FL  
**OPENING DAY AGE:** 47  
**RESIDENCE:** Maryville, TN  
**NAMED TO STAFF:** December 2, 2015  
**PLAYING POSITION:** Right-Handed Pitcher  
**MLB COACHING CAREER:** Bullpen Coach, San Diego Padres (2016)

### COACHING CAREER

- Enters his third season with the Padres after making his Major League coaching debut in 2016, returning to San Diego where he made his Major League debut as a player in 1995.
- Spent the previous five seasons with the Arizona Diamondbacks organization, serving as pitching coach for Single-A Yakima from 2011-12, Single-A Missoula in 2013, Single-A South Bend in 2014 and Single-A Kane County in 2015.
- In his first two seasons guiding the bullpen, the Padres have posted a 69.6 save percentage (80-for-115), which ranks eighth in the majors and fifth in the National League.
- In 2017, the Padres extended their streak of winning 127 consecutive games at home when leading entering the ninth inning, which dates back to July 2014 and is the longest active streak in the majors.

### PLAYING CAREER

- Originally signed by the Montreal Expos as a ninth-round selection in the 1989 First-Year Player Draft out of Indian River Community College (Fort Pierce, FL).
- Made his Major League debut for the Padres in 1995, going 4-4 with a 3.57 ERA (18 ER, 45.1 IP) and 45 strikeouts against 19 walks with one save in 34 relief appearances that season.
- Enjoyed his best Major League season with San Diego in 1996 for the National League West Champions, going 2-4 with a career-best 3.02 ERA (22 ER, 65.2 IP) and a career-high 68 strikeouts against 39 walks along with three saves over a career-high 63 relief appearances.
- Over six Major League seasons total with the Padres (1995-97), Detroit Tigers (1998), Los Angeles Dodgers (1999) and Kansas City Royals (2000) he went 9-18 with a 4.57 ERA (132 ER, 260.0 IP) and 215 strikeouts against 166 walks with six saves in 220 relief appearances.
- Pitched in one postseason game for the Padres in the 1996 National League Division Series against the St. Louis Cardinals, taking the loss in his lone appearance on October 3, 1996 at St. Louis after allowing one run in 0.1 innings pitched.

### PERSONAL

- Full name is **Douglas Eugene Bochtler**...he and his wife, Darcy, have two sons, Colton and Cade.
- Is one of 19 players out of Indian River Community College to reach the Major Leagues and one of three to do so as a Padre, joining right-hander Ed Wojna in 1985 and current Padres infielder Cory Spangenberg in 2014.

### DOUG BOCHTLER'S CAREER PITCHING RECORD

YEAR	CLUB	W-L	ERA	G	GS	CG	SHO	SV	IP	H	R	ER	BB	SO
1989	Gulf Coast Expos	2-2	3.21	9	9	1	0	0	47.2	46	22	17	20	45
1990	Rockford	9-12	3.50	25	25	1	1	0	139.0	142	82	54	54	109
1991	West Palm Beach	12-9	2.92	26	24	7	2	0	160.1	148	63	52	55	109
1992	Harrisburg	6-5	2.32	13	13	2	1	0	77.2	50	25	20	36	89
1993	Central Valley	3-1	3.40	8	8	0	0	0	47.2	40	23	18	28	43
	Colorado Springs	1-4	6.93	12	11	0	0	0	50.2	71	41	39	26	38
	Las Vegas	0-5	5.22	7	7	1	0	0	39.2	52	26	23	11	30
1994	Las Vegas	3-7	5.20	22	20	2	1	0	100.1	116	67	58	48	86
1995	Las Vegas	2-3	4.25	18	2	0	0	1	36.0	31	18	17	26	32
	<b>SAN DIEGO</b>	<b>4-4</b>	<b>3.57</b>	<b>34</b>	<b>0</b>	<b>0</b>	<b>0</b>	<b>1</b>	<b>45.1</b>	<b>38</b>	<b>18</b>	<b>18</b>	<b>19</b>	<b>45</b>
1996	<b>SAN DIEGO</b>	<b>2-4</b>	<b>3.02</b>	<b>63</b>	<b>0</b>	<b>0</b>	<b>0</b>	<b>3</b>	<b>65.2</b>	<b>45</b>	<b>25</b>	<b>22</b>	<b>39</b>	<b>68</b>
1997	<b>SAN DIEGO</b>	<b>3-6</b>	<b>4.77</b>	<b>54</b>	<b>0</b>	<b>0</b>	<b>0</b>	<b>2</b>	<b>60.1</b>	<b>51</b>	<b>35</b>	<b>32</b>	<b>50</b>	<b>46</b>
1998	<b>DETROIT</b>	<b>0-2</b>	<b>6.15</b>	<b>51</b>	<b>0</b>	<b>0</b>	<b>0</b>	<b>0</b>	<b>67.1</b>	<b>73</b>	<b>48</b>	<b>46</b>	<b>42</b>	<b>45</b>
1999	Albuquerque	3-4	3.18	18	0	0	0	3	22.2	16	9	8	11	25
	Syracuse	4-0	2.63	14	0	0	0	0	27.1	18	9	8	10	28
	<b>LOS ANGELES (NL)</b>	<b>0-0</b>	<b>5.54</b>	<b>12</b>	<b>0</b>	<b>0</b>	<b>0</b>	<b>0</b>	<b>13.0</b>	<b>11</b>	<b>8</b>	<b>8</b>	<b>6</b>	<b>7</b>
2000	Omaha	2-1	4.02	27	0	0	0	2	40.1	37	19	18	28	28
	<b>KANSAS CITY</b>	<b>0-2</b>	<b>6.48</b>	<b>6</b>	<b>0</b>	<b>0</b>	<b>0</b>	<b>0</b>	<b>8.1</b>	<b>13</b>	<b>6</b>	<b>6</b>	<b>10</b>	<b>4</b>
2001	Wichita	0-0	2.90	15	2	0	0	4	31.0	26	10	10	9	38
	Edmonton	2-5	2.76	34	1	0	0	3	45.2	41	16	14	19	65
2002	Edmonton	7-4	3.68	34	9	1	0	0	88.0	71	41	36	44	79
2003	Albuquerque	5-3	5.37	23	5	0	0	1	53.2	61	33	32	18	40
<b>Major League Totals</b>		<b>9-18</b>	<b>4.57</b>	<b>220</b>	<b>0</b>	<b>0</b>	<b>0</b>	<b>6</b>	<b>260.0</b>	<b>231</b>	<b>140</b>	<b>132</b>	<b>166</b>	<b>215</b>
<b>Minor League Totals</b>		<b>61-65</b>	<b>3.79</b>	<b>305</b>	<b>136</b>	<b>15</b>	<b>5</b>	<b>14</b>	<b>1007.2</b>	<b>966</b>	<b>504</b>	<b>424</b>	<b>443</b>	<b>884</b>



## GLENN HOFFMAN

# 26

### THIRD BASE COACH

**BORN:** July 7, 1958 in Orange, CA  
**RESIDENCE:** Anaheim Hills, CA  
**NAMED TO STAFF:** November 3, 2005

**OPENING DAY AGE:** 58

**PLAYING POSITION:** Infielder  
**MLB COACHING CAREER:** Manager, Los Angeles Dodgers (1998); Bullpen Coach, Dodgers (1999); Third Base Coach, Dodgers (1999-2005); Third Base Coach, San Diego Padres (2006-present)

### COACHING CAREER

- Is in his 43rd year in professional baseball, 20th as a Major League coach and 13th as the Padres third base coach.
- Served in the same capacity with the Los Angeles Dodgers during the 1999-2005 seasons.
- Began the 1999 season as the Dodgers bullpen coach before he was reassigned to third base coach on May 26.
- Guided the Dodgers to a 47-41 record and third place finish in 1998 after taking over as manager on June 21.
- Compiled a 246-302 (.449) mark in five seasons as a manager in the Dodgers minor league system (1991-93, '97-98)...served as the Dodgers minor league field coordinator from 1994-96.

### PLAYING CAREER

- Infielder played parts of nine seasons in the Major Leagues as an infielder with the Boston Red Sox (1980-87), Dodgers (1987) and California Angels (1989)...batted .242 with 106 doubles, 23 home runs, 210 RBI and 247 runs in 766 games.
- Member of Boston's American League Championship team in 1986, opening the season as the starting shortstop before spraining his right ankle in the second game of the season on April 9 at Detroit.
- Named to the Topps and *Baseball America* All-Rookie teams in 1980.
- Was Boston's second-round selection in the June 1976 First-Year Player Draft.

### PERSONAL

- Full name is **Glenn Edward Hoffman**...he and his wife, Cheryl, have five children: Sarah, Stacy, Sabrina and twins, Drake and Dylan.
- Earned All-League and All-County honors at Savanna High School in Anaheim, Calif. where he set school records for hits and doubles...won three letters in basketball as a guard and was an All-League selection as a senior when he set a school career scoring record.
- His younger brother is former Padres closer Trevor Hoffman.
- His mother was the recipient of the George and Barbara Bush Little League Parents of the Year Award on August 26, 2002 at Williamsport, PA...Mikki Hoffman accepted the award on behalf of herself and her late husband, Eddie, at the annual CAN Little League Baseball Awards breakfast...the Hoffmans were deeply involved at various levels of volunteerism at Northwest Anaheim Little League while their sons were involved.
- His father, Ed, was a United States Marine as well as a former usher at Anaheim Stadium who sang professionally and often performed the National Anthem before Angels games...Glenn had it written into his first professional contract with the Red Sox that his father would have the opportunity to perform the National Anthem before a game at Fenway Park, which he did before Glenn's first career Opening Day in 1981...that performance was later presented on the video screen to conclude the retirement ceremony of Trevor Hoffman at Petco Park in 2012.

### GLENN HOFFMAN'S CAREER BATTING RECORD

YEAR	CLUB	AVG.	G	AB	R	H	2B	3B	HR	RBI	BB	SO	SB
1976	Elmira	.272	60	191	29	52	7	2	3	34	23	9	2
1977	Winter Haven	.289	126	425	51	123	17	2	3	61	51	23	1
	Pawtucket	.444	4	9	2	4	1	0	0	2	1	1	0
1978	Pawtucket	.282	131	411	27	116	17	1	2	48	23	51	4
1979	Pawtucket	.285	139	520	70	148	13	3	11	54	29	66	1
1980	<b>BOSTON</b>	<b>.285</b>	<b>114</b>	<b>312</b>	<b>37</b>	<b>89</b>	<b>15</b>	<b>4</b>	<b>4</b>	<b>42</b>	<b>19</b>	<b>41</b>	<b>2</b>
1981	<b>BOSTON</b>	<b>.231</b>	<b>78</b>	<b>242</b>	<b>28</b>	<b>56</b>	<b>10</b>	<b>0</b>	<b>1</b>	<b>20</b>	<b>12</b>	<b>25</b>	<b>0</b>
1982	<b>BOSTON</b>	<b>.209</b>	<b>150</b>	<b>469</b>	<b>53</b>	<b>98</b>	<b>23</b>	<b>2</b>	<b>7</b>	<b>49</b>	<b>30</b>	<b>69</b>	<b>0</b>
1983	<b>BOSTON</b>	<b>.260</b>	<b>143</b>	<b>473</b>	<b>56</b>	<b>123</b>	<b>24</b>	<b>1</b>	<b>4</b>	<b>41</b>	<b>30</b>	<b>76</b>	<b>1</b>
1984	<b>BOSTON</b>	<b>.189</b>	<b>64</b>	<b>74</b>	<b>8</b>	<b>14</b>	<b>4</b>	<b>0</b>	<b>0</b>	<b>4</b>	<b>5</b>	<b>10</b>	<b>0</b>
1985	<b>BOSTON</b>	<b>.276</b>	<b>96</b>	<b>279</b>	<b>40</b>	<b>77</b>	<b>17</b>	<b>2</b>	<b>6</b>	<b>34</b>	<b>25</b>	<b>40</b>	<b>2</b>
1986	<b>BOSTON</b>	<b>.217</b>	<b>12</b>	<b>23</b>	<b>1</b>	<b>5</b>	<b>2</b>	<b>0</b>	<b>0</b>	<b>1</b>	<b>2</b>	<b>3</b>	<b>0</b>
	New Britain	.250	4	8	1	2	0	0	0	1	0	1	0
1987	<b>BOSTON</b>	<b>.200</b>	<b>21</b>	<b>55</b>	<b>5</b>	<b>11</b>	<b>3</b>	<b>0</b>	<b>0</b>	<b>6</b>	<b>3</b>	<b>9</b>	<b>0</b>
	Pawtucket	.231	46	160	18	37	7	0	2	22	14	19	2
	<b>LOS ANGELES</b>	<b>.220</b>	<b>40</b>	<b>132</b>	<b>10</b>	<b>29</b>	<b>5</b>	<b>0</b>	<b>0</b>	<b>10</b>	<b>7</b>	<b>23</b>	<b>0</b>
1988	Pawtucket	.240	109	366	38	88	14	0	3	33	36	48	2
1989	<b>CALIFORNIA</b>	<b>.212</b>	<b>48</b>	<b>104</b>	<b>9</b>	<b>22</b>	<b>3</b>	<b>0</b>	<b>1</b>	<b>3</b>	<b>3</b>	<b>13</b>	<b>0</b>
1990	Albuquerque	.302	24	63	7	19	3	1	0	10	2	9	1
<b>Major League Totals</b>		<b>.242</b>	<b>766</b>	<b>2163</b>	<b>247</b>	<b>524</b>	<b>106</b>	<b>9</b>	<b>23</b>	<b>210</b>	<b>136</b>	<b>309</b>	<b>5</b>
<b>Minor League Totals</b>		<b>.274</b>	<b>643</b>	<b>2153</b>	<b>243</b>	<b>589</b>	<b>79</b>	<b>9</b>	<b>24</b>	<b>265</b>	<b>179</b>	<b>227</b>	<b>13</b>



## JOSH JOHNSON

COACH

**BORN:** January 11, 1986

**RESIDENCE:** San Diego, CA

**NAMED TO STAFF:** December 4, 2017

**PLAYING POSITION:** Infielder

**MLB COACHING CAREER:** San Diego Padres (2018-present)

**OPENING DAY AGE:** 32

### COACHING CAREER

- Enters his first season with the Padres organization and will work primarily with infielders.
- Joins the Padres after spending the previous two seasons in the Washington Nationals organization, serving as manager for the Rookie-Level Gulf Coast League Nationals.
- In 2017, guided the GCL Nationals to the East Division title and their best record (34-22, .607) since 2013...fell one game shy of the GCL title, falling 5-4 to the GCL Yankees East in Game 3 of the best-of-three championship series.
- Led the club to a 30-23 (.566) record in 2016 and 2.5 games behind the GCL Cardinals for the East Division title...under his guidance, OF Juan Soto was named the Gulf Coast League Most Valuable Player.

### PLAYING CAREER

- Selected by the Kansas City Royals in the third round of the 2004 MLB Draft out of Middleton (FL) High School, the switch-hitting infielder spent six seasons (2004-09) in the Royals' system before joining the Nationals organization (2010-15).
- Played in 1,069 minor league games over his 12-year career, hitting .252 with 144 doubles, 35 triples, 35 home runs, 384 RBI, 131 stolen bases and 528 runs scored.

### PERSONAL

- Full name is **Joshua Rashaad Johnson**...nicknamed "JJ" during his playing days...has a daughter, Jada Symone Johnson, born on November 9, 2017...graduated from Middleton (FL) High School where he was an All-American in baseball...offered a full scholarship to University of Texas.

### JOSH JOHNSON'S CAREER BATTING RECORD

YEAR	CLUB	AVG.	G	AB	R	H	2B	3B	HR	RBI	BB	SO	SB
2004	Burlington	.167	4	12	1	2	0	0	0	1	1	3	0
2004	Royals	.213	53	178	44	38	5	6	0	22	55	38	23
2005	Idaho Falls	.240	37	129	20	31	5	4	2	26	25	25	3
2005	Royals	.259	28	112	24	29	8	2	1	16	23	24	7
2006	Burlington	.241	112	381	59	92	8	5	3	40	93	72	18
2007	Wilmington	.252	83	262	28	66	11	2	1	31	41	49	4
2008	Wilmington	.253	118	359	49	91	13	4	3	38	85	76	14
2009	Northwest Arkansas	.189	51	132	26	25	3	0	0	9	29	24	2
2009	Wilmington	.333	12	36	4	12	3	1	0	4	3	6	3
2010	Harrisburg	.287	74	223	43	64	16	2	5	31	29	37	5
2010	Potomac	.309	26	94	18	29	8	0	2	11	17	17	3
2011	Harrisburg	.244	128	447	70	109	24	3	8	36	67	91	21
2012	Syracuse	.231	76	234	35	54	8	0	0	18	35	30	6
2012	Harrisburg	.395	11	38	7	15	5	1	1	7	5	5	2
2012	Auburn	.333	2	9	3	3	1	0	0	2	0	1	1
2013	Syracuse	.341	35	88	14	30	6	1	1	14	18	12	6
2013	Harrisburg	.267	53	161	32	43	7	1	7	28	21	29	4
2014	Syracuse	.236	90	258	30	61	7	2	0	30	45	42	6
2015	Syracuse	.251	76	191	21	48	6	1	1	20	29	33	3
<b>Minor League Totals</b>		<b>.252</b>	<b>1069</b>	<b>3344</b>	<b>528</b>	<b>842</b>	<b>144</b>	<b>35</b>	<b>35</b>	<b>384</b>	<b>621</b>	<b>614</b>	<b>131</b>





# COACHES



## MARK MCGWIRE

**BENCH COACH**

# 25

**BORN:** October 1, 1963 in Pomona, CA

**OPENING DAY AGE:** 53

**RESIDENCE:** Irvine, CA

**NAMED TO STAFF:** December 2, 2015

**PLAYING POSITION:** Infielder

**MLB COACHING CAREER:** Hitting Coach, St. Louis Cardinals (2010-12), Hitting Coach, Los Angeles Dodgers (2013-15), Bench Coach, San Diego Padres (2016-present)

### COACHING CAREER

- Enters his second season with the Padres organization, serving in the role of bench coach.
- Served as hitting coach for the previous six seasons before joining the Padres, including three with the St. Louis Cardinals from 2010-12 and the previous three with the Los Angeles Dodgers.
- In 2014, under his guidance in Los Angeles the Dodgers led all of Major League Baseball with a .333 team OBP and ranked among NL leaders in batting average (.265, 2nd), slugging (.406, 2nd), extra-base hits (474, 3rd) and runs scored (718, 2nd)...the club that season also led the Majors with a .286 average with runners in scoring position.
- During his tenure with the Dodgers from 2013-15, the club ranked first in the National League (third in the Majors) in on-base percentage (.329) and second in the NL in batting average (.265), slugging percentage (.401) and OPS (.730).
- With St. Louis as hitting coach from 2010-12 the Cardinals led the NL in team average (.269), OBP (.337) and average with RISP (.274), ranked second in runs (2,263), fourth in slugging (.416) and third in OPS (.753) over that span.
- His coaching tenure in St. Louis was highlighted by the Cardinals' 2011 season when St. Louis led the NL in batting average (.273), OBP (.341), slugging (.425, T1st), OPS (.766) and runs scored (762), while striking out a NL-low 978 times en route to winning a World Series title.

### PLAYING CAREER

- Over a 16-year Major League career with the Oakland Athletics (1986-97) and St. Louis Cardinals (1997-2001) he hit .263 with 583 home runs, 1,414 RBI and 1,167 runs scored, the 10th-most home runs in baseball history.
- A 12-time Major League All-Star, he was also named the 1987 American League Rookie of the Year for the A's, the same season Benito Santiago was named National League Rookie of the Year for the Padres...over 151 games his rookie season he hit .289 with 49 home runs, 118 RBI and 97 runs scored for the A's.
- McGwire still holds the record for most home runs by a rookie (49) and career at-bats per home run (10.6).
- In 1999 he was also named to the Major League Baseball All-Century Team.
- In 1998 he broke Roger Maris' single-season home run record, set in 1961, of 61 home runs on September 8 against the Chicago Cubs' Steve Trachsel, going on to hit 70 home runs that season and following it up in 1999 with 65 home runs...also led all Major Leaguers in 1998 with a .752 slugging percentage, second in NL history behind Roger Hornsby's .756 slugging percentage in 1925.
- In 1997 he became only the second Major Leaguer, after Babe Ruth, to hit 50-or-more home runs in consecutive seasons and also the first player to ever hit 20 home runs with two different teams in one season, hitting 24 homers for the Cardinals after arriving in a July 31 trade from Oakland.
- Helped lead the A's to a World Series championship title run in 1989 when Oakland defeated San Francisco.
- Hit an Oakland record and MLB-leading 52 home runs in 1996, becoming the 14th player in history to hit 50 home runs.
- Originally signed as a first-round selection (10th overall) in the 1984 First-Year Player Draft out of the University of Southern California where he was named The Sporting News National Player of the Year as well as an All-American and Pac-10 Player of the Year in 1984, playing for legendary coach and former Brooklyn Dodger Rod Dedeaux.
- Also served as a member of Team USA at the 1984 Olympics in Los Angeles.

### PERSONAL

- Full name is **Mark David McGwire**...resides in Irvine, Calif. with his wife, Stephanie, and their children, triplet girls Monet, Marlo and Monroe, and sons Max and Mason...also has a 30-year-old son, Matt, from a previous marriage.

### MARK MCGWIRE'S CAREER BATTING RECORD

YEAR	CLUB	AVG.	G	AB	R	H	2B	3B	HR	RBI	BB	SO	SB
1984	Modesto	.200	16	55	7	11	3	0	1	1	8	21	0
1985	Modesto	.274	138	489	95	134	23	3	24	106	96	108	1
1986	Huntsville	.303	55	195	40	59	15	0	10	53	46	45	3
	Tacoma	.318	78	280	42	89	21	5	13	59	42	67	1
	OAKLAND	.189	18	53	10	10	1	0	3	9	4	18	0
1987	OAKLAND	.289	151	557	97	161	28	4	49	118	71	131	1
1988	OAKLAND	.260	155	550	87	143	22	1	32	99	76	117	0
1989	OAKLAND	.231	143	490	74	113	17	0	33	95	83	94	1
1990	OAKLAND	.235	156	523	87	123	16	0	39	108	110	116	2
1991	OAKLAND	.201	154	483	62	97	22	0	22	75	93	116	2
1992	OAKLAND	.268	139	467	87	125	22	0	42	104	90	105	0
1993	OAKLAND	.333	27	84	16	28	6	0	9	24	21	19	0
1994	OAKLAND	.252	47	135	26	34	3	0	9	25	37	40	0
1995	OAKLAND	.274	104	317	75	87	13	0	39	90	88	77	1
1996	OAKLAND	.312	130	423	104	132	21	0	52	113	116	112	0
1997	OAKLAND	.284	105	366	48	104	24	0	34	81	58	98	1
	ST. LOUIS	.253	51	174	38	44	3	0	24	42	43	61	2
1998	ST. LOUIS	.299	155	509	130	152	21	0	70	147	162	155	1
1999	ST. LOUIS	.278	153	521	118	145	21	1	65	147	133	141	0
2000	ST. LOUIS	.305	89	236	60	72	8	0	32	73	76	78	1
2001	ST. LOUIS	.187	97	299	48	56	4	0	29	64	56	118	0
<b>Major League Totals</b>		<b>.263</b>	<b>1874</b>	<b>6187</b>	<b>1167</b>	<b>1626</b>	<b>252</b>	<b>6</b>	<b>583</b>	<b>1414</b>	<b>1317</b>	<b>1596</b>	<b>12</b>
<b>Minor League Totals</b>		<b>.288</b>	<b>287</b>	<b>1019</b>	<b>184</b>	<b>293</b>	<b>62</b>	<b>8</b>	<b>48</b>	<b>219</b>	<b>192</b>	<b>241</b>	<b>5</b>



## SKIP SCHUMAKER

FIRST BASE COACH

**BORN:** February 3, 1980 in Torrance, CA      **OPENING DAY AGE:** 38  
**RESIDENCE:** Ladera Ranch, CA  
**NAMED TO STAFF:** November 13, 2017  
**PLAYING POSITION:** Outfielder and Second Baseman  
**MLB COACHING CAREER:** San Diego Padres (2018)

### COACHING CAREER

- Enters his third year with the Padres organization and first on the Major League coaching staff as first base coach after serving as an assistant to baseball operations and player development since 2016.

### PLAYING CAREER

- Played professionally for a total of 15 years, including 11 seasons in the Major Leagues with the Cardinals (2005-12), Dodgers (2013) and Reds (2014-15)...hit a combined .278 (905-for-3252) with 169 doubles, 13 triples, 28 home runs, 284 RBI and 416 runs scored in 1,149 big league games.
- Selected by St. Louis in the fifth round of the 2001 MLB Draft
- A two-time World Series Champion in 2006 and 2011 with the Cardinals, Schumaker was an integral part of their 2011 title, appearing in six World Series games against Texas, including starts in center field in Game Five, Six and Seven...finished the postseason with a .381 (8-for-21) average with four RBI and two runs scored in 11 games.
- In both 2014 and 2015, was the Cincinnati Reds nominee for the MLBPA's Marvin Miller Man of the Year award.

### PERSONAL

- Full name is **Jared Michael "Skip" Schumaker**...he and his wife, Lindsey, have a son, Brady, and a daughter, Presley...resides in Ladera Ranch, Calif... attended the University of California, Santa Barbara and had 100 total hits for a batting average of an even .400 in 2001...played for the Team USA Squad that went 8-1 and qualified for the 2008 Olympic Games by beating Cuba in the qualifying tournament where he hit .405 with a home run and eight RBI in nine games.

### SKIP SCHUMAKER'S CAREER BATTING RECORD

YEAR	CLUB	AVG.	G	AB	R	H	2B	3B	HR	RBI	BB	SO	SB
2001	New Jersey	.253	49	162	22	41	10	1	0	14	29	33	11
2002	Potomac	.287	136	551	71	158	22	4	2	44	45	84	26
2003	Tennessee	.251	91	342	43	86	20	3	2	22	37	54	6
2004	Tennessee	.316	138	516	78	163	29	6	4	43	60	61	19
2005	Memphis	.287	115	443	66	127	24	3	7	34	29	54	14
	St. Louis	.250	27	24	9	6	1	0	0	1	2	2	1
2006	Memphis	.306	95	369	47	113	13	3	3	27	23	48	11
	St. Louis	.185	28	54	3	10	1	0	1	2	5	6	2
2007	Memphis	.306	59	232	34	71	16	0	7	31	27	37	2
	St. Louis	.333	88	177	19	59	12	2	2	19	8	20	1
2008	St. Louis	.302	153	540	87	163	22	5	8	46	47	60	8
2009	St. Louis	.303	153	532	85	161	34	1	4	35	52	69	2
2010	St. Louis	.265	137	476	66	126	18	1	5	42	43	64	5
2011	St. Louis	.283	117	367	34	104	19	0	2	38	27	50	0
2012	Memphis	.286	7	21	5	6	2	0	0	0	4	3	1
	St. Louis	.276	107	272	37	75	14	4	1	28	27	50	1
2013	Los Angeles (NL)	.263	125	319	31	84	16	0	2	30	28	54	2
2014	Louisville	.417	4	12	1	5	4	0	0	3	1	3	0
	Cincinnati	.235	83	247	22	58	12	0	2	22	18	50	2
2015	Cincinnati	.242	131	244	23	59	20	0	1	21	23	51	2
	Major League Totals	.278	1149	3252	416	905	169	13	28	284	280	476	26
	Minor League Totals	.291	694	2648	367	770	140	20	25	218	255	377	90



# MATT STAIRS

HITTING COACH

# 47

**BORN:** February 27, 1968 in New Brunswick, Canada **OPENING DAY AGE:** 50

**RESIDENCE:** San Diego, CA

**NAMED TO STAFF:** November 13, 2017

**PLAYING POSITION:** Utility

**MLB COACHING CAREER:** Hitting Coach, Philadelphia Phillies (2017), Hitting Coach, San Diego Padres (2018)

## COACHING CAREER

- Enters his first season with the Padres organization as hitting coach after serving in the same role for the Philadelphia Phillies during the 2017 season.
- Was a guest spring training instructor for the Phillies in 2016.

## PLAYING CAREER

- Played parts of 19 seasons in the major leagues with 12 different franchises, including the Padres in 2010.
- Originally signed by the Montreal Expos as an amateur free agent in 1989 and batted .262 with 294 doubles, 13 triples, 265 home runs, 899 RBI, 717 walks and 770 runs in 1,895 career Major League games between the Expos (1992-93), Boston Red Sox (1995), Oakland Athletics (1996-2000), Chicago Cubs (2001), Milwaukee Brewers (2002), Pittsburgh Pirates (2003), Kansas City Royals (2004-2006), Texas Rangers (2006), Detroit Tigers (2006), Toronto Blue Jays (2007-08), Phillies (2008-09), Padres (2010) and Washington Nationals (2011).
- Won the World Series with the Phillies in 2008 and the National League pennant in 2009...hit the game-winning, pinch-hit two-run homer off Jonathan Broxton in Game 4 of the 2008 NLCS at Dodger Stadium.
- Is MLB's all-time leader in pinch home runs (23) and ranks second in MLB history in home runs by a Canadian-born player (265), trailing only Larry Walker (383).
- Slugged five pinch home runs for the Phillies in 2009, tying a single-season franchise record (Gene Freese – 1959)
- Played 60 games for the Chunichi Dragons of the Japanese Central League in 1993.
- Hit for the cycle for Harrisburg (AA), 8/23/91 vs New Britain, finishing the feat with a bunt single.
- Named MVP of the Eastern League in 1991 after leading the league in AVG (.333), hits (168), SLG % (.509) and total bases (257).

## PERSONAL

- Full name is **Matthew Wade Stairs**...he and his wife, Lisa, have three daughters: Chandler, Nicole and Alicia...1988 graduate of Fredericton High School (New Brunswick)...played for the Canadian Olympic team following graduation...also played for Team Canada at the World Championships in Italy in 1987 and during the World Baseball Classic in 2006 & 2009...inducted into the New Brunswick Hall of Fame in 2012 and the Canadian Baseball Hall of Fame in 2015...following his playing career, was an in-studio analyst for the New England Sports Network (NESN) and co-hosted programming on MLB Network Radio on Sirius/XM...spent three seasons (2014-16) with CSN Philly as a color analyst for Phillies TV broadcasts.

## MATT STAIRS' CAREER BATTING RECORD

YEAR	CLUB	AVG.	G	AB	R	H	2B	3B	HR	RBI	BB	SO	SB
1989	Rockford	.284	44	141	20	40	9	2	2	14	15	29	5
	West Palm Beach	.189	36	111	12	21	3	1	1	9	9	18	0
	Jamestown	.256	14	43	8	11	1	0	1	5	3	5	1
1990	Jacksonville	.254	79	280	26	71	17	0	3	34	22	43	5
	West Palm Beach	.339	55	183	30	62	9	3	3	30	41	19	15
1991	Harrisburg	.333	129	505	87	168	30	10	13	78	66	47	23
1992	<b>Montreal</b>	<b>.167</b>	<b>13</b>	<b>30</b>	<b>2</b>	<b>5</b>	<b>2</b>	<b>0</b>	<b>0</b>	<b>5</b>	<b>7</b>	<b>7</b>	<b>0</b>
	Indianapolis	.267	110	401	57	107	23	4	11	56	49	61	11
1993	<b>Montreal</b>	<b>.375</b>	<b>6</b>	<b>8</b>	<b>1</b>	<b>3</b>	<b>1</b>	<b>0</b>	<b>0</b>	<b>2</b>	<b>0</b>	<b>1</b>	<b>0</b>
	Ottawa	.280	34	125	18	35	4	2	3	20	11	15	4
1994	New Britain	.309	93	317	44	98	25	2	9	61	53	38	10
1995	<b>Boston</b>	<b>.261</b>	<b>39</b>	<b>88</b>	<b>8</b>	<b>23</b>	<b>7</b>	<b>1</b>	<b>1</b>	<b>17</b>	<b>4</b>	<b>14</b>	<b>0</b>
	Pawtucket	.284	75	271	40	77	17	0	13	56	29	41	3
1996	<b>Oakland</b>	<b>.277</b>	<b>61</b>	<b>137</b>	<b>21</b>	<b>38</b>	<b>5</b>	<b>1</b>	<b>10</b>	<b>23</b>	<b>19</b>	<b>23</b>	<b>1</b>
1996	Edmonton	.344	51	180	35	62	16	1	8	41	21	34	0
1997	<b>Oakland</b>	<b>.298</b>	<b>133</b>	<b>352</b>	<b>62</b>	<b>105</b>	<b>19</b>	<b>0</b>	<b>27</b>	<b>73</b>	<b>50</b>	<b>60</b>	<b>3</b>
1998	<b>Oakland</b>	<b>.294</b>	<b>149</b>	<b>523</b>	<b>88</b>	<b>154</b>	<b>33</b>	<b>1</b>	<b>26</b>	<b>106</b>	<b>59</b>	<b>93</b>	<b>8</b>
1999	<b>Oakland</b>	<b>.258</b>	<b>146</b>	<b>531</b>	<b>94</b>	<b>137</b>	<b>26</b>	<b>3</b>	<b>38</b>	<b>102</b>	<b>89</b>	<b>124</b>	<b>2</b>
2000	<b>Oakland (NL)</b>	<b>.227</b>	<b>143</b>	<b>476</b>	<b>74</b>	<b>108</b>	<b>26</b>	<b>0</b>	<b>21</b>	<b>81</b>	<b>78</b>	<b>122</b>	<b>5</b>
2001	Chicago (NL)	.250	128	340	48	85	21	0	17	61	52	76	2
2002	<b>Milwaukee</b>	<b>.244</b>	<b>107</b>	<b>270</b>	<b>41</b>	<b>66</b>	<b>15</b>	<b>0</b>	<b>16</b>	<b>41</b>	<b>36</b>	<b>50</b>	<b>2</b>
2003	<b>Pittsburgh</b>	<b>.292</b>	<b>121</b>	<b>305</b>	<b>49</b>	<b>89</b>	<b>20</b>	<b>1</b>	<b>20</b>	<b>57</b>	<b>45</b>	<b>64</b>	<b>0</b>
	Nashville	.167	7	18	4	3	0	0	2	3	7	2	0
2004	<b>Kansas City</b>	<b>.267</b>	<b>126</b>	<b>439</b>	<b>48</b>	<b>117</b>	<b>21</b>	<b>3</b>	<b>18</b>	<b>66</b>	<b>49</b>	<b>92</b>	<b>1</b>
2005	<b>Kansas City</b>	<b>.275</b>	<b>127</b>	<b>396</b>	<b>55</b>	<b>109</b>	<b>26</b>	<b>1</b>	<b>13</b>	<b>66</b>	<b>60</b>	<b>69</b>	<b>1</b>
2006	<b>Kansas City</b>	<b>.261</b>	<b>77</b>	<b>226</b>	<b>31</b>	<b>59</b>	<b>14</b>	<b>0</b>	<b>8</b>	<b>32</b>	<b>31</b>	<b>52</b>	<b>0</b>
	Texas	.210	26	81	6	17	4	0	3	11	6	22	0
	Detroit	.244	14	41	5	10	3	0	2	8	3	12	0
2007	Toronto	.289	125	357	58	103	28	1	21	64	44	66	2
2008	Toronto	.250	105	320	42	80	11	1	11	44	41	87	1
	Philadelphia	.294	16	17	4	5	1	0	2	5	1	3	0
2009	Philadelphia	.194	99	103	15	20	4	0	5	17	23	30	0
2010	San Diego	.232	78	99	14	23	6	0	6	16	11	32	2
2011	Washington	.154	56	65	4	10	1	0	0	2	9	23	0
<b>Major League Totals</b>		<b>.262</b>	<b>1895</b>	<b>5204</b>	<b>770</b>	<b>1366</b>	<b>294</b>	<b>13</b>	<b>265</b>	<b>899</b>	<b>717</b>	<b>1122</b>	<b>30</b>
<b>Minor League Totals</b>		<b>.293</b>	<b>727</b>	<b>2575</b>	<b>381</b>	<b>755</b>	<b>154</b>	<b>25</b>	<b>69</b>	<b>407</b>	<b>326</b>	<b>352</b>	<b>77</b>



# 28

## JOHNNY WASHINGTON

### ASSISTANT HITTING COACH

**BORN:** May 6, 1984 in Long Beach, CA

**OPENING DAY AGE:** 32

**RESIDENCE:** Long Beach, CA

**NAMED TO STAFF:** January 16, 2017

**PLAYING POSITION:** Infielder

**MLB COACHING CAREER:** First Base Coach, San Diego Padres (2017), Assistant Hitting Coach, San Diego Padres (2018)



### COACHING CAREER

- Johnny Washington enters his second season with the Padres organization and first as the first base coach, serving as hitting coach for Double-A San Antonio in 2016.
- Prior to joining San Diego he spent the previous eight seasons in the Los Angeles Dodgers organization, with the last seven in a coaching capacity.
- After serving three seasons (2009-11) as hitting coach with Ogden, Washington served as a coach at Camelback Ranch in 2012 and as hitting coach for Single-A Rancho Cucamonga in 2013...in 2014 he served as hitting coach for Single-A Great Lakes... served the 2015 season as hitting coach for Triple-A Oklahoma City.

### PLAYING CAREER

- Originally signed by the Texas Rangers as a 27th-round selection in the 2003 First-Year Player Draft out of Mount San Jacinto (CA) Junior College.
- Enjoyed a seven-year professional career as an infielder in the Texas Rangers (2003-06) and Dodgers (2008-09) organizations, in addition to three seasons of independent league baseball...retired as a player early in the 2009 season and immediately joined the coaching ranks as hitting coach for Rookie-Level Ogden.

### PERSONAL

- Originally from Compton, Calif., he and his wife, Patrice, have three children, Jaya and twins Jayce and Jaymie.

### JOHNNY WASHINGTON'S CAREER BATTING RECORD

YEAR	CLUB	AVG.	G	AB	R	H	2B	3B	HR	RBI	BB	SO	SB
2003	Rangers (R)	.222	21	63	11	14	2	0	1	8	9	15	4
2004	Rangers (R)	.219	12	32	7	7	1	0	0	3	8	13	2
	Bakersfield	.083	4	12	1	1	0	0	0	3	1	5	0
	Spokane	.100	10	20	2	2	1	0	0	0	2	8	0
2006	Clinton	.194	31	98	7	19	3	0	1	5	13	37	3
	Spokane	.167	6	18	2	3	1	0	0	2	0	7	1
	Bakersfield	.139	16	36	3	5	2	0	0	0	2	11	0
2007	South Georgia	.246	89	260	55	64	9	2	3	43	66	72	18
2008	Florence	.186	20	59	12	11	1	0	1	7	17	14	1
2009	Inland Empire	.286	2	7	1	2	0	0	0	0	0	0	0
	Joliet	.286	6	14	3	4	2	0	0	0	2	4	0
	River City	.118	5	17	1	2	1	0	0	3	1	5	1
<b>Minor League Totals</b>		<b>.185</b>	<b>102</b>	<b>286</b>	<b>34</b>	<b>53</b>	<b>10</b>	<b>0</b>	<b>2</b>	<b>21</b>	<b>35</b>	<b>96</b>	<b>10</b>
<b>Independent Totals</b>		<b>.231</b>	<b>120</b>	<b>350</b>	<b>71</b>	<b>81</b>	<b>13</b>	<b>4</b>	<b>4</b>	<b>53</b>	<b>86</b>	<b>95</b>	<b>20</b>



## BASEBALL SUPPORT STAFF



### MARK ROGOW

#### HEAD ATHLETIC TRAINER

- Mark Rogow enters his third season with the Padres.
- Joined the Padres after five years with the United States Department of Defense, serving as Sports Medicine Program Manager for Naval Special Warfare - Group One (Navy SEALs) in Coronado, Calif...in his previous position he oversaw the clinic operation that was responsible for providing musculoskeletal care and rehabilitation for over 1,800 special ops personnel.
- Was awarded as a member of the Major League Athletic Training Staff of the Year by his peers in 2002.
- Prior to working for the Department of Defense, spent 20 years working in professional baseball, most recently as the Minor League Athletic Training and Medical Coordinator for the New York Mets for five seasons (2006-10)...prior to the Mets, served with the Pittsburgh Pirates organization from 1991-2005 in various capacities...served with Pittsburgh's Major League Club as assistant athletic trainer and assistant strength and conditioning coordinator for five seasons (2001-05) after serving as Minor League Athletic Training/Rehab/Strength and Conditioning Coordinator in Pittsburgh's organization for four seasons (1997-2000)...also served as athletic trainer for the Honolulu Sharks (1996), Carolina Mudcats (1996), Bradenton Pirates (1992-95) and Chandler Diamondbacks (1994).
- Graduated with honors from the University of Florida with a Bachelor of Science in Exercise and Sport Sciences in 1991...earned his certification in massage therapy from the Florida School of Massage in 1991.
- Is Athletic Trainer Certified (ATC) with the National Athletic Trainers' Association as well as a Certified Strength and Conditioning Specialist (CSCS) with the National Strength and Conditioning Association.
- Resides in Carlsbad, Calif with his wife, Cheryl, and their three children, Spencer, Preston and Hayden.



### BRETT MCCABE

#### STRENGTH AND CONDITIONING COACH

- Brett McCabe enters his sixth season as the Padres' strength and conditioning coach... named to the post on December 11, 2012.
- Joined the Padres after seven seasons with the Arizona Diamondbacks organization, where, as the minor league strength and conditioning coordinator, he was responsible for overseeing the strength and conditioning programs for the organization's affiliates.
- Served three seasons as a strength and conditioning coach in the Blue Jays system from 2003-05... worked at Double-A New Haven in 2003 before taking over at Triple-A Syracuse from 2004-05.
- Earned a bachelor's of science degree in movement science at Grand Valley State University (Mich.) in 2002...is a licensed massage therapist, registered strength and conditioning coach and certified strength and conditioning specialist.
- He and his wife, Krystle, reside in San Diego, Calif.



### PAUL NAVARRO

#### ASSISTANT ATHLETIC TRAINER

- Paul Navarro is in his 13th full season as the Padres' assistant athletic trainer.
- Filled in with the Major League club in the latter part of the 2005 campaign...first joined San Diego's system in 2000.
- Served as the athletic trainer for the Padres' Single-A Fort Wayne (2004-05), Rookie-level Idaho Falls (2001-03) and Rookie-level Peoria (2000) affiliates.
- Earned a bachelor's degree in athletic training from the University of La Verne in 1994...is a Certified Strength and Conditioning Specialist (CSCS) and Athletic Trainer Certified (ATC).
- Born January 8, 1973, Navarro and his wife, Rosalie, make their offseason home in Chino Hills, Calif...they have three sons, Paul, Colin and Cade.



### WILL SINON

#### ASSISTANT ATHLETIC TRAINER

- Will Sinon enters his 21st season with the Padres organization and his fourth season with the Major League team after joining the squad in 2015...served the previous nine seasons with Single-A Lake Elsinore as athletic trainer.
- Earned California League Trainer of the Year honors for the 2008 campaign.
- Spent the 2006 season as athletic trainer at Triple-A Portland...served in the same capacity for Double-A Mobile from 2003-05, earning Southern League Trainer of the Year honors in 2003.
- Joined the Padres organization in 1998 as athletic trainer at Rookie-level Peoria and held that position through the 1999 season...also athletic trainer for the Pioneer League Champion Idaho Falls club in 2000 and Single-A Fort Wayne from 2001-02.
- Is a Certified Athletic Trainer and Certified Strength and Conditioning Specialist (CSCS)...earned his Bachelors of Science degree from the University of La Verne.
- Sinon and his wife, Amy, daughter, Emily, and son, Matthew, reside in Ladera Ranch, Calif.

## BASEBALL SUPPORT STAFF



### JUSTIN HATCHER

**BULLPEN CATCHER/INSTRUCTOR**

**48**

- Justin Hatcher is in his 11th season as a Padres bullpen catcher.
- Signed by the Padres as a minor league free agent on August 15, 2006...originally signed by the Texas Rangers as a 25th-round selection in the 2003 First-Year Player Draft.
- Compiled a .262 average in 258 minor league games as a catcher over parts of five seasons in the Rangers (2003-06) and Padres (2006-07) organizations.
- A native of Fort Worth, Tex., he attended Texas Christian University.
- Born May 12, 1980, Hatcher and his wife, Lori, reside in Aledo, Tex., with their daughter, Savannah, and son, Gage.



### GRIFFIN BENEDICT

**BULLPEN CATCHER**

**81**

- Griffin Benedict is in his eighth season as a Padres bullpen catcher.
- Joined the Major League staff during Spring Training of 2011 and has contributed to the Padres' scouting department for the past four years.
- A minor league catcher, he was signed by the Padres as a 16th-round selection in the 2009 First-Year Player Draft and played parts of two minor league seasons between Short-A Eugene, Single-A Fort Wayne and Triple-A Portland.
- Resides in Dunwoody, Ga.



### T.J. LASITA

**DIRECTOR, TEAM AND STAFF SERVICES**

- 2018 marks T.J. Lasita's inaugural season in the Padres' organization, following five seasons with the Arizona Diamondbacks.
- In his role of Assistant Director, Player Development with the D-Backs, he assisted in managing relationships with the organization's affiliates, coordinators and coaching staffs, and he assisted in player acquisitions and transactions.
- Served as Vice President of Baseball Operations for Arizona's Triple-A Reno Aces from 2009-12.
- Was the Vice President of Communications for NBA Development League's Reno Bighorns from 2009-11, Editorial and Production Assistant with the Cincinnati Reds in 2008 and Media Relations Coordinator with Triple-A Albuquerque Isotopes from 2006-07.
- Graduated in 2006 from Ohio University's E.W. Scripps School of Journalism with a bachelor's degree in journalism.
- Lasita, his wife, Amanda, and their son, Chase, reside in San Diego, Calif.



## BASEBALL SUPPORT STAFF



### SPENCER DALLIN

#### MANAGER, EQUIPMENT & CLUBHOUSE

- Spencer Dallin enters his 24th season with the Padres organization and his third season as the Major League equipment & clubhouse manager after serving the previous 13 seasons as assistant to the equipment manager from 2003-15.
- Joined the Padres organization in 1995 with Rancho Cucamonga, serving there for two seasons before moving to Idaho Falls in 1997...served with the visiting clubhouse at Qualcomm Stadium from 1998-2001 before moving over to Triple-A Portland in 2002 and to the Padres home clubhouse in 2003...has worked three Major League All-Star Games (2011, 2015 and 2016), including leading the clubhouse operations for the American League team at Petco Park for the 2016 Midsummer classic.
- A native of Rialto, Calif, Dallin now resides in San Diego, Calif.



### TONY PETRICCA

#### ASSISTANT EQUIPMENT MANAGER/UMPIRE ROOM ATTENDANT

- Tony Petricca enters his 28th season with the Padres organization...started with the Padres in 1990 as assistant equipment manager.
- Has also worked for the San Diego Chargers as assistant equipment manager from 1983-1990, and currently assists with the San Diego Gulls who he also worked for from 1991-95.
- Graduated from the University of San Diego in 1988 with a degree in business administration.
- Resides in Lakeside, Calif. with his three sons, Vincent, Giovanni and Dominic.



### PHILIP KERR

#### MASSAGE THERAPIST

- Philip Kerr is in his 11th full season as the Padres massage therapist...worked several home games during the 2006 season and took over the position full-time in June 2007.
- Attended the International Professional School of Bodywork (IPSB)...logged more than 1,000 hours of massage training, working at the school's massage therapy center.
- Is a nationally-certified holistic health practitioner and a member of the American Massage Therapy Association (AMTA).
- Kerr and his wife, Gabrielle, reside in San Diego with their son, Waylon, and daughter, Lucinda.



### SCOTT HACKER

#### MAJOR LEAGUE PHYSICAL THERAPIST

- Scott Hacker enters his second season as the Padres major league physical therapist after joining the team in February 2017.
- Served as a contracted physical therapist for the Padres organization during the 2015-2016 seasons.
- Earned a bachelor's of science degree in Human Biology from University California San Diego in 2010 and completed his Doctor of Physical Therapy Degree at University of St. Augustine in San Diego.
- Hacker and his wife, Karras, reside in San Diego with their son, Hudson.



**James Bigler**  
Clubhouse Attendant



**Josh Verneti**  
Clubhouse Attendant





### CATHERINE M. ROBERTSON, MD

#### BOARD-CERTIFIED ORTHOPEDIC SURGEON

- Dr. Robertson is the Padres head team physician.
- Is a board-certified orthopedic surgeon who specializes in treating injuries of the shoulder, knee and hip using minimally invasive techniques for restoring joint function and to treat complex ligament, tendon, cartilage and meniscus injuries.
- Completed her residency training at UC San Diego School of Medicine and her fellowship training in sports medicine and shoulder surgery at the Hospital for Special Surgery in New York City.
- Dr. Robertson is Chief of Sports Medicine at UC San Diego Health. She was associate team physician for the San Diego Chargers from 2013-2017. She is also team physician for the San Diego Sea Lions women's professional soccer team and UC San Diego Tritons, as well as the lead physician for the partnership between UC San Diego Health and the US Olympic Committee.



### KENNETH S. TAYLOR, MD

#### BOARD CERTIFIED IN FAMILY MEDICINE

- Dr. Taylor is a Padres team physician, serving as the lead primary care physician for the club.
- Is a board-certified family medicine doctor who specializes in sports medicine. His expertise includes diagnosing, treating and preventing athletic injuries. Dr. Taylor has a special interest in using musculoskeletal ultrasound to perform diagnostic and therapeutic treatments.
- Dr. Taylor completed a fellowship and residency at UC San Diego School of Medicine, where he also earned his medical degree.
- He is a co-team physician for the San Diego Sockers and the head team physician for UC San Diego intercollegiate and club athletics. Dr. Taylor also serves as the medical director for the International Surfing Association.



### MATTHEW MEUNIER, MD

#### BOARD-CERTIFIED ORTHOPEDIC SURGEON

- Dr. Meunier is a Padres associate team physician.
- Is a board-certified orthopedic surgeon specializing in hand, upper extremity and microvascular surgery. He holds a Certificate of Added Qualification in Hand Surgery and specializes in managing unique injuries and disorders of the hand, elbow and shoulder.
- Dr. Meunier completed his orthopedic surgery residency at the Hospital for Special Surgery in New York City, and his fellowship training in hand surgery at Washington University in St. Louis.
- Has served as a consultant physician for the San Diego Chargers.



### DANIEL SLATER, MD

#### BOARD CERTIFIED IN FAMILY MEDICINE

- Dr. Slater is a Padres associate team physician.
- Is board certified in both family medicine and integrative medicine, and is a fellow of the American Academy of Family Physicians (FAAFP).
- Dr. Slater completed a fellowship in integrative medicine at the University of Arizona and a residency in family medicine at UCLA Medical Center, Santa Monica. He earned his medical degree from UC San Diego School of Medicine.
- A professor in the Department of Family Medicine and Public Health, Dr. Slater trains medical students and residents at UC San Diego School of Medicine.



### BRYAN LEEK, MD

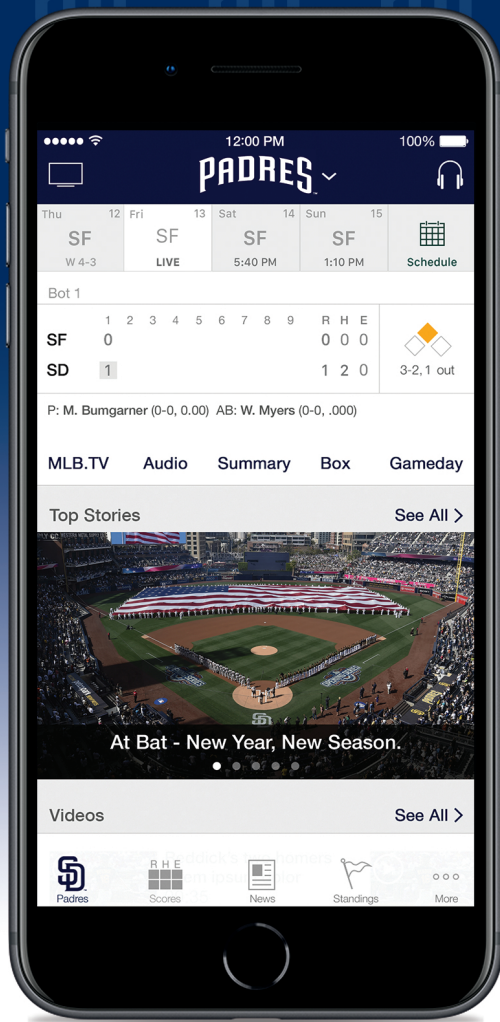
#### BOARD CERTIFIED IN SPORTS MEDICINE

- Dr. Leek is a Padres associate team physician.
- He is a board-certified orthopedic surgeon specializing in sports medicine and upper extremity surgery. He has advanced training in both sports medicine and surgical management of injuries to the shoulder, elbow, hand, wrist.
- Dr. Leek completed his Orthopedic Surgery residency at UC San Diego School of Medicine and his fellowship training in Sports Medicine at the San Diego Sports Medicine and Arthroscopy Fellowship. His upper extremity fellowship was completed at the CV Starr Hand Center, Roosevelt Hospital in New York City.

#### UC SAN DIEGO HEALTH

As San Diego's only academic medical center, UC San Diego Health is the region's premier destination for patients requiring complex, multidisciplinary care. UC San Diego Health is currently ranked the No. 1 health system in San Diego and holds national rankings in eight adult medical and surgical specialties from U.S. News & World Report's 2016-17 Best Hospitals issue. The ability to deliver this caliber of quality, specialized care is a testament to both the academic health care model and to the talents and dedication of UC San Diego Health physicians, who are faculty members at UC San Diego School of Medicine and often leaders in research complementary to their clinical specialty areas.

The multidisciplinary UC San Diego Health team caring for the Padres also includes many other specialists and staff in orthopedic surgery, family and sports medicine, emergency medicine, neurology, psychiatry, internal medicine, cardiology, gastroenterology, nephrology, endocrinology, general surgery, otolaryngology, urology, ophthalmology, radiology, anesthesia, sleep medicine, infectious diseases, hyperbaric medicine, dentistry and more.



# The #1 App for Live Padres Baseball



# At Bat®





PADRES



2018 SAN DIEGO PADRES

---





## AUSTIN ALLEN

CATCHER

@DoubleAA41

# 83

BATS/THROWS: L/R

OPENING DAY AGE: 24

BORN: January 16, 1994 in St. Louis, MO

RESIDENCE: Orlando, FL

ACQUIRED: Signed as a fourth-round selection in the 2015 First-Year Player Draft

HEIGHT/WEIGHT: 6-2/220

SERVICE TIME: 0.000

### NON-ROSTER INVITEE

#### CAREER

**2017: Finished among the leaders in several offensive categories in the California League and earned several accolades while with Lake Elsinore (A).**

- Among California League hitters, ranked third in slugging percentage (.497), fourth in homers (22) and OPS (.849), sixth in total bases (230), tied for sixth in doubles (31) and seventh in RBI (81).
- Named an MiLB.com Organization All-Star for San Diego.
- Earned MiLB.com Cal League Player of the Month for the month of July, including Player of the Week honors in back-to-back weeks for the weeks of 7/10-16 and 7/17-23...his three four-hit games and 32 RBI were the second-most in professional baseball in July.
- During the month of July, he posted a .374/.398/.691 slash line with 10 home runs, 32 RBI and 27 runs...on 7/29, he went 4-for-6 with two home runs and six RBI.
- Started in each of the 85 games he played in at catcher...made his first professional start at first base during the season.
- Tabbed by MLB.com as the No. 20 prospect in the Padres organization following the season.

#### QUICK HITS

- Named an Organization All-Star for San Diego by MiLB.(2017)
- MiLB.com California League Player of the Month (April 2017).
- Earned Player of the Week honors twice with Lake Elsinore in 2017 and once with Fort Wayne in 2016.

**2016: Split the season between Fort Wayne (A) and San Antonio (AA), posting a combined .319 average (134-for-420) with 30 extra-base hits, 62 RBI and 53 runs.**

- Earned Midwest League Player of the Month for the month of April, including Player of the Week honors for the week ending in 4/17...posted a .460/.539/.603 mark over 18 games during April with seven extra-base hits, 14 RBI, 15 runs and 10 walks.
- Started in 89 of the 91 games he played in, working a career-high 777.0 innings and posting a .991 fielding percentage.
- Finished sixth in the MWL in batting average after hitting .320 on the season.
- Earned Midwest League Mid-Season Post-Season All-Star honors for Fort Wayne.
- Tabbed by *Baseball America* as the No. 30 prospect in the Padres organization following the season.

**2015: Made his professional debut and spent the entire campaign with Tri-City (A).**

- Hit .280 (23-for-82) in 22 games after the All-Star break after hitting just .211 (24-for-114) over 31 games before the All-Star break.
- Started in all 51 games he played in while working in 434.1 innings.

#### PERSONAL

Austin Michael Allen...is the son of Mike and Kim...has two brothers, Tyler and Trevor, and one sister, Ashley...attended Florida Institute of Technology for college...graduated from Chaminade College Preparatory (MO)...earned Perfect Game Underclass Honorable Mention (2011) and Perfect Game Central Region Honorable Mention (2012)...enjoys fishing and has a labradoodle dog named Griffey...his favorite food is his mom's spaghetti and also frequents Chipotle...his favorite movie is *Wolf Of Wall Street*...all-time favorite baseball players are Chipper Jones and Manny Ramirez...roots for the Los Angeles Lakers.

#### AUSTIN ALLEN'S CAREER BATTING RECORD

YR	CLUB	AVG	G	AB	R	H	2B	3B	HR	RBI	SH	SF	HP	BB	SO	SB	CS	OBP	SLG	E
2015	Tri-City (A)	.240	53	196	23	47	10	1	2	34	0	3	2	21	38	1	2	.315	.332	5
2016	Fort Wayne(A)	.320	109	409	52	131	22	0	7	61	0	10	5	29	69	0	0	.364	.425	0
	San Antonio (AA)	.273	3	11	1	3	0	0	1	1	0	0	0	0	0	0	0	.273	.545	7
2017	Lake Elsinore (A)	.283	121	463	71	131	31	1	22	81	0	2	7	44	109	0	1	.353	.497	9
<b>Minor League Totals</b>		<b>.289</b>	<b>286</b>	<b>1079</b>	<b>147</b>	<b>312</b>	<b>63</b>	<b>2</b>	<b>32</b>	<b>177</b>	<b>0</b>	<b>15</b>	<b>14</b>	<b>94</b>	<b>216</b>	<b>1</b>	<b>3</b>	<b>.349</b>	<b>.440</b>	<b>21</b>

\*Led league +Tied for league lead @Rehab assignment

#### CAREER TRANSACTIONS

2015.....Signed by the Padres as a fourth-round selection in the First-Year Player Draft.





# JONATHAN ARO

RIGHT-HANDED PITCHER

# 67

ARO

BATS/THROWS: R/R

OPENING DAY AGE: 27

BORN: October 10, 1990 in La Vega, DR

RESIDENCE: La Vega, DR

ACQUIRED: Signed as a minor league free agent: November 28, 2017

HEIGHT/WEIGHT: 6-1/254

SERVICE TIME: 0.045

## NON-ROSTER INVITEE

### CAREER

**2017: Spent the entire season with Tacoma (AAA), posting a 6-1 record with a 3.16 ERA (15 ER, 42.2 IP), 48 SO to 11 BB and a .204 opponent average in 25 appearances (one start).**

- Began the season on the restricted list (4/6-5/30) due to a 50-game suspension for violating MLB drug program.
- Allowed five total earned runs in his first two outings and 3.0 IP of the season on 6/1 and 6/5...allowed just 10 earned runs for the remainder of the season in his 23 outings and 39.2 IP from 6/16-9/3.
- In his lone start on 7/7 at Sacramento, tossed 4.0 IP of one-run ball on one hit and struck out a career-high seven batters in the Rainiers' 2-1 victory.
- Following the season, played for Tigres del Licey in the Dominican Winter League, going 2-1 with a 4.76 ERA (12 ER, 22.2 IP) in 20 relief appearances.

### QUICK HIT

- **MLB Debut:** July 25, 2015 vs. Baltimore

**2016: Spent the majority of the season with Tacoma (AAA) while making one relief appearance for SEA on 6/20 at DET.**

- On the season with Tacoma, posted a 3-2 record with one save and a 2.48 ERA (10 ER, 36.1 IP) while limiting the opposition to a .221 average across 24 appearances (one start).
- Went 2-1 with a 1.26 ERA (4 ER, 28.2 IP) while limiting the opposition to a .172 average through his first 17 games (one start) with Tacoma from 4/9-5/31.
- His lone save of the season came on 5/5 vs. Salt Lake in a perfect inning in the Rainiers' 5-2 victory.
- Tossed 4.1 IP of one-hit ball on 5/31 vs. Salt Lake in his lone start of the season in the Rainiers' 5-3 loss.
- Recalled by SEA on 6/17 and made his one and only appearance in a Mariners uniform on 6/20 at DET, allowing one hit and one walk in 0.2 IP...optioned back to Tacoma on 6/21.
- Made two relief appearances for Tacoma before missing the remainder of the season on the seven-day DL with a right elbow/forearm strain.

**2015: Split the season between Portland (AA) and Pawtucket (AAA) while making his MLB debut with BOS on 6/25 vs. BAL.**

- Made six relief appearances across his four stints with BOS, going 0-1 with a 6.97 ERA (8 ER, 10.1 IP).
- Made 34 combined relief appearances between Portland and Pawtucket, posting a 3.04 ERA (25 ER, 74.0 IP) with 72-to-18 SO/BB ratio and a .212 opponent batting average.
- Acquired by SEA along with LHP Wade Miley from BOS in exchange for RHP Carson Smith and Roenis Elias on 12/7.

**2014: Spent the majority of the season with Greenville (A), making 25 relief appearances and earning South Atlantic League Mid-Season All-Star honors.**

- Went 1-3 with a 2.27 ERA (17 ER, 67.1 IP), 74-to-22 SO/BB ratio and a .211 opponent average for Greenville.
- Named Red Sox Minor League Pitcher of the Month for April after opening the season with a 2.53 ERA (3 ER, 10.2 IP) with a .158 opponent average and two saves in his seven relief appearances.
- Made seven appearances (one start) for Salem (A), going 2-0 with a save and a 1.80 ERA (4 ER, 20.0 IP)

**2013: Spent the entire season with Lowell (A), going 5-3 with a 2.14 ERA (13 ER, 54.2 IP) with 49-to-12 SO/BB ratio in his 15 appearances (one start).**

**2012: Made 11 appearances (four starts) for the GCL Red Sox (R) and went 3-4 with a 4.66 ERA (20 ER, 38.2 IP) and 34-to-9 SO/BB ratio.**

**2011: Made his professional debut with the DSL Red Sox (R), posting a 2-2 record with a 3.06 ERA (16 ER, 47.0 IP) and 38-to-4 SO/BB ratio in nine appearances (six starts)**

- Posted a 1.82 ERA (6 ER, 29.2 IP) with 23-to-2 SO/BB ratio in his final five starts.



# PLAYERS

## PERSONAL

Jonathan Arturo Aro...grew up in the Dominican Republic idolizing Pedro Martinez.

### JONATHAN ARO'S CAREER PITCHING RECORD

YR	CLUB	W-L	ERA	G	GS	CG	SHO	SV	IP	H	R	ER	HR	HB	BB	SO	WP	BK	AVG
2011	DSL Red Sox	2-2	3.06	9	6	0	0	0	47.0	41	22	16	1	6	4	38	2	0	.233
2012	GCL Red Sox	3-4	4.66	11	4	0	0	0	38.2	45	21	20	4	0	9	34	5	0	.294
2013	Lowell (A)	5-3	2.14	15	1	0	0	3	54.2	44	17	13	2	2	12	49	1	0	.222
2014	Greenville (A)	1-3	2.27	25	0	0	0	7	67.1	52	27	17	3	2	22	74	2	0	.211
	Salem (A)	2-0	1.80	7	1	0	0	1	20.0	12	6	4	1	1	7	24	1	0	.176
2015	Portland (AA)	3-2	2.82	8	0	0	0	0	22.1	15	12	7	0	1	8	19	0	0	.181
	Pawtucket (AAA)	0-1	3.14	26	0	0	0	2	51.2	43	18	18	2	4	10	53	0	0	.225
	<b>BOSTON</b>	<b>0-1</b>	<b>6.97</b>	<b>6</b>	<b>0</b>	<b>0</b>	<b>0</b>	<b>0</b>	<b>10.1</b>	<b>15</b>	<b>8</b>	<b>8</b>	<b>2</b>	<b>0</b>	<b>4</b>	<b>8</b>	<b>0</b>	<b>0</b>	<b>.341</b>
2016	<b>SEATTLE</b>	<b>0-0</b>	<b>0.00</b>	<b>1</b>	<b>0</b>	<b>0</b>	<b>0</b>	<b>0</b>	<b>0.2</b>	<b>1</b>	<b>0</b>	<b>0</b>	<b>0</b>	<b>0</b>	<b>1</b>	<b>0</b>	<b>0</b>	<b>0</b>	<b>.333</b>
	Tacoma (AAA)	3-2	2.48	24	1	0	0	1	36.1	29	13	10	2	0	10	25	1	0	.221
2017	Tacoma (AAA)	6-1	3.16	25	1	0	0	0	42.2	31	16	15	5	1	11	48	0	0	.204
<b>Minor League Totals</b>		<b>25-18</b>	<b>2.84</b>	<b>150</b>	<b>14</b>	<b>0</b>	<b>0</b>	<b>14</b>	<b>380.2</b>	<b>312</b>	<b>152</b>	<b>120</b>	<b>20</b>	<b>17</b>	<b>93</b>	<b>364</b>	<b>12</b>	<b>0</b>	<b>.223</b>
<b>Major League Totals</b>		<b>0-1</b>	<b>6.55</b>	<b>7</b>	<b>0</b>	<b>0</b>	<b>0</b>	<b>0</b>	<b>11.0</b>	<b>16</b>	<b>8</b>	<b>8</b>	<b>2</b>	<b>0</b>	<b>5</b>	<b>8</b>	<b>0</b>	<b>0</b>	<b>.340</b>

\*Led league +Tied for league lead @Rehab assignment

### CAREER BATTING RECORD

YR	CLUB	AVG	G	AB	R	H	2B	3B	HR	RBI	SH	SF	HP	BB	SO	SB	CS	OBP	SLG
<b>Major League Totals</b>		<b>---</b>	<b>1</b>	<b>0</b>	<b>0</b>	<b>0</b>	<b>0</b>	<b>0</b>	<b>0</b>	<b>0</b>	<b>0</b>	<b>0</b>	<b>0</b>	<b>0</b>	<b>0</b>	<b>0</b>	<b>0</b>	<b>---</b>	<b>---</b>

### CAREER FIELDING

POSITION	PCT.	G	PO	A	E	TC	DP
Pitcher	.1000	7	1	0	0	1	0

### SINGLE-GAME HIGHS

INNINGS PITCHED.....3.0 IP, July 1, 2015 at Toronto  
 LOW-HIT COMPLETE GAME.....None  
 STRIKEOUTS.....4, October 2, 2015 at Cleveland  
 MOST HITS ALLOWED.....6, July 1, 2015 at Toronto  
 MOST RUNS ALLOWED.....3, July 1, 2015 at Toronto  
 MOST WALKS ALLOWED.....2, twice, last: October 2, 2015 at Cleveland  
 MOST HOME RUNS ALLOWED.....1, twice, last: October 2, 2015 at Cleveland  
 CAREER WINNING STREAK.....None  
 CAREER 10-STRIKEOUT GAMES.....None  
 CAREER HOME RUNS HIT.....None

### CAREER TRANSACTIONS

2011.....Signed by the Boston Red Sox as an international free agent, June 6  
 2015.....Acquired by the Seattle Mariners along with LHP Wade Miley from the Boston Red Sox in exchange for RHP Carson Smith and LHP Roenis Elias, December 7  
 2017.....Signed by the San Diego Padres as a minor league free agent, November 27.



# CARLOS ASUAJE

INFIELDER

@TherealAsuaje20

20

BATS/THROWS: L/R

OPENING DAY AGE: 26

BORN: November 2, 1991 in Barquisimeto, Venezuela

RESIDENCE: Weston, FL

ACQUIRED: From BOS along with OF Manuel Margot, INF Javier Guerra and LHP Logan Allen in exchange for RHP Craig Kimbrel: November 13, 2015

HEIGHT/WEIGHT: 5-8/160

SERVICE TIME: 0.116

ASUAJE

## CAREER

**2017: Made his 2017 Padres debut on 5/23 for a brief stint in the majors and received his second call-up of the season on 6/23, spending the rest of the season with SD.**

- From 6/23 through the end of the season, his 87 games played ranked tied for third with NYY's Aaron Judge for the most among MLB rookies, behind only STL's Paul DeJong and BAL's Trey Mancini, who each played in 89 games in that span.
- Reached base safely in a career-long 14 consecutive games from 7/2-21, hitting .364 (20-for-55) in that span with four doubles, one triple, one home run, eight RBI, eight runs scored and three walks...his on-base streak tied for the third-longest stretch by a Padre in 2017.
- Hit his first ML triple on 7/8 at PHI and his first career home run on 7/18 at COL.
- Logged a career-high four hits and three RBI on 7/21 at SF.
- During his on-base streak, Asuaje also hit in a career-high seven straight games from 7/5-15, during which he hit .346 (9-for-26).
- Over 27 games in July, he hit .307 27-for-88) with seven extra-base hits, nine RBI and eight runs scored, including a stretch where he went 10-for-21 (.476) during a four-game span from 7/17-21.
- With runners on base he hit .314 (38-for-121) with 19 RBI of his 21 RBI.
- Appeared in 62 games for El Paso (AAA) and hit .250 (57-for-288) with nine doubles, five triples, three home runs, 35 RBI and 44 runs scored while recording more walks (40) than strikeouts (33).

## QUICK HITS

- **Named 2016 Pacific Coast League Rookie of the Year after leading all Triple-A players with 172 hits.**
- **MLB Debut:** September 21, 2016 vs. Arizona
- **First MLB Hit:** September 23, 2016 vs. San Francisco, double off of Albert Suárez
- **First MLB Home Run:** July 18, 2017 at COL, solo off Jordan Lyles

**2016: Spent the majority of the season with El Paso (AAA), earning 2016 Pacific Coast League Rookie of the Year honors while also making his MLB debut for San Diego.**

- Received his first career call-up on 9/21 from El Paso and played in seven games (six starts), all at second base.
- Made his MLB debut on 9/21 in the seventh inning as a pinch hitter and made his first ML start the next day on 9/22 at second base.
- Hit safely in three of his seven games played, including multi-hit performances on 9/23 vs. SF and 9/29 vs. LAD... also hit .400 (4-for-10) with two doubles and two RBI with runners on base after his call-up.
- Named the 2016 PCL Rookie of the Year after leading all Triple-A players with 172 hits and ranking tied for first in the PCL with teammate Manuel Margot in runs scored (98) while hitting .321 (172-for-535) in 134 games.
- In nine postseason games for El Paso he hit .257 (9-for-35) with one double, one home run, eight RBI and three runs scored to help the Chihuahuas capture their first ever PCL title.

**2015: Spent the entire campaign with Portland (AA), hitting .251 (124-for-495) with 23 doubles, seven triples, eight home runs, 61 RBI and 60 runs scored in 131 games.**

- Named an Eastern League Mid-Season All-Star for the Sea Dogs...enjoyed a nice start to the season, hitting .260 (44-for-169) with 11 doubles, two triples, three home runs, 25 RBI and 29 runs scored over April and May.
- Played in the Arizona Fall League following the season, hitting .329 (24-for-73) with four extra-base hits and seven RBI in 18 games for the Scottsdale Scorpions...named to the AFL's top prospect team, finishing with the eighth-best average in the AFL...acquired by SD from BOS on 11/13 as part of a five-player trade while playing in the AFL.

**2014: In his first full professional season, hit a combined .310 (149-for-480) with 38 doubles, 12 triples, 15 home runs, 101 RBI and 86 runs scored to go along with a .393 OBP and .533 SLG in 129 total games between Greenville (A) and Salem (A).**

- Following the season, named a MiLB.com Organization All-Star for the Red Sox...also named a South Atlantic League Mid-Season and Post-Season All-Star for Greenville.
- Began the year with and spent the majority of the season with Greenville, hitting .305 (99-for-325) with 24 doubles, 10 triples, 11 home runs, 73 RBI and 59 runs scored in 90 games total for the Drive.
- Finished the season ranked among South Atlantic League leaders in slugging (.542, 1st), OPS (.933, 1st), triples (10, T1st), on-base percentage (.391, 3rd) and average (.305, 10th).
- Led all Red Sox minor leaguers in triples, extra-base hits, slugging and RBI.

**2013: After signing with the Red Sox as an 11th-round selection in the First-Year Player Draft, made his professional debut with Lowell (A), hitting .269 with 14 extra-base hits, 20 RBI and 19 runs scored in 52 games.**

- Reached base safely in 20 consecutive games from 8/15 through the end of the season, hitting .325 (25-for-77) over that span.



# PLAYERS

## PERSONAL

Carlos A. Asuaje...attended Nova Southeastern University...at Nova Southeastern earned 2011 Sunshine State Conference Freshman of the Year honors in 2011 and named Co-Sunshine State Conference Player of the Year honors in 2012...following the 2012 season, was named an All-Star in the Cape Cod League...during his junior campaign in 2013 at Nova Southeastern he struck out only 13 times in 178 at-bats...graduated from St. Thomas Aquinas (FL) High School...originally signed by Red Sox scout Willie Romay.

## CARLOS ASUAJE'S CAREER BATTING RECORD

YR	CLUB	AVG	G	AB	R	H	2B	3B	HR	RBI	SH	SF	HP	BB	SO	SB	CS	OBP	SLG	E
2013	Lowell (A)	.269	52	171	19	46	12	1	1	20	2	3	1	27	33	4	3	.366	.368	7
2014	Greenville (A)	.305	90	325	59	99	24	10+	11	73	2	6	9	41	56	7	4	.391	.542*	5
	Salem (A)	.323	39	155	27	50	14	2	4	28	0	1	2	18	34	1	3	.398	.516	2
2015	Portland (AA)	.251	131	495	60	124	23	7	8	61	10	2	7	56	88	9	6	.334	.374	15
2016	El Paso (AAA)	.321	134	535	+98	*172	32	11	9	69	5	5	3	49	82	10	5	.378	.473	12
	<b>SAN DIEGO</b>	<b>.208</b>	<b>7</b>	<b>24</b>	<b>2</b>	<b>5</b>	<b>2</b>	<b>0</b>	<b>0</b>	<b>2</b>	<b>0</b>	<b>0</b>	<b>0</b>	<b>1</b>	<b>4</b>	<b>0</b>	<b>0</b>	<b>.240</b>	<b>.292</b>	<b>1</b>
2017	El Paso (AAA)	.250	62	228	44	57	9	5	3	35	3	2	4	40	33	1	1	.369	.373	3
	<b>SAN DIEGO</b>	<b>.270</b>	<b>89</b>	<b>307</b>	<b>28</b>	<b>83</b>	<b>14</b>	<b>1</b>	<b>4</b>	<b>21</b>	<b>5</b>	<b>1</b>	<b>2</b>	<b>28</b>	<b>76</b>	<b>0</b>	<b>1</b>	<b>.334</b>	<b>.362</b>	<b>3</b>
<b>Major League Totals</b>		<b>.266</b>	<b>96</b>	<b>331</b>	<b>30</b>	<b>88</b>	<b>16</b>	<b>1</b>	<b>4</b>	<b>23</b>	<b>5</b>	<b>1</b>	<b>2</b>	<b>29</b>	<b>80</b>	<b>0</b>	<b>1</b>	<b>.328</b>	<b>.356</b>	<b>4</b>
<b>Minor League Totals</b>		<b>.287</b>	<b>508</b>	<b>1909</b>	<b>307</b>	<b>548</b>	<b>114</b>	<b>36</b>	<b>36</b>	<b>286</b>	<b>22</b>	<b>19</b>	<b>26</b>	<b>231</b>	<b>326</b>	<b>32</b>	<b>22</b>	<b>.368</b>	<b>.441</b>	<b>44</b>

\*Led league +Tied for league lead @Rehab assignment

## CAREER FIELDING

POSITION	PCT.	G	PO	A	E	TC	DP
Second Base	.990	90	157	237	4	398	71
First Base	---	1	0	0	0	0	0
<b>Career Totals</b>	<b>.990</b>	<b>91</b>	<b>157</b>	<b>237</b>	<b>4</b>	<b>398</b>	<b>71</b>

## SINGLE-GAME HIGHS

HITTING STREAK.....Seven games, July 5-15, 2017  
 HITS.....4, July 21, 2017 at San Francisco  
 DOUBLES.....2, September 23, 2016 vs. San Francisco  
 RBI.....3, July 21, 2017 at San Francisco  
 RUNS SCORED.....2, six times, last: August 25, 2017 at Miami  
 WALKS.....2, two times, last: August 1, 2017 vs. MIN  
 STRIKEOUTS.....3, three times, last: September 17, 2017 at Colorado  
 CAREER WALK-OFF HITS.....None

## HOME RUNS

CAREER MULTI-HOME RUN GAMES.....None  
 CAREER GRAND SLAMS.....None  
 CAREER PINCH-HIT.....None  
 CAREER WALK-OFF.....None  
 CAREER LEAD-OFF.....None

## CAREER TRANSACTIONS

2013.....Signed by the Boston Red Sox as an 11th-round selection in the First-Year Player Draft.  
 2015.....Acquired by the San Diego Padres along with OF Manuel Margot, INF Javier Guerra and LHP Logan Allen from the Boston Red Sox in exchange for RHP Craig Kimbrel, November 13.





# BUDDY BAUMANN

LEFT-HANDED PITCHER

# 77

BAUMANN

**BATS/THROWS:** L/L

**OPENING DAY AGE:** 30

**BORN:** December 9, 1987 in Chicago, IL

**RESIDENCE:** Springfield, MO

**ACQUIRED:** Signed as a Major League free agent: December 21, 2015

**HEIGHT/WEIGHT:** 5-11/196

**SERVICE TIME:** 1.125

## CAREER

**2017: Joined the Major League club on 7/22, posting a 2-1 record in 23 games with a 2.55 ERA (5 ER, 17.2 IP) ratio over two stints with the Padres.**

- Spent time with El Paso (AAA) before being recalled for the second time on 8/17, remaining with the club through the end of the season.
- Held opponents scoreless in 20 of his 23 games...four of the five runs he allowed came via a home run.
- Overall on the season, opponents hit .177 against him...limited lefties to a .148 clip and right-handed hitters to a .200 mark.
- Owned a 3.00 ERA (4 ER, 12.0 IP) in 14 games at home and a 1.59 ERA (1 ER, 5.2 IP) in nine games on the road
- Held opponents to a .227 average with runners on base and a .200 clip with RISP.
- Allowed just one earned run over 10 games and 7.1 IP during August (1.23 ERA)...tossed a career-high 2.1 IP on 8/23 at STL, allowing just one hit and one walk with two strikeouts.
- Began the season on the 10-day DL with shoulder soreness before being transferred to the 60-day DL on 5/8... spent time on three rehab assignments with Rookie-Level AZL Padres and San Antonio Missions from 7/1-21.

## QUICK HITS

- MLB Debut:** July 16, 2016 vs. San Francisco
- First MLB Win:** August 6, 2016 vs. Philadelphia

**2016: Spent the majority of the season with El Paso (AAA) while also making his MLB debut for SD, working in 11 games total and going 1-0 with a 3.72 ERA (4 ER, 9.2 IP) over four stints with SD**

- Received his first career call-up on 7/15 and made his MLB debut on 7/16 vs. SF, recording one out on one pitch before being optioned back to El Paso the next day on 7/17.
- His other stints with SD came from 7/27-8/12, 8/26-8/28 and 9/21 through the end of the season.
- Earned his first career win on 8/6 vs. PHI, working 1.2 scoreless innings, retiring all five batters faced.
- Began the season on the 15-day DL with a lower back strain...transferred to the 60-day DL on 4/20...made his season debut with El Paso on 6/3 on a rehab assignment...reinstated from the 60-day DL and optioned to El Paso on 7/1.

**2015: Spent the entire season with Omaha (AAA) and went 3-4 with a 3.04 ERA (26 ER, 77.0 IP) and 84 SO to 25 BB in 34 appearances (six starts).**

- In his 28 relief outings for Omaha he went 3-1 with a 2.20 ERA (14 ER, 57.1 IP) and 60 SO against 19 BB...in his six starts, went 0-3 with a 5.49 ERA (12 ER, 19.2 IP).
- Pitched in the Venezuelan Winter League following the season.

**2014: In his second campaign with Omaha (AAA), posted a 2-4 record with a 3.19 ERA (32 ER, 90.1 IP) and 68 SO to 31 BB over 40 appearances (11 starts).**

- In his 29 relief outings for Omaha he went 1-1 with a 1.62 ERA (8 ER, 44.1 IP)...over his 11 starts, went 1-3 with a 4.70 ERA (24 ER, 46.0 IP).
- Allowed just five earned runs in his first 22 outings for a 1.22 ERA (5 ER, 37.0 IP) through 6/17.
- Made three appearances in the Triple-A postseason, going 1-0 with a save and a 1.93 ERA (2 ER, 9.1 IP)...recorded the win in the series-clinching game against Memphis...also tossed 3.1 scoreless innings to earn a save in Game Four of the Pacific Coast League Championship.

**2013: Worked the entire season exclusively in relief, spending the majority of the season with Omaha (AAA).**

- Went a combined 3-0 with a 2.55 ERA (15 ER, 53.0 IP) and 72 SO against 25 BB while holding opponents to a .248 average over 32 relief appearances between Omaha and Northwest Arkansas (AA).
- Missed time in April during a stint on the seven-day disabled list.

**2012: Spent the entire campaign with Northwest Arkansas (AA), working exclusively in relief and going 3-2 with a 4.12 ERA (27 ER, 59.0 IP) and 58 SO to 33 BB ratio over 32 relief appearances.**

- Missed time towards the end of the season with a stint on the seven-day disabled list.



# PLAYERS

**2011:** Named a Texas League Mid-Season All-Star in his first campaign with Northwest Arkansas (AA), going 4-3 with a 4.29 ERA (34 ER, 71.1 IP) and 68 SO to 28 BB in 25 games (nine starts).

- Over his nine starts, he went 3-0 with a 3.05 ERA (13 ER, 38.1 IP) and 35 SO to 15 BB while holding opponents to a .214 average...over his 16 relief appearances, went 1-3 with a 5.73 ERA (21 ER, 33.0 IP).

**2010:** In his first full professional season, spent the entire season with Wilmington (A), going 4-2 with a 2.24 ERA (25 ER, 100.1 IP), 113 SO to 36 BB and a .212 opponents average in 31 games (14 starts).

- Finished with the fourth-most strikeouts of any pitcher in the Carolina League.

**2009:** Made his professional debut with Burlington (R) by making three relief appearances.

## PERSONAL

George Charles Baumann IV...married to Sarah...attended Missouri State University where he was named Second Team All-America by Collegiate Baseball News and the ABCA as well as Missouri Valley Conference Pitcher of the Year in 2009...was a finalist for the College Baseball Foundation Pitcher of the Year and a semifinalist for the USA Baseball Golden Spikes Award in 2009...graduated from Logan-Rogersville (MO) High School in 2006 where he went 10-2 with a 1.43 ERA with 143 strikeouts in 78.0 innings to earn all-state honors during his senior year...originally signed by Royals' scouts Scott Melvin.

## BUDDY BAUMANN'S CAREER PITCHING RECORD

YR	CLUB	W-L	ERA	G	GS	CG	SHO	SV	IP	H	R	ER	HR	HB	BB	SO	WP	BK	AVG
2009	Burlington (R)	0-0	1.80	3	0	0	0	0	5.0	4	3	1	1	0	0	5	3	0	.211
2010	Wilmington (A)	4-2	2.24	31	14	0	0	4	100.1	76	29	25	3	2	36	113	8	0	.212
2011	NW Arkansas (AA)	4-3	4.29	25	9	0	0	2	71.1	73	38	34	9	5	28	68	9	0	.264
	AZL Royals (R)@	0-1	3.86	2	2	0	0	0	4.2	3	3	2	0	1	1	9	0	0	.167
2012	NW Arkansas (AA)	3-2	4.12	32	0	0	0	2	59.0	47	31	27	7	3	33	58	4	0	.220
2013	Omaha (AAA)	3-0	2.76	30	0	0	0	1	49.0	49	15	15	5	1	23	66	2	0	.257
	NW (AA)	0-0	0.00	2	0	0	0	0	4.0	1	0	0	0	1	2	6	0	0	.091
2014	Omaha (AAA)	2-4	3.19	40	11	0	0	2	90.1	85	35	32	6	2	31	68	0	1	.252
2015	Omaha (AAA)	3-4	3.04	34	6	0	0	3	77.0	65	29	26	5	8	25	84	5	0	.224
2016	El Paso (AAA)	1-1	3.14	24	0	0	0	2	28.2	22	10	10	3	1	12	31	2	0	.214
	SAN DIEGO	1-0	3.72	11	0	0	0	0	9.2	7	4	4	0	1	4	10	0	0	.200
2017	El Paso (AAA)	0-0	1.59	3	0	0	0	1	5.2	4	1	1	1	1	1	7	0	0	.190
	San Antonio (AA)@	0-0	5.40	4	0	0	0	0	3.1	4	2	2	0	0	2	3	2	0	.286
	AZL Padres 2 (R)@	0-0	0.00	3	1	0	0	0	3.2	2	0	0	0	0	4	0	0	0	.154
	AZL Padres 1 (R)@	0-1	27.00	1	1	0	0	0	0.1	1	3	1	0	0	2	0	0	0	.500
	SAN DIEGO	2-1	2.55	23	0	0	0	0	17.2	11	5	5	4	3	7	21	0	0	.177
<b>Major League Totals</b>		<b>3-1</b>	<b>2.96</b>	<b>34</b>	<b>0</b>	<b>0</b>	<b>0</b>	<b>0</b>	<b>27.1</b>	<b>18</b>	<b>9</b>	<b>9</b>	<b>4</b>	<b>4</b>	<b>11</b>	<b>31</b>	<b>0</b>	<b>0</b>	<b>.186</b>
<b>Minor League Totals</b>		<b>20-18</b>	<b>3.16</b>	<b>234</b>	<b>44</b>	<b>0</b>	<b>0</b>	<b>17</b>	<b>502.0</b>	<b>436</b>	<b>199</b>	<b>176</b>	<b>40</b>	<b>25</b>	<b>196</b>	<b>522</b>	<b>35</b>	<b>1</b>	<b>.234</b>

\*Led league +Tied for league lead @Rehab assignment

## CAREER FIELDING

POSITION	PCT.	G	PO	A	E	TC	DP
Pitcher	1.000	34	1	1	0	2	0

## SINGLE-GAME HIGHS

INNINGS PITCHED.....2.1 IP, August 23, 2017 at St. Louis  
 LOW-HIT COMPLETE GAME.....None  
 STRIKEOUTS.....3, three times, last: August 18, 2017 vs. Washington  
 MOST HITS ALLOWED.....3, twice, last: September 24, 2017 vs. Colorado  
 MOST RUNS ALLOWED.....3, twice, last: September 24, 2017 vs. Colorado  
 MOST WALKS ALLOWED.....3, July 29, 2016 vs. Cincinnati  
 MOST HOME RUNS ALLOWED.....2, September 24, 2017 vs. Colorado  
 CAREER WINNING STREAK.....None  
 CAREER 10-STRIKEOUT GAMES.....None  
 CAREER HOME RUNS HIT.....None

## CAREER TRANSACTIONS

2009.....Signed by the Kansas City Royals as a seventh-round selection in the First-Year Player Draft.  
 2015.....Signed by the San Diego Padres as a Major League free agent, December 21.



# COLTEN BREWER

RIGHT-HANDED PITCHER

# 54

BREWER

**BATS/THROWS:** R/R

**OPENING DAY AGE:** 25

**BORN:** October 29, 1992 in Dallas, TX

**RESIDENCE:** Canton, TX

**ACQUIRED:** Signed as a free agent to a Major League contract: November 22, 2017

**CONTRACT STATUS:** Signed through 2018

**HEIGHT/WEIGHT:** 6-4/230

**SERVICE TIME:** 0.000

## CAREER

**2017:** Split the season between Tampa (A), Trenton (AA), and Scranton/Wilkes-Barre (AAA) and pitched to a combined 3-1 record with a 2.82 ERA (19 ER, 60.2 IP) and 69 SO to 16 BB in 41 relief appearances.

- Did not give up a run in his first 10 outings and 15.1 IP from 4/8-5/10 between Tampa and Trenton, posting a 21-to-2 strikeout-to-walk ratio while limiting opposing hitters to a .145 average.
- Promoted to Scranton/Wilkes-Barre on 5/14 and had two other stints with the RailRiders...allowed nine earned runs in his five outings and 9.1 IP (8.68 ERA) from 5/14-29 between Scranton/Wilkes-Barre and Trenton...allowed just 10 ER and tossed scoreless outings in 21 of his 26 remaining appearances and 36.0 IP (2.50 ERA) from 5/31 to 9/3 between the two affiliates.
- Surrendered just two home runs all season.

## QUICK HIT

- Surrendered just two home runs in 2017 in his 60.2 innings pitched between three levels of the Yankees' minor league system.

**2016:** Acquired by NYY in the Triple-A phase of the 2016 Rule 5 Draft and spent the entire season with Bradenton (A).

- Went 3-7 with two saves and a 5.76 ERA (32 ER, 70.1 IP) with 66 SO to 27 BB in 18 games (13 starts) for Bradenton.
- Posted a 3-7 record with a 4.22 ERA (30 ER, 64.0 IP) as a starter.
- Recorded saves in both of his two opportunities as a reliever and posted a 2.84 ERA (2 ER, 6.1 IP)

**2015:** Spent the entire season with West Virginia (A), going 5-9 with a 4.90 ERA (65 ER, 119.1 IP) and 99 to 37 SO to BB in 22 appearances (all starts).

- Recorded a career-high 11 strikeouts (no walks) and allowed just two hits over 6.0 scoreless innings on 6/1 vs. Greensboro

**2014:** Did not play.

**2013:** Made three starts for Jamestown (A) and went 2-0 with a 3.29 ERA (5 ER, 13.2 IP)

**2012:** Made his professional debut for the GCL Pirates (R) and went 1-3 with a 3.24 ERA (9 ER, 25.0 IP) with 18 SO against nine BB in eight appearances (six starts)

## PERSONAL

Colten Bradley Brewer...is the son of Johnny and Amy...graduated from Canton H.S. (Tex), where he played baseball and football...his favorite restaurant in San Diego is Donovan's...his favorite TV show is *The Walking Dead*...his all-time favorite baseball player is Nolan Ryan...roots for the Dallas Cowboys.

## COLTEN BREWER'S CAREER PITCHING RECORD

YR	CLUB	W-L	ERA	G	GS	CG	SHO	SV	IP	H	R	ER	HR	HB	BB	SO	WP	BK	AVG
2012	GCL Pirates	1-3	3.24	8	6	0	0	0	25.0	24	12	9	3	2	9	18	1	0	.250
2013	Jamestown (A)	2-0	3.29	3	3	0	0	0	13.2	16	6	5	1	2	5	6	3	0	.296
2015	West Virginia (A)	5-9	4.90	22	22	0	0	0	119.1	118	70	65	9	10	37	99	12	1	.258
2016	Bradenton (A)	3-7	4.09	18	13	0	0	2	70.1	82	45	32	5	5	27	66	9	0	.285
2017	Tampa (A)	0-0	0.00	6	0	0	0	2	9.1	3	0	0	0	1	15	2	0	.091	
	Scranton/WB (AAA)	0-0	11.70	6	0	0	0	1	10.0	17	16	13	2	1	4	11	7	0	.347
	Trenton (AA)	3-1	1.31	29	0	0	0	11	41.1	37	10	6	0	1	11	43	3	0	.231
	Minor League Totals	14-20	4.05	92	44	0	0	16	289.0	297	159	130	20	22	94	258	37	1	.261

## CAREER TRANSACTIONS

2011.....Signed by the Pittsburgh Pirates as a fourth-round selection in the First-Year Player Draft.

2016.....Selected by the New York Yankees in the second round of the Triple-A phase of the 2016 Rule 5 Draft, December 8

2017.....Signed by the San Diego Padres as a Major League free agent, November 22.



## CARTER CAPPS

RIGHT-HANDED PITCHER

**BATS/THROWS:** R/R  
**OPENING DAY AGE:** 27  
**BORN:** August, 7 1990 in Kinston, NC  
**RESIDENCE:** Snoqualmie, WA  
**ACQUIRED:** From MIA via trade: July 29, 2016

**HEIGHT/WEIGHT:** 6-5/226  
**SERVICE TIME:** 4.133

### CAREER

**2017: Made his Padres debut on 8/7 at CIN, becoming the first Padre in club history to make his debut on his birthday (ELIAS).**

- Began the season on the 10-day DL recovering from Tommy John surgery...transferred to the 60-day DL on 5/21 before being reinstated on 6/10 and optioned to El Paso (AAA).
- Split time between El Paso and Lake Elsinore (A) during his rehab assignment, pitching to a combined 1-1 record with a 2.60 ERA (8 ER, 27.2 IP), 30 SO to 11 BB while limiting hitters to a .178 batting average.
- Appeared in 11 games and 12.1 IP in relief for SD, holding opponents scoreless in six of those 11 outings.
- Allowed eight earned runs in his first five outings and 4.2 IP (15.43 ERA) from 8/7 to 8/18...allowed just one earned run in his final six outings and 7.2 IP (1.17 ERA) from 8/20 to 9/8, allowing just two hits while striking out seven and walking none.
- His season ended on 9/12 and he was placed on the 60-day DL upon discovering a blood clot.

### QUICK HITS

- Made his MLB debut on August 3, 2012 at NYY while with SEA after appearing in just 43 career minor league games.
- First MLB Win: April 18, 2013 vs. Detroit

**2016: Missed the entire season after undergoing Tommy John surgery on his right elbow on 3/8 while with MIA, beginning and ending the season on the 60-day DL.**

- Acquired by the SD on 7/29 from MIA via trade.

**2015: Split the campaign between New Orleans (AAA) and MIA, combining to go 1-2 with a 1.37 ERA (7 ER, 46.0 IP) in 43 appearances...recorded 68 strikeouts (13.30 SO/9IP) compared to just 17 walks.**

- Began the season with New Orleans, going 0-2 with three saves in four chances and a 1.80 ERA (3 ER, 15.0 IP) in 13 games.
- Allowed just one earned run (three total) over final 11 appearances (14.0 IP).
- Recalled by MIA on 4/13 and made one appearance before being optioned on 4/15...made season debut on 4/13 at ATL, tossing scoreless eighth inning.
- Tossed minor league season-high 2.1 IP to earn save on 4/22 at Iowa, allowing one hit while walking one and striking out five.
- Recalled for second time on 5/19...in 23 appearances prior to All-Star break went 1-0 with a 1.42 ERA (4 ER, 25.1 IP)...his 1.42 ERA tied for sixth-lowest by Marlins reliever prior to break in club history (min. 20 games).
- Recorded ML career highs as a reliever in IP (3.0) and strikeouts (six) on 5/23 vs. BAL, while earning first win since 9/6/13 vs. TB as member of SEA.
- Struck out in first career plate appearance on 5/23...in second at-bat of season on 6/3 vs. CHC, singled to right field off Travis Wood for first ML hit.
- From time of second recall to going on DL on 8/3, led all ML relievers with 57 strikeouts.
- Struck out at least one batter in 28 of 30 ML appearances, and recorded two-or-more strikeouts 17 times.
- Recorded at least one strikeout in 18 consecutive appearances from 5/30-7/12, marking longest single-season streak in Marlins history (tied for second longest overall)...Steve Cishek owned longest club record at the time with at least one strikeout in 21 consecutive relief outings from 8/22/13 to 4/22/14.
- Landed on 15-day DL on 8/3 with a right elbow strain and missed remainder of season.

**2014: Missed the majority of the season due to a right elbow sprain, finishing with a 3.93 ERA (9 ER, 20.1 IP) in 17 appearances with MIA.**

- Appeared in 10 games (three starts) between New Orleans (AAA), Jupiter (A) and the GCL Marlins (R), going 0-1 with a 1.26 ERA (2 ER, 14.1 IP).

**2013: Made a career-high 53 appearances for SEA, going 3-3 with a 4.73 ERA (36 ER, 59.0 IP) and 66 SO against 23 BB.**

- Among AL rookie relievers, had the third-highest SO/9 IP ratio at 10.07, ranked fourth in SO and appearances, fifth in holds (nine) and seventh in IP.
- Recorded his first ML win on 4/18 vs. DET, tossing 2.0 scoreless innings while striking out three...worked 2.0 IP eight additional times over the remainder of the season.
- Made seven relief appearances for Tacoma (AAA), going 0-0 with a 1.64 ERA (2 ER, 11.0 IP).
- Acquired by MIA on 12/11 from SEA in exchange for INF/OF Logan Morrison.



**2012: Made MLB debut 8/3 at NYY (0.1 IP, 2 H, 2 R, 2 ER, BB) after having contract selected from Tacoma (AAA) on 7/31...appeared in just 43 career minor league games prior to MLB debut.**

- Named Mariners Minor League Pitcher of the Year after combining to go 2-3 with a 1.23 ERA (7 ER, 51.1 IP) and 75 SO against 12 BB between Tacoma and Jackson (AA).
- Earned Southern League Mid-Season and Post-Season All-Star honors with Jackson as well as an *Baseball America* Minor League All-Star selection

**2011: Made professional debut with Clinton (A) on 8/15 at Peoria.**

## PERSONAL

Carter Lewis Capps...is the son of Mark and Pam...he and his wife, Alyssa, have two dogs, Wookie and Nova...graduated from North Lenoir (NC) High School in 2008 before attending Mount Olive (NC) College...earned 2010-11 Carolinas Male Athlete of the Year after going 14-1 with two saves and a 1.75 ERA in 20 games (15 starts)...established a NCAA Division II record by earning 24 consecutive wins over 2010 (10-0) and 2011 (14-1) seasons...honored as Division II National Pitcher of the Year following 2011 campaign...his favorite hobby is hunting...favorite TV show is *Big Bang Theory*...his all-time favorite baseball player is Randy Johnson.

## CARTER CAPPS' CAREER PITCHING RECORD

YR	CLUB	W-L	ERA	G	GS	CG	SHO	SV	IP	H	R	ER	HR	HB	BB	SO	WP	BK	AVG
2011	Clinton (A)	1-1	6.00	4	4	0	0	0	18.0	19	12	12	1	2	10	21	1	0	.284
2012	Jackson (AA)	2-3	1.26	38	0	0	0	19	50.0	40	8	7	2	1	12	72	1	0	.212
	Tacoma (AAA)	0-0	0.00	1	0	0	0	0	1.1	0	0	0	0	0	3	0	0	.000	
	<b>SEATTLE</b>	<b>0-0</b>	<b>3.96</b>	<b>18</b>	<b>0</b>	<b>0</b>	<b>0</b>	<b>0</b>	<b>25.0</b>	<b>25</b>	<b>11</b>	<b>11</b>	<b>0</b>	<b>0</b>	<b>11</b>	<b>28</b>	<b>1</b>	<b>0</b>	<b>.260</b>
2013	Tacoma (AAA)	0-0	1.64	7	0	0	0	0	11.0	6	3	2	0	3	4	9	1	0	.167
	<b>SEATTLE</b>	<b>3-3</b>	<b>5.49</b>	<b>53</b>	<b>0</b>	<b>0</b>	<b>0</b>	<b>0</b>	<b>59.0</b>	<b>73</b>	<b>37</b>	<b>36</b>	<b>12</b>	<b>2</b>	<b>23</b>	<b>66</b>	<b>5</b>	<b>0</b>	<b>.302</b>
2014	GCL Marlins (R)	0-0	0.00	2	2	0	0	0	1.1	0	1	0	0	0	2	2	0	0	.000
	Jupiter (A)	0-0	0.00	1	1	0	0	0	2.0	0	0	0	0	0	2	0	0	0	.000
	New Orleans (AAA)	0-1	1.64	7	0	0	0	0	11.0	8	3	2	0	0	6	17	2	0	.211
	<b>MIAMI</b>	<b>0-0</b>	<b>3.98</b>	<b>17</b>	<b>0</b>	<b>0</b>	<b>0</b>	<b>0</b>	<b>20.1</b>	<b>19</b>	<b>9</b>	<b>9</b>	<b>1</b>	<b>2</b>	<b>5</b>	<b>25</b>	<b>2</b>	<b>0</b>	<b>.244</b>
2015	New Orleans (AAA)	0-2	1.80	13	0	0	0	3	15.0	10	5	3	0	1	10	15	1	0	.196
	<b>MIAMI</b>	<b>1-0</b>	<b>1.16</b>	<b>30</b>	<b>0</b>	<b>0</b>	<b>0</b>	<b>0</b>	<b>31.0</b>	<b>18</b>	<b>5</b>	<b>4</b>	<b>2</b>	<b>2</b>	<b>7</b>	<b>58</b>	<b>2</b>	<b>0</b>	<b>.168</b>
2016	<b>MIAMI</b>	Did Not Play																	
	<b>SAN DIEGO</b>																		
2017	Lake Elsinore (A@)	0-0	0.00	2	1	0	0	0	2	0	0	0	0	0	2	2	0	0	.000
	El Paso (AAA@)	1-1	2.81	24	0	0	0	2	25.2	18	15	8	1	0	9	28	1	0	.188
	<b>SAN DIEGO</b>	<b>0-0</b>	<b>6.57</b>	<b>11</b>	<b>0</b>	<b>0</b>	<b>0</b>	<b>0</b>	<b>12.1</b>	<b>12</b>	<b>9</b>	<b>9</b>	<b>2</b>	<b>0</b>	<b>2</b>	<b>7</b>	<b>1</b>	<b>0</b>	<b>.261</b>
	<b>Major League Totals</b>	<b>4-3</b>	<b>4.21</b>	<b>129</b>	<b>0</b>	<b>0</b>	<b>0</b>	<b>0</b>	<b>147.2</b>	<b>147</b>	<b>71</b>	<b>69</b>	<b>17</b>	<b>6</b>	<b>48</b>	<b>184</b>	<b>11</b>	<b>0</b>	<b>.258</b>
	<b>Minor League Totals</b>	<b>4-8</b>	<b>2.23</b>	<b>99</b>	<b>8</b>	<b>0</b>	<b>0</b>	<b>24</b>	<b>137.1</b>	<b>101</b>	<b>47</b>	<b>34</b>	<b>4</b>	<b>7</b>	<b>55</b>	<b>171</b>	<b>7</b>	<b>0</b>	<b>.203</b>

## 2017 AND CAREER BATTING RECORD

YR	CLUB	AVG	G	AB	R	H	2B	3B	HR	RBI	SH	SF	HP	BB	SO	SB	CS	OBP	SLG
2017	<b>SAN DIEGO</b>	---	0	0	0	0	0	0	0	0	0	0	0	0	0	0	0	---	---
	<b>Major League Totals</b>	<b>.500</b>	<b>30</b>	<b>2</b>	<b>0</b>	<b>1</b>	<b>0</b>	<b>0</b>	<b>0</b>	<b>0</b>	<b>0</b>	<b>0</b>	<b>0</b>	<b>0</b>	<b>1</b>	<b>0</b>	<b>0</b>	<b>.500</b>	<b>1.000</b>

## CAREER FIELDING

POSITION	PCT.	G	PO	A	E	TC	DP
Pitcher	1.000	129	4	15	0	19	2

## SINGLE-GAME HIGHS

INNINGS PITCHED.....3.0 IP, May 23, 2015 vs. Baltimore  
 LOW-HIT COMPLETE GAME.....None  
 STRIKEOUTS.....6, May 23, 2015 vs. Baltimore  
 MOST HITS ALLOWED.....5, twice, last: April 10, 2013 vs. Houston  
 MOST RUNS ALLOWED.....4, June 17, 2013 at Los Angeles (AL)  
 MOST WALKS ALLOWED.....3, August 13, 2012 vs. Tampa Bay  
 MOST HOME RUNS ALLOWED.....2, three times, last: June 25, 2013 vs. Pittsburgh  
 CAREER 10-STRIKEOUT GAMES.....None  
 CAREER HOME RUNS HIT.....None

## CAREER TRANSACTIONS

2011.....Signed by the Seattle Mariners as a third round selection in the First-Year Player Draft.  
 2013.....Traded by the Seattle Mariners to the Miami Marlins in exchange for Logan Morrison, December 11.  
 2016.....Acquired by the San Diego Padres from the Miami Marlins via trade, July 29.



## JOSÉ CASTILLO

# 65

### RIGHT-HANDED PITCHER

**BATS/THROWS:** L/L**HEIGHT/WEIGHT:** 6-5/246**OPENING DAY AGE:** 22**SERVICE TIME:** 0.000**BORN:** January 10, 1996 in Valencia, Venezuela**RESIDENCE:** Camaguan, Guarico, Venezuela**ACQUIRED:** From TB in a three-team, 11-player trade along with WSH: December 18, 2014.

### CAREER

**2017: Split the season between Lake Elsinore (A) and San Antonio (AA), pitching to a combined 4-2 record and a 2.88 ERA (18 ER, 56.1 IP) with 59 SO against 26 BB in 47 relief appearances.**

- Spent the majority of the season with Lake Elsinore where he went 3-2 with a save and a 2.87 ERA (15 ER, 47.0 IP).
- Allowed nine earned runs across his first six outings and 8.0 IP (10.13 ERA) from 4/6-21 for Lake Elsinore...allowed just six earned runs in his remaining 33 appearances and 39.0 IP (1.38 ERA) from 4/25-8/5 for the Storm.
- Promoted to San Antonio on 8/9 and did not allow a run in his first six appearances for the Missions...allowed three earned runs across his final two appearances.
- Tossed 0.2 scoreless IP in his lone postseason appearance in Game 1 of the Texas League semifinals on 9/9 at Midland.
- Represented Venezuela in the 2017 World Baseball Classic in March...earned the save in Venezuela's first win of the tournament, an 11-10 first round victory in 10 innings over Italy...in the opening game of the second round against the United States, entered in the sixth inning and struck out Christian Yelich and Nolan Arenado to end the frame and protect a then 1-0 lead.
- Following the season, played for Navegantes del Magallanes of the Venezuelan Winter League and posted a 3.52 ERA (3 ER, 7.2 IP) in nine relief appearances.

### QUICK HIT

- Represented Venezuela in the 2017 World Baseball Classic.

**2016: Split the season between Tri-City (A), Fort Wayne (A) and Lake Elsinore (A), pitching to a combined 2-2 record and 2.03 ERA (9 ER, 40.0 IP) with 49 SO against 12 BB in 20 relief appearances, working exclusively in relief for an entire season for the first time in his career.**

- Began the season with Tri-City and tossed scoreless outings in four of his five relief appearances before being assigned to Fort Wayne on 7/4.
- Tossed multiple innings in eight of his nine appearances and also allowed an earned run in six of his nine appearances with Fort Wayne, posting a 2.28 ERA (6 ER, 23.2 IP) with 35 SO to just four BB.
- Struck out a career-high nine hitters in 4.2 IP and earned the win in the TinCaps' 4-3 victory in 15 innings on 7/30 vs. Lansing.
- Assigned to Lake Elsinore on 8/15 and allowed just one earned run in two of his seven appearances, posting a 1.59 ERA (2 ER, 11.1IP).
- Following the season, played for Navegantes del Magallanes of the Venezuelan Winter League and did not allow a run in 14 relief appearances.

**2015: Split the season between Tri-City (A) and Fort Wayne (A), posting a 4-2 record with a 3.74 ERA (33 ER, 79.1 IP) in 19 appearances (18 starts).**

**2014: Made three relief appearances for the GCL Rays (R) and posted a 3.86 ERA (2 ER, 4.2 IP)**

- Acquired by SD from TB along with INF Wil Myers, C Ryan Hanigan and RHP Gerardo Reyes as part of an 11-player, three-team trade that sent RHP Burch Smith, C Rene Rivera and INF Jake Bauers to TB and RHP Joe Ross and a player to be named later (INF Trea Turner) to WSH on 12/18.

**2013: Made his professional debut for the GCL Rays and posted a 2-2 record with a 5.87 ERA (20 ER, 30.2 IP) in 12 appearances (three starts).**

### PERSONAL

Jose Gregorio Castillo...his favorite place to eat is Chipotle and his favorite show is *Family Guy*...his all-time favorite athletes are Jose Altuve and Cristiano Ronaldo...considers representing Venezuela in the 2017 World Baseball Classic as his biggest baseball accomplishment...originally signed by Rays' scouts Marlon Roche and Ronnie Blanco.

### JOSE CASTILLO'S CAREER PITCHING RECORD

YR	CLUB	W-L	ERA	G	GS	CG	SHO	SV	IP	H	R	ER	HR	HB	BB	SO	WP	BK	AVG
2013	GCL Rays (R)	2-2	5.87	12	3	0	0	0	30.2	34	21	20	1	1	8	25	5	1	.288
2014	GCL Rays (R)	0-0	3.86	3	0	0	0	0	4.2	3	2	2	0	0	2	4	1	1	.188
2015	Fort Wayne (A)	1-1	4	6	6	0	0	0	27	25	14	12	2	1	16	16	1	1	.255
	Tri-City (A)	3-1	3.61	13	12	0	0	0	52.1	54	26	21	1	5	16	35	5	0	.269
2016	Tri-City (A)	0-1	1.8	4	0	0	0	1	5	5	1	1	1	1	3	7	0	0	.278
	Fort Wayne (A)	1-1	2.28	9	0	0	0	1	23.2	23	7	6	0	1	4	35	0	0	.256
	Lake Elsinore (A)	1-0	1.59	7	0	0	0	0	11.1	15	9	2	1	2	5	7	1	0	.326
2017	Lake Elsinore (A)	3-2	2.87	39	0	0	0	1	47	38	19	15	0	3	22	49	3	0	.220
	San Antonio (AA)	1-0	2.89	8	0	0	0	0	9.1	8	3	3	1	0	4	10	0	0	.235
<b>Minor League Totals</b>		<b>12-8</b>	<b>3.5</b>	<b>101</b>	<b>21</b>	<b>0</b>	<b>0</b>	<b>3</b>	<b>211</b>	<b>205</b>	<b>102</b>	<b>82</b>	<b>7</b>	<b>14</b>	<b>80</b>	<b>188</b>	<b>16</b>	<b>3</b>	<b>.258</b>

### CAREER TRANSACTIONS

2011.....Signed by the Tampa Bay Rays as an international free agent, July 7

2014.....Acquired by San Diego from Tampa Bay along with INF Wil Myers, C Ryan Hanigan and RHP Gerardo Reyes as part of an 11-player, three-team trade that sent RHP Burch Smith, C Rene Rivera and INF Jake Bauers to TB and RHP Joe Ross and a player to be named later (INF Trea Turner) to Washington, December 18.

@A\_Cimber

90

CIMBER



## ADAM CIMBER

**RIGHT-HANDED PITCHER**
**BATS/THROWS:** R/R

**OPENING DAY AGE:** 27

**BORN:** August 15, 1990 in Portland, OR

**RESIDENCE:** Seattle, WA

**ACQUIRED:** Signed as a ninth-round selection in the 2013 First-Year Player Draft

**HEIGHT/WEIGHT:** 6-3, 190

**SERVICE TIME:** 0.000

### NON-ROSTER INVITEE

### CAREER

**2017: Split the season between San Antonio (AA) and El Paso (AAA), pitching to a 5-2 record and a 2.90 ERA (26 ER, 80.2 IP) over 49 games (two starts)/**

- Went 1-1 with a 2.81 ERA (5 ER, 16.0 IP) over 12 appearances with San Antonio before his promotion to El Paso on 5/20.
- Over 21 appearances with El Paso after the All-Star break, pitched to a 2-1 record with a 1.78 ERA (6 ER, 30.1 IP) while limiting opponents to a .176 batting average.
- Contributed to El Paso's postseason run, pitching to a 1-0 record over five games and 6.2 scoreless innings.

**2016: Split the campaign between El Paso (AAA) and San Antonio (AA), pitching to a 3-3 record and a 3.77 ERA (24 ER, 57.1 IP) over 46 relief appearances**

- Named a Texas League Mid-Season All Star for San Antonio after posting a 2-1 record and 1.86 ERA over 22 appearances before the All-Star break.
- His 42 appearances finished tied for fifth among Texas League pitchers.

**2015: Spent most of the season with San Antonio (AA), pitching to a 4-2 record with a 3.05 ERA (19 ER, 56.0 IP) over 44 games.**

- Pitched just 3.0 innings over two appearances with El Paso...contributed to El Paso's postseason run, working 1.2 innings in relief while allowing one earned run, three hits, one walk and one strikeout.
- His 44 games for San Antonio ranked seventh among Texas League pitchers.

**2014: Spent the entire season with Lake Elsinore (A), posting a 5-3 record with a 2.90 ERA (25 ER, 77.2 IP) in 52 games (one start).**

- Went 3-1 with a 2.82 ERA in 29 appearances (one start) at home, while he posted a 2-2 record with a 3.00 ERA over 23 games on the road.
- Pitched to 4-0 record in 23 games before the All-Star Break with a 2.55 ERA.

**2013: Began his professional career with Eugene (A), pitching to a 3-1 record with a 2.56 ERA while converting 10 of his 13 save opportunities.**

- His 28 games ranked tied for first in the Northwest League, while he ranked third in games finished (22) and fourth in saves (10).
- Over 22 combined appearances in July and August, he posted a 3-1 record with a 1.85 ERA with 22 strikeouts and 10 saves.

### QUICK HIT

- Named a Texas League Mid-Season All-Star for San Antonio in 2016.

### PERSONAL

Adam Christian Cimber...son of Russ and Lori...has one sister, Emily...before transferring to the University of San Francisco, he attended the University of Washington where he twice made the second-team All-Pac-10/Pac-12 Academic roster...graduated from Puyallup High School (WA) where he threw a no-hitter, a one-hitter and earned First-Team All-State honors and Tacoma News-Tribune's Area Player of the Year...has a labradoodle named Griffey...is a fan of The Beatles and his favorite movie is *Forrest Gump*...gives credit to his college pitching coach Greg Moore as the person who has had the biggest influence in his life...roots for the Seattle Seahawks.

### ADAM CIMBER'S CAREER PITCHING RECORD

YR	CLUB	W-L	ERA	G	GS	CG	SHO	SV	IP	H	R	ER	HR	HB	BB	SO	WP	BK	AVG
2013	Eugene (A)	3-1	2.56	28	0	0	0	10	31.2	25	10	9	2	2	7	27	2	0	.216
2014	Lake Elsinore (A)	5-3	2.90	52	1	0	0	0	77.2	80	27	25	5	2	9	43	5	0	.272
2015	San Antonio (AA)	4-2	3.05	44	0	0	0	1	56.0	56	21	19	4	0	15	45	2	0	.264
	El Paso (AAA)	0-0	3.00	2	0	0	0	0	3.0	5	3	1	1	0	0	1	0	0	.333
2016	El Paso (AAA)	0-1	17.36	4	0	0	0	0	4.2	15	9	9	3	0	1	4	0	0	.556
	San Antonio (AA)	3-2	2.56	42	0	0	0	3	52.2	41	19	15	1	1	14	27	0	0	.216
2017	San Antonio (AA)	1-1	2.81	12	0	0	0	1	16.0	12	5	5	1	4	2	13	0	0	.203
	El Paso (AAA)	4-1	2.92	37	2	0	0	4	64.2	51	21	21	10	2	8	52	0	0	.216
<b>Minor League Totals</b>		<b>20-11</b>	<b>3.06</b>	<b>221</b>	<b>3</b>	<b>0</b>	<b>0</b>	<b>19</b>	<b>306.1</b>	<b>285</b>	<b>115</b>	<b>104</b>	<b>27</b>	<b>11</b>	<b>56</b>	<b>212</b>	<b>9</b>	<b>0</b>	<b>.248</b>

\*Led league +Tied for league lead @Rehab assignment

### CAREER TRANSACTIONS

2013.....Signed as a ninth-round selection in the First-Year Player Draft.



## DUSTY COLEMAN

INFIELDER

@DustyColeman8

9

BATS/THROWS: R/R

OPENING DAY AGE: 29

BORN: April 20, 1987 in Sioux Falls, SD

RESIDENCE: Shawnee, Kansas

ACQUIRED: Signed as a minor league free agent, November 15, 2017

HEIGHT/WEIGHT: 6-1/200

SERVICE TIME: 0.058

### NON-ROSTER INVITEE

### CAREER

**2016: Spent the majority of the season with El Paso (AAA) and hit .208 (68-for-327) with 17 doubles, six triples, 15 home runs and 48 RBI for the Chihuahuas before being called up on 7/24... made his first appearance at the ML level since 2015.**

- Recorded his first career hit and RBI on 7/25 vs. NYM, a double off of Addison Reed.
- Logged his first ML home run, multi-hit and multi-RBI game on 7/27 vs. NYM...his three-run shot was hit on the first pitch off of RHP Tyler Pill.
- Designated for assignment on 9/18...cleared waivers and was outrighted to El Paso on 9/21.
- During El Paso's Postseason run hit .250 (5-for-20) over eight games with a home run, four RBI and four runs scored.

**2016: Combined to hit .244 (52-for-213) in 63 games between the AZL Royals (R) and Omaha (AAA), recording 26 RBI and 31 runs scored.**

- Missed time while with Omaha when he was placed on the seven-day disabled list from 5/18-7/28...began a rehab assignment with the AZL Royals on 7/19.

**2015: Made his MLB debut for KC on 7/3 vs. MIN...appeared in four games during his first career ML call-up.**

- Named an Organization All-Star for Kansas City by MiLB.com.
- Spent the majority of the season between Northwest Arkansas (AA) and Omaha (AAA), combining to hit .292 (100-for-342) with 45 RBI and 43 runs scored in 99 games.
- Missed some time while with Omaha when he was placed on the seven-day disabled list from 7/27-8/5.

**2014: Named a Texas League Mid-Season All-Star for Midland (AA) for a second consecutive season.**

- Played the entire season with Midland, hitting .223 (109-for-489) with 27 doubles, 18 home runs, 81 RBI and 79 runs scored in a career-high 135 games.

**2013: Combined to hit .255 (129-for-505) in 136 games between Midland (AA) and Sacramento (AAA)...recorded 48 extra-base hits, 62 RBI and 69 runs scored.**

- Named a Texas League Mid-Season All-Star for Midland.

**2012: Spent the entire season with Midland (AA), hitting .201 (86-for-427) in 128 games with 15 home runs, 59 RBI and 51 runs scored.**

**2011: Finished the season among organizational leaders in several categories within Oakland's farm system, ranking fifth in doubles (30) and runs scored (76), sixth in extra-base hits (49), eighth in total bases (206) and ninth in steals (21).**

- Split the season between Stockton (A) and Sacramento (AAA), appearing in 130 games and hitting a combined .247 (123-for-498) with 15 home runs, 70 RBI, 76 runs scored and 21 stolen bases.
- Earned California League Player of the Week honors for the week ending in 7/4.
- Named the Best Defensive Shortstop in the California League.
- Played for the Phoenix Desert Dogs in the AFL and hit .167 (9-for-54) in 15 games with three home runs and eight RBI.

**2010: Missed the entire season after undergoing surgery on a broken right wrist.**

**2009: Split the season between Kane County (A) and Stockton (A), hitting a combined .247 (110-for-446) in 119 games with 26 doubles, six triples, nine home runs, 50 RBI and 70 runs scored.**

- Named a Midwest League Mid-Season All-Star for Kane County.
- Was among organizational leaders in the A's farm system, ranking tied for third in triples (6), ninth in stolen bases (20) and 10th in runs (70).

**2008: Split his first professional season between the A's Rookie-Level Arizona League affiliate and Single-A Vancouver, hitting a combined .293 (29-for-99) with 11 RBI and 17 runs scored in 26 games played.**

- Following the season, ranked as the Athletics No. 22 prospect by *Baseball America*.
- Tabbed as the 18th-best prospect in the Northwest League.

### QUICK HITS

- MLB Debut:** July 3, 2015 vs. Minnesota
- First MLB Hit:** July 25, 2017 vs. New York (NL), double off Addison Reed
- First MLB Home Run:** July 25, 2017 vs. New York (NL), three-run homer off Tyler Pill



## PERSONAL

Dustin Michael Coleman (Dusty)...he and his wife, Sarah, have two sons, Noah and Quinn... attended Wichita State University where he hit .314 with eight home runs and 71 RBI before being drafted by the Oakland Athletics during his sophomore year...in 2006, was named the South Dakota High School Player of the Year and a High School All-American for Bishop O’Gorman High School...while in high school, won two state football championships and one in basketball...holds an annual baseball camp, the “D-C Clinic,” during the winter in Sioux Falls, South Dakota...his father played football at Augustana College (SD)...his grandfather played football at Colorado State...his favorite TV show is *Game of Thrones*...his all-time favorite baseball player is Derek Jeter...roots for the Denver Broncos...originally signed by Athletics’ scout Yancy Ayres.

## DUSTY COLEMAN’S CAREER BATTING RECORD

YR	CLUB	AVG	G	AB	R	H	2B	3B	HR	RBI	SH	SF	HP	BB	SO	SB	CS	OBP	SLG	E
2008	AZL Athletics	.222	7	27	4	6	0	0	1	5	0	0	1	2	10	1	1	.300	.333	2
	Vancouver (A)	.319	19	72	13	23	8	1	0	6	2	0	0	4	26	1	0	.355	.458	3
2009	Kane County (A)	.254	93	346	56	88	22	4	8	42	0	0	8	40	115	18	8	.345	.410	24
	Stockton (A)	.220	26	100	14	22	4	2	1	8	0	0	2	10	39	2	2	.304	.330	4
2011	Stockton (A)	.240	120	462	71	111	27	4	15	66	3	5	6	46	171	21	4	.314	.413	30
	Sacramento (AAA)	.333	10	36	5	12	3	0	0	4	0	0	0	1	14	0	2	.351	.417	0
2012	Midland (AA)	.201	128	427	51	86	16	4	15	59	4	4	10	41	182	9	8	.284	.363	18
2013	Midland (AA)	.260	130	484	65	126	34	10	3	61	5	2	6	57	155	17	10	.344	.390	21
	Sacramento (AAA)	.143	6	21	4	3	1	0	0	1	0	0	1	0	5	1	0	.182	.190	2
2014	Midland (AA)	.223	135	489	79	109	27	2	18	81	4	5	9	47	202	16	5	.300	.397	22
	Northwest Arkansas (AA)	.341	26	91	12	31	9	0	2	18	1	1	7	14	23	4	4	.460	.505	5
2015	Omaha (AAA)	.275	73	251	31	69	11	2	7	27	7	0	4	14	69	8	2	.323	.418	9
	<b>KANSAS CITY</b>	<b>.000</b>	<b>4</b>	<b>5</b>	<b>0</b>	<b>0</b>	<b>0</b>	<b>0</b>	<b>0</b>	<b>0</b>	<b>0</b>	<b>0</b>	<b>0</b>	<b>0</b>	<b>3</b>	<b>0</b>	<b>0</b>	<b>.000</b>	<b>.000</b>	<b>0</b>
	AZL Royals @	.280	7	25	5	7	2	1	1	5	0	1	0	3	5	2	0	.345	.560	0
2016	Omaha (AAA)	.239	56	188	26	45	11	2	5	21	4	0	3	12	58	6	3	.296	.399	0
2017	El Paso (AAA)	.208	94	327	43	68	17	6	15	48	1	8	2	32	125	11	3	.276	.434	13
	<b>SAN DIEGO</b>	<b>.227</b>	<b>27</b>	<b>66</b>	<b>6</b>	<b>15</b>	<b>3</b>	<b>0</b>	<b>4</b>	<b>9</b>	<b>0</b>	<b>1</b>	<b>2</b>	<b>2</b>	<b>33</b>	<b>1</b>	<b>0</b>	<b>.268</b>	<b>.455</b>	<b>4</b>
<b>Major League Totals</b>		<b>.211</b>	<b>31</b>	<b>71</b>	<b>6</b>	<b>15</b>	<b>3</b>	<b>0</b>	<b>4</b>	<b>9</b>	<b>0</b>	<b>1</b>	<b>2</b>	<b>2</b>	<b>36</b>	<b>1</b>	<b>0</b>	<b>.250</b>	<b>.423</b>	<b>4</b>
<b>Minor League Totals</b>		<b>.241</b>	<b>930</b>	<b>3346</b>	<b>479</b>	<b>806</b>	<b>192</b>	<b>38</b>	<b>91</b>	<b>452</b>	<b>31</b>	<b>26</b>	<b>59</b>	<b>323</b>	<b>1199</b>	<b>117</b>	<b>52</b>	<b>.316</b>	<b>.403</b>	<b>159</b>

## CAREER FIELDING

POSITION	PCT.	G	PO	A	E	TC	DP
Third Base	1.000	2	1	2	0	3	0
Shortstop	.960	27	28	67	4	99	16

## SINGLE-GAME HIGHS

HITTING STREAK.....Four games, August 5-8, 2017  
 HITS.....3, August 5, 2017 at PIT  
 DOUBLES.....1, three times, last: August 7, 2017 at CIN  
 RBI.....3, July 27, 2017 vs. NYM  
 RUNS SCORED.....2, July 27, 2017 vs. NYM  
 WALKS.....1, twice, last: August 27, 2017 at MIA  
 STRIKEOUTS.....3, three times, last: August 25, 2017 at MIA  
 CAREER WALK-OFF HITS.....None

## HOME RUNS

CAREER MULTI-HOME RUN GAMES.....None  
 CAREER GRAND SLAMS.....None  
 CAREER PINCH-HIT.....None  
 CAREER WALK-OFF.....None  
 CAREER LEAD-OFF.....None

## CAREER TRANSACTIONS

2008.....Selected by the Oakland Athletics in the 28th round of the First-Year Player Draft.  
 2015.....Signed by the Kansas City Royals as a minor league free agent, January 16.  
 .....Signed by the Kansas City Royals as a minor league free agent, November 9.  
 2016.....Signed by the San Diego Padres as a minor league free agent, December 2.  
 2017.....Signed by the San Diego Padres as a minor league free agent, November 15.



## FRANCHY CORDERO

INFIELDER/OUTFIELDER

# 33

**BATS/THROWS:** L/R  
**OPENING DAY AGE:** 23

**HEIGHT/WEIGHT:** 6-3/220  
**SERVICE TIME:** 0.038

**BORN:** September 2, 1994 in Azua, Dominican Republic

**RESIDENCE:** Azua, Dominican Republic

**ACQUIRED:** Signed as a minor league free agent: November 1, 2011

### CAREER

**2017: Spent the majority of the season with El Paso (AAA) and received his first action at the ML level, appearing in 30 games for SD.**

- Began the season with El Paso, hitting .289 (50-for-173) and leading the Chihuahuas in hits at the time of his call-up.
- Made his MLB debut on 5/27 at WSH as a pinch-hitter.
- Recorded his first ML hit and multi-hit game on 5/28 at WSH during his first start as a Padre...went on to hit in five consecutive games from 5/28-6/2, batting .368 (7-for-19) with one double, one triple, five runs and one stolen base.
- Hit his first ML home run on 6/12 vs. CIN before hitting two additional homers the following day on 6/13 vs. CIN, marking his first-career multi-home run game and the first time he homered in back-to-back games.
- During a three-game span from 6/12-14, went 7-for-14 (.500) with one double, three homers, five RBI and five runs scored.
- Recalled from El Paso for his second stint of the season with the Padres on 7/19.
- Grounded into one double play in 2017 while with El Paso, tying the record and becoming just the third qualifying batter in Pacific Coast League history with only one GIDP.
- Hit 18 triples with El Paso, a Chihuahuas' single-season record and tied for the most in minor league baseball with Double-A Midland's Jorge Mateo.
- Led all of professional baseball in triples with 21, including the three he hit for the Padres.
- Contributed to El Paso's postseason run, posting a .355/.417/.516 mark with two doubles, one home run, two RBI and three runs scored.
- Following the season, was named Most Valuable Player and Rookie of the Year of the Dominican Winter League...hit .323 (60-for-186) with a .393 OBP and seven doubles, five triples, five home runs, 25 RBI and 30 runs scored in 50 games for Leones del Escogido...hit .296 with a .367 OBP in 17 games during the playoffs

### QUICK HITS

- **His 21 triples between Triple-A El Paso and San Diego led all of professional baseball in 2017.**
- **Following the 2017 season, earned MVP and Rookie of the Year honors of the Dominican Winter League after hitting .323 with a .393 on-base percentage.**
- **MLB Debut:** May 27, 2017 at Washington
- **First MLB Hit:** May 28 at Washington, single off Joe Ross
- **First MLB Home Run:** June 12, 2017 vs. Cincinnati, solo off Bronson Arroyo

**2016: Split the season between Lake Elsinore (A), San Antonio (AA) and El Paso (AAA), hitting a combined .290 (161-for-555) with 24 doubles, 16 triples, 11 home runs, 54 RBI, 79 runs scored and 23 stolen bases.**

- Spent the majority of the season with Lake Elsinore, hitting .286 (85-for-297) with 16 doubles, eight triples, five home runs and 35 RBI with 47 runs scored.
- Made a four-game stint with El Paso, scoring one run with one hit and three walks.
- Named the Texas League Player of the Week on 8/7 after batting .400 (8-for-20) with three doubles, a triple and five RBI in five games while with San Antonio.
- Named a 2016 MiLB.com Organization All-Star for San Diego.

**2015: Spent the entire season with Fort Wayne (A), hitting .243 (117-for-481) with 13 doubles, one triple, five home runs, 34 RBI and 59 runs scored.**

**2014: Split the season between Eugene (A) and Fort Wayne (A), hitting a combined .255 (83-for-325) with 10 doubles, five triples, nine home runs, 44 RBI, 45 runs and 16 stolen bases over 83 games.**

- Started the season at Fort Wayne where he played in 22 games.
- Batted .279 (67-for-240) with eight doubles, four triples, nine home run, 35 RBI and 40 runs scored in 61 games for Eugene.
- Named a Northwest League Mid-Season All-Star...rated by *Baseball America* as the seventh-best prospect in the league.

**2013: Appeared in 35 games for the AZL Padres (R), batting .333 (47-for-141) with four doubles, six triples, three home runs, 17 RBI, 23 runs scored and 11 stolen bases.**

- Tied for the AZL lead in slugging (.511), tied for second in triples and fourth in average.
- Named to the AZL All-Star team...ranked No. 3 prospect in the AZL by *Baseball America*.

**2012: Made his professional debut with the DSL Padres (R), batting .270 (62-for-230) with nine doubles, six triples, one home run, 38 RBI and 39 runs scored in 61 games.**

## PERSONAL

Franchy Vargas Cordero...signed by Padres scouts Felix Feliz, Martin Jose and Randy Smith.

## FRANCHY CORDERO'S CAREER BATTING RECORD

YR	CLUB	AVG	G	AB	R	H	2B	3B	HR	RBI	SH	SF	HP	BB	SO	SB	CS	OBP	SLG	E	
2012	DSL Padres (R)	.270	61	230	39	62	9	6	1	38	1	1	1	37	73	14	4	.372	.374	44	
2013	AZL Padres (R)	.333	35	141	23	47	4	6	3	17	2	2	2	10	33	11	0	.381	.511	11	
2014	Eugene (A)	.279	61	240	40	67	8	4	9	35	1	0	4	14	75	13	5	.329	.458	34	
	Fort Wayne (A)	.188	22	85	5	16	2	1	0	9	1	2	2	4	36	3	3	.237	.235	18	
2015	Fort Wayne (A)	.243	126	481	59	117	13	1	5	34	5	3	4	31	121	22	11	.293	.306	22	
2016	Lake Elsinore (A)	.286	74	297	47	85	16	8	5	35	0	1	5	19	83	11	8	.339	.444	12	
	San Antonio (AA)	.306	59	245	31	75	8	8	6	19	0	0	2	17	67	12	6	.356	.478	8	
	El Paso (AAA)	.077	4	13	1	1	0	0	0	0	0	0	0	3	4	0	0	.250	.077	2	
2017	El Paso (AAA)	.326	93	390	68	127	21	18*	17	64	2	0	4	23	118	15	4	.369	.603	3	
	<b>SAN DIEGO</b>	<b>.228</b>	<b>30</b>	<b>92</b>	<b>15</b>	<b>21</b>	<b>3</b>	<b>3</b>	<b>3</b>	<b>9</b>	<b>1</b>	<b>0</b>	<b>0</b>	<b>6</b>	<b>44</b>	<b>1</b>	<b>1</b>	<b>.276</b>	<b>.424</b>	<b>2</b>	
<b>Major League Totals</b>			<b>.228</b>	<b>30</b>	<b>92</b>	<b>15</b>	<b>21</b>	<b>3</b>	<b>3</b>	<b>9</b>	<b>1</b>	<b>0</b>	<b>0</b>	<b>6</b>	<b>44</b>	<b>1</b>	<b>1</b>	<b>.276</b>	<b>.424</b>	<b>2</b>	
<b>Minor League Totals</b>			<b>.281</b>	<b>535</b>	<b>2122</b>	<b>313</b>	<b>597</b>	<b>81</b>	<b>52</b>	<b>46</b>	<b>251</b>	<b>12</b>	<b>9</b>	<b>24</b>	<b>158</b>	<b>610</b>	<b>101</b>	<b>41</b>	<b>.337</b>	<b>.434</b>	<b>143</b>

\*Led league +Tied for league lead @Rehab assignment

## CAREER FIELDING

POSITION	PCT.	G	PO	A	E	TC	DP
Center Field	.957	25	43	2	2	47	1
Left Field	--	1	0	0	0	0	0

## SINGLE-GAME HIGHS

HITTING STREAK.....Five games, May 28-June 2, 2017  
 HITS.....Three games, June 13, 2017 vs. CIN  
 DOUBLES.....1, three times, last: June 12, 2017 vs. CIN  
 RBI.....2, three times, last: June 13, 2017 vs. CIN  
 RUNS SCORED.....3, June 13, 2017 vs. CIN  
 WALKS.....2, twice, last: June 16, 2017 at MIL  
 STRIKEOUTS.....4, twice, last: June 21, 2017 at CHC  
 CAREER WALK-OFF HITS.....None

## HOME RUNS

CAREER MULTI-HOME RUN GAMES.....None  
 CAREER GRAND SLAMS.....None  
 CAREER PINCH-HIT.....None  
 CAREER WALK-OFF.....None  
 CAREER LEAD-OFF.....None

## CAREER TRANSACTIONS

2011.....Signed by the San Diego Padres as a minor league free agent, November 1.



## ALLEN CÓRDOBA

INFIELDER/OUTFIELDER

# 17

**BATS/THROWS:** R/R

**HEIGHT/WEIGHT:** 6-1/210

**OPENING DAY AGE:** 22

**SERVICE TIME:** 1.000

**BORN:** December 6, 1995 in Changuinola, Panama

**RESIDENCE:** Changuinola, Panama

**ACQUIRED:** Selected by San Diego from the St. Louis Cardinals in the first round (third overall) of the Major League phase of the 2016 Rule 5 Draft: December 8, 2016

### CAREER

**2017: Made his first career Opening Day roster and his MLB debut on 4/3 at LAD, playing in 100 games and recording eight extra-base hits, 15 RBI and 17 runs scored.**

- Selected by SD from STL in the first round (third overall) of the Major League phase of the 2016 Rule 5 Draft on 12/8/2016... remained with SD for the duration of the season
- Logged his first career hit on 4/8 vs. SF and his first career home run and RBI on 4/17 at ATL...his first career homer was hit as a pinch-hitter off of LHP Jaime Garcia.
- Recorded a career-high three RBI on 4/29 and a career-high three hits twice (5/12 at CWS and 6/2 vs. COL)
- Over 23 games in May, he hit .308 (20-for-65) with one double, one triple, one homer and three RBI...hit safely in a ML career-high six consecutive games from 5/24-29, batting .346 (9-for-26) in that span.
- Made 42 starts on the season, including 24 in left field, 15 at shortstop, two in center field and one in right field while also making three appearances at third base and one at second base.
- Following the season, played in 17 games for Naranjeros de Hermosillo of the Mexican Winter League and hit .236 (13-for-55) with one double, one home run, two RBI and nine runs scored.

### QUICK HITS

- MLB Debut:** April 3, 2017 at Los Angeles (NL)
- First MLB Hit:** April 8, 2016 vs. SF, single off Madison Bumgarner
- First MLB Home Run:** April 17 at Atlanta, pinch-hit off Jaime Garcia

**2016: Spent the entire season Johnson City (R) and led the Appalachian League in batting average (.362) with 16 doubles, five triples, 18 RBI, 49 runs scored and 22 stolen bases in 50 games.**

- Earned Appalachian League Post-Season All-Star honors and named to the *Baseball America* Rookie All-Star Team.
- Opened the season hitting .259 (7-for-27) through his first seven games in June...went on to hit .379 (64-for-169) over the remaining 43 games in July through September.
- Recorded a career-high four hits twice...compiled three three-hit games and recorded 20 other multi-hit efforts.
- Compiled a 14-game consecutive hit streak from 7/18-8/4, hitting .441 (26-for-59) with 17 runs scored, eight walks and five stolen bases over that span.

**2015: Named Most Valuable Player of the Gulf Coast League after leading the GCL in hits (69) and ranking first among all Cardinals minor leaguers in batting average (.342).**

- Also ranked among GCL leaders in runs (40, 2nd), total bases (85, 2nd), at-bats (202, T-3rd), on-base percentage (.401, 4th), slugging (.421, 5th) and toughest to strikeout (11.45 PA/SO, 5th).
- Played exclusively at shortstop for the first time in his career, making 47 appearances (46 starts) at the position.
- Earned Gulf Coast League Post-Season honors.
- Posted a 10-game hitting streak from 6/30-7/11, batting .462 (18-for-39) during the stretch.
- Hit safely in 40 of 53 games with 22 multi-hit games (seven three-hit games).
- Hit .426 (23-for-54) with runners in scoring position.
- Went 1-for-4 with a single in his GCL playoff appearance.

**2014: Spent the season with the DSL Cardinals (R), hitting .258 in a career-high 244 at-bats, recording nine doubles, one triple, two home runs, 18 RBI, 41 runs scored and 14 stolen bases in 62 games.**

- Made 62 total starts, including 32 at shortstop, 29 at third base and one at second base

**2013: Made his professional debut for the DSL Cardinals (R), hitting .272 (34-for-125) with five doubles, one triple, seven RBI and 20 runs scored in 41 games.**

- Made 37 total starts, including 23 at shortstop, 10 at second base and one at third base.



## PERSONAL

Allen Octavio Córdoba...he and his wife, Alison, have a daughter, Allishka.

## ALLEN CÓRDOBA'S CAREER BATTING RECORD

YR	CLUB	AVG	G	AB	R	H	2B	3B	HR	RBI	SH	SF	HP	BB	SO	SB	CS	OBP	SLG	E
2013	DSL Cardinals	.272	41	125	20	34	5	1	0	7	3	0	5	19	24	5	3	.389	.328	11
2014	DSL Cardinals	.258	62	244	41	63	9	1	2	18	2	5	2	15	46	14	4	.301	.328	27
2015	GCL Cardinals	.342	53	202	40	*69	6	2	2	20	2	3	7	15	20	11	3	.401	.421	20
2016	Johnson City (R)*	.362	50	196	49	71	16	5	0	18	0	1	2	21	19	22	4	.427	.495	17
2017	<b>SAN DIEGO</b>	<b>.208</b>	<b>100</b>	<b>202</b>	<b>17</b>	<b>42</b>	<b>2</b>	<b>2</b>	<b>4</b>	<b>15</b>	<b>0</b>	<b>3</b>	<b>4</b>	<b>18</b>	<b>54</b>	<b>2</b>	<b>2</b>	<b>.282</b>	<b>.297</b>	<b>5</b>
<b>Major League Totals</b>		<b>.208</b>	<b>100</b>	<b>202</b>	<b>17</b>	<b>42</b>	<b>2</b>	<b>2</b>	<b>4</b>	<b>15</b>	<b>0</b>	<b>3</b>	<b>4</b>	<b>18</b>	<b>54</b>	<b>2</b>	<b>2</b>	<b>.282</b>	<b>.297</b>	<b>5</b>
<b>Minor League Totals</b>		<b>.309</b>	<b>206</b>	<b>767</b>	<b>150</b>	<b>237</b>	<b>36</b>	<b>9</b>	<b>4</b>	<b>63</b>	<b>7</b>	<b>9</b>	<b>16</b>	<b>70</b>	<b>109</b>	<b>52</b>	<b>14</b>	<b>.375</b>	<b>.395</b>	<b>75</b>

\*Led league +Tied for league lead @Rehab assignment

## CAREER FIELDING

POSITION	PCT.	G	PO	A	E	TC	DP
Left Field	1.000	43	43	1	0	44	0
Shortstop	.941	28	26	38	4	68	13
Center Field	1.000	7	5	0	0	5	0
Right Field	1.000	3	1	0	0	1	0
Third Base	.500	3	0	1	1	2	0
Second Base	---	1	0	0	0	0	0

## SINGLE-GAME HIGHS

HITTING STREAK.....Six games, May 24 - 29, 2017  
 HITS .....3, twice, last: June 2, 2017 vs. Colorado  
 DOUBLES .....1, twice, last: June 2, 2017 vs. Colorado  
 RBI.....3, April 29, 2017 at San Francisco  
 RUNS SCORED .....2, April 29, 2017 at San Francisco  
 WALKS.....3, July 28, 2017 vs. Pittsburgh  
 STRIKEOUTS.....4, July 22, 2017 at San Francisco  
 CAREER WALK-OFF HITS.....None

## HOME RUNS

CAREER MULTI-HOME RUN GAMES.....None  
 CAREER GRAND SLAMS .....None  
 CAREER PINCH-HIT .....None  
 CAREER WALK-OFF .....None  
 CAREER LEAD-OFF.....None

## CAREER TRANSACTIONS

2013.....Signed by the St. Louis Cardinals as a non-drafted free agent, April 12  
 2016.....Selected by the San Diego Padres from the St. Louis Cardinals in the first round (third overall) of the Major League phase of the 2016 Rule 5 Draft, December 8



## ALLEN CRAIG

INFILDER/OUTFIELDER

BATS/THROWS: R/R

OPENING DAY AGE: 33

BORN: July 18, 1984 in Mission Viejo, CA

RESIDENCE: Temecula, CA

ACQUIRED: Signed as a minor league free agent: January 22, 2018

HEIGHT/WEIGHT: 6-2/218

SERVICE TIME: 4.154

### NON-ROSTER INVITEE

#### CAREER

**2017: Spent the entire season in Pawtucket (AAA) and slashed .253/.352/.316 in 47 games played.**

- Made 14 appearances at first base, 26 as a designated hitter, three in right field and two in left...did not make an error in 109 total chances.
- His eight extra-base hits were the most he had since 2015 with Pawtucket...logged seven doubles, one home run, 14 RBI, 18 runs scored and 22 walks.

**2016: Split the season between Pawtucket (AAA) and Lowell (A), playing a total of 29 games.**

- In 22 games with Pawtucket, hit .173 (13-for-75) with three doubles, a triple, a home run and six RBI...in seven games with Lowell, he hit .250 (5-for-20), recording one double and three RBI.
- Spent approximately three months on the disabled list with oblique and knee injuries.

**2015: Made 15 starts and played in 36 games over two stints with BOS...spent the majority of the season with Pawtucket (AAA), ranking third in the International League in OBP (.368).**

- Made his first Opening Day roster with BOS...split time defensively between right field (nine games, five starts), left field (seven games, four starts), and first base (six games, three starts)...also made three starts as a designated hitter.
- Made his season debut on 4/6 at PHI, recording a pinch-hit single and scoring a run in Boston's Opening Day victory.
- Hit his only homer of the season on 5/1 vs. NYY, breaking a 1-1 tie in the fourth inning and snapping a homerless stretch of 106 at-bats...recorded his 500th career hit on 5/4 vs. TB, a sixth inning single.
- Optioned to Pawtucket following 5/9 at TOR...outrighted to Pawtucket on 5/18.
- Played 93 games (all starts) with the PawSox, appearing defensively at first base (46 games), DH (24 games), right field (21 games) and left field (2 games)...posted a .993 fielding percentage at first base (three errors in 427 total chances) and did not commit an error as an outfielder.
- Ranked among Pawtucket leaders in hits (2nd, 94), doubles (2nd, 14), walks (2nd, 49) and RBI (T-3rd, 30).
- Selected to the ML roster from Pawtucket on 9/1.

**2014: Hit .215 (99-for-461) with 20 doubles, one triple, eight homers and 46 RBI in 126 games between STL and BOS...acquired by BOS at the non-waiver trade deadline.**

- Defensively between the two clubs, appeared in right field (82 games, 78 starts), first base (41 games, 37 starts) and left field (11 games, three starts)...was one of three players in MLB to play at least 1,000 defensive innings without committing an error (also BAL's Nick Markakis and TB's Desmond Jennings).
- Began the season playing 97 games for STL, hitting .237 (87-for-367)...batted .270 (48-for-178) with 11 doubles, a triple, five homers and 28 RBI in 47 games at Busch Stadium, compared to .180 (51-for-283) with nine doubles, three homers and 18 RBI in 79 games on the road.
- Acquired by BOS from STL with RHP Joe Kelly in exchange for RHP John Lackey, LHP Corey Littrell and cash considerations on 7/31.
- Added to the active ML roster on 8/1 and made his Red Sox debut that night vs. NYY.
- Placed on the 15-day DL on 8/5 (retro 8/2) with a left foot sprain...played in two games on rehab for Pawtucket (AAA).
- Hit his first homer as a member of the Red Sox on 8/26 at TOR, a two-run shot in the 11th inning...accounted for his only RBI with the club...marked his first career extra-inning home run.

**2013: Set career highs in games (134), at-bats (508), hits (160), triples (two), RBI (97), walks (40), and OBP (.373), earning his first career All-Star selection.**

- Began season as STL's Opening Day first baseman.
- Was a manager's selection to the NL All-Star team.
- Led the majors with a .454 batting average (59-for-130) with RISP while tying for third in MLB with 83 RBI with RISP...had the third-highest average with RISP since data began being tracked in 1974, trailing only George Brett (.469, 1980) and Tony Gwynn (.459, 1997).
- Ranked among NL leaders in RBI (8th, 97), batting average (8th, .315), HBP (T-11th, 10), OBP (11th, .373), three-hit games (T-14th, 12) and multi-hit games (T-15th, 47).
- Hit his first career grand slam on 8/26 vs. CIN to give STL an 8-5 lead and eventual win...was his 50th career HR.

#### QUICK HITS

- Named an NL All-Star in 2013 with St. Louis when he hit .315 (8th in NL) with a .373 on-base percentage (11th in NL).
- MLB Debut: April 8, 2010 at Cincinnati
- First MLB Hit: April 11, 2010 at Milwaukee, single off Carlos Villanueva
- First MLB HR: July 19, 2010 vs. Philadelphia, solo off Kyle Kendrick

**2013 continued...**

- Missed final 22 games of the season as well as the Division Series and League Championship Series with a left foot sprain, suffered in the third inning on 9/4 at CIN.
- Added to the World Series roster after missing the NLDS and NLCS recovering from a foot injury...batted .375 (6-for-16) in six games and hit safely in five of those contests, including two as a pinch hitter.

**2012: Ranked sixth among NL leaders in average (.307), fifth in SLG (.522) and T-15th in RBI (92)...led STL in SLG despite being limited to 119 games due to two trips to the disabled list.**

- Led MLB with a .400 AVG (50-for-125) with RISP...finished the season with 92 RBI in 119 games for an NL-leading 5.1 AB/RBI.
- Made 86 starts at first base, 21 in right field and five in left...primarily served as the STL cleanup hitter .
- Posted a .512 average (21-for-41) when swinging at the first pitch, ranking sixth in the NL.
- Had 17 go-ahead RBI, third most on the club...had eight game-winning RBI.
- Started the season on the DL, recovering from off-season knee surgery (fractured right knee cap) and was activated on 5/1 after missing 22 games.
- Had two multi-home run games (7/2 vs. COL and 8/7 vs. SF), the third and fourth of his career.
- Had his first career walk-off hit with an RBI single in the 10th vs. MIL on 9/9.

**2011: In his first full ML season, hit .315 (63-for-200) and contributed to the Cardinals' World Series victory...appeared in only 75 regular season games (47 starts) due to two DL stints, but played in all 15 postseason games.**

- Was on the DL from 4/17-5/2 (strained left groin) and from 6/8-8/10 (right knee contusion).
- Made appearances at second base, third, left field, center field, right field and first base...did not commit an error at any of those six positions in 102 total chances.
- Tied for the team lead with seven pinch hits...ranked second on the club with four RBI as a pinch-hitter.
- Had the second-most home runs (11) in the NL for a player with no more than 200 at-bats.
- Belted a two-run homer off SF's Tim Lincecum on 6/1 for his first career pinch-hit homer.
- Tallied first two career multi-homer games (8/17 at PIT and 9/18 at PHI).
- Hit .243 (9-for-37) with a triple, four home runs, eight RBI, and eight walks in 15 postseason games, including eight starts, as STL won the World Series...hit four homers in the postseason, including three in the WS, tying Albert Pujols' 2011 franchise record.
- Underwent right knee surgery after the season.

**2010: Started the season on the big league roster for the first time in his career and appeared in 44 games over five ML stints...was the only player on the STL Opening Day roster without prior ML time.**

- Had three game-winning RBI, the most among STL rookies.
- Made MLB debut on 4/8 at CIN as the Cardinals' starting right fielder (went 0-for-4)...recorded his first ML hit on 4/11 at MIL off Carlos Villanueva.
- Hit his first homer off Kyle Kendrick on 7/19 vs. PHI as part of STL's three-home run inning.
- Batted .382 (13-for-34) after his last recall of the season on 9/18, including a .647 SLG with two HR and six RBI
- Played in 83 games at Memphis (AAA) and had a team-leading 81 RBI.

**2009: Named Cardinals' Minor League Player of the Year after batting .322 with an organization-best 26 home runs and 83 RBI at Memphis (AAA)...also led all STL minor leaguers in hits (152), runs scored (78), and SLG (.547).**

- Ranked third in the Pacific Coast League in total bases (258) and was fourth in the PCL in average, home runs and hits.
- Honored as the Cardinals' Minor League Player of the Month for July (.392, 10 home runs, 26 RBI).
- Hit a two-out, pinch-hit, game-tying single in the ninth inning, then scored the go-ahead run at Albuquerque in Game 2 of PCL playoffs.
- Went 2-for-5 with a home run, two RBI in the Triple-A Championship Game, a 5-4 loss to Durham in 11 innings.
- After the season, ranked the No. 7 prospect and best power hitter in the STL organization by *Baseball America*.

**2008: Spent the entire season with Springfield (AA) and was named to the Texas League's Mid-and Post-Season All-Star teams.**

- His 154 hits paced Cardinals farmhands and ranked third in the TL...his .304 average was ninth best in the league and also hit 22 home runs, fifth most in the league.
- Primarily played at third base (108 games)...his .941 fielding percentage led TL third basemen, as did his 217 assists...also played 17 games in left and two at first base.

**2007: Spent most of the season at Palm Beach (A) and was named to the Florida State League's Post-Season All-Star team...also played seven games for Springfield (AA).**

- His 224 total bases were second most in the FSL...finished third in the FSL with a .312 average (132-for-423), 21 homers and a .530 SLG...ranked fifth in the league with 77 RBI.
- Named MVP of the High-A Florida State League All-Star Game (went 2-for-4 with a home run).
- Participated in the FSL All-Star Game Home Run Derby, finishing third after falling in a tie-breaker to Palm Beach teammate Mark Hamilton.
- Selected as Cardinals Minor League Player of the Month for June (.337 average, 33-for-98).

**2006: Began his professional career at State College (A), playing mostly third base (35 games)...also played three games at shortstop and one at second base.**



# PLAYERS

## PERSONAL

Allen Thomas Craig...married his wife, Marie, two weeks after Game 7 of the 2011 World Series...the couple has a daughter, Eden...his hometown of Temecula, CA celebrated "Allen Craig Day" on 1/10/11 following the 2011 World Series win...attended the University of California at Berkeley...was named to the Academic First Team All-Pac 10 Team...graduated from Chaparral High School in Temecula, CA in 2002, where he played both baseball and basketball...played for the 2002 USA Junior National Team in Canada...originally signed by St. Louis Cardinals scout Dane Walker.

## ALLEN CRAIG'S CAREER BATTING RECORD

YR	CLUB	AVG	G	AB	R	H	2B	3B	HR	RBI	SH	SF	HP	BB	SO	SB	CS	OBP	SLG	E
2006	State College (A)	.257	48	175	21	45	13	0	4	29	1	5	7	13	28	0	0	.325	.400	9
2007	Palm Beach (A)	.312	112	423	77	132	25	2	21	77	0	4	6	35	79	8	3	.370	.530	17
	Springfield (AA)	.292	7	24	5	7	2	0	3	3	0	0	0	1	6	0	0	.320	.750	2
2008	Springfield (AA)	.304	129	506	84	154	30	0	22	85	0	4	10	48	87	2	1	.373	.494	17
2009	Memphis (AAA)	.322	126	472	78	152	26	1	26	83	0	6	6	37	95	3	0	.374	.547	5
2010	Memphis (AAA)	.320	83	306	57	98	24	2	14	81	0	6	4	34	59	1	0	.389	.549	5
	<b>ST. LOUIS</b>	<b>.246</b>	<b>44</b>	<b>114</b>	<b>12</b>	<b>28</b>	<b>7</b>	<b>0</b>	<b>4</b>	<b>18</b>	<b>0</b>	<b>1</b>	<b>0</b>	<b>9</b>	<b>26</b>	<b>0</b>	<b>1</b>	<b>.298</b>	<b>.412</b>	<b>1</b>
2011	Springfield (AA)	.000	2	6	0	0	0	0	0	1	0	1	0	1	1	0	0	.125	.000	0
	Memphis (AAA)	.286	10	35	9	10	2	1	1	5	0	0	1	3	3	0	0	.359	.486	0
	<b>ST. LOUIS</b>	<b>.315</b>	<b>75</b>	<b>200</b>	<b>33</b>	<b>63</b>	<b>15</b>	<b>0</b>	<b>11</b>	<b>40</b>	<b>1</b>	<b>2</b>	<b>1</b>	<b>15</b>	<b>40</b>	<b>5</b>	<b>0</b>	<b>.362</b>	<b>.555</b>	<b>0</b>
2012	Palm Beach (A)	.364	3	11	1	4	0	0	1	1	0	0	0	1	2	0	0	.417	.636	0
	Memphis (AAA)	.353	4	17	3	6	0	0	2	7	0	0	0	0	2	0	0	.353	.706	0
	<b>ST. LOUIS</b>	<b>.307</b>	<b>119</b>	<b>469</b>	<b>76</b>	<b>144</b>	<b>35</b>	<b>0</b>	<b>22</b>	<b>92</b>	<b>0</b>	<b>7</b>	<b>1</b>	<b>37</b>	<b>89</b>	<b>2</b>	<b>1</b>	<b>.354</b>	<b>.522</b>	<b>4</b>
2013	<b>ST. LOUIS</b>	<b>.315</b>	<b>134</b>	<b>508</b>	<b>71</b>	<b>160</b>	<b>29</b>	<b>2</b>	<b>13</b>	<b>97</b>	<b>0</b>	<b>5</b>	<b>10</b>	<b>40</b>	<b>100</b>	<b>2</b>	<b>0</b>	<b>.373</b>	<b>.457</b>	<b>1</b>
2014	<b>ST. LOUIS</b>	<b>.237</b>	<b>97</b>	<b>367</b>	<b>34</b>	<b>87</b>	<b>17</b>	<b>1</b>	<b>7</b>	<b>44</b>	<b>0</b>	<b>2</b>	<b>3</b>	<b>26</b>	<b>77</b>	<b>1</b>	<b>1</b>	<b>.291</b>	<b>.346</b>	<b>0</b>
	Pawtucket (AAA)	.200	2	5	1	1	0	0	0	2	0	0	0	1	1	0	0	.333	.200	0
	<b>BOSTON</b>	<b>.128</b>	<b>29</b>	<b>94</b>	<b>7</b>	<b>12</b>	<b>3</b>	<b>0</b>	<b>1</b>	<b>2</b>	<b>0</b>	<b>0</b>	<b>4</b>	<b>9</b>	<b>36</b>	<b>1</b>	<b>0</b>	<b>.234</b>	<b>.191</b>	<b>0</b>
2015	Pawtucket (AAA)	.274	93	343	29	94	14	0	4	30	0	3	4	49	70	0	0	.368	.350	3
	<b>BOSTON</b>	<b>.152</b>	<b>36</b>	<b>79</b>	<b>6</b>	<b>12</b>	<b>1</b>	<b>0</b>	<b>1</b>	<b>3</b>	<b>0</b>	<b>0</b>	<b>2</b>	<b>7</b>	<b>26</b>	<b>0</b>	<b>0</b>	<b>.239</b>	<b>.203</b>	<b>0</b>
2016	Lowell (A)	.250	7	20	2	5	1	0	0	3	0	1	0	6	4	0	0	.407	.300	1
	Pawtucket (AAA)	.173	22	75	5	13	3	1	1	6	0	1	1	7	16	0	0	.250	.280	0
2017	Pawtucket (AAA)	.253	47	158	18	40	7	0	1	14	0	0	2	22	40	0	2	.352	.316	0
	<b>Minor League Totals</b>	<b>.295</b>	<b>695</b>	<b>2576</b>	<b>390</b>	<b>761</b>	<b>147</b>	<b>7</b>	<b>100</b>	<b>427</b>	<b>1</b>	<b>31</b>	<b>41</b>	<b>258</b>	<b>493</b>	<b>14</b>	<b>6</b>	<b>.365</b>	<b>.474</b>	<b>61</b>
	<b>Major League Totals</b>	<b>.276</b>	<b>534</b>	<b>1831</b>	<b>239</b>	<b>506</b>	<b>107</b>	<b>3</b>	<b>59</b>	<b>296</b>	<b>1</b>	<b>17</b>	<b>21</b>	<b>143</b>	<b>394</b>	<b>11</b>	<b>3</b>	<b>.333</b>	<b>.435</b>	<b>6</b>

\*Led league +Tied for league lead @Rehab assignment

## CAREER FIELDING

POSITION	PCT.	G	PO	A	E	TC	DP
Third Base	.667	4	0	2	1	3	0
Second Base	1.000	9	7	10	0	17	1
First Base	.998	240	1,917	130	5	2,052	179
Left Field	1.000	82	114	3	0	117	1
Center Field	1.000	5	9	2	0	11	0
Right Field	1.000	184	265	4	0	269	0
Outfield	1.000	261	388	9	0	397	1

## SINGLE-GAME HIGHS

HITTING STREAK.....13 games, August 10-24, 2012  
 HITS.....4, five times, last: April 30, 2014 vs. Milwaukee  
 DOUBLES.....2, eight times, last: April 30, 2014 vs. Milwaukee  
 RBI.....4, three times, last: August 26, 2013 vs. Cincinnati  
 RUNS SCORED.....3, four times, last: August 2, 2013 at Cincinnati  
 WALKS.....3, August 21, 2012 vs. Houston  
 STRIKEOUTS.....4, twice, last: September 3, 2014 at New York (AL)  
 CAREER WALK-OFF HITS.....1, September 9, 2012 vs. MIL (single to right field)

## HOME RUNS

CAREER MULTI-HOME RUN GAMES (4)...last: August 7, 2012 vs. San Francisco  
 CAREER GRAND SLAMS (1).....August 26, 2013 vs. Cincinnati (J.J. Hoover)  
 CAREER PINCH-HIT (1).....June 1, 2011 vs. San Francisco (Tim Lincecum)  
 CAREER WALK-OFF.....None  
 CAREER LEAD-OFF.....None

## CAREER TRANSACTIONS

2006.....Signed by the St. Louis Cardinals as an eighth-round selection in the First-Year Player Draft.  
 2014.....Acquired by the Boston Red Sox with RHP Joe Kelly in exchange for RHP John Lackey, LHP Corey Littrell and cash considerations, July 31.  
 2018.....Acquired by the San Diego Padres as a minor league free agent, January 22.





## MIGUEL DIAZ

RIGHT-HANDED PITCHER

# 43

DIAZ

**BATS/THROWS:** R/R

**HEIGHT/WEIGHT:** 6-0/214

**OPENING DAY AGE:** 23

**SERVICE TIME:** 1.000

**BORN:** November 28, 1994 in San Cristobal, Dominican Republic

**RESIDENCE:** San Cristobal, Dominican Republic

**ACQUIRED:** From MIN in exchange for RHP Justin Haley and a player to be named later or cash considerations: December 8, 2016

### CAREER

**2017: Acquired by SD in the 2016 Rule 5 Draft and spent the entire season on the Padres Major League roster, appearing in 31 games (three starts).**

- Selected by MIN from MIL first overall in the Major League Phase of the 2016 Rule 5 Draft and then acquired by SD from MIN in exchange for RHP Justin Haley and cash on 12/8/16.
- Made his MLB debut on 4/3 at LAD, tossing 1.1 perfect innings in relief with one strikeout.
- On the season, posted a 1-1 record with a 7.34 ERA (34 ER, 41.2 IP) with 33-to-25 SO/BB ratio.
- Did not allow a baserunner through his first four games to begin his MLB career, tied for the longest such streak in the majors since data was recorded in 1913.
- Earned his first ML win on 4/10 at COL.
- Made his first career start on 6/10 vs. KC, tossing 2.0 IP with one hit, three walks and one strikeout...Diaz made two additional starts on the season on 6/16 at MIL and 6/21 at CHC.
- Placed on the 10-day DL on 6/23 with a strained right forearm and was transferred to the 60-day DL on 8/26.
- Sent on a rehab assignment to the AZL Padres (R) on 8/15 and Lake Elsinore (A) on 8/20 before being reinstated on 8/29...his first appearance back from the DL came on 9/5 vs. STL.
- Following the season, made four relief appearances for Toros del Este of the Dominican Winter League and posted a 7.71 ERA (2 ER, 2.1 IP).

### QUICK HITS

- Did not allow a baserunner through his first four MLB games, tied for the longest such streak in the majors since data was recorded in 1913.
- MLB Debut: April 3, 2017 vs. Los Angeles (NL)
- First MLB Win: April 10, 2017 at Colorado

**2016: Made 26 appearances (15 starts) for Wisconsin (A), going 1-8 with a 3.71 ERA (39 ER, 94.2 IP) and 91 SO to 29 BB while limiting opposing hitters to a .226 (83-for-368) average.**

- In his 15 starts, went 1-6 with a 3.31 ERA (24 ER, 65.1 IP) and 61 SO to 16 BB while limiting the opposition to a .203 (51-for-251) average.
- Tossed a season-high 6.1 IP of two-run ball on 6/3 vs. Kane County, striking out eight and walking one.

**2015: Made seven appearances (five starts) for the AZL Brewers (R), going 0-3 with a 2.21 ERA (5 ER, 20.1 IP) and 23 SO to five BB.**

**2014: Made 13 appearances (five starts) for the AZL Brewers (R), going 4-2 with a 4.21 ERA (22 ER, 47.0 IP) and 53 SO against 20 BB.**

**2013: Made 11 appearances (nine starts) for the DSL Brewers (R), going 3-2 with a 2.40 ERA (13 ER, 48.2 IP).**

- Tossed a career-high tying 7.0 innings on two occasions...allowed no runs on just three hits and two walks while striking out five on 7/18 vs. the DSL Jays...allowed two runs on two hits and one walk while striking out three on 8/8 vs. the DSL Yankees.

**2012: Made his professional debut for the DSL Brewers (R), making 15 relief appearances and one start with a 4.62 ERA (13 ER, 25.1 IP).**

- Allowed just one run and four hits over his first six relief outings, posting a 1.00 ERA (1 ER, 9.0 IP)



# PLAYERS

## PERSONAL

Miguel Angel Diaz...his all-time favorite baseball player is Pedro Martinez...signed by Brewers' scout Fernando Arango.

### MIGUEL DIAZ'S CAREER PITCHING RECORD

YR	CLUB	W-L	ERA	G	GS	CG	SHO	SV	IP	H	R	ER	HR	HB	BB	SO	WP	BK	AVG
2012	DSL Brewers	0-3	4.62	15	1	0	0	1	25.1	27	20	13	0	3	15	21	3	0	.278
2013	DSL Brewers	3-2	2.40	11	9	0	0	0	48.2	36	17	13	0	3	21	34	2	1	.211
2014	AZL Brewers	4-2	4.21	13	5	0	0	0	47.0	42	24	22	3	3	20	53	5	1	.232
2015	AZL Brewers	0-3	2.21	7	5	0	0	0	20.1	20	12	5	1	0	5	23	1	0	.270
2016	Wisconsin (A)	1-8	3.71	26	15	0	0	3	94.2	83	49	39	7	5	29	91	12	3	.226
2017	<b>SAN DIEGO</b>	<b>1-1</b>	<b>7.34</b>	<b>31</b>	<b>3</b>	<b>0</b>	<b>0</b>	<b>0</b>	<b>41.2</b>	<b>44</b>	<b>35</b>	<b>34</b>	<b>11</b>	<b>3</b>	<b>25</b>	<b>33</b>	<b>5</b>	<b>1</b>	<b>.275</b>
	AZL Padres (R)@	1-0	0	1	0	0	0	0	2	0	0	0	0	0	1	2	0	0	.000
	Lake Elsinore (A)@	0-0	3.68	2	2	0	0	0	7.1	8	3	3	0	0	3	5	0	0	.296
<b>Major League Totals</b>		<b>1-1</b>	<b>7.34</b>	<b>31</b>	<b>3</b>	<b>0</b>	<b>0</b>	<b>0</b>	<b>41.2</b>	<b>44</b>	<b>35</b>	<b>34</b>	<b>11</b>	<b>3</b>	<b>25</b>	<b>33</b>	<b>5</b>	<b>1</b>	<b>.275</b>
<b>Minor League Totals</b>		<b>9-18</b>	<b>3.49</b>	<b>75</b>	<b>37</b>	<b>0</b>	<b>0</b>	<b>4</b>	<b>245.1</b>	<b>216</b>	<b>125</b>	<b>95</b>	<b>11</b>	<b>14</b>	<b>94</b>	<b>229</b>	<b>23</b>	<b>5</b>	<b>.234</b>

\*Led league +Tied for league lead @Rehab assignment

### 2017 AND CAREER BATTING RECORD

YR	CLUB	AVG	G	AB	R	H	2B	3B	HR	RBI	SH	SF	HP	BB	SO	SB	CS	OBP	SLG
2017	<b>SAN DIEGO</b>	<b>.000</b>	<b>31</b>	<b>3</b>	<b>0</b>	<b>0</b>	<b>0</b>	<b>0</b>	<b>0</b>	<b>0</b>	<b>0</b>	<b>0</b>	<b>0</b>	<b>0</b>	<b>3</b>	<b>0</b>	<b>0</b>	<b>.000</b>	<b>.000</b>
<b>Major League Totals</b>		<b>.000</b>	<b>31</b>	<b>3</b>	<b>0</b>	<b>0</b>	<b>0</b>	<b>0</b>	<b>0</b>	<b>0</b>	<b>0</b>	<b>0</b>	<b>0</b>	<b>0</b>	<b>3</b>	<b>0</b>	<b>0</b>	<b>.000</b>	<b>.000</b>

### CAREER FIELDING

POSITION	PCT.	G	PO	A	E	TC	DP
Pitcher	.889	31	3	5	1	9	0

### SINGLE-GAME HIGHS

INNINGS PITCHED.....4.0 IP, September 5, 2017 vs. St. Louis  
 LOW-HIT COMPLETE GAME.....None  
 STRIKEOUTS.....6, September 5, 2017 vs. St. Louis  
 MOST HITS ALLOWED.....5, June 16, 2017 at Milwaukee  
 MOST RUNS ALLOWED.....5, May 6, 2017 vs. Los Angeles (NL)  
 MOST WALKS ALLOWED.....3, four times, last: September 5, 2017 vs. St. Louis  
 MOST HOME RUNS ALLOWED.....2, twice, last: September 26, 2017 at Los Angeles (NL)  
 CAREER WINNING STREAK.....None  
 CAREER 10-STRIKEOUT GAMES.....None  
 CAREER HOME RUNS HIT.....None

### CAREER TRANSACTIONS

2011.....Signed by the Milwaukee Brewers as a non-drafted free agent, December 1.  
 2016.....Selected by the Minnesota Twins from the Milwaukee Brewers in the first round (first overall) in the Major League Phase of the 2016 Rule 5 Draft, December 8.  
 .....Acquired by the San Diego Padres from the Minnesota Twins in exchange for RHP Justin Haley, December 8.



## ALEX DICKERSON

INFIELDER/OUTFIELDER

BATS/THROWS: L/L

OPENING DAY AGE: 27

BORN: May 26, 1990 in Poway, CA

RESIDENCE: Poway, CA

ACQUIRED: From PIT in exchange for RHP Miles Mikolas and OF Jaff Decker: November 25, 2013

HEIGHT/WEIGHT: 6-3/225

SERVICE TIME: 1.146

## CAREER

**2017: Missed the entire season after undergoing surgery to remove bulging disc material from his lower back on 6/28.**

**2016: Split the season between El Paso (AAA) and SD, playing in 84 games total and making 67 starts, with 65 in left field and two as the designated hitter.**

- Started the season with El Paso and was recalled on 5/2 and optioned back to the Chihuahuas on 5/14...recalled again from El Paso on 6/28 and remained with the Major League club for the remainder of the season.
- Played in 62 total games for the Chihuahuas and hit .382 (83-for-217) with 16 doubles, three triples, 10 home runs, 51 RBI and 14 walks.
- Per STATS, became the first Padre to ever hit a pinch-hit grand slam for his first career home run on 5/10 at Chicago (NL) and just the sixth Padre to ever hit a grand slam for his first career home run.
- Became the only Padres rookie in team history to homer in four consecutive games from 7/24-27, just the 14th time in Padres history that a player has hit a home run in four-straight games.
- Had a career-high three hits in back-to-back games (7/24 at WSH and 7/25 at TOR).
- His home run on 7/25 at the Rogers Centre traveled to the fifth deck, 20 years ago to the day that bench coach Mark McGwire also hit a home run to the same level on 7/25/96.
- Hit .254 (49-for-193) with nine of his 10 home runs coming against right-handed pitching compared to a .267 (16-for-60) mark against lefties.
- At home in 2016 he hit .294 (32-for-109) in 40 games compared to a .229 (33-for-144) mark in 42 games on the road.
- As a pinch hitter he hit .313 (5-for-16) with two home runs and six RBI.
- Hit safely in 14 of his 15 games with a plate appearance from 7/24-8/13 and hit .364 (20-for-55) with six doubles, five home runs, 12 RBI, three walks and two stolen bases over that span.
- Over 22 games in July, hit .303 (20-for-66) with four doubles, five home runs, 13 RBI and 12 runs scored.

**2015: Spent the majority of the season with El Paso (AAA), earning 2015 Pacific Coast League Rookie of the Year honors while also making his MLB debut for San Diego.**

- Recalled for his first career Major League call-up on 8/6 when Will Venable was placed on the paternity leave list...made his MLB debut that day with a pinch-hit appearance at MIL.
- Collected his first career hit the next day on 8/7 with a pinch-hit single in the bottom of the 11th inning vs. PHI.
- Optioned back to El Paso the next day on 8/8 before being recalled for a second stint on 9/2, spending the remainder of the season with the Major League club.
- Over 125 games for El Paso, hit .307 (141-for-459) with 36 doubles, nine triples, 12 home runs, 71 RBI and 82 runs scored, leading the Chihuahuas in hits, doubles and triples in 2015.
- Named to the 2015 All-PCL team and earned PCL Rookie of the Year honors...award was the second Rookie of the Year award for his career, also winning the award from the Eastern League in 2013 as a member of the Altoona Curve (Pittsburgh)...was the second Padres minor leaguer to win the PCL award, joining Sean Burroughs who won the award in 2001.
- Owned the PCL's 10th-best batting average while ranking tied for second in triples (nine), third in runs (82) and fourth in extra-base hits (57).

**2014: Played in 41 games, including 34 with San Antonio (AA), missing a majority of the season with a left ankle injury.**

- Suffered a sprained ankle late in Spring...underwent surgery on his left heel to remove a bone cyst on 4/3.
- Began a rehab assignment with the AZL Padres (R) on 7/16, playing in four games before transferring his rehab to Eugene (A) on 7/20 for three games.
- Reinstated from the DL on 7/24, joining San Antonio where he hit .321 (44-for-137) over 34 games.

## QUICK HITS

- First MLB Hit:** August 7, 2015 vs. Philadelphia, pinch-hit single off Hector Neris
- Became the first Padre to hit a pinch-hit grand slam for his first career home run on May 10, 2016 at CHC (off Adam Warren)**
- Became the only Padres rookie in team history to homer in four consecutive games from July 24-27, 2016.**
- Named Pacific Coast League Rookie of the Year in 2015 with El Paso.**



# PLAYERS

**2013: Spent the entire season with Altoona (AA), earning Eastern League Rookie of the Year and Post-Season All-Star honors after hitting .288 (130-for-451) with a career-high 17 home runs and 68 RBI.**

- Named Eastern League Player of the Week twice (7/8-14 and 7/22-28).
- Named a MiLB.com Organization All-Star for Pittsburgh after the season.

**2012: In his first full professional season, spent the entire campaign with Bradenton (A), being named the Florida State League's Player of the Year after hitting .295 (144-for-488) with 13 home runs and 90 RBI.**

- Became the first player in Marauders history to be named the FSL Player of the Year.
- Was also named an Organization All-Star by MiLB.com for Pittsburgh and a FSL Post-Season All-Star.
- Led all FSL first basemen in double plays (107)...finished second in the FSL in RBI and third in hits and total bases (220).

**2011: Made his professional debut with State College (A), playing in 41 games for the Spikes after signing with PIT as a third-round selection in the First-Year Player Draft.**

- Finished second among all Short-Season players with 16 doubles for State College.

## PERSONAL

Alexander (Alex) Ross Dickerson...is the son of Ross and Carol...has one sister, Kelsie, who played soccer at UC Berkeley from 2013-15...graduated from Poway High School in nearby Poway, Calif., where he was named All-San Diego Division I Player of the Year by the San Diego Baseball Advisory Committee and All-San Diego by the Union-Tribune...also named All-District 8 by American Baseball Coaches Association at Poway High...also picked up First Team All-Palomar League honors...attended Indiana University, where he hit .367 (79-for-215) with 10 doubles, nine home runs, 49 RBI, 33 runs scored and a .540 slugging percentage in 54 games as a senior...named the First-Team All-Big Ten Designated Hitter in 2011...was the 2010 Big Ten Triple Crown winner (.419 average, 24 home runs, 75 RBI) and First-Team All-American...ranked tied for first in school history in career home runs (47)...was a unanimous 2010 selection as Big Ten Player-of-the-Year...became the first player in conference history to pick up Freshman-of-the-Year and Player-of-the-Year honors in consecutive years...has a dog named Lucy...favorite all-time movie is *Forrest Gump*...signed by Pirates' scout Jerry Jordan.

## ALEX DICKERSON'S CAREER BATTING RECORD

YR	CLUB	AVG	G	AB	R	H	2B	3B	HR	RBI	SH	SF	HP	BB	SO	SB	CS	OBP	SLG	E
2011	State College (A)	.313	41	150	25	47	16	1	3	19	0	2	5	16	28	0	0	.393	.493	6
2012	Bradenton (A)	.295	129	488	65	144	31	3	13	90	2	5	7	39	93	12	7	.353	.451	17
2013	Altoona (AA)	.288	126	451	61	130	36	3	17	68	2	3	8	27	89	10	7	.337	.494	1
2014	AZL Padres (R)@	.286	4	14	3	4	1	2	0	0	0	0	0	0	3	0	0	.286	.643	0
	Eugene (A)	.300	3	10	3	3	1	0	0	2	0	0	0	3	2	0	0	.462	.400	0
	San Antonio (AA)	.321	34	137	20	44	11	2	3	24	0	0	1	9	28	0	1	.367	.496	1
2015	El Paso (AAA)	.307	125	459	82	141	36	9	12	71	0	7	8	45	96	4	0	.374	.503	5
	<b>SAN DIEGO</b>	<b>.250</b>	<b>11</b>	<b>8</b>	<b>0</b>	<b>2</b>	<b>0</b>	<b>0</b>	<b>0</b>	<b>0</b>	<b>0</b>	<b>0</b>	<b>0</b>	<b>0</b>	<b>3</b>	<b>0</b>	<b>0</b>	<b>.250</b>	<b>.250</b>	<b>0</b>
2016	El Paso (AAA)	.382	62	217	50	83	16	3	10	51	0	4	5	14	27	0	0	.425	.622	1
	<b>SAN DIEGO</b>	<b>.257</b>	<b>84</b>	<b>253</b>	<b>39</b>	<b>65</b>	<b>16</b>	<b>2</b>	<b>10</b>	<b>37</b>	<b>0</b>	<b>2</b>	<b>4</b>	<b>26</b>	<b>44</b>	<b>5</b>	<b>1</b>	<b>.333</b>	<b>.455</b>	<b>3</b>
2017	<b>SAN DIEGO</b>																			
Did Not Play																				
<b>Major League Totals</b>		<b>.257</b>	<b>95</b>	<b>261</b>	<b>39</b>	<b>67</b>	<b>16</b>	<b>2</b>	<b>10</b>	<b>37</b>	<b>0</b>	<b>2</b>	<b>4</b>	<b>26</b>	<b>47</b>	<b>5</b>	<b>1</b>	<b>.331</b>	<b>.448</b>	<b>3</b>
<b>Minor League Totals</b>		<b>.309</b>	<b>524</b>	<b>1926</b>	<b>309</b>	<b>596</b>	<b>148</b>	<b>23</b>	<b>58</b>	<b>325</b>	<b>4</b>	<b>21</b>	<b>34</b>	<b>153</b>	<b>366</b>	<b>26</b>	<b>15</b>	<b>.367</b>	<b>.501</b>	<b>31</b>

\*Led league +Tied for league lead @Rehab assignment

## CAREER FIELDING

POSITION	PCT.	G	PO	A	E	TC	DP
Left Field	.972	69	105	0	3	108	0

## SINGLE-GAME HIGHS

HITTING STREAK.....Two games, August 7-September 9, 2015  
 HITS.....Six games, twice, last August 17 - 23, 2016  
 DOUBLES.....2, September 20, 2016 vs. Arizona  
 RBI.....4, twice, last August 18, 2016 vs. Arizona  
 RUNS SCORED.....4, September 8, 2016 vs. Colorado  
 WALKS.....2, September 28, 2016 vs. Los Angeles (NL)  
 STRIKEOUTS.....4, August 19, 2016 vs. Arizona  
 CAREER WALK-OFF HITS.....None

## HOME RUNS

CAREER MULTI-HOME RUN GAMES.....None  
 CAREER GRAND SLAMS (1).....May 10, 2016 at Chicago (NL) (Adam Warren)  
 CAREER PINCH-HIT (2).....last: September 22, 2016 vs. San Francisco (Derek Law)  
 CAREER WALK-OFF.....None  
 CAREER LEAD-OFF.....None

## CAREER TRANSACTIONS

2008.....Selected by the Washington Nationals in the 48th round of the First-Year Player Draft (did not sign).  
 2011.....Signed by the Pittsburgh Pirates as a third-round selection in the First-Year Player Draft.  
 2013.....Acquired by San Diego in exchange for RHP Miles Mikolas and OF Jaff Decker, November 25.



@AJEllis17

8

ELLIS



## A.J. ELLIS

CATCHER

**BATS/THROWS:** R/R  
**OPENING DAY AGE:** 36

**BORN:** April 9, 1989 in Cape Girardeau, MO  
**RESIDENCE:** Muskego, WI

**ACQUIRED:** Signed by San Diego to a minor league contract: February 14, 2018

**HEIGHT/WEIGHT:** 6-2/230  
**SERVICE TIME:** 7.151

### NON-ROSTER INVITEE

#### CAREER

**2017: Appeared in 51 games with MIA, batting .210 (30-for-143) with five doubles, six home runs and 14 RBI.**

- Did not commit an error in 39 appearances at catcher (293 total chances).
- In the Marlins' 6-5 victory over ARI on 6/4, he fouled off eight two-strike pitches before delivering a two-out seventh-inning RBI single that proved to be the game-winner...according to ELIAS, he was just third player since 1900 to drive in a game-winning run at end of at-bat lasting 14-plus pitches, joining MIA's Jose Lopez vs. OAK in 2009 (ninth inning), and CWS's Kevin Youkilis vs. KC in 2012 (14th inning).
- Hit a two-run home run as pinch hitter in 11th inning on 7/9 at SF, marking his first career pinch-hit home run.
- Recorded a season-high three RBI on 9/27 at COL...was 3-for-11 (.273) overall as a pinch hitter, with a home run and three RBI.
- Miami went 17-19 in his starts in 2017.

**2016: Combined to hit .216 (37-for-171) with eight doubles, two home runs and 22 RBI in 64 games between LAD and PHI.**

- Appeared in 53 games with LAD, batting .194 (27-for-139) before being traded to PHI along with RHP Tommy Bergans and player to be named later on 8/25 for C Carlos Ruiz and cash considerations.
- With PHI, appeared in 11 games and hit .313 (10-for-32) with three doubles, one home run and nine RBI.
- Made his fifth consecutive Opening Day start on 4/4 at SD, going 1-for-4 with a season-high three RBI...also made three-RBI efforts on 9/2 vs. ATL and 9/17 vs. MIA.
- Recorded season-high two hits on 4/23 at COL, going 2-for-4 with two runs scored, one home run and two RBI.
- Ended the season hitting in each of last four games, boasting a .600 (6-for-10) average.
- Among NL catchers with at least 50 games started, he ranked fourth in catchers ERA (3.38), behind David Ross (2.39), Rene Rivera (2.75) and Miguel Montero (3.16).

**2015: Spent the entire season with LAD and produced a .238/.355/.403 slash line with nine doubles, seven home runs and 21 RBI in 63 games.**

- Marked his fourth-consecutive Opening Day start at catcher for LAD.
- From 7/1 to the season's conclusion, posted a .279/.394/.523 slash line, going 31-for-111 with six doubles, seven homers and 18 RBI in 37 games.
- Missed time from 7/20-8/4 with right knee inflammation.
- Received the bulk of starts against left-handed pitchers, producing a .260/.394/.519 slash line off lefties.
- Made 55 starts, catching Clayton Kershaw (21), Brett Anderson (11), Zack Greinke (six), Alex Wood (six), Brandon McCarthy (three), Mike Bolsinger (three), Mat Latos (three), Joe Wieland (one) and Carlos Frias (one).
- Ranked seventh in the majors (minimum 50 games played) with a 3.37 catchers ERA.
- Appeared in three games (two starts) in the NLDS vs. NYM, going 2-for-8 at the plate.

**2014: Split the season between LAD and Albuquerque (AAA)...played 93 games at the ML level and just two games with the LAD affiliate.**

- Made his third consecutive Opening Day start for LAD in Australia and appeared in 93 games in his seventh ML season.
- Landed on the disabled list twice, 4/6-5/14 (left knee surgery) and 5/25-6/13 (right ankle sprain).
- Was behind the plate for his first no-hitter on 6/18 vs. COL, when Clayton Kershaw struck out 15.
- Ranked fourth in the NL with a 3.23 catchers' ERA.
- Started and hit safely in all four of the LAD's NLDS games vs. STL, going 7-for-13 (.538) with a double, a homer and two RBI...went 4-for-5 with three runs scored, a homer and two RBI in Game 1, tying a franchise single-game postseason record with four hits.
- Played for Zulia in the Venezuelan Winter League and hit .250 with 12 doubles, one triple, one homer and 18 RBI in 51 games played.

**2013: Split the season between LAD and Rancho Cucamonga (A), making his first ML postseason appearance with LAD.**

- Reached double-digit home runs for a second consecutive season, clubbing 10 homers and posting a .238 batting average with 52 RBI in his sixth season with LAD.
- Threw out 24 (third in MLB) of 59 potential base stealers during the regular season, good for a 44.4 caught stealing percentage (also third in MLB).

#### QUICK HITS

- **MLB Debut:** September 15, 2008 vs. Pittsburgh
- **First MLB Hit:** October 4, 2009 vs. Colorado, single off Jason Marquis.
- **First MLB HR:** August 24, 2011 at St. Louis, solo off Jaime Garcia



## 2013 continued...

- Among qualifying ML catchers, his 3.05 catcher ERA ranked second...made 109 starts behind the plate, the sixth-most starts among ML catchers.
- Among players with a minimum of 350 at-bats, ranked second in the ML by seeing an average of 4.35 pitches per plate appearance.
- Had a career-long nine-game hitting streak from 6/2-7/10, batting .385 (15-for-39) during the streak.
- Recorded his first career four-hit performance and also collected a career-high five RBI in a 14-5 win at TOR on 7/22.
- Started behind the plate for all 10 postseason games in the NLDS and NLCS, posting a .323 (10-for-31) batting average with a homer, triple, four doubles and three RBI in his first postseason action.
- His .323 batting average and .613 SLG in the postseason was the highest for a catcher in franchise history.

## 2012: In his first full season as a starter, spent the entire year with LAD, ranking 11th in the NL in on-base percentage and tied for 13th with 65 walks.

- Led the NL and tied for the ML lead with Adam Dunn by averaging 4.43 pitches per plate appearance.
- Led the team with three walk-off RBI, including a bases-loaded walk (5/18 vs. STL), an RBI single (9/3 vs. SD) and the first walk-off homer of his career, a three-run shot (5/26 vs. HOU).
- Hit the first grand slam of his career in the eighth inning off COL reliever Will Harris on 8/29 at COL.
- Posted a 3.30 catcher's ERA, which was the third best mark in the majors.
- Made his second career Opening Day roster (also 2011) and his first Opening Day start behind the plate on 4/5 at SD.
- Voted by his teammates and coaches as the winner of the seventh annual Roy Campanella Award, which is given to the Dodger player who best exemplifies the spirit and leadership of the Hall of Fame catcher...was the second catcher to win the award as the "most inspirational Dodger," joining Russell Martin (2007).

## 2011: Played 31 games with LAD and 59 with Albuquerque (AAA), making his first-career Opening Day roster.

- In his 31 games at the big league level, hit .271 (23-for-85) with two homers, a double, a triple and 11 RBI.
- Slugged his first ML home run on 8/24 at Busch Stadium off the STL's Jaime Garcia...homered again in ATL off Mike Minor on 9/3.
- Hit his first-career triple at ARI in the second-to-last game of the season on 9/27.
- Hit .304 (56-for-184) with two homers, 28 RBI and a team-best .467 OBP over 59 games for Albuquerque.

## 2010: In three stints with LAD, hit .278 (30-for-108) with five doubles, 16 RBI, 14 walks and a .363 on-base percentage...caught 43 games (34 starts).

- For LAD, batted .364 (12-for-33) with runners in scoring position and hit .286 (14-for-49) with runners on base.
- In 18 games with Albuquerque (AAA), hit .262 with five doubles, a triple, seven RBI and 13 walks.

## 2009: Appeared in eight games (two starts) in three stints for LAD and appeared in 90 games for Albuquerque (AAA).

- On 10/4 vs. COL stroked an RBI single for his first career hit and RBI off Jason Marquis in the season finale.
- Led all full-season Dodger minor leaguers with a .438 on-base percentage with Albuquerque...walked more times (64) than he struck out (44).

## 2008: Made his MLB debut on 9/15 at PIT, appearing in four games with LAD...split the season between LAD and Las Vegas (AAA).

- Named a Mid-Season Pacific Coast League All-Star in his Triple-A debut, posting an organization-best .436 on-base percentage with Las Vegas (AAA)...batted .321 with 17 doubles, four homers and 59 RBI in 84 games...
- Had his contract purchased by LAD on 9/3 and appeared in four games with LAD, appearing as a defensive replacement on three occasions...made his debut 9/15 at PIT...made his first start on 9/28 at SF.

## 2007: Batted .269 with eight homers and 57 RBI in 109 games in his second full season with Jacksonville (AA).

- Twice earned Southern League Player of the Week honors: 6/11-17 and 8/27-9/3.

## 2006: In his first full season with Jacksonville (AA), hit .250 with 21 RBI and a .383 on-base percentage in 81 games...played for Mesa of the Arizona Fall League, batting .346 (18-for-52) with two homers and nine RBI in 17 games.

- Twice earned Southern League Player of the Week honors: 6/11-17 and 8/27-9/3.

## 2005: Hit .256 with three homers and 22 RBI in 57 games with Vero Beach (A) and walked nearly as many times (22) as he struck out (26).

## 2004: Played in 40 games for Vero Beach (A), hitting .219 with two homers and 22 RBI.

## 2003: Made his professional debut, appearing in three games for South Georgia (A) before being placed on disabled list with fractured left hand.

### PERSONAL

Andrew James Ellis...he and his wife, Cindy, have two daughters, Ainsley (5/8/08) and Audrey (10/12/12), and a son, Luke (5/29/10)...participated in a community event and filmed a public service announcement as a part of the Los Angeles Dodgers Foundation's partnership with Vision to Learn, a non-profit organization which provides free eye exams and free eyeglasses to elementary school students in low-income communities throughout the Greater Los Angeles area...represented the Dodgers in Sydney, Australia on a media tour to help promote the 2014 Opening Series...has penned guest columns for *Los Angeles Times*, ESPN.com and *The Players Tribune*...his brother Josh was a pitcher in the Diamondbacks' system...selected by the Dodgers in the 18th round of the 2003 First-Year Player Draft out of Austin Peay State University and signed by Dodger scout Marty Lamb.

**A.J. ELLIS' CAREER BATTING RECORD**

YR	CLUB	AVG	G	AB	R	H	2B	3B	HR	RBI	SH	SF	HP	BB	SO	SB	CS	OBP	SLG	E
2003	South Georgia (A)	.000	3	6	0	0	0	0	0	0	0	0	1	0	0	0	1	.143	.000	1
2004	Vero Beach (A)	.219	40	114	15	25	4	0	2	22	1	1	1	24	20	1	0	.357	.307	2
2005	Vero Beach (A)	.256	57	176	27	45	8	0	3	22	1	1	6	22	26	1	3	.356	.352	5
2006	Jacksonville (AA)	.250	81	252	34	63	9	1	0	21	3	3	3	53	53	2	0	.383	.294	5
2007	Jacksonville (AA)	.269	109	357	59	96	22	2	8	57	1	4	8	60	61	1	4	.382	.409	6
2008	Las Vegas (AAA)	.321	84	274	44	88	17	4	4	59	2	3	8	50	44	0	2	.436	.456	3
	<b>LOS ANGELES-NL.000</b>	<b>4</b>	<b>3</b>	<b>1</b>	<b>0</b>	<b>0</b>	<b>0</b>	<b>0</b>	<b>0</b>	<b>0</b>	<b>0</b>	<b>0</b>	<b>0</b>	<b>0</b>	<b>2</b>	<b>0</b>	<b>0</b>	<b>.000</b>	<b>.000</b>	<b>0</b>
2009	Albuquerque (AAA)	.314	90	283	48	89	13	2	0	39	4	6	3	64	44	2	2	.438	.375	6
	<b>LOS ANGELES-NL.100</b>	<b>8</b>	<b>10</b>	<b>0</b>	<b>1</b>	<b>0</b>	<b>0</b>	<b>0</b>	<b>1</b>	<b>0</b>	<b>0</b>	<b>0</b>	<b>0</b>	<b>0</b>	<b>1</b>	<b>0</b>	<b>0</b>	<b>.100</b>	<b>.100</b>	<b>0</b>
2010	Albuquerque (AAA)	.262	18	61	11	16	5	1	0	7	1	0	1	13	12	1	0	.400	.377	1
	<b>LOS ANGELES-NL.278</b>	<b>44</b>	<b>108</b>	<b>6</b>	<b>30</b>	<b>5</b>	<b>0</b>	<b>0</b>	<b>16</b>	<b>4</b>	<b>1</b>	<b>1</b>	<b>14</b>	<b>18</b>	<b>0</b>	<b>0</b>	<b>.363</b>	<b>.324</b>	<b>1</b>	
2011	Albuquerque (AAA)	.304	59	184	36	56	15	0	2	28	6	1	7	50	23	0	1	.467	.418	0
	<b>LOS ANGELES-NL.271</b>	<b>31</b>	<b>85</b>	<b>8</b>	<b>23</b>	<b>1</b>	<b>1</b>	<b>2</b>	<b>11</b>	<b>1</b>	<b>0</b>	<b>3</b>	<b>14</b>	<b>16</b>	<b>0</b>	<b>1</b>	<b>.392</b>	<b>.376</b>	<b>3</b>	
2012	<b>LOS ANGELES-NL.270</b>	<b>133</b>	<b>423</b>	<b>44</b>	<b>114</b>	<b>20</b>	<b>1</b>	<b>13</b>	<b>52</b>	<b>6</b>	<b>4</b>	<b>7</b>	<b>65</b>	<b>107</b>	<b>0</b>	<b>0</b>	<b>.373</b>	<b>.414</b>	<b>6</b>	
2013	Rancho Cucu. (A)	.000	2	7	0	0	0	0	0	0	0	0	0	0	3	0	0	.000	.000	0
	<b>LOS ANGELES-NL.238</b>	<b>115</b>	<b>390</b>	<b>43</b>	<b>93</b>	<b>17</b>	<b>1</b>	<b>10</b>	<b>52</b>	<b>4</b>	<b>6</b>	<b>3</b>	<b>45</b>	<b>78</b>	<b>0</b>	<b>2</b>	<b>.318</b>	<b>.364</b>	<b>3</b>	
2014	Albuquerque (AAA)	.400	2	5	1	2	0	0	1	2	0	0	0	1	1	0	1	.500	1.000	0
	<b>LOS ANGELES-NL.191</b>	<b>93</b>	<b>283</b>	<b>21</b>	<b>54</b>	<b>9</b>	<b>0</b>	<b>3</b>	<b>25</b>	<b>3</b>	<b>4</b>	<b>4</b>	<b>53</b>	<b>57</b>	<b>0</b>	<b>0</b>	<b>.323</b>	<b>.254</b>	<b>4</b>	
2015	<b>LOS ANGELES-NL.238</b>	<b>63</b>	<b>181</b>	<b>24</b>	<b>43</b>	<b>9</b>	<b>0</b>	<b>7</b>	<b>21</b>	<b>3</b>	<b>0</b>	<b>1</b>	<b>32</b>	<b>38</b>	<b>0</b>	<b>0</b>	<b>.355</b>	<b>.403</b>	<b>0</b>	
2016	<b>LOS ANGELES-NL.194</b>	<b>53</b>	<b>139</b>	<b>8</b>	<b>27</b>	<b>5</b>	<b>0</b>	<b>1</b>	<b>13</b>	<b>3</b>	<b>1</b>	<b>2</b>	<b>16</b>	<b>24</b>	<b>1</b>	<b>1</b>	<b>.285</b>	<b>.252</b>	<b>1</b>	
	PHILADELPHIA	.313	11	32	3	10	3	0	1	9	0	0	0	3	7	1	0	.371	.500	0
2017	MIAMI	.210	51	143	17	30	5	0	6	14	2	0	6	0	0	12	0	.298	.371	0
	<b>Major League Totals</b>	<b>.237</b>	<b>606</b>	<b>1797</b>	<b>175</b>	<b>425</b>	<b>74</b>	<b>3</b>	<b>43</b>	<b>214</b>	<b>26</b>	<b>16</b>	<b>27</b>	<b>254</b>	<b>377</b>	<b>2</b>	<b>4</b>	<b>.337</b>	<b>.353</b>	<b>15</b>
	<b>Minor League Totals</b>	<b>.279</b>	<b>545</b>	<b>1719</b>	<b>275</b>	<b>480</b>	<b>93</b>	<b>10</b>	<b>20</b>	<b>257</b>	<b>19</b>	<b>19</b>	<b>38</b>	<b>337</b>	<b>287</b>	<b>8</b>	<b>14</b>	<b>.405</b>	<b>.380</b>	<b>32</b>

\*Led league +Tied for league lead @Rehab assignment

**CAREER BATTING RECORD**

YR	CLUB	AVG	G	AB	R	H	2B	3B	HR	RBI	SH	SF	HP	BB	SO	SB	CS	OBP	SLG
	<b>Major League Totals</b>	<b>.237</b>	<b>606</b>	<b>1797</b>	<b>175</b>	<b>425</b>	<b>74</b>	<b>3</b>	<b>43</b>	<b>214</b>	<b>26</b>	<b>16</b>	<b>27</b>	<b>254</b>	<b>377</b>	<b>2</b>	<b>4</b>	<b>.337</b>	<b>.353</b>

**DIVISION SERIES**

YR	CLUB	AVG	G	AB	R	H	2B	3B	HR	RBI	SH	SF	HP	BB	SO	SB	CS	OBP	SLG
2013	LAD vs. ATL	.333	4	12	2	4	2	0	0	1	1	0	1	2	4	0	0	.467	.500
2014	LAD vs. STL	.538	4	13	4	7	1	0	1	2	0	0	0	4	1	0	0	.647	.846
2015	LAD vs. NYM	.250	3	8	0	2	0	0	0	0	0	0	0	2	0	0	.250	.250	

**CHAMPIONSHIP SERIES**

YR	CLUB	AVG	G	AB	R	H	2B	3B	HR	RBI	SH	SF	HP	BB	SO	SB	CS	OBP	SLG
2013	LAD vs. STL	.316	6	19	1	6	2	1	1	2	0	0	0	1	2	0	0	.350	.684

**CAREER FIELDING**

POSITION	PCT.	G	PO	A	E	TC	DP
Catcher	.997	576	4301	371	15	4687	38

**SINGLE-GAME HIGHS**

HITTING STREAK.....	9 games, June 29-July 10, 2013
HITS.....	4, July 22, 2013 at Toronto
DOUBLES.....	2, four times, last: July 16, 2017 vs. Los Angeles (NL)
HOME RUNS.....	2, twice, last: September 19, 2014 at Chicago (NL)
RBI.....	5, July 22, 2013 at Toronto
RUNS SCORED.....	3, twice, last: September 19, 2014 at Chicago (NL)
WALKS.....	4, three times, last: August 18, 2015 at Oakland
STOLEN BASES.....	1, twice, last: September 24, 2016 at New York (NL)
STRIKEOUTS.....	4, twice, last: July 17, 2016 at Arizona
CAREER WALK-OFF HITS.....	6, last: June 29, 2013 vs. Philadelphia (single off Justin De Fratus)

**HOME RUNS**

CAREER MULTI-HOME RUN GAMES (2).....	last: September 19, 2014 at Chicago (NL) (both off Eric Jokisch)
CAREER GRAND SLAMS (1).....	August 29, 2012 at Colorado (off Will Harris)
CAREER PINCH-HIT (1).....	July 9, 2017 at San Francisco (George Kontos)
CAREER WALK-OFFS (1).....	May 26, 2012 vs. Houston (Wilton Lopez)
CAREER LEAD-OFF.....	None

**CAREER TRANSACTIONS**

2003.....	Signed by Los Angeles Dodgers as an 18th-round selection in the First-Year Player Draft.
2016.....	Acquired by the Philadelphia Phillies along with RHP Tommy Bergians and OF Joey Cureletta in exchange for C Carlos Ruiz, September 15.
.....	Signed by the Miami Marlins as a Major League free agent, December 12.
2018.....	Signed by the San Diego Padres as a minor league free agent, February 14.



@RobbieErlin27

# 41



## ROBBIE ERLIN

LEFT-HANDED PITCHER

BATS/THROWS: R/L

OPENING DAY AGE: 27

BORN: October 8, 1990 in Oakland, CA

RESIDENCE: Santa Cruz, CA

ACQUIRED: From TEX along with RHP Joe Wieland in exchange for RHP Mike Adams: July 31, 2011

HEIGHT/WEIGHT: 5-11/202

SERVICE TIME: 3.078

### CAREER

**2017:** Missed the entire season recovering from Tommy John surgery on his left elbow.

**2016:** Began the year with El Paso (AAA) but did not pitch in a game for the Chihuahuas, being called up by SD on 4/8 and making three starts before undergoing season-ending Tommy John surgery on his left elbow on 5/17.

- Optioned to El Paso on 4/3 as the Padres set their Opening Day roster and was called up on 4/8 after RHP Tyson Ross landed on the 15-day DL following his Opening Day start.
- Made his first start on 4/8 at COL, working 3.2 scoreless IP that day.
- Worked 6.0 IP of one-run ball in his next start on 4/12 at PHI, striking out seven in SD's 3-0 loss.
- Allowed six runs over 6.0 IP on 4/17 vs. ARI in his third and final start.
- Landed on the 15-day DL on 4/21 with a left elbow strain, missing the remainder of the season.
- Transferred to the 60-day DL on 5/11...underwent season-ending Tommy John surgery on his left elbow on 5/17

**2015:** Spent the majority of the year with El Paso (AAA) where he made 24 starts for the Chihuahuas, going 7-6 with a 5.60 ERA (78 ER, 125.1 IP) before making three starts for SD.

- Started Game Three in the best-of-five Pacific Coast League Pacific Conference Championship series for the Chihuahuas against Fresno and extended the series as he earned the win after allowing four runs (three ER) on eight hits with three strikeouts against one walk over 6.0 IP...it was the first playoff win in El Paso franchise history.
- Made three ML appearances (all starts) after being recalled from El Paso on 9/14...made his first start on 9/19 at COL and took the loss after he allowed seven runs on nine hits over 3.0 IP...allowed a combined two runs over his final two starts, going 1-1 with a 1.29 ERA (2 ER, 14.0 IP) and eight SO to one BB.
- Took a no-hit bid into the sixth inning of his start on 9/26 vs. ARI before allowing a triple to Ender Inciarte with two outs.
- Became the first left-handed pitcher to start a game for SD in 2015 with his start on 9/19 and the first Padre to do so since his last start for the Padres on the final game of the 2014 season (9/28/14 at SF)...the Padres used a right-handed starter in each of the first 148 games of the season before his start on 9/19.

**2014:** Made his first career Opening Day roster, seeing action in 13 games (11 starts) for SD...missed a majority of the season with left elbow soreness.

- Over his 11 starts for SD, went 4-5 with a 4.76 ERA (31 ER, 58.2 IP) and 45 SO against 15 BB.
- In his two relief outings, allowed three runs in 2.2 IP (10.13 ERA).
- Landed on the 15-day DL on 5/22 (retro 5/18) with left elbow soreness...transferred to the 60-day DL on 6/26.
- Made four rehab starts between the AZL Padres (R) and San Antonio (AA) from 7/27-8/17, posting a 2.92 ERA (4 ER, 12.1 IP) and 15-to-4 SO/BB ratio.
- Reinstated from the DL on 8/18 and optioned to El Paso (AAA) where he went 0-1 with a 9.28 ERA (11 ER, 10.2 IP) in two starts before being recalled on 9/1.

**2013:** Made his MLB debut for SD, splitting the season between SD and Tucson (AAA) for 31 combined appearances (29 starts).

- Was 3-3 with a 4.12 ERA (25 ER, 54.2 IP) with 40 SO in 11 games (nine starts) during four stints with the Padres in his first taste of the big leagues.
- Finished the season with SD by going 2-1 with a 1.97 ERA (7 ER, 32.0 IP) with 24 SO over his final five starts...began his ML career posting a 1-2 record with a 7.15 ERA (18 ER, 22.2 IP) with 16 SO in six games (four starts).
- As a starter at the big league level, posted a 3.93 ERA (23 ER, 52.2 IP) with 39 SO in nine starts.
- Called up to the majors for the first time from Tucson on 4/24...made his MLB debut on 4/30 at CHC, allowing two runs in one inning of relief.
- Recorded his first ML win in his first career start on 6/1 vs. TOR, limiting TOR to two ER in 6.1 IP with seven SO.
- Posted a 2.18 ERA (8 ER, 33.0 IP) with 30 SO in five starts at Petco Park...was 1-3 with a 7.06 ERA (17 ER, 21.2 IP) with 10 SO on the road.
- Posted a 1.73 ERA (5 ER, 26.0 IP) with 21 SO in four starts against the NL West.
- Picked up his first ML hit on 9/3 vs. SF off of Madison Bumgarner.
- Allowed three ER or less in eight of his nine starts and two earned runs or less in seven of nine.

**2012:** Spent the majority of the season with San Antonio (AA), going 3-1 with a 2.92 ERA (17 ER, 52.1 IP) in just 11 starts for the Missions, missing time due to a stint on the disabled list.

- Began the season with San Antonio and averaged 12.4 SO/9 IP while also posting a 5.14 K/BB ratio in his 11 starts for the Missions...
- Landed on the DL on 5/15 with left elbow tendinitis...made three starts for the AZL Padres (R) on a rehab assignment...reinstated from the DL on 8/18.

### QUICK HITS

- Tossed four complete game shutouts his senior season at Scotts Valley (CA) High School, including a 15-strikeout no-hitter.
- MLB Debut: April 30, 2013 at Chicago (NL)
- First MLB Win: June 1, 2013 vs. Toronto



**2011: Acquired at the trade deadline from TEX along with RHP Joe Wieland in exchange for RHP Mike Adams... pitched for Myrtle Beach (A), Frisco (AA) and San Antonio (AA).**

- Entered the season as TEX's No. 4 prospect according to *Baseball America*.
- Posted a 1.38 ERA (4 ER, 26.0 IP) in six starts after joining San Antonio... allowed no runs in three of his starts for the Missions...struck out 31 while walking just four, averaging 10.7 SO/9 IP.

**2010: Spent the entire season with Hickory (A) and was named to the South Atlantic League All-Star game.**

- His 0.92 WHIP led all full-season minor league pitchers while his 2.12 ERA ranked third.
- Opened the season as a reliever, allowing just one earned run over his first eight appearances (20.1 IP)...joined the starting rotation 5/18, retiring all 15 batters he faced in his first start.

**2009: Made his professional debut with the AZL Rangers (R), working 4.0 IP over three relief outings.**

- Ranked as the 155th-best prospect prior to the 2009 First-Year Player Draft by *Baseball America*.

## PERSONAL

Robert (Robbie) Joseph Erlin...is the son of Rick and Sue...has two brothers, Matt, who served in the United States Marine Corps, and Tom, who played baseball at Cal Poly, San Luis Obispo from 2009-11...his grandfather, Dick, also served in the USMC and his other grandfather, Steve, served in the Army...graduate of Scotts Valley (CA) High School, where he went 9-1 with a 0.63 ERA his senior season and was named Sentinel All-County Player of the Year...originally committed to play at Cal Poly, San Luis Obispo...enjoys golfing and his favorite TV show is *It's Always Sunny in Philadelphia*...is a fan of Leonardo DiCaprio movies...roots for the Golden State Warriors and the Oakland Raiders...originally signed by Texas Rangers' scout Butch Metzger.

## ROBBIE ERLIN'S CAREER PITCHING RECORD

YR	CLUB	W-L	ERA	G	GS	CG	SHO	SV	IP	H	R	ER	HR	HB	BB	SO	WP	BK	AVG
2009	AZL Rangers (R)	0-0	2.25	3	0	0	0	0	4.0	5	1	1	0	0	1	9	0	0	.294
2010	Hickory (A)	6-3	2.12	28	17	0	0	1	114.2	89	37	27	9	4	17	125	4	0	.213
2011	Myrtle Beach (A)	3-2	2.14	9	9	0	0	0	54.2	25	15	13	7	3	5	62	1	0	.132
	Frisco (AA)	5-2	4.32	11	10	0	0	0	66.2	73	34	32	9	2	7	61	1	2	.282
2012	San Antonio (AA)	1-0	1.38	6	6	0	0	0	26.0	26	4	4	2	0	4	31	0	0	.265
	San Antonio (AA)	3-1	2.92	11	11	0	0	0	52.1	53	21	17	6	3	14	72	1	0	.255
2013	AZL Padres (R)@	0-2	2.16	3	3	0	0	0	8.1	7	7	2	0	0	2	8	1	0	.206
	Tucson (AAA)	8-3	5.07	20	20	0	0	0	99.1	125	65	56	11	1	34	84	4	1	.307
2014	SAN DIEGO	3-3	4.12	11	9	0	0	0	54.2	53	26	25	6	0	15	40	3	0	.255
	SAN DIEGO	4-5	4.99	13	11	0	0	0	61.1	71	34	34	6	1	15	46	4	0	.293
2015	AZL Padres (R)@	0-0	0.00	1	1	0	0	0	2.0	1	0	0	0	0	0	5	1	0	.111
	San Antonio (AA)@	0-0	3.48	3	3	0	0	0	10.1	12	4	4	1	0	4	10	0	0	.293
	El Paso (AAA)	0-1	9.28	2	2	0	0	0	10.2	21	12	11	2	0	2	8	1	0	.438
2016	El Paso (AAA)	7-6	5.60	24	24	1	1	0	125.1	151	90	78	22	6	37	105	5	0	.297
	SAN DIEGO	1-2	4.76	3	3	0	0	0	17.0	16	9	9	1	1	2	10	1	0	.258
2017	SAN DIEGO	1-2	4.02	3	2	0	0	0	15.2	12	7	7	3	0	3	13	2	0	.218
2017 SAN DIEGO Did Not Play																			
Major League Totals		9-12	4.54	30	25	0	0	0	148.2	152	76	75	16	2	35	109	10	0	.268
Minor League Totals		33-20	3.84	121	106	1	1	1	574.1	588	290	245	69	19	127	580	19	3	.263

\*Led league +Tied for league lead @Rehab assignment

## 2017 AND CAREER BATTING RECORD

YR	CLUB	AVG	G	AB	R	H	2B	3B	HR	RBI	SH	SF	HP	BB	SO	SB	CS	OBP	SLG
2017	SAN DIEGO	Did Not Play																	
Major League Totals		.067	40	45	0	3	0	0	0	2	3	0	0	2	15	0	0	.206	.067

## CAREER FIELDING

POSITION	PCT.	G	PO	A	E	TC	DP
Pitcher	.944	30	4	13	1	18	0

## SINGLE-GAME HIGHS

INNINGS PITCHED.....7.2 IP, September 20, 2013 vs. Los Angeles (NL)  
 LOW-HIT COMPLETE GAME.....None  
 STRIKEOUTS.....7, six times, last April 12, 2016 at Philadelphia  
 MOST HITS ALLOWED.....13, April 25, 2014 at Washington  
 MOST RUNS ALLOWED.....9, July 7, 2013 at Washington  
 MOST WALKS ALLOWED.....4, twice, last May 6, 2014 vs. Kansas City  
 MOST HOME RUNS ALLOWED.....3, April 17, 2016 vs. Arizona  
 CAREER WINNING STREAK.....Three games, May 11 - September 18, 2014  
 CAREER 10-STRIKEOUT GAMES.....None  
 CAREER HOME RUNS HIT.....None

## CAREER TRANSACTIONS

2009.....Signed by the Texas Rangers as a third-round selection in the First-Year Player Draft.  
 2011.....Acquired by the San Diego Padres along with RHP Joe Wieland from the Texas Rangers in exchange for RHP Mike Adams, July 31.



@freddygalvis10

## FREDDY GALVIS

# 13

INFIELDER



**BATS/THROWS:** S/R

**OPENING DAY AGE:** 28

**BORN:** November 14, 1989 in Punto Fijo, Venezuela

**RESIDENCE:** Punto Fijo, Venezuela

**ACQUIRED:** From PHI in exchange for RHP Enyel De Los Santos: December 15, 2017

**HEIGHT/WEIGHT:** 5-9/192

**SERVICE TIME:** 5.021

### CAREER

**2017: Made his third consecutive Opening Day start and fourth overall...was one of five MLB players to play in all 162 games in 2017.**

- Joined Larry Bowa (1974) and Jimmy Rollins (2007) as one of three players, whose primary career position was shortstop, to appear in all 162 games for the Phillies (Bowa started 161, Rollins started 162 and Galvis started 155)...Galvis also become just the 11th different Phillies player to do so in franchise history, the first since Ryan Howard in 2008...he also made one start in center field.
- Galvis was also one of just five MLB players to have played in all 162 games in 2017 (also: KC's Alcides Escobar and Eric Hosmer, TEX's Rougned Odor and CIN's Joey Votto).
- His .989 fielding percentage led all MLB shortstops, committing just seven errors all season.
- Defensively, he also led all NL shortstops in starts (155) and innings (1359.1) and ranked second in total chances (637) and putouts (226) and third in assists (404).
- Among NL shortstops offensively, he ranked first in at-bats (608) and multi-hit games (44), second in hits (155), third in total bases (232), tied for third in triples (six), fifth in doubles (29) and runs scored (71), sixth in RBI (61) and tied for sixth in extra-base hits (47).
- His six bunt hits were the fourth-most among all NL players
- Led PHI in games, at-bats (608), hits and multi-hit games (44).
- Established career highs in games, runs (71), hits, doubles (29), triples, walks (45) and HBP (4).
- Started each of the Phillies' first 140 games, the longest streak of consecutive starts by a Phillie since Jimmy Rollins (230 games, 7/30/06-4/8/08).
- Started in center field on 8/30 vs. ATL (game two), his 1st ML start in center and first outfield start since 2013 (10 GS in LF)...his prior 286 starts had come at shortstop.
- Had a career-best 13-game hitting streak from 4/16-5/1.
- Collected his 500th career hit on 8/3 at LAA.
- Had the first two multi-home run games of his career (6/4 vs. SF and 7/9 vs. SD).
- Became the fourth Phillie to homer from both sides of the plate (6/4 vs. SF) and first since 7/20/11 (Jimmy Rollins at CHC).
- Set a career high with 10 assists on 5/23 vs. COL.
- Selected as the Phillies' recipient for the MLB Players Alumni Association 2017 Heart and Hustle Award, presented annually to an active player who demonstrates a passion for the game of baseball and best embodies the values, spirit and traditions of the game.

### QUICK HITS

- **Appeared in all 162 games for PHI in 2017 and led all MLB shortstops in fielding percentage (.989).**
- **MLB Debut:** April 5, 2012 at Pittsburgh
- **First MLB Hit:** April 9, 2012 vs. Miami, double off Anibal Sanchez
- **First MLB HR:** April 13, 2012 vs. New York (NL), solo off R.A. Dickey

**2016: Appeared in 158 games for PHI, slashing .241/.274/.399 with a career-high 20 home runs and 67 RBI.**

- His 158 games tied for fifth-most in the NL, and his eight sacrifices tied for seventh-most in the NL.
- Established career highs in games, doubles (26), home runs (20), extra-base hits (49), total bases (233), RBI (67), stolen bases, (17) and slugging percentage (.399).
- Joined Jimmy Rollins as the only shortstops in Phillies history with at least 20 doubles and 20 homers in a season.
- Led all NL shortstops in starts (153) and fielding percentage (.987) and ranked second in innings played (1,350.0).
- Played 44 consecutive games (42 games started) without an error (4/9-5/28) and 51 consecutive games (50 games started) without an error (7/22-9/17).
- Had a career-high five RBI on 6/23 at MIN.
- Collected five consecutive multi-hit games (7/6-10).
- Tied his career high with two doubles on 7/22 at PIT.
- Posted the highest slugging percentage among all ML shortstops (.518) from 8/9 through the end of the season.
- Played winter ball for Venezuelan Winter League Champion Arguilas del Zulia following the season.

**2015: Set career highs in average (.263) and runs (63) along with 147 hits, five triples and 30 walks in 151 games.**

- Led the team in games played and at bats (559) and tied for the lead in hits.
- Made 147 starts (144 at shortstop and three at second base).
- Was the first Phillie to start at shortstop on Opening Day other than Jimmy Rollins since 2000 (Desi Relaford).
- Hit .355 (43-for-121) through his first 35 games of the season.
- Had a career-best 10-game hitting streak, 6/29-7/8 (.436, 17-39).
- His 28 hits in July set a then career high for hits in a calendar month.
- Hit .299 (80-268) in 72 games against the NL East.

**2014: Appeared in 43 games for the Phillies and made 45 appearances between the GCL Phils (R), Clearwater (A) and Lehigh Valley (AAA).**

- Began the season on the 15-day DL with a left knee infection due to MRSA...was infected during spring training.
- Activated on 4/11 to the ML roster and had only two singles in 42 at bats (.048 average).
- Went 0-for-24 from 4/20-5/5, which was the longest hitless streak by a Phillie since Cliff Lee went 0-for-27 in 2013 and the longest by a Phillies position player since Carlos Ruiz went 0-for-26 in 2011.
- Optioned to Lehigh Valley (AAA) on 5/9.
- Went on the DL on 5/14 (fractured clavicle) following a collision in a game on 5/11...activated on 7/16 after rehabbing with GCL Phillies (R).
- Set a single-game professional high with eight total bases on 8/5 vs. Durham.
- For Lehigh Valley, played 30 games at shortstop, three at second base and one at third, making one error in 149 total chances...recalled on 8/23.
- Made 32 starts for the Phillies (23 at shortstop, five at third and four at second base).
- Started 17 straight games following Jimmy Rollins' injury from 9/9-26.
- Played for Zulia in the Venezuelan Winter League and hit .250 with 12 doubles, one triple, one homer and 18 RBI in 51 games played.

**2013: Made his 2nd consecutive Opening Day roster and split the season between the Phillies and Lehigh Valley (AAA).**

- Hit .207 through 54 games and was optioned to Lehigh Valley on 6/27
- Had a 40-game errorless streak from 6/30-8/11
- Hit a leadoff home run on 7/4 at Syracuse (game two).
- Collected a walk-off single on 8/26 vs. Buffalo...was recalled on 9/3.
- Set a career high with 4 hits on 9/7 vs. ATL.
- In his final 14 games, hit .354 (17-48), with a double, two home runs and five RBI.
- Made 49 starts for the Phillies (19 at second base, 14 at third, 10 in left field and six at shortstop).
- Slugged his first and second career walk-off home runs on 5/19 vs. CIN (off Aroldis Chapman) and 9/7 vs. ATL (off Freddy Garcia)
- Played for Arguilas del Zulia in the Venezuelan Winter League.

**2012: Made his MLB debut and played 58 games at the ML level in his inaugural season.**

- In Spring Training, led the team in at bats (82), total bases (39), triples (three), RBI (14) and sacrifice flies (three) and tied for the team lead in hits (23) and sacrifices (two)...also switched from shortstop to second base.
- Was the Phillies' Opening Day second baseman...made 45 starts at second base and four at shortstop.
- Made his MLB debut on Opening Day on 4/5 at PIT, becoming the first Phillie to make his MLB debut on Opening Day since 1970, when Larry Bowa (SS) and Denny Doyle (2B) accomplished the feat.
- Collected his first ML hit and RBI on 4/9 vs. FLA (a two-run double).
- Hit his first ML homer on 4/13 vs. NYM (off R.A. Dickey).
- Was placed on the 15-day DL on 6/7 (fracture of L4-5 vertebrae).
- At the time of being placed on the DL, was tied for the most games played in MLB (58)...was leading the team in doubles (15) and had the second-best fielding percentage among NL second basemen.
- While on the DL, was given a 50-game suspension on 6/19 for violating Major League Baseball's Joint Drug Prevention and Treatment Program after testing positive for a metabolite of Clostebol.
- Reinstated from the restricted list on 8/17 and remained on the DL

**2011: Split the season between Reading (AA) and Lehigh Valley (AAA) and produced a .278/.324/.398 slash line in 137 games.**

- Won the Paul Owens Award as the best player in the Phillies minor league system, scoring 78 runs with 23 stolen bases and hitting 28 doubles and five triples.
- Began the season with Reading (AA) and was named to the Eastern League Mid-Season All-Star team.
- Promoted to Lehigh Valley on 8/2 and had 10 infield hits, including five bunt singles, in 33 games,
- Batted .250 (6-for-24) in seven International League playoff games.

**2010: Spent the entire season with Reading (AA), hitting .231 (116-for-502) with 16 doubles, four triples, five home runs, 48 RBI and 58 runs scored.**

- Spent the season with Reading and earned Eastern League All-Star honors.
- Led all Eastern League shortstops in fielding percentage (.982), assists (393), putouts (220) and total chances (624).
- Batted .280 (37-132) with RISP and .295 (18-61) with RISP and two outs.
- Following the season, played for Navegantes del Magallanes in the Venezuelan Winter League.

**2009: Split the season between the GCL Phils (R), Clearwater (A) and Reading (AA), posting a .243 (83-for-341) average in 86 games.**

- Began the season with Clearwater and hit .251 in 63 games.
- Named Phillies Minor League Player of the Week from 4/20-26...hit .417 (10-for-24) with five runs scored and four stolen bases.
- Had a season-high four hits on 4/26 at Tampa.
- Was on the DL with a fractured right ring finger from 5/7-7/17.
- Appeared in seven games with the Gulf Coast League Phillies from 7/9-16.
- Promoted to Reading on 8/24, where he finished the season.



# PLAYERS

**2008: Appeared in 128 games for Lakewood (A) and accrued 109 hits, 12 doubles, one triple, three home runs, 42 RBI and 59 runs scored.**

- Named to the South Atlantic League Post-Season All-Star team.
- Hit .313 (31-for-99) with 14 RBI in 28 games in May.
- Went 5-for-5 with three RBI on 7/21 at Asheville.
- Participated in Florida Instructional League.

**2007: In his first professional season, hit .203 (29-for-143) with five doubles and a triple for Williamsport (A).**

## PERSONAL

Freddy José Galvis...married to Ana Beatriz Solano and has two daughters, Anastasia Isabel, born on 3/15/14, and Nicole Montserrat, born on 07/03/17...2006 graduate of Unidad Educativa San Francisco Javier, where he played baseball, basketball and soccer...his hobbies include playing basketball, soccer and going to the beach...favorite TV show is *Friends* and his all-time favorite baseball player is Omar Vizquel...roots for FC Barcelona...originally signed by Phillies' scouts Sal Agostinelli and Jesús Méndez.

## FREDDY GALVIS' CAREER BATTING RECORD

YR	CLUB	AVG	G	AB	R	H	2B	3B	HR	RBI	SH	SF	HP	BB	SO	SB	CS	OBP	SLG	E
2007	Williamsport (A)	.203	38	143	20	29	5	1	0	7	3	0	0	10	20	9	4	.255	.252	4
2008	Lakewood (A)	.238	127	458	59	109	12	1	3	42	16	6	4	39	58	14	7	.300	.288	21
2009	GCL Phillies	.276	7	29	6	8	1	0	0	0	0	0	0	1	4	1	1	.300	.310	1
	Clearwater (A)	.247	63	251	29	62	8	2	1	15	8	1	2	10	43	6	3	.280	.307	8
	Reading (AA)	.197	16	61	6	12	0	0	1	5	0	0	0	2	7	0	1	.222	.246	4
2010	Reading (AA)	.233	138	502	58	117	16	4	5	48	8	4	1	30	89	15	4	.276	.311	11
2011	Reading (AA)	.273	104	422	63	115	22	4	8	35	7	1	6	28	68	19	11	.326	.400	16
	Lehigh Valley (AAA)	.298	33	121	15	36	6	1	0	8	2	0	0	3	18	4	2	.315	.364	3
2012	PHILADELPHIA	.226	58	190	14	43	15	1	3	24	3	0	0	7	29	0	0	.254	.363	1
2013	Lehigh Valley (AAA)	.245	62	241	26	59	14	2	3	25	7	6	1	11	51	3	1	.274	.357	3
	PHILADELPHIA	.234	70	205	13	48	5	4	6	19	3	0	1	13	45	1	0	.283	.385	3
2014	GCL Phillies	.250	5	16	2	4	1	0	0	3	0	0	0	1	2	1	0	.294	.313	0
	Clearwater (A)	.200	5	20	4	4	0	2	1	3	0	0	0	0	2	0	0	.200	.550	2
	Lehigh Valley (AAA)	.267	35	135	22	36	14	1	3	15	3	0	0	11	25	1	1	.322	.452	1
	PHILADELPHIA	.176	43	119	14	21	3	1	4	12	0	1	0	8	30	1	0	.227	.319	1
2015	PHILADELPHIA	.263	151	559	63	147	14	5	7	50	7	4	3	30	103	10	1	.302	.343	17
2016	PHILADELPHIA	.241	158	584	61	141	26	3	20	67	8	4	3	25	136	17	6	.274	.399	8
2017	PHILADELPHIA	.255	162	608	71	155	29	6	12	61	2	4	4	45	111	14	5	.309	.382	7
	Minor League Totals	.246	633	2399	310	591	99	18	25	206	54	18	14	146	387	73	35	.291	.334	74
	Major League Totals	.245	642	2265	236	555	92	20	52	233	23	13	11	128	454	43	12	.287	.372	37

\*Led league +Tried for league lead @Rehab assignment

## CAREER FIELDING

POSITION	PCT.	G	PO	A	E	TC	DP
Shortstop	.984	498	690	1332	33	2055	300
Second Base	.992	89	150	227	3	380	49
Third Base	.982	27	8	47	1	56	3
Outfield	1.000	12	25	0	0	25	0
Left Field	1.000	11	20	0	0	20	0
Center Field	1.000	1	5	0	0	5	0

## SINGLE-GAME HIGHS

HITTING STREAK.....13 games, April 16-May 1, 2017  
 HITS .....4, September 7, 2013 vs. Atlanta  
 DOUBLES .....2, six times, last: July 19, 2017 at Miami  
 RBI .....5, June 23, 2016 at Minnesota  
 RUNS SCORED .....3, twice, last: July 19, 2017 at Miami  
 WALKS .....2, 11 times, last: September 26, 2017 vs. Washington  
 STRIKEOUTS.....3, 13 times, last: August 28, 2017 vs. Atlanta  
 CAREER WALK-OFF HITS .....4, last: July 30, 2017 vs. Atlanta

## HOME RUNS

CAREER MULTI-HOME RUN GAMES (2)...last: July 9, 2017 vs. San Diego (Trevor Cahill and Phil Maton)  
 CAREER GRAND SLAMS .....None  
 CAREER PINCH-HIT .....None  
 CAREER WALK-OFF (2).....last: September 7, 2013 vs. Atlanta (Freddy Garcia)  
 CAREER LEAD-OFF.....None

## CAREER TRANSACTIONS

2006.....Signed by the Philadelphia Phillies as an international free agent, July 2  
 2017.....Acquired by San Diego from the Philadelphia Phillies in exchange for right-handed pitcher Enyel De Los Santos, December 15



# JAVY GUERRA

INFIELDER

@JavyGuerra54

70

**BATS/THROWS:** L/R

**HEIGHT/WEIGHT:** 6-11/185

**OPENING DAY AGE:** 22

**SERVICE TIME:** 0.000

**BORN:** September 25, 1995 in David, Panama

**RESIDENCE:** David, Panama

**ACQUIRED:** From BOS along with OF Manuel Margot, INF Carlos Asuaje and LHP Logan Allen in exchange for RHP Craig Kimbrel: November 13, 2015

## CAREER

**2017: Split the season between Lake Elsinore (A) and San Antonio (AA), hitting a combined .222 (107-for-481) with 24 doubles, five triples, nine home runs, 53 RBI and 56 runs scored in a career-high 128 games.**

- Did not record his first multi-hit game of the season until his 21st game on 4/29 and hit just .171 (14-for-82) in April.
- Hit safely in 20 of his 27 games in May with a .257 (28-for-109) average...closed the month on an eight-game hitting streak from 5/23-31 with four multi-hit efforts and 10 RBI over the stretch.
- Hit .211 (20-for-95) in June but hit safely in a season-high nine consecutive games from 6/18-29, hitting .371 (13-for-25) over that stretch.
- Promoted to San Antonio on 7/19 and hit .212 (28-for-132) with six doubles, three home runs, 15 RBI and 18 runs scored in 39 games with the Missions.
- Recorded a career-high-tying four hits (5x) on 8/29 at Midland.
- Hit safely in three of his four postseason games for the Missions at a .267 (4-for-15) clip with a double, a triple, two RBI, two runs scored and two stolen bases.
- Tabbed as having the best infield arm in the Padres organization by Baseball America after the season.
- Played for the Peoria Javelinas of the Arizona Fall League following the season and hit .261 (12-for-46) with a double, triple, home run and seven runs scored in 12 games.

## QUICK HITS

- Tabbed as having the best infield arm in the Padres organization by *Baseball America* after the 2017 season.
- Following his trade to San Diego in November 2015, was ranked by *Baseball America* as the No. 1 prospect in the Padres farm system

**2016: Played the entire season with Lake Elsinore (A), hitting .202 (79-for-391) in 105 games with 41 RBI and 49 runs scored in 105 games.**

- Landed on the DL on 8/10 and missed the remainder of the season.
- Ranked by *Baseball America* as the 87th-best prospect in all of baseball in their mid-season ranking update in July and as the No. 7 prospect in the Padres organization by MLB.com after the season.

**2015: Had a breakout campaign for Greenville (A), hitting .279 (121-for-434) in 116 games with 23 doubles, three triples, 15 home runs, 68 RBI, 64 runs scored and 30 walks in 116 games.**

- Named to the Mid-Season South Atlantic All-Star team for Greenville and a MiLB.com Organization All-Star for BOS.
- Earned South Atlantic Player of the Week honors (7/6-12), hitting .520 with three home runs, seven RBI and six runs while posting a .536 on-base percentage during the stretch.
- Tabbed as the No. 52 prospect in baseball by *Baseball America*.
- Following his trade to SD, was ranked by *Baseball America* as the No. 1 prospect in the Padres farm system.

**2014: Played the entire season with the GCL Red Sox (R), hitting .269 (54-for-201) with 20 extra-base hits, 26 RBI and 21 runs scored in 51 games.**

- Hit safely in a career-high 15 consecutive games from 6/27-7/17
- Was ranked as the 13th-best prospect in the Red Sox Organization and the GCL seventh-best prospect after the season.

**2013: Made his professional debut with the DSL Red Sox (R), hitting .248 (52-for-210) with 23 RBI and 27 runs scored in 60 games.**

- Following the season, was tabbed as the No. 23 prospect in the Red Sox farm system.

## PERSONAL

Javier Alexis Guerra...originally signed by Red Sox scout Cristobal Garibaldo

## JAVY GUERRA'S CAREER BATTING RECORD

YR	CLUB	AVG	G	AB	R	H	2B	3B	HR	RBI	SH	SF	HP	BB	SO	SB	CS	OBP	SLG	E
2013	DSL Red Sox	.248	60	210	27	52	9	0	0	23	6	1	3	33	40	7	4	.356	.290	14
2014	GSL Red Sox	.269	51	201	21	54	14	4	2	26	1	0	0	5	42	1	5	.286	.408	11
2015	Greenville (A)	.279	116	434	64	121	23	3	15	68	6	3	4	30	112	7	9	.329	.449	27
2016	Lake Elsinore (A)	.202	105	391	49	79	19	1	9	41	3	3	0	34	141	4	4	.264	.325	30
2017	Lake Elsinore (A)	.226	89	349	38	79	18	5	6	38	2	2	1	19	113	2	1	.267	.358	13
	San Antonio (AA)	.212	39	132	18	28	6	0	3	15	4	0	1	8	46	0	3	.262	.326	11
	<b>Minor League Totals</b>	<b>.241</b>	<b>460</b>	<b>1717</b>	<b>217</b>	<b>413</b>	<b>89</b>	<b>13</b>	<b>35</b>	<b>211</b>	<b>22</b>	<b>9</b>	<b>9</b>	<b>129</b>	<b>494</b>	<b>21</b>	<b>26</b>	<b>.296</b>	<b>.369</b>	<b>106</b>

\*Led league +Tied for league lead @Rehab assignment

## CAREER TRANSACTIONS

2012.....Signed as an international free agent by the Boston Red Sox, July 2.

2015.....Acquired by the San Diego Padres along with OF Manuel Margot, INF Carlos Asuaje and LHP Logan Allen from the Boston Red Sox in exchange for RHP Craig Kimbrel, November 13.



@bhand22

52



## BRAD HAND

LEFT-HANDED PITCHER

BATS/THROWS: L/L

OPENING DAY AGE: 28

BORN: March 20, 1990 in Minneapolis, MN

RESIDENCE: Chaska, MN

ACQUIRED: Claimed off waivers from Miami: April 8, 2016

CONTRACT STATUS: Signed through 2020 (club option 2021)

HEIGHT/WEIGHT: 6-3/220

SERVICE TIME: 4.092

### CAREER

**2017: Notched a career-best 2.16 ERA (19 ER, 79.1 IP), converted 21 out of 26 save opportunities and with 104 SO against 20 BB... named to his first career National League All-Star team.**

- Became the second reliever in SD history to record back-to-back 100 strikeout seasons (also, Trevor Hoffman in 1996-97).
- Hand's 104 strikeouts were the fourth-most among all MLB relievers in 2017...dating back to the 2016 season, his 215 strikeouts are third-most of any reliever, behind only NYY Dellin Betances' 226 and CLE Andrew Miller's 218.
- His 154 appearances since 2016 rank tied for second in MLB with Byan Shaw, behind only Addison Reed's 157 outings.
- Allowed just one run in his first 13 outings from 4/4-5/2, posting a 0.64 ERA and 17 SO against two BB.
- Recorded saves in consecutive outings for the first time in his career on 5/24 and 5/25 at NYM.
- Tossed a 24.0-scoreless inning streak from 6/14-8/8, the longest scoreless inning streak in 2017 by a reliever and the third-longest scoreless stretch by a reliever in franchise history, behind only Cla Meredith's 33.2 scoreless frames in 2006 and Mark Davis' 27.2 scoreless in 1988.
- Earned NL Reliever of the Month honors in July...in his 11 July appearances he did not give up a run, allowed just four hits and posted 19 SO to just two BB.
- In the Midsummer Classic on 7/11 in Miami, tossed a 1-2-3 seventh inning to become the seventh pitcher in Padres history with a perfect inning in the All-Star Game and the first since Andy Benes in 1993...he struck out Robinson Cano, the game's MVP, on three pitches.
- Recorded six saves in six consecutive outings from 7/23-8/5, the longest streak of recording a save by a Padres reliever in consecutive outings since Craig Kimbrel did so in 14 straight in 2015...allowed just one hit while striking out eight with no walks during the stretch, limiting hitters to a .056 average.
- Tossed scoreless outings over his final nine appearances and 9.1 IP, allowing eight hits while posting striking out 13 and walking just two.
- Posted a 1.76 ERA (13 ER, 66.1 IP) in his 60 outings against NL opponents and a 4.15 ERA (6 ER, 13.0 IP) in his 12 appearances against the AL.
- Limited left-handed hitters to a .150 (12-for-80) average and righties hit .208 (42-for-202).
- Opposing hitters hit .172 (22-for-128) against him with runners on base, .152 (12-for-79) with runners in scoring position and .158 (6-for-38) with runners in scoring position and two outs.

**2016: Led MLB with a career-high 82 appearances in his first campaign with SD...his 82 appearances were the second-most ever by a Padres reliever in a single season, behind only Craig Lefferts' 83 outings in 1986.**

- His 111 strikeouts on the season were tied with Trevor Hoffman (1996 and 1997) for the third-most ever in a single season by a Padres reliever, behind only Lance McCullers (126 in 1987) and Rolie Fingers (113 in 1977).
- His 111 strikeouts were the fourth-most by any ML reliever in 2016, behind only Dellin Betances (126), Andrew Miller (123) and Kyle Barraclough (113)...were the second-most by any left-handed reliever behind only Miller's 123.
- Began his season by being designated for assignment by MIA on 4/3 and later acquired off waivers by SD on 4/8, spending the rest of the season with the Padres.
- Finished second on the team with 111 strikeouts, behind only Drew Pomeranz's 115 strikeouts he recorded in his 17 starts for the Padres before being traded.
- Per Fangraphs.com, his 1.6 WAR on the season was the eighth-best mark among all qualifying NL relievers.
- Over a 30-game span from 6/21-8/23, he went 2-1 with a 1.47 ERA (5 ER, 30.2 IP) and 33 SO against nine BB while holding opponents to a .154 (16-for-104) average.
- Worked a season-high 4.0 IP in relief on 5/14 at MIL, allowing just two hits and two walks while striking out a season-high-tying five batters.
- Enjoyed his best month of the season in September when he went 1-0 with a 1.10 ERA (2 ER, 16.1 IP) and 24 SO against three BB while holding opponents to a .145 (8-for-55) average over 16 relief appearances.

### QUICK HITS

- In his All-Star 2017 season, became the second reliever in Padres history to record back-to-back 100 strikeout seasons (also: Trevor Hoffman in 1996-97).
- Led MLB with a career-high 82 appearances in 2016, the second-most ever by an SD reliever in a single season.
- MLB Debut: June 7, 2011 vs. Atlanta
- First MLB Win: July 7, 2011 vs. Houston
- First MLB Save: April 4, 2014 vs. San Diego

**2015: Split his fifth MLB season between the Marlins' bullpen and rotation, making 12 starts and 26 relief appearances, going 4-7 with a 5.30 ERA (55 ER, 93.1 IP)**

- Over his 12 starts, he went 4-6 with a 5.68 ERA (36 ER, 57.0 IP), while going 0-1 with a 4.71 ERA (19 ER, 36.1 IP) in his 26 relief outings.
- In his first start on 5/27 at PIT, he held the Pirates scoreless on four hits while walking none and striking out two over 5.0 IP.
- In his second start on 6/2 vs. CHC, he earned the win after allowing two runs on six hits and two walks over 6.0 IP.
- Moved back to the bullpen on 6/14 and allowed just four runs over his next 10 outings and 11.0 IP before going back to the rotation on 8/4.
- Went 1-0 with a 2.05 ERA over 12 games (two starts) from 6/14-8/9.
- Tagged with the loss in his final four starts, his only losing streak of the season...allowed 18 earned runs over 14.1 IP in that stretch (11.30 ERA).
- In six starts in August he went 3-2 with a 3.79 ERA (15 ER, 35.2 IP), holding opponents to two-or-fewer runs four times.
- Worked 7.0 IP on 8/9 at ATL, allowing just one run on a Jonny Gomes home run...prior to the home run, had tossed a season-best 16.1 consecutive scoreless innings dating back to 7/4.
- The home run allowed on 8/9 at ATL also snapped a streak of 82.2 IP and 34 appearances dating back to 9/1/14 (55.2 innings in 2015) without allowing a home run...marked his longest single-season streak without allowing a home run (previous best was 43.0 innings from 7/3-8/5/14).
- Also on 8/9 at ATL he recorded two sac bunt RBI to become the first player in Marlins history to do so and the first player in MLB since Alex Cora on 7/16/04...was the only pitcher since 1974 to do so, per STATS Inc.
- On 8/25 vs. PIT he tossed a career-best 8.0 IP while striking out a season-high tying five, earning his fourth win.

**2014: Spent the entire season with the ML club for the first time in his career outside of a stint on the 15-day DL for the Marlins.**

- Worked in 32 games total for Miami, including 16 starts.
- In his 16 starts he went 3-8 with a 4.33 ERA (43 ER, 89.1 IP) as opposed to a 4.57 ERA (11 ER, 21.2 IP) in his 16 relief appearances.
- Recorded his first career save by working 3.0 scoreless IP against SD at Marlins Park on 4/4.
- Landed on the 15-day DL on 5/24 with a sprained right ankle...pitched in six games on a minor league rehab assignment before returning from the DL on 7/3.
- On 7/20 vs. SF, earned the win after working 7.0 IP and allowing two runs...was his first win as a starting pitcher since 7/7/11, three years and 13 days between wins as a starter...marked the third-longest span between wins as a starter in Marlins history, with David Weathers eight years and 117 days between wins (5/26/96-9/20/04) and Al Leiter seven years and 221 days (9/24/97-5/3/05), per STATS Inc.

**2013: Split the season between MIA and the minors, appearing in seven games total for the Marlins.**

- Over 17 starts between New Orleans (AAA) and the Rookie-Level Marlins, he went 3-6 with a 3.21 ERA (32 ER, 89.2 IP) and 92-to-47 SO/BB ratio.
- Began the season in the minors before being recalled on 4/30 for his first stint of the season with MIA...optioned back on 5/1 and recalled a second time on 9/3, spending the remainder of the season with MIA.

**2012: Played the majority of the season with New Orleans (AAA), going 11-7 with a 4.00 ERA (66 ER, 148.1 IP) and a career-high 141 SO against 75 BB in 27 starts.**

- Also made one start for the Marlins
- Finished second in the Marlins' organization in strikeouts that season behind Jose Fernandez (158).

**2011: Made his MLB debut for the Marlins, splitting the season between the Marlins and Jacksonville (AA) and Jupiter (A).**

- Began the season in the minors before having his contract selected on 6/6 for his first career call-up.
- Made his MLB debut on 6/7 vs. ATL with a start for the Marlins, taking the loss despite working 6.0 IP and allowing just one hit, a solo home run to Alex Gonzalez, in the Marlins' 1-0 loss that day.
- Became the second player since 1900 to take a loss while going at least 6.0 IP and giving up one hit-or-fewer in their MLB debut as a starter, and first since 5/19/71 when the Washington Senators' Mike Thompson took the loss after allowing one hit in 7.0 IP vs. BAL.
- Tagged with the loss in each of his first three starts for the Marlins from 6/7-17, despite posting a 3.45 ERA (6 ER, 15.2 IP) over that stretch, receiving just one run of support over those three starts (runs scored while he is in the game).
- Optioned on 6/20 and recalled for a second stint on 7/2...optioned back on 7/7 and recalled for a third stint on 7/28...optioned back on 8/10 and recalled for a fourth and final stint on 9/2.
- Earned his first career win on 7/7 vs. HOU after working 7.0 shutout innings, allowing just two hits and three walks in the Marlins' 5-0 win.
- At the plate, collected his first career hit on 8/8 vs. ATL.
- Over 20 games (19 starts), in the minors, including one start for Jupiter (A) and 19 games (18 starts) for Jacksonville (AA), he went 11-5 with a 3.56 ERA (45 ER, 113.2 IP).



# PLAYERS

**2010:** Named a MiLB.com Organization All-Star for the Marlins after going 9-8 with a 3.31 ERA (54 ER, 146.2 IP) and 138 SO against 52 BB in 27 starts between Jupiter (A) and Jacksonville (AA), spending the majority of the season with Jupiter.

**2009:** Played the entire season with Greensboro (A), going 7-13 with a 4.86 ERA (69 ER, 127.2 IP) and 122 SO to 66 BB

- Led all Marlins' minor leaguers in strikeouts and walks.

**2008:** Made his professional debut with 12 games (10 starts) between the GCL Marlins (R) and Jamestown (A), going 3-2 with a 2.64 ERA (14 ER, 47.2 IP) and 46 SO to 21 BB.

## PERSONAL

Bradley Richard Hand...he and his wife, Morgan, have one daughter, Lila and a son, Cuyler...graduated from Chaska High School (MN), where he was named Minnesota's Gatorade Baseball Player of the Year following his senior season...signed by Marlins' scout Bob Oldis.

## BRAD HAND'S CAREER PITCHING RECORD

YR	CLUB	W-L	ERA	G	GS	CG	SHO	SV	IP	H	R	ER	HR	HB	BB	SO	WP	BK	AVG
2008	GCL Marlins (R)	2-0	2.48	9	7	0	0	0	32.2	25	16	9	0	2	11	34	4	0	.212
	Jamestown (A)	1-2	3.00	3	3	0	0	0	15.0	11	6	5	0	1	10	12	2	0	.208
2009	Greensboro (A)	7-13	4.86	26	26	0	0	0	127.2	130	83	69	12	7	66	122	22	2	.264
2010	Jupiter (A)	8-8	3.33	26	26	2	2	0	140.2	153	68	52	10	5	49	134	3	3	.278
	Jacksonville (AA)	1-0	3.00	1	1	0	0	0	6.0	3	2	2	0	0	3	4	0	0	.143
2011	Jacksonville (AA)	11-4	3.40	19	18	0	0	0	108.2	90	42	11	1	1	50	71	0	2	.231
	<b>FLORIDA</b>	<b>1-8</b>	<b>4.20</b>	<b>12</b>	<b>12</b>	<b>0</b>	<b>0</b>	<b>0</b>	<b>60.0</b>	<b>53</b>	<b>32</b>	<b>28</b>	<b>10</b>	<b>1</b>	<b>35</b>	<b>38</b>	<b>0</b>	<b>1</b>	<b>.241</b>
	Jupiter (A)	0-1	7.20	1	1	0	0	0	5.0	5	5	4	1	0	5	4	0	0	.278
2012	New Orleans (AAA)	11-7	4.00	27	27	0	0	0	148.1	129	72	66	15	0	75	141	7	1	.238
	<b>MIAMI</b>	<b>0-1</b>	<b>17.18</b>	<b>1</b>	<b>1</b>	<b>0</b>	<b>0</b>	<b>0</b>	<b>3.2</b>	<b>6</b>	<b>7</b>	<b>7</b>	<b>1</b>	<b>0</b>	<b>6</b>	<b>3</b>	<b>0</b>	<b>0</b>	<b>.353</b>
2013	New Orleans (AAA)@	3-5	3.42	15	15	0	0	0	81.2	69	33	31	7	2	45	81	6	0	.232
	<b>MIAMI</b>	<b>1-1</b>	<b>3.05</b>	<b>7</b>	<b>2</b>	<b>0</b>	<b>0</b>	<b>0</b>	<b>20.2</b>	<b>13</b>	<b>7</b>	<b>2</b>	<b>0</b>	<b>0</b>	<b>8</b>	<b>15</b>	<b>1</b>	<b>0</b>	<b>.176</b>
	GCL Marlins (R)@	0-1	1.13	2	2	0	0	0	8.0	5	2	1	0	0	2	11	1	0	.179
2014	<b>MIAMI</b>	<b>3-8</b>	<b>4.38</b>	<b>32</b>	<b>16</b>	<b>0</b>	<b>0</b>	<b>1</b>	<b>111.0</b>	<b>112</b>	<b>56</b>	<b>54</b>	<b>10</b>	<b>2</b>	<b>39</b>	<b>67</b>	<b>5</b>	<b>0</b>	<b>.264</b>
	Jupiter (A)@	0-0	0.75	2	2	0	0	0	12.0	4	1	1	0	0	2	14	0	0	.103
	New Orleans (AAA)@	2-0	3.27	4	4	0	0	0	22.0	18	8	8	3	0	9	22	0	0	.234
2015	<b>MIAMI</b>	<b>4-7</b>	<b>5.30</b>	<b>38</b>	<b>12</b>	<b>0</b>	<b>0</b>	<b>0</b>	<b>93.1</b>	<b>107</b>	<b>55</b>	<b>55</b>	<b>9</b>	<b>3</b>	<b>32</b>	<b>67</b>	<b>2</b>	<b>0</b>	<b>.292</b>
2016	<b>SAN DIEGO</b>	<b>4-4</b>	<b>2.92</b>	<b>*82</b>	<b>0</b>	<b>0</b>	<b>0</b>	<b>1</b>	<b>89.1</b>	<b>63</b>	<b>32</b>	<b>29</b>	<b>8</b>	<b>1</b>	<b>36</b>	<b>111</b>	<b>7</b>	<b>0</b>	<b>.195</b>
2017	<b>SAN DIEGO</b>	<b>3-4</b>	<b>2.16</b>	<b>72</b>	<b>0</b>	<b>0</b>	<b>0</b>	<b>21</b>	<b>79.1</b>	<b>54</b>	<b>20</b>	<b>19</b>	<b>9</b>	<b>7</b>	<b>20</b>	<b>104</b>	<b>4</b>	<b>0</b>	<b>.191</b>
<b>Major League Totals</b>		<b>16-33</b>	<b>3.92</b>	<b>244</b>	<b>43</b>	<b>0</b>	<b>0</b>	<b>23</b>	<b>457.1</b>	<b>408</b>	<b>209</b>	<b>199</b>	<b>49</b>	<b>14</b>	<b>176</b>	<b>405</b>	<b>19</b>	<b>1</b>	<b>.239</b>
<b>Minor League Totals</b>		<b>46-41</b>	<b>3.68</b>	<b>135</b>	<b>132</b>	<b>2</b>	<b>2</b>	<b>0</b>	<b>707.2</b>	<b>642</b>	<b>338</b>	<b>289</b>	<b>59</b>	<b>18</b>	<b>327</b>	<b>650</b>	<b>45</b>	<b>8</b>	<b>.245</b>

\*Led league +Tied for league lead @Rehab assignment

## 2017 AND CAREER BATTING RECORD

YR	CLUB	AVG	G	AB	R	H	2B	3B	HR	RBI	SH	SF	HP	BB	SO	SB	CS	OBP	SLG
2017	<b>SAN DIEGO</b>	<b>.000</b>	<b>72</b>	<b>1</b>	<b>0</b>	<b>0</b>	<b>0</b>	<b>0</b>	<b>0</b>	<b>0</b>	<b>1</b>	<b>0</b>	<b>0</b>	<b>0</b>	<b>0</b>	<b>0</b>	<b>0</b>	<b>.000</b>	<b>.000</b>
<b>Major League Totals</b>		<b>.070</b>	<b>244</b>	<b>71</b>	<b>2</b>	<b>5</b>	<b>0</b>	<b>0</b>	<b>0</b>	<b>4</b>	<b>15</b>	<b>0</b>	<b>0</b>	<b>0</b>	<b>22</b>	<b>0</b>	<b>0</b>	<b>.070</b>	<b>.070</b>

## CAREER FIELDING

POSITION	PCT.	G	PO	A	E	TC	DP
Pitcher	.977	244	16	68	2	86	3

## SINGLE-GAME HIGHS

INNINGS PITCHED.....8.0 IP, August 25, 2015 vs. Pittsburgh  
 LOW-HIT COMPLETE GAME.....None  
 STRIKEOUTS.....6, June 7, 2011 vs. Atlanta  
 MOST HITS ALLOWED.....11, August 15, 2015 at St. Louis  
 MOST RUNS ALLOWED.....7, four times, last: September 5, 2015 vs. New York (NL)  
 MOST WALKS ALLOWED.....6, three times, last: September 19, 2015 at Washington  
 MOST HOME RUNS ALLOWED.....3, September 5, 2015 vs. New York (NL)  
 CAREER WINNING STREAK.....Two games, twice, last: August 20-25, 2015  
 CAREER 10-STRIKEOUT GAMES.....None  
 CAREER HOME RUNS HIT.....None

## CAREER TRANSACTIONS

2008.....Signed by the Florida Marlins as a second-round selection in the First-Year Player Draft.  
 2016.....Designated for assignment by the Miami Marlins, April 3.  
 .....Acquired off waivers by the San Diego Padres, April 8.



## CHASE HEADLEY

INFIELDER

BATS/THROWS: S/R

OPENING DAY AGE: 33

BORN: May 9, 1984 in Fountain, CO

RESIDENCE: Leiper's Fork, TN

ACQUIRED: From NYY along with RHP Bryan Mitchell and cash considerations in exchange for OF Jabari Blash; December 12, 2017

CONTRACT STATUS: Signed through 2018

HEIGHT/WEIGHT: 6-2/221

SERVICE TIME: 9.123

## CAREER

**2017: In 147 games, hit .273 (140-for-512) with 30 doubles, 12 home runs, 61 RBI and 77 runs scored.**

- Made 85 starts at third base, 37 at first and 14 as designated hitter...marked his highest batting average and slugging percentage (.406) since 2012 (.286 BA, .498 SLG).
- Ended the 2017 campaign with 1,331 career hits, 635 runs, 271 doubles, 130 home runs and 592 RBI, the most of any Colorado-born ML player.
- Hit a solo home run on 4/4 at TB (his second game of the season)...in 2016, he did not collect his first extra-base hit until his 29th game (a homer on 5/12 vs. KC).
- Collected multiple hits in each of his first three games of the season for the first time in his career (went 7-for-11 with one double, one home run, two RBI and three runs scored).
- Reached base safely in 14 of his first 15 games (4/2-19) and hit .396 with three doubles, three home runs, six RBI and 10 walks.
- Reached base safely in a season-long 17 straight games from 6/4-26, slashing .375/.479/.500 (21-for-56) with eight runs scored, four doubles, one homer, nine RBI and 12 walks over the stretch.
- Over a 40-game stretch from 6/13-7/31, hit .341/.423/.474 (46-for-135) with 12 doubles, two homers, 17 RBI and 22 runs scored.
- Hit a solo homer and doubled on 6/13 at LAA...it was his first home run since 4/19 vs. CWS...his 41 games between homers was the third-longest homerless stretch of his career.
- Collected back-to-back three-hit games from 6/25-26 (went 3-for-4 in each game), the second time in his career he had consecutive three-hit games (also two games, 4/16-17/09, while with SD).
- Hit .333 (30-for-90) in 26 games in July, his highest batting average in a full month since July 2015 (.370).
- Began playing primarily first base on 7/20, batting .298 (62-for-208) with 10 doubles, eight home runs, 24 RBI, 37 runs scored in 62 games through the end of the season.
- Made his first career appearance at second base after entering as a pinch-hitter in the top of the ninth on 7/22 at SEA.
- Hit pinch-hit two-run home runs on 7/29 vs. TB...snapped a 124 at-bat homerless stretch (first since 6/13 at LAA)...it was his third career pinch-hit homer (also 7/18/09 vs. COL and 8/31/09 vs. WSH, both with SD).
- Over his first 65 games of the season (4/2-6/25) against left-handed pitching, he hit just .162/.174/.235 (11-for-68)...over his final 82 games (6/26-10/1), he batted .337 (29-for-86) off lefties.

## QUICK HITS

- **Became just the second Padre to lead the National League in RBI with 115 in 2012 (also: Dave Winfield, 118 in 1979).**
- **2012 Gold Glove and Silver Slugger Award (SD)**
- **Won the Player of the Month award twice in 2012, only the second Padre to win the monthly award twice in the same season (also: Ken Caminiti, 1996).**
- **MLB Debut:** June 15, 2007 at Chicago (NL)
- **First MLB Hit:** June 17, 2007 at Chicago (NL), single off Rich Hill
- **First MLB HR:** June 18, 2008 at New York (AL), solo off Kyle Farnsworth

**2016: In his second full season with NYY, hit .253 (118-for-467) with 18 doubles, 14 home runs, 51 RBI and 58 runs in 140 games.**

- Made 134 starts at third base and one as designated hitter...hit in every spot in the starting lineup except leadoff.
- Had eight stolen bases, his most since 2013 (also eight)...stole second base on 4/6 vs. HOU, his first stolen base since 9/10/14 vs. TB, to snap a span of 171 games without a stolen base.
- Drew a walk in six straight games from 4/8-16 (seven walks in total), equaling the second-longest streak of his career and his longest since 9/15-21/12 (also six games).
- From his 32nd birthday (5/9) through the end of the season, batted .271/.347/.432 (105-for-387) with 18 doubles, 14 home runs, 54 runs and 49 RBI in 115 games...reached base safely in a season-high 13 straight games from 5/9-22.
- Had an RBI in four straight games from 5/10-13, his longest RBI streak since 9/12-15/13 (also four games)...immediately followed a career-long 23-game RBI drought (4/8-5/9).
- Hit his fourth career grand slam on 6/22 vs. COL, his first since 9/9/12 vs. ARI, while with SD.
- Collected his 500th career RBI with a solo home run on 6/29 vs. TEX.
- Had five home runs in July, his highest total for a single calendar month since September 2013...led NYY hitters in July in home runs (five), runs (15), RBI (13), slugging percentage (.506) and OPS (.855).
- Collected his 1,147th career hit with a fifth-inning single on 7/25 at Houston, surpassing Roy Hartzell (1,146) for most ever by a Colorado-born player.
- Was replaced defensively at third base by Alex Rodríguez in the ninth inning on 8/12 win vs. TB, Rodríguez's final game with NYY.

**2015: In his first full season with NYY, led the club in hits (150) and batted .259 with 29 doubles, 11 home runs, 62 RBI and 74 runs scored in 156 games (148 starts at third base).**

- Played all 19.0 innings at third in the Yankees loss on 4/10 vs. BOS, hitting a ninth-inning, game-tying solo homer.
- Had at least one hit and one run scored in a career-high seven straight games (6/17-24), the second-longest such streak by a Yankee since 2011 (Brett Gardner, eight games from 5/6-14/14)...hit .355 (11-for-31) in those seven games.
- Hit his 100th career home run on 6/23 vs. PHI, a solo shot off Sean O'Sullivan in the fifth inning.
- Batted .370 (30-for-81) with 15 RBI in 21 games in July, raising his season batting average from .246 to .273.
- Recorded his 1,000th career hit with an eighth-inning single off Kevin Jepsen on 7/3 vs. TB.



## 2015 continued...

- Reached base safely (via hit, walk or HBP) in 22 straight games from 7/23-8/15, matching the second-longest such streak of his career (28 straight from 8/20-9/21/12 and 22 straight from 7/3-28/13, both with SD).
- On 8/30 at ATL, hit a two-run homer and reached base safely in each of his five plate appearances (tying a career high eighth time, first since 9/16/12 vs. COL while with SD), going 3-for-3 with one double, four RBI and two walks before being removed defensively in the seventh.
- Made his postseason debut with the Yankees on 10/6 in the AL Wild Card Game vs. HOU, going 0-for-2 with one walk...per ELIAS, he entered the 2015 playoffs as one of five active Major Leaguers to appear in at least 1,000 career regular season games without ever playing in the postseason, joining José Bautista, Edwin Encarnación, Adam Lind and Alex Ríos...all except Lind made their playoff debuts in 2015.

## 2014: Split the season between SD and NYY, hitting .229 (64-for-279) in 77 games with the Padres and .262 (50-for-191) in 58 games with the Yankees.

- Acquired by NYY along with cash considerations from SD in exchange for INF Yangervis Solarte and RHP Rafael De Paula on 7/22.
- With the Yankees, hit .262 (50-for-191) with eight doubles, six homers, 17 RBI and 28 runs scored in 58 games...made 49 starts at third, six at first base and one as DH.
- Made his NYY debut and hit a 14th-inning walk-off single on 7/22 vs. TEX, going 1-for-4 with an RBI after entering the game as an eighth-inning PH and remaining in the game at third.
- Recorded either an extra-base hit or an RBI in each of his first four games for the Yankees (7/22-25)...became the first Yankees player to do so after playing for another team earlier in the season since Lee Mazzilli in his first five games for NYY after being acquired from TEX in 1982, per ELIAS.
- Hit safely in each of his first eight games with the Yankees (7/22-29)...according to Elias, became the fifth player to begin his Yankees career with a hitting streak of at least eight games after playing for another club earlier that season, joining Ichiro Suzuki (first 12 games in 2012), Rey Sánchez (10 in 1997), Wayne Tolleson (nine in 1986) and Pasty Dougherty (nine in 1904)...hit his first home run as a Yankee on 7/27 vs. TOR.
- Did not make an error over a 62-game stretch at third base from 5/23-8/13...was the second-longest errorless streak at third base of his ML career (67 games from 2012-13).
- Missed four games (9/12-14) after being hit by a pitch on 9/11 vs. TB...was hit in the jaw in the ninth inning (by Jake McGee) and was removed from game.
- Hit .229 (64-for-279) with 12 doubles, seven home runs, 32 RBI and 27 runs in 77 games with SD...was placed on the 15-day disabled list from 4/25-5/10 with a strained right calf.

## 2013: Played in 141 games for SD after beginning the season on the disabled list...collected a career-high 35 doubles.

- Began the season on the 15-day DL with a fractured left thumb sustained in Spring Training...reinstated from the DL on 4/17 and made his season debut that day at LAD.
- Over his first 27 games from 4/17-5/17, hit .296 (29-for-98) with eight doubles, four home runs, 13 RBI and 13 runs.
- Reached base safely in 22 straight games from 7/3-28, hitting .308 (24-for-78) with 12 extra-base hits and 14 runs over that span...was the longest such streak by a Padre in 2013 and the second-longest of his career, behind a stretch of 28 straight games from 8/20-9/21/12.
- Had a season-best 13-game hit streak from 4/26-5/8 (.400, 20-for-50), the second-longest streak by a Padre in 2013 behind Will Venable's 15-game hit streak (8/2-18) and second longest of his career.
- His .829 OPS in the second half was fourth-highest in MLB among third basemen with at least 200 plate appearances.
- In a series at ATL from 9/13-15, homered in all three games, the longest such streak of his career and longest by a Padre since Adrian Gonzalez homered in four-straight games in 2010 (4/21-25/10)...the three homers were the most in a single series by a Padre in 2013.
- On 4/28 vs. SF, went 3-for-3 with a homer and a pair of doubles...according to ELIAS, only four other Padres had ever gone 3-for-3 or better with all of their hits going for extra-bases: Sixto Lezcano on 7/31/82 (4-for-4, 2 doubles, 2 homers), Ken Caminiti on 7/4/98 (3-for-3, 2 doubles and a homer), Ryan Klesko on 5/21/01 (3-for-3, 2 homers and a triple) and Brian Giles on 8/18/04 (3-for-3, a double, a triple and a homer).
- Recorded a double in four consecutive games from 9/25-28, tied for the longest such streak of his career (2x, also: 6/5-8/12) and tied for the longest such streak in Padres history (several times).

## 2012: Finished fifth among NL MVP voting, earning his first career Rawlings Gold Glove and Louisville Silver Slugger awards and was unanimously named the Padres MVP by the San Diego chapter of the Baseball Writers' Association of America (BBWAA) following the season.

- Set career-highs in several offensive categories, including hits (173), home runs (31), RBI (115), runs scored (95), walks (86), OBP (.376), SLG (.498) and OPS (.875)...played in a career-high-tying 161 games (2x, also: 2010) and stole a career-high-tying 17 bases (2x, also 2010).
- Led the NL with 115 RBI, the third-most among all ML players...just the second Padre in team history to lead the NL in RBI (also, Dave Winfield: 118 RBI in 1979).
- His 115 RBI ranked tied with Joe Carter (1990) for seventh-most in a season all-time by a Padre.
- Started 159 of the Padres 162 games in 2012, all at third base...started 141 games batting third.
- Became just the 10th player in Padres history to win a Gold Glove and just the second to win as a third basemen (Caminiti, 3x).
- Led all ML third basemen with 159 starts and 1,397.0 innings played at third base...committed just 10 errors in 424 total chances, the most total chances among all NL third basemen, for a .976 fielding percentage, second-best in MLB among qualifying third basemen.
- Became just the 10th player in Padres history to win a Silver Slugger Award, and just the third to win at third base, joining Ken Caminiti (1996) and Gary Sheffield (1992)...became just the eighth NL third basemen ever to win both the Gold Glove and Silver Slugger in the same season...just the fourth Padre to win both in one season, joining Tony Gwynn (1986-87, 89), Benito Santiago (1988, 90) and Caminiti (1996).
- Named NL Player of the Month twice in 2012, for both August and September, becoming just the second Padre in team history to win the award twice in one season with the only other by Ken Caminiti, who also won POM for August and September in 1996...only other Padre to win multiple monthly awards was Tony Gwynn (five).
- The POM award for August was his first career monthly award...first Padre to win the award since Tony Gwynn in May of 1997...in 28 games total in August, hit .306 (33-for-108) with 10 home runs and 31 RBI, leading all of MLB in RBI that month and ranking tied for the most home runs...just the second player in Padres history to lead MLB in both HR and RBI in any month each team played 10 games, with the only other being Caminiti in August of 1996 (ELIAS).



**2012 continued...**

- According to ELIAS, his back-to-back months with 30-or-more RBI in August and September made him the only player in Padres history to have two months with 30-or-more RBI in the same season.
- Overall in the second half, hit .308 (89-for-289) with 23 home runs and 73 RBI, leading all MLB in RBI after the All-Star Break...led all NL players in home runs in the second half, ranking second in MLB behind only Miguel Cabrera (26).
- His 23 home runs in the second half of the season were the second-most ever by a Padre after the All-Star Break, trailing only Ken Caminiti who hit 28 home runs in the second half of the 1996 season.
- His 73 RBI after the All-Star Break were also the second-most ever by a Padre in the second half, trailing only Caminiti's 81 RBI in the second half of 1996.
- Had 16 games with three-or-more RBI in 2012, the most among all ML players and most by a Padre since Greg Vaughn had a franchise-record-tying 17 such games in 1998 (also: Dave Winfield in 1979)...Ken Caminiti is the only other Padre to have 16 such games, doing so in 1996.
- Reached base safely (via hit, walk or HBP) in 146 of his 161 games in 2012, setting a new Padres record, passing Tony Gwynn (144 in 1987), according to ELIAS.
- First hit of the year came on 4/8 vs. LAD, a grand slam...first Padre to hit a GS for his first hit of a season since Aaron Cunningham also did so on 6/15/10 vs. TOR.
- Had four multi-homer games in 2012, the most in a season by a Padre since 2001 when Ryan Klesko had five and Phil Nevin had four.
- Homered in three-straight at-bats from 8/10-11 at PIT, tying a club record (9x)...the three home runs came on three consecutive pitches.
- Had a season-best 12-game hit streak from 6/26-7/7, batting .298 (14-for-47) over that streak.
- Named NL Player of the Week for 8/6-12, his first career weekly award.
- Had a career-high tying three doubles on 4/16 at COL (2x, also: 9/21/09 at PIT).
- In 81 games at Petco Park, hit .272 (82-for-301) with 13 home runs and 51 RBI, the most RBI by any Padre in a season at Petco...finished tied for the second-most hits (also: Mark Loretta, 82 in 2004) in a season at Petco and finished with the second-most home runs (Adrian Gonzalez, 14 in 2008) at the time.
- Collected a career-high six RBI on 9/2 at COL, the most RBI by a Padre since Adrian Gonzalez had six on 5/19/10 at LAD.

**2011: Played in 113 games, making 102 starts at third base...missed 39 games due to a fractured finger on his left hand.**

- Hit .264 (73-for-276) from the left side of the plate and .352 (37-for-105) from the right side of the plate.
- Had a career best 16-game hitting streak from 5/21-6/6, hitting .339 (20-for-59) over that stretch...longest hitting streak by a Padre since Adrian Gonzalez had two 17-game streaks in 2006.
- Belted his first grand slam while tallying five RBI on 8/5 at PIT.
- Had a season-high four hits in three games, all on the same road trip (6/13-22)...first Padre to have three games with four-or-more hits on a single road trip and first to do so in any six-game span (6/14, 17, 20).
- Placed on the DL due to his injured finger on 8/8 (retroactive to 8/6) and was reinstated 9/19.

**2010: In his second full ML season, appeared in 161 games, including 156 starts at third base.**

- Finished second on the club (behind Adrian Gonzalez) in runs scored (77), hits (161), doubles (29), RBI (58) and walks (56).
- Set a career high with 17 steals in 22 attempts...stole nine bases in his first 31 games without getting caught.
- Hit at a .285 clip (120-for-421) as a left-handed batter and .217 (41-for-189) as a right-handed batter.
- Hit safely in 26 of his first 31 games, including an eight-game hitting streak to start the season.
- Made 13 errors on the season, including five in his first 10 games (.966 fielding percentage)...following the first 10 games, committed just eight errors and posted a .978 fielding percentage.
- Ranked among top NL third basemen in games played (1st, 158), innings played (1st, 1407.2), total chances (2nd, 388) and assists (2nd, 293)...had the fourth fewest errors among qualifying third basemen.

**2009: In his first full ML season, appeared in 156 games for the Padres.**

- Started in 136 of his 156 games, including 111 in left field and 25 at third base...majority of starts at third came in place of an injured Kevin Kouzmanoff during the second half of the season.
- Ranked among team leaders in doubles (T-1st) games played (2nd), at-bats (2nd), hits (2nd), batting average (2nd), on-base percentage (2nd), RBI (3rd), runs scored (3rd) slugging percentage (3rd) and home runs (T-3rd).
- Ranked second on the club after the All-Star break with a .293 batting average (76-for-259) and third with a .377 OBP.
- Tallied a career-high five hits on 9/21 at PIT and had one four-hit and seven three-hit games in 2009.

**2008: Played in all 91 of the Padres games after his recall from Portland (AAA) on 6/17 after hitting .305 in 65 games for the Beavers.**

- Prior to the season, named the No. 1 prospect on *Baseball America's* Padres Top 10 Prospect list and No. 32 among the Top 100 Prospects in baseball.
- Played 82 games in left field and seven at third base...posted a .969 fielding percentage in left, committing five errors in 163 total chances with two assists in 713.0 innings...one error in 13 total chances in 55.0 frames at third base.
- Collected first ML home run and RBI 6/18 at Yankee Stadium, a solo off Kyle Farnsworth.

**2007: Made his MLB debut with SD in June but sept the majority of the season with San Antonio (AA).**

- Unanimously named Texas League Player of the Year after leading the league with a .330 average (143-for-433) in 121 games with the Missions...before the season, tabbed as the Padres No. 6 prospect by *Baseball America*.
- Named a Texas League Mid-Season and Post-Season All-Star, Baseball America Double-A All-Star, MLB.com Double-A Offensive Player of the Year honors and received the Texas League's Topps Player of the Year award.
- Helped lead San Antonio to a Texas League title.

**2006: Earned California League Mid-Season and Post-Season All-Star honors after batting .291 for Lake Elsinore (A).**

- Named the Padres No. 5 prospect and player with the best strike-zone discipline by *Baseball America* entering the season.
- Played for the Peoria Saguaros in the Arizona Fall League following the regular season.

**2005: Spent most of his debut season with Eugene (A)...promoted to Fort Wayne (A) on 8/31 and concluded the season playing in four games with the Wizards.**

- Led the Emeralds in hits (59), doubles (14), total bases (97), RBI (33) and walks (34).



# PLAYERS

## PERSONAL

Chase Jordan Headley...is the son of Kim and Jane...he and his wife, Casey, have two sons, Colt and Cale...his brother, Nate, was the director of baseball operations for the University of Tennessee...a 2002 graduate of Fountain-Fort Carson High School in Colorado where he played varsity baseball and basketball all four years...was valedictorian and an all conference basketball player...began his college career at University of the Pacific in 2003 where he led his team in hits and the Big West Conference in walks before transferring to the University of Tennessee...earned Academic All-America honors at Tennessee in 2005 with a 3.63 GPA in sport management and originally majored in sports medicine at Pacific...garnered All-America, All-SEC and Academic All-America honors with Tennessee and helped lead the Vols to the 2005 College World Series...is involved with the Teammates for Kids and Franktown Open Hearts foundations...enjoys hunting and fishing...his favorite movie is *Top Gun* and his favorite actor is Denzel Washington...his all-time favorite baseball player is Ken Griffey Jr. and he roots for the Pittsburgh Steelers...originally signed by Padres scout Billy Merkel.

## CHASE HEADLEY'S CAREER BATTING RECORD

YR	CLUB	AVG	G	AB	R	H	2B	3B	HR	RBI	SH	SF	HP	BB	SO	SB	CS	OBP	SLG	E
2005	Eugene (A)	.268	57	220	29	59	14	3	6	33	0	1	4	34	48	1	1	.375	.441	11
	Fort Wayne (A)	.200	4	15	2	3	0	0	0	1	0	0	0	1	4	0	0	.250	.200	2
2006	Lake Elsinore (A)	.291	129	484	79	141	33	0	12	73	5	3	5	74	96	4	5	.389	.434	18
2007	San Antonio (AA)	.330	121	433	82	143	38	5	20	78	0	4	11	74	114	1	0	.437	.580	11
	<b>SAN DIEGO</b>	<b>.222</b>	<b>8</b>	<b>18</b>	<b>1</b>	<b>4</b>	<b>1</b>	<b>0</b>	<b>0</b>	<b>0</b>	<b>0</b>	<b>0</b>	<b>1</b>	<b>2</b>	<b>4</b>	<b>0</b>	<b>0</b>	<b>.333</b>	<b>.278</b>	<b>1</b>
2008	Portland (AAA)	.305	65	259	49	79	24	1	13	40	0	2	3	31	65	0	0	.383	.556	3
	<b>SAN DIEGO</b>	<b>.269</b>	<b>91</b>	<b>331</b>	<b>34</b>	<b>89</b>	<b>19</b>	<b>2</b>	<b>9</b>	<b>38</b>	<b>0</b>	<b>2</b>	<b>5</b>	<b>30</b>	<b>104</b>	<b>4</b>	<b>1</b>	<b>.337</b>	<b>.420</b>	<b>6</b>
2009	<b>SAN DIEGO</b>	<b>.262</b>	<b>156</b>	<b>543</b>	<b>62</b>	<b>142</b>	<b>31</b>	<b>2</b>	<b>12</b>	<b>64</b>	<b>0</b>	<b>2</b>	<b>5</b>	<b>62</b>	<b>133</b>	<b>10</b>	<b>2</b>	<b>.342</b>	<b>.392</b>	<b>8</b>
2010	<b>SAN DIEGO</b>	<b>.264</b>	<b>161</b>	<b>610</b>	<b>77</b>	<b>161</b>	<b>29</b>	<b>3</b>	<b>11</b>	<b>58</b>	<b>1</b>	<b>4</b>	<b>3</b>	<b>56</b>	<b>139</b>	<b>17</b>	<b>5</b>	<b>.327</b>	<b>.375</b>	<b>13</b>
2011	<b>SAN DIEGO</b>	<b>.289</b>	<b>113</b>	<b>381</b>	<b>43</b>	<b>110</b>	<b>28</b>	<b>1</b>	<b>4</b>	<b>44</b>	<b>1</b>	<b>3</b>	<b>2</b>	<b>52</b>	<b>92</b>	<b>13</b>	<b>2</b>	<b>.374</b>	<b>.399</b>	<b>11</b>
2012	<b>SAN DIEGO</b>	<b>.286</b>	<b>161</b>	<b>604</b>	<b>95</b>	<b>173</b>	<b>31</b>	<b>2</b>	<b>31</b>	<b>115</b>	<b>0</b>	<b>5</b>	<b>4</b>	<b>86</b>	<b>157</b>	<b>17</b>	<b>6</b>	<b>.376</b>	<b>.498</b>	<b>10</b>
2013	Lake Elsinore (A)	.250	4	12	0	3	1	0	0	0	0	0	0	0	2	0	0	.250	.333	0
	<b>SAN DIEGO</b>	<b>.250</b>	<b>141</b>	<b>520</b>	<b>59</b>	<b>130</b>	<b>35</b>	<b>2</b>	<b>13</b>	<b>50</b>	<b>0</b>	<b>2</b>	<b>11</b>	<b>67</b>	<b>142</b>	<b>8</b>	<b>4</b>	<b>.347</b>	<b>.400</b>	<b>11</b>
2014	<b>SAN DIEGO</b>	<b>.229</b>	<b>77</b>	<b>279</b>	<b>27</b>	<b>64</b>	<b>12</b>	<b>1</b>	<b>7</b>	<b>32</b>	<b>0</b>	<b>1</b>	<b>5</b>	<b>22</b>	<b>73</b>	<b>4</b>	<b>1</b>	<b>.296</b>	<b>.355</b>	<b>6</b>
	Lake Elsinore (A)	.333	4	12	1	4	1	0	0	2	0	0	0	2	4	0	0	.429	.417	0
	<b>NEW YORK (AL)</b>	<b>.262</b>	<b>58</b>	<b>191</b>	<b>28</b>	<b>50</b>	<b>8</b>	<b>0</b>	<b>6</b>	<b>17</b>	<b>0</b>	<b>0</b>	<b>4</b>	<b>29</b>	<b>49</b>	<b>3</b>	<b>2</b>	<b>.371</b>	<b>.398</b>	<b>3</b>
2015	<b>NEW YORK (AL)</b>	<b>.259</b>	<b>156</b>	<b>580</b>	<b>74</b>	<b>150</b>	<b>29</b>	<b>1</b>	<b>11</b>	<b>62</b>	<b>0</b>	<b>4</b>	<b>7</b>	<b>51</b>	<b>135</b>	<b>0</b>	<b>2</b>	<b>.324</b>	<b>.369</b>	<b>23</b>
2016	<b>NEW YORK (AL)</b>	<b>.253</b>	<b>140</b>	<b>467</b>	<b>58</b>	<b>118</b>	<b>18</b>	<b>1</b>	<b>14</b>	<b>51</b>	<b>0</b>	<b>5</b>	<b>6</b>	<b>51</b>	<b>118</b>	<b>8</b>	<b>2</b>	<b>.331</b>	<b>.385</b>	<b>10</b>
2017	<b>NEW YORK (AL)</b>	<b>.273</b>	<b>147</b>	<b>512</b>	<b>77</b>	<b>140</b>	<b>30</b>	<b>1</b>	<b>12</b>	<b>61</b>	<b>1</b>	<b>7</b>	<b>6</b>	<b>60</b>	<b>132</b>	<b>9</b>	<b>2</b>	<b>.352</b>	<b>.406</b>	<b>14</b>
<b>Major League Totals</b>		<b>.264</b>	<b>1409</b>	<b>5036</b>	<b>635</b>	<b>1331</b>	<b>271</b>	<b>16</b>	<b>130</b>	<b>592</b>	<b>3</b>	<b>35</b>	<b>59</b>	<b>568</b>	<b>1278</b>	<b>93</b>	<b>29</b>	<b>.344</b>	<b>.402</b>	<b>116</b>
<b>Minor League Totals</b>		<b>.301</b>	<b>384</b>	<b>1435</b>	<b>242</b>	<b>432</b>	<b>111</b>	<b>9</b>	<b>51</b>	<b>227</b>	<b>5</b>	<b>10</b>	<b>23</b>	<b>216</b>	<b>333</b>	<b>6</b>	<b>6</b>	<b>.398</b>	<b>.498</b>	<b>45</b>

\*Led league +Tied for league lead @Rehab assignment

## CAREER FIELDING

POSITION	PCT.	G	PO	A	E	TC	DP
First Base	.994	55	337	21	2	360	22
Second Base	--	1	0	0	0	0	0
Third Base	.963	1,112	697	2,066	106	2,869	169
Left Field	.979	196	371	7	8	386	2
Totals	.968	1,364	1,405	2,094	116	3,615	193

## SINGLE-GAME HIGHS

HITTING STREAK.....16 games, May 21-June 6, 2011  
 HITS.....5, September 21, 2009 at Pittsburgh  
 DOUBLES.....3, twice, last: April 16, 2012 at Colorado  
 TRIPLES.....6, September 2, 2012 at Colorado  
 RUNS SCORED.....4, twice, last: July 16, 2010 vs. Arizona  
 WALKS.....4, twice, last: July 30, 2012 at Cincinnati  
 STRIKEOUTS.....5, June 7, 2009 vs. Arizona  
 CAREER WALK-OFF HITS.....5, last: September 4, 2014 vs. Boston (home run off Koji Uehara)

## HOME RUNS

CAREER MULTI-HOME RUN GAMES (4).....last: September 7, 2012 vs. Arizona (Tyler Skaggs and David Hernandez)  
 CAREER GRAND SLAMS (4).....last: June 22, 2016 vs. Colorado (Jon Gray)  
 CAREER PINCH-HIT (3).....last: July 29, 2017 vs. Tampa Bay (Sergio Romo)  
 CAREER WALK-OFF (3).....last: September 4, 2014 vs. Boston (Koji Uehara)  
 CAREER LEAD-OFF.....None

## CAREER TRANSACTIONS

2005.....Selected by San Diego in the second round of the 2005 First-Year Player Draft.  
 2014.....Acquired by NYY from SD with cash considerations in exchange for INF Yangervis Solarte and RHP Rafael De Paula, July 22.  
 2017.....Acquired by SD from NYY with RHP Bryan Mitchell and cash considerations in exchange for OF Jabari Blash, December 12.

@austinhedges18

18

HEDGES



## AUSTIN HEDGES

CATCHER

BATS/THROWS: R/R

OPENING DAY AGE: 25

BORN: August 18, 1992 in San Juan Capistrano, CA

RESIDENCE: San Diego, CA

ACQUIRED: Signed as a second-round selection in the 2011 First-Year Player Draft

HEIGHT/WEIGHT: 6-0/210

SERVICE TIME: 1.166

## CAREER

**2017: Made his first career Opening Day roster and made 109 starts behind the plate, appearing in 120 games total.**

- His 18 home runs ranked tied for eighth among all MLB catchers and tied for fourth in the NL...the 18 long balls tied for the fourth-most in a season by a Padres catcher and the most by an SD backstop since Mike Piazza set the franchise record with 22 homers in 2006.
- Started the season 0-for-24 at the plate and responded by going 15-for-54 (.278 average) to close out April.
- Became the first catcher in Padres history to hit six home runs in a nine-game span from 4/15 to 4/24 (ELIAS)...during the stretch, homered in back-to-back games on 4/15 and 4/17 and in three consecutive games from 4/20-22...also homered in three straight later in the season from 5/30-6/3.
- Collected a career-high four RBI in the second game of the Padres' three-game sweep of the defending World Series champion Chicago Cubs on 5/30 at Petco Park.
- His 10th homer in the Padres' 56th game of the season on 6/2 vs. COL marked the fastest a Padres club has ever had four players reach double digit homers (also: Wil Myers, Hunter Renfroe and Ryan Schimpf), passing the previous record of 67 games in the 2000 season.
- Recorded his first career multi-home run game on 7/7 at PHI and also collected the game-winning RBI on a sacrifice fly in the top of the ninth inning in SD's 4-3 win.
- Delivered the game-winning RBI for the second straight game on 7/8 at PHI with a RBI single in the seventh inning...per ELIAS, it had been over four years since the last time a SD catcher had the game winning RBI in back-to-back team games (Nick Hundley in 2013)...before that, it had not happened since Mike Piazza did so in May of 2006.
- Posted a .990 fielding percentage (10 errors in 987 total chances).

## QUICK HITS

- His 18 home runs in 2017 ranked tied for fourth among National League catchers and were most by a SD backstop since Mike Piazza set the franchise record with 22 in 2006
- In 2016, became the first player Pacific Coast League player since 2009 to earn back-to-back player of the week honors, hitting .556 with 10 home runs and 28 RBI over the 12-game span.
- MLB Debut: May 4, 2015 at San Francisco
- First MLB Hit: May 6, 2015 at San Francisco, RBI-single off of Chris Heston
- First MLB Home Run: June 16, 2015 vs. Oakland, solo off Scott Kazmir

**2016: Spent the majority of the season with El Paso (AAA), hitting .326 in 82 games for the Chihuahuas before being recalled on 9/21 and playing in eight games for the Padres, including seven starts behind the plate.**

- Played in 82 total games for El Paso and hit a career-best .326 (102-for-313) with 20 doubles, 21 home runs, 82 RBI and 55 runs scored.
- Became the first player since 2009 to be earn back-to-back Pacific Coast League Player of the Week honors for the weeks of 6/20-26 and 6/27-7/3...hit a combined .556 (25-for-45) with 10 homers, 28 RBI over the 12-game span, including a stretch of five consecutive games with a home run from 6/21-26 and an El Paso record-eight RBI in a two-home run performance on 7/10 at Salt Lake.
- Hit .316 (12-for-38) in the PCL playoffs this season during El Paso's championship run with three doubles, two homers, six runs and five RBI.
- Named to the PCL Post-Season All-Star team.

**2015: Made his MLB debut in 2015, playing in 56 games for SD, including 41 starts behind the plate.**

- Began the year with El Paso (AAA), playing in 21 games having his contract selected on 5/4 for his first career call-up, after hitting .324 in 21 games for the Chihuahuas...spent the remainder of the season with the big league club.
- His .324 average with El Paso at the time of his call-up ranked fourth-best among catchers in the Pacific Coast League, while his .914 OPS for El Paso ranked third-best among PCL catchers.
- Made his MLB debut the day of his call-up on 5/4 with a pinch-hit appearance at SF.
- In his second career game on 5/6 at SF, made his first career start behind the plate with Ian Kennedy pitching, and collected his ML hit while catching all nine innings of SD's 9-1 victory.
- Hit his first ML home run on 6/16 vs. OAK in the SD's 6-5 loss...at 22 years, 302 days old, was the fourth-youngest catcher in Padres history to hit a home run.
- While behind the plate tossed out 15 of 48 attempted base stealers (31.3%).
- Padres pitchers pitched to a 3.85 ERA (150 ER, 350.2 IP) with him behind the plate, the third-best catcher ERA among rookie catchers in the majors in 2015 (minimum 300 innings caught) and third-best ever by a Padres rookie catcher (minimum 300 innings caught).
- Of his 41 starts behind the plate, the majority came with Tyson Ross on the mound, with 17 starts with Ross.
- With runners in scoring position he hit .259 (7-for-27) for SD.
- Rated by *Baseball America* as the No. 4 prospect in the Padres organization heading into the season.
- Rated by MLB.com as the fourth-best catching prospect in all of baseball heading into the season.
- Following the season, played in 21 games for Leones del Escogido in the Dominican Winter League, hitting .236 (17-for-72) with three home runs and five RBI.



# PLAYERS

## 2014: Spent the entire season with San Antonio (AA), playing in a minor league career-high 113 games.

- Enjoyed his best month in May, hitting .286 (26-for-91) with 10 doubles, three home runs and 14 RBI in 25 games.
- Started 104 games behind the plate, posting a .985 fielding percentage (15 errors in 1,005 total chances).
- Tossed out 50 of 131 attempted base stealers (38.2 %).

## 2013: Split his season between Lake Elsinore (A) and San Antonio (AA), spending the majority of the year with the Storm.

- Began the season with Lake Elsinore, playing in 66 games with the Storm before being promoted to San Antonio on 8/1.
- Selected to the roster of the US Team in the SiriusXM All-Star Futures Game at Citi Field in New York, NY.
- Won the 2013 Captain's Catcher's Award, honoring the most outstanding catcher in the minors.
- Played for Peoria in the Arizona Fall League following the season and was a Fall Stars Game selection.
- Entered 2014 as the No. 24 prospect in baseball according to MLB.com.

## 2012: Spent his first full professional season with Fort Wayne (A), hitting .279 (94-for-337) with 28 doubles, 10 home runs and 56 RBI in 96 games for the TinCaps.

- Honored as a Midwest League Mid-Season and Post-Season All-Star.
- Hit .286 (8-for-28) over his first nine games before landing on the seven-day DL on 4/18...reinstated from the DL on 4/26 and hit .278 (86-for-309) throughout the rest of the season.
- Led all Midwest League catchers in doubles (28) and RBI (56) and ranked fourth in home runs (10).
- Posted a .986 fielding percentage in 94 games (93 starts) at catcher...committed 12 errors in 863 total chances...tossed out 47 of 149 attempted base stealers (31.5%).
- Named the No. 7 prospect in the Midwest League by *Baseball America* following the season.
- Named the No. 6 prospect as well as the best defensive catcher in the Padres organization by *Baseball America* prior to the start of the season.

## 2011: In his first professional season, played in just nine games between the AZL Padres (R) and Eugene (A) after signing as a second-round selection in the First-Year Player Draft.

- Began his professional career with the AZL Padres, hitting .313 (5-for-16) with a home run and four RBI in five games.
- Played in just four games with Eugene to end the year.
- Named the best defensive catcher in the Padres organization by *Baseball America* following the season.

### PERSONAL

Austin Charles Hedges...is the son of Charlie and Pam...singed a letter of intent to play at UCLA before signing with the Padres as a second-round selection in the 2011 First-Year Player Draft...graduated from Junipero Serra High School (CA)...rated as the second-best catching prospect and 12th-best position player prospect in the 2011 Draft Class by *Baseball America*...his favorite restaurant in San Diego is Juniper & Ivy...his favorite musical artist is Kygo and his favorite TV show is *How I Met Your Mother*...his all-time favorite baseball player is Pudge Rodriguez...roots for the New England Patriots...signed by Padres scout Josh Emmerick.

### AUSTIN HEDGES' CAREER BATTING RECORD

YR	CLUB	AVG	G	AB	R	H	2B	3B	HR	RBI	SH	SF	HP	BB	SO	SB	CS	OBP	SLG	E
2011	AZL Padres (R)	.313	5	16	3	5	0	0	1	4	0	0	1	5	1	1	0	.500	.500	2
	Eugene (A)	.100	4	10	0	1	1	0	0	0	0	0	0	2	3	0	0	.250	.200	0
2012	Fort Wayne (A)	.279	96	337	44	94	28	0	10	56	2	4	7	23	62	14	9	.334	.451	12
2013	Lake Elsinore (A)	.270	66	233	34	63	22	1	4	30	1	4	6	22	45	5	4	.343	.425	11
	San Antonio (AA)	.224	20	67	4	15	3	0	0	8	1	0	1	6	9	3	1	.297	.269	3
2014	San Antonio (AA)	.225	113	427	31	96	19	2	6	44	2	2	3	23	89	1	3	.268	.321	15
2015	El Paso (AAA)	.324	21	71	12	23	8	0	2	15	0	0	0	8	8	1	0	.392	.521	2
	SAN DIEGO	.168	56	137	13	23	2	0	3	11	3	3	1	8	38	0	0	.215	.248	4
2016	El Paso (AAA)	.326	82	313	55	102	20	1	21	82	0	5	3	13	51	1	1	.353	.597	6
	SAN DIEGO	.125	8	24	2	3	1	0	0	1	0	1	1	0	7	0	1	.154	.167	1
2017	SAN DIEGO	.214	120	387	36	83	17	0	18	55	1	3	3	23	122	4	1	.262	.398	10
	AZL Padres (R)@	.000	1	3	0	0	0	0	0	0	0	0	0	0	2	0	0	.000	.000	0
	Major League Totals	.199	184	548	51	109	20	0	21	67	4	7	5	31	167	4	2	.245	.350	15
	Minor League Totals	.270	408	1477	183	399	101	4	44	239	6	15	21	102	270	26	18	.323	.433	51

\*Led league +Tied for league lead @Rehab assignment

### CAREER FIELDING

POSITION	PCT.	G	PO	A	E	TC	DP
Catcher	.990	169	1334	84	15	1433	12

### SINGLE-GAME HIGHS

HITTING STREAK .....Six games, May 11-16, 2017  
 HITS .....3, twice, last: September 23, 2017 vs. Colorado  
 DOUBLES .....1, 20 times, last: September 30, 2017 at San Francisco  
 RBI .....4, May 30, 2017 vs. Chicago (NL)  
 RUNS SCORED .....2, five times, last: July 7, 2017 at Philadelphia  
 WALKS .....2, twice, last: September 8, 2017 at Arizona  
 STRIKEOUTS .....3, seven times, last: July 30, 2017 vs. Pittsburgh  
 CAREER WALK-OFF HITS .....None

### HOME RUNS

CAREER MULTI-HOMER GAMES (1) .....July 7, 2017 at Philadelphia (both off Nick Pivetta)  
 CAREER GRAND SLAMS .....None  
 CAREER PINCH-HIT .....None  
 CAREER WALK-OFF .....None  
 CAREER LEAD-OFF .....None

### CAREER TRANSACTIONS

2011 .....Signed by the San Diego Padres as a second-round selection in the First-Year Player Draft.

@TheRealHos305

30

HOSMER



## ERIC HOSMER

INFIELDER

BATS/THROWS: L/L

OPENING DAY AGE: 28

BORN: October 24, 1989 in South Miami, FL

RESIDENCE: Cooper City, FL

ACQUIRED: Signed by San Diego as a Major League free agent: February 19, 2018

CONTRACT STATUS: Signed through 2025 (opt-out clause after 2022)

HEIGHT/WEIGHT: 6-4/225

SERVICE TIME: 6.146

## CAREER

**2017: Played in all 162 games (160 starts) for KC, setting career highs in hits (192), average (.318), on-base percentage (.385), slugging (.498), OPS (.882), total bases (300), walks (66) and WAR (4.0), while tying career highs in home runs (25), runs (98) and fielding percentage (.997)**

- Made 160 starts, including 155 at first base and five as the designated hitter...he was one of five players in the Majors in 2017 to play in 162 games, joining KC's Alcides Escobar, CIN's Joey Votto, TEX's Rougned Odor and PHI's Freddy Galvis...he is only the sixth Royal to play ever play in all 162 games.
- Finished among the American League leaders in hits (second), average (tied for third), on-base percentage (fourth) and multi-hit games (53, tied for fourth).
- The only players in MLB in 2017 to match his combination of home runs (25), RBI (94) and average (.318) were COL's Charlie Blackmon and Joey Votto.
- Ranked second in the Majors with a .335 average (137-for-409) vs. RHP, trailing only Jose Altuve (.344).
- Ranked third in the AL with a .326 road average (102-for-313).
- Hit 16 of his 25 home runs at home, setting the single-season home run record at Kauffman Stadium by a left-handed batter.
- Had 37 RBI in the seventh inning or later, second most in the AL behind only Justin Upton (38).
- Hit .185 (12-for-65) through his first 17 games, but hit .335/.400/.528 (180-for-145) from 4/23 through season's end.
- Recorded his 1,000th career hit on 5/31 vs. DET and finished the year with 1,132 for his career, ninth-most in Royals history and third among left-handed batters, trailing George Brett (3,154) and Alex Gordon (1,337).
- Had a 16-game hitting streak from 6/24-7/14, in which he hit .391/.435/.625 (25-for-64), matching the second-longest streak of his career.
- Homered in back-to-back games on 6/10-11 and 8/6-7, the 16th and 17th times in his career he's homered in consecutive games.
- Went a career-best 5-for-5 with five runs, six RBI and his first career grand slam on 7/26 at DET...he also stole a base...became one of three players since at least 1913 with five runs, five hits, six RBI and a steal in a game, joining Yoenis Cespedes (2015) and Reb Russell (1922).
- Hit his first career walk-off HR on 8/23 vs. COL, a three-run shot off former teammate Greg Holland.
- Reached safely in 21 consecutive games from 8/6-27, matching the second-longest streak of his career...hit .347/.449/.573 with five home runs and 17 RBI over the stretch.
- Had a hit in nine consecutive at-bats from the eighth inning on 9/8 through the second inning on 9/11...according to ELIAS, it matched Danny Valencia for the longest streak in the majors in 2017.
- Hit .786/.813/1.143 (11-for-14) vs. MIN from 9/7-10...his 11 hits were one shy of the club record in a four-game series, trailing George Brett vs. California in 1975.
- Ended the season with a 31-game on-base streak in Interleague play dating back to 6/22/16, the longest active streak in the Majors since MIN's Joe Mauer reached in 31 straight from 5/21/13-6/15/15.
- Named the Royals' Heart and Hustle Award winner by the Major League Baseball Players Alumni Association (MLBPAA) for the second straight season...the award honors active players who demonstrate a passion for the game and best embody the values, spirit and traditions of the game.
- Won a Gold Medal with Team USA in the World Baseball Classic in March, unanimously earning All-World Baseball Classic Team honors...batted .385/.500/.615 (10-for-26) and matched the team lead with 10 hits and tied for second in runs (six) and RBI (five)...hit a game-winning, two-run HR in the eighth inning in a 4-2 win over Venezuela in the second round at Petco Park.

## QUICK HITS

- Four-time Gold Glove award winner (2013-15, 2017)

- Silver Slugger Award (2017)

- 2016 All-Star Game Most Valuable Player at Petco Park.

- Won a Gold Medal with Team USA in the 2017 World Baseball classic and was named to the All-WBC team.

- MLB Debut: May 6, 2011 vs. Oakland.

- First MLB Hit: May 7, 2011 vs. Oakland (single off Brandon McCarthy)

- First MLB Home Run: May 11, 2011 at New York (AL) (solo off A.J. Burnett)

**2016: Played in 158 games for KC, matching his 2015 total...named the Most Valuable Player of the All-Star Game in San Diego at Petco Park.**

- Hit a career-high-tying 25 home runs...his 104 RBI were the most by a Royals left-handed hitter since George Brett (112) in 1985.
- Collected 34 go-ahead RBI, tying for second in the majors and trailing only Albert Pujols (35).
- Enjoyed a career-best 18-game hitting streak from 4/10-29, batting .366 (26-for-71).
- Reached base safely in 30 straight games from 9/27/15-4/29/16.
- Recorded an RBI in six straight games (14 total) from 5/25-31...also had a seven-game RBI streak (8 total) from 8/15-21.
- Recorded his fourth career multi-homer game on 6/10 at CWS, taking LHP Chris Sale deep twice...became the first left-handed hitter to homer off Sale since 2012, snapping a 518 homerless at-bat streak vs. lefties.
- Homered in back-to-back games four times: 5/8-9, 5/17-18, 8/16-17 and 9/10-11.
- In the 2016 All-Star Game at Petco Park, hit a second-inning home run and had an RBI single in the third, becoming the second Royal to earn All-Star Game MVP honors, joining Bo Jackson.





# PLAYERS

## 2016 continued...

- Recorded 23 RBI in 19 games vs. the White Sox...among AL players, only Robinson Cano (25 RBI vs. Houston) and Khris Davis (24 RBI vs. Texas) had more RBI against a single opponent.
- Named the Royals' Heart and Hustle Award winner by the MLBPA.

## 2015: Crowned a World Series champion with KC, their second WS title and first since 1985...earned a Rawlings Gold Glove for the third time in as many seasons, becoming the first AL first baseman to win three straight since Rafael Palmeiro (1997-99).

- Tied for the AL lead among first basemen with a .997 fielding percentage.
- Tied for eighth in the AL in runs scored (98) and finished tied for 12th in RBI (93).
- Recorded an RBI in 10 straight games from 8/7-16, the longest such streak in MLB in 2015...his 22 RBI during the month of August tied for fifth in the AL.
- Tied with teammate Lorenzo Cain for fourth in the league with 67 two-out hits...he also ranked second in the AL in runs scored with two outs (46), trailing only TOR's Jose Bautista (47).
- Recorded 21 RBI vs. CLE, tying for second-most by any one player against an opponent in 2015, trailing only COL's Nolan Arenado's 24 RBI vs. SF.
- His 17 RBI in 16 postseason games set a KC record and were four RBI shy of the MLB record, set by STL's David Freese (21) in 2011.
- Had at least one RBI in 11 of his last 13 postseason games, including six straight from Game 4 of the ALDS to Game 4 of the ALCS.
- Had three game-winning RBI during the postseason run, a go-ahead single in the eighth inning of Game 6 of the ALCS vs. TOR...plated the winning run in the 14th inning in Game 1 of the World Series vs. NYM, collecting a sac fly...broke up a 1-1 tie with an RBI single in the bottom of the fifth inning in Game 2 of the World Series in KC's eventual 7-1 win.
- Scored the tying run in the ninth inning of Game 5 of the World Series, coming in from third on a Salvador Perez ground out.

## 2014: Earned his second consecutive Gold Glove Award, becoming the first AL first baseman to earn the honors in back-to-back seasons since Mark Teixeira (2009-10)... advanced to the World Series vs. SF, eventually falling one game shy of the WS title

- Began the season hitting .246 (83-for-338) from 3/31-6/30...hit .321 (53-for-165) with 14 doubles, a triple, five homers and 23 RBI after 7/1.
- Recorded his 40th career stolen base on 6/18 at DET to become the Royals' all-time leader in steals by a first baseman, passing George Brett (39).
- Suffered a hairline fracture in his right hand and missed 29 games, being placed on the disabled list on 8/2...batted .290 (27-for-93) with a .495 slugging percentage after he returned from the DL.
- Hit .351 (20-for-57) with three doubles, a triple, two homers and 12 RBI...his RBI total set a KC postseason record, which he topped with 17 RBI during the 2015 postseason.
- Recorded three hits in three different postseason games...his six multi-hit games during the postseason tied for third-most with Alcides Escobar and Hunter Pence in 2014.
- Scored the tying run in the 12th inning of the 2014 Wild Card Game after reaching on a one-out triple.
- Hit the go-ahead home run in the 11th inning in Game 2 of the ALDS at LAA.

## 2013: Earned his first Gold Glove and hit .302 on the season with 34 doubles, 17 homers and 79 RBI in 159 games.

- Finished first in the AL in multi-hit games (60)...ranked seventh in MLB in hits (188) and ninth in batting average (.302).
- Hit .317 with 30 doubles, 16 homers and 68 RBI from 5/19 through the end of the season...his hit total (156) after 5/19 was the highest in MLB.
- Became first Royal since 1998 (Dean Palmer) to homer in both games of a doubleheader on 8/16 at DET.

## 2012: Hit .232 in his second full year in the big leagues with 22 doubles, 14 homers and 60 RBI.

- Recorded a career-high 16 stolen bases, which tied Jeff King (1997) for most by a KC first basemen.

## 2011: Opened the season in Omaha (AAA) and was leading all minor league players in average (.439) and on-base percentage (.525) when his contract was selected on 5/6...spent the remainder of the season in KC and finished third in the AL Rookie of the Year voting (38 points).

- Led all qualified MLB rookies (min. 3.1 PA/game) in batting average (.293), go-ahead RBI (26) and game-winning RBI (13)...led AL rookies in hits (153), runs (66) and multi-hit games (42) while ranking second in RBI (78), doubles (27), total bases (243) and extra-base hits (49) and third in home runs (19) and walks (34).
- Named the AL Rookie of the Month twice (July, September)...in July, led all rookies with 34 hits and 12 doubles...in September, hit .349 with five homers and 19 RBI.
- Entered 2011 rated as the top prospect in the Royals' system and the "Best Hitter for Average" according to *Baseball America*...ranked by ESPN.com as the fifth-best prospect in all of baseball and eighth by MLB.com.

## 2010: Started at first base for the U.S. at the XM All-Star Futures Game in Anaheim on 7/11 and went 4-for-5 with two RBI and two runs scored.

- One of a record six Royals farmhands to represent Team USA at the 2010 Pan American Games Qualifying Tournament...hit .389 with two doubles, two triples, one home run and seven RBI as Team USA finished tied for third and qualified for the 2011 Pan Am Games as well as the 2011 World Cup.
- Split the season between Wilmington (A) and Northwest Arkansas (AA), hitting a combined .338 with 43 doubles, nine triples, 20 home runs, 86 RBI and 87 runs scored in 137 games.
- Named an MiLB.com Organization All-Star for KC and earned Mid-Season and Post-Season Carolina League All-Star honors...also named a *Baseball America* Minor League All-Star.
- Played in the Arizona Fall League following the season and was named to the Rising Stars and All-Prospect Team.

## 2009: Split the season between Burlington (A) and Wilmington (A), hitting .241 (91-for-377) with 19 doubles, four triples, six home runs and 59 RBI and 40 runs scored in 106 games.

## 2008: Made his professional debut with Idaho Falls (R) and hit .364 (4-for-11) with two doubles, two RBI and two runs scored in three games.

- Rated as the "Best Hitter for Average" in the Royals' system by *Baseball America* entering the 2009 season.

## PERSONAL

Eric John Hosmer...is the son of Mike and Ileana...has one brother, Michael...hosted Step Up to the Plate with Eric Hosmer in 2013 and 2014 to help recruit "biggs" for Big Brothers, Big Sisters...graduated from American Heritage High School (FL), batting .470 with 11 home runs, 27 RBI, 49 runs and 14 stolen bases as a senior to earn Player of the Year honors from the *South Florida Sun-Sentinel*...played in the Aflac All-American High School Baseball Classic in 2007...prior to the 2008 draft, was rated as the high school player with the best power and the prep talent that is closest to the Majors by *Baseball America*...his favorite TV show is *Entourage* and favorite movie is *Ocean's Eleven*...his all-time favorite baseball player is Ken Griffey Jr. and he roots for the New York Giants.

## ERIC HOSMER'S CAREER BATTING RECORD

YR	CLUB	AVG	G	AB	R	H	2B	3B	HR	RBI	SH	SF	HP	BB	SO	SB	CS	OBP	SLG	E
2008	Idaho Falls (R)	.364	3	11	2	4	2	0	0	2	0	0	1	3	2	0	0	.533	.545	0
2009	Burlington (A)	.254	79	280	31	71	17	2	5	49	0	3	0	44	68	3	2	.352	.382	4
	Wilmington (A)	.206	27	97	9	20	2	2	1	10	0	0	1	9	22	0	0	.280	.299	1
2010	Wilmington (A)	.354*	87	325	48	115	29	6	7	51	0	4	2	44	39	11	1	.429*	.545	8
	Northwest Arkansas (AA)	.313	50	195	39	61	14	3	13	35	0	0	1	15	27	3	1	.365	.615	2
2011	Omaha (AAA)	.439	26	98	21	43	5	0	3	15	0	1	0	19	16	3	0	.525	.582	3
	KANSAS CITY	.293	128	523	66	153	27	3	19	78	0	5	1	34	82	11	5	.334	.465	8
2012	KANSAS CITY	.232	152	535	65	124	22	2	14	60	0	5	2	56	95	16	1	.304	.359	10
2013	KANSAS CITY	.302	159	623	86	188	34	3	17	79	1	4	1	51	100	11	4	.353	.448	8
2014	KANSAS CITY	.270	131	503	54	136	35	1	9	58	0	6	3	35	93	4	2	.318	.398	10
	Omaha (AAA)@	.300	2	10	2	3	0	0	1	3	0	0	0	1	3	0	0	.364	.600	0
2015	KANSAS CITY	.297	158	599	98	178	33	5	18	93	1	3	3	61	108	7	3	.363	.459	4
2016	KANSAS CITY	.266	158	605	80	161	24	1	25	104	0	4	1	57	132	5	3	.328	.433	6
2017	KANSAS CITY	.318	*162	603	98	192	31	1	25	94	0	2	0	66	104	6	1	.385	.498	4
	Minor League Totals	.312	274	1016	152	317	69	13	30	165	0	8	5	135	177	20	4	.393	.494	18
	Major League Totals	.284	1048	3991	547	1132	206	16	127	566	2	29	11	360	714	60	19	.342	.439	50

\*Led league +Tied for league lead @Rehab assignment

## ALL-STAR

YR	CLUB	AVG	G	AB	R	H	2B	3B	HR	RBI	SH	SF	HP	BB	SO	SB	CS	OBP	SLG	E
2016	NL vs. AL (at SD)	.667	1	3	1	2	0	0	1	2	0	0	0	0	0	0	0	.667	1.667	0

## WILD CARD

YR	CLUB	AVG	G	AB	R	H	2B	3B	HR	RBI	SH	SF	HP	BB	SO	SB	CS	OBP	SLG	E
2014	KC vs. OAK	.750	1	4	2	3	0	1	0	1	0	0	0	0	2	0	0	1	.833	1.250

## DIVISION SERIES

YR	CLUB	AVG	G	AB	R	H	2B	3B	HR	RBI	SH	SF	HP	BB	SO	SB	CS	OBP	SLG	E
2014	KC vs. LAA	.400	3	10	3	4	1	0	2	4	0	0	0	3	4	0	0	.538	1.100	
2015	KC vs. HOU	.190	5	21	3	4	0	0	1	5	0	0	0	0	4	0	0	.190	.333	
	Division Series Totals	.258	8	31	6	8	1	0	3	9	0	0	0	3	8	0	0	.324	.581	

## CHAMPIONSHIP SERIES

YR	CLUB	AVG	G	AB	R	H	2B	3B	HR	RBI	SH	SF	HP	BB	SO	SB	CS	OBP	SLG	E
2014	KC vs. BAL	.400	4	15	0	6	0	0	0	3	0	0	0	2	4	0	0	.471	.400	
2015	KC vs. TOR	.250	6	24	4	6	1	0	0	6	0	1	0	1	6	0	0	.269	.292	
	Championship Series Totals	.308	10	39	4	12	1	0	0	9	0	1	0	3	10	0	0	.349	.333	

## WORLD SERIES

YR	CLUB	AVG	G	AB	R	H	2B	3B	HR	RBI	SH	SF	HP	BB	SO	SB	CS	OBP	SLG	E
2014	KC vs. SF	.250	7	28	3	7	2	0	0	4	0	0	0	2	8	0	0	.300	.321	
2015	KC vs. NYM	.190	5	21	3	4	1	0	0	6	0	2	0	2	7	1	0	.240	.238	
	World Series Totals	.224	12	49	6	11	3	0	0	10	0	2	0	4	15	1	0	.273	.286	

## CAREER FIELDING

POSITION	PCT.	G	PO	A	E	TC	DP
First Base	.995	1028	8263	641	49	8953	799
Right Field	.667	5	1	1	1	3	0
<b>Career Total</b>	<b>.994</b>	<b>1333</b>	<b>8264</b>	<b>642</b>	<b>50</b>	<b>8956</b>	<b>799</b>

## SINGLE-GAME HIGHS

HITTING STREAK.....18 games, April 10-29, 2016  
 HITS .....5, twice, last: July 26, 2017 at Detroit  
 DOUBLES .....2, 13 times, last: September 10, 2017 vs. Minnesota  
 RBI.....6, July 26, 2017 at Detroit  
 RUNS SCORED .....5, July 26, 2017 at Detroit  
 WALKS .....3, nine times, last: May 7, 2017 vs. Cleveland  
 STRIKEOUTS.....4, twice, last: June 4, 2012 vs. St. Louis  
 CAREER WALK-OFF HITS .....8, last: August 19, 2016 vs. Minnesota

## HOME RUNS

CAREER MULTI-HOMER GAMES (4).....last: June 10, 2016 at Chicago-AL (both off Chris Sale)  
 CAREER GRAND SLAMS (1).....July 26, 2017 at Detroit (Warwick Saupold)  
 CAREER PINCH-HIT .....None  
 CAREER WALK-OFF (1).....August 23, 2017 vs. Colorado (Greg Holland)  
 CAREER LEAD-OFF .....None

## CAREER TRANSACTIONS

2008.....Signed by the Kansas City Royals as a first-round selection (third overall) in the First-Year Player Draft.  
 2018.....Signed by the San Diego Padres as a Major League free agent, February 19.



@FreddyJ\_6

## TRAVIS JANKOWSKI

# 16

OUTFIELDER



BATS/THROWS: L/R

HEIGHT/WEIGHT: 6-2/190

OPENING DAY AGE: 26

SERVICE TIME: 2.014

BORN: June 15, 1991 in Lancaster, PA

RESIDENCE: Lancaster, PA

ACQUIRED: Signed as a supplemental-round selection (44th overall) in the 2012 First-Year Player Draft

### CAREER

**2017: Split the season between SD and El Paso (AAA) while also making a five-game rehab assignment with the AZL Padres (R)... missed 87 games with a right foot bone bruise.**

- Made his second consecutive Opening Day roster and played 27 games with the Padres, making 22 total starts with 17 in left field, three in center field and two in right field.
- Hit .187 (14-for-75) with two doubles, one RBI, 10 runs and four stolen bases in his 27 games with SD.
- Placed on the 10-day DL on 4/23, transferred to the 60-day DL on 6/6 and was officially reinstated from the 60-day DL on 8/4.
- Hit .278 (5-for-18) in five rehab assignment games for the AZL Padres and then .266 (37-for-139) in 35 games for El Paso before being recalled by the Padres on 9/18.
- Stole eight of nine attempted bases while with the Chihuahuas and had multi-hit efforts in five of the team's last seven regular season games, hitting .400 (14-for-35) over the stretch.

### QUICK HITS

- **His 30 stolen bases in 2016 ranked tied for 10th in MLB, eighth in the NL and second among all rookies...they were also the fifth-most ever by a Padre in their rookie season.**
- **First MLB Hit:** August 21, 2015 vs. St. Louis, single off of John Lackey (Major League debut)
- **First MLB Home Run:** September 13, 2015 at San Francisco, solo off of Mike Leake

**2016: Made his first career Opening Day roster and played in 131 games, making 82 total starts with 77 in center field, three in left field and two in right field.**

- His 30 stolen bases ranked tied for 10th in the majors, eighth in the NL and second among all rookies, the fifth-most ever by a Padre in their rookie season.
- Also ranked tied for second in walks (42) and tied for seventh in runs scored (53) among all ML rookies.
- Reached base safely (via hit, walk or HBP) in 24 straight games from 7/31-8/26, the longest by a Padre in 2016 and the second-longest by a NL rookie, behind only a 26-game hit streak for STL's Aledmys Diaz...hit .315 (29-for-92) with 19 runs scored, 11 walks and 11 stolen bases over that span.
- Became just the fourth Padres player to ever post a streak of reaching base safely in 24-or-more straight games during their rookie season and first to do so since Roberto Alomar had a 25-game streak in 1988...only others to do so were Benito Santiago (34 in 1987) and Gene Richards (28 in 1977).
- When leading off an inning, he hit .306 (41-for-134) with 19 walks and an .773 OPS (.392 OBP, .381 SLG)...his .392 OBP when leading off an inning ranked 24th-best among qualifying ML hitters, 16th in the NL and third among all ML rookies.
- Hit .275 (69-for-251) against right-handed pitching compared to a .155 (13-for-84) average against lefties.
- In games in which he stole a base this season the Padres were 19-7 (.731).
- Hit .308 (32-for-104) with five doubles, one home run, three RBI, 11 walks and 18 runs scored over 27 games in August.
- Entered the 2016 campaign rated as the No. 6 prospect in the Padres organization by *Baseball America*.

**2015: Made his MLB debut for the Padres, playing in 34 games total for SD and splitting the rest of the season between San Antonio (AA) and El Paso (AAA).**

- Began the year with San Antonio, hitting .316 (89-282) with 23 stolen bases and 50 runs scored in 73 games for the Missions.
- Named a Texas League Mid-Season All-Star, starting the game for the Texas League South team batting leadoff in center field...went 2-for-4 with an RBI and a run scored in the game on June 30.
- After the Texas League All-Star game, missed time with San Antonio from 7/1-21 while playing for Team USA in the Pan-Am games in Toronto, hitting .385 (15-for-39) for Silver-Medal Winning Team USA, the second-best average for USA behind Tyler Pastornicky (.419).
- After returning from the Pan-Am games played in one game for San Antonio on 7/21 before being promoted to El Paso on 7/22, hitting .392 (38-97) with nine stolen bases and 19 runs scored in 24 games for the Chihuahuas.
- Had his contract selected by SD on 8/19 for his first career ML call-up, spending the remainder of the season with the big league club
- Made his MLB debut for the Padres on 8/21 with a start vs. STL at Petco Park, batting ninth in center field...went 2-for-4 with an RBI and run scored.
- With two hits in his first two plate appearances in his debut, became the third Padre to have two hits in his first two PA in his first game and first since Wiki Gonzalez on 8/14/99 (also: John Sipin on 5/24/69).
- Over his first three career games from 8/21-23, went 5-for-9, the first Padre to have five hits in his first three career games since Donaldo Mendez in 2001.
- Started 27 games total for SD, with 21 in center field and six in right field.
- With runners in scoring position for SD, hit .304 (7-for-23), including .364 (4-for-11) with RISP and two outs.
- Hit his first career home run on 9/13 at SF with a solo home run off of Mike Leake.

**2014: Played in just 46 games on the season, missing time while on the DL.**

- Began the season with San Antonio (AA), hitting .254 over 16 games before landing on the seven-day DL on 4/24... reinstated from the DL on 7/31 after a rehab assignment before being placed back on the seven-day DL on 8/28, missing the remainder of the season.

**2013: Spent the entire season with Lake Elsinore (A), hitting .286 (141-for-493) with 19 doubles, six triples, one home run, 38 RBI, 89 runs scored and 61 stolen bases in 122 games played.**

- His 71 stolen bases led the California League and finished fourth-most overall in minor league baseball...were the ninth-most in Padres minor league history.
- Named a California League Post-Season All-Star as well as a MiLB.com Organization All-Star for SD.

**2012: Made his professional debut by hitting .280 (69-for-246) over 61 games with 59 for Fort Wayne (A) and two for the AZL Padres (R)**

- Selected by the Padres with the 44th-overall selection in the First-Year Player Draft while still playing for Stony Brook in the College World Series, advancing to the Baton Rouge Super Regional where the club fell short to Louisiana State University.

## PERSONAL

Travis Paul Jankowski...is the son of Paul and Kelly...has one brother, Tyler, who serves in the US Navy, and one sister, Mandy...got married in October 2017 to Lindsey...graduated from Lancaster Catholic High School (PA) where he was a two-time All State selection...led Lancaster to District 3 Double-A Championship, hitting .471 with 20 RBI and 25 runs scored as a senior with 24 stolen bases...also played four years of varsity football as wide receiver...attended Stony Brook University (NY)...named ABCA/Rawlings National Co-Player of the Year...was Stony Brook's first ever first-round selection...selected as a Louisville Slugger second team All-American by *Collegiate Baseball*, leading the nation in hits, runs scored and triples and ranking in the top 10 in the country in batting average and stolen bases in 2012...set school record for hits, runs scored, triples and stolen bases in a season...set school Division I record for batting average in a season and had highest batting average at Stony Brook since 1991...his all-time favorite baseball player is Ken Griffey Jr...favorite movie is *The Hangover*...signed by Padres' scout Jim Bretz.

## TRAVIS JANKOWSKI'S CAREER BATTING RECORD

YR	CLUB	AVG	G	AB	R	H	2B	3B	HR	RBI	SH	SF	HP	BB	SO	SB	CS	OBP	SLG	E	
2012	AZL Padres (R)	.250	2	8	1	2	0	0	0	4	0	1	0	0	1	0	0	.222	.250	0	
	Fort Wayne (A)	.282	59	238	32	67	10	4	1	23	1	3	1	13	44	17	7	.318	.370	2	
2013	Lake Elsinore (A)	.286	122	493	89	141	19	6	1	38	3	4	2	54	96	71*	14	.356	.355	2	
2014	San Antonio (AA)	.240	29	100	14	24	4	1	0	10	1	2	1	8	14	10	2	.297	.300	2	
	AZL Padres (R)@	.429	4	14	5	6	1	0	0	3	0	0	1	1	2	1	0	.500	.500	0	
	Eugene (A)@	.182	8	33	6	6	0	0	0	1	0	0	0	3	5	4	0	.250	.182	0	
2015	Lake Elsinore (A)	.167	5	18	2	3	1	0	0	1	1	0	0	6	3	1	0	.375	.222	0	
	San Antonio (AA)	.316	73	282	50	89	11	5	1	13	2	0	1	36	40	23	8	.395	.401	1	
	El Paso (AAA)	.392	24	97	19	38	6	2	0	12	1	1	1	13	10	9	3	.464	.495	3	
	<b>SAN DIEGO</b>	<b>.211</b>	<b>34</b>	<b>90</b>	<b>9</b>	<b>19</b>	<b>2</b>	<b>2</b>	<b>2</b>	<b>12</b>	<b>2</b>	<b>0</b>	<b>0</b>	<b>4</b>	<b>24</b>	<b>2</b>	<b>1</b>	<b>.245</b>	<b>.344</b>	<b>1</b>	
2016	<b>SAN DIEGO</b>	<b>.245</b>	<b>131</b>	<b>335</b>	<b>53</b>	<b>82</b>	<b>13</b>	<b>2</b>	<b>2</b>	<b>12</b>	<b>3</b>	<b>0</b>	<b>2</b>	<b>42</b>	<b>100</b>	<b>30</b>	<b>12</b>	<b>.332</b>	<b>.313</b>	<b>1</b>	
2017	<b>SAN DIEGO</b>	<b>.187</b>	<b>27</b>	<b>75</b>	<b>10</b>	<b>14</b>	<b>2</b>	<b>0</b>	<b>0</b>	<b>1</b>	<b>2</b>	<b>0</b>	<b>1</b>	<b>9</b>	<b>28</b>	<b>4</b>	<b>0</b>	<b>.282</b>	<b>.213</b>	<b>0</b>	
	El Paso (AAA)	.266	35	139	20	37	5	1	0	11	0	0	0	18	28	8	1	.333	.364	1	
	AZL Padres (R)@	.286	2	7	3	2	1	0	0	0	0	0	1	2	1	1	0	.500	.429	0	
	AZL Padres 2 (R)@	.273	3	11	2	3	1	0	0	2	0	0	1	0	4	0	1	.333	.364	1	
<b>Major League Totals</b>			<b>.230</b>	<b>192</b>	<b>500</b>	<b>72</b>	<b>115</b>	<b>17</b>	<b>4</b>	<b>4</b>	<b>25</b>	<b>7</b>	<b>0</b>	<b>3</b>	<b>55</b>	<b>152</b>	<b>36</b>	<b>13</b>	<b>.310</b>	<b>.304</b>	<b>2</b>
<b>Minor League Totals</b>			<b>.290</b>	<b>366</b>	<b>1440</b>	<b>243</b>	<b>418</b>	<b>59</b>	<b>19</b>	<b>3</b>	<b>118</b>	<b>9</b>	<b>11</b>	<b>9</b>	<b>154</b>	<b>247</b>	<b>146</b>	<b>37</b>	<b>.360</b>	<b>.364</b>	<b>12</b>

\*Led league +Tied for league lead @Rehab assignment

## CAREER FIELDING

POSITION	PCT.	G	PO	A	E	TC	DP
Outfield	.994	170	310	1	2	313	0
Center Field	.996	114	235	0	1	236	0
Right Field	1.000	36	37	1	0	38	0
Left Field	.974	28	38	0	1	39	0

## SINGLE-GAME HIGHS

HITTING STREAK.....Nine games, July 31-August 10, 2016  
 HITS .....4, August 18, 2016 vs. Arizona  
 DOUBLES .....2, September 16, 2016 at Colorado  
 RBI.....3, October 4, 2015 at Los Angeles (NL)  
 RUNS SCORED.....4, August 6, 2016 vs. Philadelphia  
 WALKS.....2, nine times, last: April 14, 2017 at Atlanta  
 STRIKEOUTS.....3, four times, last: April 21, 2017 vs. Miami  
 CAREER WALK-OFF HITS.....None

## HOME RUNS

CAREER MULTI-HOME RUN GAMES.....None  
 CAREER GRAND SLAMS.....None  
 CAREER PINCH-HIT.....None  
 CAREER WALK-OFF.....None  
 CAREER LEAD-OFF.....None

## CAREER TRANSACTIONS

2012.....Signed by the San Diego Padres as a supplemental-round selection (44th overall) in the First-Year Player Draft.



# BRETT KENNEDY

RIGHT-HANDED PITCHER

@ALLDAY\_BK

73

BATS/THROWS: R/R

HEIGHT/WEIGHT: 6-1, 215

OPENING DAY AGE: 23

SERVICE TIME: 0.000

BORN: August 4, 1994 in Pomona, NJ

RESIDENCE: Pomona, NJ

ACQUIRED: Signed as an 11th-round selection in the 2015 First-Year Player Draft

## NON-ROSTER INVITEE

### CAREER

**2017: Spent the entire campaign with San Antonio (AA), earning a career-high 13 wins over 26 starts.**

- Named Texas League Pitcher of the Week for the week ending in 5/7 after tossing 13.0 shutout-innings in back-to-back starts, allowing just seven hits and two walks while earning the win in both appearances.
- Went 4-2 over six starts in May while pitching to a 2.14 ERA (8 ER, 33.2 IP) with 32 SO against six BB.
- Made one start during the Missions' postseason run, earning the win after pitching 5.1 IP of three-run ball on seven hits with four strikeouts.
- Was named a Texas League Post-Season All-Star.

### QUICK HIT

- Named a Texas League Post-Season All-Star for San Antonio in 2017.

**2016: Split the season between Fort Wayne (A) and Lake Elsinore (A), pitching to a combined 8-11 record and a 3.55 ERA (56 ER, 142.0 IP) with 147 SO against 51 BB.**

- Earned California League Pitcher of the Week for Lake Elsinore for the week ending in 7/17, earning the win in back-to-back starts after allowing just one earned run over 12.1 IP with 15 SO.
- His 3.80 ERA finished fifth among California League pitchers.
- Posted a 2-1 record with a 2.54 ERA (8 ER, 28.1 IP) in six starts for Fort Wayne before being promoted to Lake Elsinore.

**2015: Made his professional debut with Tri-City (A), pitching to a 2.70 ERA (9 ER, 30.0 IP) over 12 games (nine starts) while limiting hitters to a .173 batting average.**

- Pitched to a 1.08 ERA (2 ER, 16.2 IP) over six starts at home while holding opponents to a .132 clip.
- Made his first professional start on 7/7 at Salem-Keizer, allowing two earned runs on three hits over 2.2 IP with 3 strikeouts.

### PERSONAL

Brett Kennedy...is the son of Bernie and Cindy...has one brother, Chase, who played baseball at Haverford College... his two grandfathers served in the US Army and US Navy...attended Fordham University (NY) where he ranked second in strikeouts in Fordham history after three seasons and led the Atlantic 10 Conference in strikeouts (2015)... graduated from Atlantic City High School (NJ) and earned All-Cape Atlantic Honorable Mention as well as the "Mr. Baseball" award for the team...his favorite TV show is *Westworld* and his favorite movie is *Forrest Gump*...his all-time favorite baseball player is Roberto Clemente...roots for the Dallas Cowboys and Pittsburgh Penguins.

### BRETT KENNEDY'S CAREER PITCHING RECORD

YR	CLUB	W-L	ERA	G	GS	CG	SHO	SV	IP	H	R	ER	HR	HB	BB	SO	WP	BK	AVG
2015	Tri-City (A)	0-2	2.70	12	9	0	0	0	30.0	18	10	9	0	1	11	38	4	0	.173
2016	Fort Wayne (A)	2-1	2.54	6	6	0	0	0	28.1	29	11	8	2	0	7	38	1	0	.269
	Lake Elsinore (A)	6-10	3.80	22	22	0	0	0	113.2	114	57	48	9	3	44	109	17	0	.260
2017	San Antonio (AA)	13-7	3.70	26	26	0	0	0	141.0	133	62	58	16	7	38	134	7	0	.248
<b>Minor League Totals</b>		<b>21-20</b>	<b>3.54</b>	<b>66</b>	<b>63</b>	<b>0</b>	<b>0</b>	<b>0</b>	<b>313.0</b>	<b>294</b>	<b>140</b>	<b>123</b>	<b>27</b>	<b>11</b>	<b>100</b>	<b>319</b>	<b>29</b>	<b>0</b>	<b>.248</b>

\*Led league +Tied for league lead @Rehab assignment

### CAREER TRANSACTIONS

2015.....Signed by the San Diego Padres as an 11th-round selection in the First-Year Player Draft.





# DINELSON LAMET

RIGHT-HANDED PITCHER

# 64

LAMET

**BATS/THROWS:** R/R

**HEIGHT/WEIGHT:** 6-3/220

**OPENING DAY AGE:** 25

**SERVICE TIME:** 0.130

**BORN:** July 18, 1992 in Santiago, Dominican Republic

**RESIDENCE:** Santiago, Dominican Republic

**ACQUIRED:** Signed as an international free agent: June 10, 2014

## CAREER

**2017:** Split the season between El Paso (AAA) and SD, making his MLB debut on 5/25 at NYM.

- Became just the 18th rookie in Padres history to make at least 20 starts in a season...besides Luis Perdomo's 20 starts in 2016, the last Padre rookie to make 20-or-more starts was Justin Germano in 2007 when he took the ball 23 times.
- Allowed three earned runs or less in 15 of his 21 starts, posted 139 SO to just 54 BB and limited opposing hitters to a .210 (88-for-419) average.
- Averaged 10.94 SO/9 IP, the fourth-best mark by a rookie all-time (minimum 20 starts)...Kerry Wood posted a 12.58 mark in 1998, followed by Dwight Gooden (11.39 in 1984) and Hideo Nomo (11.10 in 1995).
- Among pitchers with at least 20 games started this season, Lamet's 10.94 SO/9 IP ratio ranked eighth in the majors and fourth in the NL, behind only ARI's Robbie Ray (12.11), WSH's Max Scherzer (12.02) and LAD's Rich Hill (11.01)...his .210 opponent batting average ranked ninth in the majors and fifth in the NL.
- Made his MLB debut on 5/25 at NYM at Citi Field, tossing 5.0 IP of one-run ball, allowing just three hits and striking out eight in the Padres' 4-3 victory...became only the second player in club history to earn the win and strike out at least eight in their MLB debut...LHP Bob Shirley earned the win and struck out 11 in his 8.2 IP on 4/10/77 at CIN (ELIAS).
- In his next start, he improved to 2-0 in his Petco Park debut on 5/30 vs. CHC, tossing 5.0 IP of two-run ball, allowing five hits and one walk while striking out eight in the Padres' 6-2 victory...per ELIAS, with his eight strikeouts, he became the first rookie since 2014 to fan eight batters in each of his first two MLB starts since NYY's Masahiro Tanaka in 2014...he was the 13th rookie to accomplish the feat in the modern era (1900-present).
- Struck out a career-high 12 batters in his start on 6/17 at MIL, the second-highest single-game total by a Padres rookie in franchise history, behind only Oliver Perez's 13 on 7/7/02 at COL...the 12 strikeouts matched the highest single-game total by any rookie this season (also: CIN's Amir Garrett on 4/19/17 vs. BAL).
- Earned the win in three consecutive starts from 7/23-8/6, posting a 1.96 ERA, 18 SO against six BB and a .172 opponent batting average...joined Jhoulys Chacin and Luis Perdomo as the only Padre hurlers to earn a win in three consecutive outings in 2017.
- Allowed three earned runs or less in 10 consecutive starts from 7/23-9/13, just the fifth Padres starter to allow three earned or less in at least 10 straight since 2015...over the stretch, he went 4-3 with a 2.44 ERA (16 ER, 59.0 IP) with 66 SO to 28 BB with a .185 opponent batting average.
- Limited right-handed hitters to a .155 (32-for-206) average while lefties hit .263 (56-for-213).
- Allowed 11 home runs in his first nine starts from 5/25 to 7/18 and seven over his final 12 starts from 7/23 to 9/26.

## QUICK HITS

- In 2017, averaged 10.94 strikeouts per nine innings, the fourth-best mark by a rookie-all time (minimum 20 starts).
- Struck out a career-high 12 batters on 6/17 at MIL, the second-highest single-game total by a Padres rookie in franchise history
- First MLB Win: May 25, 2017 at New York Mets (Major League Debut)

**2016:** Split the season between El Paso (AAA), San Antonio (AA) and Lake Elsinore (A), pitching to a combined 12-10 record with a 3.00 ERA (50 ER, 150.0 IP), 158 SO against 61 BB while limiting opposing hitters to a .229 average (125-for-551) in 28 games (all starts).

- Began the season with Lake Elsinore and earned California League Mid-Season All-Star honors...posted a 7-1 record with a 2.35 ERA (17 ER, 65.0 IP), in 12 starts for the Storm.
- Assigned to San Antonio on 6/6 and made 14 starts, posting a 5-7 record with a 3.39 ERA (28 ER, 74.1 IP) with 91 SO against 31 BB.
- Earned Texas League pitcher of the Week honors for 8/8-14...went 2-0 with a 0.00 ERA, striking out 16 batters while walking just one over 12.0 IP in a pair of 4-0 victories for the Missions.
- Assigned to El Paso on 8/24 and made two starts, going 0-2 with a 4.22 ERA (5 ER, 10.2 IP).
- Tossed 5.2 IP of relief in the postseason during the Chihuahua's Pacific Coast League title run, including 1.2 scoreless IP in the Triple-A Championship against Scranton/Wilkes-Barre of the New York Yankees.
- Named an MiLB.com Organization All-Star for SD.

**2015:** Appeared in 26 games (24 starts) for Fort Wayne (A), going 5-8 with a 2.99 ERA (35 ER, 105.1 IP) with 120 SO to 44 BB while limiting opposing hitters to a .214 (82-for-384) average.

**2014:** Made his professional debut with the DSL Padres (R), making two relief appearances of 2.0 innings, allowing one unearned run and striking out eight while walking none.



# PLAYERS

## PERSONAL

Dinelson (Hernandez) Lamet...his all-time favorite baseball player is Pedro Martinez...his favorite TV show is *Reimón y Miguel* and his favorite movie is *Acción y Chiste*...enjoys listening to Antony Santos...originally signed by Padres scouts Randy Smith, Felix Feliz, Emenegildo Diaz and Jose Salado.

### DINELSON LAMET'S CAREER PITCHING RECORD

YR	CLUB	W-L	ERA	G	GS	CG	SHO	SV	IP	H	R	ER	HR	HB	BB	SO	WP	BK	AVG
2014	DSL Padres (R)	0-0	0.00	2	0	0	0	0	4.0	2	1	0	0	0	0	8	0	0	.143
2015	Fort Wayne (A)	5-8	2.99	26	24	0	0	0	105.1	82	42	35	9	9	44	120	9	6	.214
2016	El Paso (AAA)	0-2	4.22	2	2	0	0	0	10.2	13	7	5	2	0	4	13	0	0	.302
	San Antonio (AA)	5-7	3.39	14	14	0	0	0	74.1	57	32	28	2	2	31	91	8	1	.207
	Lake Elsinore (A)	7-1	2.35	12	12	0	0	0	65.0	56	17	17	4	4	26	54	9	1	.241
2017	El Paso (AAA)	3-2	3.23	8	8	0	0	0	39	32	17	14	2	1	20	50	2	0	.222
	<b>SAN DIEGO</b>	<b>7-8</b>	<b>4.57</b>	<b>21</b>	<b>21</b>	<b>0</b>	<b>0</b>	<b>0</b>	<b>114.1</b>	<b>88</b>	<b>63</b>	<b>58</b>	<b>18</b>	<b>6</b>	<b>54</b>	<b>139</b>	<b>9</b>	<b>0</b>	<b>.210</b>
<b>Major League Totals</b>		<b>7-8</b>	<b>4.57</b>	<b>21</b>	<b>21</b>	<b>0</b>	<b>0</b>	<b>0</b>	<b>114.1</b>	<b>88</b>	<b>63</b>	<b>58</b>	<b>18</b>	<b>6</b>	<b>54</b>	<b>139</b>	<b>9</b>	<b>0</b>	<b>.210</b>
<b>Minor League Totals</b>		<b>20-20</b>	<b>2.99</b>	<b>64</b>	<b>60</b>	<b>0</b>	<b>0</b>	<b>0</b>	<b>298.1</b>	<b>242</b>	<b>116</b>	<b>99</b>	<b>19</b>	<b>16</b>	<b>125</b>	<b>336</b>	<b>28</b>	<b>8</b>	<b>.221</b>

\*Led league +Tied for league lead @Rehab assignment

### 2017 AND CAREER BATTING RECORD

YR	CLUB	AVG	G	AB	R	H	2B	3B	HR	RBI	SH	SF	HP	BB	SO	SB	CS	OBP	SLG
2017	<b>SAN DIEGO</b>	<b>.086</b>	<b>19</b>	<b>35</b>	<b>0</b>	<b>3</b>	<b>0</b>	<b>0</b>	<b>0</b>	<b>0</b>	<b>3</b>	<b>0</b>	<b>0</b>	<b>0</b>	<b>22</b>	<b>0</b>	<b>0</b>	<b>.086</b>	<b>.086</b>
<b>Major League Totals</b>		<b>.086</b>	<b>19</b>	<b>35</b>	<b>0</b>	<b>3</b>	<b>0</b>	<b>0</b>	<b>0</b>	<b>0</b>	<b>3</b>	<b>0</b>	<b>0</b>	<b>0</b>	<b>22</b>	<b>0</b>	<b>0</b>	<b>.086</b>	<b>.086</b>

### CAREER FIELDING

POSITION	PCT.	G	PO	A	E	TC	DP
Pitcher	.923	21	2	10	1	13	0

### SINGLE-GAME HIGHS

INNINGS PITCHED.....7.0 IP, twice, last: August 15, 2017 vs. Philadelphia  
 LOW-HIT COMPLETE GAME.....None  
 STRIKEOUTS.....12, June 17, 2017 at Milwaukee  
 MOST HITS ALLOWED.....8, July 23, 2017 at San Francisco  
 MOST RUNS ALLOWED.....9, June 6, 2017 at Arizona  
 MOST WALKS ALLOWED.....6, twice, last: September 26, 2017 at Los Angeles (NL)  
 MOST HOME RUNS ALLOWED.....3, twice, last: September 20, 2017 vs. Arizona  
 CAREER WINNING STREAK.....Three games, July 23 - August 5, 2017  
 CAREER 10-STRIKEOUT GAMES (2).....last: June 17, 2017 at Milwaukee  
 CAREER HOME RUNS HIT.....None

### CAREER TRANSACTIONS

2014.....Signed by the San Diego Padres as an international free agent, June 10

@e\_lauer10

80

LAUER



## ERIC LAUER

LEFT-HANDED PITCHER

BATS/THROWS: R/L

OPENING DAY AGE: 22

BORN: June 3, 1995 in Elyria, OH

RESIDENCE: Elyria, OH

ACQUIRED: Signed as a first-round selection (25th overall) in the 2016 First-Year Player Draft

HEIGHT/WEIGHT: 6-3, 227

SERVICE TIME: 0.000

## NON-ROSTER INVITEE

## CAREER

**2017: Split the season between Lake Elsinore (A) and San Antonio (AA), posting a combined 6-8 record and a 3.30 ERA (45 ER, 122.2 IP).**

- Named a California League Mid-Season All-Star for Lake Elsinore...prior to the All-Star game, he owned a 2.15 ERA (15 ER, 62.2 IP).
- Struck out a career-high 10 hitters on 6/20 vs. Rancho Cucamonga but was tagged with the loss in the Storm's 5-3 defeat.
- Promoted to San Antonio on 6/28 and made 10 appearances (nine starts), posting a 4-3 record with a 3.93 ERA (24 ER, 55.0 IP) with 48 SO against 17 BB.
- In his Double-A debut on 7/2, tossed a career-high 7.2-shutout innings and earned the win at Northwest Arkansas, striking out nine and walking none in the Missions' 1-0 victory.
- In his final five appearances (four starts) in August from 8/1-31, went 2-1 with a 1.00 ERA (3 ER, 27.0 IP) with 26 SO to nine BB and limited the opposition to a .181 average.
- Made his first career postseason performance with San Antonio on 9/9 at Midland in Game 4 of the Texas League semifinals...allowed seven hits and one run in 4.2 IP in the Missions' 6-3 defeat.

## QUICK HITS

- Named a California League Mid-Season All-Star for Lake Elsinore in 2017.
- Named an Organization All-Star for San Diego by MiLB (2016).

**2016: Made two starts with the AZL Padres (R), seven with Tri-City (A) and one with Fort Wayne (A), owning a cumulative 2.03 ERA (7 ER, 31.0 IP) with 37 SO against nine BB.**

- Named an Organization All-Star for San Diego by MiLB.
- In seven starts with Tri-City, had a 1.44 ERA (4 ER, 25.0 IP) with 28 strikeouts against seven BB.

## PERSONAL

Eric Lance Lauer...son of Rick and Carole Lauer...has an older sister, Carli...was a three-year letter award winner at Kent State...as a junior in 2016, was named Collegiate Baseball National Player of the Year, College Baseball Hall of Fame Pitcher of the Year and a 2016 Golden Spikes Award Semifinalist...his 0.69 ERA while going 10-2 in 2016 was the nation's lowest ERA in more than 30 years...was the 505th overall pick by Toronto in the 2013 First-Year Player Draft but did not sign...lettered four years at Midview High School, winning the conference championships in 2012 and 2013...as a high school senior, was team captain, All-County, All-Conference, First Team All-State, team MVP, Pitcher of the Year and Lorain County D1 Player of the Year...has a pet dog, Taz, and two cats, Snickers and Sampson...enjoys golfing and playing the guitar...his favorite TV show is *Family Guy* and favorite actors are Will Ferrell and Mark Wahlberg...roots for the Cleveland Cavaliers, the Cleveland Browns and New England Patriots...originally signed by Padres scout Matt Maloney.

## ERIC LAUER'S CAREER PITCHING RECORD

YR	CLUB	W-L	ERA	G	GS	CG	SHO	SV	IP	H	R	ER	HR	HB	BB	SO	WP	BK	AVG
2016	AZL Padres (R)	0-1	6.75	2	2	0	0	0	4.0	7	5	3	1	0	1	7	0	0	.368
	Tri-City (A)	1-0	1.44	7	7	0	0	0	25.0	17	4	4	0	0	7	28	2	0	.191
	Fort Wayne (A)	0-0	0.00	1	1	0	0	0	2.0	0	0	0	0	0	1	2	0	0	.000
2017	Lake Elsinore (A)	2-5	2.79	12	12	0	0	0	67.2	65	25	21	4	3	19	84	3	0	.250
	San Antonio (AA)	4-3	3.93	10	9	0	0	0	55.0	52	25	24	6	0	17	48	0	0	.251
<b>Minor League Totals</b>		<b>7-9</b>	<b>3.05</b>	<b>32</b>	<b>31</b>	<b>0</b>	<b>0</b>	<b>0</b>	<b>153.2</b>	<b>141</b>	<b>59</b>	<b>52</b>	<b>11</b>	<b>3</b>	<b>45</b>	<b>169</b>	<b>5</b>	<b>0</b>	<b>.243</b>

\*Led league +Tied for league lead @Rehab assignment

## CAREER TRANSACTIONS

2016..... Signed by the San Diego Padres as a first-round selection (25th overall) in the First-Year Player Draft



@KyleCLloyd

# 63



## KYLE LLOYD

RIGHT-HANDED PITCHER

BATS/THROWS: R/R

OPENING DAY AGE: 27

BORN: October 16, 1990 in Sacramento, CA

RESIDENCE: Sacramento, CA

ACQUIRED: Signed as a 29th-round selection in the 2013 First-Year Player Draft

HEIGHT/WEIGHT: 6-4/230

SERVICE TIME: 0.003

### NON-ROSTER INVITEE

### CAREER

**2017: Split the season between San Antonio (AA) and El Paso (AAA) while also making his MLB debut on 7/25 vs. NYM**

- Tossed a no-hitter for San Antonio on 5/13 vs. Frisco in front of a sellout Wolff Stadium crowd of 6,394, striking out three and walking one behind 94 pitches and 17 groundouts...it was the Missions' first solo no-hitter since 1979 (Rick Goulding) and their first no-hitter since James Needy combined with two relievers on the feat in 2014...it was SD's first organizational no-no since 2009, when Simon Castro went the distance for Fort Wayne in a seven-inning game.
- Earned Texas League Mid-Season All-Star honors for San Antonio, pitching to a 7-5 record with a 3.71 ERA (37 ER, 89.2 IP), .229 opponent batting average and 89 SO against 24 BB in 15 appearances (all starts).
- Earned Texas League Pitcher of the Week honors twice (5/8-14 and 6/12-18).
- Became the second SD pitcher (also, Dinelson Lamet) to make his MLB debut as a starter in 2017, working 4.0 IP of four-run ball in the no decision vs. NYM on 7/25.
- Made three stints with El Paso (5/27-6/9, 7/11-24 and 7/27-10/2)...made 12 starts for the Chihuahuas, going 1-4 with a 7.02 ERA (45 ER, 57.2 IP).
- Made the start for El Paso in Game 1 of the Pacific Coast League championship series vs. Memphis, tossing 5.0 IP of two-run ball with six strikeouts against one walk in El Paso's 3-1 defeat.
- Following the season, made five starts for Charros de Jalisco of the Mexican Winter League and posted a 1.96 ERA (5 ER, 23.0 IP) with 22 SO to four BB.

### QUICK HIT

• Tossed a no-hitter for San Antonio (AA) on May 13, 2017 vs. Frisco, the Missions first solo no-no since 1979.

• MLB Debut: July 25, 2017 vs. New York (NL)

**2016: Spent the entire season with San Antonio (AA), going 7-7 with a 3.31 ERA (48 ER, 130.1 IP) with 99 SO against 38 BB in 30 appearances (20 starts).**

- Led the Missions' staff in starts, innings pitched and strikeouts.
- Began the season in the bullpen for 10 relief appearances, posting a 1-0 record with a 4.19 ERA (9 ER, 19.1 IP) with 22 SO against five BB.
- Moved to the starting rotation on 5/20 for the remainder of the season, going 6-7 with a 3.16 ERA (39 ER, 111.0 IP) with 77 SO against 33 BB as a starter.
- Lasted at least 6.0 IP in five of his last six starts on the season, going 2-3 with a 1.50 ERA (6 ER, 36.0 IP).

**2015: Spent the entire season with Lake Elsinore (A), making a career-high 31 appearances (20 starts) while posting a 7-11 record with a 4.72 ERA (72 ER, 137.1 IP) and 139 SO to 41 BB.**

**2014: Spent the entire season with Fort Wayne (A), going 6-5 with a 3.61 ERA (48 ER, 119.2 IP) and a career-high 155 SO against 34 BB.**

**2013: Spent the majority of his first professional season with Eugene (A), making 19 relief appearances with a 4-1 record and a 2.30 ERA (12 ER, 47.0 IP) before being promoted to Lake Elsinore (A) for two relief outings.**

### PERSONAL

Kyle Christopher Lloyd...is the son of Craig and Karen...has a dog named Luna...enjoys the *Harry Potter* movies...roots for the San Francisco 49ers...originally signed by Padres' scout Jeff Stewart

### KYLE LLOYD'S CAREER PITCHING RECORD

YR	CLUB	W-L	ERA	G	GS	CG	SHO	SV	IP	H	R	ER	HR	HB	BB	SO	WP	BK	AVG
2013	Eugene (A)	4-1	2.30	19	0	0	0	0	47.0	42	18	12	5	0	15	51	2	0	.237
	Lake Elsinore (A)	0-0	6.00	2	0	0	0	0	3.0	2	2	2	0	0	2	4	0	0	.182
2014	Fort Wayne (A)	6-5	3.61	27	21	0	0	0	119.2	114	60	48	8	2	34	155	9	1	.247
2015	Lake Elsinore (A)	7-11	4.72	31	20	0	0	0	137.1	139	85	72	10	4	41	139	8	1	.262
2016	San Antonio (AA)	7-7	3.31	30	20	0	0	0	130.1	124	54	48	9	2	38	99	6	0	.252
2017	San Antonio (AA)	7-5	3.71	15	15	1	1	0	89.2	78	40	37	2	1	24	89	4	0	.229
	SAN DIEGO	0-0	9.00	1	1	0	0	0	4.0	6	4	4	1	0	2	2	0	0	.333
	El Paso (AAA)	1-4	7.02	12	12	1	0	0	57.2	79	49	45	8	0	27	56	0	0	.335
<b>Minor League Totals</b>		<b>32-33</b>	<b>4.06</b>	<b>136</b>	<b>88</b>	<b>2</b>	<b>1</b>	<b>0</b>	<b>584.2</b>	<b>578</b>	<b>308</b>	<b>264</b>	<b>42</b>	<b>9</b>	<b>181</b>	<b>593</b>	<b>29</b>	<b>2</b>	<b>.257</b>
<b>Major League Totals</b>		<b>0-0</b>	<b>9.00</b>	<b>1</b>	<b>1</b>	<b>0</b>	<b>0</b>	<b>0</b>	<b>4.0</b>	<b>6</b>	<b>4</b>	<b>4</b>	<b>1</b>	<b>0</b>	<b>2</b>	<b>2</b>	<b>0</b>	<b>0</b>	<b>.333</b>

\*Led league +Tied for league lead @Rehab assignment

### CAREER TRANSACTIONS

2015.....Signed by the San Diego Padres as a 29th-round selection in the 2013 First-Year Player Draft.

@Walker\_Lockett



## WALKER LOCKETT

RIGHT-HANDED PITCHER

# 62

LOCKETT

**BATS/THROWS:** R/R

**HEIGHT/WEIGHT:** 6-6/245

**OPENING DAY AGE:** 23

**SERVICE TIME:** 0.000

**BORN:** May 3, 1994 in Jacksonville, FL

**RESIDENCE:** Jacksonville, FL

**ACQUIRED:** Signed as a fourth-round selection in the 2012 First-Year Player Draft; July 3, 2012

### CAREER

**2017:** Made 10 starts for El Paso (AAA), posting a 5-2 record and a 4.39 ERA (27 ER, 55.1 IP) before being placed on the seven-day disabled list on 6/2 with a lower back strain.

- Made four starts on a rehab assignment with the AZL Padres 2 (R) and posted a 0-1 record with a 5.40 ERA (6 ER, 10.0 IP) before being activated from the seven-day DL on 9/6.
- Made two starts for El Paso in the Pacific Coast League playoffs... allowed three earned runs on four hits in 3.0 IP in El Paso's 7-6 comeback victory to clinch the series in the semifinals on 9/8 vs. Reno...earned the win in 5.0 scoreless IP on 9/15 vs. Memphis to give the Chihuahuas their first win in Game 3 of the PCL championship series.
- Following the season, made six starts for the Peoria Javelinas of the Arizona Fall League, going 2-1 with a 5.40 ERA (15 ER, 25.0 IP)...earned the victory and allowed just one run and three baserunners in 6.0 IP on 11/15 vs. Scottsdale to clinch the West Division and advance to the AFL championship.

### QUICK HIT

- Earned 2016 Padres Minor League Pitcher of the Year honors after going 10-9 with a 2.96 ERA between all four levels of San Diego's minor league system.

**2016:** Named Padres Minor League Pitcher of the Year after pitching to a combined 10-9 record and a 2.96 ERA (54 ER, 164.0 IP) with 123 SO against 24 BB in 28 appearances (25 starts) between all four levels of the Padres minor league system.

- Went 0-2 with a 4.28 ERA (13 ER, 27.1 IP) through his first five starts in April for Fort Wayne (A)... over his remaining 23 appearances (20 starts) between Fort Wayne, Lake Elsinore (A), San Antonio (AA) and El Paso (AAA) from May to September, he went 10-7 with a 2.70 ERA (41 ER, 136.2 IP) with 103 SO to 18 BB.
- Made three total relief appearances, going 2-0 with a 0.64 ERA (1 ER, 14.0 IP) while limiting opposing hitters to a .184 (9-for-49) average.
- Made three postseason starts for El Paso during the Chihuahuas' Pacific Coast League title run, pitching to a 1-1 record with a 4.86 ERA (9 ER, 16.2 IP).
- Earned the win in the Chihuahua's first victory of the PCL playoffs on 9/8 vs Tacoma, tossing 6.1 IP of one-run ball, striking out four and walking none in El Paso's 7-1 victory.
- Started the Triple-A Championship game against the Scranton/Wilkes-Barre RailRiders on 9/20...tagged with the loss, allowing three runs on seven hits and two strikeouts while walking none over 5.0 IP in El Paso's 3-1 defeat.

**2015:** Split the season between Fort Wayne (A), Tri-City (A) and the AZL Padres (R), pitching to a combined 4-4 record with a 4.14 ERA (40 ER, 87.0 IP) with 70 SO against 20 BB.

- Earned Northwest League Post-Season All-Star honors for Tri-City... went 3-0 in 11 starts with a 2.83 ERA (18 ER, 57.1 IP) with 47 SO against 10 BB.
- Allowed three earned runs twice for Tri-City...surrendered two earned runs four times and one earned run or less in all five of his other starts.

**2014:** Split the season between Eugene (A) and Fort Wayne (A), pitching to a combined 0-2 record with a 11.70 ERA (13 ER, 10.0 IP) in five appearances (three starts).

**2013:** Made three relief appearances for the AZL Padres (R), going 0-0 with a 11.57 ERA (3 ER, 2.1 IP).

**2012:** Made his professional debut for the AZL Padres (R), going 0-1 with a 4.34 ERA (9 ER, 18.2 IP) in 10 appearances, three starts.

### PERSONAL

Andrew Walker Lockett...enjoys fishing and golfing...his favorite band is Metallica and movie is *Pulp Fiction*...originally signed by Padres scout Chris Kelly.

### WALKER LOCKETT'S CAREER PITCHING RECORD

YR	CLUB	W-L	ERA	G	GS	CG	SHO	SV	IP	H	R	ER	HR	HB	BB	SO	WP	BK	AVG
2012	AZL Padres (R)	0-1	4.34	10	3	0	0	0	18.2	25	11	9	2	0	4	13	5	0	.329
2013	AZL Padres (R)	0-0	11.57	3	0	0	0	0	2.1	5	3	3	0	0	2	2	1	0	.455
2014	Fort Wayne (A)	0-0	0.00	1	1	0	0	0	5.0	3	0	0	0	0	1	1	0	0	.150
	Eugene (A)	0-2	21.94	4	2	0	0	0	5.1	13	15	13	0	2	12	1	1	0	.481
2015	Fort Wayne (A)	0-3	7.98	4	4	0	0	0	14.2	20	15	13	2	0	4	10	4	0	.308
	Tri-City (A)	3-0	2.83	11	11	0	0	0	57.1	50	28	18	3	3	10	47	8	0	.230
2015	AZL Padres	1-1	5.40	3	2	0	0	0	15.0	19	10	9	2	0	6	13	3	1	.317
2016	El Paso (AAA)	1-2	4.50	3	3	0	0	0	18.0	23	10	9	2	2	2	12	1	0	.319
	San Antonio (AA)	4-1	2.08	6	4	0	0	0	34.2	27	8	8	2	2	2	26	0	0	.216
	Lake Elsinore (A)	4-3	2.98	11	10	0	0	0	66.1	57	28	22	3	4	12	56	5	0	.225
	Fort Wayne (A)	1-3	3.00	8	8	0	0	0	45.0	43	20	15	0	1	8	29	2	1	.244
2017	El Paso (AAA)	5-2	4.39	10	10	0	0	0	55.1	67	37	27	9	2	13	33	3	0	.289
	AZL Padres 2 (R)	0-1	5.40	4	4	0	0	0	10	11	8	6	1	1	4	12	2	0	.262
<b>Minor League Totals</b>		<b>19-19</b>	<b>3.93</b>	<b>78</b>	<b>62</b>	<b>0</b>	<b>0</b>	<b>0</b>	<b>347.2</b>	<b>363</b>	<b>196</b>	<b>152</b>	<b>26</b>	<b>17</b>	<b>80</b>	<b>255</b>	<b>35</b>	<b>2</b>	<b>.264</b>

\*Led league +Tied for league lead @Rehab assignment

### CAREER TRANSACTIONS

2012.....Signed by the San Diego Padres as a fourth-round selection in the 2012 First-Year Player Draft, July 3.





# PLAYERS



## RAFFY LOPEZ

@lopez\_29

# 68

**CATCHER**

**BATS/THROWS:** L/R

**OPENING DAY AGE:** 30

**BORN:** October 2, 1987 in Philadelphia, PA

**RESIDENCE:** St. Louis, MO

**ACQUIRED:** Signed as a minor league free agent: November 30, 2017

**HEIGHT/WEIGHT:** 5-8/194

**SERVICE TIME:** 0.130

### NON-ROSTER INVITEE

#### CAREER

**2017: Split the season between New Hampshire (AA), Buffalo (AAA) and the Toronto Blue Jays.**

- Had his contract purchased from the minors on 8/4 after hitting .293 with 13 doubles, one triple, 12 home runs and 34 RBI over 59 games with Buffalo.
- Made 17 total starts behind the plate for TOR...over his final 12 starts, he hit .313 (10-for-32) with four extra-base hits and 10 RBI with a .405 on-base percentage and a .625 slugging percentage.
- Drove in 12 runs over his last 16 games with TOR.
- Of the five backup catchers employed by the Jays in 2017, led with a .222 average, four home runs and 12 RBI...of his 12 RBI, 10 came in multi-RBI efforts.
- Hit his first career home run on 8/23 at TB,a solo shot off Austin Pruitt
- Hit his fourth long ball of the season on 9/20 vs. KC, which was his first home run in a game he did not start.
- Produced a .288/.370/.563 slash line in 73 games between New Hampshire and Buffalo...hit 14 doubles, two triples, 16 home runs and 45 RBI.

#### QUICK HITS

- **MLB Debut:** September 2, 2014 vs. Milwaukee
- **First MLB Hit:** September 19, 2014 vs. Los Angeles (NL), single off Clayton Kershaw
- **First MLB Home Run:** August 23, 2017 at Tampa Bay, solo off Austin Pruitt

**2016: Spent the majority of the season with Louisville (AAA) while also making eight appearances for CIN.**

- Penned a minor league contract with the Reds in early May.
- Was called-up on 8/4/16 at HOU and went hitless in seven at bats for the Reds.
- In his 47 games with Louisville, hit .213 (33-for-155) with 10 doubles, one home run, 17 RBI and 12 runs scored.

**2015: Split the season between Iowa (AAA) of CHC and Salt Lake (AAA) of LAA.**

- Began the season with the Iowa Cubs and slashed .276/.333/.340 with eight doubles, 17 RBI, 14 walks and 14 runs scored over 46 games.
- Designated for assignment on 6/27 and was traded to LAA on 7/3...assigned to Salt Lake the same day.
- Appeared in 21 games for Salt Lake, posting a .242 average with two doubles, one homer, seven RBI and 10 runs scored.

**2014: Appeared in a career-high 106 games between Tennessee (AA) and Iowa (AAA) and made his first career stint in the Majors with CHC.**

- Made his MLB debut on 9/2/14 vs. MIL...made seven appearances in his first ML stint, recording his first hit of 9/19 vs. LAD of Clayton Kershaw (a single in the third).
- Between Tennessee and Iowa, combined to hit .290 (103-for-355) with 17 doubles, a triple, five home runs, 51 RBI, 57 walks and 38 runs scored.
- Set a career high with four hits on 7/10/14 at Omaha while with Iowa.

**2013: Hit .247 (78-for-316) with a career-high 22 doubles and eight home runs in 95 games for Tennessee (AA).**

- In his first action at the Double-A level, he set career highs in nearly every offensive category, batting .247 (78-for-316) with 22 doubles, eight homers and 43 RBI in 95 games with Tennessee.
- Named a Southern League Mid-Season All-Star.
- Hit .272 (25-for-92) with three homers and 36 RBI with RISP and .304 (14-for-46) with two homers and 19 RBI with RISP and two outs.
- Made his second career postseason appearance with Tennessee...went hitless in four at-bats in two games played.

**2012: Split the season with the Peoria (A), AZL Cubs (R) and Daytona (A), combining for 70 games and a .279 clip.**

**2011: In his first professional campaign, split the season between the AZL Cubs (R) and Boise (A), hitting .319 (66-for-207)...played 57 games (three with AZL Cubs and 54 with Boise).**

- Made his first career postseason appearance with Boise...appeared in two games and went 2-for-7 with a double and a walk.

#### PERSONAL

Rafael Manuel Lopez...is the son of Rafael and Wanda...has a twin sister, Alessandra and one brother, Gabriel...drafted by the Chicago Cubs in the 16th round of the 2011 First-Year Player Draft from Florida State University...transferred to FSU after stints with Boston College and Indian River Community College in Florida...attended Summit Christian High School (Wellington, FL)...has a chihuahua whippet mix named Nalla and a greyhound named Sophie...favorite TV show is *This Is Us* and his favorite actress is Jennifer Aniston...all-time favorite baseball player is Ken Griffey Jr...roots for the Florida Panthers and the St. Louis Blues.

## RAFFY LOPEZ'S CAREER BATTING RECORD

YR	CLUB	AVG	G	AB	R	H	2B	3B	HR	RBI	SH	SF	HP	BB	SO	SB	CS	OBP	SLG	E
2011	AZL Cubs (R)	.364	3	11	1	4	1	0	0	2	0	0	0	1	1	0	0	.417	.455	0
	Boise (A)	.316	54	196	34	62	8	0	6	37	0	4	2	21	27	1	2	.381	.449	5
2012	Peoria (A)	.265	31	117	14	31	7	1	0	12	1	3	0	17	13	1	0	.350	.342	3
	AZL Cubs (R)	.467	4	15	5	7	2	1	0	4	0	0	1	1	4	0	0	.529	.733	1
	Daytona (A)	.269	35	119	18	32	10	0	2	12	0	1	0	13	14	1	0	.338	.403	3
2013	Tennessee (AA)	.247	95	316	44	78	22	0	8	43	1	0	1	49	67	0	1	.350	.392	11
2014	Tennessee (AA)	.297	45	148	21	44	13	0	4	24	0	0	0	29	26	1	1	.412	.466	4
	Iowa (AAA)	.285	61	207	17	59	4	1	1	27	1	0	3	28	52	0	0	.378	.329	4
	<b>CHICAGO (NL)</b>	<b>.182</b>	<b>7</b>	<b>11</b>	<b>0</b>	<b>2</b>	<b>0</b>	<b>0</b>	<b>0</b>	<b>1</b>	<b>0</b>	<b>1</b>	<b>0</b>	<b>2</b>	<b>4</b>	<b>0</b>	<b>0</b>	<b>.286</b>	<b>.182</b>	<b>0</b>
2015	Iowa (AAA)	.276	46	156	14	43	8	1	0	17	0	1	0	14	37	3	1	.333	.340	4
	Salt Lake (AAA)	.242	21	62	10	15	2	0	1	7	1	1	0	11	13	0	0	.351	.323	3
2016	Louisville (AAA)	.213	47	155	12	33	10	0	1	17	1	2	2	9	39	1	0	.262	.297	6
	<b>CINCINNATI</b>	<b>.000</b>	<b>8</b>	<b>7</b>	<b>0</b>	<b>0</b>	<b>0</b>	<b>0</b>	<b>0</b>	<b>0</b>	<b>0</b>	<b>0</b>	<b>0</b>	<b>0</b>	<b>3</b>	<b>0</b>	<b>0</b>	<b>.000</b>	<b>.000</b>	<b>0</b>
2017	New Hampshire (AA)	.262	14	42	7	11	1	1	4	11	0	0	0	8	15	0	0	.380	.619	1
	Buffalo (AAA)	.293	59	198	31	58	13	1	12	34	0	1	3	21	46	0	0	.368	.551	1
	<b>TORONTO</b>	<b>.222</b>	<b>24</b>	<b>54</b>	<b>9</b>	<b>12</b>	<b>1</b>	<b>0</b>	<b>4</b>	<b>12</b>	<b>0</b>	<b>1</b>	<b>0</b>	<b>7</b>	<b>21</b>	<b>0</b>	<b>0</b>	<b>.306</b>	<b>.463</b>	<b>3</b>
	<b>Minor League Totals</b>	<b>.274</b>	<b>515</b>	<b>1742</b>	<b>228</b>	<b>477</b>	<b>101</b>	<b>6</b>	<b>39</b>	<b>247</b>	<b>5</b>	<b>13</b>	<b>12</b>	<b>222</b>	<b>354</b>	<b>8</b>	<b>5</b>	<b>.357</b>	<b>.406</b>	<b>46</b>
	<b>Major League Totals</b>	<b>.194</b>	<b>39</b>	<b>72</b>	<b>9</b>	<b>14</b>	<b>1</b>	<b>0</b>	<b>4</b>	<b>13</b>	<b>0</b>	<b>2</b>	<b>0</b>	<b>9</b>	<b>28</b>	<b>0</b>	<b>0</b>	<b>.277</b>	<b>.375</b>	<b>3</b>

\*Led league +Tied for league lead @Rehab assignment

## CAREER FIELDING

POSITION	PCT.	G	PO	A	E	TC	DP
Catcher	.983	32	169	7	3	179	1
First Base	1.000	1	1	0	0	1	0
Third Base	--	1	0	0	0	0	0
<b>TOTALS</b>	<b>.983</b>	<b>34</b>	<b>170</b>	<b>7</b>	<b>3</b>	<b>180</b>	<b>1</b>

## SINGLE-GAME HIGHS

HITTING STREAK.....Three games, September 14-20, 2017  
 HITS.....2, twice, last: September 4, 2017 at Boston  
 DOUBLES.....1, September 14, 2017 at Minnesota  
 RBI.....2, five times, last: September 20, 2017 vs. Kansas City  
 RUNS SCORED.....1, nine times, last: September 20, 2017 vs. Kansas City  
 WALKS.....2, August 28, 2017  
 STRIKEOUTS.....2, seven times, last: September 29, 2017 at New York (AL)  
 CAREER WALK-OFF HITS.....None

## HOME RUNS

CAREER MULTI-HOME RUN GAMES.....None  
 CAREER GRAND SLAMS.....None  
 CAREER PINCH-HIT.....None  
 CAREER WALK-OFF.....None  
 CAREER LEAD-OFF.....None

## CAREER TRANSACTIONS

2011.....Signed by the Chicago Cubs as a 16th-round selection in the First-Year Player Draft.  
 2015.....Acquired by the Los Angeles Angels in exchange for LHP Manuel Rondon and international slot money, July 3.  
 2016.....Signed by the Detroit Tigers as a minor league free agent, January 4.  
 .....Signed by the Cincinnati Reds as a minor league free agent, May 3.  
 2017.....Signed by the Toronto Blue Jays as a minor league free agent, February 24.  
 .....Signed by the San Diego Padres as a minor league free agent, November 30.



# JOEY LUCCHESI

**LEFT-HANDED PITCHER**

@JoeyFuego44

# 79

**BATS/THROWS:** L/L

**OPENING DAY AGE:** 24

**BORN:** June 6, 1993 in Newark, CA

**RESIDENCE:** Newark, CA

**ACQUIRED:** Signed as a fourth-round selection in the 2016 First-Year Player Draft

**HEIGHT/WEIGHT:** 6-5, 227

**SERVICE TIME:** 0.000

## NON-ROSTER INVITEE

### CAREER

**2017: Named Padres Minor League Pitcher of the Year after pitching to a combined 11-7 record with a 2.20 ERA (34 ER, 139.0 IP), 148 SO against 33 BB and a .200 opponent batting average in 24 appearances (23 starts) between Lake Elsinore (A) and San Antonio (AA).**

- Began the season with Lake Elsinore and earned California League Mid-Season All-Star honors, pitching to a 6-4 record with a 2.52 ERA (22 ER, 78.2 IP) and 95 SO against 19 BB while limiting opposing hitters to a .194 average.
- Struck out a career-high 12 hitters on 6/4 at Stockton
- Promoted to San Antonio on 7/1 where he lowered his ERA, pitching to a 1.79 mark (12 ER, 60.1 IP) while striking out 53 and walking just 14 and limiting the opposition to a .208 clip.
- Tossed a career-high 8.0 IP twice (7/22 at Frisco and 8/23 vs. Frisco).
- Allowed three earned runs or less in 22 of his 23 starts, two or less in 17 starts, one or less in 12 and no earned runs in seven.
- Earned the win and gave the Missions a 2-1 series lead over three-time defending champion Midland on 9/8 in the Texas League semifinals...he tossed 7.0-shutout innings, allowing six hits and one walk while striking out six in the 9-0 victory.

### QUICK HITS

- Padres Minor League Pitcher of the Year (2017)
- Named an Organization All-Star for San Diego by MiLB.(2017)
- California League Mid-Season All-Star for Lake Elsinore (2017)
- Baseball America Short-Season All-Star and Northwest League Post-Season All-Star for Tri-City (2016)

**2016: Spent the majority of the season with Tri-City (A), going 0-2 with a 1.35 ERA (6 ER, 40.0 IP) with 53 SO against just two BB.**

- Named a Short-Season All-Star by *Baseball America* and earned Northwest League Post-Season All-Star honors.
- Recorded 20 SO across his first eight appearances before issuing his first BB on 7/28.
- Did not allow an earned run in 10 of his 14 outings with Tri-City.
- Assigned to Fort Wayne on 9/2 and tossed 2.0 scoreless IP on 9/2.

### PERSONAL

Joseph George Lucchesi...son of Kenneth and Michelle Lucchesi...nickname is "Joey Fuego"...2011 graduate of Newark (CA) Memorial High School...played two seasons at Chabot College in Hayward, Calif., and helped guide his team to the Golden Coast Division Championship in 2013...transferred to Southeast Missouri State and became the first pitcher in Ohio Valley Conference history to win OVC Pitcher of the Year in back-to-back seasons...as a senior, named a Second Team All-American by the National Collegiate Baseball Writers Association as well as a Second Team All-South Selection by the American Baseball Coaches Association and Rawlings...also earned first team honors from Louisville Slugger and *Collegiate Baseball* as well as a third team selection from *Baseball America*.. his 149 strikeouts his senior year set a new school and Ohio Valley Conference record and his 242 career strikeouts broke the Southeast Missouri all-time record...he concluded his two-year career at Southeast Missouri with a 17-7 record, a 2.62 ERA and a .216 opponent batting average in 199.0 innings pitched...he became the highest draft pick (4th round, 114 overall) in school history...originally signed by Padres scout Troy Hoerner.

### JOEY LUCCHESI'S CAREER PITCHING RECORD

YR	CLUB	W-L	ERA	G	GS	CG	SHO	SV	IP	H	R	ER	HR	HB	BB	SO	WP	BK	AVG
2016	Tri-City (A)	0-2	1.35	14	10	0	0	1	40.0	27	7	6	0	0	2	53	5	1	.189
	Fort Wayne (A)	0-0	0.00	1	0	0	0	0	2.0	4	0	0	0	0	1	3	1	0	.444
2017	Lake Elsinore (A)	6-4	2.52	14	14	0	0	0	78.2	56	26	22	9	2	19	95	6	2	.194
	San Antonio (AA)	5-3	1.79	10	9	0	0	1	60.1	46	17	12	3	1	14	53	3	1	.208
<b>Minor League Totals</b>		<b>11-9</b>	<b>1.99</b>	<b>39</b>	<b>33</b>	<b>0</b>	<b>0</b>	<b>2</b>	<b>181.0</b>	<b>133</b>	<b>50</b>	<b>40</b>	<b>12</b>	<b>3</b>	<b>36</b>	<b>204</b>	<b>15</b>	<b>4</b>	<b>.201</b>

\*Led league +Tied for league lead @Rehab assignment

### CAREER TRANSACTIONS

2016.....Signed by the San Diego Padres as a fourth-round selection in the First-Year Player Draft.

@JordanLyles24

27

LYLES



## JORDAN LYLES

RIGHT-HANDED PITCHER

BATS/THROWS: R/R

OPENING DAY AGE: 27

BORN: October 19, 1990 in Hartsville, SC

RESIDENCE: Columbia, SC

ACQUIRED: Signed as a Major League free agent: December 17, 2017

CONTRACT STATUS: Signed through 2018 (club option 2019)

HEIGHT/WEIGHT: 6-5/234

SERVICE TIME: 6.002

### CAREER

**2017: Split the season between SD and COL while also making five starts for El Paso (AAA).**

- Began the season with COL and made 33 relief appearances before being designated for assignment on 8/1 and signed by the Padres to a minor league contract on 8/8.
- Made five starts for El Paso and went 1-1 with a 4.50 ERA (10 ER, 20.0 IP)...worked at least 5.0 IP in each of his last three starts with a 2.87 ERA (5 ER, 15.2 IP) while limiting opposing hitters to a .214 average.
- Selected to the Major League roster on 9/1 and made the start in his Padre debut in Game 2 of the doubleheader sweep against LAD on 9/2...did not factor into the Padres' 7-2 win, tossing 4.1 IP of two-run ball, allowing six hits while striking out three.
- Earned his first ML win since 9/7/16 a year and a day later on 9/8 at ARI, working 5.0 IP of four-run ball, striking out six and walking none in the SD's 10-6 victory.

### QUICK HITS

- **Drafted in the first supplemental round (38th overall) by the Houston Astros in the 2008 First-Year Player Draft...he was drafted, signed and graduated from high school all on the same day (June 5, 2008).**
- **MLB Debut:** May 31, 2011 at Chicago (NL)
- **First MLB Win:** August 3, 2011 vs. Cincinnati

**2016: Made 40 relief appearances for COL (five starts) while also making eight starts for Albuquerque (AAA).**

- Made the COL Opening Day roster after recovering from left big toe surgery that forced him to miss most of the 2015 season...transitioned to a relief role after five starts.
- Had three stints on the COL active roster...optioned to Albuquerque on 4/25 after going 1-1 with a 7.64 ERA (17.2 IP, 15 ER) over his first four starts of the season.
- Recalled 5/20 and pitched 2.1 IP in a spot start while allowing six runs (four earned) in a start on 5/23 before being optioned the next day...recalled 6/20 and transitioned to the bullpen, where he remained for the remainder of the season...had last made a relief appearance on 8/26/13 at CWS, while with HOU.
- In total, went 1-2 with a 8.55 ERA (20.0 IP, 19 ER) in his five starts.
- Went 3-3 with one save and a 4.42 ERA (38.2 IP, 19 ER) in 35 relief outings.
- Recorded his first career win as a reliever on 7/5 at SF.
- Earned his second career save, first as a COL pitcher, in his next appearance on 7/9 vs. PHI.
- Pitched 4.0 scoreless innings on 7/19 vs. TB, a career-long relief outing.

**2015: Made the COL Opening Day roster but had his season cut short after being placed on the disabled list on 6/1 with a medial collateral ligament injury in his left big toe that required surgery.**

- Made 10 starts for COL after making 22 in 2014...went 2-5 with a 5.14 ERA (49.0 IP, 28 ER) in his 10 starts with a .290 opponent batting average, a 5.51 SO/9 IP ratio and a 3.49 BB/9 IP rate.
- Made three quality starts, all in his first four starts in the month of April.
- Went 2-1 with a 2.92 ERA (24.2 IP, 8 ER) and a .244 opponent average (21-for-86) over his first four starts...went 0-4 with a 7.40 ERA (24.1 IP, 20 ER) and a .330 opponent average (33-for-100) over his final six outings.
- Suffered a bruised pitching hand on a ball hit back to the mound 5/13 at LAA.
- Worked only 1.1 IP in his final start of the year on 5/31 at PHI prior to being placed on the DL for the rest of the season.

**2014: In his first season with COL, spent the majority of the season with the Major League squad after opening the campaign with Colorado Springs (AAA).**

- Made club-tying 22 starts for COL and posted a 7-4 record with a 4.33 ERA (61 ER, 126.2 IP).
- In his first start with COL on 4/2 at MIA, earned the win in his 5.0 IP, allowing five hits and four runs.
- Opened the season 5-0 with a 2.66 ERA (50.2 IP, 15 ER) spanning eight starts...won his first five decisions, a career-long winning streak and the longest winning streak to begin a season by a COL pitcher since Ubaldo Jimenez won a franchise record six-straight in 2010.
- On 6/4 vs. ARI, allowed four runs (two earned) in his 4.0 IP before exiting the game with a fractured left hand...injury occurred as he was covering home plate on a wild pitch in the first inning...placed on the DL the following day on 6/5 with a left third metacarpal fracture...missed 54 games before being activated off the 60-day DL on 8/6.
- In 15 of his 22 starts, limited opponents to three or fewer runs and pitched 5.0 innings-or-more in each of those 15 outings...during those starts, he went 5-2 with a 2.85 ERA (91.2 IP, 29 ER).

**2013: Set or tied ML career highs in wins (seven), starts (25) and IP (141.2) in his third year in the ML.**

- Played the entire season at the age of 22, which made him the youngest AL pitcher to reach the 125 IP plateau...among all MLB pitchers who were 22 or younger on 6/30, ranked first in the AL and fourth in the ML with 141.1 IP.
- Recorded a career-high 10 SO in seven shutout innings on 6/12 at SEA...at 22 years and 236 days old, Lyles became the youngest Astro to record 10-or-more strikeouts in a game since Larry Dierker fanned 14 on 5/7/69 at PHI when he was 22 years and 227 days old.

**2012: Pitched the majority of the season with HOU, going 5-12 with a 5.09 ERA (141.1 IP, 80 ER) in 25 starts.**

- Spent most of the season as the youngest starting pitcher in the NL.
- Recorded his first complete-game shutout 9/30 at MIL in what was his final start of the season...hit his first career home run in the game, which was also the Astros' only home run by a pitcher in 2012.
- Spent two months of his season at Oklahoma City (AAA), where he went 5-0 with a 3.54 ERA (40.2 IP, 16 ER).



# PLAYERS

## 2011: Made his MLB debut on 5/31 at CHC as the youngest player in MLB.

- At 20 years and 224 days-old, he was the third-youngest starting pitcher ever to make his MLB debut at Wrigley Field...also became the youngest player in HOU franchise history to make his debut since Cesar Cedeno started his first game on 6/20/70 at 19 years and 150 days.
- The last starting pitcher younger than Lyles to make his MLB debut with HOU was Larry Dierker (18) on 9/22/64.
- Entered the season as the Astros No. 1 prospect as listed by *Baseball America*.

## 2010: Named the Astros Minor League Pitcher of the Year after combining to post a 7-12 record and a 3.57 ERA (63 ER, 158.2 IP, ) in 21 games with Corpus Christi (AA) and six games with Round Rock (AAA).

- Skipped the High-A level by beginning the season with Corpus Christi...entered the season ranked as the club's No. 3 prospect by *Baseball America*.
- Named a Texas League Midseason and Post-Season All-Star.

## 2009: Led all Astros minor league pitchers in strikeouts while ranking fourth in ERA for Lexington (A)...named the Astros No. 6 prospect by Baseball America at the beginning of the season.

## 2008: Drafted in the supplemental first round (38th overall) of the June draft, the highest right-handed pitcher taken by HOU in the draft since 2002, when the club selected Derick Grigsby at number 29 overall...Lyles was drafted, signed and graduated from high school on the same day on 6/5.

### PERSONAL

Jordan Horton Lyles...son of Jennings and Judy...has three brothers, Justin Josh and Jake, and one sister, Jody... attended Hartsville High School in South Carolina, where he starred in baseball and football... committed to the University of South Carolina to play baseball...on the football field, set Hartsville school records with 81 catches for 1,568 yards and 23 touchdowns...led his baseball team to the 2007 Class 4A championship in his junior season by going 6-1 with a 0.85 ERA ...drafted by HOU in the supplemental first round of the June 2008 draft, a selection obtained by HOU for the free-agent loss of left-handed pitcher Trevor Miller...his all-time favorite baseball player is Chipper Jones...is a fan of Denzel Washington...his favorite movie is *Armageddon* and favorite TV show is *Shark Tank*.

### JORDAN LYLES' CAREER PITCHING RECORD

YR	CLUB	W-L	ERA	G	GS	CG	SHO	SV	IP	H	R	ER	HR	HB	BB	SO	WP	BK	AVG
2008	Greeneville	3-3	3.99	13	13	0	0	0	49.2	44	26	22	4	3	10	64	1	0	.228
	Tri-City (A)	0-0	6.35	2	2	0	0	0	5.2	7	5	4	2	0	7	4	1	0	.292
2009	Lexington (A)	7-11	3.24	26	26	0	0	0	144.2	134	56	52	5	14	38	167	6	0	.247
2010	Corpus Christi (AA)	7-9	3.12	21	20	1	0	0	127.0	133	54	44	10	5	35	115	3	1	.267
	Round Rock (AAA)	0-3	5.40	6	6	1	0	0	31.2	48	21	19	2	2	11	22	0	0	.348
2011	Oklahoma City (AAA)	3-3	3.61	12	10	0	0	0	62.1	64	25	25	4	5	17	42	0	0	.277
	HOUSTON	2-8	5.36	20	15	0	0	0	94.0	107	61	56	14	5	26	67	0	0	.285
2012	Oklahoma City (AAA)	5-0	3.54	7	7	0	0	0	40.2	41	16	16	2	6	8	33	1	0	.272
	HOUSTON	5-12	5.09	25	25	1	1	0	141.1	159	97	80	20	5	42	99	2	0	.279
2013	Oklahoma City (AAA)	2-2	5.32	6	5	0	0	0	23.2	30	15	14	1	0	6	11	0	0	.313
	HOUSTON	7-9	5.59	27	25	0	0	1	141.2	165	98	88	17	11	49	93	5	2	.285
2014	Modesto Nuts (A)	0-0	0.00	1	1	0	0	0	3.2	3	0	0	0	0	2	4	0	0	.214
	Colorado Springs (AAA)	1-0	0.00	1	0	0	0	0	4.2	3	0	0	0	0	2	4	0	0	.200
2015	COLORADO	7-4	4.33	22	22	0	0	0	126.2	127	64	61	12	8	46	90	6	0	.262
	ALBUQUERQUE (AAA)	2-5	5.14	10	10	0	0	0	49.0	54	32	28	2	3	19	30	2	0	.290
2016	ALBUQUERQUE (AAA)	4-2	5.44	8	8	0	0	0	44.2	57	33	27	5	3	18	29	2	0	.322
	COLORADO	4-5	5.83	40	5	0	0	1	58.2	69	46	38	4	4	28	32	5	0	.291
2017	COLORADO	0-2	6.94	33	0	0	0	0	46.2	61	37	36	11	4	12	33	2	0	.316
	EL PASO (AAA)	1-1	4.50	5	5	0	0	0	20.0	20	11	10	1	1	8	20	1	0	.260
	SAN DIEGO	1-3	9.39	5	5	0	0	0	23.0	35	24	24	5	0	10	22	2	0	.343
Major League Totals		28-48	5.43	182	107	1	1	2	681.0	777	459	411	85	40	232	466	24	2	.285
Minor League Totals		33-34	3.76	108	103	2	0	0	558.1	584	262	233	36	39	162	515	15	1	.271

\*Led league +Tied for league lead @Rehab assignment

### CAREER BATTING RECORD

YR	CLUB	AVG	G	AB	R	H	2B	3B	HR	RBI	SH	SF	HP	BB	SO	SB	CS	OBP	SLG
Major League Totals		.134	154	157	10	21	4	0	2	10	11	0	0	7	74	0	0	.171	.197

### CAREER FIELDING

POSITION	PCT.	G	PO	A	E	TC	DP
Pitcher	.958	182	43	93	6	142	8

### SINGLE-GAME HIGHS

INNINGS PITCHED.....9.0 IP, September 30, 2012 at Milwaukee  
 LOW-HIT COMPLETE GAME.....4, September 30, 2012 at Milwaukee  
 STRIKEOUTS.....10, June 12, 2013 at Seattle  
 MOST HITS ALLOWED.....12, August 9, 2011 at Arizona  
 MOST RUNS ALLOWED.....10, July 21, 2013 vs. Seattle  
 MOST WALKS ALLOWED.....6, May 17, 2014 vs. San Diego  
 MOST HOME RUNS ALLOWED.....3, three times, last: September 22, 2017 vs. Colorado  
 CAREER WINNING STREAK.....2 games, twice  
 CAREER 10-STRIKEOUT GAMES (1).....10, June 12, 2013 at Seattle  
 CAREER HOME RUNS HIT (2).....twice, last: April 30, 2014

### CAREER TRANSACTIONS

2008..... Selected by the Houston Astros in the supplemental first round (38th overall) of the First-Year Player Draft.  
 2013..... Acquired by the Colorado Rockies along with OF Brandon Barnes from the Houston Astros in exchange for OF Dexter Fowler, December 3.  
 2017..... Signed as a minor league free agent by the San Diego Padres, August 8.  
 ..... Signed as a Major League free agent by the San Diego Padres, December 17.





# KAZUHISA MAKITA

RIGHT-HANDED PITCHER

BATS/THROWS: R/R

OPENING DAY AGE: 33

BORN: November 10, 1984 in Yaizu, Japan

RESIDENCE: Tokyo, Japan

ACQUIRED: Signed as a Major League free agent: January 6, 2018

CONTRACT STATUS: Signed through 2019

HEIGHT/WEIGHT: 5-10, 200

SERVICE TIME: 0.000

## CAREER

**2017: Worked exclusively in relief for the second consecutive season for the Saitama Seibu Lions of Nippon Professional Baseball in the Japan Pacific League, going 3-3 with a 2.30 ERA (16 ER, 62.2 IP) and 35 SO against five BB in a career-high 58 relief appearances.**

- Earned his fourth career and second consecutive NPB All-Star selection.
- Began the season with 16 consecutive scoreless appearances.
- Among Pacific League relievers, he ranked fifth in innings pitched, sixth in ERA and holds (28) and tied for sixth in appearances
- Allowed just four home runs despite facing the fourth-most batters (248) among Pacific League relievers.
- His five walks allowed were the fewest free passes among Pacific League relievers who tossed at least 35 innings.
- Did not throw a wild pitch or balk for the second consecutive season, one of only three Pacific League relievers to accomplish the feat in 2017 (min. 35.0 IP).
- Served as the closer for bronze-medal winning Japan in the World Baseball Classic in March, going 1-0 with two saves and a 3.00 ERA (2 ER, 6.0 IP) in five relief appearances.

## QUICK HITS

- Four-time Nippon Professional Baseball All-Star (2011, 2013, 2016-17).
- 2011 Japan Pacific League Rookie of the Year.
- Served as the closer for bronze medal-winning Japan in the World Baseball Classic in both 2013 and 2017.

**2016: Earned his third career NPB All-Star selection and worked exclusively in relief for the Seibu Lions, posting a 7-1 record and a career-best 1.60 ERA (14 ER, 78.2 IP) while striking out 43 and walking 16 in 50 appearances.**

- Among Pacific League relievers, he ranked first in innings pitched, tied for second in wins, third in holds (25) and fourth in ERA.
- Allowed a career-low three home runs while facing the second-most batters (312) among Pacific League relievers.
- One of only two Pacific League relievers to not throw a wild pitch or balk (.min 32.0 IP).

**2015: Worked as both a reliever and a starter for Seibu, posting a 9-11 record and three saves along with a 3.66 ERA (56 ER, 137.2 IP) in 34 appearances (21 starts).**

- Also made two scoreless relief appearances for Japan in the 2015 World Baseball Softball Confederation Premier12 when they captured the bronze medal.

**2014: Worked exclusively as a starter for the third consecutive season, posting a 8-9 record and a 3.74 ERA (71 ER, 170.2 IP) in 26 starts for Seibu.**

- Among Pacific League leaders, he ranked fourth in innings pitched and was one of only two starters to not throw a wild pitch or balk
- Also pitched for the national team, Samurai Japan, in the 2014 MLB Japan All-Star Series and contributed to a combined no-hit shutout of the MLB All-Stars in Game 3 of Samurai Japan's eventual 3-2 series win.

**2013: Named an NPB All-Star for the second time in his career, posting an 8-9 record with a 2.60 ERA (48 ER, 166.0 IP) in 26 starts for Seibu, including a career-high-tying three complete games.**

- His 2.60 ERA ranked third among Pacific League starters...Masahiro Tanaka's 1.27 mark led the pack...also ranked tied for fourth in complete games and tied for eighth in starts.
- Served as the closer for bronze-medal winning Japan in the World Baseball Classic in March, going 1-0 with a save and five strikeouts against one walk in three scoreless relief appearances.

**2012: Posted career highs in wins (13), innings pitched (178.0) starts (27) and strikeouts (108) along with a 2.43 ERA...his three complete games also tied a career high.**

- Among Pacific League leaders, he ranked third in wins, tied for third in starts, fifth in innings pitched, seventh in ERA and tied for eighth in strikeouts and complete games.
- His four home runs allowed tied with Masahiro Tanaka for the second-fewest allowed among Pacific League starters.
- Recorded five consecutive quality starts from 4/17-5/16, including two complete games...went 2-3 with a 1.42 ERA (7 ER, 44.1 IP) over the stretch.

**2011: Made his Nippon Professional Baseball debut for Seibu at the age of 26 and earned Pacific League Rookie of the Year and NPB All-Star honors, posting a 2.61 ERA (37 ER, 127.2 IP) while converting 22 saves and also making 10 starts.**

- Drafted in the second round by Seibu from the Nippon Express of the Japan Amateur Baseball Association.
- In his first NPB start on 4/15 vs. the Fukuoka Softbank Hawks, threw 7.1 innings of one-run ball but did not complete the game due to a blister on his hand.
- Recorded his first NPB win on 5/6 against the Rakuten Golden Eagles, the first rookie in 2011 to earn a win.
- Collected his first NPB save on June 26 against Rakuten.
- His 22 saves ranked fourth in the Pacific League.



## PERSONAL

Kazuhiisa Makita...son of Yoshiyuki (father) and Shigeiko (mother)...has one older sister, Akeno...attended Heisei Kokusai University where he studied Business Law before being signed by the Nippon Express of the Japan Amateur Baseball Association, the same team that former Padres relief pitcher Akinori Otsuka played for...after playing in high school and college in Japan, many players go to the Japan Amateur Baseball Association, including current Padres advisor for baseball operations and former National League Rookie of the Year Hideo Nomo...Nippon Professional Baseball began timing pitchers at the beginning of the 2016 season and he averaged the quickest time to pitch after receiving the ball from the catcher in both 2016 and 2017...after his playing career, he would like to continue working in baseball, possibly as a coach...follows soccer worldwide and is interested in the National Football League, although he does not know NFL rules well yet...enjoys golfing and playing video games...is a fan of the *Fast and the Furious* series...his high school baseball coach, Mr. Yabuzaki, is the person who has influenced him the most.

## KAZUHISA MAKITA'S CAREER PITCHING RECORD

YR	CLUB	W-L	ERA	G	GS	CG	SHO	SV	IP	H	R	ER	HR	HB	BB	SO	WP	BK	AVG
2011	Seibu (JPPL)	5-7	2.61	55	10	2	1	22	127.2	105	39	37	5	9	16	86	0	1	---
2012	Seibu (JPPL)	13-9	2.43	27	27	3	1	0	178.0	175	55	48	4	9	36	108	0	1	---
2013	Seibu (JPPL)	8-9	2.60	26	26	3	1	0	166.0	169	54	48	13	9	39	87	2	0	---
2014	Seibu (JPPL)	8-9	3.74	26	26	0	0	0	170.2	170	74	71	10	12	50	89	0	0	---
2015	Seibu (JPPL)	9-11	3.66	34	21	1	0	3	137.2	143	68	56	7	11	44	66	1	0	---
2016	Seibu (JPPL)	7-1	1.60	50	0	0	0	0	78.2	54	15	14	3	10	16	43	0	0	---
2017	Seibu (JPPL)	3-3	2.30	58	0	0	0	0	62.2	59	18	16	4	3	5	35	0	0	---
Nippon Professional Baseball Totals		<b>53-49</b>	<b>4.19</b>	<b>276</b>	<b>110</b>	<b>0</b>	<b>0</b>	<b>1</b>	<b>921.1</b>	<b>875</b>	<b>323</b>	<b>290</b>	<b>46</b>	<b>63</b>	<b>206</b>	<b>514</b>	<b>3</b>	<b>2</b>	<b>---</b>

\*Led league +Tied for league lead @Rehab assignment

## CAREER TRANSACTIONS

2018.....Signed by the San Diego Padres as a Major League free agent, January 6



# MANUEL MARGOT

OUTFIELDER

BATS/THROWS: R/R

OPENING DAY AGE: 23

BORN: September 28, 1994 in San Cristobal, Dominican Republic

RESIDENCE: San Cristobal, Dominican Republic

ACQUIRED: From BOS along with INF Javier Guerra, INF Carlos Asuaje and LHP Logan Allen in exchange for RHP Craig Kimbrel: November 13, 2015

HEIGHT/WEIGHT: 5-11/185

SERVICE TIME: 1.012

## CAREER

**2017:** Margot (pronounced: mahr-GO) made his first career Opening Day roster and led the club and all NL rookies in multi-hit games (39), singles (90) and triples (seven)...also led all NL rookies in stolen bases (17) and ranked third in at-bats (487), fifth in total bases (199) and sixth in runs (53), extra-base hits (38) and games played (126).

- His seven triples tied for fifth-most in a single season by a Padres rookie and the most since Everth Cabrera hit eight in 2009.
- His 39 multi-hit efforts tied for the fifth-most by a Padres rookie and his 90 singles tied for the 11th most by a Padres rookie, the highest rookie marks since Yonder Alonso collected 42 multi-hit games and 102 singles in 2012.
- Hit his first two ML home runs in his first two at-bats in the Padres' home opener on 4/8 vs. SF...he became the third player in Padres history to hit his first two ML long balls in consecutive at-bats within the same game, joining Mark Parent (1988) and Yasmani Grandal (2012), per ELIAS....Margot became the fourth youngest player to have a multi-home run game for SD and the only Padres rookie to hit multiple home runs in a home opener...only one other Padre hit multiple home runs in a home opener (Carmelo Martinez, two home runs on 4/15/85 vs. SF).
- Homered to lead off the game on 4/11 at COL, his second leadoff homer of the season...per ELIAS, no Padres player had ever had two-or-more leadoff homers within the team's first nine games of a season...the last rookie to hit two-or-more leadoff home runs in the team's first nine games was Lou Brock of the Chicago Cubs in 1962.
- Hit his third leadoff homer of the season on the first pitch on 5/13 at CWS, a night after teammate Matt Szczur hit a leadoff long ball of his own on the first pitch...it marked just the second time the Padres have ever hit a leadoff home run in two straight games...in 2005, Damian Jackson led off both games on 6/26 and 6/27 with a home run...the last MLB team to hit a first-pitch leadoff home run in two straight games was CHC in 2007 on 9/19 and 9/21 (Alfonso Soriano both games).
- Placed on the 10-day DL on 5/27 (retro 5/25) and missed 28 games with a strained right calf...sent on a five-game rehab assignment with El Paso (AAA) before being reinstated on 6/27.
- Reinstated from the paternity leave list on 7/23 after the birth of his baby boy, Diamond Manuel Margot...recorded multi-hit efforts in each of his next four games, twice threatening to hit for the cycle.
- Hit his fourth leadoff home run on 7/27 vs. NYM, which finished the season ranked tied for ninth-most in the majors and tied for third-most in the NL...the four leadoff long balls were the second-most in a season in team history, behind only the five Will Venable hit in 2011.
- Earned NL Player of the Week honors for the week of 7/30 after going 12-for-24 (.500) with two doubles, a triple, three home runs, six runs scored and a steal...was the first Padre to earn the honor since Hunter Renfroe closed the 2016 season with the award.
- Scored a career-high-tying three runs on 8/22 at STL (also, 6/28 at ATL) in the Padres' 12-4 victory.
- Collected a career-high four RBI on 9/8 at ARI in the club's 10-6 victory.
- Against left-handed pitching he hit .285 (35-for-123) with three home runs but 10 of his 13 home runs came off righties, hitting .255 (93-for-364).
- With the bases loaded he was 4-for-5 (.800) with a double and nine RBI.
- Hit .261 (29-for-111) in April and .257 (19-for-74) in May before being placed on the 10-day DL with a strained right calf on 5/27 (retro 5/25), missing 28 games...reinstated on 6/27 and hit a combined .320 (33-for-103) for the remainder of June and through July...hit .231 (25-for-108) in August and .242 (22-for-91) in September.
- Following the season, played in seven games for Toros del Este of the Dominican Winter League and hit .467 (14-for-30) with two doubles, four RBI and four runs scored

**2016:** Spent the majority of the season with El Paso (AAA) and was named MVP of the Pacific Coast League playoffs during the Chihuahuas' championship title run before making his MLB debut for SD.

- Recalled from El Paso on 9/21 vs. ARI and made his MLB debut as a pinch runner in the bottom of the eighth inning that same night...made his first ML start the next day on 9/22 vs. SF and made eight starts total, with seven in center field and one in right field.
- Recorded his first ML hit on 9/24 vs. SF with an RBI single in the seventh inning.
- Recorded his first multi-hit game with a career-high three hits as well as his first ML stolen base on 9/25 vs. SF.
- Hit .304 (157-for-517) in 124 games for El Paso and led all Triple-A players in triples (12) and ranked tied for first in the Pacific Coast League with teammate Carlos Asuaje in runs scored (98)...also hit 21 doubles, six home runs and 55 RBI to go along with 30 stolen bases.

## QUICK HITS

- In 2017, hit his first two ML home runs in his first two at-bats in the Padres home opener on 4/8 vs. SF, becoming the third Padre in club history to hit his first two ML home runs in consecutive at-bats within the same game.
- National League Player of the Week (July 30, 2017).
- Named MVP of the Pacific Coast League playoffs during Triple-A El Paso's 2016 championship run.
- MLB Debut: September 21, 2016 vs. Arizona
- First MLB Hit: September 24, 2016, RBI-single off Derek Law
- First MLB Home Run: April 7, 2017 vs. San Francisco, lead-off off Matt Cain



# PLAYERS

## 2016 continued...

- Named MVP of the PCL playoffs...overall in the postseason for El Paso he hit .350 (14-for-40) with three doubles, three triples, a home run, two steals, eight runs scored with four RBI.
- Named to the PCL Post-Season All-Star team.
- Started in center field for World Team for the second consecutive year in MLB's 2016 All-Star Futures Game at Petco Park, batting leadoff and going 1-for-4 with an RBI and two runs scored

## 2015: Split the season between Salem (A) and Portland (AA), hitting a combined .276 (121-for-439) with 27 doubles, nine triples, six home runs, 50 RBI, 73 runs scored and 39 stolen bases in 110 games played.

- Began the season with Salem, hitting .282 (51-for-181) in 46 games before earning a promotion to Portland on 6/22.
- Selected to play in MLB's 2015 All-Star Futures Game, starting in center field for the World Team.
- On 9/6 hit for the cycle for Portland, going 4-for-5 with five RBI.
- Following the season, played for Este in the Dominican Winter League, hitting .218 (17-for-78) in 25 games.

## 2014: Hit a combined .293 (123-for-420) with 25 doubles, five triples, 12 home runs, 59 RBI, 65 runs scored and 42 stolen bases in 115 total games played between Greenville (A) and Salem (A).

- Began the season with Greenville, hitting .286 (106-for-370) with 35 extra-base hits, 45 RBI, 61 runs scored and 39 stolen bases in 99 games before earning a promotion to Salem.
- In 16 games for Salem, hit .340 (17-for-50).
- Combined for a .356 on-base percentage and .462 slugging percentage on the season.
- Ranked as the 72nd-best prospect in baseball by *Baseball America*, following the season.
- In three playoff games for Salem, went 1-for-11 (.091) with a double, a walk and a run scored.
- Following the year, played in two games for Este in the Dominican Winter League, but did not bat.
- Named an Organization All-Star for the Red Sox by MiLB.com following the season.

## 2013: Spent the entire season with Lowell (A), playing in 49 games total and hitting .270 (50-for-185) with 11 extra-base hits, 21 RBI, 29 runs scored and 18 stolen bases.

- Had a streak of 27-straight games reaching base from 6/19-7/18, hitting .292 (28-for-96) over that streak...tied for the longest on-base streak in the New York-Penn League.

## 2012: Made his professional debut with the DSL Red Sox (R), hitting .285 (74-for-260) with 21 extra-base hits, 47 RBI and 49 runs scored with 33 stolen bases in 68 games played.

- Ranked third in the DSL in stolen bases...named a DSL All-Star after the season.
- In his first professional game, went 3-for-5 with a triple, home run and six RBI on 6/2.

## PERSONAL

Manuel Margot Gomez...he and his wife, Rachell, have one son, Diamond Manuel Margot...signed with the Red Sox as an international free agent on July 2, 2011 by Red Sox scouts Manny Nanita and Craig Shipley.

## MANUEL MARGOT'S CAREER BATTING RECORD

YR	CLUB	AVG	G	AB	R	H	2B	3B	HR	RBI	SH	SF	HP	BB	SO	SB	CS	OBP	SLG	E
2012	DSL Red Sox (R)	.285	68	260	49	74	10	7	4	45	0	5	8	36	25	33	9	.382	.423	3
2013	Lowell (A)	.270	49	185	29	50	8	2	1	21	5	3	1	22	40	18	8	.346	.351	4
2014	Greenville (A)	.286	99	370	61	106	20	5	10	45	4	0	2	37	49	39	13	.355	.449	2
	Salem (A)	.340	16	50	4	17	5	0	2	14	1	2	1	2	5	3	2	.364	.560	0
2015	Salem (A)	.282	46	181	35	51	6	5	3	17	2	3	1	11	15	20	5	.321	.420	3
	Portland (AA)	.271	64	258	38	70	21	4	3	33	0	2	1	21	36	19	8	.326	.419	2
2016	El Paso (AAA)	.304	124	517	+98	157	21	*12	6	55	5	4	4	36	64	30	11	.351	.426	5
	SAN DIEGO	.243	10	37	4	9	4	1	0	3	0	0	0	7	2	0	0	.243	.405	0
2017	SAN DIEGO	.263	126	487	53	128	18	7	13	39	1	4	2	35	106	17	7	.313	.409	3
	El Paso (AAA)@	.150	5	20	1	3	0	1	0	4	0	0	0	3	4	2	0	.261	.250	1
<b>Major League Totals</b>		<b>.261</b>	<b>136</b>	<b>524</b>	<b>57</b>	<b>137</b>	<b>22</b>	<b>8</b>	<b>13</b>	<b>42</b>	<b>1</b>	<b>4</b>	<b>2</b>	<b>35</b>	<b>113</b>	<b>19</b>	<b>7</b>	<b>.308</b>	<b>.408</b>	<b>3</b>
<b>Minor League Totals</b>		<b>.287</b>	<b>471</b>	<b>1841</b>	<b>315</b>	<b>528</b>	<b>91</b>	<b>36</b>	<b>29</b>	<b>234</b>	<b>17</b>	<b>19</b>	<b>18</b>	<b>168</b>	<b>238</b>	<b>164</b>	<b>56</b>	<b>.349</b>	<b>.423</b>	<b>20</b>

\*Led league +Tied for league lead @Rehab assignment

## CAREER FIELDING

POSITION	PCT.	G	PO	A	E	TC	DP
Outfield	.990	133	304	6	3	313	0
Center Field	.990	132	299	6	3	308	0
Right Field	1.000	1	5	0	0	5	0

## SINGLE-GAME HIGHS

HITTING STREAK.....Seven games, twice, last: September 16 -23, 2017  
 HITS.....3, nine times, last: September 8, 2017 at Arizona  
 DOUBLES.....2, April 8, 2017 vs. San Francisco  
 RBI.....4, September 8, 2017 at Arizona  
 RUNS SCORED.....3, twice, last: August 22, 2017 at St. Louis  
 WALKS.....3, September 2, 2017 vs. Los Angeles (NL)  
 STRIKEOUTS.....3, four times, last: July 15, 2017 vs. San Francisco  
 CAREER WALK-OFF HITS.....None

## HOME RUNS

CAREER MULTI-HOME RUN GAMES (2)...last: August 11, 2017 at Los Angeles (NL) (Rich Hill and Ross Stripling)  
 CAREER GRAND SLAMS.....None  
 CAREER PINCH-HIT.....None  
 CAREER WALK-OFF.....None  
 CAREER LEAD-OFF (4).....last: July 27, 2017 vs. NYM (Chris Flexen)

## CAREER TRANSACTIONS

2011.....Signed by the Boston Red Sox as an international free agent, July 2.  
 2015.....Acquired by the San Diego Padres along with INF Javier Guerra, INF Carlos Asuaje and LHP Logan Allen from the Boston Red Sox in exchange for RHP Craig Kimbrel, November 13.

@MikeMariot

60

MARIOT



# MICHAEL MARIOT

**RIGHT-HANDED PITCHER**
**BATS/THROWS:** R/R

**OPENING DAY AGE:** 29

**BORN:** October 20, 1988 in West Hills, CA

**RESIDENCE:** Southlake, TX

**ACQUIRED:** Signed as a minor league free agent: November 21, 2017

**HEIGHT/WEIGHT:** 6-0/196

**SERVICE TIME:** 1.057

## NON-ROSTER INVITEE

### CAREER

**2017:** Mariot (pronounced: MAIR-ee-ahnt) spent the entire season with Lehigh Valley (AAA) and posted a 7-2 record in 45 relief appearances.

- Owned a 4.42 ERA (28 ER, 57.0 IP) and converted two of three save opportunities.
- Set a career high in wins (seven) and made the second-most appearances in a single season in his career (most: 47 with Omaha (AAA) in 2013 while in the Kansas City Royals' organization).
- His seven wins tied for third-most on the team and his 45 appearances were third-most.
- Went 4-0 in 27 appearances at home, posting a 3.21 ERA and holding opposing bats to a .220 batting average.

### QUICK HIT

- MLB Debut:** April 11, 2014 at Minnesota
- First MLB Win:** June 27, 2014 vs. Los Angeles (AL)
- First MLB Save:** September 20, 2016 vs. Chicago (AL)

**2016:** Made a career-high 25 appearances at the ML level for PHI...split the season between PHI, Clearwater (A), Reading (AA) and Lehigh Valley (AAA), appearing in 32 minor league games.

- Began the season on the 15-day DL (right ankle sprain).
- Appeared in six rehab games between Clearwater and Reading...activated on 5/18 and optioned to Lehigh Valley (AAA).
- Posted a 0.63 ERA (1 ER, 14.1 IP) in his final 13 appearances with Lehigh Valley.
- Recalled on 8/3 and made his PHI debut that same day...Mariot became the 1,999th player to appear in a game for the Phillies.
- Collected his 2nd career ML win on 8/18 vs. LAD and notched his first career ML save on 9/20 vs. CWS.
- Compiled a 3.43 ERA (8 ER, 21.0 IP) in 24 of his 25 ML games...allowed six earned runs in 0.2 IP in the other game.
- Averaged 9.5 SO/9.0 IP with the Phillies (23 SO in 21.2 IP).

**2015:** Played most of the season for Omaha (AAA) and made two appearances for the Royals...for Omaha, went 4-2 in 42 appearances and converted eight of 10 save opportunities.

- Made a pair of appearances for KC over two separate ML stints.
- Posted a 4.50 strikeout to walk ratio and averaged a 10.45 SO/9.0 IP.
- Had an 18.2-inning scoreless streak for Omaha from 5/21-7/11 (12 games).

**2014:** Appeared in 17 games for KC at the ML level and 14 games for Omaha (AAA)...owned a 6.48 ERA (18 ER, 25.0 IP) for KC and a 4.95 ERA (11 ER, 20.0 IP) for Omaha.

- Began the season with Omaha and made one appearance before being recalled on 4/7.
- Made his ML debut on 4/11 at MIN and earned his first ML win on 6/27 vs. LAA.
- Made 17 appearances for KC over two separate ML stints.
- Was placed on the DL on 8/7 with Omaha (strained right hamstring).
- Pitched for Cibao in the Dominican Winter League following the season.

**2013:** Spent the entire season with Omaha (AAA) and posted a 4-5 record, converting 11 of 14 save opportunities, a 4-5 record and a 3.56 ERA (24 ER, 60.2 IP) in 67 appearances (one start).

- His 47 appearances tied for the most on the club and led the team in saves (11),
- Did not allow an earned run over his final 14 regular season appearances (21.0 IP).
- Posted a 1.69 ERA (1 ER, 5.1 IP) in three games and converted both save opportunities in the Pacific Coast League playoffs.

**2012:** Split the season between Northwest Arkansas (AA) and Omaha (AAA), combining for a 6-3 record and a 3.33 ERA (45 ER, 121.2 IP).

- Spent majority of the season with Northwest Arkansas and was named the club's Pitcher of the Year.
- Finished fifth in the Texas League in ERA (3.40).
- Allowed two earned runs or fewer in 10 of his 14 starts.
- Promoted to Omaha on 8/28 for remainder of the season.
- Following the season pitched in four games for Lacey in the Dominican Winter League.

**2011:** Spent the entire season with Wilmington (A)...over 28 appearances (nine starts), went 8-4 with a 3.41 ERA (38 ER, 100.1 IP).

- Named a Carolina League All-Star.
- Went 5-0 with a 1.17 ERA (4 ER, 30.2 IP) over his first nine appearances.
- Successfully converted all five of his save opportunities.





# PLAYERS

**2010: Made his professional debut for Idaho Falls (R) and appeared in 15 games (seven starts)...went 2-2 with a 3.54 ERA (22 ER, 56.0 IP).**

- Averaged 10.29 SO/9.0 IP (64 SO in 56.0 IP).
- Went 2-0 with a 2.82 ERA (12 ER, 38.1 IP) in seven starts as opposed to 0-2, 5.09 ERA (10 ER, 17.2 IP) in eight relief appearances.

## PERSONAL

Michael Ryan Mariot (pronounced MAIR-ee-aht)...is the son of Ezio and Diana...Ezio served in the US Coast Guard...has one brother, Chris, and one sister, Jennifer...2007 graduate of Carroll High School (TX)...attended the University of Nebraska...hobbies include fishing, hunting, golfing and playing Xbox...has a dog named Hank...his all-time favorite baseball player is Mariano Rivera...roots for the Los Angeles Kings...originally signed by Kansas City Royals' scout Steve Gossett.

## MICHAEL MARIOT'S CAREER PITCHING RECORD

YR	CLUB	W-L	ERA	G	GS	CG	SHO	SV	IP	H	R	ER	HR	HB	BB	SO	WP	BK	AVG
2010	Idaho Falls (R)	2-2	3.54	15	7	0	0	0	56.0	50	29	22	4	3	16	64	5	0	.237
2011	Wilmington (A)	8-4	3.41	28	9	0	0	5	100.1	99	47	38	7	2	21	80	9	0	.248
2012	Northwest Arkansas (AA)	6-3	3.40	31	14	0	0	1	113.2	111	48	43	12	4	30	81	8	0	.258
	Omaha (AAA)	0-0	2.25	2	0	0	0	0	8.0	6	2	2	0	0	3	3	0	0	.214
2013	Omaha (AAA)	4-5	3.56	47	1	0	0	11	60.2	59	31	24	4	2	25	66	7	0	.258
2014	<b>KANSAS CITY</b>	<b>1-0</b>	<b>6.48</b>	<b>17</b>	<b>0</b>	<b>0</b>	<b>0</b>	<b>0</b>	<b>25.0</b>	<b>31</b>	<b>21</b>	<b>18</b>	<b>2</b>	<b>0</b>	<b>12</b>	<b>21</b>	<b>5</b>	<b>1</b>	.298
	Omaha (AAA)	2-1	4.95	14	0	0	0	2	20.0	19	11	11	2	0	7	25	2	0	.238
2015	Omaha (AAA)	4-2	2.32	42	0	0	0	8	62.0	52	23	16	3	3	16	72	6	0	.224
	<b>KANSAS CITY</b>	<b>0-0</b>	<b>3.00</b>	<b>2</b>	<b>0</b>	<b>0</b>	<b>0</b>	<b>0</b>	<b>3.0</b>	<b>2</b>	<b>1</b>	<b>1</b>	<b>1</b>	<b>0</b>	<b>2</b>	<b>1</b>	<b>0</b>	<b>0</b>	.200
2016	Clearwater (A)	0-1	14.54	3	2	0	0	0	4.1	7	7	7	2	0	2	4	0	0	.389
	Reading (AA)	0-0	4.50	3	0	0	0	0	4.0	6	2	2	1	0	1	4	0	0	.353
	Lehigh Valley (AAA)	1-2	2.23	26	0	0	0	1	32.1	16	8	8	3	1	13	24	1	0	.150
	<b>PHILADELPHIA</b>	<b>1-0</b>	<b>5.82</b>	<b>25</b>	<b>0</b>	<b>0</b>	<b>0</b>	<b>2</b>	<b>21.2</b>	<b>18</b>	<b>14</b>	<b>14</b>	<b>5</b>	<b>0</b>	<b>14</b>	<b>23</b>	<b>2</b>	<b>0</b>	.222
2017	Lehigh Valley (AAA)	7-2	4.42	45	0	0	0	2	57.0	56	32	28	5	1	21	63	5	1	.257
<b>Minor League Totals</b>		<b>34-22</b>	<b>3.49</b>	<b>256</b>	<b>33</b>	<b>0</b>	<b>0</b>	<b>30</b>	<b>518.1</b>	<b>481</b>	<b>240</b>	<b>201</b>	<b>43</b>	<b>16</b>	<b>155</b>	<b>486</b>	<b>43</b>	<b>1</b>	.244
<b>Major League Totals</b>		<b>2-0</b>	<b>5.98</b>	<b>44</b>	<b>0</b>	<b>0</b>	<b>0</b>	<b>2</b>	<b>49.2</b>	<b>51</b>	<b>36</b>	<b>33</b>	<b>8</b>	<b>0</b>	<b>28</b>	<b>45</b>	<b>7</b>	<b>1</b>	.262

\*Led league +Tied for league lead @Rehab assignment

## CAREER FIELDING

POSITION	PCT.	G	PO	A	E	TC	DP
Pitcher	1.000	44	4	5	0	9	1

## SINGLE-GAME HIGHS

INNINGS PITCHED.....3.2 IP, April 24, 2014 at Cleveland  
 LOW-HIT COMPLETE GAME.....None  
 STRIKEOUTS.....4, April 24, 2014 at Cleveland  
 MOST HITS ALLOWED .....6, twice, last: May 31, 2014 at Toronto  
 MOST RUNS ALLOWED .....6, August 27, 2016 at New York (NL)  
 MOST WALKS ALLOWED .....3, August 27, 2016 at New York (NL)  
 MOST HOME RUNS ALLOWED.....1, eight times, last: September 24, 2016 at New York (NL)  
 CAREER WINNING STREAK.....None  
 CAREER 10-STRIKEOUT GAMES.....None  
 CAREER HOME RUNS HIT.....None

## CAREER TRANSACTIONS

2010.....Selected by Kansas City Royals as an eighth round selection in the First-Year Player Draft.  
 2015.....Claimed off waivers by the Philadelphia Phillies, November 30  
 2017.....Signed by the San Diego Padres as a minor league free agent, November 21

@PhilMaton7

88

MATON



## PHIL MATON

RIGHT-HANDED PITCHER

BATS/THROWS: R/R

OPENING DAY AGE: 25

BORN: March 25, 1993 in Paducah, KY

RESIDENCE: Chatham, IL

ACQUIRED: Signed as a 20th-round selection in the 2015 First-Year Player Draft

HEIGHT/WEIGHT: 6-2/210

SERVICE TIME: 0.113

### CAREER

**2017: Split the season between El Paso (AAA) and San Diego, making his MLB debut on 6/11 vs. KC and becoming the first player selected by the Padres in the 2015 Draft to make the big leagues.**

- At the time of his call-up to the big league squad on 6/11, he ranked tied for the Pacific Coast League lead with 13 saves in 13 opportunities and pitched to a 2.84 ERA (8 ER, 25.1 IP) with 31 SO against nine BB...did not allow a run over his final nine appearances and 10.1 IP for the Chihuahuas.
- Tossed a perfect eighth inning against the heart of the Royals' order on 6/11 in the seven-pitch big league debut.
- Began his ML career with an 8.1-scoreless inning streak in his first 10 relief appearances from 6/11-30 with 11 SO against no walks and limiting opposing hitters to .167 average.
- During the scoreless streak, earned his first ML save on 6/17 at MIL and his first ML win on 6/21 at CHC.
- Allowed six runs (all earned) over his next four outings and 3.2 IP (14.73 ERA) from 7/2-9, but responded by allowing just one earned run over his next 10 outings and 10.2 IP from 7/14-8/4 (0.84 ERA).
- Earned his second big league win on 7/21 at SF in SD's 12-9 extra-inning victory, tossing a career-high-tying 2.0 IP and allowing no hits across just 17 pitches.
- Allowed seven runs (all earned) over his four outings and 3.1 IP from 8/5-12, but closed the season allowing just eight runs (six earned) over his final 17.0 IP and 18 outings from 8/14 to 10/1.
- Posted a 1.57 ERA (4 ER, 23.0 IP) at Petco Park as opposed to a 7.20 ERA (16 ER, 20.0 IP) on the road.
- Righties hit just .211 (20-for-95) off him while lefties hit .300 (21-for-70).
- Held the opposition to a .229 (8-for-35) average with runners in scoring position and a .167 (2-for-12) average in extra-innings.

### QUICK HIT

- Became the first player selected by the Padres in the 2015 draft class to make his big league debut (June 11, 2017 vs. Kansas City).
- First MLB Win: June 21, 2017 at Chicago (NL)
- First MLB Save: June 17, 2017 at Milwaukee

**2016: Split the season between Fort Wayne (A), Lake Elsinore (A) and El Paso (AAA), pitching to a combined 5-3 record with a 1.74 ERA (10 ER, 52.2 IP) and 78 SO against 11 BB while limiting opponents to a .173 batting average in 38 relief appearances**

- Converted all three of his save opportunities in three of El Paso's six postseason victories during their Pacific Coast League title run...scoreless in all four of his outings, allowing just three hits while striking out five and walking none in his 4.1 IP.
- Missed some time with Fort Wayne while on the seven-day DL from 4/9-5/10.

**2015: Made his professional debut with Tri-City (A), pitching to a 4-2 record with a 1.38 ERA (5 ER, 32.2 IP) and 58 SO to five BB while limiting opponents to a .192 batting average in 23 relief appearances.**

- Named to the Northwest League Short-Season All-Star Team by *Baseball America*.
- Following the season, was tabbed as the 26th-best prospect in the Padres farm system by MLB.com.

### PERSONAL

Phillip Louis Maton III...son of Phil and Ellen...has three brothers, Marc, who ran track and field at Southeast Missouri State, Nick, who is in the Phillies minor league system, and Jake, who is committed to play baseball at Coastal Carolina University...attended Louisiana Tech University where he led Conference USA and LA Tech with 90 strikeouts on the season in his senior year...ranked second-all time in LA Tech baseball history in strikeouts (324) while ranking in the top 10 in career wins (21) and appearances as a pitcher (67)...named to the Second Team All-Conference by Conference USA in 2015...named First Team All-Western Athletic Conference in 2013 by CollegeSportsMadness.com and the league's 10 coaches...also during the 2013 season, led the WAC in strikeouts while ranking second in ERA...ranked among the top 50 Division I pitchers in the country that same year...attended Glenwood High School (IL) where he led the Titans to a state title and was named 3A Championship Player of that game...his hobbies include golfing and fishing...his all-time favorite baseball player is Nolan Ryan...his favorite movie is *Top Gun*.



## PHIL MATON'S CAREER PITCHING RECORD

YR	CLUB	W-L	ERA	G	GS	CG	SHO	SV	IP	H	R	ER	HR	HB	BB	SO	WP	BK	AVG
2015	Tri-City (A)	4-2	1.38	23	0	0	0	6	32.2	23	6	5	0	0	5	58	1	0	.192
2016	El Paso (AAA)	1-0	1.50	5	0	0	0	1	6.0	1	1	1	1	0	2	12	0	0	.053
	Lake Elsinore (A)	3-2	1.91	25	0	0	0	9	33.0	17	9	7	2	0	8	47	3	0	.149
	Fort Wayne (A)	1-1	1.42	8	0	0	0	1	12.2	14	3	2	0	0	1	19	1	0	.269
2017	El Paso (AAA)	1-1	2.84	23	0	0	0	13	25.1	22	10	8	1	0	8	31	1	0	.234
	<b>SAN DIEGO</b>	<b>3-2</b>	<b>4.19</b>	<b>46</b>	<b>0</b>	<b>0</b>	<b>0</b>	<b>1</b>	<b>43</b>	<b>41</b>	<b>23</b>	<b>20</b>	<b>10</b>	<b>1</b>	<b>14</b>	<b>46</b>	<b>0</b>	<b>0</b>	<b>.248</b>
<b>Major League Totals</b>		<b>3-2</b>	<b>4.19</b>	<b>46</b>	<b>0</b>	<b>0</b>	<b>0</b>	<b>1</b>	<b>43</b>	<b>41</b>	<b>23</b>	<b>20</b>	<b>10</b>	<b>1</b>	<b>14</b>	<b>46</b>	<b>0</b>	<b>0</b>	<b>.248</b>
<b>Minor League Totals</b>		<b>10-6</b>	<b>1.89</b>	<b>84</b>	<b>0</b>	<b>0</b>	<b>0</b>	<b>30</b>	<b>109.2</b>	<b>77</b>	<b>29</b>	<b>23</b>	<b>4</b>	<b>0</b>	<b>24</b>	<b>167</b>	<b>6</b>	<b>0</b>	<b>.193</b>

\*Led league +Tied for league lead @Rehab assignment

## 2017 AND CAREER BATTING RECORD

YR	CLUB	AVG	G	AB	R	H	2B	3B	HR	RBI	SH	SF	HP	BB	SO	SB	CS	OBP	SLG
2017	<b>SAN DIEGO</b>	<b>----</b>	<b>44</b>	<b>0</b>	<b>0</b>	<b>0</b>	<b>0</b>	<b>0</b>	<b>0</b>	<b>0</b>	<b>0</b>	<b>0</b>	<b>0</b>	<b>0</b>	<b>0</b>	<b>0</b>	<b>0</b>	<b>----</b>	<b>----</b>
<b>Major League Totals</b>		<b>----</b>	<b>44</b>	<b>0</b>	<b>0</b>	<b>0</b>	<b>0</b>	<b>0</b>	<b>0</b>	<b>0</b>	<b>0</b>	<b>0</b>	<b>0</b>	<b>0</b>	<b>0</b>	<b>0</b>	<b>0</b>	<b>----</b>	<b>----</b>

## CAREER FIELDING

POSITION	PCT.	G	PO	A	E	TC	DP
Pitcher	.923	21	2	10	1	13	0

## SINGLE-GAME HIGHS

INNINGS PITCHED.....2.0 IP, three times, last: September 24, 2017 vs. Colorado  
 LOW-HIT COMPLETE GAME.....None  
 STRIKEOUTS.....4, September 24, 2017 vs. Colorado  
 MOST HITS ALLOWED.....3, three times, last: August 28, 2017 vs. San Francisco  
 MOST RUNS ALLOWED.....3, August 10, 2017 at Cincinnati  
 MOST WALKS ALLOWED.....3, August 22, 2017 at St. Louis  
 MOST HOME RUNS ALLOWED.....2, twice, last: August 10, 2017 at Cincinnati  
 CAREER WINNING STREAK.....None  
 CAREER 10-STRIKEOUT GAMES.....None  
 CAREER HOME RUNS HIT.....None

## CAREER TRANSACTIONS

2015.....Signed as a 20th-round selection in the 2015 First-Year Player Draft.

@EiEsteban09

## STEPHEN MCGEE

75

CATCHER

BATS/THROWS: R/R  
OPENING DAY AGE: 27HEIGHT/WEIGHT: 6-3/213  
SERVICE TIME: 0.000

BORN: February 7, 1991 in Fort Myers, FL

RESIDENCE: Fort Lauderdale, FL

ACQUIRED: Signed as a minor league free agent: October 30, 2017



MCGEE

## NON-ROSTER INVITEE

## CAREER

**2017: Spent the entire season with San Antonio (AA) and hit .252 (58-for-230) with 15 doubles, seven home runs, 31 RBI and 34 runs scored in 78 games.**

- His 75 starts behind the dish led all Missions backstops, posting a .990 fielding percentage (seven errors in 694 total chances).
- Recorded a career-high three hits (9x) on four occasions, including in back-to-back games on 7/3-4 at Northwest Arkansas.
- Received his first postseason action since 2014, starting in two games in the Texas League semifinals and going 1-for-8 at the dish...caught the duration of their 4-3 victory in Game 2 to even the series vs. Midland.

**2016: Spent the majority of the season with Arkansas (AA) before landing on the disabled list and eventually signing as a minor league free agent with the Marlins.**

- Appeared in a combined 42 games during the season between New Orleans (AAA), Arkansas (AA) and the AZL Angels.
- Missed some time when landing on the seven-day disabled list on 7/17 and being sent on a rehab assignment with the AZL Angels on 8/5.
- Following the season, signed with the Padres as a minor league free agent on 11/17 and was a non-roster invitee to Spring Training.

**2015: Split the season between Inland Empire (A), Arkansas (AA) and Salt Lake (AAA), hitting a combined .270 (60-for-222) in 68 games with 33 RBI, 19 runs scored and 32 walks.**

- Named a Mid-Season California League All-Star for the Inland Empire 66ers.
- Missed some time while on the seven-day disabled list for Inland Empire from 4/9-26 and 7/25-8/2.
- Following the season, saw action in the Arizona Fall League with the Mesa Solar Sox, playing in 13 games while batting .250 (10-for-40).

**2014: Spent the entire season with Burlington (A), batting .217 (68-for-313) with 29 RBI, 30 runs scored, 50 walks and a .989 field percentage in a career-high 99 games.**

**2013: Split his first professional season between the AZL Angels (R) and Orem (R), combining to hit .236 (13-for-55) in 18 games.**

## QUICK HIT

- Started every game for Florida State University his junior and senior seasons (2012-13).
- All-ACC Second Team honors in 2013
- Top-Four finish in 2012 College World Series

## PERSONAL

Stephen James McGee...is the son of Jeff and Susan...has a younger sister, Lauren, and two older brothers, Mike and Chris...attended Florida State University and was named to the All-ACC second team in 2013...earned ACC Player of the Week honors for the week ending in May 6, 2013...was a Johnny Bench Award Semifinalist (2013) and on the Watch List in 2012 and 2013...started all 67 games for Florida State during the 2012 season that led to a top-four finish in the College World Series...All-ACC Academic Team in 2012 and 2013...attended Port St. Lucie High School (FL) where he played all four years of varsity baseball and earned first team all-state accolades as a senior and second team as a junior...brother, Mike, also attended Florida State and played three seasons in the Mariners organization...has a cat named Jameson...his all-time favorite baseball player is Rick Ankiel...favorite TV show is *The Office* and favorite movie is *Dumb and Dumber*.

## STEPHEN MCGEE'S CAREER BATTING RECORD

YR	CLUB	AVG	G	AB	R	H	2B	3B	HR	RBI	SF	HP	BB	SO	SB	CS	OBP	SLG	E
2013	Orem (R)	.300	12	40	2	12	1	0	1	7	0	1	0	6	0	0	.383	.400	1
	AZL Angels (R)	.067	6	15	3	1	0	0	0	0	0	3	8	4	1	1	.462	.067	0
2014	Burlington (A)	.217	99	313	30	68	12	1	2	29	2	5	9	50	80	1	.337	.281	9
2015	Inland Empire (A)	.253	55	182	16	46	11	1	1	25	0	4	3	27	48	1	.352	.341	7
	Arkansas (AA)	.250	5	12	1	3	1	0	0	0	0	0	3	2	0	0	.400	.333	2
	Salt Lake (AAA)	.393	8	28	2	11	2	0	1	8	1	0	0	2	5	0	.433	.571	3
	Mesa (R)	.250	13	40	5	10	3	0	2	8	0	1	0	7	8	0	.354	.475	2
	AZL Angels (R)	.250	3	12	0	3	1	0	0	0	0	0	0	0	1	0	.250	.333	0
2016	Arkansas (AA)	.165	38	121	9	20	5	0	2	8	0	2	3	15	38	1	.270	.256	3
	New Orleans (AAA)	.333	1	3	1	1	0	0	1	0	0	0	0	1	0	0	.333	1.333	0
2017	San Antonio (AA)	.252	78	230	34	58	15	0	7	31	0	1	3	48	68	0	.387	.409	7
<b>Minor League Totals</b>		<b>.233</b>	<b>305</b>	<b>956</b>	<b>98</b>	<b>223</b>	<b>48</b>	<b>2</b>	<b>15</b>	<b>109</b>	<b>3</b>	<b>13</b>	<b>21</b>	<b>159</b>	<b>253</b>	<b>4</b>	<b>.351</b>	<b>.335</b>	<b>34</b>

\*Led league +Tied for league lead @Rehab assignment

## CAREER TRANSACTIONS

2013.....Signed by the Los Angeles Angels of Anaheim as a ninth-round selection in the First-Year Player Draft.

2016.....Signed by the Miami Marlins as a minor league free agent, August 31.

.....Signed by the San Diego Padres as a minor league free agent, November 17.

2017.....Signed by the San Diego Padres as a minor league free agent, October 30.



@kylemcgrath35



## KYLE MCGRATH

LEFT-HANDED PITCHER

# 44

**BATS/THROWS:** L/L

**OPENING DAY AGE:** 25

**BORN:** July 31, 1992 in Louisville, KY

**RESIDENCE:** Louisville, KY

**ACQUIRED:** Signed as a 36th-round selection in the 2014 First-Year Player Draft

**HEIGHT/WEIGHT:** 6-2/201

**SERVICE TIME:** 0.067

### CAREER

**2017: Split the season between San Antonio (AA), El Paso (AAA) and SD, making his MLB debut on 7/30 vs. PIT.**

- Began the season with SA and made 20 relief appearances, going 1-1 with a 2.66 ERA (7 ER, 23.2 IP) with 27 SO to four BB.
- Received his first call-up to the majors on 7/27 and made his MLB debut on 7/30 vs. PIT, tossing a scoreless seventh inning and striking out two of the three batters he faced.
- Made four more appearances for SD before being optioned to El Paso on 8/22, where he tossed four scoreless outings in his five total appearances, allowing just one run and limiting the opposition to a .143 average.
- Recalled to SD on 9/1 and was scoreless in 10 of his 12 appearances from 9/1-10/1, posting a 1.46 ERA (2 ER, 12.1 IP).
- On the season for SD he posted a 2.84 ERA (6 ER, 19.0 IP) in 17 relief appearances and limited opposing hitters to a .209 average.
- Posted a 3.68 ERA (3 ER, 7.1 IP) at Petco Park as opposed to a 2.31 ERA (3 ER, 11.2 IP) on the road.
- Posted a 1.86 ERA (2 ER, 9.2 IP) against NL West opponents.
- Left-handed hitters hit just .167 (4-for-24) while right-handers hit .233 (10-for-43).

### QUICK HIT

- Named an Organization All-Star for San Diego by MiLB.com (2016)
- Earned the MiLB.com Fans' Choice for Best Relief Pitcher in 2016
- **MLB Debut:** July 30, 2017 vs. PIT

**2016: Split the season between Lake Elsinore (A), San Antonio (AA) and El Paso (AAA), posting a combined 2-2 record with a 0.93 ERA (7 ER, 67.2 IP) and 78 SO to 10 walks while limiting opponents to a .174 batting average in 45 games.**

- Made six relief appearances for El Paso during their Pacific Coast League title run, posting a 1.04 ERA (1 ER, 8.2 IP) in six games with 10 SO to two walks
- Appeared in the Triple-A National Championship for the Chihuahuas against the Scranton/Wilkes-Barre RailRiders, pitching a scoreless eighth inning.
- Earned the MiLB.com Fan's Choice award for Best Relief Pitcher.
- Named an Organizational All-Star for San Diego by MiLB.com.

**2015: Split his first professional season between Fort Wayne (A) and San Antonio (AA), pitching to a combined 3-1 record with a 2.17 ERA (17 ER, 70.2 IP) and 81 SO against nine BB in 42 games.**

**2014: Made his professional debut with the AZL Padres (R), going 1-1 with a 0.79 ERA (2 ER, 22.2 IP) and 22 SO to six BB in 13 games.**

### PERSONAL

Kyle Daniel McGrath...son of James and Melissa McGrath...has two siblings, Kaitlyn and Kolin...attended University of Louisville (KY) where he pitched two scoreless relief outings in the NCAA Regional and two shutout innings in the victory over Kentucky in the title game (2014)...attended Eastern Kentucky University before transferring to Louisville, where he played one season...earned an All-State honorable mention at Butler Traditional High School (KY), including All-Regional and All-District honors...set the single-game state tournament record with 16 strikeouts against Boone County in his senior year at Butler Traditional.



## KYLE MCGRATH'S CAREER PITCHING RECORD

YR	CLUB	W-L	ERA	G	GS	CG	SHO	SV	IP	H	R	ER	HR	HB	BB	SO	WP	BK	AVG
2014	AZL Padres (R)	1-1	0.79	13	0	0	0	2	22.2	8	3	2	0	1	6	22	1	0	.110
2015	San Antonio (AA)	0-1	18.00	1	0	0	0	0	2.0	5	4	4	0	0	1	2	1	0	.455
	Fort Wayne (A)	3-0	1.70	41	0	0	0	3	68.2	56	15	13	3	2	8	79	1	0	.219
2016	El Paso (AAA)	0-0	0.00	1	0	0	0	0	1.2	1	2	0	0	0	1	2	0	0	.143
	San Antonio (AA)	1-2	1.29	33	0	0	0	1	48.2	32	8	7	4	2	8	50	1	1	.188
	Lake Elsinore (A)	1-0	0.00	11	0	0	0	0	17.1	8	1	0	0	1	1	26	1	0	.138
2017	<b>SAN DIEGO</b>	<b>0-0</b>	<b>2.84</b>	<b>17</b>	<b>0</b>	<b>0</b>	<b>0</b>	<b>0</b>	<b>19.0</b>	<b>14</b>	<b>6</b>	<b>6</b>	<b>2</b>	<b>0</b>	<b>6</b>	<b>16</b>	<b>1</b>	<b>0</b>	<b>.209</b>
	El Paso (AAA)	0-0	1.50	5	0	0	0	0	6.0	3	1	1	1	1	0	5	0	0	.143
<b>Major League Totals</b>		0-0	2.84	17	0	0	0	0	19.0	14	6	6	2	0	6	16	1	0	.209
<b>Minor League Totals</b>		7-5	1.6	125	0	0	0	6	190.2	129	44	34	10	8	29	213	5	1	.189

\*Led league +Tied for league lead @Rehab assignment

## CAREER FIELDING

POSITION	PCT.	G	PO	A	E	TC	DP
Pitcher	1.000	17	0	2	0	2	0

## SINGLE-GAME HIGHS

INNINGS PITCHED.....2.0 IP, August 9, 2017 at Cincinnati  
 LOW-HIT COMPLETE GAME.....None  
 STRIKEOUTS.....2, six times, last: September 22, 2017 vs. Colorado  
 MOST HITS ALLOWED.....3, September 26, 2017 at Los Angeles (NL)  
 MOST RUNS ALLOWED.....2, twice, last: August 15, 2017 vs. Philadelphia  
 MOST WALKS ALLOWED.....1, six times, last: October 1, 2017 at San Francisco  
 MOST HOME RUNS ALLOWED.....1, twice, last: August 15, 2017 vs. Philadelphia  
 CAREER WINNING STREAK.....None  
 CAREER 10-STRIKEOUT GAMES.....None  
 CAREER HOME RUNS HIT.....None

## CAREER TRANSACTIONS

2014.....Signed by the Padres as a 36th-round selection in the First-Year Player Draft.



## BRYAN MITCHELL

# 50

**RIGHT-HANDED PITCHER**

**BATS/THROWS:** L/R  
**OPENING DAY AGE:** 26  
**BORN:** April 19, 1991 in Reidsville, NC  
**RESIDENCE:** Tampa, FL

**HEIGHT/WEIGHT:** 6-2/206  
**SERVICE TIME:** 2.049

**ACQUIRED:** From NYY along with INF Chase Headley and cash considerations in exchange for OF Jabari Blash: December 12, 2017

### CAREER

**2017: Split the season between NYY and Scranton/Wilkes-Barre (AAA)...over six stints with NYY, went 1-1 with one save and a 5.79 ERA (21 ER, 32.2 IP) in 20 games (one start).**

- Made his first career Opening Day roster (was on the disabled list on Opening Day in 2016).
- On 4/30 vs. BAL, tossed a scoreless ninth, moved to first base in the 10th and moved back to pitcher in the 11th inning, playing a position other than pitcher for the first time in his professional career...became the first Yankees pitcher to appear at a defensive position in a game since Ron Guidry played one-third of an inning in center field in the resumption of the "Pine Tar Game" on 8/18/83 vs. KC.
- On 6/30 at HOU, earned a 3.0 inning save, his first save of the season and second of his career (first: 6/20/15 vs. DET).
- Tossed 4.0 shutout innings in 8/8 loss at TOR...matched the longest relief outing of his career (also: 9/27/14 at BOS).
- In 14 games (13 starts) with Scranton/Wilkes-Barre, went 3-3 with a 3.25 ERA (23 ER, 63.2 IP) and 66 SO against 13 BB.
- Fanned a season-high 11 batters in 7.2 IP on 8/2 vs. Buffalo.

### QUICK HIT

- **MLB Debut:** August 10, 2014 vs. Cleveland
- **First MLB Start:** September 12, 2014 at Baltimore
- **First MLB Win:** September 7, 2016 vs. Toronto

**2016: Made five appearances (all starts) with NYY while splitting the season between Charleston (A), Tampa (A), Trenton (AA) and Scranton/Wilkes-Barre (AAA).**

- Went 1-2 with a 3.24 ERA (9 ER, 25.0 IP) over five starts in his lone stint with the Yankees (9/6-10/2).
- Held opponents to a .277 (26-for-94) average...was the only pitcher drafted by NYY to make a start for the club in 2016.
- Earned his first ML win with 5.0 shutout innings on 9/7 vs. TOR...was the third NYY pitcher since 2010 to throw at least 5.0 scoreless innings in his season debut, joining Iván Nova and Alfredo Aceves.
- On 9/28 vs. BOS, threw a career-high 7.0-scoreless innings while allowing just two hits.
- Opponents hit .353 (18-for-51) in his first 45 pitches of his starts and just .186 (8-for-43) after the first 45 pitches.
- Finished the season with an 11.0-scoreless inning streak...was scoreless in two of his three home starts.
- On 3/31, was diagnosed with grade three turf toe on his left big toe and a fracture of the Sesamoid bone...underwent left foot plantar plate repair and reconstruction on 4/4.
- Placed on the 15-day disabled list on 4/3, retro (3/31) with a left great toe tear...transferred to the 60-day DL on 5/14 and combined with Charleston, Tampa and Trenton to make four rehab starts from 8/8-23, going 0-1 with a 6.75 ERA (9 ER, 12.0 IP)...reinstated from the 60-day DL and optioned to Scranton/Wilkes-Barre on 8/24.
- Did not record a decision in two starts with Scranton/WB, posting a 1.00 ERA (1 ER, 9.0 IP) with 14 strikeouts and two walks.

**2015: Made 20 appearances (two starts) with NYY and 15 appearances (all starts) with Scranton/Wilkes-Barre (AAA).**

- Went 0-2 with one save and a 6.37 ERA (21 ER, 29.2 IP) in 20 appearances (two starts) over four stints with NYY.
- In 18 relief appearances for NYY, went 0-1 with a 6.00 ERA (16 ER, 24.0 IP).
- In his season debut in a 6/20 win vs. DET, allowed one earned run in 3.0 IP to earn his first career save.
- Was placed on the seven-day concussion disabled list from 8/18-27...was struck in the forehead by a line drive hit by Eduardo Núñez in the second inning of his start on 8/17 vs. MIN...was taken to New York-Presbyterian Hospital for a full evaluation that night, where it was determined he suffered a small nasal fracture and was released from the hospital...threw 30 pitches in a simulated game at the Yankees' minor league complex in Tampa on 8/25.
- Was on the NYY AL Wild Card Game roster vs. HOU but did not pitch.
- In 15 starts with Scranton/WB, went 5-5 with a 3.12 ERA (26 ER, 75.0 IP).
- Following the season, pitched for the Carolina Gigantes of the Puerto Rican Winter League, going 1-1 with a 4.15 ERA (10 ER, 21.2 IP) in five starts.

**2014: Split the season between Trenton (AA), Scranton/Wilkes-Barre (AAA) and NYY.**

- Saw his first ML action, going 0-1 with a 2.45 ERA (3 ER, 11.0 IP) in three appearances (one start) over four stints with the Yankees.
- Signed to a ML contract and selected to the Yankees' 25-man roster on 4/20.
- Made his MLB debut in 8/10 loss vs. Cleveland, tossing 2.0 scoreless innings...made his only start for NYY in the second game of a doubleheader on 9/12 at BAL, recording the loss.
- In nine games (eight starts) with Scranton/Wilkes-Barre, went 4-2 with a 3.67 ERA (17 ER, 41.2 IP) and 34 strikeouts.
- Began the season with Trenton, going 2-5 with a 4.84 ERA (33 ER, 61.1 IP) in 14 games (13 starts).

**2013:** Combined to go 4-11 with a 4.71 ERA (76 ER, 145.1 IP) in 27 games (26 starts) with Tampa (A) and Trenton (AA).

- Tied for fifth among NYY farmhands with 120 strikeouts.
- Spent the majority of the season with Tampa, going 4-11 with a 5.12 ERA (72 ER, 126.2 IP) in 24 games (23 starts).
- Was promoted to Trenton on 8/19, posting a 1.93 ERA (4 ER, 18.2 IP) in three starts without recording a decision.
- Added to the Yankees 40-man roster on 11/20.

**2012:** Spent the season with Charleston (A), going 9-11 with a 4.58 ERA (61 ER, 120.0 IP) in 27 games (26 starts).

- His 121 strikeouts ranked third among Yankees farmhands...ranked second in the South Atlantic League with a 9.08 SO/9 IP ratio
- Following the season, was named by *Baseball America* as having the organization's "Best Curveball."

**2011:** Started 14 games for Staten Island (A), going 1-3 with a 4.09 ERA (28 ER, 61.2 IP)...his 8.61 SO/9.0 IP ratio was third-highest in the New York-Penn League.

**2010:** In his first professional season, debuted with the GCL Yankees (R), going 2-1 with a 3.67 ERA (17 ER, 41.2 IP) in 10 appearances (nine starts)...transferred to Staten Island (A) on 9/1 and made one start.

## PERSONAL

Bryan Bedford Mitchell...was committed to play baseball for the University of North Carolina, but instead signed with NYY...graduated from Rockingham County High School in Reidsville, N.C. in June 2009...was on the baseball team and played right field and designated hitter in games he did not pitch...was named to the North Carolina Baseball Coaches Association All-Star team in 2009...was named the top prospect at the 2008 Atlantic Coast Top Prospect Showcase...was also honored on All-Conference and All-Area teams...as a junior in 2008, went 8-1 with a 1.67 ERA in 63.0 IP...as a senior in 2009, was 5-2 with a 0.62 ERA in 45.1 IP...has a dog named Kimber...enjoys golfing and his favorite T.V. shows are *Modern Family* and *Seinfeld*...his all-time favorite baseball player is Derek Jeter...roots for the Tampa Bay Lightning.

## BRYAN MITCHELL'S CAREER PITCHING RECORD

YR	CLUB	W-L	ERA	G	GS	CG	SHO	SV	IP	H	R	ER	HR	HB	BB	SO	WP	BK	AVG
2010	GCL Yankees	2-1	3.67	10	9	0	0	0	41.2	28	24	17	2	3	22	36	5	0	.190
	Staten Island (A)	0-1	6.75	1	1	0	0	0	4.0	7	4	3	0	2	1	3	1	0	.368
2011	Staten Island (A)	1-3	4.09	14	14	0	0	0	61.2	65	34	28	5	5	31	59	10	0	.275
2012	Charleston (A)	9-11	4.58	27	26	0	0	0	120.0	107	74	61	7	8	72	121	18	1	.240
2013	Tampa (A)	4-11	5.12	24	23	1	0	0	126.2	144	83	72	5	6	53	104	23	0	.289
	Trenton (AA)	0-0	1.93	3	3	0	0	0	18.2	14	5	4	0	1	5	16	4	0	.206
2014	Trenton (AA)	2-5	4.84	14	13	0	0	0	61.1	64	36	33	6	0	29	60	6	0	.268
	Scranton/Wilkes-Barre (AAA)	4-2	3.67	9	8	0	0	0	41.2	45	18	17	5	0	16	34	4	0	.281
	<b>NEW YORK (AL)</b>	<b>0-1</b>	<b>2.45</b>	<b>3</b>	<b>1</b>	<b>0</b>	<b>0</b>	<b>0</b>	<b>11.0</b>	<b>10</b>	<b>3</b>	<b>3</b>	<b>0</b>	<b>2</b>	<b>3</b>	<b>7</b>	<b>0</b>	<b>0</b>	<b>.256</b>
2015	Scranton/Wilkes-Barre (AAA)	5-5	3.12	15	15	1	0	0	75.0	63	29	26	1	0	37	61	6	0	.228
	<b>NEW YORK (AL)</b>	<b>0-2</b>	<b>6.37</b>	<b>20</b>	<b>2</b>	<b>0</b>	<b>0</b>	<b>1</b>	<b>29.2</b>	<b>37</b>	<b>24</b>	<b>21</b>	<b>4</b>	<b>2</b>	<b>16</b>	<b>29</b>	<b>6</b>	<b>0</b>	<b>.296</b>
2016	Charleston (A)	0-0	9.00	1	1	0	0	0	3.0	3	3	3	2	0	0	2	0	0	.250
	Tampa (A)	0-0	7.71	1	1	0	0	0	2.1	5	3	2	0	0	0	2	0	0	.417
	Trenton (AA)	0-1	5.40	2	2	0	0	0	6.2	6	5	4	1	0	3	6	0	0	.231
	Scranton/Wilkes-Barre (AAA)	0-0	1.00	2	2	0	0	0	9.0	8	2	1	0	1	2	14	0	0	.235
	<b>NEW YORK (AL)</b>	<b>1-2</b>	<b>3.24</b>	<b>5</b>	<b>5</b>	<b>0</b>	<b>0</b>	<b>0</b>	<b>25.0</b>	<b>26</b>	<b>13</b>	<b>9</b>	<b>1</b>	<b>0</b>	<b>12</b>	<b>11</b>	<b>0</b>	<b>0</b>	<b>.277</b>
2017	Scranton/Wilkes-Barre (AAA)	3-3	3.25	14	13	0	0	0	63.2	59	26	23	1	2	13	66	6	0	.243
	<b>NEW YORK (AL)</b>	<b>1-1</b>	<b>5.79</b>	<b>20</b>	<b>1</b>	<b>0</b>	<b>0</b>	<b>1</b>	<b>32.2</b>	<b>42</b>	<b>24</b>	<b>21</b>	<b>2</b>	<b>1</b>	<b>13</b>	<b>17</b>	<b>2</b>	<b>0</b>	<b>.302</b>
<b>Minor League Totals</b>		<b>30-43</b>	<b>4.16</b>	<b>137</b>	<b>131</b>	<b>2</b>	<b>0</b>	<b>0</b>	<b>635.1</b>	<b>618</b>	<b>346</b>	<b>294</b>	<b>35</b>	<b>28</b>	<b>284</b>	<b>584</b>	<b>83</b>	<b>1</b>	<b>.256</b>
<b>Major League Totals</b>		<b>2-6</b>	<b>4.94</b>	<b>48</b>	<b>9</b>	<b>0</b>	<b>0</b>	<b>2</b>	<b>98.1</b>	<b>115</b>	<b>64</b>	<b>54</b>	<b>7</b>	<b>5</b>	<b>44</b>	<b>64</b>	<b>8</b>	<b>0</b>	<b>.290</b>

\*Led league +Tied for league lead @Rehab assignment

## CAREER BATTING RECORD

YR	CLUB	AVG	G	AB	R	H	2B	3B	HR	RBI	SH	SF	HP	BB	SO	SB	CS	OBP	SLG
<b>Major League Totals</b>		<b>.000</b>	<b>7</b>	<b>1</b>	<b>0</b>	<b>0</b>	<b>0</b>	<b>0</b>	<b>0</b>	<b>0</b>	<b>0</b>	<b>0</b>	<b>0</b>	<b>0</b>	<b>1</b>	<b>0</b>	<b>0</b>	<b>.000</b>	<b>.000</b>

## CAREER FIELDING

POSITION	PCT.	G	PO	A	E	TC	DP
Pitcher	.813	48	2	11	3	16	0
First Base	.500	1	1	0	1	2	0

## SINGLE-GAME HIGHS

INNINGS PITCHED.....7.0 IP, September 28, 2016 vs. Boston  
 LOW-HIT COMPLETE GAME.....None  
 STRIKEOUTS.....5, twice, last: August 11, 2015 at Cleveland  
 MOST HITS ALLOWED.....9, September 12, 2016 vs. Los Angeles (NL)  
 MOST RUNS ALLOWED.....6, September 12, 2016 vs. Los Angeles (NL)  
 MOST WALKS ALLOWED.....5, September 28, 2016 vs. Boston  
 MOST HOME RUNS ALLOWED.....1, seven times, last: August 17, 2017 at New York (NL)  
 CAREER WINNING STREAK.....1, twice, last: April 12, 2017 vs. TB  
 CAREER 10-STRIKEOUT GAMES.....None  
 CAREER HOME RUNS HIT.....None

## CAREER TRANSACTIONS

2009.....Selected by the New York Yankees in the 16th round of the First-Year Player Draft.  
 2017.....Acquired by the San Diego Padres from the New York Yankees along with INF Chase Headley and cash considerations in exchange for OF Jabari Blash, December 12.



## WIL MYERS

INFIELDER/OUTFIELDER

**BATS/THROWS:** R/R  
**OPENING DAY AGE:** 27

**BORN:** December 10, 1990 in Thomasville, NC  
**RESIDENCE:** Thomasville, NC

**ACQUIRED:** From TB w/ RHP G. Reyes, LHP J. Castillo & C.R. Hanigan as part of 11-player, three-team trade that sent RHP B. Smith, C.R. Rivera and INF J. Bauers to TB & RHP J. Ross and PTBNL (INF T. Turner) to WSH; December 18, 2014  
**CONTRACT STATUS:** Signed through 2022 (club option 2023)

**HEIGHT/WEIGHT:** 6-3/225  
**SERVICE TIME:** 4.104

### CAREER

**2017:** Led SD in nearly every offensive category, ranking first in games played (155), at-bats (567), runs scored (80), hits (138), doubles (29), home runs (30), RBI (74), walks (70) and stolen bases (20).

- Became just the second Padre to record multiple seasons with at least 25 home runs and 20 stolen bases, joining Ryan Klesko who accomplished the feat in 2000 and 2001.
- His 20 stolen bases in 2017 led all MLB first basemen and his 48 stolen bases since the start of the 2016 season rank second, behind only Paul Goldschmidt's 50 swipes.
- Among all MLB first basemen since the start of 2016, he ranks tied for third in triples (seven), fourth in at-bats (1,166), tied for fifth in games played (312) and runs scored (179), tied for seventh in RBI (168) and extra base hits (120), eighth in doubles (58), total bases (539) and walks (138), tied for eighth in home runs (58) and 10th in hits (293) and multi-hit games (80).
- On 4/11 at COL, he hit a single, a double, a home run and a triple in that order to account for the second cycle in team history in the club's 7,660th all-time game...it was his first career cycle as he had fallen a triple shy of the cycle on seven separate occasions in his career (ELIAS).
- The cycle was the 313th in Major League history, the first of the 2017 MLB season and the eighth by an opponent in Coors Field history...it was the 15th total cycle at Coors Field since the park opened in 1995 and the most recent since former Padre Matt Kemp on 8/14/15 in the club's 7,444th all-time game.
- There were only three cycles in between Myers' and Kemp's in all of MLB... in between Kemp's and Myers' cycles, there were 215 games played by the Friars and a Padre had fallen one hit shy of a cycle on 23 occasions, including 22 times missing the triple...in all, prior to Myers' cycle, a Padre had fallen one hit shy of a cycle 384 times, including 280 times missing the triple (ELIAS).
- Myers' fourth hit was a triple, finishing 4-for-4 at the dish with two RBI and two runs scored...the four hits also tied a career high (4x, most recently: 7/5/16 at ARI).
- Enjoyed his best month of the season in April and hit .310 (35-for-113), starting all 27 games for the club and hitting safely in 22 of them...his 35 hits were the most in any month in his career and his 20 RBI tied for the second-most in any month (33 in June 2016).
- Hit safely in a team-high-tying 11 straight games from 4/9-20 (also: Jose Pirela, 7/9-24), hitting .429 (18-for-42) over the streak...one-game shy of his career-high 12-game hitting streak (2x, 7/13-7/31/13 while with TB and 4/15-27/16 with SD).
- Hit safely in 12 consecutive road games from 4/4-25, matching his career high in his rookie season with TB (7/4-8/9/13).
- On 4/29 at SF, he highlighted the Padres' eight-run top of the sixth inning, the most runs SD had scored in a single inning since 5/1/15 vs. COL...he led off the frame with a single and capped it off with a three-run home run, marking the second time in his career that he collected two hits in a single inning (also, 4/9/16 at COL in the top of the ninth, a home run then a single).
- The following night, hit a go-ahead three-run home run in the top of the 12th inning on 4/30 at SF for his first career homer in extra innings to lead the club to the 5-2 victory.
- Homered in a career-high three consecutive games from 7/21-23 at SF...it was his fifth of six occasions homering in consecutive games during the '17 campaign.
- Swiped three bags in the fourth inning on 8/16 vs. PHI...it was the first time in his career he had three steals in a game and he became the first Padre to ever steal three bases in a single inning (ELIAS)...he was just the third first baseman since 2000 to steal three bases in a game (SD's Ryan Klesko on 5/24/01 and ARI's Paul Goldschmidt on 10/11/16).
- Recorded his fifth-career multi-home run game on 9/9 at ARI in the Padres' 8-7 victory...his .320 career average at the end of 2017 against the Diamondbacks is his highest against any club with 60-or-more plate appearances and his 37 total hits at Chase Field are his most at any visiting ballpark.
- Hit his career-high 30th home run of the season on 9/30 vs. SF, the first Padre to hit 30-or-more home runs since Chase Headley hit 31 in 2012...he hit six home runs in nine games played at AT&T Park, which is tied with COL's Nolan Arenado's six in nine games in 2015 for the most homers by a visitor in a single season...only Brandon Belt had more homers (eight in 50 games) than Myers at AT&T in 2017.

### QUICK HITS

- Hit the first cycle of the 2017 MLB season, the first in Padres history and the 313th in MLB history on April 11, 2017 at Colorado.
- His 48 stolen bases from 2016-2017 rank second among all MLB first basemen.
- 2016 National League All-Star for SD at Petco Park...started and batted cleanup, going 1-for-3 with a double.
- 2013 American League Rookie of the Year (TB)

**2016:** Had a career season, setting career highs in nearly every offensive category in 2016 and named to his first career NL All-Star team,

- Became the first Padre in team history to post a season with 25-or-more doubles, home runs and stolen bases and was one of just three in the MLB in 2016 to post those numbers, joining Mookie Betts (42 doubles, 31 homers, 26 stolen bases) and Mike Trout (32 doubles, 29 home runs and 30 stolen bases).

**2016 continued...**

- Per STATS, he was one of only three MLB first baseman (based on primary position in season) all-time to have a season with 25 doubles, home runs and stolen bases, joining Joe Carter (27 doubles, 32 home runs, 31 SB in 1987) and Jeff Bagwell who did so twice in 1997 (40 doubles, 43 home runs, 31 SB) and 1999 (35 doubles, 42 homers, 30 SB).
- Earned NL All-Star honors, hitting .286 (97-for-339) with 19 doubles, two triples, 19 home runs, 60 RBI and 61 runs scored with 15 stolen bases and an .873 OPS over 87 games in the first half of the season.
- Myers started the game for the NL, batting cleanup as the DH and going 1-for-3 with a double in the NL's 4-2 loss to the AL.
- On 6/7 vs. ATL, he hit a game-ending single to give SD a 4-3, his second career walk-off hit and first since 8/3/13 for TB.
- At home, he hit .306 (93-for-304) with 20 doubles, two triples, 18 homers, 58 RBI and 60 runs in 80 games, compared to .210 (62-for-295) with 10 home runs and a .633 OPS in 77 games on the road.
- He set Petco Park single-season records in several categories, including hits (93), home runs (18), RBI (58) and runs (60), along with a .306 average that ranked tops among all players with 250+ at-bats in a single season in downtown San Diego.
- Enjoyed his best month of the season in June when he was named NL Player of the Month after hitting .327 (32-for-98) with 10 doubles, 11 home runs, 33 RBI and 25 runs scored in 26 games.
- His 33 RBI in June led all ML players, as did his 21 extra-base hits while his 75 total bases led all NL players.
- Against right-handed pitching he hit .258 (118-for-457) with 24 doubles, four triples, 20 home runs and 72 RBI with a .791 OPS, while hitting .261 (37-for-142) with eight home runs and an .814 OPS vs. left-handers.
- With runners in scoring position he hit .280 (37-for-132) with seven home runs.

**2015: Played in 60 games for SD, missing time with two separate stints on the DL.**

- Made his second career and second straight Opening Day roster, starting in center field and hitting leadoff Opening Day on 4/6 at LAD.
- Over 23 games in the opening month, he hit .286 (28-98) with four home runs, 15 RBI and 21 runs scored, the third-most runs scored in the month of April in franchise history and most since Al Martin scored a franchise-record 25 runs in April 2000...his 21 runs scored in April were tied for the most in Major League Baseball with St. Louis' Matt Carpenter.
- Over his first 32 games he hit .291/.340/.493 (39-for-134) with five home runs, 19 RBI and 28 runs scored before landing on the 15-day DL on 5/19 (retro 5/11) with left wrist tendinitis...missed 28 games before returning on 6/11.
- At the time his first injury took him down, his 28 runs scored from 4/6-5/10 were most in the majors while his 39 hits ranked tied for ninth in MLB and tied for third in the NL.
- Over a four-game streak from 4/28-5/2 he scored multiple runs in four-straight games, matching the Padres franchise record...fourth time a Padre scored multiple runs in four-straight and first since Damian Jackson in 2001...only others to do so were Greg Vaughn in 1998 and Bip Roberts in 1990.
- Played in three games (6/11-13) before landing back on the 15-day DL on 6/15 (retro to 6/14) with left wrist tendinitis.
- Underwent surgery on 6/18 to remove a bone spur in his left wrist, performed in Scottsdale, AZ by Dr. Donald Sheridan...transferred to 60-day DL on 8/8.
- Missed 70 games on the DL before being reinstated on 9/4.
- Played in 25 games from 9/4 through the end of the season, hitting .208 (16-77) with three home runs and 10 RBI.
- Recorded a career-high-tying four RBI on 9/14 at ARI, sixth four-RBI game of his career and first since 5/4/14 at NYY.
- Made 56 starts total, with 33 in center field, 19 at first base, three in left field and one in right field...each of his first 28 starts came in center field while 19 of his final 28 starts came at first base.
- Of his 56 starts, 51 came batting leadoff...in those 51 starts batting leadoff he hit .271/.343/.459 with eight home runs, 29 RBI and 40 runs scored...hit two leadoff home runs, his lone two career leadoff homers, with his first on 4/25 vs. LAD and his second on 9/14 at ARI.
- Overall on the season hit .350 (14-40) with runners in scoring position, including .348 (8-23) with RISP and two outs.

**2014: The reigning AL Rookie of the Year was limited to 87 games with TB due to a right wrist fracture.**

- Was sidelined 70 games from 5/5-8/20...started 84 games (76 in RF, eight at DH) and made appearances at first base (two games) and center field (one game).
- Made his first Opening Day roster on 3/31 vs. TOR...started in right field and went 3-for-5 with a double and two RBI.
- Hit everywhere from first to seventh in the starting lineup during the course of the season...hit leadoff twice for the first time in his career on 5/13 at SEA and 5/21 vs. OAK.
- Logged his third career multi-homer game on 4/19 vs. NYY in what was his 104th career game...since 2000, he is one of four ML players to total three multi-HR games in his first 104 career games before turning 24 years old, joining Laynce Nix, Brad Miller and Ryan Braun.
- From 4/28-5/15, hit .290/.339/.477 (31-for-107) with eight doubles, four home runs and 16 RBI in 26 games.
- On 5/4 at NYY, hit a three-run, inside-the-park home run off CC Sabathia...it was the first inside-the-parker in the majors in 2014.
- Became the first visiting player with a grand slam and a inside-the-park HR at new Yankee Stadium...the slam came on 6/23/13, also off Sabathia.
- Began his career with a 13-game hitting streak at Yankee Stadium before going hitless on 9/9...per ELIAS, it was the longest streak in road games against the Yankees to begin a career since WSH's Eddie Foster in 1912-13 (17 games) at Hilltop Park and the Polo Grounds.
- Had a two-RBI sac fly on 9/16 vs. NYY, the first two-run sac fly in Rays history scoring Evan Longoria from third base and James Loney from second base...it was the first two-run sac fly in MLB since LAA Mike Trout on 8/10/12 vs. SEA.

**2013: Named Jackie Robinson AL Rookie of the Year by the Baseball Writers' Association of America, earning 23 of 30 first-place votes.**

- Won the award despite playing only 88 games after his 6/18 call-up...became the first position player to win AL Rookie of the Year in fewer than 100 games and the second in MLB history, joining PHI Ryan Howard (2005, 88 games).
- Also recognized as AL Rookie of the Year by *Sporting News*, AL Outstanding Rookie in the Players Choice Awards, Rays Outstanding Rookie by the Tampa Bay chapter of the BBWAA and was named to Topps All-Rookie Team.





## 2013 continued...

- Led AL rookies in RBI (53), go-ahead RBI (15), doubles (23), extra-base hits (36), on-base percentage (.354) and slugging percentage (.478) and tied LAA's J.B. Shuck for first in total bases (160)...became the first player to lead AL rookies in RBI in less than 90 games since DET's Hoot Evers in 1946 (33 RBI in 81 games).
- After his 6/18 call-up, led the team in doubles, RBI, runs scored (50), OBP (.354) and SLG...the Rays went 56-38 (.596) after his call-up, compared to 36-33 (.522) before it.
- Became just the fifth rookie in the 2000s to lead a postseason-bound team in batting (.294) after the All-Star break, joining OAK's Yoenis Cespedes in 2012, STL's Albert Pujols, SEA's Ichiro Suzuki in 2001 and SEA Carlos Guillen in 2000.
- Made 68 starts in right field and DH'd 11 times...also started six games in center field in August.
- His first MLB home run was a grand slam off CC Sabathia on 6/23...it made him (22 years, 194 days) the fourth-youngest visiting player to hit a grand slam at Yankee Stadium (new or original) and the youngest since SEA's Ken Griffey Jr. in 1991.
- Entered 2013 rated by *Baseball America* as the No. 1 prospect, Best Power Hitter and Best Hitter for Average in the Rays system...also ranked the No. 4 prospect in the minor leagues by MLB.com.
- Prior to the season, was acquired by TB along with INF Patrick Leonard, LHP Mike Montgomery and RHP Jake Odorizzi from KC in exchange for RHP Wade Davis, RHP James Shields and a PTBNL (INF Elliot Johnson).

## 2012: Named the Minor League Player of the Year by *Baseball America*, *USA Today* and *Topps*, joining *Andrew Jones (1996)* and *Josh Beckett (2001)* as the only players to win the award from the three publications in the same season.

- Split the season between Northwest Arkansas (AA) and Omaha (AAA), hitting a combined .314 with 26 doubles, six triples, 37 home runs and 109 RBI in 134 games.
- His 37 home runs were the second-most in minor league baseball, one shy of Darin Ruf, who hit 38 for Reading (AA)...his 313 total bases led all minor leaguers while his 109 RBI ranked fourth...his .987 OPS was fifth among full-season minor leaguers and was one of six minor leaguers with a .600 or better slugging percentage.
- According to *Baseball America*, became one of 10 minor leaguers in the past 50 years to hit 35 or more home runs above Class-A before turning 22...only two others matched or exceeded his 37 HR: Arlo Engel (41 for Double-A El Paso in 1963) and Paul Konerko (37 for Triple-A Albuquerque in 1997).
- At just 21 years old, was the second-youngest player in the Pacific Coast League.
- Collected two hits and drove in three runs for Team USA at the SiriusXM Futures Game at Kauffman Stadium in Kansas City on 7/8, in what was his second straight Futures Game appearance...three days later was selected the "Star of Stars" for the Pacific Coast League in the Triple-A All-Star Game after recording two hits, including a double, with an RBI.

## 2011: Spent the entire season with Northwest Arkansas (AA) where he made the conversion from catcher to outfielder.

- Hit .254 with 23 doubles, one triple, eight home runs, 49 RBI and 50 runs scored in 99 games for the Naturals.
- Spent the majority of the season in right field, where he appeared in 75 games, but also played in 13 games in center field and six games in left field.
- Missed almost a month beginning 5/11 with a serious laceration on his knee and a subsequent infection...suffered the injury when he slipped running from his car in the rain.
- Was hitting .284 with two HR and nine RBI in 20 games before the injury and .246 with six HR and 40 RBI in 79 games after his return.
- Named to the Texas League All-Star Game and was selected for Team USA at the SiriusXM Futures Game at Chase Field in Phoenix.
- Following the season, played in the Arizona Fall League, batting .360 (31-for-86) with five doubles, five triples, four home runs, 18 RBI and 24 runs scored in 23 games for Surprise...finished second in the league in OBP (.481), third in SLG (.674) and third in OPS (1.156)...his 20 walks tied for the league lead.

## 2010: Split the season between Burlington (A) and Wilmington (A), hitting a combined .315 with 37 doubles, three triples, 14 home runs, 83 RBI and 85 walks in 126 games.

- Following the season, was rated by *Baseball America* as being the second-best prospect in the Royals system, third-best prospect in the Midwest League and fourth-best prospect in the Carolina League.
- Named Class-A Burlington Player of the Year and a Midwest League All-Star despite a 7/1 promotion to Wilmington.

## 2009: Selected by KC in the third round of the First-Year Player Draft out of Wesleyan Christian Academy.

- After signing with KC, appeared in a combined 22 games between Idaho Falls (R) and Burlington (A), hitting .369 with seven doubles, two triples, five home runs and 18 RBI.
- Rated by *Baseball America* as being the top prospect in the Pioneer League following the season...had a minor-league-high 21 hits in September.

## PERSONAL

William Bradford Myers...committed to the University of South Carolina before signing with the Royals...graduated from Wesleyan Christian Academy in High Point, N.C. in 2009...finished his senior year batting .532 with 14 home runs and 41 RBI and was named the second-best "Pure Hitter" in the 2009 draft by *Baseball America*...led his squad to the North Carolina state title as a junior in 2008, pitching to a 10-0 record, including the victory in Game 1 of the best-of-three championship series...originally signed by Royals' scout Steve Connelly.

## WIL MYERS' CAREER BATTING RECORD

YR	CLUB	AVG	G	AB	R	H	2B	3B	HR	RBI	SH	SF	HP	BB	SO	SB	CS	OBP	SLG	E
2009	Idaho Falls (R)	.426	18	68	18	29	7	1	4	14	0	2	1	9	15	2	0	.488	.735	1
	Burlington (R)	.125	4	16	1	2	0	1	1	4	0	0	0	0	3	0	0	.125	.438	0
2010	Burlington (A)	.289	68	242	42	70	19	1	10	45	0	2	2	48	55	10	3	.408	.500	4
	Wilmington (A)	.346	58	205	28	71	18	2	4	38	0	1	4	37	39	2	3	.453	.512	1
2011	NW Arkansas (AA)	.254	99	354	50	90	23	1	8	49	2	4	4	52	87	9	2	.353	.393	7
2012	NW Arkansas (AA)	.343	35	134	32	46	11	1	13	30	0	1	1	16	42	4	1	.414	.731	0
	Omaha (AAA)	.304	99	388	66	118	15	5	24	79	0	3	3	45	98	2	2	.378	.554	5
2013	Durham (AAA)	.286	64	252	44	72	13	2	14	57	0	6	2	29	71	7	1	.356	.520	2
	TAMPA BAY	.293	88	335	50	98	23	0	13	53	0	4	1	33	91	5	2	.354	.478	0
2014	TAMPA BAY	.222	87	325	37	72	14	0	6	35	0	2	0	34	90	6	1	.294	.320	4
	Durham (AAA)@	.250	7	24	3	6	1	0	2	6	0	0	0	7	7	3	0	.419	.542	1
2015	SAN DIEGO	.253	60	225	40	57	13	1	8	29	0	0	1	27	55	5	2	.336	.427	0
	El Paso (AAA)@	.333	3	15	4	5	0	0	1	1	0	0	0	0	2	2	0	.333	.533	0
	Lake Elsinore (A)@	.222	3	9	3	2	1	0	0	0	0	0	1	2	2	0	0	.417	.333	0
2016	SAN DIEGO	.259	157	599	99	155	29	4	28	94	0	5	4	68	160	28	6	.336	.461	3
2017	SAN DIEGO	.243	155	567	80	138	29	3	30	74	0	7	5	70	180	20	6	.328	.464	8
Major League Totals		.254	547	2051	306	520	108	8	85	285	0	18	11	232	576	64	17	.330	.438	15
Minor League Totals		.299	458	1707	291	511	108	14	81	323	2	19	18	245	421	41	12	.389	.521	21

\*Led league +Tied for league lead @Rehab assignment

## ALL-STAR

YR	CLUB	AVG	G	AB	R	H	2B	3B	HR	RBI	SH	SF	HP	BB	SO	SB	CS	OBP	SLG	E
2016	NL vs. AL (at SD)	.333	1	3	0	1	0	0	0	0	0	0	0	0	1	0	0	.333	.667	0

## WILD CARD GAME

YR	CLUB	AVG	G	AB	R	H	2B	3B	HR	RBI	SH	SF	HP	BB	SO	SB	CS	OBP	SLG	E
2013	TB at CLE	.250	1	4	0	1	0	0	0	0	0	0	0	0	0	3	0	0	.250	.250

## DIVISION SERIES

YR	CLUB	AVG	G	AB	R	H	2B	3B	HR	RBI	SH	SF	HP	BB	SO	SB	CS	OBP	SLG	E
2013	TB vs. BOS	.063	4	16	0	1	0	0	0	0	0	0	0	1	4	0	0	.143	.063	

## CAREER FIELDING

POSITION	PCT.	G	PO	A	E	TC	DP
First Base	.996	327	2700	158	11	2869	303
Outfield	.990	207	388	8	4	400	2
Right Field	.987	159	291	6	4	301	1
Center Field	1.000	47	89	2	0	91	1
Left Field	1.000	7	8	0	0	8	0
Second Base	---	1	0	0	0	0	0
Third Base	---	1	0	0	0	0	0
<b>Career Totals</b>	<b>.995</b>	<b>536</b>	<b>3088</b>	<b>166</b>	<b>15</b>	<b>3269</b>	<b>305</b>

## SINGLE-GAME HIGHS

HITTING STREAK.....	12 games, twice, last April 15-27, 2016
HITS.....	4, four times, last: April 10, 2017 at Colorado
DOUBLES.....	2, six times, last: June 18, 2016 vs. Washington
RBI.....	5, June 24, 2016 at Cincinnati
RUNS SCORED.....	4, April 19, 2014 vs. New York (AL)
WALKS.....	3, six times, last: June 20, 2017 at Chicago (NL)
STRIKEOUTS.....	4, five times, last: July 17, 2017 at Colorado
STOLEN BASES.....	3, August 16, 2017 vs. Philadelphia
CAREER WALK-OFF HITS (2).....	last: June 7, 2016 vs. Atlanta (Arodys Vizcaino)

## HOME RUNS

CAREER MULTI-HOMER GAMES (5).....	April 19, 2014 vs. New York (AL) (Ivan Nova and Matt Daley) September 4, 2013 at Los Angeles (AL) (Jered Weaver) July 28, 2013 at New York (AL) (Phil Hughes) June 8, 2016 vs. Atlanta (Jose Teherán) September 9, 2017 at Arizona (Zack Godley and Andrew Chafin)
CAREER GRAND SLAMS (1).....	June 22, 2013 at New York (AL) (CC Sabathia)
CAREER PINCH-HIT (0).....	None
CAREER WALK-OFF (0).....	None
CAREER LEAD-OFF (2).....	April 25, 2015 vs. Los Angeles (NL) (Brandon McCarthy) September 14, 2015 at Arizona (Jeremy Hellickson)

## CAREER TRANSACTIONS

2009.....	Signed by the Kansas City Royals as a third-round selection in the First-Year Player Draft.
2012.....	Acquired by the Tampa Bay Rays along with INF Patrick Leonard, LHP Mike Montgomery and RHP Jake Odorizzi in exchange for RHP Wade Davis, RHP James Shields and PTBNL (INF Elliot Johnson), December 9.
2014.....	Acquired by the San Diego Padres from the Tampa Bay Rays along with RHP Gerardo Reyes, LHP Jose Castillo and C Ryan Hanigan as part of 11-player, three-team trade that sent RHP Burch Smith, C Rene Rivera and INF Jake Bauers to Tampa Bay and RHP Joe Ross and a PTBNL (INF Trea Turner) to Washington, December 18.



# PLAYERS

@JoshNaylor44

# 87



## JOSH NAYLOR

INFIELDER

BATS/THROWS: L/L

HEIGHT/WEIGHT: 5-11, 250

OPENING DAY AGE: 20

SERVICE TIME: 0.000

BORN: June 22, 1997 in Mississauga, ON, Canada

RESIDENCE: Mississauga, ON, Canada

ACQUIRED: From MIA via trade, July 29, 2016

### NON-ROSTER INVITEE

### CAREER

**2017: Split the season between Lake Elsinore (A) and San Antonio (AA), playing in a combined 114 games while posting a .280 batting average (123-for-439) with 25 doubles, two triples, 10 home runs, 64 RBI, 59 runs scored and a career-high 43 walks.**

- Earned California League Player of the Month honors for Lake Elsinore during the month of April, hitting .306 (30-for-98) over 23 games with 23 RBI and 21 runs scored.
- Missed time while on the seven-day disabled list from 4/30-5/11 after getting hit in the face by a pickoff throw.
- Named a Cal League Mid-Season All-Star roster, hitting .299 (69-for-231) in 59 games before the All-Star break.
- Selected to the World Team roster representing Canada for the second consecutive season in the SiriusXM All-Star Futures Game at Marlins Park during the All-Star break and singled in the first run in the World's 7-6 loss to the U.S.
- Promoted to San Antonio on 7/11 and hit .250 (39-for-156) in 42 games with the Missions.
- Recorded a season-high four hits on 7/31 vs. Corpus Christi.
- Received his first career postseason action in the Texas League semifinals against Midland, going 1-for-13 (.077) in four games.
- Following the season, was named to the Arizona Fall League Top Prospects Team, playing in 19 games for the league champion Peoria Javelinas...hit clean-up as the starting first baseman for the West Division in the Fall Stars Game and led the league's primary first baseman in batting average (.304), hits (24), home runs (three) and doubles (six).
- Also named a Rising Star while in the Arizona Fall League.
- Entered 2018 rated as the No. 10 prospect in the Padres organization by MLB.com.

### QUICK HITS

- Has twice been selected to the World roster representing Canada in the SiriusXM All-Star Futures Game (2016-17) and is a combined 3-for-4 with two RBI.
- Named a Mid-Season All-Star in the California League for Lake Elsinore in 2017 and in the South Atlantic League for Greensboro in 2016.
- MiLB.com California League Player of the Month (April 2017).

**2016: Began the season with Greensboro (A) and finished with Lake Elsinore (A) after being traded from MIA to SD on 7/29.**

- Recorded career-highs in hits (127), doubles (29), home runs (12), RBI (75), stolen bases (11) and games played (122).
- Named a South Atlantic League Mid-Season All-Star for Greensboro.
- Selected to the World Team roster representing Canada in the SiriusXM All-Star Futures Game at Petco Park during the All-Star Break, going 2-for-3 with an RBI the World's 11-3 victory over the U.S.
- Over 23 games in July while with Greensboro, hit .326 (28-for-86) with 11 RBI with RISP.
- While with Lake Elsinore, hit .355 (11-for-31) with two home runs when leading off an inning.
- Tabbed as the No. 10 prospect in the Padres organization following the season by *Baseball America*.

**2015: Made his professional debut with the GCL Marlins (R), hitting .327 (32-for-98) over 25 games.**

- Hit .340 (18-for-53) over 13 games at home and .311 (14-for-45) in 12 games on the road.
- Hit .329 (24-for-73) vs. RHP and .320 (8-for-25) against LHP.
- Rated as the No. 14 prospect in the Gulf Coast League.
- Ranked by *Baseball America* as the No. 2 prospect in the Marlins organization following the season.

### PERSONAL

Josh James Naylor...is the son of Chris and Jenice...has two younger brothers, Noah and Myles...attended St. Joan of Arc Catholic Secondary School (ON)...made the Canadian Junior National Baseball Team at age 15 that won the silver medal at the 18U Baseball World Cup (2012)...was on the 18U Baseball World Cup team that won the bronze medal (2014) and competed in the 2015 18U Baseball World Cup...ranked by Perfect Game among the Top 50 available prospects in the 2015 First-Year Player Draft and was named to the *Baseball America* High School All-American First Team...all-time favorite baseball player is David Ortiz...is a fan of Kevin Hart, Ice Cube, Will Farrell and Mark Wahlberg...enjoys listening to Ed Sheeran...favorite TV shows are *Dexter*, *Game of Thrones* and *Prison Break*...roots for the Washington Capitals, Los Angeles Clippers and Philadelphia 76ers.

### JOSH NAYLOR'S CAREER BATTING RECORD

YR	CLUB	AVG	G	AB	R	H	2B	3B	HR	RBI	SH	SF	HP	BB	SO	SB	CS	OBP	SLG	E
2015	GCL Marlins	.327	25	98	8	32	4	1	1	16	0	2	1	4	11	1	0	.352	.418	1
2016	Greensboro (A)	.269	89	342	42	92	24	2	9	54	1	2	3	22	62	10	3	.317	.430	11
	Lake Elsinore (A)	.252	33	139	17	35	5	0	3	21	0	2	0	3	22	1	1	.264	.353	8
2017	Lake Elsinore (A)	.297	72	283	41	84	16	2	8	45	0	1	2	27	48	7	1	.361	.452	6
	San Antonio (AA)	.250	42	156	18	39	9	0	2	19	0	2	1	16	36	2	1	.320	.346	6
<b>Minor League Totals</b>		<b>.277</b>	<b>261</b>	<b>1018</b>	<b>126</b>	<b>282</b>	<b>58</b>	<b>5</b>	<b>23</b>	<b>155</b>	<b>1</b>	<b>9</b>	<b>7</b>	<b>72</b>	<b>179</b>	<b>21</b>	<b>6</b>	<b>.326</b>	<b>.412</b>	<b>32</b>

\*Led league +Tied for league lead @Rehab assignment

### CAREER TRANSACTIONS

2013.....Signed by the Miami Marlins as a first-round selection (12th overall) in the First-Year Player Draft.

2016.....Acquired by the San Diego Padres from the Miami Marlins via trade, July 29.

@JakeNix33

74

NIX



## JACOB NIX

**RIGHT-HANDED PITCHER**
**BATS/THROWS:** R/R

**OPENING DAY AGE:** 22

**BORN:** January 9, 1996 in Fullerton, CA

**RESIDENCE:** Los Alamitos, CA

**ACQUIRED:** Signed as a third-round selection in the 2015 First-Year Player Draft

**HEIGHT/WEIGHT:** 6-3, 233

**SERVICE TIME:** 0.000

### NON-ROSTER INVITEE

#### CAREER

**2017:** Split the season between Lake Elsinore (A) and San Antonio (AA), pitching to a combined 5-5 record over 17 games (16 starts) with a 4.67 ERA (49 ER, 94.1 IP) and 73 SO against 19 BB...promoted to El Paso (AAA) for to start Game 4 of the Pacific Coast League championship series.

- Began the year on the seven-day disabled list before being activated on 5/26 with Lake Elsinore.
- Earned California League Pitcher of the Week honors for the week ending in 7/2 after throwing a complete game shutout, allowing just two hits while striking out 11 vs. Rancho Cucamonga...his 9.0 IP and 11 strikeouts on 7/2 were both single-game career highs.
- Was one of only two Cal League pitchers to record a complete game shutout during the season.
- Promoted to San Antonio on 8/3 and made six starts for the Missions, going 1-2 with a 5.53 ERA (49 ER, 94.1 IP).
- Made his first career postseason start and tossed 7.0 IP of three-run ball (two earned) in the Missions' 4-1 loss in Game 5 of the Texas League semifinals.
- Promoted to El Paso on 9/16 and started Game 4 of the PCL championship that same day, earning the win to force a Game 5 behind 6.2 IP of one-run ball on El Paso's 5-1 victory.
- In his two postseason starts for San Antonio and El Paso, went a combined 1-1 with a 1.98 ERA (3 ER, 13.2 IP) with six SO and one BB while limiting hitters to a .208 average.
- Ranked by MLB.com as the No. 7 prospect in the Padres organization following the season.
- Entered 2018 rated as the No. 14 prospect in the Padres organization by MLB.com.

#### QUICK HITS

- California League Pitcher of the Week (July 2017).
- Named a Midwest League Mid-Season All-Star for Fort Wayne in 2016.

**2016:** Spent the entire campaign with Fort Wayne, earning a spot on the Midwest League Mid-Season All-Star roster.

- Recorded career highs in games started (25), innings pitched (105.1) and strikeouts (90).
- Ranked by *Baseball America* as the No. 7 prospect in the Padres organization following the season.

**2015:** Made his professional debut with the AZL Padres (R), going 0-2 with a 5.49 ERA (12 ER, 19.2 IP) in seven appearances (three starts).

- Ranked as the No. 8 prospect in the Arizona League.
- Rated by *Baseball America* as the No. 11 prospect in the Padres organization after the season.

#### PERSONAL

Jacob James Nix...attended IMG Academy (FL)...competed on the US National Baseball Team that won the gold medal in the 2013 18U Baseball World Cup...participated in the 2014 Perfect Game and was a 2nd Team All-American as well as an All Region 1st Team selection...was also named to the 2013 Underclass 3rd Team by Perfect Game.

#### JACOB NIX'S CAREER PITCHING RECORD

YR	CLUB	W-L	ERA	G	GS	CG	SHO	SV	IP	H	R	ER	HR	HB	BB	SO	WP	BK	AVG
2015	AZL Padres	0-2	5.49	7	3	0	0	0	19.2	23	16	12	1	2	7	19	6	0	.284
2016	Fort Wayne (A)	3-7	3.93	25	25	0	0	0	105.1	115	54	46	5	2	20	90	4	4	.280
2017	Lake Elsinore (A)	4-3	4.32	11	10	1	1	0	66.2	78	40	32	5	3	10	51	7	0	.297
	San Antonio (AA)	1-2	5.53	6	6	0	0	0	27.2	32	21	17	0	2	9	22	1	0	.281
<b>Minor League Totals</b>		<b>8-14</b>	<b>4.39</b>	<b>49</b>	<b>44</b>	<b>1</b>	<b>1</b>	<b>0</b>	<b>219.1</b>	<b>248</b>	<b>131</b>	<b>107</b>	<b>11</b>	<b>9</b>	<b>46</b>	<b>182</b>	<b>18</b>	<b>4</b>	<b>.285</b>

\*Led league +Tied for league lead @Rehab assignment

#### CAREER TRANSACTIONS

2014.....Selected by the Houston Astros in the fifth-round in the First-Year Player Draft (did not sign).

2015.....Signed by the San Diego Padres as a third-round selection in the First-Year Player Draft.



## LUIS PERDOMO

RIGHT-HANDED PITCHER

**BATS/THROWS:** R/R  
**OPENING DAY AGE:** 24

**HEIGHT/WEIGHT:** 6-1/203  
**SERVICE TIME:** 2.000

**BORN:** May 9, 1993 in Santo Domingo, Dominican Republic

**RESIDENCE:** San Cristobal, Dominican Republic

**ACQUIRED:** From COL in exchange for PTBNL or cash considerations: December 10, 2015

### CAREER

**2017: Set career highs in nearly every category in 2017 and ranked tied for the club lead in quality starts (16), tied for second in wins (eight), third in innings pitched (163.2) and fourth in strikeouts (118).**

- Led all NL pitchers with a 62.0 ground ball percentage, trailing only TOR's Marcus Stroman (62.9) in the majors...his 321 ground balls induced ranked fourth in the majors behind teammate Clayton Richard and Stroman's 377 and STL/SEA's Mike Leake's 326.
- Forced opponents to ground into 32 double plays, which ranked tied for first in the NL with teammate Clayton Richard and tied for second in the majors behind only Stroman's 34, despite throwing 37.1 innings less than Stroman...his 1.76 opponent ground GDP/IP ratio ranked first in the majors.
- Became the first pitcher to hit four triples in a season since PHI's Robin Roberts in 1955...only three other pitchers had one triple in MLB in 2017, resulting in Perdomo having more triples in his 46 at-bats than all other MLB pitchers in their combined 4,534 at-bats.
- Strung together four quality starts from 4/28-5/15 and posted a 3.00 ERA (8 ER, 24.0 IP) with 26 SO to 6 BB.
- Recorded two extra-base hits for the first time in his career on 5/15 at MIL...his RBI triple in the second inning was the first triple of his career and he became the first Padre hurler to hit a three-bagger since Tyson Ross on 6/20/15 at ARI.
- With six no decisions to open the season, he had the most consecutive starts to begin a season without a decision in club history, surpassing Bob Owchinko's five consecutive starts in 1977 (STATS Inc.).
- Tossed at least 6.0 IP while allowing two hits or less and no earned runs twice (5/31 vs. CHC and 6/23 vs. DET), one of only two Padres to record such an outing in 2017 (also, Jhoulys Chacin, 9/23 vs. COL).
- Earned his first win in his 11th start of the season on 6/12 vs. CIN, working 6.2 innings of three-run ball...after going winless in his first 10 starts, only John D'Acquisto (12 starts without a win in 1977) has ever had a longer winless streak to start a season in Padres history (STATS).
- Earned the win in three straight games (6/23-7/5), the longest such streak of his career and one of only three Padres to do so in 2017 (also: Chacin 7/20-8/1 and Lamet 7/23-8/5)...went 3-0 with a 2.76 ERA (5 ER, 16.1 IP).
- Tossed at least 6.0 IP in 10 consecutive starts from 7/22-9/10, the most by a Padres hurler since James Shields tossed 6.0-plus innings in 14 straight from 9/9/15-5/25/16.
- Worked 5.0 innings-or-more in 26 of his 29 starts and 6.0 innings-or-more in 20 of his starts in 2017.

### QUICK HITS

- In 2017, led all NL pitchers with a 62.0 ground ball percentage, trailing only TOR's Marcus Stroman (62.9)
- Forced opponents to ground into 32 double plays in 2017, which ranked tied for first in the NL and tied for second in MLB with teammate Clayton Richard
- Hit four triples in 2017, the first pitcher to do so in a single season since PHI's Robin Roberts in 1955.
- First MLB Start: May 14, 2016 at Milwaukee
- First MLB Win: April 16, 2016 vs. Arizona

**2016: Led all SD starters in wins (nine), IP (146.2) and ranked second in strikeouts (105) and games started (20).**

- Tossed the only complete game by a Padres pitcher in 2016 on 8/28 at MIA, working 9.0 innings of one-run ball, allowing six hits and three walks while striking out three in the team's 3-1 victory...induced five double play ground outs in the game.
- Became the first Padres rookie to toss a complete game since 2008 when Josh Banks did so on 5/31/08 at SF.
- Gave up three earned runs or less in 12 of his 18 starts after 6/15 and earned a quality start in 10 of his 20 starts on the season.
- Came in relief on 6/10 at COL and worked 5.2 IP, striking out seven...tying the second-longest relief outing in the majors in 2016 and the longest by a Padre reliever since Tim Stauffer also went 5.2 innings on 5/22/13 vs. STL.
- Worked scoreless ball in five of his 15 relief appearances with a 9.10 ERA (30 ER, 29.2 IP).
- Made his MLB debut in the Padres first game of the season on 4/4 vs. LAD, allowing six ER in 1.0 IP.
- Earned his first career win on 4/16 vs. ARI with a scoreless inning pitched in the Padres' 14-inning win that night.
- Made his first career start on 5/14 at MIL, working 2.0 innings allowing two runs on four hits and two walks while striking out four in the team's eventual 8-7 victory.
- Earned his first career win as a starter against the Marlins on 6/15, working 6.0 innings allowing three runs on six hits and two walks while striking out four in the team's 6-3 victory.
- Over his 10 outings in July and August, went 5-4 and posted a 3.59 ERA (25 ER, 62.2 IP) with six quality starts.



**2015: Split the season between Palm Beach (A) and Peoria (A), going a combined 6-12 with a 3.98 ERA (56 ER, 126.2 IP) and 118 SO against 37 BB over 23 games (22 starts).**

- Began the season with Peoria and went 5-9 with a 3.68 ERA (41 ER, 100.1 IP) and 100 SO against 31 BB in 17 starts before earning a promotion to Palm Beach in August.
- In six games (five starts) for Palm Beach, went 1-3 with a 5.13 ERA (15 ER, 26.1 IP).
- Named a Midwest League Mid-Season and Post-Season All-Star for Peoria.
- Represented the World Team in the 2015 MLB All-Star Futures Game, working 0.2 scoreless innings with one hit allowed and one strikeout.

**2014: Went a combined 4-6 with a 4.25 ERA (34 ER, 72.0 IP) and 57 SO to 22 BB over 14 games (13 starts) between State College (A), Peoria (A) and Palm Beach (A).**

- Began the season with Palm Beach, pitching in one game before being transferred to State College where he made two starts and posted a 1.50 ERA (2 ER, 12.0 IP) with 13 SO to one BB.
- Spent the rest of the season with Peoria, going 3-6 with a 5.05 ERA (32 ER, 57.0 IP) in 11 starts.

**2013: Played the entire season with Johnson City (R), going 1-6 with a 5.40 ERA (25 ER, 41.2 IP).**

**2012: Split the season between the DSL Cardinals and GCL Cardinals, going a combined 4-4 with a 2.70 ERA (17 ER, 56.2 IP) and 50 SO against 13 BB in 11 total starts.**

- In his nine starts for the DSL Cards, was 3-3 with a 2.27 ERA (12 ER, 47.2 IP) and 47 SO to eight BB.

**2011: Made his professional debut with six games (five starts) for the DSL Cardinals, going 1-3 with a 5.68 ERA (12 ER, 19.0 IP).**

## PERSONAL

Luis David Perdomo...all-time favorite baseball players are David Ortiz and Pedro Martinez...enjoys any movie Vin Diesel is in...originally signed by the St. Louis Cardinals as a non-drafted free agent on November 28, 2010.

## LUIS PERDOMO'S CAREER PITCHING RECORD

YR	CLUB	W-L	ERA	G	GS	CG	SHO	SV	IP	H	R	ER	HR	HB	BB	SO	WP	BK	AVG
2011	DSL Cardinals (R)	1-3	5.68	6	5	0	0	0	19.0	28	18	12	1	3	8	16	3	0	.364
2012	DSL Cardinals (R)	3-3	2.27	9	9	1	0	0	47.2	42	20	12	0	3	8	47	7	0	.230
	GCL Cardinals (R)	1-1	5.00	2	2	0	0	0	9.0	11	6	5	0	0	5	3	1	0	.324
2013	Johnson City (R)	1-6	5.40	12	10	0	0	0	41.2	59	44	25	4	4	14	29	6	0	.316
2014	Palm Beach (A)	0-0	0.00	1	0	0	0	0	3.0	2	0	0	0	0	0	3	0	0	.200
	State College (A)	1-0	1.50	2	2	0	0	0	12.0	11	3	2	1	0	1	13	0	0	.250
	Peoria (A)	3-6	5.05	11	11	0	0	0	57.0	64	44	32	4	4	21	41	5	1	.276
2015	Peoria (A)	5-9	3.68	17	17	1	0	0	100.1	103	52	41	7	5	31	100	7	1	.265
	Palm Beach (A)	1-3	5.13	6	5	0	0	0	26.1	31	16	15	1	0	6	18	3	0	.301
2016	<b>SAN DIEGO</b>	<b>9-10</b>	<b>5.71</b>	<b>35</b>	<b>20</b>	<b>1</b>	<b>0</b>	<b>0</b>	<b>146.2</b>	<b>187</b>	<b>99</b>	<b>93</b>	<b>23</b>	<b>7</b>	<b>46</b>	<b>105</b>	<b>10</b>	<b>0</b>	<b>.310</b>
2017	<b>SAN DIEGO</b>	<b>8-11</b>	<b>4.67</b>	<b>29</b>	<b>29</b>	<b>0</b>	<b>0</b>	<b>0</b>	<b>163.2</b>	<b>182</b>	<b>97</b>	<b>85</b>	<b>17</b>	<b>8</b>	<b>65</b>	<b>118</b>	<b>11</b>	<b>2</b>	<b>.285</b>
<b>Major League Totals</b>		<b>17-21</b>	<b>5.16</b>	<b>64</b>	<b>49</b>	<b>1</b>	<b>0</b>	<b>0</b>	<b>310.1</b>	<b>369</b>	<b>196</b>	<b>178</b>	<b>40</b>	<b>15</b>	<b>111</b>	<b>223</b>	<b>21</b>	<b>2</b>	<b>.297</b>
<b>Minor League Totals</b>		<b>16-31</b>	<b>4.10</b>	<b>66</b>	<b>61</b>	<b>2</b>	<b>0</b>	<b>0</b>	<b>316.0</b>	<b>351</b>	<b>203</b>	<b>144</b>	<b>18</b>	<b>19</b>	<b>94</b>	<b>270</b>	<b>32</b>	<b>2</b>	<b>.279</b>

\*Led league +Tied for league lead @Rehab assignment

## CAREER BATTING RECORD

YR	CLUB	AVG	G	AB	R	H	2B	3B	HR	RBI	SH	SF	HP	BB	SO	SB	CS	OBP	SLG
2017	<b>SAN DIEGO</b>	.109	29	46	3	5	1	4	0	3	6	0	0	2	20	0	0	.128	.304
<b>Major League Totals</b>		.119	65	84	4	10	2	4	0	4	9	0	1	2	35	0	0	.149	.238

## CAREER FIELDING

POSITION	PCT.	G	PO	A	E	TC	DP
Pitcher	.940	64	23	40	4	67	3

## SINGLE-GAME HIGHS

INNINGS PITCHED.....9.0 IP, August 28, 2016 at Miami  
 LOW-HIT COMPLETE GAME.....6, August 28, 2016 at Miami  
 STRIKEOUTS.....9, May 15, 2017 vs. Milwaukee  
 MOST HITS ALLOWED.....11, May 20, 2017 vs. Arizona  
 MOST RUNS ALLOWED.....8, May 20, 2017 vs. Arizona  
 MOST WALKS ALLOWED.....6, twice, last: September 18, 2017 vs. Arizona  
 MOST HOME RUNS ALLOWED.....3, three times, last: September 10, 2017 at Arizona  
 CAREER WINNING STREAK.....3 games, June 23-July 5, 2017  
 CAREER 10-STRIKEOUT GAMES.....None  
 CAREER HOME RUNS HIT.....None

## CAREER TRANSACTIONS

2010.....Signed by the St. Louis Cardinals a non-drafted free agent, November 28.  
 2015.....Selected by the Colorado Rockies from the St. Louis Cardinals in the first round of the Major League phase of the 2015 Rule 5 Draft.  
 2015.....Acquired by the San Diego Padres from the Colorado Rockies in exchange for a PTBNL or cash considerations, December 10.



@speters2

# 71



## SHANE PETERSON

OUTFIELDER

**BATS/THROWS:** L/L

**OPENING DAY AGE:** 30

**BORN:** February 11, 1988 in Fallbrook, CA

**RESIDENCE:** Nashville, TN

**ACQUIRED:** Signed as a minor league free agent: December 19

**HEIGHT/WEIGHT:** 5-11/210

**SERVICE TIME:** 1.014

### NON-ROSTER INVITEE

#### CAREER

**2017: Split the season between Durham (AAA) and TB...hit .253 (20-for-79) with five doubles, two home runs, 11 RBI and nine runs scored in 30 games with TB.**

- Began the season with Durham and played in a total of 76 games for the Bulls, hitting .286 (80-for-280) with 19 doubles, three triples, 12 home runs, 40 RBI and 39 runs scored.
- Hit a career-high-tying 12 HR with Durham (also, 2013).
- Played in nine games during Durham's postseason run, collecting a 3B, HR and four RBI.
- Had two different stints with TB (4/14-5/2 and 6/23-7/27)...reached base safely in a career-high eight consecutive games from 4/18-28.
- Recorded a career-high four RBI on the first day of his second stint on 6/23 vs. BAL.

**2016: Spent the entire season with Colorado Springs (AAA) but had his season shortened due to injury.**

- Spent time on the seven-day disabled list from 4/18-5/19 and 6/4-9/5, resulting in playing just 15 games during the season.
- Despite his shortened season, hit .347 (17-for-49) with 10 XBH and seven RBI.
- Earned PCL Player of the Week honors for the week ending in 5/29 after going 11-for-21 (.524) with a five-hit game on 5/27 at Fresno.

**2015: Spent most of the season with MIL, playing in 93 games while recording 12 extra-base hits, 16 RBI and 20 walks.**

- Began the season with Colorado Springs (AAA), posting a .320 batting average (55-for-172) in just 47 games...recalled by MIL on 6/3.
- Recorded his first career triple on 6/17 at KC.
- Belted his first MLB home run on 9/5 at CIN, a solo shot off of Pedro Villarreal.
- Hit his first career pinch-hit homer on 10/1 at SD.

**2014: Spent the entire campaign with Sacramento (AAA), setting minor league career highs in multiple categories, including games (137), hits (167), doubles (40), RBI (90), runs (101) and total bases (250).**

- Named PCL Player of the Week for Sacramento for the week ending on 7/21.
- Named a PCL Mid-Season All-Star for Sacramento in addition to a PCL Post-Season All-Star and an MiLB.com Organizational All-Star for OAK.
- Ranked among PCL leaders in several offensive categories, including first in games (137), at-bats (543), hits (167) and doubles (40), finished second in runs (101) and tied for third in RBI (90) and total bases (250).
- With RISP, he hit .328 (59-for-180) with 72 RBI and .348 (8-for-23) with the bases loaded with 20 RBI.
- Following the season, played 18 games with Aguilas de Mexicali of the Mexican Pacific Winter League.

**2013: Made his MLB debut with OAK on 4/16 and recorded his first career hit, RBI run and walk on 4/17.**

- Spent the majority of the season with Sacramento (AAA), posting a career-high 77 BB and 17 SB as well as a career-high-tying 12 HR...his 77 walks finished tied for third in the PCL.
- On 8/17 vs. Tucson, he went 5-for-5 with two doubles, four RBI and a run.

**2012: Split the season between Midland (AA) and Sacramento (AAA), combining to play in 86 games while hitting .326 (94-for-288) with 18 doubles, four triples, nine HR, 46 RBI, 63 runs with 67 walks.**

- Named a Texas League Mid-Season All-Star for Midland before being promoted to Sacramento on 7/2.
- Made his only career pitching performance while with Sacramento, suffering the loss after allowing one earned run in 0.1 IP with one strikeout.
- Missed time while on the DL with a sprained right ankle.

**2011: Split the campaign between Sacramento (AAA) and Midland (AA), playing in a combined 105 games while posting a .274 batting average (108-for-394) with 59 RBI and 64 runs.**

- Hit safely in nine of his first 14 games to start the season with Midland before his promotion to Sacramento.
- From 7/14-19 while with Midland, he recorded multi-hit performances in five of his six games played (.500, 14-for-28), including three three-hit games in that time.
- Had his season cut short due to a strained left hamstring and was placed on the DL on 8/17.

**2010: Spent the entire season with Midland (AA), playing in 128 games while posting a .265 average (122-for-460).**

- His 57 BB were the most among Midland players.
- Posted a .307 clip (65-for-212) over 61 games after the All-Star break.

#### QUICK HITS

- **First MLB Hit:** April 17, 2013 at Oakland, single off of Xavier Cedeno
- **First MLB Home Run:** September 5, 2015 at Cincinnati, solo off of Pedro Villarreal

**2009: Began the season with Palm Beach (A) before being assigned to Springfield (AA)...was later traded to OAK on 7/24.**

- Combined to hit .288 (148-for-513) between the three teams while collecting 40 XBH, 63 RBI, 58 runs, 39 walks and 16 stolen bases.
- Before the trade, was named an FSL Mid-Season All-Star while with Palm Beach.
- Was a member of the Midland team that won the Texas League Championship.
- Tabbed by *Baseball America* as the No. 18 prospect in the Florida State League.

**2008: Made his professional debut with Batavia (A), posting a .291 clip (67-for-230) with 39 RBI.**

- Named a New York-Penn League Mid-Season All-Star for Batavia...30 of his 39 RBI on the season were recorded before the All-Star break.
- Post All-Star break, he hit .345 (47-for-172) over 50 games.
- Recorded his first professional homer on 9/1 at State College.

## PERSONAL

Shane Aaron Peterson...attended Long Beach State University (Calif.) where he was a two-time All-Big West performer...his 22-game hitting streak was the fifth-longest in school history (2007)...graduated from Chaparral High School, earning three varsity letters in soccer and four in baseball as well as second team All-CIF selection in 2005...was a member of the U.S. Youth National Team.

## SHANE PETERSON'S CAREER BATTING RECORD

YR	CLUB	AVG	G	AB	R	H	2B	3B	HR	RBI	SH	SF	HP	BB	SO	SB	CS	OBP	SLG	E
2008	Batavia (A)	.291	65	230	35	67	20	2	1	39	0	2	4	39	65	3	2	.400	.409	1
2009	Palm Beach (A)	.298	76	285	32	85	11	4	6	39	0	2	11	21	52	10	1	.367	.428	3
	Springfield (AA)	.284	18	74	10	21	4	1	1	7	0	0	1	5	10	2	0	.338	.405	3
	Midland (AA)	.273	39	154	16	42	10	0	3	17	1	2	2	13	32	4	0	.333	.396	5
2010	Midland (AA)	.265	128	460	61	122	24	4	5	59	0	8	11	57	108	11	2	.354	.367	3
2011	Sacramento (AAA)	.293	46	167	31	49	7	3	6	32	0	1	0	23	37	2	1	.377	.479	3
	Midland (AA)	.260	59	227	33	59	16	1	3	27	0	1	5	30	38	11	1	.357	.379	0
2012	Midland (AA)	.274	48	157	27	43	11	3	2	23	1	0	3	44	47	9	3	.441	.420	3
	Sacramento (AAA)	.389	38	131	36	51	7	1	7	23	2	0	1	23	31	4	3	.484	.618	0
2013	<b>OAKLAND</b>	<b>.143</b>	<b>2</b>	<b>7</b>	<b>1</b>	<b>1</b>	<b>0</b>	<b>0</b>	<b>0</b>	<b>1</b>	<b>0</b>	<b>0</b>	<b>0</b>	<b>1</b>	<b>3</b>	<b>0</b>	<b>0</b>	<b>.250</b>	<b>.143</b>	<b>0</b>
	Sacramento (AAA)	.251	126	463	70	116	25	1	12	79	3	6	4	77	127	17	2	.358	.387	4
2014	Sacramento (AAA)	.308	137	543	101	167	40	5	11	90	8	6	2	66	139	11	2	.381	.460	7
2015	Colorado Springs (AAA)	.320	47	172	26	55	10	2	7	27	1	0	2	17	41	0	1	.387	.523	1
	<b>MILWAUKEE</b>	<b>.259</b>	<b>93</b>	<b>201</b>	<b>22</b>	<b>52</b>	<b>7</b>	<b>3</b>	<b>2</b>	<b>16</b>	<b>3</b>	<b>1</b>	<b>0</b>	<b>20</b>	<b>55</b>	<b>0</b>	<b>1</b>	<b>.324</b>	<b>.353</b>	<b>4</b>
2016	Colorado Springs (AAA)	.347	15	49	11	17	6	1	3	7	1	0	1	6	16	4	0	.429	.694	0
2017	<b>TAMPA BAY</b>	<b>.253</b>	<b>30</b>	<b>79</b>	<b>9</b>	<b>20</b>	<b>5</b>	<b>0</b>	<b>2</b>	<b>11</b>	<b>0</b>	<b>1</b>	<b>2</b>	<b>5</b>	<b>21</b>	<b>2</b>	<b>0</b>	<b>.310</b>	<b>.392</b>	<b>0</b>
	Durham (AAA)	.286	76	280	39	80	19	3	12	40	2	4	2	11	63	10	0	.313	.504	1
<b>Minor League Totals</b>		<b>.287</b>	<b>918</b>	<b>3392</b>	<b>528</b>	<b>974</b>	<b>210</b>	<b>31</b>	<b>79</b>	<b>509</b>	<b>19</b>	<b>32</b>	<b>49</b>	<b>432</b>	<b>806</b>	<b>98</b>	<b>18</b>	<b>.373</b>	<b>.437</b>	<b>33</b>
<b>Major League Totals</b>		<b>.254</b>	<b>125</b>	<b>287</b>	<b>32</b>	<b>73</b>	<b>12</b>	<b>3</b>	<b>4</b>	<b>28</b>	<b>3</b>	<b>2</b>	<b>2</b>	<b>26</b>	<b>79</b>	<b>2</b>	<b>1</b>	<b>.319</b>	<b>.359</b>	<b>4</b>

\*Led league +Tied for league lead @Rehab assignment

## CAREER FIELDING

POSITION	PCT.	G	PO	A	E	TC	DP
First Base	.964	4	24	3	1	28	2
Outfield	.978	72	131	5	3	139	1
Left Field	.987	48	72	3	1	76	0
Center Field	.957	20	44	1	2	47	1
Right Field	1.000	14	15	0	0	16	0
<b>Career Total</b>	<b>.976</b>	<b>158</b>	<b>286</b>	<b>12</b>	<b>4</b>	<b>306</b>	<b>4</b>

## SINGLE-GAME HIGHS

HITTING STREAK .....6 games, 3 times, last: April 18-24, 2017  
 HITS .....3, 4 times, last: July 15, 2017 at Los Angeles (AL)  
 DOUBLES .....1, many times, last: July 15, 2017 at Los Angeles (AL)  
 RBI.....4, June 23, 2017 vs. Baltimore  
 RUNS SCORED .....2, twice, last: July 23, 2017 vs. Texas  
 WALKS .....2, August 3, 2015 vs. San Diego  
 STRIKEOUTS.....4, July 19, 2017 at Oakland  
 CAREER WALK-OFF HITS.....None

## HOME RUNS

CAREER MULTI-HOMER GAMES .....None  
 CAREER GRAND SLAMS .....None  
 CAREER PINCH-HIT (1) .....October 1, 2015 at San Diego (Ian Kennedy)  
 CAREER WALK-OFF .....None  
 CAREER LEAD-OFF.....None

## CAREER TRANSACTIONS

2008.....Signed by the St. Louis Cardinals as a second-round selection in the First-Year Player Draft.  
 2009.....Traded by the St. Louis Cardinals along with INF Brett Wallace and RHP Clayton Mortensen to the Oakland Athletics in exchange for OF Matt Holiday, July 24.  
 2014.....Claimed off waivers by the Chicago Cubs from the Oakland Athletics, December 19.  
 .....Claimed off waivers by the Milwaukee Bucks from the Chicago Cubs, December 23.  
 2016.....Signed by the Tampa Bay Rays as a minor league free agent, December 15.  
 2017.....Signed by the San Diego Padres as a minor league free agent, December 19



## JOSE PIRELA

INFIELDER/OUTFIELDER

BATS/THROWS: R/R

HEIGHT/WEIGHT: 6-0/224

OPENING DAY AGE: 28

SERVICE TIME: 1.096

BORN: November 21, 1989 in Valera, Venezuela

RESIDENCE: Maracaibo, Venezuela

ACQUIRED: From NYY in exchange for RHP Ronald Herrera: November 11, 2015

### CAREER

**2017: Split the season between El Paso (AAA) and SD, playing in a combined 131 games and setting career highs in nearly every offensive category.**

- Started the season with El Paso where his .331 average, 13 home runs and 42 RBI led the entire Padres minor league system at the time of his call-up to the big league club on 6/6.
- Nominated by the Padres for the Hank Aaron Award, given annually to the top offensive performer in each league, after leading the club in average (.288), on-base percentage (.347) and slugging (.490) with 25 doubles, four triples and 10 home runs in 83 games.
- Hit safely in seven of his first eight games with the from 6/6-13, including six multi-hit efforts with a .484 (15-for-31) average, four doubles, two home runs, seven RBI, four walks and eight runs scored.
- His first home run of the season was of the leadoff variety on 6/10 vs. KC and it was his second career lead off home run (also: 6/7/15 vs. LAA while with NYY).
- Homered in consecutive games for the first time in his career the following day on 6/11 vs. KC, a solo homer in the bottom of the eighth in the Padres' 8-3 defeat.
- Hit his third career leadoff homer and second of the season on 6/19 at CHC...combined with teammates Manuel Margot (four) and Matt Szczur (one) for seven team leadoff home runs in 2017, which ranked tied for seventh in MLB.
- Hit safely in a career-high 11 consecutive games from 7/9-24, hitting .319 (15-for-47) over the streak...it matched the longest hitting streak by a Padre in 2017 (also: Wil Myers, 4/9-20).
- Had a career-high four hits twice (7/21 at SF and 8/8 at CIN) and a career-high three RBI three times (6/10 vs. KC, 7/21 at SF and 8/7 at CIN).
- Sprained his left pinkie finger sliding into third base on 9/10 at ARI...appeared as a pinch-runner on 9/13 at MIN and 9/17 at COL before being shut down for the remainder of the season for the team's final 13 games.
- Hit .281 (34-for-121) with runners on base, .348 (23-for-66) with RISP and .360 (9-for-25) with RSIP and two outs.
- Hit .305 (25-for-82) against lefties and .283 (65-for-230) against righties.
- Hit .333 (14-for-42) against AL opponents and .281 (76-for-270) against the NL, including a .283 (30-for-106) clip against the NL West.
- Was 4-for-9 (.444) at the plate as the designated hitter and collected hits in both of his two at-bats in the pinch, including a double on 6/7 at ARI when he entered the game in top of the fifth inning and proceeded to go 3-for-3 at the dish.
- Following the season, played in seven games for Aguilas de Zulia of the Venezuelan Winter League and hit .227 (5-for-22) with one double, one triple, one RBI and three runs scored.

### QUICK HITS

- Following the 2016 season, was named Most Valuable Player of the Venezuelan Winter League Championship Series, hitting .450 (9-for-20) with a two-run homer in the series clincher.**
- First MLB Hit:** September 22, 2014 vs. Baltimore, RBI-triple off of Wei-Yen Chen (Major League debut)
- First MLB Home Run:** June 7, 2015 vs. Los Angeles (AL), solo off of C.J. Wilson

**2016: Spent the majority of his season with El Paso (AAA), missing significant time after landing on the DL on 6/6.**

- Recalled for his first stint with the Padres on 4/22 before being optioned back on 4/26...recalled for a second stint on 5/8 before being optioned back to El Paso on 5/21.
- Made 10 starts total for the Padres during his two stints, including nine at second base and one in right field.
- Following the season, was named the Most Valuable Player of the Venezuelan Winter League Championship Series after helping Aguilas de Zulia claim their sixth title and first in 17 years...it was his first appearance in the Venezuelan Winter League finals and he hit .450 (9-for-20) with a two-run home run in the series clincher.

**2015: Played in 37 games for NYY, setting career highs in nearly every offensive category while also playing in 61 minor league games.**

- Began the season on the Major League seven-day disabled list with a concussion, suffered in Spring Training on 3/22 after crashing into the outfield wall.
- After rehabbing with Tampa (A), Trenton (AA) and Scranton/Wilkes-Barre (AAA), was reinstated from the DL on 5/6 and hit .256 (11-for-43) over 18 games for NYY before being optioned to Triple-A on 6/10.
- Recalled for a second stint on 6/23 and optioned back to Triple-A on 7/9...recalled a third time on 9/1, spending the remainder of the season with NYY.
- Hit a solo home run on 6/7 vs. LAA, his first career home run, off of C.J. Wilson.
- Over 60 games total for Scranton/Wilkes-Barre, hit .325 (75-for-231) with 18 extra-base hits, 23 RBI and 40 runs.

**2014: Made his MLB debut for NYY, playing in seven games for the Yankees while spending the majority of the season with Triple-A Scranton/Wilkes-Barre (AAA).**

- Selected by NYY on 9/16 and made his MLB debut on 9/22 vs. BAL, starting as the designated hitter and going 2-for-3 with a triple, RBI and two runs scored...became the fifth player in Yankees history to make his MLB debut as a starting designated hitter, joining Darryl Jones (1979), Kevin Maas (1990), Shelley Duncan (2007) and Jesus Montero (2011), per ELIAS...collected his first hit with a third-inning, RBI-triple and scored his first run later in the inning...was the Yankees' 57th player used in 2014, setting a new franchise record (used 56 players in 2013).
- On 9/25 vs. BAL, singled to lead off the ninth inning and was removed for a pinch runner (Richardson) who eventually scored the game-winning run on Derek Jeter's walk-off hit in his final career game at Yankee Stadium.
- With Scranton/WB, saw time at first base, second base, shortstop, left field, center field, right field and DH.
- Named an International League Mid-Season and Post-Season All-Star for Scranton/WB...also named an Organization All-Star for the Yankees by MiLB.com...named the starting second baseman for the IL All-Star Game.
- Overall for Scranton/WB, hit .305 (163-for-535) with 21 doubles, 11 triples, 10 home runs, 60 RBI and 87 runs scored in 130 games, leading the International League in hits, runs and triples and ranked second in total bases (236).
- Earned IL Player of the Month honors in June, hitting .336 (40-for-119) with four doubles, four home runs, 18 RBI and 21 runs scored in 28 games.
- Following the season, played for Aguilas del Zulia in the Venezuelan Winter League, hitting .296 (50-for-169) with 11 doubles, six home runs, 22 RBI and 31 runs scored in 47 games.

**2013: Spent the majority of the season with Trenton (AA), hitting .272 (125-for-459) with 27 doubles, five triples, 10 home runs, 62 RBI and 73 runs scored in 124 games played.**

- Had a 13-game hitting streak from 6/30-7/15, hitting .426 (20-for-47) over that stretch and recording multiple hits in five straight games from 7/6-12 (.579, 11-for-19)...came shortly after a 10-game hitting streak from 6/14-24, during which he hit .429 (15-for-35) with two home runs and nine RBI.
- Promoted to Scranton/Wilkes-Barre (AAA) on 7/24 and hit safely in each of his five games with the RailRiders, hitting .304 (7-for-23) before being transferred back to Trenton on 7/29.
- Combined at Trenton and Scranton/WB to hit .318 (94-for-296) in June, July and August.
- Hit .269 (7-for-26) with three RBI and seven runs scored during the Eastern League playoffs.
- Following the season, appeared in 63 games for Zulia in the Venezuelan Winter League, hitting .332 (82-for-247) with 13 doubles, seven triples, six home runs, 44 RBI and 58 runs scored...ranked among VWL leaders in runs (first), triples (tied for first), doubles (tied for fourth) and batting average (fifth)...produced hitting streaks of 11 games (10/16-27), 10 games (11/6-16) and 16 games (11/30-12/28)...recorded 25 multi-hit games, including seven straight from 11/7-14 (.500, 16-for-32).

**2012: Spent the entire season with Trenton (AA), hitting .293 (93-for-317) with 19 doubles, three triples, eight home runs, 33 RBI and 55 runs scored in 82 games.**

- Played in 52 games with Zulia in the Venezuelan Winter League following the season, hitting .264 (53-for-201).

**2011: Played the entire season with Trenton (AA), hitting .239 (112-for-468) with 21 doubles, four triples, eight home runs, 45 RBI and 50 runs scored in 128 games.**

- Following the season, played in 60 games for Zulia of the Venezuelan Winter League, hitting .301 (71-for-236).

**2010: Played the entire season with Tampa (A), hitting .252 (125-for-497) with 15 doubles, 13 triples, five home runs, 61 RBI and 68 runs scored along with 30 stolen bases in 130 games, helping Tampa win the Florida State League championship.**

- Tied for the Florida State League lead in triples and tied for second on the team in stolen bases.
- Played in six postseason games for Tampa, hitting .208 (5-for-24) with a double, two RBI and three stolen bases.
- Following the season, appeared in 23 games for the Phoenix Desert Dogs of the Arizona Fall League, hitting .180 (16-for-89) with three doubles, one home run, five RBI and two stolen bases...also played in 29 games with Zulia of the Venezuelan Winter League, hitting .333 (34-for-102) with three home runs.

**2009: Spent the entire season with Charleston (A), hitting .295 (119-for-404) with 23 doubles, six triples, 46 RBI and 65 runs scored in 97 games.**

**2008: Spent entire season with the GCL Yankees (R), hitting .234 (33-for-141) with four doubles, one triple, 10 RBI and 19 runs score in 35 games.**

**2007: Made his professional debut with the DSL Yankees (R), hitting .273 (65-for-238) with seven doubles, three triples, four home runs, 29 RBI, 44 runs scored and 15 stolen bases in 65 games.**





# PLAYERS

## PERSONAL

Jose Manuel Pirela...originally signed by the New York Yankees as a non-drafted free agent on July 2, 2006.

### JOSE PIRELA'S CAREER BATTING RECORD

YR	CLUB	AVG	G	AB	R	H	2B	3B	HR	RBI	SH	SF	HP	BB	SO	SB	CS	OBP	SLG	E	
2007	DSL Yankees (R)	.273	65	238	44	65	7	3	4	29	0	6	5	34	36	15	5	.367	.378	29	
2008	GCL Yankees (R)	.234	35	141	19	33	4	1	0	10	0	1	3	8	19	4	2	.288	.277	3	
2009	Charleston (A)	.295	97	404	65	119	23	6	0	46	4	1	1	37	65	9	8	.354	.381	17	
2010	Tampa (A)	.252	130	497	68	125	15	13	5	61	8	7	4	57	87	30	7	.329	.364	30	
2011	Trenton (AA)	.239	128	468	50	112	21	4	8	45	8	7	13	25	88	9	7	.292	.353	39	
2012	Trenton (AA)	.293	82	317	55	93	19	3	8	33	7	2	6	26	48	9	3	.356	.448	11	
2013	Trenton (AA)	.272	124	459	73	125	27	5	10	62	1	5	9	56	61	18	3	.359	.418	16	
	Scranton/WB (AAA)	.304	5	23	3	7	0	0	0	0	1	0	0	0	1	2	1	0	.333	.304	0
2014	Scranton/WB (AAA)	.305	130	535	87	163	21	11	10	60	2	4	3	37	74	15	7	.351	.441	9	
	<b>NEW YORK-AL</b>	<b>.333</b>	<b>7</b>	<b>24</b>	<b>6</b>	<b>8</b>	<b>1</b>	<b>2</b>	<b>0</b>	<b>3</b>	<b>0</b>	<b>0</b>	<b>0</b>	<b>1</b>	<b>4</b>	<b>0</b>	<b>0</b>	<b>.360</b>	<b>.542</b>	<b>1</b>	
2015	Tampa (A)@	.000	1	4	1	0	0	0	0	0	0	0	0	0	0	0	0	0	.000	.000	0
	Trenton (AA)@	.100	3	10	1	1	1	0	0	0	0	0	0	1	3	0	0	.182	.200	1	
	Scranton/WB (AAA)@	.325	60	231	40	75	14	1	3	23	0	2	2	24	22	5	2	.390	.433	6	
	<b>NEW YORK-AL</b>	<b>.230</b>	<b>37</b>	<b>74</b>	<b>7</b>	<b>17</b>	<b>3</b>	<b>0</b>	<b>1</b>	<b>5</b>	<b>1</b>	<b>1</b>	<b>0</b>	<b>2</b>	<b>16</b>	<b>1</b>	<b>0</b>	<b>.247</b>	<b>.311</b>	<b>4</b>	
2016	El Paso (AAA)	.248	35	137	19	34	7	3	2	16	0	0	0	9	21	1	1	.295	.387	1	
	<b>SAN DIEGO</b>	<b>.154</b>	<b>15</b>	<b>39</b>	<b>2</b>	<b>6</b>	<b>2</b>	<b>0</b>	<b>0</b>	<b>1</b>	<b>0</b>	<b>0</b>	<b>1</b>	<b>9</b>	<b>0</b>	<b>1</b>	<b>0</b>	<b>.175</b>	<b>.205</b>	<b>1</b>	
2017	<b>SAN DIEGO</b>	<b>.288</b>	<b>83</b>	<b>312</b>	<b>43</b>	<b>90</b>	<b>25</b>	<b>4</b>	<b>10</b>	<b>40</b>	<b>1</b>	<b>2</b>	<b>2</b>	<b>27</b>	<b>71</b>	<b>4</b>	<b>3</b>	<b>.347</b>	<b>.490</b>	<b>4</b>	
	El Paso (AAA)	.331	48	181	37	60	10	3	13	42	2	1	2	15	26	8	3	.387	.635	9	
	<b>Major League Totals</b>	<b>.269</b>	<b>142</b>	<b>449</b>	<b>58</b>	<b>121</b>	<b>31</b>	<b>6</b>	<b>11</b>	<b>48</b>	<b>3</b>	<b>3</b>	<b>2</b>	<b>31</b>	<b>100</b>	<b>5</b>	<b>4</b>	<b>.318</b>	<b>.439</b>	<b>10</b>	
	<b>Minor League Totals</b>	<b>.278</b>	<b>943</b>	<b>3645</b>	<b>562</b>	<b>1012</b>	<b>169</b>	<b>53</b>	<b>63</b>	<b>428</b>	<b>32</b>	<b>36</b>	<b>48</b>	<b>330</b>	<b>552</b>	<b>124</b>	<b>48</b>	<b>.342</b>	<b>.405</b>	<b>171</b>	

\*Led league +Tied for league lead @Rehab assignment

## CAREER FIELDING

POSITION	PCT.	G	PO	A	E	TC	DP
Second Base	.955	50	52	76	6	134	19
Outfield	.977	75	122	6	3	131	2
Left Field	.976	70	118	6	3	127	2
Right Field	1.000	6	4	0	0	4	0
<b>Career Total</b>	<b>.966</b>	<b>131</b>	<b>203</b>	<b>84</b>	<b>10</b>	<b>297</b>	<b>27</b>

## SINGLE-GAME HIGHS

HITTING STREAK.....11 games, July 9-24, 2017  
HITS .....4, twice, last: August 8, 2017 at Cincinnati  
DOUBLES .....2, August 8, 2017 at Cincinnati  
RBI.....3, three times, last: August 7, 2017 at Cincinnati  
RUNS SCORED.....3, twice, last: August 8, 2017 at Cincinnati  
WALKS.....3, August 10, 2017 at Cincinnati  
STRIKEOUTS.....3, August 4, 2017 at Pittsburgh  
CAREER WALK-OFF HITS.....None

## HOME RUNS

CAREER MULTI-HOMER GAMES (1).....August 7, 2017 at Cincinnati (Tim Adleman and Wandy Peralta)  
CAREER GRAND SLAMS.....None  
CAREER PINCH-HIT.....None  
CAREER WALK-OFF.....None  
CAREER LEAD-OFF (2).....Last: June 19, 2017 at Chicago-NL (Jon Lester)

## CAREER TRANSACTIONS

2006.....Signed by the New York Yankees as a non-drafted free agent, July 2.  
2015.....Acquired by the San Diego Padres from the New York Yankees in exchange for RHP Ronald Herrera, November 21.  
2016.....Signed by the San Diego Padres as a minor league free agent, December 13

@Cal\_Quantrill47

## CAL QUANTRILL

72

RIGHT-HANDED PITCHER



BATS/THROWS: L/R

HEIGHT/WEIGHT: 6-3, 208

OPENING DAY AGE: 23

SERVICE TIME: 0.000

BORN: February 10, 1995 in Port Hope, ON, Canada

RESIDENCE: Port Hope, ON, Canada

ACQUIRED: Signed as a first-round selection (eighth overall) in the 2016 First-Year Player Draft

QUANTRILL

## NON-ROSTER INVITEE

## CAREER

**2017: Split the season between Lake Elsinore (A) and San Antonio (AA), pitching to a combined 7-10 record with a 3.80 ERA (49 ER, 116.0 IP) with 110 SO against 40 BB in 22 games (all starts).**

- Began the season with Lake Elsinore and was named a California League Mid-Season All-Star, posting a 6-5 record with a 3.67 ERA (30 ER, 73.2 IP) with 76 SO to 24 BB in 14 starts.
- Allowed three earned runs or fewer in 12 of his 14 starts, two earned or less in nine of his starts and one or less in six of his outings.
- Recorded a career-high 12 SO to just one BB on 5/2 vs. Rancho Cucamonga.
- Selected to the the World roster representing Canada in the SiriusXM All-Star Futures Game at Marlins Park during the All-Star Break...tossed 1.0 IP and allowed two runs on two hits and a walk.
- Promoted to San Antonio on 7/11 and made eight starts for the Missions, posting a 1-5 record and a 4.04 ERA (19 ER, 42. IP).
- Allowed four runs on a season-high 10 hits in his San Antonio debut on 7/15 at Frisco...allowed three earned runs or fewer in all seven of his other starts.
- Earned his first and only win with the Missions on 8/3 at Midland, tossing 6.0 IP of three-run ball on seven hits.
- Tabbed as having the best changeup in the Padres system by *Baseball America* following the season.
- Entered 2018 rated as the No. 40 prospect in baseball by MLB.com, No. 52 by *Baseball America* and No. 81 by ESPN.com.

## QUICK HITS

- Entered 2018 rated as the No. 40 prospect in baseball by MLB.com, No. 52 by *Baseball America* and No. 81 by ESPN.com.
- Selected to the World roster representing Canada in the SiriusXM All-Star Futures Game at Marlins Park in July 2017.
- Named a California League Mid-Season All-Star for Lake Elsinore in 2017.

**2016: Split his first professional season between the AZL Padres (R), Tri-City (A) and Fort Wayne (A), pitching to a combined 0-5 record with a 5.11 ERA (21 ER, 37.0 IP) with 46 SO against eight BB his 12 games (all starts).**

- Posted a 3.57 ERA (14 ER, 35.1 IP) through his first 11 starts between the AZL Padres, Tri-City and Fort Wayne before allowing a career-high seven earned runs in his final start of the season on 9/5 at Bowling Green.

## PERSONAL

Cal P. Quantrill...is the son of Alyson and Paul Quantrill, a former Padre and 13-year MLB veteran pitcher...was a four-time varsity letterman in baseball at Trinity College in Ontario, Canada...also lettered twice in hockey and three times in volleyball...played for Team Canada 18-U for three years, competing in two world championships and a world qualifier (Seoul, Taichung and Cartagena)...the Team Canada squad won the 18-U World Championship in Seoul...drafted by the New York Yankees in the 26th round of the 2013 First-Year Player Draft but did not sign...in 2014, became the first freshman pitcher to start opening day for Stanford University since Mike Mussina in 1998...led Stanford in innings pitched (110.2) and strikeouts (98) and was named the Pac-12 Freshman of the Year and to the All-Pac-12 Team...as a sophomore in 2015, was on the Golden Spikes Award preseason watch list and began the season 2-0 with a 1.93 ERA before undergoing Tommy John surgery on 3/20/15...missed his junior season due recovering from the surgery...has a yellow lab named Chevy...is a big fan of sandwiches from Board & Brew...favorite TV show is *Friends*...roots for the Toronto Maple Leafs...originally singled by Padres scout Sam Ray.

## CAL QUANTRILL'S CAREER PITCHING RECORD

YR	CLUB	W-L	ERA	G	GS	CG	SHO	SV	IP	H	R	ER	HR	HB	BB	SO	WP	BK	AVG
2016	AZL Padres	0-2	5.27	5	5	0	0	0	13.2	12	8	8	0	1	2	16	0	0	.231
	Tri-City (A)	0-2	1.93	5	5	0	0	0	18.2	15	7	4	0	1	2	28	1	1	.205
	Fort Wayne (A)	0-1	17.36	2	2	0	0	0	4.2	12	9	9	1	0	4	2	0	0	.522
2017	Lake Elsinore (A)	6-5	3.67	14	14	0	0	0	73.2	78	35	30	5	4	24	76	5	1	.273
	San Antonio (AA)	1-5	4.04	8	8	0	0	0	42.1	52	24	19	5	0	16	34	1	0	.295
<b>Minor League Totals</b>		<b>7-15</b>	<b>4.12</b>	<b>34</b>	<b>34</b>	<b>0</b>	<b>0</b>	<b>0</b>	<b>153.0</b>	<b>169</b>	<b>83</b>	<b>70</b>	<b>11</b>	<b>6</b>	<b>48</b>	<b>156</b>	<b>7</b>	<b>2</b>	<b>.277</b>

\*Led league +Tied for league lead @Rehab assignment

## CAREER TRANSACTIONS

2013.....Drafted by the New York Yankees in the 26th round of the First-Year Player Draft (did not sign)

2016.....Signed by the San Diego Padres as a first-round (eighth overall) selection in the First-Year Player Draft.

@colinrea29

# 29



## COLIN REA

RIGHT-HANDED PITCHER

BATS/THROWS: R/R

OPENING DAY AGE: 27

BORN: July 1, 1990 in Cascade, IA

RESIDENCE: Cascade, IA

ACQUIRED: Reacquired from MIA on 8/1 in exchange for RHP Luis Castillo

HEIGHT/WEIGHT: 6-5/235

SERVICE TIME: 1.055

### CAREER

**2017:** Missed the entire season recovering from Tommy John surgery on his right arm on 11/11/16.

**2016:** Set career highs in every category, including wins (five), games started (19) and IP (102.2) while pitching to a 4.82 ERA (55 ER, 102.2 IP).

- Allowed three earned runs or less in seven of his eight starts from 4/13-5/22, posting a 3-2 record with a 3.72 ERA (19 ER, 46.0 IP) while limiting the opposition to a .231 (40-for-173) average.
- The Padres were 11-8 in his 19 starts.
- Traded to MIA in a seven player trade on 7/29 and reacquired on 8/1 from MIA in exchange for RHP Luis Castillo.
- Missed the final 58 games of the season on the 15-day DL with right elbow soreness...underwent Tommy John surgery on 11/11,
- Entered 2016 as the No. 4 prospect in the Padres organization by ESPN.com and MLB.com and No. 7 by *Baseball America*.

### QUICK HIT

- **First MLB Win:** August 11, 2015 vs. Cincinnati (Major League debut)

**2015:** Made his MLB debut for SD and made six starts after going a combined 5-4 with a 1.95 ERA (22 ER, 101.2 IP) and 80 SO against 23 BB with a .210 opponent in average over 18 starts between San Antonio (AA) and El Paso (AAA).

- His 1.95 ERA in the minors ranked as fifth-best of any minor leaguer with at least 100.0 innings pitched in 2015.
- Began the season with San Antonio (AA) and went 3-2 with a 1.08 ERA (9 ER, 75.0 IP) and 60 SO against 11 BB with a .185 opponents average over 12 starts...named a Texas League Mid-Season All-Star for the Missions...his ERA at the time of his promotion to Triple-A on 7/3 was leading the Texas League.
- Promoted to El Paso on 7/3, making six starts for the Chihuahuas and going 2-2 with a 4.39 ERA (13 ER, 26.2 IP) before being selected by SD for his first career Major League call-up on 8/11.
- Selected to represent the Padres for the U.S. Team at the 2015 SiriusXM All-Star Futures Game at Great American Ball Park on 7/12, recording the final two outs of the game with one strikeout.
- Made his MLB debut for the Padres on 8/11, recording the win after working 5.0 innings and allowing three runs against the Reds...recorded his first career ML hit in his first plate appearance with a single off of Michael Lorenzen.
- Made his final start of the season on 9/8 vs. COL, throwing 7.0 shutout innings, allowing just two hits.

**2014:** Played the entire season with Lake Elsinore (A), going 11-9 with a 3.88 ERA (60 ER, 139.0 IP) and 118 SO against 37 BB over 28 starts.

- His ERA ranked fourth-best in the California League while his 11 wins ranked tied for fourth.

**2013:** Combined to go 2-6 with a 4.08 ERA (39 ER, 86.0 IP) over 31 games (12 starts) between Fort Wayne (A) and Lake Elsinore (A).

- Began the season with Lake Elsinore, going 0-5 with a 6.07 ERA (29 ER, 43.0 IP) over 15 games (nine starts) for the Storm before being transferred to Fort Wayne, where he went 2-1 with a 2.09 ERA (10 ER, 43.0 IP) over 16 games (three starts) for the TinCaps.
- Over his six relief appearances for Lake Elsinore worked 8.2 scoreless innings with 14 SO to 4 BB...in his 13 relief appearances for Fort Wayne posted a 1.93 ERA (6 ER, 28.0 IP).

**2012:** Played the entire season with Fort Wayne (A), going 5-10 with a 4.11 ERA (47 ER, 103.0 IP) over 31 games (19 starts) for the TinCaps.

- In his 19 starts, he went 5-7 with a 3.95 ERA (38 ER, 86.2 IP) and 60 SO against 39 BB.

**2011:** Made his MLB debut with 15 starts for Eugene (A), going 3-4 with a 2.21 ERA (13 ER, 53.0 IP).

- Over his first seven professional starts, went 3-1 with a 0.93 ERA (3 ER, 29.0 IP) before going 0-3 with a 3.75 ERA (10 ER, 24.0 IP) over his final eight starts.

## PERSONAL

Colin D. Rea...is the son of Mike and Bridget...resides in Cascade, IA, with his wife, Megan, and their daughter, Emersyn...has one brother, Calvin and three sisters, Claire, Chloe and Corinne...graduated from Cascade (IA) High School...named first team All-Conference, All-District and All-State as a senior at Cascade High...also earned All-Conference and All-District honors in basketball...attended University of Northern Iowa, St. Petersburg College (FL) as well as Indiana State University where he was selected out of in the 12th round of the 2001 First-Year Player Draft...enjoys listening to Eric Church and his all-time favorite athlete is Derek Jeter...originally signed by Padres' scout Jeff Stewart.

## COLIN REA'S CAREER PITCHING RECORD

YR	CLUB	W-L	ERA	G	GS	CG	SHO	SV	IP	H	R	ER	HR	HB	BB	SO	WP	BK	AVG
2011	Eugene (A)	3-4	2.21	15	15	0	0	0	53.0	47	18	13	2	6	21	43	6	2	.236
2012	Fort Wayne (A)	5-10	4.11	31	19	0	0	0	103.0	106	61	47	9	8	47	80	8	0	.268
2013	Lake Elsinore (A)	0-5	6.07	15	9	0	0	0	43.0	43	34	29	3	4	39	45	6	1	.272
	Fort Wayne (A)	2-1	2.09	16	3	0	0	0	43.0	34	11	10	1	1	22	38	4	1	.218
2014	Lake Elsinore (A)	11-9	3.88	28	28	0	0	0	139.0	151	65	60	11	7	37	118	4	2	.274
2015	San Antonio (AA)	3-2	1.08	12	12	0	0	0	75.0	50	15	9	1	1	11	60	1	0	.185
	El Paso (AAA)	2-2	4.39	6	6	0	0	0	26.2	29	14	13	2	2	12	20	0	0	.274
	<b>SAN DIEGO</b>	<b>2-2</b>	<b>4.26</b>	<b>6</b>	<b>6</b>	<b>0</b>	<b>0</b>	<b>0</b>	<b>31.2</b>	<b>29</b>	<b>16</b>	<b>15</b>	<b>2</b>	<b>1</b>	<b>11</b>	<b>26</b>	<b>0</b>	<b>0</b>	<b>.246</b>
2016	<b>SAN DIEGO</b>	<b>5-5</b>	<b>4.98</b>	<b>19</b>	<b>18</b>	<b>0</b>	<b>0</b>	<b>0</b>	<b>99.1</b>	<b>101</b>	<b>63</b>	<b>55</b>	<b>12</b>	<b>8</b>	<b>44</b>	<b>76</b>	<b>0</b>	<b>1</b>	<b>.262</b>
	El Paso (AAA)	0-0	9.00	1	1	0	0	0	1.0	1	1	1	0	0	1	2	0	0	.250
	<b>MIAMI</b>	<b>0-0</b>	<b>0.00</b>	<b>1</b>	<b>1</b>	<b>0</b>	<b>0</b>	<b>0</b>	<b>3.1</b>	<b>1</b>	<b>0</b>	<b>0</b>	<b>0</b>	<b>0</b>	<b>0</b>	<b>4</b>	<b>0</b>	<b>0</b>	<b>.100</b>
2017	<b>SAN DIEGO</b>								Did Not Pitch										
	<b>Major League Totals</b>	<b>7-7</b>	<b>4.69</b>	<b>26</b>	<b>25</b>	<b>0</b>	<b>0</b>	<b>0</b>	<b>134.1</b>	<b>131</b>	<b>79</b>	<b>70</b>	<b>14</b>	<b>9</b>	<b>55</b>	<b>106</b>	<b>0</b>	<b>1</b>	<b>.255</b>
	<b>Minor League Totals</b>	<b>26-33</b>	<b>3.39</b>	<b>124</b>	<b>93</b>	<b>0</b>	<b>0</b>	<b>0</b>	<b>483.2</b>	<b>461</b>	<b>219</b>	<b>182</b>	<b>29</b>	<b>29</b>	<b>190</b>	<b>406</b>	<b>29</b>	<b>6</b>	<b>.251</b>

\*Led league +Tied for league lead @Rehab assignment

## 2017 AND CAREER BATTING RECORD

YR	CLUB	AVG	G	AB	R	H	2B	3B	HR	RBI	SH	SF	HP	BB	SO	SB	CS	OBP	SLG
2017	<b>SAN DIEGO</b>																		
	<b>Major League Totals</b>	<b>.143</b>	<b>28</b>	<b>42</b>	<b>5</b>	<b>6</b>	<b>1</b>	<b>0</b>	<b>0</b>	<b>1</b>	<b>6</b>	<b>0</b>	<b>0</b>	<b>3</b>	<b>20</b>	<b>0</b>	<b>0</b>	<b>.200</b>	<b>.167</b>

## CAREER FIELDING

POSITION	PCT.	G	PO	A	E	TC	DP
Pitcher	.964	6	6	21	1	28	3

## SINGLE-GAME HIGHS

INNINGS PITCHED.....8.0, May 5, 2016 vs. New York (NL)  
 LOW-HIT COMPLETE GAME.....None  
 STRIKEOUTS.....7, June 24, 2016 at Cincinnati  
 MOST HITS ALLOWED.....9, June 13, 2016 vs. Miami  
 MOST RUNS ALLOWED.....8, June 13, 2016 vs. Miami  
 MOST WALKS ALLOWED.....4, four times, last July 25, 2016 at Toronto  
 MOST HOME RUNS ALLOWED.....3, July 20, 2016 at St. Louis  
 CAREER WINNING STREAK.....Two games, three times, last June 24 -July 1, 2016

## CAREER TRANSACTIONS

2011.....Signed by the San Diego Padres as a 12th-round selection in the First-Year Player Draft.  
 2016.....Traded to the Miami Marlins in a seven player trade on July 29 and reacquired on August 1 from the Marlins in exchange for RHP Luis Castillo.



## HUNTER RENFROE

OUTFIELDER

@Hunter\_Renfroe

# 10

**BATS/THROWS:** R/R  
**OPENING DAY AGE:** 26

**HEIGHT/WEIGHT:** 6-2/230  
**SERVICE TIME:** 0.165

**BORN:** January 28, 1992 in Crystal Springs, MS

**RESIDENCE:** Crystal Springs, MS

**ACQUIRED:** Signed as a first-round (13th overall) selection in the 2013 First-Year Player Draft

### CAREER

**2017: Made his first career Opening Day roster and spent the majority of his season with SD, appearing in 122 games and making 117 starts, all in right field.**

- Set the Padres single-season rookie home run record with 26 long balls.
- His 26 home runs ranked second on the team and tied for second among all NL rookies...among NL rookie leaders, he also ranked fourth in doubles (25) and total bases (208), fifth in at-bats (445) and RBI (58), sixth in hits (103) and seventh in runs scored (51), multi-hit games (25) and games played (122).
- His nine outfield assists led all NL rookies, tied for fourth among all NL players and tied for 11th in the majors.
- Recorded a career-high-tying six-game hitting streak from 4/21-26 (also, 9/27-10/2/16).
- Homered in consecutive games four times during the season (5/14-15, 6/4-6, 6/14-16 and 9/27-28).
- Recorded eight walks in seven games from 5/11-17...prior to the seven-game span, he had recorded just five walks through his first 45 MLB games.
- Hit a go-ahead grand slam on 5/29 vs. CHC in SD's 5-2 victory on Memorial Day...it was his second career grand slam, joining Melvin Nieves (1995) as the only two players in Padres history to have grand slams as a rookie (ELIAS)...his other grand slam came on 9/27/16 vs. LAD as part of his two-home run, seven-RBI game.
- Optioned to El Paso (AAA) on 8/19 and responded with back-to-back Pacific Coast League Player of the Week awards for the weeks of 8/27 and 9/4...became just the third PCL player to win back-to-back weekly awards since 2009 and first since teammate Austin Hedges in 2016.
- In 14 games for the Chihuahuas he hit .509 (28-for-55) with seven doubles, a triple, four home runs, 18 RBI and 18 runs scored...in the postseason, he hit safely in six of eight games but the Chihuahuas fell one game shy of capturing back-to-back PCL titles.
- Recalled from El Paso to San Diego on 9/18.
- On 9/20 vs. ARI, became the only rookie in the majors in 2017 and the first Padres rookie to ever hit three home runs in a game...he was the first Padre to ever hit three homers in a game at Petco Park and it was the seventh time a Padre has ever accomplished the feat (last: Phil Nevin, 10/6/01).
- Nominated by the Padres for the 2017 Roberto Clemente Award, the most prominent award given to the player who best represents Major League Baseball through extraordinary character, community involvement, philanthropy and positive contributions on and off the field.

### QUICK HITS

- **In 2017, set the Padres single-season rookie home run record with 26 long balls.**
- **Became the first Padres rookie to ever hit three home runs in a game and the first Padre to hit three homers in a game at Petco Park on September 20, 2017 vs. ARI**
- **Selected to the US roster for the 2016 SiriusXM Futures Game in San Diego for the second time in his career (also, 2014 in MIN)**
- **First MLB Hit:** September 22, 2016 vs. San Francisco, single off of Jeff Samardzija
- **First MLB Home Run:** September 24, 2016 vs. San Francisco, solo off of Madison Bumgarner

**2016: Spent the majority of the season with El Paso (AAA) and was named Most Valuable Player of the Pacific Coast League before making his MLB debut with the Padres.**

- Got his first taste of the majors, receiving his first career call-up on 9/21 and hit .371 (13-for-35) with three doubles, four homers and 14 RBI in 11 games before the end of the regular season.
- Earned NL Player of the Week honors during the final week of the season, hitting .409 (9-for-22) with an NL-best 13 RBI during that week.
- In just his sixth MLB game on 9/27 vs. LAD at Petco Park, he hit two home runs and drove in seven runs...per ELIAS, since 1920, only two other players have driven in as many as seven runs in a single game within their first 20 games in the majors, including J.R. Towles for HOU in 2007 (eight RBI in his sixth game) and Jarrett Parker for SF (seven RBI in his 14th game).
- The next day on 9/28 vs. LAD he hit a home run and drove in four...per ELIAS, became the first rookie to hit at least three home runs and 11 RBI over a two-game span since Fred Lynn did so in 1975, the same year Lynn became the first ever to win an MVP and Rookie of the Year award in the same season.
- His seven RBI game was just one shy of the Padres team record for most RBI in a single game, with eight by Ken Caminiti on 9/19/95 and eight by Nate Colbert on 8/1/72.
- His seven RBI were the most ever in a single game by a Padres rookie, breaking the previous record of six by Ryan Schimpf set earlier in the season on 8/12 at NYM.
- Made his MLB debut with a pinch-hit appearance on 9/21 vs. ARI, drawing an international walk in his first career plate appearance...the first player to be intentionally walked in his first big league plate appearance since Luis Lopez in 2001.
- Received his first career start the next day on 9/22 vs. SF, playing right field and going 2-for-4.



**2016 continued...**

- Hit his first career home run on 9/24 vs. SF off Madison Bumgarner.
- Selected to the U.S. Roster in the 2016 Futures Game played at Petco Park, starting the game for the U.S. in right field, batting cleanup and going 0-for-2 with a walk.
- After spending the majority of the season with El Paso, where he helped the Chihuahuas win their first ever Pacific Coast League title, he was also named the PCL Most Valuable Player, hitting .306 (163-for-533) with 34 doubles, five triples, 30 home runs, 105 RBI and 95 runs scored in 133 games, ranking tied for the PCL lead in homers.
- Renfroe was also honored with PCL Mid-Season and Post-Season All-Star selections.
- In the first half of the season with El Paso he hit .335 (119-for-355) with 27 doubles, four triples, 21 home runs, 76 RBI and 68 runs scored in 84 games before hitting .247 (44-for-178) with seven doubles, one triple, nine homers, 29 RBI and 27 runs over his final 49 games in the second half for the Chihuahuas.

**2015: Hit a combined .272 (139-for-511) with 27 doubles, five triples, 20 home runs, 78 RBI and 65 runs scored in 133 games between San Antonio (AA) and El Paso (AAA).**

- Began the season with San Antonio, hitting .259 (109-for-421) with 22 doubles, three triples, 14 home runs, 54 RBI and 50 runs scored in 112 games before being promoted to El Paso on 8/19.
- Hit .333 (30-for-90) with 13 extra-base hits in 21 games for El Paso.
- Over four postseason games for El Paso he went 5-for-17 (.294) with three home runs, six RBI and four runs scored.

**2014: Split the season between Lake Elsinore (A) and San Antonio (AA) and was named to the California League Mid-Season All-Star Team.**

- Opened the season in Lake Elsinore, hitting .295 with 21 doubles, three triples, 16 home runs, 52 RBI and 46 runs in 69 games.
- Made the start in right field for the Cal League All-Stars on 6/17 in the California League-Carolina League All-Star Game in Wilmington, DE.
- Selected to the US roster at the SiriusXM Futures Game at Target Field in Minneapolis on 7/13, getting the start in right field and going 1-for-2.
- Tabbed as the ninth-best prospect in the California League by *Baseball America* following the season.
- Promoted to San Antonio on 6/18 where he hit .232 with 12 doubles, five home runs, 23 RBI and 23 walks in 60 games for the Missions.
- Following the season, played for the Surprise Saguaros of the Arizona Fall League, where he led the league in extra-base hits (16), total bases (58), slugging percentage (.569), was tied for the league lead in home runs (six), ranked tied for second in doubles (9), third in RBI (20) and fourth in hits (29).
- Was named to the AFL West Division Fall Stars Team, hitting a pinch-hit home run in the sixth inning...was named to the AFL's All-Prospect Team following the winter season.
- Enters the 2015 season ranked by *Baseball America* as being the third-best prospect as well as being tabbed as being the "Best Power Hitter" and "Best Defensive Outfielder" in the Padres system.

**2013: Split his first professional season between Eugene (A) and Fort Wayne (A) and was named a Northwest League Mid-Season All-Star.**

- Saw his first action as a professional with Eugene where he hit .308 with nine doubles, four home runs, 18 RBI and 20 runs scored in 25 games for the Emeralds.
- Came off the bench in the Northwest League All-Star Game and went 1-for-2, including the game-winning RBI single in the ninth inning for the South Division All-Stars.
- Promoted to Fort Wayne on 8/10 and hit .212 with two home runs and seven RBI in 18 games for the TinCaps.
- Following the season, was ranked by *Baseball America* as being the fourth-best prospect in the Padres system and the second-best in the Northwest League...was also named the "Best Power Hitter" in San Diego's system.

**PERSONAL**

Dustin Hunter Renfroe...is the son of Todd and Tammy...married to Courtney...graduated from Copiah Academy in Gallman, MS...set a Mississippi Association of Independent Schools record with 20 home runs and was named Player of the Year after his senior year in 2010...also played for the Colonels football, basketball and track teams...was selected by the Boston Red Sox in the 31st round of the 2010 First-Year Player Draft, but chose to attend Mississippi State...hit .345 with 16 home runs and 65 during his junior season in 2013 and led the Bulldogs to the College World Series finals, their first championship appearance in any sport...has a dog named Timber...his favorite restaurant in San Diego is Lou and Mickey's...was a big fan of Chipper Jones growing up...his favorite TV show is *Game of Thrones* and his favorite actor is Will Smith...roots for the Dallas Cowboys...originally signed by Padres scout Andrew Salvo.

**HUNTER RENFROE'S CAREER BATTING RECORD**

YR	CLUB	AVG	G	AB	R	H	2B	3B	HR	RBI	SH	SF	HP	BB	SO	SB	CS	OBP	SLG	E
2013	Eugene (A)	.308	25	104	20	32	9	0	4	18	0	2	0	5	26	2	0	.333	.510	1
	Fort Wayne (A)	.212	18	66	6	14	5	0	2	7	1	0	1	4	23	0	0	.268	.379	2
2014	Lake Elsinore (A)	.295	69	278	46	82	21	3	16	52	0	3	7	28	81	9	3	.370	.565	5
	San Antonio (AA)	.232	60	224	17	52	12	0	5	23	0	2	0	25	53	2	1	.307	.353	6
2015	El Paso (AAA)	.333	21	90	15	30	5	2	6	24	0	1	0	4	20	1	0	.358	.633	3
	San Antonio (AA)	.259	112	421	50	109	22	3	14	54	0	6	3	33	112	4	1	.313	.425	6
2016	El Paso (AAA)	.306	133	533	95	163	34	5	30	105	0	4	4	22	115	5	2	.336	.557	3
	<b>SAN DIEGO</b>	<b>.371</b>	<b>11</b>	<b>35</b>	<b>8</b>	<b>13</b>	<b>3</b>	<b>0</b>	<b>4</b>	<b>14</b>	<b>0</b>	<b>0</b>	<b>0</b>	<b>1</b>	<b>5</b>	<b>0</b>	<b>0</b>	<b>.389</b>	<b>.800</b>	<b>2</b>
2017	<b>SAN DIEGO</b>	<b>.231</b>	<b>122</b>	<b>445</b>	<b>51</b>	<b>103</b>	<b>25</b>	<b>1</b>	<b>26</b>	<b>58</b>	<b>0</b>	<b>1</b>	<b>6</b>	<b>27</b>	<b>140</b>	<b>3</b>	<b>0</b>	<b>.284</b>	<b>.467</b>	<b>9</b>
	El Paso (AAA)	.509	14	55	18	28	7	1	4	18	0	0	0	6	7	1	0	.557	.891	2
<b>Major League Totals</b>		<b>.242</b>	<b>133</b>	<b>480</b>	<b>59</b>	<b>116</b>	<b>28</b>	<b>1</b>	<b>30</b>	<b>72</b>	<b>0</b>	<b>1</b>	<b>6</b>	<b>28</b>	<b>145</b>	<b>3</b>	<b>0</b>	<b>.291</b>	<b>.492</b>	<b>11</b>
<b>Minor League Totals</b>		<b>.288</b>	<b>452</b>	<b>1771</b>	<b>267</b>	<b>510</b>	<b>115</b>	<b>14</b>	<b>81</b>	<b>301</b>	<b>1</b>	<b>18</b>	<b>15</b>	<b>127</b>	<b>437</b>	<b>24</b>	<b>7</b>	<b>.338</b>	<b>.506</b>	<b>28</b>

\*Led league +Tied for league lead @Rehab assignment



## CAREER FIELDING

POSITION	PCT.	G	PO	A	E	TC	DP
Right Field	.954	129	218	10	11	239	1

## SINGLE-GAME HIGHS

HITTING STREAK.....Six games, twice, last: April 21-26, 2017  
 HITS .....4, July 2, 2017 vs. Los Angeles (NL)  
 DOUBLES .....2, twice, last: June 30, 2017 vs. Los Angeles (NL)  
 RBI.....7, September 27, 2016 vs. Los Angeles (NL)  
 RUNS SCORED .....3, September 20, 2017 vs. Arizona  
 WALKS .....2, four times, last: September 21, 2016 vs. Arizona  
 STRIKEOUTS.....4, May 5, 2017 vs. Los Angeles (NL)  
 STOLEN BASES .....1, three times, last: June 13, 2017 vs. Cincinnati  
 CAREER WALK-OFF HITS (1).....May 15, 2017 vs. Milwaukee (home run)

## HOME RUNS

CAREER MULTI-HOME RUN GAMES (4)....last: September 20, 2017 vs. Arizona (three home runs)  
 CAREER GRAND SLAMS (2).....May 29, 2017 vs. Chicago-NL (Kyle Hendricks)  
 CAREER PINCH-HIT .....None  
 CAREER WALK-OFF (1).....May 15, 2017 vs. Milwaukee (Oliver Drake)  
 CAREER LEAD-OFF.....None

## CAREER TRANSACTIONS

2010.....Selected by the Boston Red Sox in the 31st-round of the First-Year Player Draft (did not sign).  
 2013.....Signed by the San Diego Padres as a first-round (13th overall) selection in the First-Year Player Draft.



# FRANMIL REYES

@ La\_Mole\_13

86

## OUTFIELDER

BATS/THROWS: R/R

HEIGHT/WEIGHT: 6-5, 275

OPENING DAY AGE: 22

SERVICE TIME: 0.000

BORN: July 7, 1995 in Palenque, Dominican Republic

RESIDENCE: Palenque, Dominican Republic

ACQUIRED: Signed as a non-drafted free agent: November 1, 2011

REYES

## NON-ROSTER INVITEE

### CAREER

**2017: Led the Padres minor league system with 25 home runs and 102 RBI, spending the entire season with San Antonio (AA).**

- Produced a .258/.322/.464 slash line in 135 games played with the Missions...set a career high in runs scored (79), games played, home runs, RBI, walks (48) and total bases (235).
- Led the club in runs, doubles (27), home runs, RBI and slugging percentage and tied with teammate Luis Urias for most hits on the club (131).
- His 235 total bases led the Texas League and his 135 games played tied for the most in the league.
- Had four multi-home run games in 2017, the most he's ever had in a single season...his 53 extra-base hits also set a career high.
- Stole two bases in a game for the first time of his career on 6/10 vs. Corpus Christi.
- Collected a career-high seven RBI on 7/31 vs. Corpus Christi.
- Made his fourth career postseason stint, going 4-for-18 (.222) with two doubles, one home run and four RBI, all against Midland.
- Participated in the Arizona Fall League, where he went 5-for-30 (.167) with a home run and four RBI in eight games played...sustained a broken hamate bone in his left wrist and underwent surgery.

### QUICK HITS

- In 2017, his 25 home runs and 102 RBI led the Padres' minor league system.
- MiLB.com California League Player of the Month (June, 2016).

**2016: Spent the entire season in Lake Elsinore (A), hitting .278 (137-for-493) in 130 games played.**

- Led the Storm in doubles (32) and home runs (16) and finished the season second on the club in hits (137).
- Earned MiLB.com California League Player of the Month honors for his performance in the month of June...slashed .307/.360/.584 in 25 games, logging 11 doubles, one triple, five home runs, 27 RBI, 15 runs scored and eight walks.
- Awarded Player of the Week honors on 6/26.

**2015: In his second season with Fort Wayne (A), hit .255 (116-for-455) with 25 doubles, seven triples, eight home runs, 62 RBI, 52 runs scored and 10 stolen bases.**

- Was awarded Player of the Week honors on 9/7.
- Had his second career five-hit game on 9/7 vs. Bowling Green, tying his five-hit performance on 7/17/12 vs. DSL Reds.
- His .989 fielding percentage in 2015 set a career high in a season.

**2014: Played the full season with Fort Wayne, accruing a career-high 508 at-bats in 128 games played.**

- His 126 hits were the second-most on the team.

**2013: Split the season between the AZL Padres (R) and Eugene (A), appearing in a combined 57 games and batting .292 (61-for-209) with 13 doubles, two triples, four home runs and 34 RBI.**

**2012: In his first professional season, played in 67 games for the DSL Padres (R), hitting .267 (65-for-243).**

### PERSONAL

Franmil Federico Reyes...originally signed by the Padres scouts Felix Feliz, Martin Jose and Randy Smith.

### FRANMIL REYES' CAREER BATTING RECORD

YR	CLUB	AVG	G	AB	R	H	2B	3B	HR	RBI	SH	SF	HP	BB	SO	SB	CS	OBP	SLG	E
2012	DSL Padres (R)	.267	67	243	32	65	16	4	4	37	0	0	5	30	56	12	4	.360	.416	8
2013	Eugene (A)	.205	12	44	4	9	1	0	1	4	0	0	0	1	10	0	0	.222	.295	2
	AZL Padres (R)	.315	45	165	24	52	12	2	3	30	0	1	0	20	39	5	5	.387	.467	6
2014	Fort Wayne (A)	.248	128	508	67	126	24	2	11	59	1	3	2	38	118	1	5	.301	.368	14
2015	Fort Wayne (A)	.255	123	455	52	116	25	7	8	62	0	7	1	46	91	10	5	.320	.393	2
2016	Lake Elsinore (A)	.278	130	493	63	137	32	3	16	83	0	5	2	47	108	2	3	.340	.452	6
2017	San Antonio (AA)	.258	135	507	79	131	27	1	25	102	0	8	3	48	134	4	4	.322	.464	4
<b>Minor League Totals</b>		<b>.263</b>	<b>640</b>	<b>2415</b>	<b>321</b>	<b>636</b>	<b>137</b>	<b>19</b>	<b>68</b>	<b>377</b>	<b>1</b>	<b>24</b>	<b>13</b>	<b>230</b>	<b>556</b>	<b>34</b>	<b>26</b>	<b>.328</b>	<b>.420</b>	<b>42</b>

\*Led league +Tied for league lead @Rehab assignment

### CAREER TRANSACTIONS

2011.....Signed by San Diego as a minor league free agent, November 1.



## CLAYTON RICHARD

LEFT-HANDED PITCHER



**BATS/THROWS:** R/R      **HEIGHT/WEIGHT:** 6-5/235  
**OPENING DAY AGE:** 34      **SERVICE TIME:** 7.163  
**BORN:** September 12, 1983 in Lafayette, IN  
**RESIDENCE:** Lafayette, IN  
**ACQUIRED:** Signed as a free agent to a Major League contract: December 20, 2016  
**CONTRACT STATUS:** Signed through 2019

### CAREER

**2017: Tied for the club lead with 32 starts on the season, working exclusively as a starter for the first time in his career since 2013.**

- His 32 starts were his third-most in a single season and the most since making a career-high 33 in 2010 and 2012 while with SD.
- Led the club in IP (197.1), ranked second in strikeouts (151) and third in quality starts (14).
- His eight pickoffs led all of baseball and his 377 induced ground balls ranked tied for first in the majors with TOR's Marcus Stroman.
- Forced opponents to ground into 32 double plays, which ranked tied for first in the NL with teammate Luis Perdomo and tied for second in the majors, behind only Stroman's 34.
- His 197.1 IP ranked 16th in the majors and eighth in the NL.
- In his first start of the season on 4/4 at LAD, worked 8.0-shutout innings and allowed just five hits...he induced four ground ball double plays, one of just eight pitchers to roll up four double plays in a single game this season.
- He was one of five pitchers this season throw multiple complete nine-inning games (5/21 at ARI and 8/16 vs. PHI).
- Per STATS Inc., his 51 career wins wearing a Padres uniform at the end of the 2017 season are the fourth-most ever by a Friar left-hander...Randy Jones leads the lefties with 92, followed by Bruce Hurst (55) and Dave Dravecky (53).
- Among pitchers with at least 197.0 IP in 2017, his 73 total runs of support and 3.33 run support average (runs scored while he is in the game) were the lowest in the majors.
- On 9/20, the Padres extended his contract through the 2019 season.

### QUICK HITS

- His eight pickoffs in 2017 led all of baseball and his 377 induced ground balls ranked tied for first in the majors with TOR's Marcus Stroman.
- Enters 2018 with 51 wins wearing a Padres uniform, the fourth-most ever by a Padres southpaw...Randy Jones leads the lefties with 92, followed by Bruce Hurst (55) and Dave Dravecky (53).
- **MLB Debut:** July 23, 2008 vs. TEX
- **First MLB Win:** August 19, 2008 vs. SEA

**2016: Began the season with CHC and worked in 25 games (all in relief) before being designated for assignment on 7/26 and released on 8/3...signed by SD as a free agent to a Major League contract on 8/6.**

- Made nine total starts for the Padres and went 3-3 with a 2.41 ERA (14 ER, 52.1 IP) with the Padres 6-3 in those starts.
- In his four starts at Petco Park he posted a 2-1 record and a 1.42 ERA (4 ER, 25.1 IP) with the Padres 3-1 in those starts, compared to his 1-2 road record and a 3.33 ERA (10 ER, 27.0 IP) with the Padres 3-2 in those starts.
- Went 2-1 with a 0.36 ERA (1 ER, 25.0 IP) over four starts from 8/20-9/8 with the Padres 3-1 in those starts.
- Earned his first win as a Padre since 6/16/13 on 8/27 at MIA, working 7.0 scoreless innings allowing eight hits and one walk while striking out three in the team's 1-0 victory.
- Went 0-1 with a 6.43 ERA (10 ER, 14.0 IP) in 25 relief appearances for CHC.

**2015: Acquired by CHC from PIT on 7/3 for cash considerations and went 4-2 with two holds and a 3.83 ERA (18 ER, 42.1 IP) in 23 appearances (three starts) with CHC...was his first Major League action since appearing in 12 games with SD in 2013.**

- Went 2-0 with a 3.00 ERA (6 ER, 18.0 IP) in three starts with CHC, including quality starts on 7/4 vs. MIA and 8/2 at MIL...tossed a season-high 6.1 IP in his Cubs debut on 7/4 vs. MIA, allowing just two runs on eight hits.
- Pitched exclusively in relief from 8/12 through the end of the season, going 2-2 with a 3.38 ERA (8 ER, 21.1 IP) in 19 outings...made three relief appearances of at least 3.0 innings, including a 4.0-inning effort on 9/13 at PHI.
- Stranded 10 of his 15 inherited runners while pitching in relief.
- Allowed just 12 earned runs in 33.0 IP (3.27 ERA) following the All-Star Break.
- Held left-handed hitters to a .234 average (15-for-64) while righties batted .294 (32-for-109).
- Was optioned to Iowa (AAA) on 7/23 and made one start with the I-Cubs, tossing 7.0 scoreless frames on 7/28 at Nashville...returned to the Cubs 8/5 and remained with CHC through the end of the season.
- Closed out the regular season with five straight scoreless outings beginning 9/19...tossed 3.1 IP in that stretch.
- With Indianapolis, did not allow an earned run in three straight starts from 5/29-6/8...allowed just 16 hits and five unearned runs in 21.2 IP...went 3-1 with a 1.62 ERA (6 ER, 33.1 IP) in June.
- Did not allow a run in six postseason relief appearances spanning 4.2 IP...held opponents to a .188 average (3-for-16).

**2014: Missed most of the season recovering from acromioclavicular (AC) joint surgery performed in 2013, and thoracic outlet surgery performed in February...signed a minor league contract with ARI on 8/1.**

- Made his season debut with Mobile (AA) on 8/10 vs. Tennessee, allowing six runs in 3.0 IP, taking a no-decision.
- Lost each of his last two starts with Mobile before being transferred to Reno (AAA) on 8/25.
- Started and allowed three runs in 6.1 IP in his only appearance with Reno on 8/28 at Sacramento...earned the win.

**2013: Was limited to 12 appearances (11 starts) with SD before being placed on the DL for the rest of the season on 6/22 with a left shoulder strain...underwent left shoulder surgery.**

- Went 2-5 with a 7.01 ERA (41 ER/52.2 IP) in his 12 outings with SD...allowed 65 hits and walked 21 batters.
- Placed on the DL on 5/5 with a viral infection...made two rehab starts with Reno (AAA) before being activated on 5/27.
- Made his last appearance of the season on 6/21 vs. LAD, throwing just two pitches before leaving the game...was placed on the disabled list the following day.

**2012: Set career highs in IP (218.2) and tied his career high in wins (14) and games started (33)...led the club with 18 quality starts.**

- His 218.2 IP were fourth-most among NL pitchers and ninth-most among all MLB pitchers.
- Held left-handed hitters to a .241 (48-for-199) average while allowing just two home runs to lefties.
- Tossed a five-hit shutout on 8/8 vs. CHC, the second shutout of his career.
- Went 5-0 over a six-start stretch from 8/19-9/20, posting a 3.38 ERA (15 ER, 40.0 IP) during that span.
- Went 5-1 with a 2.42 ERA (12 ER, 44.2 IP) in six August starts, tied for the most wins ever by a Padres pitcher in the month of August.
- From 6/12 through the end of the season, went 12-7 with a 3.68 ERA (58 ER, 142.0 IP) and 64 SO to 21 BB in his final 21 starts.
- In 14 starts at Petco Park, went 8-5 with a 3.02 ERA (32 ER, 95.1 IP), a .245 (90-for-367) opponents average and 51 SO against 15 BB, with the Padres 9-5 in his starts at home.
- Went 2-for-2 at the plate with three RBI on 6/22 vs. SEA, earning the victory that day and becoming the first pitcher in Padres history to get a hit in each of his official at-bats, drive in three runs and get the win in the same game (ELIAS).
- Hit his first career home run in the third inning off Shaun Marcum, a solo shot, on 10/1 at MIL.
- Allowed a career-high 31 home runs, the most among all NL pitchers and seventh-most among MLB pitchers.

**2011: Made 18 starts for SD before undergoing season-ending arthroscopic surgery on his left shoulder on 7/29..**

- Won each of his last three starts before landing on the disabled list, posting a 1.59 ERA (3 ER, 17.0 IP) over that stretch.
- Placed on the 15-day DL on 7/5 with a strained left shoulder and transferred to the 60-day DL on 8/26.
- Had a career-long five-game losing streak from 5/21-6/17, going 0-5 with a 3.79 ERA (15 ER/35.2 IP)...received just five runs of support total during that span.
- Received 40 runs of support all season, with 17 of those coming in two outings...had two or fewer runs of support in 12 of his 18 starts.

**2010: Posted a 3.75 ERA, recorded a career-high 153 strikeouts and tied his career-high in starts (33) and wins (14) while leading the club with 201.2 IP.**

- Became the first Padres southpaw since Bruce Hurst in 1989 to lead the team in IP (ninth time overall).
- Tossed his first complete game shutout 9/21 at LAD.
- Began the season by going 6-4 with a 2.74 ERA (31 ER, 102.0 IP) over his first 16 starts from 4/9-6/30.
- Struck out a career-high 10 batters on 6/30 vs. COL.
- Recorded a career-high-tying five-game winning streak over six starts from 7/28-8/24.
- Went 6-6 with a 3.15 ERA (37 ER, 105.2 IP) in 17 starts at Petco Park and 8-3 with a 4.41 ERA (47 ER, 96.0 IP) in 16 starts on the road.
- Held left-handed hitters to a .228 (47-for-206) average while right-handers hit at a .281 (159-for-565) clip...15 of his 16 home runs allowed were to right-handers.

**2009: Split the season between CHW and SD, making a combined 38 appearances (26 starts)...acquired by the Padres on 7/31 along with three other pitchers in exchange for Jake Peavy.**

- Combined to go 9-5 with a 4.41 ERA (75 ER, 153.0 IP) in his 38 games between CHW and SD.
- Began the season in the bullpen, posting a 4.32 ERA (8 ER, 16.2 IP) in 12 relief appearances with CWS...moved to the CWS rotation on 5/12 and started the rest of the season.
- As a starter, combined to go 9-5 with a 4.42 ERA (67 ER, 136.1 IP) in his 26 starts between CHW and SD.
- Tossed 8.0 IP of one-run ball in each of his last two starts with CWS (7/21 vs. TB and 7/26 at DET)... both outings marked career highs for IP.
- Struck out a then-career-high eight batters on two occasions (5/23 vs. PIT and 9/13 vs. COL).
- Finished the season going 1-0 with a 0.95 ERA (2 ER, 19.0 IP) in his last three outings...worked at least 6.0 IP in each game, tossing shutout ball twice.

**2008: Made his MLB debut for CHW, going 2-5 with a 6.04 ERA (32 ER, 47.2 IP) in 13 games (eight starts) over two stints with CHW...also made 20 starts between Birmingham (AA) and Charlotte (AAA).**

- With CHW, he was 2-5 with a 6.35 ERA (28 ER, 39.2 IP) as a starter and 0-0 with a 4.50 ERA (4 ER, 8.0 IP) in relief.
- Did not factor in the decision in his MLB debut on 7/23 vs. TEX (4 ER, 4.0 IP)...struck out seven, the most by a Sox starter making his debut since Ravelo Manzanillo fanned eight on 9/25/88 vs. KC.
- Optioned to Charlotte on 8/5 and recalled on 8/15...made his first relief appearance on 8/17 at OAK, striking out two in 1.0 scoreless IP...earned his first win on 8/19 vs. SEA with 6.0 scoreless IP...won his second straight start 8/25 at BAL (3 ER, 6.0 IP).
- Went 12-6 with a 2.48 ERA (35 ER, 127.2 IP) in 20 combined starts between Charlotte and Birmingham...went 9-0 with a 1.72 ERA (13 ER, 68.2 IP) in his last 10 minor league starts.
- Was the starting pitcher for the United States in the All-Star Futures game on 7/13 at Yankee Stadium, allowing one unearned run in 1.0 IP...selected to the initial U.S. Olympic roster, but did not play following his promotion to the Sox.
- Made two relief appearances in the ALDS vs. TB, allowing one run over 6.1 IP and six strikeouts...struck out five in Game One at Tropicana Field, tying a club playoff record for strikeouts by a reliever (also: Jose DeLeon in Game 5 of the 1993 ALCS at TOR).

**2007: Spent the season with Winston-Salem (A), going 8-12 with a 3.63 ERA (65 ER, 161.1 IP) over 28 games (27 starts).**

- Finished second in the Carolina League in IP and eighth in ERA...ranked among organizational leaders in IP (third), complete games (T-third) and ERA (sixth).

**2006: Combined to go 7-9 with a 3.85 ERA (51 ER, 119.1 IP) in 22 games (21 starts) between Kannapolis (A) and Winston-Salem (A).**

**2005: Combined to go 2-2 with a 3.33 ERA (19 ER, 51.1 IP) between Great Falls (R) and Kannapolis (A).**

- Named Pioneer league Pitcher of the Week for 6/27- 7/3.





# PLAYERS

## PERSONAL

Clayton Colby Richard...he and his wife, Ashley, reside with their three sons in Lafayette, Ind...attended the University of Michigan where he played football and baseball...went 0-1 with a 2.43 ERA and five saves in 21 games (two starts) for the Wolverines in 2005...became Michigan's first two-sport baseball player since basketball's Robbie Reid (1998-99)...redshirted during Michigan's 2003 Big Ten championship football season and did not play baseball in 2004...was 8-15 for 52 yards as a backup quarterback in 2004 and earned Big Ten all-academic honors...a 2003 graduate of McCutcheon High School in Lafayette, Ind.

## CLAYTON RICHARD'S CAREER PITCHING RECORD

YR	CLUB	W-L	ERA	G	GS	CG	SHO	SV	IP	H	R	ER	HR	HB	BB	SO	WP	BK	AVG
2005	Great Falls (R)	2-1	2.85	10	9	0	0	0	41.0	37	19	13	2	1	12	39	0	1	.240
	Kannapolis (A)	0-1	5.23	3	2	0	0	0	10.1	14	7	6	1	0	1	8	1	2	.326
2006	Kannapolis (A)	6-6	3.67	18	17	0	0	0	95.2	117	47	39	0	7	28	54	8	0	.310
	Winston-Salem (A)	1-3	4.56	4	4	1	0	0	23.2	29	18	12	2	1	6	12	1	0	.315
2007	Winston-Salem (A)	8-12	3.63	28	27	1	0	0	161.1	159	86	65	11	5	59	99	4	2	.262
2008	Birmingham (AA)	6-6	2.47	13	13	1	1	0	83.2	66	29	23	2	4	16	53	3	0	.217
	Charlotte (AA)	6-0	2.45	7	7	1	0	0	44.0	33	12	12	3	1	4	33	0	2	.204
	CHICAGO (AL)	2-5	6.04	13	8	0	0	0	47.2	61	37	32	5	0	13	29	1	1	.303
2009	CHICAGO (AL)	4-3	4.65	26	14	1	0	0	89.0	94	50	46	10	3	37	66	5	2	.276
	SAN DIEGO	5-2	4.08	12	12	0	0	0	64.0	60	31	29	7	0	34	48	2	1	.254
2010	SAN DIEGO	14-9	3.75	33	33	1	1	0	201.2	206	89	84	16	4	78	153	4	2	.267
2011	SAN DIEGO	5-9	3.88	18	18	0	0	0	99.2	104	52	43	8	2	38	53	3	1	.272
2012	SAN DIEGO	14-14	3.99	33	33	1	1	0	218.2	228	110	97	31	6	42	107	4	2	.267
2013	Tucson (AAA)	0-1	2.25	2	2	0	0	0	12.0	10	3	3	0	1	0	12	1	0	.227
	SAN DIEGO	2-5	7.01	12	11	0	0	0	52.2	65	44	41	13	0	21	24	0	0	.308
2014	Mobile (AA)	0-2	6.60	3	3	0	0	0	15.0	23	13	11	2	0	4	7	0	0	.359
	Reno (AAA)	1-0	4.26	1	1	0	0	0	6.1	11	3	3	1	0	1	1	0	0	.407
2015	Bradenton (A)	0-1	0.00	1	1	0	0	0	6.0	4	1	0	0	0	1	5	0	0	.182
	Iowa (AAA)	1-0	0.00	1	1	0	0	0	7.0	3	0	0	0	0	0	4	0	0	.125
	Indianapolis (AAA)	4-2	2.09	9	9	0	0	0	56.0	53	20	13	3	4	13	25	1	0	.244
	CHICAGO (NL)	4-2	3.83	23	3	0	0	0	42.1	47	18	18	3	1	7	22	4	0	.272
2016	Tennessee (AA)	0-1	3.52	2	2	0	0	0	7.2	7	3	3	0	0	0	5	1	0	.250
	Iowa (AAA)	0-0	0.00	2	2	0	0	0	5.0	1	0	0	0	0	2	5	1	0	.071
	CHICAGO (NL)	0-1	6.43	25	0	0	0	1	14.0	23	14	10	0	2	7	7	1	0	.377
	SAN DIEGO	3-3	2.52	11	9	0	0	0	53.2	58	21	15	4	0	24	34	2	0	.278
2017	SAN DIEGO	8-15	4.79	32	32	2	1	0	197.1	240	114	105	24	8	59	151	7	1	.308
Major League Totals		61-68	4.33	238	173	5	3	1	1080.2	1186	580	520	121	26	360	694	33	10	.281
Minor League Totals		35-36	3.18	104	100	4	1	0	574.2	567	261	203	27	24	147	362	21	7	.260

\*Led league +Tied for league lead @Rehab assignment

## DIVISION SERIES RECORD

YR	CLUB	W-L	ERA	G	GS	CG	SHO	SV	IP	H	R	ER	HR	HB	BB	SO	WP	BK
2008	CWS vs. TB	0-0	1.42	2	0	0	0	0	6.1	5	1	1	0	0	3	6	0	0
2015	CHC vs. STL	0-0	0.00	2	0	0	0	0	0.2	3	0	0	0	0	1	1	0	0
Division Series Totals		0-0	1.29	4	0	0	0	0	7.0	5	1	1	0	0	4	7	0	0

## CHAMPIONSHIP SERIES RECORD

YR	CLUB	W-L	ERA	G	GS	CG	SHO	SV	IP	H	R	ER	HR	HB	BB	SO	WP	BK
2015	CHC vs. NYM	0-0	0.00	4	0	0	0	0	4.0	3	0	0	0	0	1	2	0	0

## 2017 AND CAREER BATTING RECORD

YR	CLUB	AVG	G	AB	R	H	2B	3B	HR	RBI	SH	SF	HP	BB	SO	SB	CS	OBP	SLG
2017	SAN DIEGO	.123	31	57	2	7	1	0	1	4	8	0	2	1	31	0	0	.167	.193
Major League Totals		.117	202	283	16	33	9	0	2	25	34	3	3	6	134	0	0	.142	.170

## CAREER FIELDING

POSITION	PCT.	G	PO	A	E	TC	DP
Pitcher	.917	238	58	208	24	290	11

## SINGLE-GAME HIGHS

INNINGS PITCHED.....9.0 IP, four times, last: August 16, 2017 vs. Philadelphia  
 LOW-HIT COMPLETE GAME.....3, August 16, 2017 vs. Philadelphia  
 STRIKEOUTS.....10, June 30, 2010 vs. Colorado  
 MOST HITS ALLOWED.....14, July 19, 2017 at Colorado  
 MOST RUNS ALLOWED.....11, July 19, 2017 at Colorado  
 MOST WALKS ALLOWED.....6, August 16, 2009 at St. Louis  
 MOST HOME RUNS ALLOWED.....3, five times, last: August 22, 2017 at St. Louis  
 CAREER WINNING STREAK.....Four games, June 22, 2011 - April 8, 2012  
 CAREER 10-STRIKEOUT GAMES (1).....June 30, 2010 vs. Colorado  
 CAREER HOME RUNS HIT (2).....last: August 27, 2017 at Miami

## CAREER TRANSACTIONS

2005.....Signed by the Chicago White Sox as an eighth-round selection in the First-Year Player Draft.  
 2009.....Acquired by the San Diego Padres along with Aaron Poreda, Adam Russell and Dexter Carter in exchange for Jake Peavy, July 31.  
 2010.....Signed by the Arizona Diamondbacks as a minor league free agent, August 1.  
 2014.....Signed by the Pittsburgh Pirates as a minor league free agent, December 3  
 2015.....Acquired by the Chicago Cubs for cash considerations, July 3  
 2016.....Released by the Chicago Cubs, August 3  
 .....Signed by the San Diego Padres as a Major League free agent, August 6  
 .....Signed by the Padres as a Major League free agent, December 20.

@TysonRoss

# TYSON ROSS

RIGHT-HANDED PITCHER

38



**BATS/THROWS:** R/R  
**OPENING DAY AGE:** 31  
**BORN:** April 22, 1987 in Berkeley, CA  
**RESIDENCE:** Oakland, CA  
**ACQUIRED:** Signed as a minor league free agent: December 29, 2017

**HEIGHT/WEIGHT:** 6-6/240  
**SERVICE TIME:** 6.118

ROSS

## NON-ROSTER INVITEE

## CAREER

**2017:** Made 12 appearances (10 starts) for TEX while also making four rehab starts for Round Rock (AAA) and two rehab starts for Frisco (AA).

- Began the season on the 10-day DL recovering from thoracic outlet surgery...sent on a rehab assignment with Round Rock on 5/23 and made four starts, going 2-1 with a 7.71 ERA (16 ER, 18.2 IP).
- Transferred to the 60-day DL on 5/27 before being reinstated on 6/16, making his TEX debut that same day and earning the win in 5.2 IP of two-run ball on two hits and 5 SO in TEX's 10-4 victory.
- Made a total of seven starts from 6/16-7/23, going 2-2 with a 7.52 ERA (27 ER, 32.1 IP) before being placed on the 10-day DL with a blister on his right index finger.
- Made two rehab starts for Frisco, going 1-1 with a 2.31 ERA (3 ER, 11.2 IP) before being reinstated on 8/12.
- Appeared in five games (three starts) for TEX from 8/12-9/10, going 1-1 with a 8.10 ERA (15 ER, 16.2 IP) before being released on 9/12.

## QUICK HITS

- **2014 National League All-Star (SD)**
- **MLB Debut:** April 7, 2010 vs. Seattle
- **First MLB Win:** May 11, 2010 at TEX
- **First MLB Save:** April 11, 2012 at LAA

**2016:** Became the 29th different pitcher in franchise history to start for the Padres on Opening Day, making just the one start before missing the season and undergoing thoracic outlet surgery.

- Allowed eight runs (seven earned) in 5.1 IP in SD's 15-0 loss at LAD...felt discomfort following his bullpen session ahead of his next scheduled start and was placed on the DL on 4/9 (retro 4/5).
- Assigned to Lake Elsinore (A) and made a rehab start on 8/25...continued to experience soreness and transferred to the 60-day DL on 8/31 before being having thoracic outlet surgery performed by Dr. Robert Thompson on 10/13 in St. Louis.

**2015:** Named the Padres Pitcher of the Year by the local chapter of the Baseball Writers Association of America after he finished the campaign with new career highs in IP and SO after going 10-12 with a 3.26 ERA (71 ER, 196.0 IP) and 212 SO to 84 BB while holding opponents to a .237 average.

- His strikeout total ranked 13th in MLB, sixth in the NL and second on the club (Shields, 216).
- His 212 SO were a new career high, surpassing his previous best of 195 in 2014...was the second pitcher in franchise history to record 195+ strikeouts in consecutive seasons, joining Jake Peavy who did so in three straight seasons from 2005-07.
- Also posted a 9.73 SO/9 IP ratio (212 SO, 196.0 IP), the second-best mark in franchise history by a starter, trailing only the 9.87 mark (189 SO, 172.1 IP) set by Andy Benes in 1994.
- Ross and teammate James Shields (216) both reached the 200-strikeout plateau, making them the first set of teammates in franchise history to reach 200+ strikeouts in the same season.
- His 196.0 IP was one more inning than his previous record of 195.0 IP set in 2014...became first Padres pitcher since Jake Peavy (2005-07) to record 195.0+ in consecutive seasons.
- Allowed just nine home runs in 196.0 IP, good for a 0.41 HR/9 IP, third-best mark among qualified ML starters, trailing only Jake Arrieta (0.39) and Gio Gonzalez (0.41)...it was also the seventh-best mark in franchise history and the best since Kevin Brown had a 0.28 HR/9 IP (8 HR, 257.0 IP) in 1998.
- Posted a 100.0-inning streak without allowing a home run from 4/28-7/29, the longest by a ML pitcher in a single season (in terms of both starts and innings pitched) since Mets starter Sid Fernandez went 16 starts and 111.0 IP in 1992...was the third-longest in terms of innings pitched in franchise history, trailing only Dave Roberts (123.1 IP from 4/30-7/20 in 1971) and Padres Hall-of-Famer Randy Jones (107.1 IP from 7/3-9/11 in 1978).
- Recorded 212 SO and allowed nine home runs in 2015 after he had recorded 195 SO and allowed 13 home runs in 2014...since the start of the 2000 campaign, became the fifth ML pitcher to have consecutive seasons of 195+ SO and less than 15 homers allowed, joining Clayton Kershaw (2013-2015), Pedro Martinez (2002-03), Tim Lincecum (2008-09) and Ubaldo Jimenez (2009-10).
- According to FanGraphs.com, he posted a 71.2 contact percentage, the fourth-lowest rate in MLB and the lowest mark in baseball by a RHP, behind only Francisco Liriano (67.5), Clayton Kershaw (69.0) and Chris Sale (70.5).
- Posted a 62.3% ground ball rate, the third-highest rate in MLB, trailing only LAD's Brett Anderson (66.7) and HOU's Dallas Keuchel (62.3)...Ross also posted a 3.51 groundout/flyout ratio, the third-highest in MLB behind only Anderson (4.49) and Keuchel (3.68).
- Threw his slider a NL-leading 1,289 times in 2015, with Chris Archer being the only player in MLB to throw it more often (1,307)...had a 45.54% swing-and-miss rate on his slider, the second-highest whiff rate on a single pitch thrown by a pitcher at least 750 times, trailing only Cole Hamels' change-up, which had a 48.22% swing-and-miss rate (thrown 770 times).
- Recorded 142 SO on his slider, the fourth-highest total by any MLB pitcher on a single pitch, trailing only Chris Archer's slider (179), Lance Lynn's fastball (144) and Max Scherzer's fastball (144), per STATS, Inc.



## 2015 continued...

- At the plate, posted a .255/.288/.364 (14-for-55) slash line with a double, a triple, a home run and six RBI...his .255 batting average was the highest by a MLB pitcher in 2015, the first time in Padres franchise history they had a pitcher lead his position in hitting.
- Hit for a "season cycle" (1B, 2B, 3B, HR), making him the second pitcher in franchise history to accomplish this feat...Tim Lollar also did so three times, having done so every season from 1982-1984.
- Hit his first career home run on 7/2 at STL, an opposite field shot off Tim Cooney...was the fourth pitcher in franchise history to hit an opposite field home run and the first since Andy Benes did so against PHI on 9/3/89...Mike Corkins (6/28/72) and Dave Roberts (7/9/70) also accomplished this feat.

## 2014: Set career highs in starts (31), innings pitched (195.2), strikeouts (195) and ERA (2.81) in his first full season as a starter with SD.

- Went 13-14 with a 2.81 ERA (61 ER, 195.2 IP) with 195 SO in 31 starts...his ERA ranked 11th in the NL while his strikeouts ranked eighth.
- Selected to represent SD for the NL at the 85th annual MLB All-Star Game in Minneapolis on 7/15, his first career trip to the ASG...was the 10th starting pitcher in club history to be named an All-Star, the 12th time overall a Padres starting pitcher has been selected to the team...did not appear in the game as he made his last start on the Sunday before the All-Star Break.
- Put up the 11th-best ERA and opponent average (.230) in franchise history while his strikeout total was seventh-best...his 8.97 SO/9 IP ranked eighth in the NL.
- Turned in 15 games of 6.0-or-more IP and two-or-fewer earned runs, tied for the third-most in MLB, trailing only STL's Adam Wainwright (17) and LAD's Clayton Kershaw (17).
- In 15 starts at Petco Park, posted an 8-5 record with a 1.88 ERA (21 ER, 100.2 IP) with 106 SO to 31 BB while limiting the opposition to a .199 average...his home ERA was the fourth-best mark in MLB.
- Posted a streak of 14 consecutive quality starts from 6/21-9/7, a Padres franchise record... in addition to the quality starts, allowed six-or-fewer hits in each of those 14 starts...dating back 1914, the only MLB pitcher with a longer streak of quality starts allowing six-or-fewer hits was HOU's Mike Scott, who made 17 such starts from 5/21-8/8/86.
- During his quality start streak, posted a 7-6 record with a 1.93 ERA (20 ER, 93.1 IP) with 94 SO to 26 BB while limiting the opposition to a .210 average...ranked fourth in the NL in ERA and opponents average and third in strikeouts.
- Threw the first complete-game shutout of his career on 7/2 vs. CIN, allowing three hits with nine SO and no walks...became first pitcher in SD history to throw a shutout, allow three-or-fewer hits, strike out nine-or-more and walk none in a game.
- Threw the second complete game of the season and of his career on 8/21 at LAD but took the loss after he allowed two runs on four hits with eight strikeouts and two walks over 8.0 IP.
- In July, went 4-2 with a 1.10 ERA (5 ER, 41.0 IP), a .194 opponents average and 48 SO to 10 BB in six starts...led all MLB pitchers with 48 SO during the month...his 48 SO that month tied for the third-most in franchise history by a pitcher during the month of July, trailing only Kevin Brown's 60 in 1998 and Andy Benes' 54 in 1994...overall, his 48 SO during July tied for the seventh-most in franchise history for any month of the season.
- His 1.10 ERA (min. 25.0 IP) in July was second-best in the NL...his 1.10 ERA in July was second-best in franchise history, behind only the 1.04 ERA (4 ER, 26.0 IP) Mat Latos put up in July 2010...his 1.10 ERA was the lowest by any pitcher in franchise history to make six starts in a single month.
- According to *Baseball Prospectus*, threw his slider a MLB-leading 1,272 times in 2014...forced a swing on 53.14% of those pitches and a swing-and-miss on 44.38%, the fourth-best swing rate and second-best whiff rate in MLB (min. 750 pitches).
- According to FanGraphs.com, posted a 71.4 contact %, the second-best rate in MLB, trailing only PIT's Francisco Liriano (68.1%).
- Allowed 14 unearned runs, tied for the third-highest total in MLB and second-most in the NL, behind only LAD's Dan Haren (18) and OAK/BOS's Jon Lester (16).
- Collected a pair of bunt singles in 2014, tied for the ML lead among pitchers with teammate Andrew Cashner.

## 2013: Set a career high in appearances (35) and went 3-5 with a 3.06 ERA (32 ER, 94.0 IP) with 97 SO in 16 starts.

- Compiled a 0-3 record with a 3.48 ERA (12 ER, 31.0 IP) with 22 SO in 19 relief appearances.
- Made two starts during a quick stint in the minors in July to build up his pitch count...returned on 7/23 and pitched out of the rotation the remainder of the season, going 3-4 with a 2.93 ERA (26 ER, 80.0 IP) with 85 SO in 13 starts.
- His 2.93 ERA from 7/23 through the end of the season ranked tied for seventh in the NL and tied for 14th in MLB (min. 80.0 IP).
- Recorded the lowest contact percentage (69.6% of swings) of all qualified MLB pitchers in the second half.
- His 2.03 ERA (12 ER, 53.1 IP) at Petco Park was the fourth-best in ballpark history (min. 50.0 IP) while his .187 opponent batting average ranked second behind Chris Young (.170 in 2007).
- His .201 (56-for-279) opponent average from 7/23 through end of the season was tied for the best in MLB with TEX's Yu Darvish.
- His 9.29 SO/9 IP as a starter ranked sixth in the NL and 12th in MLB.
- Limited right-handed hitters to a .199 (45-for-226) average, which ranked sixth-best in MLB.
- Placed on the 15-day DL on 4/20 with a left shoulder subluxation suffered on a swing resulting in a single off the wall on 4/17 at LAD, his first ML hit (Clayton Kershaw).

## 2012: Split the season between OAK and Sacramento (AAA), making 13 starts for both the A's and River Cats.

- On 6/16 vs. SD, carried a no-hitter into the sixth inning before Carlos Quentin hit a two-run home run with two outs.
- Acquired by the Padres on 11/16 along with OF A.J. Kirby-Jones from OAK in exchange for INF Andy Parrino and RHP Andrew Werner.

## 2011: Played in 18 games (15 starts) between OAK and Sacramento (AAA), missing time due to a stint on the DL.

- Began the year with Sacramento...recalled on 4/6 before making an appearance with the River Cats...after going 3-3 with a 2.75 ERA in nine games (six starts), landed on the 15-day DL on 5/20 with a strained left oblique.
- Pitched in the Arizona Fall League following the season, going 1-3 with a 5.94 ERA in seven starts.
- Named the No. 4 prospect in the A's organization by *Baseball America* entering the season.

## 2010: Saw his first MLB action with OAK, appearing in 26 games (two starts) for the A's after making the club's Opening Day roster...also made six starts for Sacramento (AAA).

- Made his first career Opening Day roster as a non-roster invitee, the only invitee to make the A's out of Spring Training.
- Made his MLB debut on 4/7 vs. SEA, tossing 2.1 scoreless IP.
- Had his season cut short after being shut down on 8/10 with a strained right elbow.
- Named the No. 6 prospect in the A's organization by *Baseball America* heading into the season.

**2009: Split the year between Stockton (A) and Midland (AA), making 18 starts for the Ports and nine for the RockHounds.**

**2008: Made his professional debut with Kane County (A), playing in six games (four starts) for the Cougars after signing as a second-round selection in the First-Year Player Draft.**

## PERSONAL

Tyson William Ross...his brother, Joe, was a first round selection of the Padres in 2011 and is currently on the Washington Nationals...his sister, Francesca, played soccer at Portland State University...graduated from Bishop O'Dowd High School (CA) in 2005...named North Coast Section Player of the Year as a senior after going 12-1 with a 0.71 ERA and 130 strikeouts...was a member of the USA Junior National Team in 2004 and 2005...attended the University of California, earning All-Pac-10 honors in 2007 and 2008...left Cal ranked third on the Bears' career strikeout list (271)...his favorite restaurant in San Diego is the Pacific Beach Fish Shop...his favorite TV show is *It's Always Sunny in Philadelphia*...his all-time favorite baseball player is Rickey Henderson...roots for the Golden State Warriors...originally signed by Athletics' scout Jermaine Clark.

## TYSON ROSS' CAREER PITCHING RECORD

YR	CLUB	W-L	ERA	G	GS	CG	SHO	SV	IP	H	R	ER	HR	HB	BB	SO	WP	BK	AVG
2008	Kane County (A)	0-1	4.66	6	4	0	0	0	19.1	16	11	10	1	2	5	16	1	0	.219
2009	Stockton (A)	5-6	4.17	18	18	0	0	0	86.1	78	49	40	10	8	33	82	5	0	.237
	Midland (AA)	5-4	3.96	9	9	1	0	0	50.0	40	22	22	3	1	20	31	4	0	.225
2010	<b>OAKLAND</b>	<b>1-4</b>	<b>5.49</b>	<b>26</b>	<b>2</b>	<b>0</b>	<b>0</b>	<b>1</b>	<b>39.1</b>	<b>39</b>	<b>24</b>	<b>4</b>	<b>0</b>	<b>0</b>	<b>20</b>	<b>32</b>	<b>5</b>	<b>0</b>	<b>.271</b>
	Sacramento (AAA)	2-1	3.55	6	6	0	0	0	25.1	22	10	10	1	4	13	30	1	0	.253
2011	<b>OAKLAND</b>	<b>3-3</b>	<b>2.75</b>	<b>9</b>	<b>6</b>	<b>0</b>	<b>0</b>	<b>0</b>	<b>36.0</b>	<b>33</b>	<b>12</b>	<b>11</b>	<b>1</b>	<b>0</b>	<b>13</b>	<b>24</b>	<b>2</b>	<b>0</b>	<b>.252</b>
	Sacramento (AAA)@	3-2	7.61	9	9	0	0	0	36.2	52	34	31	5	0	22	34	3	0	.325
	Stockton (A)	0-0	9.00	1	1	0	0	0	1.0	2	1	1	0	0	1	1	0	0	.400
2012	Sacramento (AAA)	6-2	2.99	15	13	1	0	0	78.1	69	33	26	4	3	29	64	4	0	.235
	<b>OAKLAND</b>	<b>2-11</b>	<b>6.50</b>	<b>18</b>	<b>13</b>	<b>0</b>	<b>0</b>	<b>0</b>	<b>73.1</b>	<b>96</b>	<b>56</b>	<b>53</b>	<b>7</b>	<b>5</b>	<b>37</b>	<b>46</b>	<b>2</b>	<b>1</b>	<b>.327</b>
2013	<b>SAN DIEGO</b>	<b>3-8</b>	<b>3.17</b>	<b>35</b>	<b>16</b>	<b>0</b>	<b>0</b>	<b>0</b>	<b>125.0</b>	<b>100</b>	<b>51</b>	<b>44</b>	<b>8</b>	<b>7</b>	<b>44</b>	<b>119</b>	<b>7</b>	<b>0</b>	<b>.225</b>
	Tucson (AAA)@	1-1	4.63	4	2	0	0	0	11.2	12	6	6	0	0	6	9	1	0	.273
2014	<b>SAN DIEGO</b>	<b>13-14</b>	<b>2.81</b>	<b>31</b>	<b>31</b>	<b>2</b>	<b>1</b>	<b>0</b>	<b>195.2</b>	<b>165</b>	<b>75</b>	<b>61</b>	<b>13</b>	<b>9</b>	<b>72</b>	<b>195</b>	<b>12</b>	<b>0</b>	<b>.230</b>
2015	<b>SAN DIEGO</b>	<b>10-12</b>	<b>3.26</b>	<b>33</b>	<b>33</b>	<b>1</b>	<b>0</b>	<b>0</b>	<b>196.0</b>	<b>172</b>	<b>78</b>	<b>71</b>	<b>9</b>	<b>8</b>	<b>84</b>	<b>212</b>	<b>14</b>	<b>0</b>	<b>.237</b>
2016	<b>SAN DIEGO</b>	<b>0-1</b>	<b>11.81</b>	<b>1</b>	<b>1</b>	<b>0</b>	<b>0</b>	<b>0</b>	<b>5.1</b>	<b>9</b>	<b>8</b>	<b>7</b>	<b>0</b>	<b>2</b>	<b>1</b>	<b>5</b>	<b>1</b>	<b>0</b>	<b>.375</b>
	Lake Elsinore (A)	0-1	54.00	1	1	0	0	0	0.2	3	4	4	0	0	2	1	2	0	.750
2017	Round Rock (AAA)	2-1	7.71	4	4	0	0	0	18.2	23	16	16	3	2	11	11	0	0	.324
	Frisco (AA)	1-1	2.31	2	2	0	0	0	11.2	11	5	3	0	0	4	10	0	0	.256
	<b>TEXAS</b>	<b>3-3</b>	<b>7.71</b>	<b>12</b>	<b>10</b>	<b>0</b>	<b>0</b>	<b>0</b>	<b>49.0</b>	<b>53</b>	<b>46</b>	<b>42</b>	<b>7</b>	<b>6</b>	<b>37</b>	<b>36</b>	<b>4</b>	<b>0</b>	<b>.275</b>
<b>Minor League Totals</b>		<b>25-20</b>	<b>4.48</b>	<b>75</b>	<b>69</b>	<b>2</b>	<b>0</b>	<b>0</b>	<b>339.2</b>	<b>328</b>	<b>191</b>	<b>169</b>	<b>27</b>	<b>20</b>	<b>146</b>	<b>289</b>	<b>21</b>	<b>0</b>	<b>.255</b>
<b>Major League Totals</b>		<b>35-56</b>	<b>3.91</b>	<b>165</b>	<b>112</b>	<b>3</b>	<b>1</b>	<b>1</b>	<b>719.2</b>	<b>667</b>	<b>350</b>	<b>313</b>	<b>49</b>	<b>37</b>	<b>308</b>	<b>669</b>	<b>47</b>	<b>1</b>	<b>.250</b>

\*Led league +Tied for league lead @Rehab assignment

## ALL-STAR RECORD

YR	CLUB	W-L	ERA	G	GS	CG	SHO	SV	IP	H	R	ER	HR	HB	BB	SO	WP	BK	AVG
2014	NL vs. AL (at MIN)																		Did not play

## CAREER BATTING RECORD

YR	CLUB	AVG	G	AB	R	H	2B	3B	HR	RBI	SH	SF	HP	BB	SO	SB	CS	OBP	SLG
<b>Major League Totals</b>		<b>.201</b>	<b>147</b>	<b>149</b>	<b>12</b>	<b>30</b>	<b>2</b>	<b>1</b>	<b>1</b>	<b>9</b>	<b>13</b>	<b>2</b>	<b>2</b>	<b>5</b>	<b>62</b>	<b>0</b>	<b>0</b>	<b>.234</b>	<b>.248</b>

## CAREER FIELDING

POSITION	PCT.	G	PO	A	E	TC	DP
Pitcher	.942	165	57	122	11	190	9

## SINGLE-GAME HIGHS

INNINGS PITCHED.....9.0 IP, twice, last: June 20, 2015 at Arizona  
 LOW-HIT COMPLETE GAME.....3, July 2, 2014 vs. Cincinnati  
 STRIKEOUTS.....11, twice, last September 22, 2015 vs. San Francisco  
 MOST HITS ALLOWED.....12, May 25, 2012 vs. New York (AL)  
 MOST RUNS ALLOWED.....9, twice, last: July 18, 2017 at Baltimore  
 MOST WALKS ALLOWED.....7, June 16, 2014 at Seattle  
 MOST HOME RUNS ALLOWED.....3, twice, last: September 10, 2015 vs. Colorado  
 CAREER WINNING STREAK.....Three games, July 19-29, 2014  
 CAREER 10-STRIKEOUT GAMES (3).....last: September 22, 2015 vs. San Francisco (11)  
 CAREER HOME RUNS HIT (1).....July 2, 2015 at St. Louis (Tim Cooney)

## CAREER TRANSACTIONS

2008.....Signed as a second-round selection by the Oakland Athletics in the First-Year Player Draft.  
 2012.....Acquired by the San Diego Padres from Oakland with INF A.J. Kirby-Jones in exchange for LHP Andrew Werner and INF Andy Parrino, November 16.  
 .....Signed by the San Diego Padres as a Major League free agent, December 20.  
 2017.....Signed by the Texas Rangers as a Major League free agent, January 19.  
 .....Signed by the San Diego Padres as a minor league free agent, December 29



@cory\_spang15

# 15



## CORY SPANGENBERG

INFIELDER

BATS/THROWS: L/R

HEIGHT/WEIGHT: 6-0/190

OPENING DAY AGE: 27

SERVICE TIME: 3.016

BORN: March 16, 1991 in Clarks Summit, PA

RESIDENCE: Clarks Summit, PA

ACQUIRED: Signed as a first-round (10th overall) selection in the 2011 First-Year Player Draft

### CAREER

**2017: Set career highs in a multitude of categories, including games played (129), runs scored (57), hits (117), doubles (18), home runs (13), RBI (46), stolen bases (11), walks (34) and total bases (178).**

- Began the season with El Paso (AAA) and was recalled by the SD on 4/25...at the time of his call-up, his .348 (23-for-66) average led the Padres minor league system.
- Hit safely in 12 of his first 14 games with SD from 4/25-5/9, going 14-for-47 (.298) at the plate.
- Tied his career high of three hits on 5/15 vs. MIL and tied his mark twice more on 6/10 vs. KC and 8/14 vs. PHI.
- Also on 5/15 vs. MIL, recorded his second career multi-steal game (3x, last: 6/25/15)...stole second and third base in the bottom of the ninth inning.
- His four-game multi-hit streak from 6/9-12 set a career high...finished the season with three four-game multi-hit streaks.
- Hit his eighth home run of the season off Madison Bumgarner on 6/21 at SF...it was his third home run in five games and his third career homer off a lefty (the others coming off Jorge De La Rosa on 4/9/16 at COL, and vs. TEX's Alex Claudio on 5/8/17)...before Spangenberg's blast, the last left-handed batter to go deep off Bumgarner was ATL's Freddie Freeman on 8/28/16.
- Had a career-high four-game extra-base hit streak from 8/12-15...set his career high hitting streak at eight games on 4/30-5/9 and repeated the feat twice more (7/16-23 and 8/9-16)...also had a career-high 14-game on-base streak from 7/16-7/29.
- Led the team in bunt hits (five) and tied with Manuel Margot for the club lead in infield hits (21).
- Joined Giancarlo Stanton, Bryce Harper and Nolan Arenado as the only NL players to have 10-or-more hits, runs and RBI from 7/16-28.
- Recorded his second multi-home run game of the season (also, 6/11 vs. KC) and the third of his career on 8/13 at LAD...his third-base counterpart, Justin Turner, also homered twice in the game, marking the fourth game in 2017 which both starting third basemen produced multi-homer games...entering 2017, that had happened just four times in the modern era (since 1900), per ELIAS.
- Homered in a career-high three consecutive games from 8/13-15...in those three games, he went 7-for-11 (.636) with a double, four home runs, eight RBI and seven runs scored.
- Hit .301 (66-for-219) at Petco Park with 12 doubles, one triple, six home runs, 23 RBI and eight stolen bases...hit .227 (51-for-225) on the road.
- Went 3-for-7 with the bases loaded, producing eight RBI.

### QUICK HITS

- **First MLB Hit:** September 1, 2014 vs. ARI, single off Eury De La Rosa
- **First MLB Home Run:** September 2, 2014 vs. ARI, two-run, pinch-hit walk-off off Brad Ziegler

**2016: Had his season cut short after landing on the 15-day DL on 4/20 with a strained left quad, missing the remainder of the season.**

- Started for SD on Opening Day on 4/4 at Petco Park vs. LAD, playing second base.
- Against left-handers in his limited play, he hit .333 (5-for-15) with a home run.
- Transferred to the 60-day DL on 8/13.

**2015: In his first full MLB season, he played in 108 games while missing time with a stint on the DL.**

- Made his first career Opening Day roster and made 82 total starts, including 67 at second base, 14 at third base and one as the designated hitter.
- Of his 82 starts, 46 came over the club's first 77 games from 4/6-6/27 before he landed on the 15-day DL on 6/30, (retro 6/28) with a left knee contusion.
- Before landing on the DL, had been hitting .290 (27-for-93) over his previous 30 games from 5/24-6/27.
- Played in nine rehab games between San Antonio (AA) and El Paso (AAA) before being reinstated from the DL on 8/14, missing a total of 38 games.
- After being reinstated from the DL, he started 36 of the club's final 47 games of the season from 8/14-10/3.
- Over 67 games in the first half of the season, he hit .254 (45-for-177) before hitting .294 (37-for-126) over 41 games in the second half.
- Against left-handed pitching on the year he hit .273 (15-for-55) while hitting .270 (67-for-248) vs. right-handed pitching.



**2014: Split the season between San Antonio (AA) and the Padres, making his MLB debut.**

- Had his contract selected from San Antonio (AA) on 9/ and made his Major League debut that day at third base, batting eighth, and going 1-for-4 with two RBI.
- With his two-run single in his MLB debut, became the third player in Padres franchise history to record multiple RBI in his first career game, joining Kevin Higgins on 5/29/93 and Jim Wilhelm on 9/4/78, both of whom had two RBI in their big league debuts.
- Hit a pinch-hit, walk-off home run in his second career game on 9/2 vs. ARI, becoming the first player in Padres franchise history to hit a walk-off home run within his first two career games...only three active ML players had hit walk-off home runs within their first two career games: FLA's Miguel Cabrera in his first career game on 6/20/03 vs. TB and CIN's Drew Stubbs on 8/20/09 vs. SF in his second career game.
- Became the third rookie since Petco Park opened in 2004 to hit a walk-off home run, joining Josh Barfield on 9/4/06 vs. COL and Paul McNulty on 9/6/06 vs. COL.
- Upon the completion of the 2014 season, each of the last two MLB players to hit a pinch-hit, walk-off home run for their first career home runs have been members of the Padres: Paul McNulty on 9/6/06 and Cory Spangenberg on 9/2.
- Hit a second pinch-hit home run on 9/6 at COL, his second career homer, becoming the first Padres player in team history to have his first two career home runs come as a pinch-hitter and the first to have his first two career pinch hits be home runs (ELIAS & STATS Inc.).
- Hit .290/.313/.452 (18-for-62) with two doubles, a triple, two home runs and nine RBI in 20 games for the Padres over the final month of the season...among NL rookies with at least 50 plate appearances, his batting average ranked ninth, his OBP ranked tied for ninth and his SLG ranked sixth during the month of September.
- Hit .331 (93-for-281) with 17 doubles, eight triples (led the Texas League), two home runs and 22 RBI in 66 games for San Antonio (AA) in 2014... missed 77 games from 4/16-7/2 after suffering a concussion sliding into second base.

**2013: Opened the year at Lake Elsinore (A) before a promotion to San Antonio (AA) where he helped the Missions to the Texas League title.**

- Prior to promotion to San Antonio, was named to the California League Mid-Season All-Star team.
- Hit .403 (27-for-67) with runners in scoring position at Lake Elsinore.
- Played for Peoria in the Arizona Fall League, batting .308 (20-for-65) with four doubles, a triple, two home runs, seven RBI, 12 runs scored and seven stolen bases in eight attempts.

**2012: Spent the entire campaign with Lake Elsinore (A), hitting .271 and stealing 27 bases.**

- Named the No. 1 second base prospect by MLB.com prior to the season.
- Also named the No. 5 prospect in the Padres organization by *Baseball America* entering 2012...also rated as having the best strike-zone discipline in the Padres organization.

**2011: Began his professional career batting .384 in 25 games with Eugene (A) before hitting .286 in 47 games with Fort Wayne (A).**

- Named a Short-Season All-Star by both *Topps* and *Baseball America* following the season.

**PERSONAL**

Cory Joseph Spangenberg...is the son of Ken and Lynne...has two brothers, Ken and Zach, who both played college baseball, and one sister, Heather, who ran track and field in college...married Julie in January of 2018...graduated from Abington Heights High School in Clarks Summit, Pa., where he led the baseball team to the PIAA title in 2009...began his college career at VMI where he earned freshman All-American honors before transferring to Indian River State College in Fort Pierce, Fla...he committed to play at the University of Miami before deciding to sign with the Padres in 2011...has an english bull terrier named Jethro and a jack russell terrier named Jacoby...his all-time favorite baseball player is Ken Griffey Jr...favorite TV show is *The Office*...originally signed by Padres' scout Willie Bosque.



# PLAYERS

## CORY SPANGENBERG'S CAREER BATTING RECORD

YR	CLUB	AVG	G	AB	R	H	2B	3B	HR	RBI	SH	SF	HP	BB	SO	SB	CS	OBP	SLG	E
2011	Eugene (A)	.384	25	86	20	33	10	0	1	20	0	2	2	31	15	10	4	.545	.535	4
	Fort Wayne (A)	.286	47	189	35	54	7	1	2	24	3	0	3	14	42	15	4	.345	.365	9
2012	Lake Elsinore (A)	.271	98	384	53	104	12	8	1	40	6	4	6	26	72	27	9	.324	.352	10
2013	Lake Elsinore (A)	.296	54	226	33	67	13	6	4	31	3	0	1	23	51	17	3	.364	.460	7
	San Antonio (AA)	.289	76	287	35	83	10	3	2	20	11	2	2	17	61	19	11	.331	.366	4
2014	San Antonio (AA)	.331	66	281	38	93	17	8*	2	22	8	0	0	15	63	14	9	.365	.470	10
	AZL Padres (R)@	.167	2	6	3	1	0	1	0	2	0	0	0	2	0	0	0	.375	.500	0
	Eugene (A)@	.200	6	25	3	5	0	1	0	2	0	0	0	0	6	2	0	.200	.280	1
	<b>SAN DIEGO</b>	<b>.290</b>	<b>20</b>	<b>62</b>	<b>7</b>	<b>18</b>	<b>2</b>	<b>1</b>	<b>2</b>	<b>9</b>	<b>1</b>	<b>0</b>	<b>0</b>	<b>2</b>	<b>14</b>	<b>4</b>	<b>2</b>	<b>.313</b>	<b>.452</b>	<b>5</b>
2015	<b>SAN DIEGO</b>	<b>.271</b>	<b>108</b>	<b>303</b>	<b>38</b>	<b>82</b>	<b>17</b>	<b>5</b>	<b>4</b>	<b>21</b>	<b>8</b>	<b>3</b>	<b>2</b>	<b>28</b>	<b>75</b>	<b>9</b>	<b>4</b>	<b>.333</b>	<b>.399</b>	<b>4</b>
	El Paso (AAA)@	.250	3	12	3	3	0	0	1	3	0	0	0	3	3	3	0	.400	.500	0
	San Antonio (AA)@	.192	6	26	3	5	0	1	0	1	0	0	0	1	2	1	0	.222	.269	0
2016	<b>SAN DIEGO</b>	<b>.229</b>	<b>14</b>	<b>48</b>	<b>6</b>	<b>11</b>	<b>1</b>	<b>1</b>	<b>1</b>	<b>8</b>	<b>0</b>	<b>0</b>	<b>1</b>	<b>4</b>	<b>13</b>	<b>1</b>	<b>0</b>	<b>.302</b>	<b>.354</b>	<b>5</b>
2017	<b>SAN DIEGO</b>	<b>.264</b>	<b>129</b>	<b>444</b>	<b>57</b>	<b>117</b>	<b>18</b>	<b>2</b>	<b>13</b>	<b>46</b>	<b>2</b>	<b>1</b>	<b>5</b>	<b>34</b>	<b>128</b>	<b>11</b>	<b>3</b>	<b>.322</b>	<b>.401</b>	<b>13</b>
	El Paso (AAA)@	.348	17	66	8	23	3	1	1	7	0	0	2	4	8	3	2	.403	.470	3
<b>Major League Totals</b>		<b>.266</b>	<b>271</b>	<b>857</b>	<b>108</b>	<b>228</b>	<b>38</b>	<b>9</b>	<b>20</b>	<b>84</b>	<b>11</b>	<b>4</b>	<b>8</b>	<b>68</b>	<b>230</b>	<b>25</b>	<b>9</b>	<b>.324</b>	<b>.401</b>	<b>27</b>
<b>Minor League Totals</b>		<b>.297</b>	<b>400</b>	<b>1588</b>	<b>234</b>	<b>471</b>	<b>72</b>	<b>30</b>	<b>14</b>	<b>172</b>	<b>31</b>	<b>8</b>	<b>16</b>	<b>136</b>	<b>323</b>	<b>111</b>	<b>42</b>	<b>.356</b>	<b>.406</b>	<b>48</b>

\*Led league +Tied for league lead @Rehab assignment

## CAREER FIELDING

POSITION	PCT.	G	PO	A	E	TC	DP
Second Base	.972	93	124	226	10	360	54
Third Base	.943	124	53	212	16	281	20
Outfield	.973	40	35	1	1	37	1
Left Field	.973	37	35	1	1	37	1
Right Field	---	2	0	0	0	0	0
Center Field	---	1	0	0	0	0	0
<b>Career Totals</b>	<b>.960</b>	<b>257</b>	<b>212</b>	<b>439</b>	<b>27</b>	<b>678</b>	<b>75</b>

## SINGLE-GAME HIGHS

HITTING STREAK.....8 games, three times, last: August 9 - 16, 2017  
 HITS .....3, nine times, last: August 14, 2017 vs. Philadelphia  
 DOUBLES .....2, three times, last: July 28, 2017 vs. Pittsburgh  
 HOME RUNS .....2, three times, last: August 13 at Los Angeles (NL)  
 RBI.....4, twice, last: August 15, 2017 vs. Philadelphia  
 RUNS SCORED .....3, August 14, 2018 vs. Philadelphia  
 WALKS .....4, May 8, 2015 at Arizona  
 STOLEN BASES .....2, three times, last: May 15, 2017 vs. Milwaukee  
 STRIKEOUTS.....4, twice, last: June 14, 2017 vs. Cincinnati  
 CAREER WALK-OFF HITS.....1, September 2, 2014 vs. Arizona (home run off Brad Ziegler)

## HOME RUNS

CAREER MULTI-HOME RUN GAMES (2) .....last: June 11, 2017 vs. Kansas City (both off Jake Junis)  
 CAREER GRAND SLAMS .....None  
 CAREER PINCH-HIT (2) .....September 2, 2014 vs. Arizona (Brad Ziegler)  
 September 6, 2014 at Colorado (Tommy Kahnle)  
 CAREER WALK-OFFS (1) .....September 2, 2014 vs. Arizona (Brad Ziegler)  
 CAREER LEAD-OFF.....None

## CAREER TRANSACTIONS

2011.....Signed by the San Diego Padres as a first-round (10th overall) selection in the First-Year Player Draft.

@cstammen35

**CRAIG STAMMEN**

RIGHT-HANDED PITCHER

**34****BATS/THROWS:** R/R**OPENING DAY AGE:** 33**BORN:** March 9, 1984 in North Star, OH**RESIDENCE:** North Star, OH**ACQUIRED:** Signed as a Major League free agent: January 6, 2018**CONTRACT STATUS:** Signed through 2019**HEIGHT/WEIGHT:** 6-3/230**SERVICE TIME:** 5.160**CAREER**

**2017: Appeared in a career-high 60 games for SD, surpassing his previous high of 59 in 2012 while with WSH.**

- His 80.1 IP ranked third among NL relievers and fifth among all MLB relievers...they were the most since he worked 81.2 innings in 2013 while with WSH
- Fanned seven batters on 5/19 vs. ARI, which were the most he has ever struck out in his career as a reliever.
- On 5/19 vs. ARI and 5/23 at NYM, he tossed a season-high 3.1 IP, which were the most since he threw his 3.1 IP on 7/11/14 at PHI, while with WSH.
- Had a 15.0-scoreless inning streak (in a span of 13 games) from 8/17-9/18...allowed only seven hits and two walks with 16 strikeouts in that time.
- Faced 26 batters and inherited 24 runners with the bases loaded, which were both the most of any reliever in baseball...he allowed only two runs to score against him when pitching with the bases loaded, and his 8.3 inherited runners scored percentage was the best mark in baseball (among those who inherited at least 13 runners)...opponents posted a .077 average against him in such situations.
- After the All-Star break, he posted a 1.10 ERA (4 ER, 32.2 IP) in 31 appearances...the mark led all NL relievers in the second half of the season (min. 30.0 IP), and Stammen's mark was second to only David Robertson's 0.97 ERA (split between CWS and NYY).
- Stammen posted a 2.08 ERA against AL opponents and a 3.27 ERA against NL foes.
- Allowed just five earned runs in his last 33 games and 34.2 IP from 7/5-9/30, posting a 1.30 ERA while limiting opponents to a .210 (25-for-119) average.
- In the last two months of the season (August and September), posted a 1.44 ERA (4 ER, 25.0 IP)...allowed one home run in those 24 appearances and fanned 21 batters.
- When pitching in the eighth inning or later (including extra innings), he posted a 0.53 ERA (1 ER, 17.0 IP).

**2016: Split the season between Columbus (AAA), Arkansas (AA) and the AZL Indians (R), pitching to a combined 1-4 record with a 3.62 ERA (11 ER, 27.1 IP) and 28 SO against five BB in 23 games (two starts).**

- Signed by the CLE as a minor league free agent on 2/8
- Began the season with Columbus (AAA) before being placed on the seven-day DL, pitching in three games (two starts) for the AZL Indians on a rehab assignment.

**2015: Appeared in five games for WSH, giving up no runs in five innings of relief.**

- Placed on the 15-day DL on 4/15 with a torn right flexor tendon before being transferred to the 60-day on 6/6 and missing the remainder of the season.

**2014: Went 4-5 with a 3.84 ERA (31 ER, 72.2 IP) in 49 games out of the bullpen for WSH.**

- Posted the best strikeout-to-walk-ratio (4.00) and walk rate (1.73 per 9.0 IP) of his career.
- Led the WSH bullpen with 72.2 IP...worked a season-high 4.0 IP of scoreless, one-hit relief on 5/17 vs. NYM.
- When pitching 3.0 IP or more of relief, went 1-1 with a 1.37 ERA (3 ER, 19.2 IP), 15 SO and a 0.81 WHIP.
- From 2012-2014, led all Nationals relievers in IP (242.2).

**2013: Over 55 games with WSH he went 7-6 with a 2.76 ERA (25 ER, 81.2 IP).**

- Ranked third in the NL with team-leading 81.2 relief IP...had the top ERA among relievers to pitch at 80.0+ IP of relief.
- Had career bests in SO/BB ratio (2.93/1), home run rate (0.44/9.0), relief wins (seven) and ground-ball percentage (71.1%)...133 ground balls induced were fifth-most in MLB.

**QUICK HITS**

- After the All-Star break in 2017, he posted a 1.10 ERA (4 ER, 32.2 IP), the lowest ERA among all NL relievers and second in MLB.
- First MLB Win: June 18, 2009 at NYY
- First MLB Save: September 29, 2012 at STL



**2012: Spent the entire season with WSH after making the club out of spring training in a long relief role.**

- Thrived in a long relief role in his first full MLB season, going 6-1 with a 2.34 ERA (23 ER, 88.1 IP) with 87 SO against 36 BB in 59 games.
- Led the WSH bullpen with six wins...10 holds were a career high...ranked among NL relievers IP (2nd, 88.1 IP), wins (T-5th, 6) and strikeouts (8th, 87).
- Had an ERA of 1.89 when working 2.0 innings-or-more...successfully stranded 22 of 27 inherited baserunners (81%)...recorded a 1.29 ERA in the months of September and October
- Earned his first career save on 9/29 after pitching a scoreless 10th inning at St. Louis.

**2011: Split the season between Syracuse (AAA) and WSH.**

- Started the season in Syracuse and had a 10-7 record with a 4.75 ERA (75 ER, 142.0 IP) with 127 SO against 40 BB in 25 games (24 starts)...tossed a seven-inning complete game on 4/23 to earn the win at Scranton.
- Had two stints with WSH, 6/4-14 and again on 9/2 through the end of the season...had a 1-1 record with a 0.87 ERA (1 ER, 10.1 IP) with 12 SO against four BB in seven relief appearances.
- Limited opposing big league batters to a .088 (3-for-34) batting average.

**2010: Split the season between Syracuse (AAA) and WSH, compiling a 4-4 record with a 5.13 ERA (73 ER, 128.0 IP) in 19 games (all starts) in his sophomore season in the big leagues.**

- Began the season in the WSH starting rotation for the first time in his career
- After being optioned to Syracuse on 6/7, pitched to a 2-0 record with a 2.25 ERA (5 ER, 20.0 IP) in three starts, including a complete game shutout on 6/18 vs. Gwinnett
- Returned to the Nationals starting rotation on 6/29 and pitched 7.1 IP the next night against the Braves to earn the win and stop a five-game losing streak.
- Assigned to the bullpen on 8/8 and went posted a 5.48 ERA in 16 relief appearances to finish out the season.

**2009: Split the season Syracuse and WSH, pitching to a 4-7 record with a 5.11 ERA (60 ER, 105.2 IP) in 19 games (all starts) during his MLB debut campaign.**

- Had a 4-2 record with a 1.80 ERA (8 ER, 40.0 IP) over seven starts at Syracuse (AAA) before being called up to the big leagues on 5/20.
- His MLB debut and first career start came on 5/21 vs. PIT...tossed 6.1 scoreless innings while retiring 19 of first 20 batters faced, but received the no-decision.
- Earned his first MLB win on 6/18, tossing 6.1 innings scoreless innings in a 3-0 WSH win at NYY
- Walked one or none in 13 of his 19 starts.
- Did not pitch after 8/29 and had surgery performed on 9/6 to remove bone spurs.

**2008: Split the season between Columbus (AAA), Harrisburg (AA) and Potomac (A), pitching to a combined 8-7 record with a 3.52 ERA (59 ER, 150.2 IP) over 30 games (23 starts).**

- Was named to the Carolina League Mid-Season All-Star team, but did not participate in the game due to being promoted to Harrisburg on 6/18.
- Went 3-1 with a 1.64 ERA in six starts with Harrisburg, earned Eastern League Pitcher of the Week honors on 7/13 after going 2-0 with a 0.64 ERA over two starts.
- Set a single-game career high for strikeouts with 10 on 5/26 vs. Lynchburg while earning the win for Potomac, tossing 8.0 IP of two-run ball.

**2007: Spent most of the season with Potomac (A), while also making one spot start for Columbus (AAA).**

- Went 8-6 with a 4.18 ERA (58 ER, 125.0 IP) and 96 SO against 54 BB in 28 games (22 starts) for Potomac (A).
- Allowed only nine home runs, or one home run every 14.0 IP...also made six relief appearances with Potomac and posted a .227 opponents batting average with a 3.00 ERA out of the bullpen.
- Made one start for Columbus (AAA) on 9/2 at Toledo.

**2006: Split the season between Savannah (A) and Potomac (A), pitching to a combined 6-11 record with a 4.04 ERA (64 ER, 142.2 IP) in 28 games (27 starts).**

- Spent the majority of the season with Savannah, where he posted a 3.58 ERA in 21 starts...went 3-0 with a 2.10 ERA in five June starts

**2005: Began his professional career with WSH after being selected in the 12th-round of the First-Year Player Draft out of the University of Dayton.**

- Began his pro career with Vermont (A) of the Rookie-Level New York-Penn League, posting a record of 4-5 with a 4.06 ERA in 13 appearances (seven starts).
- Tossed 2.1 scoreless innings out of the bullpen in his professional debut on 6/22 at Lowell.

## PERSONAL

Craig Nicholas Stammen...is the son of Jeff and Connie...married to Audrey, who hit a hole-in-one in January 2017... Craig captured the hole-in-one on video and it went viral, including being featured on *The Today Show*...his grandfather served in the US Army...was a three-sport athlete at Versailles High School (OH)...pitched at the University of Dayton where he is the all-time strikeout leader...earned his degree in entrepreneurship and business management...was an Atlantic 10 Academic All-Conference selection...his all-time favorite baseball player is Eric Davis...enjoys listening to Zac Brown Band...has been known to frequent Chipotle...his favorite TV show is Survivor and his favorite movies are *Iron Man* and *Tin Cup*...is a fan of John Wooden's messages...roots for the Cincinnati Bengals and the University of Notre Dame...originally signed by Nationals' scout Ben Jones.

## CRAIG STAMMEN'S CAREER PITCHING RECORD

YR	CLUB	W-L	ERA	G	GS	CG	SHO	SV	IP	H	R	ER	HR	HB	BB	SO	WP	BK	AVG
2005	Vermont (A)	4-5	4.06	13	7	0	0	0	51.0	62	36	23	2	2	12	32	3	1	.297
2006	Savannah (A)	6-9	3.58	21	21	0	0	0	113.0	110	55	45	10	2	29	93	8	0	.251
	Potomac (A)	0-2	5.76	7	6	0	0	0	29.2	34	20	19	5	1	7	16	4	0	.288
2007	Potomac (A)	8-6	4.18	28	22	0	0	0	125.0	156	79	58	9	4	54	96	16	0	.311
	Columbus (AAA)	0-1	12.27	1	1	0	0	0	3.2	4	5	5	1	0	3	2	0	0	.267
2008	Potomac (A)	4-2	2.21	15	9	0	0	1	69.1	59	24	17	6	1	17	62	2	0	.227
	Harrisburg (AA)	3-1	1.64	6	6	0	0	0	38.1	22	8	7	1	0	11	31	0	0	.171
	Columbus (AAA)	1-4	7.33	9	8	0	0	0	43.0	62	35	35	3	2	16	35	4	0	.354
2009	Syracuse (AAA)	4-2	1.80	7	7	0	0	0	40.0	33	10	8	4	0	8	14	0	0	.223
	WASHINGTON	4-7	5.11	19	19	1	0	0	105.2	112	67	60	14	3	24	48	7	0	.271
2010	Syracuse (AAA)	2-0	2.25	3	3	1	1	0	20.0	18	5	5	2	1	3	10	0	0	.237
	WASHINGTON	4-4	5.13	35	19	0	0	0	128.0	161	78	73	13	1	41	85	3	0	.297
2011	Syracuse (AAA)	10-7	4.75	25	24	1	1	0	142.0	163	80	75	18	1	40	127	6	0	.287
	WASHINGTON	1-1	0.87	7	0	0	0	0	10.1	3	1	1	0	0	4	12	1	0	.088
2012	WASHINGTON	6-1	2.34	59	0	0	0	1	88.1	70	27	23	7	2	36	87	3	0	.215
2013	WASHINGTON	7-6	2.76	55	0	0	0	0	81.2	78	30	25	4	2	27	79	2	1	.262
2014	WASHINGTON	4-5	3.84	49	0	0	0	0	72.2	78	34	31	5	3	14	56	1	1	.276
2015	WASHINGTON	0-0	0.00	5	0	0	0	0	4.0	2	0	0	0	0	3	3	0	0	.154
2016	AZL Indians (R)	1-0	6.00	3	2	0	0	0	3.0	4	2	2	0	0	0	8	1	0	.308
	Akron (AA)	0-1	0.79	10	0	0	0	0	11.1	9	2	1	1	0	3	9	0	0	.214
	Columbus (AAA)	0-3	5.54	10	0	0	0	0	13.0	16	8	8	2	0	2	11	0	0	.302
2017	SAN DIEGO	2-3	3.14	60	0	0	0	0	80.1	68	29	28	12	2	28	74	2	0	.229
	Major League Totals	28-27	3.80	289	38	1	0	1	571	562	266	241	55	13	177	444	19	2	.259
	Minor League Totals	43-43	3.95	158	116	2	2	1	702.1	752	369	308	64	14	205	546	44	1	.274

\*Led league +Tied for league lead @Rehab assignment

## 2017 AND CAREER BATTING RECORD

YR	CLUB	AVG	G	AB	R	H	2B	3B	HR	RBI	SH	SF	HP	BB	SO	SB	CS	OBP	SLG
2017	SAN DIEGO	.500	60	6	2	3	1	0	0	0	0	0	0	2	2	0	0	.625	.667
	Major League Totals	.221	286	95	6	21	8	0	0	10	10	1	0	6	37	0	0	.265	.305

## CAREER FIELDING

POSITION	PCT.	G	PO	A	E	TC	DP
Pitcher	.932	289	25	71	7	103	7

## SINGLE-GAME HIGHS

INNINGS PITCHED.....9.0, July 11, 2009 at Houston  
 LOW-HIT COMPLETE GAME.....9, July 11, 2009 at Houston  
 STRIKEOUTS.....8, May 7, 2010 vs. Florida  
 MOST HITS ALLOWED.....9, five times, last: June 10, 2010 at Houston  
 MOST RUNS ALLOWED.....7, twice, last: July 4, 2010 at New York (NL)  
 MOST WALKS ALLOWED.....4, three times, last: August 4, 2010 at Arizona  
 MOST HOME RUNS ALLOWED.....2, eight times, last: May 19, 2017 vs. Arizona  
 CAREER WINNING STREAK.....2 games, four times, last: August 18-24, 2014

## CAREER TRANSACTIONS

2005.....Signed by the Washington Nationals as a 12th round selection in the First-Year Player Draft  
 2016.....Signed by the Cleveland Indians as a minor league free agent, February 8.  
 .....Signed by the San Diego Padres as a minor league free agent, December 24.  
 2018.....Signed by the San Diego Padres as a Major League free agent, January 6.





# ROBERT STOCK

RIGHT-HANDED PITCHER

@RobertStock6

66

BATS/THROWS: L/R

OPENING DAY AGE: 28

BORN: November 21, 1989 in Bellevue, WA

RESIDENCE: Thousand Oaks, CA

ACQUIRED: Signed by the Padres as a minor league free agent: November 27, 2017

HEIGHT/WEIGHT: 6-1/214

SERVICE TIME: 0.000

## NON-ROSTER INVITEE

### CAREER

**2017: Split the year between Daytona (A) and Pensacola (AA), pitching to a combined 9-5 record with a 2.82 ERA (22 ER, 70.1 IP) over 41 games with 61 SO.**

- His nine wins, 2.82 ERA and 41 games were all career highs.
- Went 5-0 in 11 games at home with a 3.54 ERA (8 ER, 20.1 IP) with 19 SO.
- Was a member of Pensacola's first championship in franchise history...made one postseason appearance, pitching 1.0 inning allowing two earned runs on one hit and one walk while striking out two.
- Went 3-for-8 (.375) over 18 games at the plate with a double and two RBI.
- Following the season, served as the closer for Charos de Jalisco of the Mexican Winter League and converted nine of his 10 save opportunities, pitching to a 4.15 ERA (8 ER, 17.1 IP).

### QUICK HIT

- Began his professional career as a catcher and made the switch to pitcher in 2012 with Single-A Quad Cities of the St. Louis Cardinals.

**2016: Spent the season with the New Jersey Jackals of the Canadian-American Association, posting a 1-2 record with a 3.64 ERA (19 ER, 47.0 IP) in 52 games with 73 SO against 40 BB.**

**2015: Split the season between Bradenton (A), GCL Pirates (R), and Altoona (AA), tossing a combined 16.1 innings over 12 games.**

- Missed some time while on the seven-day DL from 7/17-23.

**2014: Split the campaign between Palm Beach (A) and Peoria (A), posting a 2-3 record with a 4.12 ERA (29 ER, 63.1 IP) over 35 games with 43 SO against 21 BB.**

- While with Palm Beach, owned a 1.54 ERA (2 ER, 11.2 IP) in five games at home while limiting opponents to a .214 batting average...he posted a 3.09 ERA (4 ER, 11.2) over six games on the road while holding opponents to a .158 clip.

**2013: Split the season between Peoria (A) and Palm Beach (A) where he appeared in a combined 32 games while pitching to a 2-1 record and a 3.52 ERA (15 ER, 38.1 IP).**

**2012: Spent the entire season with Quad Cities (A) after converting from a catcher to a pitcher, where he recorded posted a 5-2 record with career highs in IP (71.0) and strikeouts (66).**

- Made his first start on 5/27 at Cedar Rapids, tossing 3.2 IP while allowing four earned runs on four hits and two walks.
- On 6/10, made his second start at Burlington where he worked 3.0 IP and allowed two earned runs on six hits and three walks while striking two.
- Missed time while on the seven-day DL from 8/15-24.

**2011: Split the season between Palm Beach (A) and Quad Cities (A) as a catcher, starting in each of the 58 games he played in.**

- Recorded a 1.000 fielding percentage over 42 games with Palm Beach.
- Threw out 11 of 15 baserunners (73%) while with Quad Cities.
- Started the season on the seven-day DL from 4/4-5/10.

**2010: Spent the entire season with Quad Cities as a catcher, playing in career high 714.1 innings and 82 games... started in 80 of the 82 games he played in.**

- Contributed to Quad Cities postseason run, starting in three games and recording a 1.000 fielding percentage... contributed at the plate going 3-for-10 (.300) with a HR and three RBI.
- Missed time on the seven-day disabled list from 7/4-13.

**2009: Split the season between Quad Cities and Johnson City as a catcher, starting in each of the 35 games he appeared in.**

- Named Topps Short-Season/Rookie All-Star for Johnson City and a Post-Season All-Star.
- *Baseball America* ranked him as the No. 10 prospect in the STL organization following the season.
- Tabbed as the No. 8 prospect in the Appalachian League by *Baseball America* following the season.
- At the plate, posted a combined .294 batting average (50-for-170) with seven home runs and 24 RBI.

## PERSONAL

Robert Anthony Stock...attended the University of Southern California and played both pitcher and catcher, earning Pac-10 Conference honorable mention recognition in 2009...graduated from Agoura High School (CA) where he was named *Baseball America* Youth Player of the Year (2005)...was the starting pitcher for the West squad in the 2006 Aflac All-American Classic in San Diego...was a member of the 2004 and 2005 U.S. Youth National Team...rated as the top player in the nation by *Baseball America* in his age group in three consecutive years (age 13, 14 and 15).

## ROBERT STOCK'S CAREER PITCHING RECORD

YR	CLUB	W-L	ERA	G	GS	CG	SHO	SV	IP	H	R	ER	HR	HB	BB	SO	WP	BK	AVG
2012	Quad Cities (A)	5-2	4.56	38	2	0	0	0	71.0	61	46	36	9	11	48	66	14	1	.233
2013	Peoria (A)	0-1	2.30	14	0	0	0	4	15.2	11	4	4	0	3	10	15	4	0	.208
	Palm Beach (A)	2-0	4.37	18	0	0	0	0	22.2	20	14	11	2	4	16	27	0	0	.238
2014	Palm Beach (A)	0-0	2.31	11	0	0	0	1	23.1	15	8	6	0	1	25	13	3	1	.188
	Peoria (A)	2-3	5.18	24	0	0	0	0	40.0	42	23	23	1	3	21	30	5	1	.278
2015	Bradenton (A)	0-0	7.00	7	0	0	0	1	9.0	12	7	7	0	1	8	4	1	0	.343
	GCL Pirates (R)	0-0	0.00	2	0	0	0	0	3.0	2	0	0	0	0	1	2	1	0	.182
	Altoona (AA)	0-0	14.54	3	0	0	0	0	4.1	2	9	7	0	0	10	4	1	0	.133
2017	Daytona (A)	1-3	2.52	16	0	0	0	2	25.0	18	7	7	1	1	8	25	1	1	.212
	Pensacola (AA)	8-2	2.98	25	0	0	0	0	45.1	39	16	15	0	1	21	36	3	0	.235
<b>Minor League Totals</b>		<b>18-11</b>	<b>4.03</b>	<b>158</b>	<b>2</b>	<b>0</b>	<b>0</b>	<b>8</b>	<b>259.1</b>	<b>222</b>	<b>134</b>	<b>116</b>	<b>13</b>	<b>28</b>	<b>168</b>	<b>222</b>	<b>48</b>	<b>5</b>	<b>.238</b>

\*Led league +Tied for league lead @Rehab assignment

## CAREER TRANSACTIONS

2009.....Signed by the St. Louis Cardinals as a second-round selection in the First-Year Player Draft  
 2015.....Signed by the Houston Astros as a minor league free agent, March 9.  
 .....Signed by the Pittsburgh Pirates as a minor league free agent, May 4.  
 2017.....Signed by the Cincinnati Reds as a minor league free agent, February 19.  
 .....Signed by the San Diego Padres as a minor league free agent, November 27.



@mattstrahm



## MATT STRAHM

# 55

LEFT-HANDED PITCHER

BATS/THROWS: R/L

HEIGHT/WEIGHT: 6-3/185

OPENING DAY AGE: 26

SERVICE TIME: 1.064

BORN: November 12, 1991, West Fargo, ND

RESIDENCE: Wells Fargo, ND

ACQUIRED: From KC along with LHP Travis Wood and INF Esteury Ruiz in exchange for LHP Ryan Buchter and RHPs Trevor Cahill and Brandon Maurer: July 24, 2017

### CAREER

**2017: Split the season between Omaha (AAA) and KC before undergoing surgery on his torn left patellar tendon and acquired by SD on 7/24.**

- Made his first career Opening Day roster for KC and made three relief appearances before being optioned to Omaha on 4/11, where he allowed just two hits and no runs in 5.0 IP in four relief appearances.
- Recalled by KC on 4/21 and tossed scoreless outings in 13 of his next 16 outings from 4/21-6/5, going 1-0 with a 1.45 ERA (3ER, 18.2 IP).
- Earned the win in his first career start on 6/14 at LAA, working 5.0 IP of three-hit ball allowing one unearned run in KC's 7-2 victory.
- Tagged with the loss in his next two starts, allowing five earned runs on both 6/20 vs. BOS and 6/27 at DET.
- Sustained a torn patellar tendon in his left knee on 7/1 vs. MIN...underwent surgery on 7/7.
- Acquired by SD along with LHP Travis Wood and INF Esteury Ruiz from KC in exchange for LHP Ryan Buchter and RHPs Trevor Cahill and Brandon Maurer on 7/24.

### QUICK HITS

- **MLB Debut:** July 31, 2016 at TEX
- **First MLB Win:** August 17, 2016 at DET
- **Posted the longest scoreless streak by a Royals' hurler in 2016, going 16.1 consecutive frames without a run.**

**2016: Made his MLB debut on 7/31 at TEX and made 21 relief appearances during his rookie campaign for KC, owning a 1.23 ERA (3 ER, 22.0 IP)...made just four appearances for Omaha (AAA).**

- Had the longest scoreless streak by a Royals' hurler in 2016, going 16.1 consecutive frames without a run from 8/2-9/10...it was the longest streak by a Royals rookie since Yordano Ventura (18.0) in 2014.
- During his scoreless streak, which spanned 12 appearances, held opponents to a .120 average (6-for-50) and had 20 SO to 4 BB.
- Held opponents to a .173 average (13-for-75), the seventh-lowest among AL relievers (min. 80 hitters faced)...among KC rookies to have ever faced at least 80 hitters, only Joel Johnston (.120 in 1991) had a lower opponents' average.
- Recorded at least one strikeout in each of his first 10 outings.
- Fanned five in a 2.0-inning appearance vs. CWS on 8/9...it marked the most strikeouts by a KC rookie in an outing of 2.0 IP-or-less and the most by a KC Royals since Luke Hochevar in 2013.
- His 12.27 SO/9.0 IP (30 SO in 22.0 IP) ranked 10th in the AL (min. 20.0 IP) and fourth in Royals history.
- Allowed just one earned run in eight home appearances (0.96 ERA), holding opponents to a .133 average (4-for-30) with no extra-base hits.
- Earned his first ML win on 8/17 at DET, pitching out of a bases-loaded jam in the seventh inning and recording a scoreless eighth in front of a four-run Royals rally...induced a double play off the bat of Miguel Cabrera to get out of the bases loaded threat in the seventh.
- Entered the season rated as the Royals' No. 8 prospect by *Baseball America*.

**2015: Appeared in 14 games for Lexington (A) and 15 games for Wilmington (A), owning a combined 2.59 ERA (27 ER, 94.0 IP).**

- Named an All-Star for the first time in his career, being selected to the 2015 South Atlantic League game...did not participate due to his promotion to Wilmington on 6/13.
- His 10.99 SO/9.0 IP (83 SO in 68.0 IP) in the Carolina League would have ranked third in the league if he had enough innings to qualify, while his 0.99 WHIP would have ranked 11th.
- Fanned nine in three different appearances in 2015, including striking out nine of the 10 hitters he faced on 5/27 vs. Kannapolis in a 3.0-inning relief appearance.

**2014: Went 1-0 with a 2.29 ERA (5 ER, 19.2 IP) for Idaho Falls (R)...appeared in 10 games (one start).**

- Returned from Tommy John surgery to make 10 appearances (one start) for Idaho Falls (R)...recorded 27 SO in 19.2 IP (12.59 SO/9.0 IP).
- Tallied first pro save on 9/3 vs Ogdon with 3.1-scoreless frames.

**2013: Missed the entire season after suffering an elbow injury in the Spring.**

**2012: In his first professional campaign, appeared in 19 games for Idaho Falls (R) and owned a 1-3 record and a 5.64 ERA (19 ER, 30.1 IP).**

- Earned his first professional win on 8/6 vs. Idaho Falls, tossing 4.0-scoreless innings of relief in Idaho Falls' 6-5 win in 14 innings over Ogdon.

## PERSONAL

Matthew Scott Strahm...is the son of Tim and Linda...has an older sister, Britta, and a younger brother, Ben, who currently plays baseball at Northeastern State University...resides in West Fargo, N.D. in the offseason, with his wife, Megan...graduated from West Fargo High School (ND) in 2010...attended Neosho County Community College (KS) and graduated in 2012...posted a 9-3 record with a 1.48 ERA and 129 strikeouts in 99.0 innings in two seasons... helped team reach NJCAA World Series in 2012...bypassed an opportunity to play at Nebraska when he signed with the Royals (by scout Matt Price)...has a dog named Lolly...enjoys fishing and hunting and listening to Tim McGraw... favorite movie is *The Sandlot* and TV show is *How I Met Your Mother*...all-time favorite baseball player is Darin Erstad...roots for his own fantasy football team.

## MATT STRAHM'S CAREER PITCHING RECORD

YR	CLUB	W-L	ERA	G	GS	CG	SHO	SV	IP	H	R	ER	HR	HB	BB	SO	WP	BK	AVG
2012	Idaho Falls (R)	1-3	5.64	19	0	0	0	0	30.1	34	29	19	1	4	17	42	5	1	.268
2014	Idaho Falls (R)	1-0	2.29	10	1	0	0	1	19.2	10	6	5	1	1	10	27	1	0	.149
2015	Lexington (A)	2-1	2.08	14	0	0	0	4	26.1	12	7	6	1	2	12	38	0	0	.140
	Wilmington (A)	1-6	2.78	15	11	0	0	1	68.0	48	25	21	7	5	19	83	5	0	.194
2016	NW Arkansas (AA)	3-8	3.43	22	18	0	0	0	102.1	102	47	39	14	6	23	107	1	1	.260
	<b>KANSAS CITY</b>	<b>2-2</b>	<b>1.23</b>	<b>21</b>	<b>0</b>	<b>0</b>	<b>0</b>	<b>0</b>	<b>22.0</b>	<b>13</b>	<b>4</b>	<b>3</b>	<b>0</b>	<b>1</b>	<b>11</b>	<b>30</b>	<b>1</b>	<b>0</b>	<b>.173</b>
2017	<b>KANSAS CITY</b>	<b>2-5</b>	<b>5.45</b>	<b>24</b>	<b>3</b>	<b>0</b>	<b>0</b>	<b>0</b>	<b>34.2</b>	<b>30</b>	<b>22</b>	<b>21</b>	<b>6</b>	<b>3</b>	<b>22</b>	<b>37</b>	<b>3</b>	<b>0</b>	<b>.236</b>
	Omaha (AAA)	0-0	0.00	4	0	0	0	0	5.0	2	0	0	0	0	7	0	0	0	.118
	<b>Major League Totals</b>	<b>4-7</b>	<b>3.81</b>	<b>45</b>	<b>3</b>	<b>0</b>	<b>0</b>	<b>0</b>	<b>56.2</b>	<b>43</b>	<b>26</b>	<b>24</b>	<b>6</b>	<b>4</b>	<b>33</b>	<b>67</b>	<b>4</b>	<b>0</b>	<b>.213</b>
	<b>Minor League Totals</b>	<b>8-18</b>	<b>3.22</b>	<b>84</b>	<b>30</b>	<b>0</b>	<b>0</b>	<b>6</b>	<b>251.1</b>	<b>208</b>	<b>114</b>	<b>90</b>	<b>24</b>	<b>18</b>	<b>81</b>	<b>304</b>	<b>12</b>	<b>2</b>	<b>.222</b>

\*Led league +Tied for league lead @Rehab assignment

## CAREER FIELDING

POSITION	PCT.	G	PO	A	E	TC	DP
Pitcher	1.000	45	2	2	0	4	0

## SINGLE-GAME HIGHS

INNINGS PITCHED.....5.0 IP, June 15, 2017 at Los Angeles (AL)  
 LOW-HIT COMPLETE GAME .....None  
 STRIKEOUTS.....5, August 9, 2016 vs. Chicago (AL)  
 MOST HITS ALLOWED .....7, June 20, 2017 vs. Boston  
 MOST RUNS ALLOWED .....5, twice, last: June 27, 2017 at Detroit  
 MOST WALKS ALLOWED .....3, three times, last: June 9, 2017 at San Diego  
 MOST HOME RUNS ALLOWED.....2, June 27, 2017 at Detroit  
 CAREER WINNING STREAK .....None

## CAREER TRANSACTIONS

2012.....Signed by the Kansas City Royals in the 21st round of the First-Year Player Draft.  
 2017.....Acquired by San Diego along with LHP Travis Wood and INF Esteury Ruiz from KC in exchange for LHP Ryan Buchter and RHPs Trevor Cahill and Brandon Maurer, July 24.



## MATT SZCZUR

OUTFIELDER

**BATS/THROWS:** R/R  
**OPENING DAY AGE:** 28  
**BORN:** July 20, 1989 in Cape May, NJ  
**RESIDENCE:** Cape May, NJ  
**ACQUIRED:** From CHC in exchange for RHP Justin Hancock: May 8, 2017

**HEIGHT/WEIGHT:** 5-11/190  
**SERVICE TIME:** 2.134

### CAREER

**2017: Szczur (pronounced: SEE-zur) split the season between the CHC and SD appearing in a career-high 119 games.**

- Acquired by the Padres on 5/8 from the Cubs in exchange for RHP Justin Hancock.
- In his first start as a Padre on 5/10 at TEX, he matched his career high at the time with three hits...his infield single in the top of the fourth inning with Erick Aybar on second base ended RHP Yu Darvish's string of holding opponents to 0-for-36 with RISP, which dated back to September 2016, the longest stretch since Charlie Hough limited hitters to 0-for-35 with RISP in 1989 (STATS Inc.).
- Hit his first home run of the season and as a Padre on 5/12 at CWS on the first pitch of the game for his first career leadoff homer...teammate Manuel Margot led off the game the next night on 5/13 at CWS with a homer on the first pitch, marking just the second time the Padres have ever hit a leadoff home run in two straight games...in 2005, Damian Jackson led off both games on 6/26 and 6/27 with a home run...the last MLB team to hit a first-pitch leadoff home run in two straight games was CHC in 2007 on 9/19 and 9/21 (Alfonso Soriano both games).
- Drew 32 walks with SD, which bested his previous career high of 14 walks in 2016...walked in four consecutive games from 6/21-30, setting a career high walk streak...his three walks on 6/6 at ARI also set a career high in a game.
- On 7/21 at SF, he entered the game as part of a double switch in the fourth inning and went 4-for-5, including an 11th-inning single that drove in the go-ahead run in the Padres' 12-9 victory...per ELIAS, the last MLB player to have four hits and a game-winning RBI in a game he did not start was the PHI's Chris Coste on 8/26/08 vs. NYM...no SD player had ever accumulated more than three hits off the bench in one game.
- His four hits on 7/21 also set his career high in a game...with two singles, a double and a triple, he was a home run short of hitting for the cycle...to date, no player in MLB history has ever hit for the cycle after not starting the game.
- From 7/14-28, his .522 on-base percentage post-All-Star break was the highest of any qualifying batter in the majors (STATS Inc.)...finished the season with a .365 on-base percentage after the All-Star break.
- Hit a career-high 12 doubles between CHC and SD, and he was four hits shy of tying his career high of 48 in 2012.
- His seven pinch-hit base hits and his two pinch-hit doubles for SD were the most on the team.
- His 20 appearances and 141.0 innings in center field set his career high in a season...had a career-high two assists (both in center field).

### QUICK HITS

- **Donated peripheral blood cells to a young leukemia patient who only had a 1-in-80,000 chance of finding a match... missed 10 games during the 2010 Villanova University's college baseball season due to medication taken in advance of the donation.**
- **A wide receiver for the Villanova Wildcats football team, he led the team to the quarterfinals of the Division I Football Championship in 2008, the national title in 2009 and the semifinals in 2010.**
- **First MLB Hit:** August 21, 2014 vs. SF
- **First MLB HR:** September 13, 2014 at PIT

**2016: In his first full season in the majors, batted .259 (48-for-185) with nine doubles, a triple, five homers and 24 RBI in 107 games for CHC...his 12 pinch-hits tied for sixth-most in MLB.**

- Hit a three-run double in the ninth inning Opening Night on 4/4 at LAA after coming off the bench earlier to play left field
- Made the start in left field the following night on 4/5 at LAA and responded with a solo homer in the third inning, finishing 2-for-4 with two runs scored in the Angels' 6-1 win.
- Hit his first career grand slam on 4/29/16 vs. ATL off Chris Withrow
- Went 15-for-45 (.333) with two homers and 12 RBI in April through May.
- Landed on the 15-day DL from 5/3-21 with a right hamstring strain.
- Recorded his first career multi-homer game and scored a career-high four runs batting leadoff on 8/12 vs. STL.
- Handled 83 total chances without an error in the outfield...played 50 games (14 starts) in left field, 15 games (six starts) in center field and 15 games (nine starts) in right field.
- Hit .261 (12-for-46) with a double, triple and five RBI in a pinch-hit role.
- Hit .281 (32-for-114) with three homers against righties and hit .225 average (16-for-71) with two homers off lefties.
- Hit .318 (7-for-22) with two homers and six RBI when putting the first pitch in play...had three game-winning RBI.



**2015: Made seven separate stints with CHC, batting .222 (16-for-72) with five doubles, one homer and eight RBI in 47 games...spent the majority of the season with Iowa (AAA) where he hit .292 (78-for-267) with 12 doubles and eight homers in 70 games.**

- Made his first career Opening Day roster and appeared in eight games, hitting .200 (2-for-10), before he was optioned to Iowa on 4/19.
- Was recalled and optioned five more times before being recalled on 8/26 for the remainder of the season.
- Appeared in 26 games (eight starts) in left field, six games (four starts) in center field and four games in right field.
- Recorded his first career walk-off RBI on 5/15 vs. PIT in the CHC's 11-10, 12-inning victory...went 2-for-7 with a season-high three RBI, including a single in the 12th inning eluding Gregory Polanco to drive in the winning run.
- With Iowa, drove in 31 runs, scored 40 times and swiped 20 bases.
- Held a 14-game hitting streak (.367, 22-for-60) with Iowa from 7/20-8/13, including seven multi-hit games.

**2014: Made his MLB debut with CHC after he was selected from Iowa on 8/17...played in 33 games for the Cubs, hitting .226 (14-for-62) with two doubles, two homers and five RBI...in 116 games with Iowa, batted .261 (108-for-414) with 16 doubles, one triple, one home run and 24 RBI.**

- In his six-plus weeks with CHC, played six games (four starts) in left field, nine games (four starts) in center field and 13 games (four starts) in right field.
- Batted .346 (9-for-26) off left-handed pitching.
- Made his MLB debut on 8/17 at NYM as a pinch-runner and remained in the game in right field (went 0-for-1).
- Recorded his first ML hit on 8/21 vs. SF, a single off Madison Bumgarner.
- Delivered a two-run single for his first career RBI on 9/7 vs. PIT.
- Hit his first career home run on 9/13 at PIT off Justin Wilson.
- Began the year with Iowa, his first action at the Triple-A level, and went on to play 79 games in center field, 20 in left field and 14 in right field...finished with a .996 fielding percentage (one error in 238 total chances) and 12 outfield assists.

**2013: Spent the entire campaign at Tennessee (AA), posting a .281 average (144-for-512) with 78 runs scored, 27 doubles, four triples, three home runs and 44 RBI in 128 games...led the Southern League in hits and tied for third in runs scored and tied for seventh in average.**

- Set career highs in games played, at-bats, hits, doubles and hit-by-pitches.
- Had nearly identical averages against southpaws and right-handed hurlers, logging a .280 mark (40-for-143) against lefties while hitting .282 (104-for-369) against righties.
- Was 32-for-95 (.337) in 25 June games after posting a .268 average (30-for-112) in 26 May contests.
- Named to the Mid-Season All-Star team after registering a .291 average (74-for-254) in the first half of the season.
- Appeared in 92 games in center field, 23 in right field, 14 in left field and one game as a designated hitter.
- Posted a .992 fielding percentage (two errors in 259 total chances).
- Had a season-high 11-game hitting streak from 6/21-7/4...batted .392 (20-for-51) with eight RBI.

**2012: Hit .267 (117-for-438) with 26 doubles, eight triples, four home runs, 40 RBI and 42 stolen bases in 113 games between Daytona (A) and Tennessee (AA)...missed over three weeks in June with a strained left knee.**

- Named a Florida State League Mid-Season All-Star.
- Began the season with Daytona, hitting .295 (87-for-295) with two homers and 34 RBI in 78 games before he was promoted to Tennessee on 7/27.
- Despite missing over three weeks in June with a strained left knee, led the Florida State League with 68 runs scored and 38 stolen bases at the time of his promotion to Double-A.
- Hit at a .420 clip (21-for-50) with six walks, five doubles, a triple and 10 RBI with RISP and two outs with Daytona.
- Made one error in 78 games with Daytona, while appearing at all three outfield positions.
- Promoted to Tennessee on 7/27 and hit .210 (30-for-143) with seven doubles, four triples, two homers and six RBI in 35 games.

**2011: Combined to hit .293 (131-for-447) with 22 doubles, three triples, 10 homers and 46 RBI in his first full minor league season with Peoria (A) and Daytona (A), helping the D-Cubs to the Florida State League title.**

- Began the season with Peoria, hitting .314 (86-for-274) with a .366 on-base percentage, 17 stolen bases, 15 doubles, five homers and 27 RBI in 66 games.
- Batted .385 (25-for-65) against southpaws...was 20-for-58 (.345) with runners in scoring position.
- Named to the Midwest League All-Star Game.
- Promoted to Daytona on 7/13 and went on to hit .260 (45-for-173) with seven doubles, two triples, five homers and 19 RBI in 43 games...stole seven bases without being caught.
- Hit .368 during Daytona's post-season run to the FSL title.

**2010: In his first taste of professional baseball, hit .347 (35-for-101) in 25 games between Mesa (R), Boise (A) and Peoria (A).**

- Hit safely in his first 21 career games and posted a .405 average (34-for-84) during the run that saw him score 21 times.
- Spent the majority of his time at Boise, hitting .397 (29-for-73) with nine doubles and eight RBI in 18 contests.



# PLAYERS

## PERSONAL

Matthew Szczur (pronounced SEE-zur)...resides in Cape May, NJ, with his wife Natalie...is the son of Marc and Kathy...attended Villanova University in Philadelphia, PA and enjoyed a two-sport (baseball and football) career...played wide receiver and led the Wildcats football team to the quarterfinals of the Division I Football Championship in 2008, the national title in 2009 and the semifinals in 2010...donated peripheral blood cells to a young leukemia patient...missed 10 games during the 2010 college baseball season due to medication taken in advance of the donation...was featured on ESPN's E:60 and was named one of their top stories of 2013...was drafted by the Los Angeles Dodgers in the 38th round of the 2007 MLB June Amateur Draft from Lower Cape May Regional HS (Cape May, NJ) and did not sign, and he was later drafted by the Chicago Cubs in the 5th round of the 2010 MLB June Amateur Draft from Villanova (drafted by scout Tim Adkins)...his hobbies include art and painting...his favorite TV show is *Game of Thrones* and favorite movie is *Bad Boys 2*...his all-time favorite baseball player is Ken Griffey Jr...roots for the Philadelphia Eagles.

## MATT SZCZUR'S CAREER BATTING RECORD

YR	CLUB	AVG	G	AB	R	H	2B	3B	HR	RBI	SH	SF	HP	BB	SO	SB	CS	OBP	SLG	E
2010	Mesa (R)	.500	1	2	1	1	0	0	0	0	0	0	1	1	0	1	0	.750	.500	0
	Peoria (A)	.192	6	26	6	5	1	1	0	2	0	0	1	3	5	0	0	.300	.308	1
	Boise (A)	.397	18	73	17	29	9	0	8	0	2	1	6	11	1	0	0	.439	.521	1
2011	Peoria (A)	.314	66	274	55	86	15	1	5	27	0	1	2	21	28	17	5	.366	.431	1
	Daytona (A)	.260	43	173	20	45	7	2	5	19	2	1	1	5	20	7	0	.283	.410	2
2012	Daytona (A)	.295	78	295	68	87	19	4	2	34	2	4	4	47	50	38	12	.394	.407	1
	Tennessee (AA)	.210	35	143	24	30	7	4	2	6	0	0	1	14	29	4	2	.285	.357	1
2013	Tennessee (AA)	.281	128	512	78	144	27	4	3	44	3	3	6	50	75	22	12	.350	.367	2
2014	CHICAGO (NL)	.226	33	62	6	14	2	0	2	5	0	0	0	4	11	0	0	.273	.355	0
	Iowa (AAA)	.261	116	414	52	108	16	1	24	9	1	3	30	78	30	7	0	.315	.312	1
2015	CHICAGO (NL)	.222	47	72	5	16	5	0	1	8	1	1	0	6	15	2	0	.278	.333	0
	Iowa (AAA)	.292	70	267	40	78	12	2	8	31	6	4	6	22	51	20	5	.355	.442	0
2016	CHICAGO (NL)	.259	107	185	30	48	9	1	5	24	1	0	1	13	39	2	4	.312	.400	0
	Tennessee (AA)	.000	1	1	1	0	0	0	0	0	0	0	0	1	1	0	0	.500	.000	0
2017	CHICAGO (NL)	.211	15	19	2	4	1	0	0	3	1	1	0	2	4	0	0	.273	.263	0
	SAN DIEGO	.227	104	176	26	40	11	2	3	15	2	0	4	32	40	0	2	.358	.364	1
	Major League Totals	.237	306	514	69	122	28	3	11	55	5	2	5	57	109	4	6	.318	.368	1
	Minor League Totals	.281	562	2180	362	613	113	19	26	195	22	16	26	200	348	140	43	.346	.386	10

\*Led league +Tied for league lead @Rehab assignment

## CAREER FIELDING

POSITION	PCT.	G	PO	A	E	TC	DP
Outfield	.966	210	259	3	1	263	2
Left Field	1.000	131	101	0	0	101	0
Right Field	1.000	50	73	1	0	74	1
Center Field	.989	51	85	2	1	88	1
<b>Career Totals</b>	<b>.996</b>	<b>210</b>	<b>259</b>	<b>3</b>	<b>1</b>	<b>263</b>	<b>2</b>

## SINGLE-GAME HIGHS

HITTING STREAK.....5 games, July 29-August 7, 2016  
 HITS .....4, July 21, 2017 at San Francisco  
 DOUBLES .....2, July 18, 2016 vs. New York (NL)  
 HOME RUNS.....2, August 12, 2016 vs. St. Louis  
 RBI.....4, April 29, 2016 vs. Atlanta  
 RUNS SCORED .....4, August 12, 2016 vs. St. Louis  
 WALKS.....3, June 6, 2017 at Arizona  
 STOLEN BASES .....1, four times, last August 1, 2016 vs. Miami  
 STRIKEOUTS.....3, twice, last September 3, 2016 vs. San Francisco  
 CAREER WALK-OFF HITS.....1, May 15, 2015 vs. Pittsburgh (single to right field off Radhames Liz)

## HOME RUNS

CAREER MULTI-HOME RUN GAMES (1) ....August 12, 2016 vs. St. Louis (both off Jerome Williams)  
 CAREER GRAND SLAMS (1) .....April 29, 2016 vs. Atlanta (Chris Withrow)  
 CAREER PINCH-HIT (1).....June 9, 2017 vs. Kansas City (Matt Strahm)  
 CAREER WALK-OFFS.....None  
 CAREER LEAD-OFF (1) .....May 12, 2017 at Chicago (AL) (Miguel Gonzalez)

## CAREER TRANSACTIONS

2007.....Selected by the Los Angeles Dodgers in the 38th round of the First-Year Player Draft (did not sign).  
 2010.....Selected by the Chicago Cubs in the fifth round of the First-Year Player Draft.  
 2017.....Acquired by the San Diego Padres from the Chicago Cubs in exchange for RHP Justin Hancock, May 8.

@tatis\_jr

84

TATIS JR.



# FERNANDO TATIS JR.

INFIELDER

BATS/THROWS: R/R

OPENING DAY AGE: 19

BORN: January 2, 1999 in San Pedro De Macoris, Dominican Republic

RESIDENCE: San Pedro De Macoris, Dominican Republic

ACQUIRED: From CWS along with RHP Erik Johnson in exchange for RHP James Shields and cash considerations: June 4, 2016

HEIGHT/WEIGHT: 6-3, 205

SERVICE TIME: 0.000

## NON-ROSTER INVITEE

### CAREER

**2017: Spent the majority of the season with Fort Wayne (A) and became the first 18-year-old in Midwest League history to post a 20-20 season (21 HR, 29 SB).**

- His 21 home runs set a Fort Wayne record and he led the Midwest League in walks (75) and on-base percentage (.390) while hitting .281 (121-for-431) and collecting 68 RBI and 29 steals in 117 games for the TinCaps.
- Earned Midwest League Mid-Season All-Star honors and was twice named Midwest League Player of the Week (5/15-21 and 6/26-7/2).
- Named a Minor League and Low Class A All-Star by *Baseball America* and an Organizational All-Star for San Diego by MiLB.com.
- Recorded a career-high 15-game hitting streak from 5/4-20, hitting .410 (25-for-61) with five doubles, two triples, four home runs, 12 RBI and 13 runs scored over the stretch.
- Homered in back-to-back games for the first time in his career on 6/10-11 vs. Lansing.
- Stole a career-high three stolen bases on 7/9 vs. Lansing, recording five stolen bases in a three-game span.
- Three days later, recorded his first career multi-home run game on 7/12 at Burlington along with a career-high five RBI.
- Promoted to San Antonio (AA) on 8/21 and was the youngest player in the Texas League by season's end...finished the Missions' regular season on a nine-game hitting streak, batting .255 (14-for-55) overall in his 14 Texas League games.
- Received his first postseason action in the Texas League playoffs, starting in all five games and hitting .350 (7-for-20) with a double, a home run, two RBI and five runs scored.
- Following the season, was drafted first overall in the Dominican Republic Winter League Draft by Estrellas Orientales where he started off hitting .400 (6-for-15) through his first five games before hitting .246 overall (14-for-57) in 17 games.
- Named the best power hitter by *Baseball America* following the season
- Entered 2018 rated as the No. 3 prospect in baseball by ESPN.com, No. 8 by MLB.com and No. 9 by *Baseball America*.

### QUICK HITS

- Entered 2018 rated as the No. 3 prospect in all of baseball ESPN.com, No. 8 by MLB.com and No. 9 by *Baseball America*.
- Became the first 18-year-old in Midwest League history to post a 20-20 season (21 HR, 29 SB) for Fort Wayne in 2017.
- Padres Minor League Player of the Year (2017)
- Named an Organization All-Star for San Diego by MiLB.com (2017)
- Midwest League Mid-Season All-Star (2017)
- *Baseball America* Minor League and Low Class A All-Star (2017)

**2016: Made his professional debut with the AZL Padres (R) and hit .273 (48-for-176) in 43 games before also hitting .273 (12-for-44) in 12 games for Tri-City (A).**

- Recorded multi-hit efforts in 10 of his first 17 professional games from 6/22-7/13, hitting .342 (25-for-73).
- Collected just five multi-hit efforts in his next 26 games from 7/14-8/18, hitting .223 (23-for-103).
- Assigned to Tri-City on 8/19 and hit safely in eight of his 12 games.

### PERSONAL

Fernando Gabriel Tatis Jr...son of former 11-year MLB veteran infielder Fernando Tatis...originally signed by White Sox scout Miguel Peguero.

### FERNANDON TATIS JR.'S CAREER BATTING RECORD

YR	CLUB	AVG	G	AB	R	H	2B	3B	HR	RBI	SH	SF	HP	BB	SO	SB	CS	OBP	SLG	E
2016	AZL Padres (R)	.273	43	176	35	48	13	1	4	20	1	0	0	10	44	14	2	.312	.426	13
	Tri-City (A)	.273	12	44	4	12	4	2	0	5	0	2	0	3	13	1	1	.306	.455	5
2017	Fort Wayne (A)	.281	117	431	78	121	26	7	21	69	0	6	6	*75	124	29	15	*.390	.520	25
	San Antonio (AA)	.255	14	55	6	14	1	0	1	6	0	0	0	2	17	3	0	.281	.327	5
	<b>Minor League Totals</b>	<b>.276</b>	<b>186</b>	<b>706</b>	<b>123</b>	<b>195</b>	<b>44</b>	<b>10</b>	<b>26</b>	<b>100</b>	<b>1</b>	<b>8</b>	<b>6</b>	<b>90</b>	<b>198</b>	<b>47</b>	<b>18</b>	<b>.359</b>	<b>.477</b>	<b>48</b>

\*Led league +Tied for league lead @Rehab assignment

### CAREER TRANSACTIONS

2015.....Signed by the Chicago White Sox as an international free agent, July 2

2016.....Acquired by the San Diego Padres along with RHP Erik Johnson from the Chicago White Sox in exchange for RHP James Shields and cash considerations, June 4



## LUIS TORRENS

CATCHER

@LuisTorrens13

# 21

**BATS/THROWS:** R/R

**OPENING DAY AGE:** 21

**BORN:** May 2, 1996 in Valencia, Venezuela

**RESIDENCE:** Valencia, Venezuela

**ACQUIRED:** From CIN in exchange for a player to be named later and cash considerations: December 8, 2016

**HEIGHT/WEIGHT:** 5-11/201

**SERVICE TIME:** 1.000

### CAREER

**2017:** Selected by CIN from NYY in the first round (second overall) of the Rule 5 draft...acquired by SD from CIN for PTBNL and cash considerations and spent the entire season in San Diego.

- Caught 310.2 innings this season and 25 complete games... made only two errors over the course of the season, owning a .993 fielding percentage.
- Made his MLB debut on 4/3 at LAD and his first career start on 4/10 at COL...he appeared in a total of 56 games, making 31 starts behind the plate.
- Collected his first ML hit on 4/18 vs. ARI, a single off of Tom Wilhelmson.
- Logged two multi-hit games (5/24 at NYM and 6/20 at CHC)...hit his first career double on 5/24.
- Hit a bases-clearing triple for the first career three-bagger on 7/26 vs. NYM...set a career-high three RBI in the game, and it was his sole multi-RBI game of the season...his triple was his first and only hit with the bases loaded.
- Hit safely in five of six games from 6/11-21, batting .353 (6-for-17) with a double and an RBI.
- Had a career-high three-game hitting streak from 6/19-21, going 4-for-8 (.500) in that time...also set his career high on-base streak at six games from 6/11-21.
- His 25 total bases were the sixth-most among rookie NL catchers.
- Following the season, played for the Navegantes del Magallanes of the Venezuelan Winter League and hit .275 (39-for-142) with eight doubles, one triple, one home run, 18 RBI and 17 runs scored in 38 games.

### QUICK HIT

• Caught 310.2 innings during his rookie season in 2017 and made just two errors, owning a .993 fielding percentage.

• **MLB Debut:** April 3, 2017 at LAD

• **First MLB Hit:** April 18, 2017 vs. ARI, single off Tom Wilhelmson

**2016:** Split the season between Staten Island (A) and Charleston (A)...hit a combined .250 (46-for-184) with 10 doubles, two home runs, 15 RBI and 15 runs scored.

- Started the season with Staten Island and hit .311 (14-for-50) in 12 games before being assigned to Charleston 7/11.
- Hit .170 (18-for-106) through his first 30 games for Charleston...finished the season hitting safely in 10 of his final 12 games, batting .349 (15-for-43) with five doubles, one home run, four RBI, five runs scored and seven walks.
- Started 39 games (40 appearances) behind the plate for Charleston, posting a .990 fielding percentage (four errors in 389 total chances).

**2015:** Missed the entire season due to a torn labrum in his shoulder.

**2014:** Split the season between Staten Island (A), Charleston (A) and the GCL Yankees (R), hitting a combined .256 (58-for-227) with 14 doubles, three triples, three home runs 22 RBI and 32 runs scored in 62 games.

- Started a combined 52 games behind the plate, posting a .994 fielding percentage (three errors in 483 total chances).
- While with Staten Island, batted .388 (33-for-85) during a 21-game hitting streak from 6/28 -7/26 and reached base safely in 28 consecutive games from 6/28-8/4.
- Earned New York-Pennsylvania League Mid-Season All-Star honors.
- Following the season, was ranked the ninth-best Yankees prospect by *Baseball America*.

**2013:** Made his professional debut for the GCL Yankees (R) and hit .241 (42-for-174) with seven doubles, one home run, 14 RBI and 17 runs scored in 47 games.

- Started 32 games behind the plate, posting a .993 fielding percentage (two errors in 279 total chances).

### PERSONAL

Luis Alfonso Saez Torrens...ranked by MLB.com as the No. 6 prospect for the 2012 international signing period.

## LUIS TORRENS' CAREER BATTING RECORD

YR	CLUB	AVG	G	AB	R	H	2B	3B	HR	RBI	SH	SF	HP	BB	SO	SB	CS	OBP	SLG	E
2013	GCL Yankees	.241	47	174	17	42	7	0	1	14	0	1	2	27	40	2	0	.348	.299	2
2014	GCL Yankees	.250	5	16	1	4	1	0	0	1	0	0	2	0	2	0	0	.333	.313	0
	Staten Island (A)	.270	48	185	27	50	13	3	2	18	0	1	2	14	41	1	2	.327	.405	3
	Charleston (A)	.154	9	26	4	4	0	0	1	3	0	0	2	6	7	0	0	.353	.269	0
2016	Staten Island (A)	.311	12	45	6	14	4	0	0	5	0	1	0	4	7	1	1	.360	.400	0
	Charleston (A)	.230	40	139	9	32	6	0	2	10	0	0	3	22	26	1	1	.348	.317	4
2017	<b>SAN DIEGO</b>	<b>.163</b>	<b>56</b>	<b>123</b>	<b>7</b>	<b>20</b>	<b>3</b>	<b>1</b>	<b>0</b>	<b>7</b>	<b>3</b>	<b>0</b>	<b>1</b>	<b>12</b>	<b>30</b>	<b>0</b>	<b>0</b>	<b>.243</b>	<b>.203</b>	<b>2</b>
<b>Major League Totals</b>		<b>.163</b>	<b>56</b>	<b>123</b>	<b>7</b>	<b>20</b>	<b>3</b>	<b>1</b>	<b>0</b>	<b>7</b>	<b>3</b>	<b>0</b>	<b>1</b>	<b>12</b>	<b>30</b>	<b>0</b>	<b>0</b>	<b>.243</b>	<b>.203</b>	<b>2</b>
<b>Minor League Totals</b>		<b>.250</b>	<b>161</b>	<b>585</b>	<b>64</b>	<b>146</b>	<b>31</b>	<b>3</b>	<b>6</b>	<b>51</b>	<b>0</b>	<b>3</b>	<b>11</b>	<b>73</b>	<b>123</b>	<b>5</b>	<b>4</b>	<b>.342</b>	<b>.344</b>	<b>9</b>

\*Led league +Tied for league lead @Rehab assignment

## CAREER FIELDING

POSITION	PCT.	G	PO	A	E	TC	DP
Career Totals	.993	51	260	15	2	277	1

## SINGLE-GAME HIGHS

HITTING STREAK .....3 games, June 19 - June 21, 2017  
 HITS .....2, two times, last June 20, 2017 at Chicago (NL)  
 DOUBLES .....1, three times, last June 14, 2017 vs. Cincinnati  
 RBI.....3, July 26, 2017 vs. New York (NL)  
 RUNS SCORED .....2, May 24, 2017 at New York (NL)  
 WALKS .....2, September 2, 2017 vs. Los Angeles (NL)  
 STRIKEOUTS.....2, four times, last August 13, 2017 at Los Angeles (NL)  
 CAREER WALK-OFF HITS.....None

## CAREER TRANSACTIONS

2012.....Signed by the New York Yankees as an international free agent, July 2  
 2016.....Selected by the Cincinnati Reds from the New York Yankees in the first round (second overall) in the Major League Phase of the 2016 Rule 5 Draft, December 8.  
 .....Acquired by the San Diego Padres from the Cincinnati Reds in exchange for a player to be named later and cash considerations, December 8.





# JOSE TORRES

**LEFT-HANDED PITCHER**

# 76

**BATS/THROWS:** L/L**OPENING DAY AGE:** 24**BORN:** September 24, 1993 in Caracas, Venezuela**RESIDENCE:** Caracas, Venezuela**ACQUIRED:** From OAK with LHP Drew Pomeranz and PTBNL (OF Jabari Blash) in exchange for INF Yonder Alonso and LHP Marc Rzepczynski: December 2, 2015**HEIGHT/WEIGHT:** 6-2/199**SERVICE TIME:** 1.012

## CAREER

**2017: Made his first career Opening Day roster in his first full rookie season...his seven wins headlined the Padres bullpen and tied for fourth-most on the SD pitching staff.**

- His 68.1 IP were third-most of any Padres reliever and ranked first among all MLB rookie relievers...his .636 winning percentage (7-4) was the best mark in the NL among rookie relievers and second-best in the majors to only SEA's Tony Zych (.667).
- Walked just one batter in his first 19 appearances from 4/3-5/15 and fanned 23 batters while walking just one.
- In his first 28 games from 4/3-6/7, he limited opposing batters to a .208 average (22-for-106) while fanning 33 and walking eight.
- Recorded his first ML win on 4/7 vs. SF, his first save on 4/30 at SF and his first career hit on 5/29 vs. CHC.
- Posted a 1.88 ERA (3 ER, 14.1 IP) over his final 15 appearances from 8/11-9/29.
- Made seven appearances in the month of September and did not allow a single run to score in those 7.1 IP.
- Forced 74 fly balls in 2017, the most of any Padres reliever.
- Held NL West opponents to a .227 batting average.
- His 13 home runs allowed were the most among SD relievers and his three balks were most among all MLB rookie relievers.

## QUICK HITS

- **His seven wins in 2017 led the Padres bullpen and tied for fourth-most on the San Diego pitching staff.**
- **First MLB Win:** April 7, 2017 vs. SF
- **First MLB Save:** April 30, 2017 at SF

**2016: Split the season between Lake Elsinore (A), San Antonio (AA) and El Paso (AAA) and went a combined 1-4 with a 2.24 ERA (16 ER, 64.1 IP) and 63 SO to 23 BB in 48 relief appearances.**

- Recalled from El Paso on 9/21 for his first career call-up and made his MLB debut the next day on 9/22 vs. SF.
- Worked scoreless ball in all four of his outings and 3.0 IP for SD after being called up.
- Acquired in the offseason on 12/2 from the Oakland A's in a five player deal.

**2015: Pitched in 47 total games between Beloit (A) and Stockton (A), spending the majority of the season with Beloit...combined to go 4-5 with a 2.56 ERA (22 ER, 77.1 IP) and 84 SO against 24 BB and a .203 opponents' average.**

- Began the year with Beloit and went 4-5 with a 2.69 ERA (22 ER, 73.2 IP) and 80 SO to 23 BB in 44 relief appearances.
- Promoted to Stockton on 9/1 and pitched in three games for the Ports.
- Also pitched in one postseason game for Stockton, working 2.0 scoreless innings with one hit and two strikeouts.

**2014: Played the entire season with Vermont (A), pitching in 14 games (nine starts) and posting a 4.38 ERA (30 ER, 61.2 IP) with 47 SO to 22 walks.**

- In his nine starts went 0-6 with a 5.62 ERA (26 ER, 41.2 IP), posting a 1.80 ERA (4 ER, 20.0 IP) in five relief outings.

**2013: Spent the entire year with Vermont (A), pitching in nine games (five starts) missing time with a stint on the DL**

- In his five starts, he went 1-2 with a 3.44 ERA (7 ER, 18.1 IP) while going 2-0 with a 1.46 ERA (2 ER, 12.1 IP) in four relief appearances.

**2012: Combined to go 3-1 with a 3.71 ERA (25 ER, 60.2 IP) in 15 games (14 starts) between the DSL A's (R) and AZL A's (R).**

**2011: Made his professional debut with the DSL A's, pitching in 14 games with 11 starts.**

## PERSONAL

Jose Marcos Torres...originally signed by the Oakland Athletics as a non-drafted free agent on July 2, 2010...signed by Athletics scouts Julio Franco and Oswaldo Troconis.

### JOSE TORRES' CAREER PITCHING RECORD

YR	CLUB	W-L	ERA	G	GS	CG	SHO	SV	IP	H	R	ER	HR	HB	BB	SO	WP	BK	AVG
2011	DSL Athletics (R)	1-5	3.99	14	11	0	0	0	49.2	45	27	22	1	0	24	33	7	1	.242
2012	DSL Athletics (R)	0-0	0.00	3	2	0	0	0	8.2	6	3	0	0	0	3	7	1	0	.188
	AZL Athletics (R)	3-1	4.33	12	12	0	0	0	52.0	52	29	25	2	2	29	41	3	2	.264
2013	Vermont (A)	3-2	2.64	9	5	0	0	0	30.2	28	15	9	2	1	12	21	4	0	.228
2014	Vermont (A)	0-6	4.38	14	9	0	0	2	61.2	62	37	30	4	3	22	47	6	0	.267
2015	Beloit (A)	4-5	2.69	44	0	0	0	8	73.2	55	24	22	4	4	23	80	2	0	.212
	Stockton (A)	0-0	0.00	3	0	0	0	0	3.2	0	0	0	0	0	1	4	1	0	.000
2016	Lake Elsinore (A)	0-2	3.55	20	0	0	0	4	25.1	21	11	10	2	0	10	25	2	0	.223
	San Antonio (AA)	1-2	1.24	25	0	0	0	2	36.1	20	5	5	1	0	12	36	1	1	.165
	El Paso (AAA)	0-0	3.38	3	0	0	0	0	2.2	4	1	1	0	0	1	2	0	0	.333
	<b>SAN DIEGO</b>	<b>0-0</b>	<b>0.00</b>	<b>4</b>	<b>0</b>	<b>0</b>	<b>0</b>	<b>0</b>	<b>3.0</b>	<b>3</b>	<b>0</b>	<b>0</b>	<b>0</b>	<b>0</b>	<b>2</b>	<b>3</b>	<b>1</b>	<b>0</b>	<b>.250</b>
2017	<b>SAN DIEGO</b>	<b>7-4</b>	<b>4.21</b>	<b>62</b>	<b>0</b>	<b>0</b>	<b>0</b>	<b>1</b>	<b>68.1</b>	<b>63</b>	<b>34</b>	<b>32</b>	<b>13</b>	<b>4</b>	<b>16</b>	<b>63</b>	<b>2</b>	<b>3</b>	<b>.244</b>
<b>Major League Totals</b>		<b>7-4</b>	<b>4.04</b>	<b>66</b>	<b>0</b>	<b>0</b>	<b>0</b>	<b>1</b>	<b>71.1</b>	<b>66</b>	<b>34</b>	<b>32</b>	<b>13</b>	<b>4</b>	<b>18</b>	<b>66</b>	<b>3</b>	<b>3</b>	<b>.244</b>
<b>Minor League Totals</b>		<b>12-23</b>	<b>3.24</b>	<b>147</b>	<b>39</b>	<b>0</b>	<b>0</b>	<b>13</b>	<b>344.1</b>	<b>293</b>	<b>152</b>	<b>124</b>	<b>16</b>	<b>10</b>	<b>137</b>	<b>296</b>	<b>27</b>	<b>4</b>	<b>.231</b>

\*Led league +Tied for league lead @Rehab assignment

### 2017 AND CAREER BATTING RECORD

YR	CLUB	AVG	G	AB	R	H	2B	3B	HR	RBI	SH	SF	HP	BB	SO	SB	CS	OBP	SLG
2017	<b>SAN DIEGO</b>	<b>1.000</b>	<b>62</b>	<b>1</b>	<b>1</b>	<b>1</b>	<b>0</b>	<b>0</b>	<b>0</b>	<b>0</b>	<b>0</b>	<b>0</b>	<b>0</b>	<b>0</b>	<b>0</b>	<b>0</b>	<b>0</b>	<b>1.000</b>	<b>1.000</b>
<b>Major League Totals</b>		<b>1.000</b>	<b>62</b>	<b>1</b>	<b>1</b>	<b>1</b>	<b>0</b>	<b>0</b>	<b>0</b>	<b>0</b>	<b>0</b>	<b>0</b>	<b>0</b>	<b>0</b>	<b>0</b>	<b>0</b>	<b>0</b>	<b>1.000</b>	<b>1.000</b>

### CAREER FIELDING

POSITION	PCT.	G	PO	A	E	TC	DP
Pitcher	.917	66	0	9	1	12	0

### SINGLE-GAME HIGHS

INNINGS PITCHED.....2.0 IP, 12 times, last September 2, 2017 vs. Los Angeles (NL)  
 LOW-HIT COMPLETE GAME.....None  
 STRIKEOUTS.....3, six times, last September 10, 2017 at Arizona  
 MOST HITS ALLOWED.....4, four times, last July 30, 2017 vs. Pittsburg  
 MOST RUNS ALLOWED.....3, three times, last July 30, 2017 vs. Pittsburg  
 MOST WALKS ALLOWED.....2, four times, last June 3, 2017 vs. Colorado  
 MOST HOME RUNS ALLOWED.....3, July 30 vs. Pittsburg  
 CAREER WINNING STREAK.....1, seven times, last August 14, 2017 vs. Philadelphia  
 CAREER 10-STRIKEOUT GAMES.....None  
 CAREER HOME RUNS HIT.....None

### CAREER TRANSACTIONS

2010.....Signed by the Oakland Athletics as a non-drafted free agent, July 2.  
 2015.....Acquired by the San Diego Padres from Oakland along with LHP Drew Pomeranz and a PTBNL (OF Jabari Blash) in exchange for INF Yonder Alonso and LHP Marc Rzepczynski, December 2.

@LuisUrias03

# 85

## LUIS URÍAS

INFIELDER



**BATS/THROWS:** R/R  
**OPENING DAY AGE:** 20  
**BORN:** June 3, 1997 in Magdalena de Kino, Mexico  
**RESIDENCE:** Magdalena de Kino, Mexico  
**ACQUIRED:** Signed as an international free agent: December 27, 2013

**HEIGHT/WEIGHT:** 5-9/185  
**SERVICE TIME:** 0.000

### NON-ROSTER INVITEE

### CAREER

**2017:** Spent the entire season with San Antonio (AA), posting a Texas League-leading .398 on-base percentage...finished second in walks (68), fourth in runs (77) and sixth in average (.296).

- Was the only teenager in the Texas League at the season's start...led the club in average (.296), on-base percentage (.398) walks (68), sacrifice hits (six) and tied for first in hits (131) and triples (four).
- Posted more walks (68) than strikeouts (65) for the fourth consecutive season.
- Collected back-to-back career-high-tying four-hit efforts on 4/20 and 4/21 at Midland, including two triples on 4/21 en route to earning Texas League Player of the Week honors...recorded five four-hit efforts on the season.
- Named a Texas League Mid-Season and Post-Season All-Star...served as the South Division's starting shortstop.
- Started 59 games at shortstop and 54 games at second base...his 19 errors were the most he had in a single season.
- Made his second postseason stint and hit .222 (4-for-18) with two doubles, two RBI, three walks and one run scored in five games.
- Prior to the season, represented Mexico in the 2017 World Baseball Classic...appeared in three games, going 1-for-6.
- Appeared in 17 games in the Arizona Fall League for the league champion Peoria Javelinas...produced a .315/.443/.481 slash line and drew a team-leading 14 walks...started at shortstop in the Fall Stars Game, homering and turning a diving double play up the middle...contributed an RBI in Peoria's championship victory vs. Mesa.
- Named the best hitter for average and best strike-zone discipline by *Baseball America* following the season.
- Entered 2018 rated as the No. 32 prospect in all of baseball by *Baseball America*, No. 36 by MLB.com and No. 38 by ESPN.com.

### QUICK HITS

- Entered 2018 rated as the No. 32 prospect by *Baseball America*, No. 36 by MLB.com and No. 38 by ESPN.com.
- Represented Mexico in the 2017 World Baseball Classic.
- Youngest player (19 years old) on an Opening Day roster in the Texas League to open the 2017 season.
- California League Most Valuable Player and Rookie of the Year for Lake Elsinore (2016).
- Has posted more walks than strikeouts in each of his first four professional seasons.

**2016:** In his first full professional season, hit a combined .333 (158-for-475) with 26 doubles, five triples, six home runs, 55 RBI and 77 runs in 123 total games with a .404 OBP between Lake Elsinore (A) and El Paso (AAA).

- Named Most Valuable Player and Rookie of the Year for the California League, playing 120 games for the Storm.
- Also named a California League Mid-Season and Post-Season All-Star.
- Captured the Cal League batting title, hitting .330 (154-for-466) and ranking second in the league in hits (154) and third in OPB .397.
- Finished the season as the only qualifying Cal League hitter with more walks (40) than strikeouts (36).
- Against right-handed pitching for the Storm he hit .339 (125-for-36) while hitting .299 (29-for-97) against left-handers.
- With RISP for the Storm, he hit .327 (34-for-104), including .326 (14-for-43) with RISP and two outs.
- Assigned to El Paso on 7/8 and assigned back to Lake Elsinore on 7/11...made three starts at second base for the Chihuahuas and hit .444 (4-for-9) with one home run, three RBI, six runs scored, five walks and a stolen base.

**2015:** Split the season between Fort Wayne (A) and Tri-City (A), hitting a combined .299 (67-for-224) in 61 games.

- Named an Organization All-Star by MiLB.com following the 2015 season.
- Recorded more walks (21) than strikeouts (19).

**2014:** Made his professional debut with two games for the DSL Padres and 43 games for the AZL Padres, hitting a combined .297 (49-for-165) with 30 runs scored in 45 total games...posted 18 walks against 13 strikeouts.

### PERSONAL

Luis Fernando Figueroa Urias...originally signed by Padres scouts Chad MacDonald and Robert Rowley.

### LUIS URÍAS' CAREER BATTING RECORD

YR	CLUB	AVG	G	AB	R	H	2B	3B	HR	RBI	SH	SF	HP	BB	SO	SB	CS	OBP	SLG	E
2014	DSL Padres	.100	2	10	1	0	0	0	0	0	0	0	0	1	1	0	0	.182	.100	0
	AZL Padres	.310	43	155	29	48	5	1	0	14	1	1	4	18	13	10	6	.393	.355	7
2015	Tri-City (A)	.355	10	31	6	11	1	0	0	1	5	0	3	5	1	3	3	.487	.387	1
	Fort Wayne (A)	.290	51	193	28	56	5	1	0	16	5	1	9	16	18	5	10	.370	.326	8
2016	Lake Elsinore (A)	.330	120	466	71	154	26	5	5	52	8	3	13	40	36	7	13	.397	.440	16
	El Paso (AAA)	.444	3	9	6	4	0	0	1	3	0	0	1	5	1	1	0	.667	.778	0
2017	San Antonio (AA)	.296	118	442	77	131	20	4	3	38	6	2	8	68	65	7	5	.398	.380	19
	Minor League Totals	.310	347	1306	218	405	57	11	9	124	25	7	38	153	135	33	37	.396	.391	51

### CAREER TRANSACTIONS

2013.....Signed by the San Diego Padres as an international free agent, December 27.



# CHRISTIAN VILLANUEVA

@Villa\_at\_3B

22

INFIELDER

BATS/THROWS: R/R

OPENING DAY AGE: 26

BORN: June 19, 1991 in Guadalajara, Mexico

RESIDENCE: Guadalajara, Mexico

ACQUIRED: Signed as a minor league free agent: December 12, 2016

HEIGHT/WEIGHT: 5-11/215

SERVICE TIME: 1.014

VILLANUEVA

## CAREER

**2017: Spent the majority of the season with El Paso while making his MLB debut with SD.**

- With El Paso, produced a .296/.366/.515 slash line...led the club with 86 RBI and his ranked second in doubles (28) and third in walks (43)...also logged 50 extra-base hits.
- Started in all eight playoff games with El Paso and hit safely in six of the eight games, hitting .290 (9-for-31) with two doubles and two RBI.
- Produced a .344/.344/.750 slash line in 12 games with the Padres...logged five extra-base hits, four of which were home runs with one double.
- Recorded his first ML hit on 9/20 vs. ARI (a single in the second inning) and his first ML home run in the fifth inning...proceeded to hit safely in five of his next six starts, hitting .333 (8-for-24) with four home runs, six RBI and five runs scored.
- His first ML home run came in the third inning on 9/20 vs. ARI, an inning after teammate Rocky Gale also hit his first career homer... became just the second Padre rookie duo in club history to record their first big league home runs in the same game (first: Sandy Alomar Jr. and Phil Stephenson on 9/30/89 vs. SF), per ELIAS.
- The next day on 9/21 vs. COL, Villanueva recorded his second career multi-hit game and his first career multi-RBI game...before his homer, Franchy Cordero was the last Padre rookie to homer in consecutive games following the first of his career (6/12-13 of this season), per ELIAS.
- Hit his third and fourth homers on 9/24 vs. COL and 9/26 at LAD...among players who made their MLB debuts in 2017, he was the only player to hit four home runs in their first nine career games...he was the third Padre to ever accomplish the feat, joining Hunter Renfroe (2016) and Yasmani Grandal (2012).
- In his 12 MLB games from 9/18-10/1, Villanueva's .344 average was the second-highest among NL rookies and fourth-highest among all ML rookies...his four home runs were the most among NL rookies and fourth among ML rookies.

**2016: Missed the entire season with a fractured right fibula.**

- Was placed on the 15-day DL on 4/3 (retro 3/25) and was later transferred to the 60-day DL on 5/3.
- Signed by the Padres as a minor league free agent on 12/12.

**2015: Split the campaign between Tennessee (AA) and Iowa (AAA), batting a combined .257 (123-for-479) with 61 runs scored, 23 doubles, 20 home runs and 95 RBI in 129 total games.**

- Began the season with Tennessee hitting .208 (5-for-34) with two home runs and seven RBI in six games before being promoted to Iowa...hit .259 (118-for-455) with 56 runs, 23 doubles, 18 home runs and 88 RBI in 123 games with Iowa.
- Homered in four-straight games from 6/1-6/4...twice named Pacific Coast League Player of the Week: (6/1-7, .333, 4 HR, 12 RBI) and 7/13-19, .533, 2 2B, 3 HR).
- Recorded a season-high four hits twice: 5/22 and 5/24 vs. Memphis...had a multi-homer game on 7/17 vs. Memphis.

**2014: Split the season between Iowa (AAA) and Tennessee (AA), batting a combined .230 (105-for-457) with 53 runs scored, 38 doubles, 10 home runs and 58 RBI in 126 games.**

- Hit .211 (47-for-223) with 18 doubles, six home runs and 26 RBI in 64 games for Iowa.
- Hit .248 (58-for-234) with 20 doubles, four home runs and 32 RBI in 62 games with Tennessee.
- Spent time on the seven-day disabled list from 7/1-8 with a left calf strain while with Tennessee.
- Played in 49 games for Obregon of the Mexican Winter League, batting .241 (41-for-170) with 10 home runs and 25 RBI.

**2013: Spent the entire season with Tennessee (AA), hitting .261 (128-for-409) with 60 runs, 41 doubles, two triples, 19 home runs and 72 RBI in 133 games...named a Mid-Season and Post-Season Southern League All-Star.**

- Led the Southern League in doubles, total bases and extra-base hits (62)
- Named the Southern League Hitter of the Week (8/26 - 9/2), hitting .304 (7-for-23) with three home runs and six RBI.
- Hit .273 (56-for-205) with eight home runs and 61 RBI with runners on base...had two eight-game hitting streaks (5/7-15 and 7/22-29).
- Played in 32 games for Obregon of the Mexican Winter League, batting .227 (22-for-97) with six doubles, three home runs and eight RBI.

## QUICK HITS

- **Joined Rocky Gale as just the second Padre rookie duo to hit their first MLB home runs in the same game (September 20, 2017 vs. ARI).**
- **Among players who made their MLB debuts in 2017, he was the only player to hit four home runs in their first nine career games and the third Padre to ever accomplish the feat.**
- **MLB Debut:** September 18, 2017 vs. ARI
- **First MLB Hit:** April 20, 2017 vs. ARI, single off Robbie Ray



# PLAYERS

**2012: Split the campaign between Myrtle Beach (A) and Daytona (A), hitting a combined .279 (128-for-459) with 24 doubles, 14 home runs and 68 RBI in 125 games.**

- Acquired by CHC along with RHP Kyle Hendricks from TEX in exchange for RHP Ryan Dempster at the trade deadline on 7/31.
- Hit .250 (21-for-84) with five doubles, four home runs and nine RBI in 25 games with Dayton.
- Led Myrtle Beach in home runs (10) and hit-by-pitches (20) at the time of his trade...combined for 36 multi-hit games between Myrtle Beach and Daytona.
- Hit .326 (43-for-132) with RISP...appeared in 23 games for Obregon of the Mexican Winter League.

**2011: Spent the entire season with Hickory (A), hitting .278 (130-for-467) with 17 home runs, 84 RBI and 78 runs scored to go along with 32 stolen bases in 126 games...selected to both the Mid-Season and Post-Season South Atlantic League All-Star teams.**

- Started the season by hitting .338 (25-for-74) during the month of April.
- Put together a 15-game hitting streak from 4/17-5/5 where he batted .397 (23-for-58) with five doubles, two home runs and 11 RBI over that span.
- Ranked statistically as the top defensive third baseman in the league with a .942 fielding percentage.
- Ranked as the 14th-best prospect in the Arizona Fall League by *Baseball America* following the 2011 season.

**2010: Spent the entire season with the AZL Rangers (R) and hit a career-high .314 (59-for-188) with 14 doubles, two home runs and 35 RBI in 51 games.**

- Selected to the Arizona League Post-Season All-Star team.

**2009: Made his professional debut with the DSL Rangers (R) and hit .208 (5-for-24) with three RBI in eight games.**

## PERSONAL

Christian Ivan Villanueva...his all-time favorite baseball player is Chipper Jones...roots for Real Madrid...originally signed by Rangers scouts Bill McLaughlin and Mike Daly.

## CHRISTIAN VILLANUEVA'S CAREER BATTING RECORD

YR	CLUB	AVG	G	AB	R	H	2B	3B	HR	RBI	SH	SF	HP	BB	SO	SB	CS	OBP	SLG	E
2009	DSL Rangers (R)	.208	8	24	2	5	1	0	0	3	1	1	1	6	5	1	0	.375	.250	5
2010	AZL Rangers (R)	.314	51	188	30	59	14	1	2	35	2	3	4	13	42	6	2	.365	.431	11
2011	Hickory (A)	.278	126	467	78	130	30	3	17	84	0	13	12	37	86	32	6	.338	.465	20
2012	Myrtle Beach (A)	.285	100	375	45	107	19	1	10	59	1	5	20	24	83	9	9	.356	.421	0
	Daytona (A)	.250	25	84	14	21	5	0	4	9	0	0	1	10	24	5	2	.337	.452	3
2013	Tennessee (AA)	.261	133	490	60	128	41	2	19	72	3	6	9	34	117	5	7	.317	.469	24
2014	Tennessee (AA)	.248	62	234	31	58	20	0	4	32	1	2	3	19	42	0	1	.310	.385	13
	Iowa (AAA)	.211	64	223	22	47	18	0	6	26	1	1	2	21	64	2	1	.283	.372	6
2015	Tennessee (AA)	.208	6	24	5	5	0	0	2	7	0	0	0	4	5	0	0	.321	.458	1
	Iowa (AAA)	.259	123	455	56	118	23	2	18	88	4	9	5	35	80	2	3	.313	.437	20
2017	El Paso (AAA)	.296	109	398	69	118	28	2	20	86	1	6	6	43	83	4	2	.369	.528	7
	<b>SAN DIEGO</b>	<b>.344</b>	<b>12</b>	<b>32</b>	<b>5</b>	<b>11</b>	<b>1</b>	<b>0</b>	<b>4</b>	<b>7</b>	<b>0</b>	<b>0</b>	<b>0</b>	<b>10</b>	<b>0</b>	<b>0</b>	<b>0</b>	<b>.344</b>	<b>.750</b>	<b>0</b>
	<b>Major League Totals</b>	<b>.344</b>	<b>12</b>	<b>32</b>	<b>5</b>	<b>11</b>	<b>1</b>	<b>0</b>	<b>4</b>	<b>7</b>	<b>0</b>	<b>0</b>	<b>0</b>	<b>10</b>	<b>0</b>	<b>0</b>	<b>0</b>	<b>.344</b>	<b>.750</b>	<b>0</b>
	<b>Minor League Totals</b>	<b>.269</b>	<b>807</b>	<b>2962</b>	<b>412</b>	<b>796</b>	<b>199</b>	<b>11</b>	<b>102</b>	<b>501</b>	<b>14</b>	<b>46</b>	<b>63</b>	<b>246</b>	<b>631</b>	<b>66</b>	<b>33</b>	<b>.333</b>	<b>.447</b>	<b>125</b>

\*Led league +Tied for league lead @Rehab assignment

## CAREER FIELDING

POSITION	PCT.	G	PO	A	E	TC	DP
Third Base	1.000	9	4	11	0	15	2
<b>Career Totals</b>	<b>1.000</b>	<b>9</b>	<b>4</b>	<b>11</b>	<b>0</b>	<b>15</b>	<b>2</b>

## SINGLE-GAME HIGHS

HITTING STREAK.....Four games, September 23-26, 2017  
 HITS .....2, three times, last September 26, 2017 at Los Angeles (NL)  
 DOUBLES .....1, September 29, 2017 at San Francisco  
 RBI.....2, September 24, 2017 vs. Colorado  
 RUNS SCORED .....2, September 20, 2017 vs. Arizona  
 WALKS .....None  
 STRIKEOUTS.....3, September 30, 2017 at San Francisco  
 CAREER WALK-OFF HITS.....None

## HOME RUNS

CAREER MULTI-HOME RUN GAMES .....None  
 CAREER GRAND SLAMS .....None  
 CAREER PINCH-HIT .....None  
 CAREER WALK-OFF .....None  
 CAREER LEAD-OFF.....None

## CAREER TRANSACTIONS

2008.....Signed by the Texas Rangers as a non-drafted free agent, August 17.  
 2012.....Acquired by the Chicago Cubs from the Rangers along with P Kyle Hendricks in exchange for P Ryan Dempster, July 31.  
 2016.....Signed by the San Diego Padres as a minor league free agent, December 12.





# T.J. WEIR

RIGHT-HANDED PITCHER

@tjordanweir

89

BATS/THROWS: R/R

OPENING DAY AGE: 26

BORN: September 15, 1991 in Kokomo, IN

RESIDENCE: Kokomo, IN

ACQUIRED: Signed as a 17th-round selection in the 2014 First-Year Player Draft

HEIGHT/WEIGHT: 6-0/212

SERVICE TIME: 0.000

WEIR

## NON-ROSTER INVITEE

### CAREER

**2017: Split the season between Lake Elsinore (A) and San Antonio (AA), posting a combined 6-2 record and a 2.09 ERA (18 ER, 77.1 IP).**

- Made a career-high 46 appearances between the two clubs (two starts), and his 62 hits allowed this season were the fewest since he allowed 11 in 12 appearances in 2014 with the AZL Padres (R).
- Owned a 0.98 WHIP with the Storm and a 1.09 WHIP with the Missions.
- Made the third-most appearances of any reliever on the Missions' pitching staff (36).
- With San Antonio, made his first career postseason appearance on 9/8 at Midland...appeared in two games, tossing 2.2 innings of scoreless ball.
- Following the 2017 season, made five relief appearances in the Arizona Fall League for the league champion Peoria Javelinas and owned a 1.59 ERA (1 ER, 5.2 IP).

### QUICK HIT

- Following the 2017 season, made five relief appearances in the Arizona Fall League for the league champion Peoria Javelinas and owned a 1.59 ERA (1 ER, 5.2 IP).

**2016: Appeared in 34 games between Lake Elsinore (A) and San Antonio (AA), earning a 6-6 overall record and making career-high 10 starts.**

- Owned a 1.50 ERA (6 ER, 36.0 IP) while with the Storm and a 6.02 ERA (33 ER, 49.1 IP) with the Missions...his 1.50 mark with Lake Elsinore was the lowest ERA among all pitchers on the team who tossed at least 18.0 innings.
- Between the two clubs, posted a 5-1 record at home with a 2.43 ERA (11 ER, 40.2 IP), while holding opposing bats to a .188 average...went 1-5 with a 5.64 ERA (28 ER, 44.2) and a .305 opponent average in away games.
- Went 4-3 with a 5.36 ERA (30 ER, 50.1 IP) as a starter as opposed to 2-3 with a 2.31 ERA (9 ER, 35.0 IP) in relief.
- Earned California League Pitcher of the Week honors on 5/29.

**2015: Spent the entire season in Fort Wayne (A) and appeared in 37 games (three starts)...owned a 5-4 record, converted two of three save opportunities and fanned 84 batters.**

**2014: With the AZL Padres (R), appeared in 12 games in his first professional season and had a 0.42 ERA (1 ER, 21.2 IP) with 24 SO to six BB.**

### PERSONAL

Tyler Jordan Weir...is the son of Tim and Shelly...has a twin sister, Whitney...attended Ball State University (IN)...struck out 245 batters in collegiate career, which tied for the third highest total in Ball State history...his favorite movie is *Remember the Titans* and his favorite TV show is *Friends*...his all-time favorite baseball player is Derek Jeter.

### T.J. WEIR'S CAREER PITCHING RECORD

YR	CLUB	W-L	ERA	G	GS	CG	SHO	SV	IP	H	R	ER	HR	HB	BB	SO	WP	BK	AVG
2014	AZL Padres	2-0	0.42	12	6	0	0	0	21.2	11	2	1	0	0	6	24	1	1	.151
2015	Fort Wayne (A)	5-4	4.15	37	3	0	0	2	73.2	70	41	34	4	2	24	84	4	2	.247
2016	Lake Elsinore (A)	3-2	1.50	18	3	0	0	0	36.0	26	8	6	1	1	10	45	3	0	.205
	San Antonio (A)	3-4	6.02	16	7	0	0	0	49.1	54	35	33	6	2	19	45	5	0	.283
2017	Lake Elsinore (A)	1-0	1.86	10	0	0	0	0	19.1	14	6	4	0	0	5	22	4	0	.200
	San Antonio (AA)	5-2	2.17	36	2	0	0	0	58.0	48	18	14	4	2	15	57	4	0	.219
<b>Minor League Totals</b>		<b>19-12</b>	<b>3.21</b>	<b>129</b>	<b>21</b>	<b>0</b>	<b>0</b>	<b>2</b>	<b>258.0</b>	<b>223</b>	<b>110</b>	<b>92</b>	<b>15</b>	<b>7</b>	<b>79</b>	<b>277</b>	<b>21</b>	<b>3</b>	<b>.232</b>

\*Led league +Tied for league lead @Rehab assignment

### CAREER TRANSACTIONS

2014.....Signed by the San Diego Padres as a 17th-round selection in the First-Year Player Draft.



# PLAYERS

@RowanWick



## ROWAN WICK

# 92

RIGHT-HANDED PITCHER

**BATS/THROWS:** L/R

**HEIGHT/WEIGHT:** 6-3/234

**OPENING DAY AGE:** 25

**SERVICE TIME:** 0.000

**BORN:** November 9, 1992 in North Vancouver, Canada

**RESIDENCE:** Vancouver, British Columbia, CAN

**ACQUIRED:** Claimed off waivers from STL: February 16, 2018

### CAREER

**2017: Combined with Memphis (AAA), Springfield (AA) and the GCL Cardinals (R) to post a 2-1 record with a 3.19 ERA and six saves in 34 relief appearances.**

- Began the season with Memphis and went 1-1 with a 5.52 ERA (9 ER, 14.2 IP) from 4/7-5/29 across 12 relief outings
- Made two separate stints on the seven-day DL with right shoulder tendonitis (5/12-25) and right bicep tendonitis (6/1-7/10).
- Sent on a rehab assignment to the GCL Cards pm 6/3 for three relief appearances before being assigned to Springfield on 7/10.
- Converted all five of his saves opportunities in Springfield with a 2.08 ERA...scoreless in 14 of his 16 outings and limited hitters to a .208 average.
- Recalled by Memphis on 9/2 and made two relief appearances in the PCL playoffs, going 1-0 with a 6.75 ERA and three strikeouts.
- Pitched on consecutive days only once during the season while on rehab in the Gulf Coast League (7/8-9).
- Represented Canada in the World Baseball Classic in March and made two relief appearances with a 5.40 ERA (1 ER, 1.2 IP).

**2016: In his first full professional season, made 44 relief appearances between Palm Beach (A) and Springfield (AA).**

- Combined to post a 2-0 record with a 2.64 ERA over 44.1 IP with 57 SO against 20 BB.
- Ranked among the STL minor league leaders in SO/9 IP (11.57, 4th) and appearances (44, T-9th).
- Earned his first professional win in his season debut on 4/7 vs. Charlotte with a scoreless inning of relief.
- Nailed down six saves over his final nine appearances in Palm Beach and was promoted to Springfield on 6/21
- Limited right-handed batters to a .163 BA (16-for-98) without a home run and 34 SO.
- Made nine relief appearances for Glendale in the Arizona Fall League going 0-1 with a 4.50 ERA in 10.0 IP and eight strikeouts...made a relief appearance in the Rising Stars All-Star Game and threw 0.2 of a scoreless inning.

**2015: Converted to pitcher after playing in 33 games at Palm Beach (A) in the outfield, where he was hitting .198 that season and was a career .248 hitter (166-got-670).**

- Made three pitching appearances in the Gulf Coast League, tossing a total of 2.0 innings and allowing two runs.

**2014: Split the season between State College (A) and Peoria (A), posting a career-high .292 average (76-for-260) with 16 doubles, three triples, 20 home runs and 60 RBI.**

- Ranked seventh in slugging percentage (.608) among all minor league players and eighth with 13.00 at bats per home run.
- Set the State College franchise home run record with 10 in his first 19 games of the season.
- Tied for the New York-Penn League lead with 14 home runs and three intentional walks.
- Led all STL minor leaguers in slugging (.608) and OPS (.990)...ranked eighth in batting average (.292), tied for third in home runs (20) and tied for fifth in RBI (60).
- Named New York-Penn League Player of the Week from 6/13-23, batting .343 (12-35) with seven home runs, 11 RBI and nine runs scored.
- Reached base safely via hit or walk in 34 of 35 games at State College.
- Named as a *Baseball America* Short-Season All-Star and an MiLB.com Organizational All-Star for STL.
- Honored with the MiLB Joe Bauman Home Run Award for short season players, given to the minor leaguer who hit the most regular season home runs in their class that year.

**2013: Spent the entire season in Johnson City (R), producing a .256/.354/.464 slash line in 56 games played.**

- Tied for the second-most home runs in the Appalachian League (10).
- Ranked seventh among STL minor leaguers with a .464 slugging percentage.
- Earned Post-Season All-Star honors for his Appalachian League performance.

**2012: Played in 23 games for the GCL Cardinals (R), starting 12 behind the plate.**

- Hit his first professional home run vs. the GCL Nationals on 8/7 a solo shot off Daury Vasquez.
- Posted an RBI in four straight games from 7/31-8/7.

### QUICK HITS

- Represented Canada in the 2017 World Baseball Classic.
- Converted from outfield to pitcher in 2015 after playing in 33 games at Palm Beach (A) in the outfield.
- In 2014, led all St. Louis minor leaguers in slugging (.608) and OPS (.990).
- Honored with the MiLB Joe Bauman Home Run Award for short season players in 2014, given to the minor leaguer who hit the most regular season home runs in their class that year.

## PERSONAL

Rowan D. Wick...is the son of Clayton and Elaine...Clayton was 31-year fire captain...has one sister, Alison and a pet dog named Farley...represented Canada in the 2017 World Baseball Classic...played for the Canadian Junior National Team at the 2010 IBAF World Baseball Championships, batting .310 (9-29) with three doubles, two home runs and six RBI in eight games...was selected by the Milwaukee Brewers in the 19th round of the 2010 First-Year Player Draft but did not sign...his favorite TV show is *That '70s Show* and roots for the Vancouver Canucks.

## ROWAN WICK'S CAREER PITCHING RECORD

YR	CLUB	W-L	ERA	G	GS	CG	SHO	SV	IP	H	R	ER	HR	HB	BB	SO	WP	BK	AVG
2015	GCL Cardinals (R)	0-1	9.00	3	0	0	0	0	2.0	4	2	2	0	0	2	1	1	0	.400
2016	Palm Beach (A)	2-0	1.09	23	0	0	0	6	24.2	16	4	3	0	0	6	37	2	1	.178
	Springfield (AA)	0-0	4.12	21	0	0	0	0	19.2	14	9	9	1	1	14	20	3	0	.197
2017	GCL Cardinals (R)	0-0	0.00	4	0	0	0	0	4.0	0	0	0	0	0	1	8	0	0	.000
	Springfield (AA)	0-0	2.08	16	0	0	0	5	21.2	16	5	5	1	1	11	17	1	2	.208
	Memphis (AAA)	2-1	5.40	14	0	0	0	1	16.2	16	11	10	2	1	7	17	1	0	.242
<b>Minor League Totals</b>		<b>4-2</b>	<b>2.94</b>	<b>81</b>	<b>0</b>	<b>0</b>	<b>0</b>	<b>12</b>	<b>88.2</b>	<b>66</b>	<b>31</b>	<b>29</b>	<b>4</b>	<b>3</b>	<b>41</b>	<b>100</b>	<b>8</b>	<b>3</b>	<b>.203</b>

\*Led league +Tied for league lead @Rehab assignment

## CAREER BATTING RECORD

YR	CLUB	AVG	G	AB	R	H	2B	3B	HR	RBI	SH	SF	HP	BB	SO	SB	CS	OBP	SLG
<b>Minor League Totals</b>		<b>.247</b>	<b>206</b>	<b>672</b>	<b>98</b>	<b>166</b>	<b>37</b>	<b>6</b>	<b>34</b>	<b>119</b>	<b>1</b>	<b>4</b>	<b>11</b>	<b>72</b>	<b>237</b>	<b>9</b>	<b>6</b>	<b>.328</b>	<b>.472</b>

## CAREER TRANSACTIONS

2012.....Selected by the St. Louis Cardinals in the ninth round of the First-Year Player Draft.

2018.....Claimed off waivers by the San Diego Padres from the St. Louis Cardinals, February 16.



## BRAD WIECK

LEFT-HANDED PITCHER

@WieckBrad  
**91**

**BATS/THROWS:** L/L

**OPENING DAY AGE:** 26

**BORN:** October 14, 1991 in Amarillo, TX

**RESIDENCE:** Amarillo, TX

**ACQUIRED:** From NYM with Cory Mazzoni as a player to be named later in exchange for Alex Torres, June 13, 2015

**HEIGHT/WEIGHT:** 6-9/255

**SERVICE TIME:** 0.000

### CAREER

**2017: Appeared in 31 games for San Antonio (AA) and nine games for El Paso (AAA), combining for a 2-1 record and a 4.06 ERA (17 ER, 37.2 IP).**

- Converted seven of his eight save opportunities with the Missions and posted a 2.64 ERA (9 ER, 30.2 IP) in his 31 appearances (all in relief).
- Made his Triple-A debut on 6/27 vs. Sacramento (1.0 IP, 2 H, ER, SO, BB).
- Worked a total of 7.0 IP for the Chihuahuas and posted a 10.29 ERA with eight SO and 10 BB.
- In the Missions' playoff run, made his first career postseason appearance on 9/7 vs. Midland...worked 1.0 IP without allowing a hit...in his second appearance on 9/9 at Midland, tossed 0.1 inning while allowing three runs (all earned) and three walks.

### QUICK HIT

- Named a California League Mid-Season All-Star for Lake Elsinore in 2016.

**2016: Split the season between Lake Elsinore (A) and San Antonio (AA), pitching to a combined 4-1 record in 41 relief appearances, posting a 1.17 ERA (8 ER, 61.1 IP) with 93 SO to 24 BB and a .202 opponents' average.**

- Named a California League Mid-Season All-Star for Lake Elsinore
- Missed some time with San Antonio while on the seven-day DL from 8/16-9/2.

**2015: Began the season with Savannah (A) before being traded to SD and splitting the remainder of the season between Fort Wayne (A) and Lake Elsinore (A).**

- Pitched to a 7-11 record in 23 combined starts for Savannah, Fort Wayne and Lake Elsinore, posting a 4.09 ERA (56 ER, 123.1 IP) with 139 strikeouts SO against 40 BB.
- Acquired by SD as a PTBNL along with RHP Cory Mazzoni from NYM in exchange for LHP Alex Torres.
- Placed on the seven-day DL while with Lake Elsinore from 9/3-28, missing the remainder of the season.

**2014: Made his professional debut with Brooklyn (A), making 16 relief appearances and posting a 1-1 record with a 1.40 ERA (4 ER, 25.2 IP) and 39 strikeouts against six walks while limiting opponents to a .181 batting average.**

### PERSONAL

Bradley Michael Wieck...son of Mike and Letha Wieck...attended Oklahoma City University where he pitched three complete games in 2013...also attended Frank Phillips College (TX) before transferring to Oklahoma City...pitched four complete games with Frank Phillips and made first-team Western Junior College Athletic Conference (2012)...attended Amarillo San Jacinto Christian High School (TX).

### BRAD WIECK'S CAREER PITCHING RECORD

YR	CLUB	W-L	ERA	G	GS	CG	SHO	SV	IP	H	R	ER	HR	HB	BB	SO	WP	BK	AVG
2014	Brooklyn (A)	1-1	1.40	16	0	0	0	0	25.2	17	6	4	1	1	6	39	3	0	.181
2015	Lake Elsinore (A)	2-6	5.21	11	11	0	0	0	57.0	61	37	33	6	1	26	53	5	0	.279
	Savannah (A)	3-5	3.21	10	10	0	0	0	56.0	54	23	20	2	4	21	74	6	0	.256
	Fort Wayne (A)	2-0	2.61	2	2	0	0	0	10.1	8	3	3	0	2	3	12	1	0	.205
2016	San Antonio (AA)	1-0	0.44	15	0	0	0	0	20.1	10	1	1	0	2	8	31	2	0	.152
	Lake Elsinore (A)	3-1	1.54	26	0	0	0	1	41.0	34	9	7	0	3	16	62	4	0	.224
2017	El Paso (AAA)	0-0	10.29	9	0	0	0	0	7.0	11	9	8	1	2	10	8	3	0	.344
	San Antonio (AA)	2-1	2.64	31	0	0	0	7	30.2	21	12	9	1	2	13	51	0	0	.191
	AZL Padres 2 (R)	0-0	0	1	0	0	0	0	1.0	0	0	0	0	0	0	2	0	0	.000
<b>Minor League Totals</b>		<b>14-14</b>	<b>3.07</b>	<b>121</b>	<b>23</b>	<b>0</b>	<b>0</b>	<b>1</b>	<b>249.0</b>	<b>216</b>	<b>100</b>	<b>85</b>	<b>11</b>	<b>17</b>	<b>103</b>	<b>332</b>	<b>24</b>	<b>0</b>	<b>.233</b>

\*Led league +Tied for league lead @Rehab assignment

### CAREER TRANSACTIONS

2012.....Selected by the Philadelphia Phillies as a 29th-round selection in the First-Year Player Draft (did not sign).

2014.....Signed by the New York as a seventh-round selection in the First-Year Player Draft.

2015.....Acquired from the New York Mets (June 13, 2015) along with Cory Mazzoni as a player to be named later in exchange for LHP Alex Torres, March 30.



## TOM WILHELMSEN

RIGHT-HANDED PITCHER

BATS/THROWS: R/R

OPENING DAY AGE: 34

BORN: December 16, 1983 in Tucson, AZ

RESIDENCE: Peoria, AZ

ACQUIRED: Signed as a minor league free agent: February 5, 2018

HEIGHT/WEIGHT: 6-6/235

SERVICE TIME: 5.148

### NON-ROSTER INVITEE

### CAREER

**2017: Made 27 relief appearances out the ARI bullpen, going 1-1 with a 4.44 ERA (13 ER, 26.1 IP).**

- Made the ARI Opening Day roster and was scoreless in nine of his 12 outings in April with three holds and a 4.35 ERA (5 ER, 10.1 IP).
- Scoreless in nine of his remaining 15 outings with a 4.50 ERA (8 ER, 16.0 IP) from 5/3-6/9 before being designated for assignment by ARI on 6/11.
- Signed by MIL to a minor league contract 6/22 and made 16 relief appearances for Colorado Springs (AAA) with a 13.15 ERA (19 ER, 13.0 IP)...released by MIL on 8/5.

**2016: Combined to go 2-4 with a save and a 6.80 ERA (35 ER, 46.1 IP) in 50 games between TEX and SEA...also appeared in five Triple-A games between Tacoma and Round Rock.**

- Was 2-3 with a 10.55 ERA (25 ER, 21.1 IP) in 21 games with TEX and 0-1 with a save and a 3.60 ERA in 29 games with SEA.
- Outrighted on 6/16 by TEX and elected free agency...signed by SEA as a free agent on 6/22.
- Placed on the 15-day DL from 8/26-9/10 with a sciatic nerve irritation and returned to make seven relief appearances.

**2015: Pitched in 53 games with SEA, going 2-2 with 13 saves and a 3.19 ERA (22 ER, 62.0 IP)...also made four scoreless appearances with Tacoma (4.0 IP).**

- Converted 13-of-15 save opportunities, including his first 12.
- Limited right-handed hitters to a .189 average (25-for-132).
- Placed on the 15-day DL from 8/26-9-10 with a hyperextended right elbow.
- Acquired by TEX along with OFs James Jones and Patrick Kivlehan for OF Leonys Martin and RHP Anthony Bass on 11/16.

**2014: Went 3-2 with a save and a career-low 2.27 ERA (20 ER, 79.1 IP) in 57 games (two starts) with SEA.**

- Ranked sixth among AL leaders in IP (75.1) and opponent average (.169).
- Went 0-1 with a 6.75 ERA (3 ER, 4.0 IP) in his two starts...his first ML start came on 7/10 vs. MIN (1 ER, 2.2 IP).
- Tossed a career-high 4.0 IP in relief on 7/18 at LAA.
- Spent the majority of the season with SEA, going 0-3 with 24 saves and a 4.12 ERA (27 ER, 59.0 IP) in 59 appearances.

**2013: Spent the majority of the season with SEA, going 0-3 with 24 saves and a 4.12 ERA (27 ER, 59.0 IP) in 59 appearances...also appeared in eight games (two starts) with Tacoma.**

- Limited right-handers to a .145 average, fourth-lowest in MLB (min. 100 AB).
- Converted his first 11 save opportunities...retired the first 33 right-handed batters he faced (4/4-5/30).

**2012: Established career highs in wins (four), saves (29), appearances (73) and strikeouts (87) in his second season with SEA.**

- Ranked among AL relief leaders in innings pitched (3rd), strikeouts (T-4th), saves (T-7th) and appearances (T-7th).
- Struck out at least one batter in 60 of his 73 outings, second-most among all relievers behind CIN's Aroldis Chapman (62).
- Pitched 2.0 scoreless innings to earn the win in Seattle's opener on 3/28 vs. Tokyo.
- Tied for fourth in the AL in saves after registering his first career save on 6/4 at LAA.
- Posted a 19-game scoreless streak from 5/25-7/17 (23.0 IP)...his 24.0-scoreless inning streak from 5/25-7/20 was tied for second-longest in club history.
- Threw a perfect ninth inning to earn the save in SEA's combined no-hitter on 6/8 vs. LAD.

**2011: Made his first career Opening Day roster with SEA and went 2-0 with a 3.31 ERA (12 ER, 32.2 IP) in 25 games...also made 14 appearances (12 starts) with Jackson (AA), going 4-5 with a 6.68 ERA (37 ER, 60.2 IP).**

- Tossed 1.0 scoreless frame in his MLB debut on 4/3 at OAK.
- Recorded his first career win on 8/15 vs. TOR (0 ER, 1.0 IP).

**2010: Went 7-1 with 2.19 ERA (18 ER, 74.0 IP) in 15 games (12 starts) between the AZL Mariners (R), Everett (A) and Singleton (A)**

- Earned back-to-back Midwest League Pitcher of the Week honors (8/2-9, 8/9-16).
- Pitched with Peoria in the Arizona Fall League.
- Signed by Seattle as a minor league free agent on 2/26.

### QUICK HITS

- Has limited right-handed hitters to a .210 average (164-for-781) in his big league career (2011-17).

- Threw a perfect ninth inning to earn the save in the Mariners' combined no-hitter on June 8, 2012 vs. the Dodgers.

- MLB Debut: April 3, 2011 at Oakland

- First MLB Win: August 15, 2011 vs. Toronto

- First MLB Save: June 4, 2012 at Los Angeles (AL)





# PLAYERS

**2009:** Made 11 relief appearances for two saves and a 6.17 ERA (8 ER, 11.2 IP) for Tucson of the independent Golden Baseball League.

- Suffered a pinched nerve in the back of his right shoulder in July and missed the remainder of the season.

**2005:** Retired during the Brewers' extended Spring Training.

**2004:** Missed the entire season after being suspended for a violation of the club's drug prevention program.

**2003:** Combined to go 5-6 with a 2.84 ERA (29 ER, 92.0 IP) in 17 starts with the AZL Brewers (R) and Beloit (A).

## PERSONAL

Thomas Mark Whilhelmsen...is the son of John and Joanne...has one brother, Erik...he and his wife, Cassie, have two children: Hahna and Kai...has a dog named Lou Dog...did not pitcher for a Major League organization from 2005-09 and bartended at The Hut, a tiki bar in Tucson while also travelling extensively in the United States and Europe during that span...a 2002 graduate of Tucson Magnet High School...his all-time favorite baseball player is Nolan Ryan and he roots for the New York Giants...originally signed by Brewers' Scout Brian Johnson.

## TOM WILHELMSSEN'S CAREER PITCHING RECORD

YR	CLUB	W-L	ERA	G	GS	CG	SHO	SV	IP	H	R	ER	HR	HB	BB	SO	WP	BK	AVG
2003	AZL Brewers (R)	0-1	4.50	2	2	0	0	0	4.0	5	2	2	0	1	4	4	0	0	.313
2003	Beloit (A)	5-5	2.76	15	15	1	0	0	88.0	78	35	27	6	4	27	63	2	0	.241
2010	AZL Mariners (R)	0-0	0.60	5	3	0	0	0	15.0	4	1	1	0	1	2	2	2	0	.078
	Everett (A)	1-0	3.68	3	3	0	0	0	14.2	14	6	6	1	1	2	14	2	0	.255
	Clinton (A)	6-1	2.23	7	6	1	0	0	44.1	33	16	11	1	2	15	37	4	0	.198
2011	Jackson (AA)	4-5	5.49	14	12	0	0	0	60.2	66	45	37	8	7	26	40	6	1	.282
	SEATTLE	2-0	3.31	25	0	0	0	0	32.2	25	13	12	2	2	13	30	6	1	.210
2012	SEATTLE	4-3	2.50	73	0	0	0	29	79.1	59	24	22	5	2	29	87	3	0	.202
2013	Tacoma (AAA)	0-1	10.50	8	2	0	0	0	12.0	19	14	14	3	2	5	15	5	0	.380
	SEATTLE	0-3	4.12	59	0	0	0	24	59.0	45	28	27	2	1	33	45	6	0	.213
2014	SEATTLE	3-2	2.27	57	2	0	0	1	79.1	47	22	20	6	2	36	72	4	0	.171
2015	Tacoma (AAA)	0-0	0.00	4	0	0	0	1	4.0	3	0	0	0	0	2	2	0	0	.214
	SEATTLE	2-2	3.19	53	0	0	0	13	62.0	56	24	22	3	2	29	60	2	0	.246
2016	Round Rock (AAA)	0-1	1.13	5	0	0	0	0	8.0	5	1	1	1	0	1	5	0	0	.172
	TEXAS	2-3	10.55	21	0	0	0	0	21.1	38	25	25	7	2	9	11	0	0	.392
	Tacoma (AAA)	0-0	3.00	2	0	0	0	0	3.0	2	1	1	0	0	0	2	0	0	.182
	SEATTLE	0-1	3.60	29	0	0	0	1	25.0	22	10	10	4	0	10	17	0	0	.244
2017	ARIZONA	1-1	4.44	27	0	0	0	0	26.1	25	13	13	4	1	12	17	7	0	.253
	Colorado Springs (AAA)	0-1	13.15	16	0	0	0	0	13.0	27	21	19	3	2	7	11	4	0	.435
	Minor League Totals	16-15	4.02	81	43	2	0	1	266.2	256	142	119	23	20	91	215	25	1	.253
	Major League Totals	14-15	3.53	344	2	0	0	68	385.0	317	159	151	33	12	171	339	28	1	.225

\*Led league +Tied for league lead @Rehab assignment

## CAREER BATTING RECORD

YR	CLUB	AVG	G	AB	R	H	2B	3B	HR	RBI	SH	SF	HP	BB	SO	SB	CS	OBP	SLG
Major League Totals		.000	27	1	0	0	0	0	0	0	0	0	0	0	1	0	0	.000	.000

## CAREER FIELDING

POSITION	PCT.	G	PO	A	E	TC	DP
Pitcher	.922	344	27	44	6	77	3

## SINGLE-GAME HIGHS

INNINGS PITCHED.....4.0 IP, last: July 18, 2014 at Los Angeles (AL)  
 LOW-HIT COMPLETE GAME.....None  
 STRIKEOUTS.....June 12, 2015 at Houston  
 MOST HITS ALLOWED.....9, June 13, 2016 at Oakland  
 MOST RUNS ALLOWED.....6, June 13, 2016 at Oakland  
 MOST WALKS ALLOWED.....4, May 24, 2014 vs. Houston  
 MOST HOME RUNS ALLOWED.....2, four times, last: August 21, 2016 vs. Milwaukee  
 CAREER WINNING STREAK.....None  
 CAREER 10-STRIKEOUT GAMES.....None  
 CAREER HOME RUNS HIT.....None

## CAREER TRANSACTIONS

2002.....Signed by the Milwaukee Brewers as a seventh-round selection in the First-Year Player Draft.  
 2010.....Signed by the Seattle Mariners as a minor league free agent, February 26  
 2015.....Acquired by the Texas Rangers along with OFs James Jones and Patrick Kivlehan for OF Leonys Martin and RHP Anthony Bass, November 16.  
 2016.....Signed by the Seattle Mariners as a free agent, June 22  
 2017.....Signed by the Arizona Diamondbacks as a minor league free agent, February 10.  
 2018.....Signed by the San Diego Padres as a minor league free agent, February 5.

@treywing16

## TREY WINGENTER

78

RIGHT-HANDED PITCHER

BATS/THROWS: R/R

HEIGHT/WEIGHT: 6-7/235

OPENING DAY AGE: 23

SERVICE TIME: 0.000

BORN: April 15, 1994 in Huntsville, AL

RESIDENCE: Madison, AL

ACQUIRED: Signed as a 17th-round selection in the 2015 First-Year Player Draft



WINGENTER

## NON-ROSTER INVITEE

## CAREER

**2017: Spent the entire regular season with San Antonio (AA), earning several league honors throughout the year.**

- Led the Texas League in saves after converting 20 of his 26 save opportunities and ranked second in games finished (37).
- Named an MiLB.com Organizational All-Star for San Diego as well as a Texas League Mid-Season and Post-Season All-Star.
- Limited right-handed hitters to a .194 batting average while lefties hit just .192 against him.
- Posted a 1-1 record over 24 games at home with a 0.81 ERA (2 ER, 22.1 IP) and 35 SO against six BB.
- Received the first postseason action of his career, tossing a scoreless ninth inning to earn the save in the Missions' 4-3 Game 2 victory to even the series against three-time defending champion Midland...blew the save in the club's 6-3 Game 4 loss, allowing two earned runs without recording an out.
- Promoted to El Paso (AAA) for their postseason run, tossing 3.0 scoreless innings over three appearances, allowing just one hit while striking out five and walking two.

## QUICK HITS

- Named an Organization All-Star for San Diego by MiLB (2017).
- Named a Texas League Mid-Season and Post-Season All-Star for San Antonio (2017).

**2016: Split the season between Fort Wayne (A), Lake Elsinore (A) and San Antonio (AA), pitching to a combined 3-1 record and a 1.70 ERA (11 ER, 58.1 IP) with 65 SO against 20 BB over 39 relief appearances**

- Did not allow an earned run in his first eight appearances between Lake Elsinore and Fort Wayne.
- Went 2-0 over 16 appearances on the road with Lake Elsinore with a 1.17 ERA (3 ER, 23.0 IP) while he was 0-1 with a 2.95 ERA (7 ER, 21.1 IP) over 14 games at home.
- Twice tossed a career-high 3.0 scoreless innings.

**2015: Split his first professional season between the AZL Padres (R) and Tri-City (A), posting a combined 1-2 record with a 7.23 ERA (15 ER, 18.2 IP) over 12 relief appearances.**

- Earned his first professional win on 8/24 vs. AZL Brewers, working 2.0 scoreless innings in relief.
- Held opponents scoreless in four of his last five outings on the season.

## PERSONAL

Anthony (Trey) James Wingenter...son of Tony and Rhonda...has one sister, Kathryn...one of his grandfathers served in the US Army...attended Auburn University (AL) where he struck out 22 batters in 24.1 IP during his sophomore year (2014)...graduated from Bob Jones High School (AL) where he threw five shutouts and three no-hitters...named 2012 Huntsville Pitcher of the Year and 2012 ASWA All-State 6A First Team Pitcher...has a dog named Lucy...enjoys listening to Pearl Jam...his favorite TV show is *Westworld* and his favorite movie is *Pulp Fiction*...is a fan of Samuel L. Jackson movies...roots for the Carolina Panthers.

## TREY WINGENTER'S CAREER PITCHING RECORD

YR	CLUB	W-L	ERA	G	GS	CG	SHO	SV	IP	H	R	ER	HR	HB	BB	SO	WP	BK	AVG
2015	AZL Padres	1-1	2.79	6	0	0	0	0	9.2	10	7	3	0	1	3	5	4	0	.250
	Tri-City (A)	0-1	12.00	6	0	0	0	0	9.0	14	12	12	0	0	4	11	0	0	.350
2016	Fort Wayne (A)	1-0	0.82	8	0	0	0	4	11.0	6	3	1	0	1	2	14	1	1	.162
	San Antonio (AA)	0-0	0.00	1	0	0	0	1	3.0	0	0	0	0	0	1	5	1	0	.000
	Lake Elsinore (A)	2-1	2.03	30	0	0	0	4	44.1	36	10	10	0	3	17	46	2	0	.229
2017	San Antonio (AA)	2-1	2.45	49	0	0	0	20	47.2	33	16	13	6	2	19	64	6	0	.193
<b>Minor League Totals</b>		<b>6-4</b>	<b>2.82</b>	<b>100</b>	<b>0</b>	<b>0</b>	<b>0</b>	<b>29</b>	<b>124.2</b>	<b>99</b>	<b>48</b>	<b>39</b>	<b>6</b>	<b>7</b>	<b>46</b>	<b>145</b>	<b>14</b>	<b>1</b>	<b>.218</b>

\*Led league +Tied for league lead @Rehab assignment

## CAREER TRANSACTIONS

2012.....Selected by Seattle in the 36th round of the First-Year Player Draft (did not sign).  
 2015.....Signed by the Padres as a 17th-round selection in the First-Year Player Draft.



@eyards29

# 91



## ERIC YARDLEY

RIGHT-HANDED PITCHER

BATS/THROWS: R/R

OPENING DAY AGE: 27

BORN: August 18, 1990 in Richland, WA

RESIDENCE: Seattle, WA

ACQUIRED: Signed as a non-drafted free agent: July 21, 2013

HEIGHT/WEIGHT: 6-1/175

SERVICE TIME: 0.000

### NON-ROSTER INVITEE

#### CAREER

**2017: Split the season between El Paso (AAA) and San Antonio (AA), posting a combined 2.05 ERA (16 ER, 70.1 IP).**

- Converted six of 10 save opportunities between the two clubs, appearing in 49 games (all in relief).
- Fanned a career-high 60 batters (52 with the Missions and eight with the Chihuahuas).
- Named a Texas League Mid-Season All-Star...prior to the All-Star game, owned a 3-0 record and a 2.21 ERA in 25 appearances.
- His 2.05 ERA is the second-best mark in a single season (behind his 1.89 ERA in 2013 with the AZL Padres...in each of his five professional seasons, he has yet to have an ERA over 3.00).
- Posted a 1.04 WHIP while with San Antonio and a 0.89 WHIP with El Paso.
- Allowed just 20 runs to score and 16 earned runs, his best marks since his first professional season in 2013 with the AZL Padres, when he allowed five runs and four earned runs in 12 appearances.
- Following the season, made 18 relief appearances for Gigantes del Cibao of the Dominican Winter League, posting a 2-1 record with a 0.48 ERA (1 ER, 18.2 IP).

#### QUICK HITS

- Named a 2017 Texas League Mid-Season All-Star...prior to the All-Star game, owned a 3-0 record and a 2.21 ERA in 25 appearances.
- Named a California League Mid-Season All-Star in 2015.

**2016: Appeared in 12 games with San Antonio (AA) and 37 games with El Paso (AAA), owning a cumulative 2.93 ERA (23 ER, 70.2 IP).**

- Tossed a career-high 70.2 innings between the two clubs.
- While with El Paso, had a 1.42 ERA (4 ER, 25.1 IP) on the road and a 4.13 ERA (13 ER, 28.1 IP) at home.
- Tossed a career-high 5.0 innings on 7/24 at Sacramento...allowed just two hits and not a single earned run...also fanned a career-high five batters in the game.
- Yardley's 2.85 ERA in 37 games with El Paso was the lowest mark on the pitching staff (among those who made at least 10 appearances).

**2015: Owned a 2.97 ERA (22 ER, 66.2 IP) between Lake Elsinore (A) and San Antonio (AA) in 52 total appearances.**

- Named a California League Mid-Season All-Star...had a 3.94 ERA (13 ER, 29.2 IP) with 25 strikeouts across 26 games.
- His 16 saves (all with the Storm) set a career-high in a season.
- Named to the Arizona Fall League's Rising Stars game after the season.

**2014: Appeared in 42 games with Fort Wayne (A) and four games with San Antonio (AA), fostering a 2.95 ERA (21 ER, 64.0 IP) and fanning 59 batters.**

**2013: Spent his first professional season with the AZL Padres (R), going 2-0 with a 1.89 ERA (4 ER, 19.0 IP) in 12 appearances.**

#### PERSONAL

Eric Christian Yardley...is the son of Chris and Michelle Yardley...has one brother, Brian, who played collegiate baseball at Gonzaga University...was a three-year varsity letter winner for the Richland (WA) High School Bombers...played four years and majored in education at Seattle University...after going undrafted in 2013, was going to pursue a Masters degree...drove 20 hours to New Mexico to play in the Independent Pecos League...played for the Taos Blizzard and Trinidad Triggers...his favorite TV show is *How I Met Your Mother* and his favorite actor is Mark Wahlberg...roots for the Seattle Seahawks...originally signed by Padres scout Justin Baughman.

#### ERIC YARDLEY'S CAREER PITCHING RECORD

YR	CLUB	W-L	ERA	G	GS	CG	SHO	SV	IP	H	R	ER	HR	HB	BB	SO	WP	BK	AVG
2013	AZL Padres	2-0	1.89	12	0	0	0	2	19.0	15	5	4	0	1	2	18	1	0	.205
2014	San Antonio (AA)	0-0	3.00	4	0	0	0	0	6.0	3	2	2	0	1	4	7	0	0	.150
	Fort Wayne (A)	2-4	2.95	42	0	0	0	3	58.0	48	24	19	1	4	10	52	1	0	.218
2015	Lake Elsinore (A)	2-4	2.72	47	0	0	0	16	59.2	66	20	18	2	4	14	49	2	0	.284
	San Antonio (AA)	0-1	5.14	5	0	0	0	0	7.0	10	4	4	2	0	2	1	0	0	.385
2016	San Antonio (AA)	0-2	3.18	12	0	0	0	1	17.0	17	7	6	0	2	3	10	0	0	.274
	El Paso (AAA)	3-0	2.85	37	2	0	0	3	53.2	58	19	17	5	1	13	37	0	0	.286
2017	San Antonio (AA)	3-1	2.05	44	0	0	0	6	61.1	52	18	14	2	3	12	52	0	0	.227
	El Paso (AAA)	0-1	2.00	5	0	0	0	0	9.0	7	2	2	2	1	1	8	0	0	.226
<b>Minor League Totals</b>		<b>12-13</b>	<b>2.66</b>	<b>208</b>	<b>2</b>	<b>0</b>	<b>0</b>	<b>31</b>	<b>290.2</b>	<b>276</b>	<b>101</b>	<b>86</b>	<b>14</b>	<b>17</b>	<b>61</b>	<b>234</b>	<b>4</b>	<b>0</b>	<b>.252</b>

\*Led league +Tied for league lead @Rehab assignment

#### CAREER TRANSACTIONS

2013.....Signed by San Diego as a non-drafted free agent, July 21.



# KIRBY YATES

RIGHT-HANDED PITCHER

@KauaiKirby39

39

BATS/THROWS: L/R

OPENING DAY AGE: 31

BORN: March 25, 1987 in Lihue, HI

RESIDENCE: Koloa, HI

ACQUIRED: Claimed off waivers from LAA: April 26, 2017

HEIGHT/WEIGHT: 5-10/203

SERVICE TIME: 3.021

YATES

## CAREER

**2017: Split the season between Salt Lake (AAA), LAA and SD, setting career bests in a multitude of categories.**

- Began the season with Salt Lake and made six relief appearances, posting a 2.57 ERA with 14 SO against three BB.
- Selected to LAA on 4/22 and made his Angels debut that same day vs. TOR, allowing two earned runs.
- Designated for assignment by LAA the following day on 4/23 and claimed off waivers by SD on 4/26.
- Went on to set career bests with the Padres in ERA (3.72), WHIP (1.10), strikeouts (87) appearances (61) and IP (55.2).
- His 20 holds led the SD bullpen...also inherited 16 runners this season and allowed only one of them to score, posting a 6.3 inherited runners scoring percentage...also had 14.07 SO/9.0 IP ratio, the most of any Padres reliever.
- His 3.72 ERA (23 ER, 55.2 IP) was the third-best ERA among qualifying Padres relievers.
- Allowed two-or-more earned runs in just five of his 61 appearances.
- His 15.6 pitches-per-game this season were the second-fewest on the team, behind only Brandon Maurer's 14.5.
- In his first 36 games with SD from 4/27-7/26, he owned a 1.89 ERA (7 ER, 33.1 IP), the lowest ERA of Padres relievers in that time...in those 36 games, he allowed one of his 11 inherited runners to score for a team-best .091 inherited runners scoring percentage (min. three appearances).
- Overall on the season, opponents hit .211 (44-for-209) against him and just .158 while pitching at home.
- Owned a 1.67 ERA at home (6 ER, 32.1 IP) and a 7.03 ERA on the road (19 ER, 24.1 IP).

## QUICK HITS

- **MLB Debut:** June 7, 2014 vs. SEA
- **First MLB Win:** September 20, 2015 vs. BAL
- **First MLB Save:** July 20, 2014 at MIN

**2016: Acquired by NYY from CLE for cash considerations in the offseason and split the season between Scranton/Wilkes-Barre (AAA) and NYY, making 41 appearances with NYY and 14 with SWB.**

- Made the Yankees Opening Day roster and retired 28 of the first 41 batters he faced (68.3%).
- His two wins came in back-to-back outings on 5/6 vs. BOS and 5/9 vs. KC.
- Worked 10.0-scoreless innings over a span of 10 outings from 4/24-5/17, allowing six hits while striking out 12 batters and posting a 2-0 record.
- Held opponents scoreless in 25 of his 41 outings.
- Allowed multiple runs in just four of his 41 appearances and multiple hits in just 11 of those games...did not allow more than two hits during any of his 2016 outings.
- In 14 games for Triple-A Scranton/Wilkes-Barre, pitched to a 1.62 ERA (3 ER, 16.2 IP) with four saves.

**2015: Made his first career Opening Day roster with TB and made 20 relief appearances while making a combined 25 relief outings between Durham (AAA) and Charlotte (A).**

- Allowed one-or-fewer earned runs in 15 of his 20 big league appearances.
- Earned his first career ML win on 9/20 vs. BAL, pitching 0.2 hitless innings in relief.
- Recorded a career-high-tying four strikeouts on 9/1 at BAL
- Missed time on the 15-day DL from 4/29-6/8 with a right pectoral strain...sent to Charlotte for a rehab assignment.

**2014: Split the season between TB and Durham (AAA), making his MLB debut on 6/7 vs. SEA and making a total of 37 ML relief appearances.**

- Began the season with Durham and allowed just one earned run over 21 games, posting a 1-0 record with a career-best 0.36 ERA (min. 25.0 IP).
- Converted all 16 save opportunities for the Durham with 35 SO to nine BB ...limited opponents to a .118 batting average, the lowest mark of his professional career.
- Recalled by TB on 6/7 and made his MLB debut on 6/7 vs. SEA, tossing 1.1 IP of scoreless ball.
- Earned his first career ML save on 7/20 at MIN after working a scoreless 0.2 IP.
- Pitched to a 2.16 ERA (6 ER, 25.0 IP) over his first 24 career ML appearances with TB with 29 SO against seven BB.
- Was scoreless in 27 of his 37 outings...his 37 appearances ranked tied for ninth among AL rookie pitchers.
- His 10.50 SO/9 IP ranked tied for second among AL rookies and tied for fifth among all MLB rookies (min. 25 games).
- Posted a 2.81 ERA (5 ER, 16.0 IP) in 16 games on the road with 19 SO against six BB.
- Held opponents to a .179 clip (7-for-39) with RISP and a .182 mark (4-for-22) with RISP and two outs.
- Tossed a career-high 2.2 IP on 7/3 at DET, allowing just one hit while striking out two.



**2013: Named an MiLB.com Organization All-Star for Tampa Bay and an International League Mid-Season All-Star for Triple-A Durham.**

- Spent the entire season with Durham, converting a career-high 20 of his 23 save opportunities.
- His 51 games pitched and 20 saves finished the season tied for third among International League pitchers.
- Converted seven of his eight save opportunities from 6/7-29 and recorded a save in six consecutive appearances from 7/12-8/1.
- Limited opponents to a .175 batting average overall on the season.
- Allowed one-or-fewer runs in 47 of his 51 games, while he did not allow a run in 41 of those outings.
- On two occasions, recorded five strikeouts in 2.0 IP.
- Contributed to Durham's postseason run, pitching 4.0 scoreless innings across four outings with eight strikeouts.

**2012: Spent the entire season with the Montgomery (AA), earning Southern League Pitcher of the Week for the week ending on 8/12, pitching 6.0 total scoreless innings across four outings in that time.**

- His 50 games pitched and 16 saves ranked tied for sixth in the Southern League, while his 39 games finished ranked tied for second.
- Posted a 94-to-39 (2.41) SO to BB ratio and 12.44 SO/9 IP.
- Went 2-2 in 24 games at home, pitching to a 2.21 ERA (9 ER, 36.2 IP) with 50 SO, while he went 2-0 in 26 games on the road with a 3.16 ERA (11 ER, 31.1 IP) with 44 SO.
- Limited opponents to a .141 batting average with RISP.
- Contributed to Montgomery's postseason run, earning the win after pitching 2.0 scoreless innings in his lone appearance.

**2011: Split the season between the GCL Rays (R) and Charlotte (A), combining to pitch to a 2-1 record with a 1.80 ERA (8 ER, 40.0 IP) with 48 SO and a .148 opponent's batting average.**

- Held opponent's scoreless in 13 of his 16 relief appearances for Charlotte.
- Tossed 3.0 scoreless innings on four occasions, allowing two-or-fewer hits and walks in each of those outings.
- Missed time with the Charlotte Stone Crabs after being placed on the seven-day disabled list from 4/5-7/2.
- In four rehab starts and appearances for the GCL Rays, he posted a 0-1 record with a 2.70 ERA (2 ER, 6.2 IP).

**2010: Spent the majority of the season with Bowling Green (A), setting career highs in multiple categories.**

- Between Bowling Green and Charlotte (A), recorded a career-high 95.1 IP and 100 SO.
- Made his first professional start on 5/22 at Daytona, earning the win after pitching 5.0 IP of one-run ball on four hits.
- Over 12 starts for Bowling Green, posted a 3-4 record with a 3.86 ERA (27 ER, 63.0 IP) and 55 SO against 28 BB.
- Missed time with Charlotte while on the seven-day disabled list from 8/20-9/13...made one start and appearance for Charlotte, allowing three earned runs on seven hits in 5.1 IP.

**2009: Made his professional debut with Princeton (R), posting a 2.39 ERA (7 ER, 26.1 IP) over 14 games with 49 SO against eight BB.**

- Held opponents scoreless in 10 of his 14 games pitched.
- Converted four of his five save opportunities.

## PERSONAL

Kirby Kali Yates...he and his wife, Ashlee, welcomed their daughter, Oaklee Malia Yates, in 2017... older brother, Tyler, pitched parts of five Major League seasons with the New York Mets (2004), Atlanta Braves (2006-07) and Pittsburgh Pirates (2008-09)...played in the Arizona Fall League in 2011 and 2012...graduated from Yavapai College (Prescott, AZ)... underwent Tommy John surgery during his freshman season at Yavapai and missed the 2007 season...attended Kauai High School (Lihue, HI)...originally signed by Rays scout Jayson Durocher.



## KIRBY YATES' CAREER PITCHING RECORD

YR	CLUB	W-L	ERA	G	GS	CG	SHO	SV	IP	H	R	ER	HR	HB	BB	SO	WP	BK	AVG
2009	Princeton (R)	0-1	2.39	14	0	0	0	4	26.1	22	7	7	0	5	8	49	4	0	.227
2010	Charlotte (A)	0-0	5.06	1	1	0	0	0	5.1	7	3	3	0	0	2	3	0	0	.368
	Bowling Green (A)	3-6	3.30	27	12	0	0	5	90.0	73	41	33	9	5	41	97	5	1	.225
2011	Charlotte (A)	2-0	1.62	16	0	0	0	2	33.1	14	6	6	0	5	22	45	1	2	.128
	GCL Rays (R)@	0-1	2.70	4	4	0	0	0	6.2	6	3	2	0	1	2	3	0	0	.231
2012	Montgomery (AA)	4-2	2.65	50	0	0	0	16	68.0	48	21	20	4	1	39	94	8	0	.200
2013	Durham (AAA)	3-2	1.90	51	0	0	0	20	61.2	38	14	13	2	5	23	93	6	0	.175
2014	<b>TAMPA BAY</b>	<b>0-2</b>	<b>3.75</b>	<b>37</b>	<b>0</b>	<b>0</b>	<b>0</b>	<b>1</b>	<b>36.0</b>	<b>33</b>	<b>16</b>	<b>15</b>	<b>4</b>	<b>3</b>	<b>15</b>	<b>42</b>	<b>2</b>	<b>0</b>	<b>.241</b>
	Durham (AAA)	1-0	0.36	21	0	0	0	16	25.0	10	1	1	0	1	9	35	0	1	.118
2015	<b>TAMPA BAY</b>	<b>1-0</b>	<b>7.97</b>	<b>20</b>	<b>0</b>	<b>0</b>	<b>0</b>	<b>0</b>	<b>20.1</b>	<b>23</b>	<b>18</b>	<b>18</b>	<b>10</b>	<b>1</b>	<b>7</b>	<b>21</b>	<b>0</b>	<b>0</b>	<b>.274</b>
	Durham (AAA)	1-2	5.33	23	0	0	0	6	25.1	27	16	15	5	2	12	34	3	0	.265
	Charlotte (A)@	0-0	9.00	2	1	0	0	0	2.0	2	3	2	0	0	1	2	0	0	.250
2016	<b>NEW YORK (AL)</b>	<b>2-1</b>	<b>5.23</b>	<b>41</b>	<b>0</b>	<b>0</b>	<b>0</b>	<b>0</b>	<b>41.1</b>	<b>41</b>	<b>24</b>	<b>24</b>	<b>5</b>	<b>4</b>	<b>19</b>	<b>50</b>	<b>1</b>	<b>0</b>	<b>.258</b>
	Scranton/Wilkes-Barre (AAA)	0-1	1.62	14	0	0	0	4	16.2	12	3	3	0	1	6	19	2	1	.197
2017	<b>SAN DIEGO</b>	<b>4-5</b>	<b>3.72</b>	<b>61</b>	<b>0</b>	<b>0</b>	<b>0</b>	<b>1</b>	<b>55.2</b>	<b>42</b>	<b>26</b>	<b>23</b>	<b>10</b>	<b>2</b>	<b>19</b>	<b>87</b>	<b>0</b>	<b>1</b>	<b>.206</b>
	<b>LOS ANGELES (AL)</b> 0-0	<b>18.00</b>	<b>1</b>	<b>0</b>	<b>0</b>	<b>0</b>	<b>0</b>	<b>0</b>	<b>1.0</b>	<b>2</b>	<b>2</b>	<b>2</b>	<b>2</b>	<b>0</b>	<b>0</b>	<b>1</b>	<b>0</b>	<b>0</b>	<b>.400</b>
	Salt Lake (AAA)	0-0	2.57	6	0	0	0	1	7.0	8	2	2	0	1	3	14	0	0	.276
<b>Minor League Totals</b>		<b>14-15</b>	<b>2.62</b>	<b>229</b>	<b>18</b>	<b>0</b>	<b>0</b>	<b>74</b>	<b>367.1</b>	<b>267</b>	<b>120</b>	<b>107</b>	<b>20</b>	<b>27</b>	<b>168</b>	<b>488</b>	<b>29</b>	<b>5</b>	<b>.203</b>
<b>Major League Totals</b>		<b>7-8</b>	<b>4.78</b>	<b>160</b>	<b>0</b>	<b>0</b>	<b>0</b>	<b>2</b>	<b>154.1</b>	<b>141</b>	<b>86</b>	<b>82</b>	<b>31</b>	<b>10</b>	<b>60</b>	<b>201</b>	<b>3</b>	<b>1</b>	<b>.239</b>

\*Led league +Tied for league lead @Rehab assignment

## CAREER FIELDING

POSITION	PCT.	G	PO	A	E	TC	DP
Pitcher	.882	160	3	12	2	17	0

## SINGLE-GAME HIGHS

INNINGS PITCHED.....2.2 IP, July 3, 2014 at Detroit  
 LOW-HIT COMPLETE GAME.....None  
 STRIKEOUTS.....4, four times, last May 30, 2017 vs. Chicago (NL)  
 MOST HITS ALLOWED.....4, two times, last August 4, 2017 at Pittsburgh  
 MOST RUNS ALLOWED.....6, August 4, 2017 at Pittsburgh  
 MOST WALKS ALLOWED.....2, 12 times, last August 30, 2017 vs. San Francisco  
 MOST HOME RUNS ALLOWED.....2, three times, last September 27, 2017 at Los Angeles (NL)  
 CAREER WINNING STREAK.....Two games, May 6-9, 2016  
 CAREER 10-STRIKEOUT GAMES.....None  
 CAREER HOME RUNS HIT.....None

## CAREER TRANSACTIONS

2005.....Selected by the Boston Red Sox in the 26th round of the First-Year Player Draft (did not sign).  
 2009.....Signed by the Tampa Bay Rays as a non-drafted free agent, June 19.  
 2015.....Acquired by the Cleveland Indians for cash considerations, November 25.  
 2016.....Acquired by the New York Yankees in exchange for cash considerations, January 8.  
 2017.....Claimed off waivers by the Los Angeles Angels from the New York Yankees, October 5.  
 2017.....Claimed off waivers by the San Diego Padres from the Los Angeles Angels, April 26.



@CY24\_7

# 32



## CHRIS YOUNG

RIGHT-HANDED PITCHER

BATS/THROWS: R/R

OPENING DAY AGE: 38

BORN: May 25, 1979 in Dallas, TX

RESIDENCE: Dallas, TX

ACQUIRED: Signed as a free agent to a minor league contract: December 22, 2017

HEIGHT/WEIGHT: 6-10/255

SERVICE TIME: 11.074

### NON-ROSTER INVITEE

#### CAREER

**2017: Made KC's Opening Day roster and appeared in 14 games (two starts), posting a 7.50 ERA (25 ER, 30.0 IP).**

- Went scoreless in five of his 12 appearances as a reliever, posting a 6.17 ERA...worked a career-high 5.0 IP in relief on 5/21 at MIN, allowing three runs in KC's 8-4 defeat.
- Made back-to-back starts on 5/9 at TB and 5/14 vs. BAL, posting a 12.15 ERA (9 ER, 6.2 IP) as a starter.
- Designated for assignment on 6/23.

**2016: Appeared in 34 games (13 starts) for KC and went 3-9 with a 6.19 ERA (61 ER, 88.2 IP).**

- Opened the season in the starting rotation before being placed on the 15-day DL with a right forearm strain 5/12...reinstated on 5/28 and made two relief appearances followed by six starts before pitching exclusively out of the bullpen from 7/10 to the end of the year.
- Dropped each of his first three starts, matching his longest losing streak since 7/4-18/12 with SD.
- Earned his first win on 4/22 with a season-high 10 SO vs. BAL...his first outing with 10+ SO since 4/24/08 vs. SF (also 10) with SD.
- Accounted for a team-high 7.1 scoreless innings during the bullpen's franchise-record 41.1 scoreless-inning streak from 8/10-26.
- Earned his first career save on 8/14, working the final 3.0 innings of an 11-4 victory at Target Field...at 37 years, 81 days old, he became the oldest Royal to record a save since Roberto Hernandez (37 years, 312 days) in 2002.
- Recorded a career-high three pickoffs, matching his total from his previous four big league seasons (2010-15).
- Posted a 1-8 mark with a 7.39 ERA (46 ER in 56.0 IP) in his 13 starts...was 2-1 with a 4.13 ERA (15 ER in 32.2 IP) in his 21 relief appearances.
- Matched a career high with 28 home runs allowed...surrendered at least one homer in all 13 starts compared to just two in his 21 relief appearances.

**2015: Posted an 8-6 record with a 3.18 ERA (35 ER, 99.0 IP) in 18 starts and a 3-0 mark with a 2.59 ERA (7 ER, 24.1 IP) in 16 relief appearances in his first season in KC.**

- Among pitchers with at least 100.0 IP, his .202 opponents' average led the AL and ranked fourth in the MLB.
- Recorded the second-best opponent road average (.189) in the AL, trailing only CLE's Carlos Carrasco (.179).
- Selected as Royals Pitcher of the Month in May, going 3-1 with a 1.45 ERA and a .179 opponents average.
- Had two starts of 5.0 IP or more where he did not allow a hit (5/1, a 4-1 win over DET and 9/27, a 3-0 win over CLE).
- Allowed one run or less in 12 of his 15 starts after the All-Star break, posting a 3.22 ERA and a 4-1 record.
- Appeared in four postseason games (two starts) during the Royals' run to the World Series title...went nine seasons between postseason appearances, having pitched for SD in the 2006 NLDS.
- Posted a 2.87 ERA (5 ER, 15.2 IP) in his four postseason outings, which ranked second among all participants that worked at least 15.0 IP...his .157 opponents' average led that group.
- Set a Royals postseason record, collecting seven strikeouts in 4.0 IP of relief in Game 1 of the ALDS vs. HOU.
- Earned his second career postseason win in Game 1 of the World Series, tossing 3.0 scoreless innings in KC's 5-4 win over NYM in 14 innings.
- Became the oldest Royal to start a World Series game (36 years, 159 days), working the first 4.0 inning in Game 4 of the Fall Classic at Citi Field.

**2014: Named AL Comeback Player of the Year by MLB and The Sporting News, going 12-9 with a 3.65 ERA (67 ER, 165.0 IP) in his only season with SEA.**

- His 12 wins matched a career high, which he also did with TEX in 2005...tied for the fourth-longest span between 12-win seasons in MLB history and longest since Danny Darwin (1980-1993).
- Ranked eighth in the AL with a .234 opponent average (143-for-612)...right-handers hit just .199 (53-for-266).
- Tied for the MLB lead with eight starts of 6.0 IP or more while allowing three hits or less (also: Madison Bumgarner, Johnny Cueto, Clayton Kershaw and Jake Odorizzi).

#### QUICK HIT

- Enters 2018 having allowed the second-fewest hits (1,130) among active pitchers that have logged at least 1,200 innings, trailing only Chris Sale (1,087)...his .232 opponents' average is fourth-lowest in that group, trailing only Clayton Kershaw (.205), Sale (.222) and Max Scherzer (.226).
- At 6-foot-10, he's tied for the second-tallest player in MLB history, behind only Jon Rauch (6-foot-11).
- 2015 World Series Champion (KC)
- 2014 AL Comeback Player of the Year (MLB/The Sporting News).
- 2008 San Diego Padres Chairman's Award
- 2007 National League All-Star (SD)
- MLB Debut: August 24, 2004 vs. MIN
- First MLB Win: September 4, 2005 at BOS
- First MLB Save: August 14, 2016 at MIN

**2013:** Did not pitch in the Major Leagues after signing a minor league contract with WSH on 2/21...made seven starts at Syracuse (AAA) before injuring his neck...made two rehab starts for the GCL Nationals (R) and Auburn (A).

**2012:** Made 20 starts for NYM after signing on 3/26...did not register a home win despite recording quality starts in seven of his eight starts there.

- Registered 12 quality starts and allowed three earned runs or less in 16 of his 20 starts.

**2011:** Had season cut short by right shoulder surgery to repair the anterior capsule...placed on the 15-day DL on 5/8.

- On 4/5, became the first pitcher in NYM history to record two hits in the same inning, collecting a pair of third-inning singles off Cole Hamels at Citizen's Bank Park.
- Tossed 7.0 scoreless innings in his final start of the season, allowing just two hits at PHI on 5/1.

**2010:** Made just four starts in his final season with SD...placed on the disabled list on 4/12 with a strained right shoulder, after earning a win in his first start of the year on 4/6 at ARI...made his other three starts in September.

**2009:** Made 14 starts for SD, including nine quality outings, going 4-6 with a 5.21 ERA (44 ER, 76.0 IP) before missing the remainder of the season with a strained right shoulder.

**2008:** Went 7-6 with a 3.96 ERA (45 ER, 102.1 IP) in 18 outings (all starts) for SD...missed significant time with a nasal fracture after being struck with a line drive off the bat of Albert Pujols on 5/21 vs. STL.

- Hit his only career home run on 9/20 at WSH, a solo shot off John Lannan at Nationals Park.

**2007:** Made 30 starts for SD, going 9-8 with a 3.12 ERA (60 ER, 173.0 IP) and 167 SO to 72 BB.

- Suffered a 9-3 loss at Dodger Stadium on 4/15, which ended an MLB-record tying 25 consecutive road starts without defeat...streak started 6/25/05 at HOU.
- Led all NL qualifying pitchers with a .192 opponent average (118-for-616)...also ranked fifth in ERA (3.12) and tied for third in SO/9 IP (8.7).
- Named to NL All-Star team as the leading vote-receiver in the Monster ASG Final Vote...suffered the loss in the Midsummer Classic, allowing Ichiro Suzuki's two-run inside-the-park home run

**2006:** Member of the NL West Champion Padres...led MLB with a .206 opponents' batting average (134-for-649) and ranked sixth in ERA (3.46).

- Acquired by the SD on 1/6 along with INF Adrian Gonzalez and OF Termel Sledge from TEX in exchange for C Billy Killian, RHP Adam Eaton and RHP Akinori Otsuka.
- Led MLB with a 2.41 road ERA, going 6-0 in his 15 starts away from Petco Park.
- Named NL Pitcher of the Month in June, going 3-0 with a 1.17 ERA in five starts.
- Earned the victory in Game 3 of the NLDS, tossing 6.2 scoreless innings in a 3-1 triumph over the Cardinals at Busch Stadium to help the Padres avoid the sweep.

**2005:** Matched the Rangers' rookie record for victories (12), tying Edwin Correia (1986) and Kevin Brown (1989)...earned eight of his 12 wins prior to the All-Star break, which established the club rookie record.

- Ranked fifth in the AL with 7.50 SO/9 IP

**2004:** Made his MLB debut for TEX on 8/24 vs. MIN, tossing 5.2 IP and taking a no-decision in TEX's 5-4 win...became the first Princeton University product to start a MLB game in over 43 years, when WSH's David Sisler started the second game of a doubleheader with DET on 8/27/61.

**2003:** Split the season between Harrisburg (AA) and Brevard County (A), pitching to a combined 9-6 record with a 3.11 ERA (46 ER, 133.0 IP) and 103 SO to 27 BB.

**2002:** Made 26 starts for Hickory (A), posting a 11-9 record with a 3.11 ERA (50 ER, 144.2 IP) and 136 SO to 34 BB

**2001:** Made his professional debut with Hickory (A) and made 12 starts, going 5-3 with a 4.12 ERA (34 ER, 74.1 IP) and 72 SO to 20 BB.

## PERSONAL

Christopher Ryan Young...resides in Dallas, Texas, during the offseason with wife, Liz, daughter, Catherine and sons, Scott and Grant...earned a Bachelor of Arts in politics from Princeton University...completed his degree in four years (2002) despite playing both baseball and basketball, and being drafted by the Pittsburgh Pirates in 2000... Senior thesis at Princeton examined the impact of Jackie Robinson on racial stereotypes in the realm of media...a majority of his thesis was written while riding the team bus during his first professional season at Hickory (A)...named Ivy League Rookie of the Year in basketball in 1999, averaging 13.6 points per game...set a Princeton single-season record with 88 blocked shots during his sophomore campaign (2000)...graduated from Highland Park (Texas) High School, earning letters in baseball (twice) and basketball (thrice)...tallied 1,000 career points, 500 rebounds and 200 blocked shots during his prep basketball career...named All-State in both sports as a senior...in final high school baseball campaign, went 8-3 with a 1.70 ERA to help his school win the state title.



# PLAYERS

## CHRIS YOUNG'S CAREER PITCHING RECORD

YR	CLUB	W-L	ERA	G	GS	CG	SHO	SV	IP	H	R	ER	HR	HB	BB	SO	WP	BK	AVG
2001	Hickory (A)	5-3	4.12	12	12	2	0	0	74.1	79	39	34	6	3	20	72	0	0	.269
2002	Hickory (A)	11-9	3.11	26	26	1	0	0	144.2	127	57	50	11	4	34	136	3	1	.234
2003	Brevard County (A)	5-2	1.62	8	8	0	0	0	50.0	26	9	9	3	1	5	39	0	0	.150
	Harrisburg (AA)	4-4	4.01	15	15	0	0	0	83.0	83	39	37	9	5	22	64	5	2	.259
2004	Frisco (AA)	6-5	4.48	18	18	0	0	0	88.1	94	48	44	9	5	31	75	4	0	.278
	Oklahoma (AAA)	3-0	1.48	5	5	1	0	0	30.1	20	7	5	2	0	9	34	1	0	.189
	TEXAS	3-2	4.71	7	7	0	0	0	36.1	36	21	19	7	2	10	27	1	0	.250
2005	TEXAS	12-7	4.26	31	31	0	0	0	164.2	162	84	78	19	7	45	137	3	0	.252
2006	SAN DIEGO	11-5	3.46	31	31	0	0	0	179.1	134	72	69	28	6	69	164	6	1	.206
2007	SAN DIEGO	9-8	3.12	30	30	0	0	0	173.0	118	66	60	10	7	72	167	7	4	.192
2008	Lake Elsinore (A)	0-1	3.12	2	2	0	0	0	8.2	5	3	3	0	0	1	7	0	0	.161
	SAN DIEGO	7-6	3.96	18	18	1	0	0	102.1	84	46	45	13	1	48	93	3	1	.221
2009	SAN DIEGO	4-6	5.21	14	14	0	0	0	76.0	70	47	44	12	2	40	50	1	0	.246
2010	San Antonio (AA)	0-1	67.50	1	1	0	0	0	0.2	2	5	5	0	0	4	1	0	0	.667
	Portland (AAA)	0-0	1.42	2	2	0	0	0	6.1	2	1	1	1	0	2	4	0	0	.095
	SAN DIEGO	2-0	0.90	4	4	0	0	0	20.0	10	2	2	1	0	11	15	1	0	.143
2011	NEW YORK (NL)	1-0	1.88	4	4	0	0	0	24.0	12	5	5	3	1	11	22	0	0	.146
2012	St. Lucie Mets	1-0	3.18	3	3	0	0	0	17.0	17	6	6	1	1	2	7	1	1	.266
	Buffalo Bisons	0-0	0.00	1	1	0	0	0	6.0	2	0	0	0	0	3	2	0	0	.095
	NEW YORK (NL)	4-9	4.15	20	20	0	0	0	115.0	119	58	53	16	2	36	80	3	0	.269
2013	Syracuse (AAA)	1-2	7.88	7	7	0	0	0	32.0	50	31	28	9	0	14	16	1	0	.352
	GCL Nationals	0-0	0.00	1	1	0	0	0	2.0	1	0	0	0	0	1	2	0	0	.143
	Auburn (A)	0-0	0.00	1	1	0	0	0	3.0	1	0	0	0	0	1	3	0	0	.100
2014	SEATTLE	12-9	3.65	30	29	0	0	0	165.0	143	70	67	26	3	60	108	5	1	.234
2015	KANSAS CITY	11-6	3.06	34	18	0	0	0	123.1	91	44	42	16	0	43	83	5	0	.202
2016	KANSAS CITY	3-9	6.19	34	13	0	0	1	88.2	104	63	61	28	1	43	94	3	0	.291
2017	KANSAS CITY	0-0	7.50	14	2	0	0	0	30.0	47	27	25	7	1	14	22	1	0	.353
	Major League Totals	79-67	3.95	271	221	1	0	1	1297.2	1130	605	570	186	33	502	1062	39	7	.232
	Minor League Totals	36-27	3.66	102	102	4	0	0	546.1	509	245	222	54	19	149	462	15	4	.246

\*Led league +Tied for league lead @Rehab assignment

## CAREER BATTING RECORD

YR	CLUB	AVG	G	AB	R	H	2B	3B	HR	RBI	SH	SF	HP	BB	SO	SB	CS	OBP	SLG
Major League Totals		.117	202	283	16	33	9	0	2	25	34	3	3	6	134	0	0	.142	.170

## ALL-STAR

YR	CLUB	W-L	ERA	G	GS	CG	SHO	SV	IP	H	R	ER	HR	HB	BB	SO	WP	BK	AVG
2007	AL vs. NL	0-1	18.00	1	0	0	0	0	1.0	1	2	2	1	0	1	0	0	0	.250

## DIVISION SERIES

YR	CLUB	W-L	ERA	G	GS	CG	SHO	SV	IP	H	R	ER	HR	HB	BB	SO	WP	BK	AVG
2006	SD vs. STL	1-0	0.00	1	1	0	0	0	6.2	4	0	0	0	0	2	9	0	0	.174
2015	KC vs. HOU	0-0	2.25	1	0	0	0	0	4.0	3	1	1	1	0	2	7	0	0	.231
Division Series Totals		1-0	0.84	2	1	0	0	0	10.2	7	1	1	1	0	4	16	0	0	.194

## CHAMPIONSHIP SERIES

YR	CLUB	W-L	ERA	G	GS	CG	SHO	SV	IP	H	R	ER	HR	HB	BB	SO	WP	BK	AVG
2015	KC vs. TOR	0-0	3.86	1	1	0	0	0	4.2	3	2	2	0	0	2	4	0	0	.176

## WORLD SERIES

YR	CLUB	W-L	ERA	G	GS	CG	SHO	SV	IP	H	R	ER	HR	HB	BB	SO	WP	BK	AVG
2015	KC vs. NYM	1-0	2.57	2	1	0	0	0	7.0	2	2	2	1	0	2	7	1	0	.095

## CAREER FIELDING

POSITION	PCT.	G	PO	A	E	TC	DP
Pitcher	.958	271	61	98	7	166	4

## SINGLE-GAME HIGHS

INNINGS PITCHED.....9.0 IP, September 7, 2008 at Milwaukee  
 LOW-HIT COMPLETE GAME.....2, September 7, 2008 at Milwaukee  
 STRIKEOUTS.....12, June 9, 2006 vs. Florida  
 MOST HITS ALLOWED.....10, three times, last: July 20, 2014 at Los Angeles (AL).  
 MOST RUNS ALLOWED.....8, April 27, 2009 at Colorado  
 MOST WALKS ALLOWED.....6, four times, last: June 30, 2016 at St. Louis  
 MOST HOME RUNS ALLOWED.....5, May 9, 2016 at New York (AL)  
 CAREER WINNING STREAK.....Four games, September 20, 2008-April 12, 2009  
 CAREER 10-STRIKEOUT GAMES (6).....last: April 22, 2016 vs. Baltimore  
 CAREER HOME RUNS HIT (1).....September 20, 2008 at Washington

## CAREER TRANSACTIONS

2000.....Signed by the Pittsburgh Pirates as a third-round selection in the First-Year Player Draft.  
 2002.....Acquired by the Montreal Expos along with RHP Jon Searles from the Pittsburgh Pirates in exchange for RHP Matt Herges, December 20.  
 2004.....Acquired by the Texas Rangers along with C/INF Josh McKinley from the Montreal Expos in exchange for C Einar Diaz, LHP Justin Echols and cash considerations, April 3.  
 2006.....Acquired by the San Diego Padres along with Adrian Gonzalez and Terrmel Sledge from the Texas Rangers in exchange for RHPs Adam Eaton and Akinori Otsuka and C Billy Killian, January 4.  
 2011.....Signed by the New York Mets as a free agent, January 20.  
 2012.....Signed by the New York Mets as a free agent, March 26.  
 2013.....Signed by the Washington Nationals as a free agent, February 22.  
 2014.....Signed by the Seattle Mariners as a free agent, March 27.  
 2015.....Signed by the Kansas City Royals as a free agent, March 7.  
 .....Signed by the Kansas City Royals as a free agent, December 7.  
 2017.....Signed by the San Diego Padres as a minor league free agent, December 22.

# 40-MAN ROSTER

**Executive Vice President/GM**  
A.J. Preller

**Head Athletic Trainer**  
Mark Rogow

**Assistant Trainers**  
Paul Navarro  
Will Sinon

**Strength & Conditioning Coach**  
Brett McCabe



**Director of Player & Staff Services**  
T.J. Lasita

**Manager, Equipment & Clubhouse**  
Spencer Dallin

**Team Physicians**  
UC San Diego Health

**Bullpen Catchers**  
48-Justin Hatcher  
81-Griffin Benedict

**Manager**  
14-Andy Green

**Coaches**  
25-Mark McGwire (Bench Coach), 47-Matt Stairs (Hitting Coach) 36-Darren Balsley (Pitching Coach),  
26-Glenn Hoffman (Third Base Coach), 5-Skip Schumaker (First Base Coach), 45-Doug Bochler (Bullpen Coach),  
28-Johnny Washington (Asst. Hitting Coach), 1-Josh Johnson (Infield Coach)

NO.	PITCHERS	B/T	HT.	WT.	BORN	BIRTHPLACE
77	Baumann, Buddy	L/L	5-11	196	12-09-87	Chicago, IL
54	Brewer, Colten	R/R	6-4	230	10-29-92	Dallas, TX
56	Capps, Carter	R/R	6-5	225	08-07-90	Kinston, NC
65	Castillo, José	L/L	6-5	246	01-10-96	Valencia, Venezuela
43	Diaz, Miguel	R/R	6-0	214	11-28-94	San Cristobal, DR
41	Erlin, Robbie	R/L	5-11	202	10-08-90	Oakland, CA
52	Hand, Brad	L/L	6-3	220	03-20-90	Minneapolis, MN
64	Lamet, Dinelson	R/R	6-3	220	07-18-92	Santo Domingo, DR
62	Lockett, Walker	R/R	6-6	245	05-03-94	Jacksonville, FL
27	Lyles, Jordan	R/R	6-5	234	10-19-90	Harsville, SC
53	Makita, Kazuhisa	R/R	5-10	181	11-10-84	Yaizu, Japan
88	Maton, Phil	R/R	6-3	220	03-25-93	Paducah, KY
44	McGrath, Kyle	L/L	6-2	185	07-31-92	Louisville, KY
50	Mitchell, Bryan	L/R	6-3	210	04-19-91	Reidsville, NC
61	Perdomo, Luis	R/R	6-2	193	05-09-93	Santo Domingo, DR
29	Rea, Colin	R/R	6-5	253	07-01-90	Cascade, IA
3	Richard, Clayton	L/L	6-5	239	09-12-83	Lafayette, IN
34	Stammen, Craig	R/R	6-4	230	03-09-84	North Star, OH
55	Strahm, Matt	R/L	6-3	185	11-12-91	West Fargo, ND
76	Torres, Jose	L/L	6-2	196	09-24-93	Caracas, Venezuela
92	Wick, Rowan	L/R	6-3	234	11-09-92	North Vancouver, BC, Canada
57	Wieck, Brad	L/L	6-8	244	10-14-91	Amarillo, TX
39	Yates, Kirby	L/R	5-11	205	03-25-87	Lihue, HI

NO.	CATCHERS	B/T	HT.	WT.	BORN	BIRTHPLACE
18	Hedges, Austin	R/R	6-0	210	08-18-92	San Diego, CA
21	Torrens, Luis	R/R	5-11	201	05-02-96	Valencia, Venezuela

NO.	INFELDERS	B/T	HT.	WT.	BORN	BIRTHPLACE
20	Asuaje, Carlos	L/R	5-8	160	11-02-91	Barquisimeto, Venezuela
17	Córdoba, Allen	R/R	6-1	210	12-06-95	Changuinola, Panama
13	Galvis, Freddy	S/R	5-9	192	11-14-89	Punto Fijo, Venezuela
70	Guerra, Javy	L/R	6-0	185	09-25-95	David, Panama
12	Headley, Chase	S/R	6-2	221	05-09-84	Fountain, CO
30	Hosmer, Eric	L/L	6-4	225	10-24-89	South Miami, FL
15	Spangenberg, Cory	L/R	6-0	190	03-16-91	Clarks Summit, PA
22	Villanueva, Christian	R/R	5-11	215	06-19-91	Guadalajara, Mexico

NO.	OUTFIELDERS	B/T	HT.	WT.	BORN	BIRTHPLACE
33	Cordero, Franchy	L/R	6-3	220	09-02-94	Azua, DR
24	Dickerson, Alex	L/L	6-3	225	05-26-90	Poway, CA
16	Jankowski, Travis	L/R	6-2	190	06-15-91	Lancaster, PA
7	Margot, Manuel	R/R	5-11	185	09-28-94	San Cristobal, DR
4	Myers, Wil	R/R	6-3	225	12-10-90	Thomasville, NC
2	Pirela, Jose	R/R	6-0	224	11-21-89	Valera, Venezuela
10	Renfroe, Hunter	R/R	6-2	230	01-28-92	Crystal Springs, MS
23	Szczur, Matt	R/R	5-11	190	07-20-89	Cape May, NJ





# BUILDING THE 40-MAN ROSTER

## FIRST-YEAR PLAYER DRAFT (8)

Player	Draft Year	Round
Austin Hedges	2011	Second
Travis Jankowski	2012	Comp. A (44th overall)
Walker Lockett	2012	Fourth
Phil Maton	2015	20th
Kyle McGrath	2014	36th
Colin Rea	2011	12th
Hunter Spangenberg	2013	First (13th overall)
Cory Spangenberg	2011	First (10th overall)

## NON-DRAFTED FREE AGENTS (0)

Player	Signing Date
N/A	

## RULE 5 DRAFT SELECTIONS (3)

Player	Rule 5 Draft
Allen Córdoba	2016 - From STL
Miguel Diaz	2016 - From MIN
Luis Torrens	2016 - From CIN

## MAJOR LEAGUE FREE AGENT (7)

Player	Date
Buddy Baumann	12-21-15
Colten Brewer	11-22-17
Eric Hosmer	02-19-18
Joran Lyles	12-17-17
Kazuhiisa Makita	01-06-18
Clayton Richard	12-20-16
Craig Stammen	01-06-18

## MINOR LEAGUE FREE AGENT (3)

Player	Date
Franchy Cordero	11-01-11
Dinelson Lamet	06-10-14
Christian Villanueva	12-12-16

## WAIVER CLAIMS (3)

Player	Date
Brad Hand	04-08-16 - From MIA
Rowan Wick	02-16-18 - From STL
Kirby Yates	04-26-17 - From LAA

## ACQUIRED VIA TRADE (17)

Player Acquired	From	Date	Players Involved
Carlos Asuaje	Boston	11-13-15	With INF Javier Guerra, OF Manuel Margot and LHP Logan Allen in exchange for RHP Craig Kimbrel
Alex Dickerson	Pittsburgh	11-25-13	In exchange for Miles Mikolas and Jaff Decker
Carter Capps	Miami	07-29-16	With RHP Jarrod Cosart in exchange for RHP Andrew Cashner
José Castillo	Tampa Bay	12-19-14	With Wil Myers, Gerardo Reyes and Ryan Hanigan as part of a three-team trade, sending Jake Bauers, Rene Rivera and Burch Smith to Tampa Bay and Joe Ross an PTBNL (Trea Turner) to Washington
Robbie Erlin	Texas	07-31-11	With Joe Wieland in exchange for Mike Adams
Freddy Galvis	Philadelphia	12-15-17	In exchange for RHP Enyel De Los Santos
Javy Guerra	Boston	11-13-15	With INF Carlos Asuaje, OF Manuel Margot and LHP Logan Allen in exchange for RHP Craig Kimbrel
Chase Headley	New York (AL)	12-12-17	With RHP Bryan Mitchell and cash considerations in exchange for OF Jabari Blash
Manuel Margot	Boston	11-13-15	With INF Javier Guerra, INF Carlos Asuaje and LHP Logan Allen in exchange for RHP Craig Kimbrel
Bryan Mitchell	New York (AL)	12-12-17	With INF Chase Headley and cash considerations in exchange for OF Jabari Blash
Wil Myers	Tampa Bay	12-19-14	With Jose Castillo, Gerardo Reyes and Ryan Hanigan as part of a three-team trade, sending Jake Bauers, Rene Rivera and Burch Smith to Tampa Bay and Joe Ross an PTBNL (Trea Turner) to Washington
Luis Perdomo	Colorado	12-10-15	In exchange for a PTBNL or cash considerations as a Rule 5 selection
Jose Pirez	New York (AL)	11-11-15	In exchange for RHP Ronald Herrera
Matt Szczur	Chicago (NL)	05-08-17	In exchange for RHP Justin Hancock
Matt Strahm	Kansas City	07-24-17	With LHP Travis Wood and INF Estevy Ruiz in exchange for RHPs Trevor Cahill and Brandon Maurer and LHP Ryan Buchter
Jose Torres	Oakland	12-02-15	With LHP Drew Pomeranz and a PTBNL (OF Jabari Blash) in exchange for INF Yonder Alonso and LHP Marc Rzepczynski
Brad Wieck	New York (NL)	06-13-15	With RHP Cory Mazzoni as a PTBNL from NYM

## NON-ROSTER INVITEES (27)

NO.	PITCHERS (16)	B/T	HT.	WT.	BORN	BIRTHPLACE	RESIDENCE
67	Aro, Jonathan	R/R	6-1	254	10-10-90	La Vega, DR	La Vega, DR
90	Kimber, Adam	R/R	6-3	190	08-15-90	Portland, OR	Seattle, WA
73	Kennedy, Brett	R/R	6-1	215	08-04-94	Pomona, NJ	Pomona, NJ
80	Lauer, Eric	R/L	6-3	227	06-03-95	Elyria, OH	Elyria, OH
63	Lloyd, Kyle	R/R	6-4	230	10-16-90	Sacramento, CA	Sacramento, CA
79	Lucchesi, Joey	L/L	6-5	227	06-06-93	Newark, CA	Newark, CA
60	Mariot, Michael	R/R	6-0	196	10-20-88	West Hills, CA	Southlake, TX
74	Nix, Jacob	R/R	6-3	233	01-09-96	Fullerton, CA	Los Alamitos, CA
72	Quantrill, Cal	L/R	6-3	208	02-10-95	Port Hope, ON	Del Mar, CA
38	Ross, Tyson	R/R	6-6	240	06-22-87	Berkeley, CA	Oakland, CA
66	Stock, Robert	L/R	6-1	214	11-21-89	Bellevue, WA	Thousand Oaks, CA
89	Weir, T.J.	R/R	6-0	212	09-15-91	Kokomo, IN	Kokomo, IN
59	Wilhelmsen, Tom	R/R	6-6	235	12-16-83	Tucson, AZ	Peoria, AZ
78	Wingenter, Trey	R/R	6-7	235	04-15-94	Huntsville, AL	Madison, AL
91	Yardley, Eric	R/R	6-1	175	08-18-90	Richland, WA	Seattle, WA
32	Young, Chris	R/R	6-10	255	05-25-79	Dallas, TX	Dallas, TX

NO.	CATCHERS (4)	B/T	HT.	WT.	BORN	BIRTHPLACE	RESIDENCE
83	Allen, Austin	L/R	6-2	220	01-16-94	St. Louis, MO	Orlando, FL
8	Ellis, A.J.	R/R	6-2	230	04-09-81	Cape Girardeau, MO	Muskego, WI
68	Lopez, Raffy	L/R	5-8	194	10-02-87	Philadelphia, PA	St. Louis, MO
75	McGee, Stephen	R/R	6-3	213	02-07-91	Fort Myers, FL	Fort Lauderdale, FL

NO.	INFELDERS (5)	B/T	HT.	WT.	BORN	BIRTHPLACE	RESIDENCE
9	Coleman, Dusty	R/R	6-1	200	04-20-87	Sioux Falls, SD	Shawnee, KS
11	Craig, Allen	R/R	6-2	218	07-18-84	Mission Viejo, CA	Temecula, CA
87	Naylor, Josh	L/L	5-11	250	05-22-97	Mississauga, ON	Mississauga, ON
84	Tatis Jr., Fernando	R/R	6-3	205	01-02-99	San Pedro De Macoris, DR	San Pedro De Macoris, DR
85	Uriás, Luis	R/R	5-9	185	06-03-97	Magdalena de Kino, MEX	Magdalena de Kino, MEX

NO.	OUTFIELDERS (2)	B/T	HT.	WT.	BORN	BIRTHPLACE	RESIDENCE
71	Peterson, Shane	L/L	5-11	210	02-11-88	Fallbrook, CA	Nashville, TN
86	Reyes, Franmil	R/R	6-5	275	07-07-95	Palenque, DR	Palenque, DR

APRIL 10 2017

**SD** AT **CR**  
PADRES-5 ROCKIES-3

**103.9** MPH BEST VELOCITY

**10.2** MPH BEST VELOCITY

**97.8** MPH BEST VELOCITY

**102.6** MPH BEST VELOCITY

**4** FOR **4**

CURRENTLY BATTING **382**

**SAN DIEGO**

**MYERS**

**1ST** OF THE 2017 MLB SEASON

IN **PADRES** HISTORY

CLAIMING THREE



2017 SEASON IN REVIEW





# SEASON IN REVIEW

## 2017 SEASON HIGHLIGHTS

**A LOOK BACK AT 2017:** The Padres finished the 2017 season with a 71-91 (.438) record and in fourth place in the National League West...they posted a 43-38 (.531) record at home and **extended their streak of winning 127 consecutive games at home when leading entering the ninth inning, which dates back to July 2014 and is the longest active streak in the majors...**...the Padres had 52 players appear in at least one game this season with an average age of 27 years and 44 days old, the second youngest average age among all MLB teams behind only the Cincinnati Reds (27 years and 26 days old).

**WHERE THERE'S A WIL, THERE'S A CYCLE:** On April 11 at Colorado, **Wil Myers hit a single, a double, a home run and a triple to account for the second cycle in team history in the club's 7,660th all-time game...**...it was also Myers' first career cycle, as he had fallen a triple shy of the cycle on seven separate occasions in his career (ELIAS).

- Myers' cycle was the 313th in Major League history, the first of the 2017 MLB season and the eighth by an opponent in Coors Field history...it was the 15th total cycle at Coors Field since the park opened in 1995 and the most recent since former Padre Matt Kemp on August 14, 2015 in the club's 7,444th all-time game.
- There were only three cycles in between Myers' and Kemp's in all of MLB... in between Kemp's and Myers' cycles, there were 215 games played by the Friars and a Padre had fallen one hit shy of a cycle on 23 occasions, including 22 times missing the triple...in all, prior to Myers' cycle, a Padre has fallen one hit shy of a cycle 384 times, including 280 times missing the triple (ELIAS).
- Myers' fourth hit was a triple, finishing 4-for-4 at the dish with two RBI and two runs scored...the four hits also tied a career high (4x, most recent: July 5, 2016 at ARI).



**Wil Myers hit the first cycle of the 2017 MLB season and the second in Padres history on April 11 at Colorado.**

**THE LONG BALL:** A season after hitting a franchise-best 177 home runs in 2016, the Padres set a new home run record in 2017 with 189 long balls.

- The Padres hit 89 home runs at Petco Park, a team record for most home runs hit at home in a season...the previous Petco Park record was 83 home runs, set by the 2016 club...the 1992 and 1993 squads each hit 87 home runs at Qualcomm Stadium.
- For the second consecutive season, the Padres had 21 different players hit a home run in 2017, two shy of the team record of 23 different players in 2008 and 2013.
- Overall on the season there were 182 home runs hit at Petco Park, with 89 by the Padres and 93 by opponents, the most ever in Petco Park history (previous 176 in 2016) and most in San Diego all-time, ahead of 178 home runs at Qualcomm in 2001.
- **Padres rookies combined for 59 home runs in 2017, breaking the team record of 40 set in 2016...the 59 home runs by rookies led all National League clubs and ranked third in the majors behind Oakland (66) and Chicago-AL (60)...**Hunter Renfro led the Friars' rookie pack and set a new club rookie record with 26 home runs, followed by **Manuel Margot (13), Carlos Asuaje (four), Dusty Coleman (four), Allen Córdoba (four), Christian Villanueva (four), Franchy Cordero (three) and Rocky Gale (one).**
- The Padres' five home runs in extra innings were tied for the fourth-most in the majors, their six pinch-hit homers were tied for the sixth-most in all of baseball and their seven leadoff homers tied for seventh.
- Before this season, the fastest a Padres club had four players with double digit home runs was in the 2000 season after 67 games...with **Austin Hedges'** homer on 6/2 after 56 games, the Padres had four players (**Hedges, Wil Myers, Hunter Renfro** and **Ryan Schimpf**) with 10-or-more long balls.

**YOUTH MOVEMENT:** The Padres had 10 players make their Major League debut in 2017, tied for the eighth-most among all clubs...the Reds had the most MLB debuts with 17, followed by the Phillies (15), Twins (14), Blue Jays (13), Yankees (12), Mets (12), Cardinals (11), Padres (10), Giants (10) and Mariners (10).

- Over the past two seasons, the Padres have had 23 players make their MLB debuts, tied with the Athletics for the third-most in the majors behind only the Reds (29) and Phillies (24).
- The following players made their MLB debuts with the Padres in 2017: **Franchy Cordero, Allen Córdoba, Miguel Diaz, Dinelson Lamet, Kyle Lloyd, Phil Maton, Kyle McGrath, Jose Ruiz, Luis Torrens and Christian Villanueva.**

**LET'S GIVE THE MAN A HAND:** LHP **Brad Hand** earned the first All-Star selection of his career and represented the Padres in Miami for the 2017 All-Star Game on July 11.

- In the Midsummer Classic, Hand tossed a 1-2-3 seventh inning to become the seventh pitcher in Padres history with a perfect inning in the All-Star Game and the first since Andy Benes in 1993...he struck out Robinson Cano, the game's MVP, on three pitches.
- On the season, Hand notched a career-best 2.16 ERA (19 ER, 79.1 IP), converted 21 out of 26 save opportunities and posted a 104-to-20 strikeout-to-walk ratio.
- **Became the second reliever in Padres history to record back-to-back 100 strikeout seasons, after recording 111 strikeouts in 2016...**Trevor Hoffman is the only other San Diego reliever to accomplish the feat, done so in the **1996-97 seasons...**Hand's 104 strikeouts in 2017 were the fourth-most among all MLB relievers...dating back to the 2016 season, his 215 strikeouts are third-most of any reliever, behind only NYY Dellin Betances' 226 and CLE Andrew Miller's 218.
- His 154 appearances since 2016 rank tied for second in the majors with CLE Byan Shaw, behind only BOS Addison Reed's 157 appearances.
- Tossed a 24.0-scoreless inning streak from 6/14 to 8/8, the longest scoreless inning streak in the majors this season by a reliever and the third-longest scoreless stretch by a reliever in franchise history, behind only Cla Meredith's 33.2 scoreless frames in 2006 and Mark Davis' 27.2 scoreless in 1988.

# SEASON IN REVIEW

## 2017 SEASON HIGHLIGHTS

**ON YOUR MARK, LAMET, GO:** 25-year-old **Dinelson Lamet's** Major League career got off to a promising start in 2017, as he allowed three earned runs or less in 15 of his 21 starts, posted a 139-to-54 strikeout-to-walk ratio and limited opposing hitters to a .210 (88-for-419) average.

- **Lamet averaged 10.94 strikeouts per nine innings, the fourth-best mark by a rookie all-time (minimum 20 starts)...Kerry Wood posted a 12.58 mark in 1998, followed by Dwight Gooden (11.39 in 1984) and Hideo Nomo (11.10 in 1995).**
- Among pitchers with at least 20 games started this season, Lamet's 10.94 K/9 ratio ranked eighth in the majors and fourth in the NL, behind only ARI Robbie Ray (12.11), WSH Max Scherzer (12.02) and LAD Rich Hill (11.01)...his .210 opponent batting average ranked ninth in the majors and fifth in the NL.
- Made his Major League debut on 5/25 against the New York Mets at Citi Field, tossing 5.0 innings of one-run ball, allowing just three hits and striking out eight in the Padres' 4-3 victory...became only the second player in club history to earn the win and strike out at least eight in their MLB debut...LHP Bob Shirley earned the win and struck out 11 in his 8.2 innings pitched on 4/10/77 at CIN (ELIAS).
- In his next start, he improved to 2-0 in his Petco Park debut on 5/30 vs. CHC, tossing 5.0 innings of two-run ball, allowing five hits and one walk while striking out eight in the Padres' 6-2 victory...per ELIAS, with his eight strikeouts, he became the first rookie since 2014 to fan eight batters in each of his first two MLB starts since NYY Masahiro Tanaka in 2014...he was the 13th rookie to accomplish the feat in the modern era (1900-present).
- Struck out a career-high 12 batters in his start on 6/17 at MIL, the second-highest single-game total by a Padres rookie in franchise history, behind only Oliver Perez's 13 on 7/7/02 at COL...the 12 strikeouts matched the highest single-game total by any rookie this season (also: CIN Amir Garrett on 4/19/17 vs. BAL).



**Dinelson Lamet averaged 10.94 strikeouts per nine innings in 2017, the fourth-best mark by a rookie all-time (minimum 20 starts).**

SEASON IN REVIEW

**RULE 5 GUYS:** The Padres selected or acquired the top three picks in the 2016 Rule 5 Draft, trading for RHP **Miguel Diaz** who was selected by Minnesota from Milwaukee first overall, trading for C **Luis Torrens** who was selected second overall by Cincinnati from New York (AL) and drafting INF/OF **Allen Córdoba** from St. Louis third overall...all three players spent the entire season with the Padres.

- Three times in the past decade, only three picks from an entire Rule 5 Draft have stuck on a Major League roster for an entire season...the only other team to carry three Rule 5 picks on its roster for an entire season was the 2003 Tigers, which kept Wil Ledezma, Matt Roney and Chris Spurling...that Detroit team went 43-119, posting the worst record since the 1962 New York Mets...the Padres went 71-91, accounting for 28 more wins than the '03 Tigers.
- The Padres' 2015 Rule 5 selection, **Luis Perdomo**, set career highs in nearly every category in 2017 and ranked tied for first on the club in quality starts (16), tied for second in wins (eight), third in innings pitched (163.2) and fourth in strikeouts (118)...he also became the first pitcher to hit four triples in a season since PHI Robin Roberts in 1955.

**GOING GLOBAL:** A record total of 259 players on 2017 Opening Day 25-man rosters and inactive lists were born outside the 50 United States, Major League Baseball announced on April 3.

- **The Padres had 12 foreign-born players on their Opening Day 25-man roster, the most in the National League and tied with the Seattle Mariners for the second-most in the majors, behind only the Texas Rangers with a total of 14.**
- The Padres roster consisted of six Venezuelan natives (**Jhoullys Chacin, Hector Sanchez, Luis Sardíñas, Yangervis Solarte, Luis Torrens** and **Jose Torres**), four Dominican Republic natives (**Erick Aybar, Miguel Diaz, Manuel Margot** and **Luis Perdomo**), and two Panama natives (**Christian Bethancourt** and **Allen Córdoba**).



**Jose Pirela led the Padres in average (.288), on-base (.347) and slugging percentage (.490) in 83 games in 2017.**

**JOSE CAN YOU SEE:** The Padres nominated left fielder **Jose Pirela** for the Hank Aaron Award, given annually to the top offensive performer in each league, and he was also selected as the team MVP by the San Diego Chapter of the Baseball Writers' Association of America (BBWAA).

- Pirela started the season with Triple-A El Paso where his .331 average, 13 homers and 42 RBI led the entire Padres minor league system at the time of his call up to the big league club on 6/6.
- Pirela proceeded to lead the Padres in average (.288), on-base percentage (.347) and slugging (.490) with 25 doubles, four triples and 10 home runs in 83 games.
- This past January, Pirela was named the Most Valuable Player of the Venezuelan Winter League Championship Series after helping Aguilas de Zulia claim their sixth title and first in 17 years... it was his first appearance in the Venezuelan Winter League finals and he hit .450 (9-for-20) with a two-run home run in the series clincher.



# SEASON IN REVIEW

## 2017 BREAKDOWN

### PADRES SCORE BY INNINGS

	1	2	3	4	5	6	7	8	9	EXTRA INN.	TOT.
OPPONENTS	115	65	92	104	87	108	101	75	55	14	816
PADRES	81	56	53	69	85	77	75	56	39	13	604

### RECORD BY DAYS

Monday (7-10); Tuesday (11-14); Wednesday (12-13); Thursday (8-9); Friday (11-15); Saturday (14-13); Sunday (8-17)

### RECORD BY MONTHS

April (11-16); May (11-17); June (11-14); July (14-11); August (12-16); September (12-16); October (0-1)

### PADRES RECORD WHEN

Leading after six: . . . . .	48-8	Tied after six: . . . . .	15-15	Trailing after six: . . . . .	8-68
Leading after seven: . . . . .	56-3	Tied after seven: . . . . .	9-10	Trailing after seven: . . . . .	6-78
Leading after eight: . . . . .	61-1	Tied after eight: . . . . .	6-10	Trailing after eight: . . . . .	4-79
Scoring first: . . . . .	44-28	Opponents score first: . . . . .	27-63	Shutouts: . . . . .	12-12
Scoring less than three: . . . . .	6-51	Scoring three-or-four: . . . . .		Scoring five-or-more: . . . . .	47-10
One-run games: . . . . .	19-19	Two-run games: . . . . .	12-14	Extra Innings W-L: . . . . .	4-7
Come-from-behind wins: . . . . .	34	Games decided in last AB: . . . . .	14-13	Walkoff Games: . . . . .	14-13
Series W-L-T (Home): . . . . .	12-10-4	Series W-L-T (Road): . . . . .	8-18-0	Series W-L-T (Total): . . . . .	20-28-4
Series Sweeps (Home): . . . . .	2-1	Series Sweeps (Road): . . . . .	1-7	Series Sweeps (Total): . . . . .	3-8
Interleague: . . . . .	8-12	White Jerseys: . . . . .	33-21	Gray Jerseys: . . . . .	19-30
Blue Jerseys: . . . . .	8-18	Camouflage Jerseys: . . . . .	3-8	Retro Jerseys: . . . . .	2-2
4th of July Jerseys: . . . . .	2-1	Players Weekend Jerseys: . . . . .	0-3		

### STARTS BY BATTING ORDER

- 1st: Asuaje (5), Cordero (2), Córdoba (10), d'Arnaud (1), Jankowski (4), **Margot (105)**, Myers (3), Pirela (30), Szczur (2)
- 2nd: **Asuaje (60)**, Aybar (14), Blash (1), Cordero (10), Córdoba (3), Jankowski (6), Margot (14), Myers (9), Pirela (1), Schimpf (1), Solarte (18), Spangenberg (19), Szczur (5), Villanueva (1)
- 3rd: Asuaje (1), **Myers (104)**, Pirela (41), Schimpf (1), Solarte (12), Spangenberg (3)
- 4th: Blash (3), Myers (9), Pirela (3), Renfroe (42), Sanchez (9), Schimpf (11), **Solarte (81)**, Spangenberg (8)
- 5th: Aybar (1), Blash (8), Cordero (2), Hedges (16), Myers (29), Pirela (2), **Renfroe (30)**, Sanchez (4), Schimpf (26), Solarte (10), Spangenberg (31), Villanueva (3)
- 6th: Asuaje (3), Aybar (21), Blash (14), Cordero (5), Córdoba (3), Hedges (21), Margot (1), Pirela (1), Renfroe (26), Sanchez (4), Sardiñas (2), Schimpf (7), Solarte (2), **Spangenberg (43)**, Szczur (7), Villanueva (2)
- 7th: Asuaje (7), Aybar (33), Blash (13), Coleman (4), Cordero (3), Córdoba (9), d'Arnaud (2), Jankowski (4), **Hedges (36)**, Margot (1), Renfroe (16), Sanchez (6), Sardiñas (1), Schimpf (1), Spangenberg (14), Szczur (11), Villanueva (1)
- 8th: Asuaje (2), Aybar (24), Blash (7), Cahill (1), Chacin (1), Coleman (15), Cordero (1), Córdoba (15), d'Arnaud (7), Gale (3), **Hedges (34)**, Jankowski (5), Renfroe (4), Sardiñas (2), Spangenberg (1), Szczur (12), Torrens (27), Weaver (1)
- 9th: Cahill (8), Chacin (30), Córdoba (2), Cosart (6), Diaz (3), Hedges (3), Jankowski (3), Lamet (19), Lee (1), Lloyd (1), Lyles (5), Overton (1), Perdomo (27), **Richard (31)**, Torrens (4), Sardiñas (1), Weaver (7), Wood (10)

### STARTS BY POSITION

- C: Gale (3), **Hedges (109)**, Sanchez (19), Torrens (31)
- 1B: **Myers (153)**, Pirela (3), Sanchez (2), Solarte (4)
- 2B: **Asuaje (78)**, Pirela (4), Sardiñas (1), Solarte (75), Spangenberg (4)
- SS: **Aybar (93)**, Coleman (19), Córdoba (15), d'Arnaud (8), Sardiñas (3), Solarte (24)
- 3B: d'Arnaud (2), Pirela (1), Sardiñas (2), Schimpf (46), Solarte (18), **Spangenberg (86)**, Villanueva (7)
- LF: Blash (17), Cordero (1), Córdoba (24), Jankowski (17), **Pirela (64)**, Spangenberg (25), Szczur (14)
- CF: Cordero (22), Córdoba (2), Jankowski (3), **Margot (121)**, Szczur (14)
- RF: Blash (29), Córdoba (1), Jankowski (2), Pirela (4), **Renfroe (117)**, Szczur (9)
- P: Cahill (11), **Chacin (32)**, Cosart (6), Diaz (3), Lamet (21), Lee (1), Lloyd (1), Lyles (5), Overton (1), Perdomo (29), **Richard (32)**, Weaver (9), Wood (11)
- DH: Hedges (1), Myers (1), **Pirela (2)**, Renfroe (1), **Sanchez (2)**, Schimpf (1), **Solarte (2)**

### EJECTIONS

DATE	OPP	INNING	PLAYER/COACH	UMPIRE
April 23	Miami	8th	Andy Green	Paul Emmel
June 30	Los Angeles (NL)	2nd	Andy Green	Greg Gibson
August 6	Pittsburgh	11th	Andy Green	Tripp Gibson
September 16	Colorado	6th	Miguel Diaz	Gerry Davis



# SEASON IN REVIEW

SEASON IN REVIEW

## 2017 BATTING STATISTICS

PLAYER	AVG	G	AB	R	H	2B	3B	HR	RBI	SH	SF	HP	BB	SO	SB	CS	OBP	SLG	E
Asuaje	.270	89	307	28	83	14	1	4	21	5	1	2	28	76	0	1	.334	.362	3
Aybar	.234	108	333	37	78	15	1	7	22	3	2	4	28	57	11	4	.300	.348	9
Bethancourt	.143	8	7	0	1	0	0	0	0	0	0	0	0	3	0	0	.143	.143	0
Blash	.213	61	164	24	35	6	0	5	16	0	1	2	28	66	1	2	.333	.341	5
Coleman	.227	27	66	6	15	3	0	4	9	0	1	2	2	33	1	0	.268	.455	4
Corder	.228	30	92	15	21	3	3	3	9	1	0	0	6	44	1	1	.276	.424	2
Cordoba	.208	100	202	17	42	2	2	4	15	0	3	4	18	54	2	2	.282	.297	5
d'Arnaud	.143	22	49	5	7	2	0	1	3	0	0	0	2	17	5	1	.176	.245	3
Gale	.100	3	10	1	1	0	0	1	2	0	0	0	0	2	0	0	.100	.400	1
Hedges	.214	120	387	36	83	17	0	18	55	1	3	3	23	122	4	1	.262	.398	10
Jankowski	.187	27	75	10	14	2	0	0	1	2	0	1	9	28	4	0	.282	.213	0
Margot	.263	126	487	53	128	18	7	13	39	1	4	2	35	106	17	7	.313	.409	3
Myers	.243	155	567	80	138	29	3	30	74	0	7	5	70	180	20	6	.328	.464	8
Pirela	.288	83	312	43	90	25	4	10	40	1	2	2	27	71	4	3	.347	.490	4
Renfroe	.231	122	445	51	103	25	1	26	58	0	1	6	27	140	3	0	.284	.467	9
Sanchez	.219	75	137	14	30	4	0	8	25	0	1	0	5	41	0	0	.245	.423	3
Sardinas	.163	29	49	3	8	0	0	0	1	0	0	0	4	11	1	0	.226	.163	2
Schimpf	.158	53	165	24	26	2	0	14	25	0	2	3	27	70	0	0	.284	.424	7
Solarte	.255	128	466	49	119	21	0	18	64	0	4	5	37	61	3	0	.314	.416	10
Spangenberg	.264	129	444	57	117	18	2	13	46	2	1	5	34	128	11	3	.322	.401	13
Szczur	.227	104	176	26	40	11	2	3	15	2	0	4	32	40	0	2	.358	.364	1
Torrens	.163	56	123	7	20	3	1	0	7	3	0	1	12	30	0	0	.243	.203	2
Villanueva	.344	12	32	5	11	1	0	4	7	0	0	0	0	10	0	0	.344	.750	0
<b>TOTALS</b>	<b>.234</b>	<b>162</b>	<b>5356</b>	<b>604</b>	<b>1251</b>	<b>227</b>	<b>31</b>	<b>189</b>	<b>576</b>	<b>52</b>	<b>33</b>	<b>53</b>	<b>460</b>	<b>1499</b>	<b>89</b>	<b>33</b>	<b>.299</b>	<b>.393</b>	<b>113</b>

## 2017 PITCHING STATISTICS

PITCHER	W-L	ERA	G	GS	CG	SHO	SV	IP	H	R	ER	HR	HB	BB	SO	WP	BK	AVG
Aybar	0-0	0.00	2	0	0	0	0	1.1	0	0	0	0	0	1	0	0	0	.000
Baumann	2-1	2.55	23	0	0	0	0	17.2	11	5	5	4	3	7	21	0	0	.177
Bethancourt	0-0	14.73	4	0	0	0	0	3.2	6	9	6	1	0	8	2	2	0	.353
Buchter	3-3	3.05	42	0	0	0	1	38.1	28	15	13	7	1	18	47	0	1	.199
Cahill	4-3	3.69	11	11	0	0	0	61.0	58	29	25	6	3	24	72	14	0	.247
Capps	0-0	6.57	11	0	0	0	0	12.1	12	9	9	2	0	2	7	1	0	.261
Chacin	13-10	3.89	32	32	0	0	0	180.1	157	82	78	19	14	72	153	7	1	.235
Cosart	0-2	4.88	7	6	0	0	0	24.0	26	15	13	0	2	19	15	1	1	.283
Diaz	1-1	7.34	31	3	0	0	0	41.2	44	35	34	11	3	25	33	5	1	.275
Esch	0-0	---	1	0	0	0	0	0.0	0	0	0	0	0	2	0	0	0	---
Hand	3-4	2.16	72	0	0	0	21	79.1	54	20	19	9	7	20	104	4	0	.191
Lamet	7-8	4.57	21	21	0	0	0	114.1	88	63	58	18	6	54	139	9	0	.210
Lee	1-0	5.63	3	1	0	0	0	8.0	8	5	5	1	0	8	6	0	0	.250
Lloyd	0-0	9.00	1	1	0	0	0	4.0	6	4	4	1	0	2	2	0	0	.333
Lyles	1-3	9.39	5	5	0	0	0	23.0	35	24	24	5	0	10	22	2	0	.343
Maton	3-2	4.19	46	0	0	0	1	43.0	41	23	20	10	1	14	46	0	0	.248
Maurer	1-4	5.72	42	0	0	0	20	39.1	39	25	25	4	1	8	38	1	0	.257
Mazzoni	0-0	13.5	6	0	0	0	0	8.0	17	16	12	5	1	4	4	0	0	.415
McGrath	0-0	2.84	17	0	0	0	0	19.0	14	6	6	2	0	6	16	1	0	.209
Melville	0-0	7.71	2	0	0	0	0	2.1	3	3	4	2	0	3	3	0	0	.333
Overton	0-1	7.71	1	1	0	0	0	4.2	9	4	4	2	1	2	3	0	0	.429
Perdomo	8-11	4.67	29	29	0	0	0	163.2	182	97	85	17	8	65	118	11	2	.285
Quackenbush	0-2	7.86	20	0	0	0	0	26.1	32	23	23	5	1	16	23	3	1	.299
Richard	8-15	4.79	32	32	2	1	0	197.1	240	114	105	24	8	59	151	7	0	.308
Ruiz	0-0	0.00	1	0	0	0	0	1.0	1	0	0	0	0	1	1	0	0	.000
Sardinas	0-0	0.00	1	0	0	0	0	1.0	1	0	0	0	0	0	0	0	0	.250
Stammen	2-3	3.14	60	0	0	0	0	80.1	68	29	28	12	2	28	74	2	0	.229
Torres	7-4	4.21	62	0	0	0	1	68.1	63	34	32	13	4	16	63	2	3	.244
Valdez	0-0	7.94	13	0	0	0	0	17.0	20	16	15	7	2	4	16	1	0	.294
Weaver	0-5	7.44	9	9	0	0	0	42.1	51	41	35	16	4	12	23	0	0	.295
Wood	3-4	6.71	11	11	0	0	0	52.1	62	44	39	15	1	25	36	0	0	.295
Yates	4-5	3.72	61	0	0	0	1	55.2	42	26	23	10	2	19	87	0	1	.206
<b>TOTALS</b>	<b>71-91</b>	<b>4.67</b>	<b>162</b>	<b>162</b>	<b>2</b>	<b>12</b>	<b>45</b>	<b>1430.2</b>	<b>1417</b>	<b>816</b>	<b>742</b>	<b>226</b>	<b>75</b>	<b>554</b>	<b>1325</b>	<b>73</b>	<b>11</b>	<b>.259</b>

## 2017 DISABLED LIST

PLAYER (INJURY)	PLACED (RETRO)	GAMES MISSED	REINSTATED
LHP Robbie Erlin* (recovering from Tommy John surgery)	3/30	162	--
LHP Colin Rea* (recovering from Tommy John surgery)	3/30	162	--
LHP Buddy Baumann (left shoulder soreness)	4/1 (3/30)	96	7/22
RHP Carter Capps (recovering from Tommy John surgery)	4/1 (3/31)	62	6/10
OF Alex Dickerson* (lower back strain)	4/1 (3/30)	162	--
LHP Christian Friedrich* (left elbow strain)	4/1 (3/30)	162	--
C Hector Sanchez (concussion)	4/7	6	4/14
RHP Trevor Cahill (lower back strain)	4/9 (4/6)	9	4/16
RHP Luis Perdomo (right shoulder inflammation)	4/12 (4/8)	14	4/23
RHP Jarrod Cosart (right hamstring strain)	4/19	23	5/14
C Hector Sanchez (right foot contusion)	5/7 (5/6)	42	6/23
RHP Trevor Cahill (right shoulder strain)	5/17 (5/14)	44	7/4
RHP Jered Weaver (left hip inflammation)	5/20	75	^
OF Manuel Margot (strained right calf)	5/27 (5/25)	28	6/27
OF Travis Jankowski (right foot bone bruise)	4/24	87	8/4
RHP Jarrod Cosart* (right elbow strain)	6/6 (6/5)	104	--
RHP Miguel Diaz* (strained right forearm)	6/23 (6/22)	58	8/29
INF Yangervis Solarte (strained left oblique)	6/23 (6/21)	33	7/30
OF Hunter Renfroe (strained neck)	7/14 (7/10)	6	7/20
C Austin Hedges (concussion symptoms)	7/18	12	7/30
INF Erick Aybar (left foot contusion)	7/22	37	9/1
RHP Carter Capps* (blood clot)	9/12	18	--

NOTE: \*Players in italics ended season on the DL

^Ended season on 60-Day DL

1,402



# SEASON IN REVIEW

## 2017 WIN-LOSS BREAKDOWN

	HOME	ROAD	TOTALS		SD	OPP
	W-L	W-L	W-L			
Shutouts	9-6	3-6	12-12	Errors	113	86
Individual Shutouts	1-3	0-0	1-3	GIDP	99	156
Extra Innings	1-2	3-5	4-7	Triple Plays	0	0
One-Run Games	8-5	11-14	19-19	Complete Games	2	7
Two-Run Games	17-13	14-20	31-33	Stolen Bases	89	76
vs. Left-Handed Starters	13-10	6-17	19-27	Caught Stealing	33	34
vs. Right-Handed Starters	30-28	22-36	52-64	Doubles	227	275
Grass	43-38	28-53	71-91	Triples	31	23
Artificial Turf	0-0	0-0	0-0	Home Runs (home)	89	93
Day	10-15	9-16	19-31	Home Runs (away)	100	133
Night	33-23	19-37	52-60	Home Runs (total)	189	226
Doubleheaders	2-0	0-0	2-0	Grand Slams	1	11
<b>OVERALL</b>	<b>43-38</b>	<b>28-53</b>	<b>71-91</b>	Left On Base	1,037	1,061

## SEASON HIGHS AND LOWS

### TEAM BATTING

Most Runs:	12, 3x, last: 8/22 at STL
Most Runs (inn.):	8, 4/29 at SF (Top 6th)
Most Hits:	20, 7/21 at SF (11 innings)
Most Hits (inn.):	6, 4x, last: 9/9 at ARI (Top 9th)
Most Doubles:	4, 5x, last: 9/8 at ARI
Most Home Runs:	5, 2x, 9/20 vs. ARI
Most Home Runs (inn.):	2, 12x, last: 9/26 at LAD (Top 5th)
Most Extra-Base Hits:	8, 7/21 at SF (11 innings)
Most Total Bases:	35, 7/21 at SF (11 innings)
Most Stolen Bases:	5, 8/16 vs. MIL
Most Walks:	8, 9/2 vs. LAD
Most Strikeouts:	17, 3x, last: 5/27 at WSH
Most Left on Base:	12, 2x, last: 7/21 at SF
Fewest Left on Base:	1, 2x, last: 8/1 vs. MIN
Fewest Hits:	2, 2x, last: 9/1 vs. LAD

### INDIVIDUAL BATTING

Most Hits:	4, 6x, last: Pirela, 8/8 at CIN
Most Runs:	3, 9x, last: Renfro, 9/20 vs. ARI
Most Doubles:	2, 8x, last: Asuaje, 8/22 at STL
Most Triples:	2, Pirela, 7/29 vs. PIT
Most Home Runs:	3, Renfro, 9/20 vs. ARI
Most Extra-Base Hits:	3, 3x, last: Renfro, 9/20 vs. ARI
Most RBI:	6, Solarte, 8/22 at STL
Most Stolen Bases:	3, 8/16 vs. PHI
Most Strikeouts:	4, 11x, last: Blash, 9/2 vs. LAD
Most Walks:	4, Schimpf, 4/7 vs. LAD
Most Total bases:	12, Renfro, 9/20 vs. ARI
Longest Hit Streak:	11, 2x: Myers, 4/9-20 and Pirela, 7/9-24

### TEAM PITCHING

Most Strikeouts:	19, 6/17 at MIL (11 innings)
Most Walks:	11, 4/6 at LAD (11 innings)
Most Runs allowed:	18, 7/19 at COL
Most Runs allowed (inn.):	9, 6/10 vs. KC (Top 8th)
Most Hits allowed:	21, 7/19 at COL
Most Hits allowed (inn.):	8, 5/23 at NYM (Bottom 1st)
Fewest Hits allowed:	2, 3x, 6/21 at CHC
Most HR allowed:	7, 9/12 at MIN
Most HR allowed (inn.):	3, 2x, last: 7/19 at COL (Bot 4th)
Shutouts:	12, last: 9/23 vs. COL

### INDIVIDUAL PITCHING

Most Innings (start):	9.0, 2x, last: Richard, 8/16 vs. PHI
Fewest Innings (start):	0.2, 3x, last: Chacin, 5/23 at NYM
Most Innings (relief):	4.0, Diaz, 9/5 vs. STL
Most Strikeouts (start):	12, Lamet, 6/17 at MIL
Most Strikeouts (relief):	7, Stammen, 5/19 vs. ARI
Longest Win Streak:	Three games, 3x, last: Lamet, 7/23-8/5
Longest Losing Streak:	Four games, Richard, 7/14-30
Cons. scoreless inn. (start):	14.0, Chacin, 6/27-7/8
Cons. scoreless inn. (relief):	24.0, Hand, 6/14-8/8
Most Runs Allowed:	11, Richard, 7/19 at COL
Most Hits Allowed:	14, Richard, 7/19 at COL
Most Walks Allowed:	6, 4x, last: Lamet, 9/26 at LAD
Most HR Allowed:	3, 10x, last: Lyles, 9/22 vs. COL
Most HR Allowed (inn.):	2, 2x, last: Yates, 9/27 at LAD (Bot 6th)

### MISCELLANEOUS

Longest Winning Streak:	Five, 5/28-6/2
Longest Losing Streak:	Five, 5x, last: 9/24-29
Longest Game, Innings:	12 inn., 3x, last: 8/6 at PIT
Longest Game Time (9 inn.):	4:11, 5/5 vs. LAD
Longest Game Time (extra):	4:46, 7/21 at SF (11)
Shortest Game Time:	2:13, 4/19 vs. ARI
Largest Crowd (Petco):	43,441 on 4/7 vs. LAD
Smallest Crowd (Petco):	14,224 on 5/9 vs. TEX
Largest Crowd (road):	53,701, 4/3 at LAD
Smallest Crowd (road):	12,215, 4/26 at ARI
Largest Winning Margin:	8 runs, 2x, last: 8/22 at STL
Largest Losing Margin:	16 runs, 2x, last: 9/16 at COL
Most Double Plays Turned:	4, 2x, last: 8/24 at STL
Most Double Plays Grounded Into:	3, 2x, last: 7/19 at COL
Most Errors:	4, 4/18 vs. ARI
Come from Behind Wins:	34
Delays:	Six total
Longest delay:	2:05, 8/4 at PIT
Rainouts:	1, 5/7 vs. LAD (postponed to 9/2)

### PADRES CHALLENGES (18-for-43)

Overtuned:	18
Stands:	25
Success Rate:	41.8%

### UMPIRE REVIEW (7)

Upheld:	4
Overtuned:	3

### OPPONENT CHALLENGES (19-for-38)

Overtuned:	19
Stands:	19
Success Rate:	50.0%

### ALL-TIME PADRES CHALLENGES

SINCE 2014 (174)	
Number of challenges:	174
Overtuned:	83
Success Rate:	47.7%



MAJOR LEAGUE  
BASEBALL  
HALL OF FAME

Hall of Fame



TM

HISTORY & RECORDS

---





# HISTORY & RECORDS

## PADRES HALL OF FAME PRESENTED BY SONY

The San Diego Padres Hall of Fame honors players, coaches and executives who have contributed to the organization's growth and success since San Diego entered the Major Leagues in 1969.

Fourteen individuals have been inducted into the San Diego Padres Hall of Fame since it was created to honor the club's 30th anniversary in 1999. The inaugural class of '99 included Randy Jones, Nate Colbert and Ray Kroc. In 2000, outfielder Dave Winfield was the lone inductee, Buzzie Bavasi and Jerry Coleman were inducted in 2001, Tony Gwynn took his place in the Padres Hall of Fame in 2002; Dick Williams was inducted in 2009; Trevor Hoffman was honored in 2014; Benito Santiago and Garry Templeton were enshrined in 2015, Ted Williams and Ken Caminiti were inducted in 2016; Jack McKeon was the last inductee in 2017.




The Padres Hall of Fame presented by Sony opened at Petco Park on July 1, 2016, showcasing the history of the San Diego Padres and baseball in San Diego. The experience of visiting the Padres Hall of Fame begins outside the entrance on K Street, at Padres Hall of Fame Plaza, where the exterior courtyard links the Padres to the National Baseball Hall of Fame with a Padres in Cooperstown wall. The wall pays tribute to all players and coaches who have worn a Padres uniform and gone on to be inducted into the National Baseball Hall of Fame in Cooperstown, N.Y. The two players in franchise history who were inducted into the National Baseball Hall of Fame as Padres – Dave Winfield (2001) and Tony Gwynn (2007) – are prominently honored with replicas of their Hall of Fame plaques presented on pedestals in front of the wall.

As fans enter the Padres Hall of Fame, they are greeted by a five-panel media wall, which features historical videos and other multi-media content. Three full walls of the space are occupied by an 80-foot-long, in-depth timeline, starting with baseball in San Diego in the era before the Padres (1871-1935), moving into the Pacific Coast League Padres both at Lane Field (1936-57) and at Westgate Park (beginning in 1958), and finally transitioning to the Major League Padres, through San Diego Stadium's opening in 1969 and into the present day at Petco Park.

As guests reach the end of the timeline, they approach a state-of-the-art 4K theater featuring three Sony 120" 4K short throw projectors and an interactive kiosk where guests can select and watch their choice of video from a variety of historical moments and team achievements. At the center of the Padres Hall of Fame are 13 two-sided, eight-foot-tall panels dedicated to each current member of the Padres Hall of Fame. The illuminated panels depict imagery of these legendary members of the Padres family, along with information about their career highlights and personal achievements. Near the exit is the Padres All-Time Leaders wall presented by Sycuan, highlighting the top five players in Padres history in 12 different statistical categories. Upon exiting into Palm Court Plaza, guests will view the Padres Honors Wall, featuring memorabilia highlighting some of the highest honors Padres players have earned over the history of the franchise.

### BUZZIE BAVASI – INDUCTED 2001



Already a veteran of nearly 30 years in the game, Bavasi joined C. Arnholt Smith's effort to attract a National League franchise to San Diego in 1967 and, after securing a team, served as the Padres first president from the birth of the franchise until 1977.

Bavasi was one of baseball's most respected executives. He began his career with the Brooklyn Dodgers in 1939, serving the organization in a variety of roles. Following a stint in the military as an infantry machine gunner from 1943-46, Bavasi served as general manager of the Dodgers Triple-A club in Montreal. In 1951, he was appointed vice president and general manager of the Brooklyn Dodgers, a post he held through the club's move to Los Angeles until he resigned to join the effort to bring the Major Leagues to San Diego. Bavasi passed away on May 1, 2008 in San Diego at the age of 93.

### KEN CAMINITI – INDUCTED 2016



While Ken Caminiti played only four seasons in San Diego (1995-1998), they were arguably the four best seasons of his career. He won Gold Glove Awards three straight years, starting in 1995. He was an All-Star in 1994, while with the Astros, and in 1996 and 1997 with the Padres. Caminiti became the first Padre to win the National League MVP award when he was unanimously recognized in 1996, the same year he won the Silver Slugger Award. In 1998, he helped lead the Padres to the World Series.

Caminiti had a career-year in 1996, hitting .326 with 40 home runs, 109 runs scored and a franchise-record 130 RBI, helping the Padres win the National League West Division, sending San Diego to the playoffs for just the second time in franchise history.

He passed away on October 10, 2004 at the age of 41.

	AVG	G	AB	R	H	2B	3B	HR	RBI	BB	SO	SB	CS	OBP	SLG
ML Totals - 15 Years	.272	1760	6288	894	1710	348	17	239	983	727	1163	88	39	.347	.447
Padres Totals - 4 Years	.295	557	2010	362	592	127	2	121	396	298	419	40	14	.384	.540

# HISTORY & RECORDS

## NATE COLBERT – INDUCTED 1999




Nate Colbert emerged as the first bona fide star to wear a Padres uniform, becoming one of the game's premier power hitters of the early 1970s. The first baseman made three All-Star appearances (1971-73) as a Padres player and led the team in home runs the first five years of its existence.

Colbert's greatest achievement stands as one of the all-time best days a player has experienced in the Major Leagues. On August 1, 1972, Colbert hit five home runs and drove in 13 runs in a doubleheader in Atlanta. The RBI total established a record that has since been tied by St. Louis' Mark Whiten (September 7, 1993 at Cincinnati), and the five home runs tied Stan Musial's 1954 Major League mark. Colbert's 163 home runs stand to this day as the most in Padres history,

while his .469 slugging percentage places him fifth on the club's all-time list.

	AVG	G	AB	R	H	2B	3B	HR	RBI	BB	SO	SB	CS	OBP	SLG
ML Totals - 10 Years	.243	1004	3422	481	833	141	25	173	520	383	902	52	31	.322	.451
Padres Totals - 6 Years	.253	866	3080	442	780	130	22	163	481	350	773	48	27	.331	.469

## JERRY COLEMAN – INDUCTED 2001



Jerry Coleman was the voice of the Padres for 42 seasons, stirring loyal fans across the region with his patented "Oh Doctor!" and "Hang a Star" calls, trademarks of Padres broadcasts from 1972-2013. In 1999, Coleman was recognized by the Padres with a jersey retired in honor of his contributions not only to the club but also to the San Diego community. The Padres unveiled a star under the press box at Petco Park during the 2004 season and in 2005 he was inducted into the US Marine Corps Sports Hall of Fame while also receiving the prestigious Ford C. Frick Award from the National Baseball Hall of Fame in Cooperstown. He was inducted into the National Radio Hall of Fame in Chicago as a member of the 2007 class. In January of 2010 he received a Lifetime Achievement award at the 60th annual Golden Mike Awards. On September 15, 2012, the Padres honored Coleman's 70 years in baseball and 40 with the Padres with a pre-game ceremony at Petco Park, during which the club unveiled a statue of Coleman at the park while the mayor of San Diego proclaimed the day "Jerry Coleman Day."

Coleman's distinguished broadcasting career included stops with the Yankees, as well as 22 seasons calling the CBS Radio Network's "Game of the Week." A former Major Leaguer, who left the broadcast booth in 1980 to become the Padres manager for one season, played on six World Series clubs in nine seasons (1949-57) with the New York Yankees, a key member of the greatest dynasty in baseball history. The second baseman made his Big League debut in 1949, earning Associated Press Rookie of the Year honors. The following season, Coleman was an American League All-Star and the World Series Most Valuable Player, as the Yankees swept the Phillies in four games.

Coleman, whose playing career was interrupted twice when he was called upon to serve the United States as a Marine pilot in World War II and in Korea, retired with a lifetime .263 average, 16 homers and 217 RBI in 723 games. The only Major League player to see active combat in two wars, Coleman's distinguished military service record includes 120 missions and two Distinguished Flying Crosses, 13 Air Medals and three Navy Citations. He passed away on January 5, 2014 in San Diego at the age of 89.

## TONY GWYNN – INDUCTED 2002



The greatest Padres player of them all, and one of the greatest hitters in the history of Major League Baseball, Tony Gwynn was the first-ever unanimous selection to the Padres Hall of Fame upon his retirement at the conclusion of the 2001 season.

In 20 seasons (1982-2001), the man who will forever be known as "Mr. Padre" won a National League-record tying eight batting titles and was selected to 16 All-Star teams.

He retired with a .338 career batting average and 3,141 hits in 2,440 games. Gwynn's hit count includes 543 doubles, 85 triples and 135 home runs. He finished with 1,138 RBI and 319 stolen bases.

The Padres career leader in virtually every offensive category, Gwynn retired 17th on the all-time Major League hit list, 17th on the doubles list and eighth on the all-time singles list. His .338 career average, the highest by any Major Leaguer since Ted Williams, is 22nd-best all-time.

Gwynn played on each of the first three Padres Division Championship clubs (1984, 1996, 1998) and batted .371 in the club's two World Series appearances in 1984 against the Tigers and in 1998 against the Yankees.

Only the 17th player in history to spend his entire career of 20-or-more seasons with one club when he retired, Gwynn's unwavering loyalty to the Padres and his undying devotion to the San Diego community further cemented his standing as Mr. Padre and one of the great ambassadors the game of baseball has ever known.

Gwynn was inducted into the National Baseball Hall of Fame in July of 2007. He passed away on June 16, 2014 in Poway, CA at the age of 54.

	AVG	G	AB	R	H	2B	3B	HR	RBI	BB	SO	SB	CS	OBP	SLG
ML Totals - 20 Years	.338	2440	9288	1383	3141	543	85	135	1138	790	434	319	125	.388	.459





# HISTORY & RECORDS

## TREVOR HOFFMAN – INDUCTED 2014



The most successful closer in Padres franchise history and one of the best ever in the history of Major League Baseball, Trevor Hoffman was elected into the National Baseball Hall of Fame in January 2018 and inducted into the Padres Hall of Fame on August 30, 2014.

Hoffman, who now serves as the Padres' senior advisor to baseball operations, retired as Major League Baseball's all-time saves leader with 601 in 677 opportunities, a 61-75 record, 2.87 ERA (347 ER, 1089.1 IP), .211 opponent batting average and 1,133 strikeouts in 1,035 relief appearances. The seven-time all-star (1998, 99, 2000, 02, 06, 07, 09) also finished in the top 10 in Cy Young voting (1996, 98, 99, 2006) and in the top 25 in Most Valuable Player voting (1996, 98, 2005, 06) on four occasions each.

Over his 16 seasons with San Diego, Hoffman compiled a 54-64 record with 552 saves in 618 opportunities (.893 save percentage), a 2.76 ERA (292 ER/952.1 IP), .211 opponent batting average and 1,029 strikeouts in 902 relief appearances. He was the first player in MLB history to reach the 500 and 600 save milestones and his nine total season of 40-plus saves are tied with Mariano Rivera for the most all-time. He recorded 40-plus saves in four consecutive seasons twice (1998-2001 and 2004-07), the only pitcher to ever accomplish the feat twice. He also recorded a single season franchise record 53 saves during the 1998 National League title season.

A California native and San Diego resident, Hoffman has been heavily involved in the local community since joining the Padres in 1993. Hoffman was named the local recipient of the Roberto Clemente Award on six occasions and was honored with both the Lou Gehrig Award and Teammates for Kids Award in 2006. In addition, he received the Hutch Award in 2005 and was named the 1999 recipient of the Padres Chairman's Award.

	W-L	ERA	G	GS	CG	SHO	SV	IP	H	R	ER	HR	HB	BB	SO	WP	BK
ML Totals - 18 Years	61-75	2.87	1035	0	0	0	601	1089.1	846	378	347	100	9	307	1133	49	0
Padres Totals - 16 Years	54-64	2.76	902	0	0	0	552	952.1	738	323	292	85	8	255	1029	42	0

## RANDY JONES – INDUCTED 1999




Randy Jones was the first Padres pitcher to win the Cy Young award and earned tremendous popularity among Padres fans, a relationship that remains strong to this day. Jones, a left-hander who won the Cy Young in 1976 after going 22-14 with a 2.74 ERA and 25 complete games, remains the club leader in innings pitched (1766.0), starts (253), complete games (71) and shutouts (18).

Jones was an All-Star in 1975 and 1976, establishing a unique rapport with Padres fans, who gave him a standing ovation as he approached the mound for every start. Jones remains an active ambassador for the Padres in the community, making dozens of appearances annually.

	W-L	ERA	G	GS	CG	SHO	SV	IP	H	R	ER	HR	HB	BB	SO	WP	BK
ML Totals - 10 Years	100-123	3.42	305	285	73	19	2	1933.0	1915	875	735	129	18	503	735	19	6
Padres Totals - 8 Years	92-105	3.30	264	253	71	18	2	1766.0	1720	759	648	110	13	414	677	16	6


## RAY KROC – INDUCTED 1999



Ray Kroc bought the Padres franchise on January 25, 1974, when the club literally had packed and was prepared to move to Washington, D.C. An entrepreneur who created the McDonald's fast-food empire, Kroc ensured that the Padres would remain in San Diego.

He oversaw the club's rise from a perennial loser in the standings and at the gate to a viable franchise that would win the National League pennant in 1984. After attendance only reached a season-high of at 644,272 before he purchased the club, the Padres drew more than one million fans every year except the strike-shortened 1981 season, and the team on the field grew to respectability, earning its first winning record in 1978. Kroc died in January 1984 and would not see his team reach the World Series that year — with the club carrying an "RAK" emblem on its uniform that season. Kroc's wife, Joan, assumed the role of owner after his death, until her sale of the club in 1990.

## BENITO SANTIAGO – INDUCTED 2015



Benito Santiago was unanimously named National League Rookie of the Year in 1987, the first in Padres franchise history. A five-time National League All-Star, four with the Padres (1989-92), he played seven of his first 20 Major League seasons for San Diego, hitting .264 (758-for-2872) with 124 doubles, 15 triples, 85 home runs and 375 RBI over 789 games from 1986-92.


His four starts behind the plate for the National League All-Star team are the second-most starting nods at the Mid-Summer Classic in franchise history behind only Tony Gwynn and his 12 starts.

The Puerto Rico native also received four Louisville Silver Slugger Awards (1987-88, 1990-91) and three Rawlings Gold Gloves (1988-90) in his career, all with San Diego. His career-best and franchise-record 34-game hitting streak during his rookie season in 1987 still stands as the longest hitting streak in Major League history by a rookie as well as the longest ever by a catcher.

	AVG	G	AB	R	H	2B	3B	HR	RBI	BB	SO	SB	CS	OBP	SLG
ML Totals - 20 Years	.263	1978	6951	755	1830	323	41	217	920	91	69	430	1270	.307	.415
Padres Totals - 8 Years	.264	789	2872	312	758	124	15	85	375	62	46	139	516	.298	.406

# HISTORY & RECORDS

## GARRY TEMPLETON – INDUCTED 2015



Garry Templeton, who played 10 of his 16 Major League seasons with San Diego from 1982-1991, was the first shortstop inducted into the Padres Hall of Fame. The switch-hitter hit .252 with 195 doubles, 36 triples, 43 home runs and 427 RBI over 1,286 games for the Padres.

Templeton ranks second to Tony Gwynn among franchise leaders in several offensive categories, including games played, at-bats, hits and doubles and ranks fourth in triples, seventh in RBI and eighth in runs scored. He was named a National League All-Star for the Padres and team MVP in 1985 and earned a Louisville Silver Slugger Award in 1984. Over his 10 seasons in San Diego, he posted a .965 fielding percentage at shortstop, the best fielding percentage in franchise history at that position.

	AVG	G	AB	R	H	2B	3B	HR	RBI	BB	SO	SB	CS	OBP	SLG
ML Totals - 16 Years	.271	2079	7721	893	2096	329	106	70	728	375	1092	242	129	.304	.369
Padres Totals - 10 Years	.252	1286	4512	430	1135	195	36	43	427	272	684	101	49	.293	.339

## DICK WILLIAMS – INDUCTED 2009



The Padres' manager from 1982-85, Dick Williams led the Friars to a 337-311 record and .520 winning percentage over four years, finishing at .500 or better each season. In the club's 13 seasons prior to his arrival, the team had posted just one winning season (1978). Under Williams' guidance, the Padres went 92-70 in 1984, reaching the playoffs for the first time in franchise history and advancing to the World Series.

## TED WILLIAMS – INDUCTED 2016




Ted Williams, a Baseball Hall of Famer and 17-time All-Star, was a San Diego native who played with the Pacific Coast League Padres before making it to the Red Sox. A graduate of Herbert Hoover High School in San Diego, at age 17 he signed with the Padres during the club's inaugural 1936 season in the Pacific Coast League, batting .271 over 42 games. Williams hit .291 with 23 home runs over 138 games the next year, helping the Padres to the PCL championship before signing with the Red Sox.

In 1939, he started in his 19-year career with Boston that included a .344 career average and 521 home runs, despite the time he spent serving in both World War II and the Korean War. Williams passed away on July 5, 2002 at the age of 83.

	AVG	G	AB	R	H	2B	3B	HR	RBI	BB	SO	SB	CS	OBP	SLG
ML Totals - 19 Years	.344	2292	7706	1798	2654	525	71	521	1839	2021	709	24	17	.482	.634


## DAVE WINFIELD – INDUCTED 2000



Dave Winfield jumped directly into the Padres lineup off the University of Minnesota campus in 1973. In eight Padres seasons, he was named to four NL All-Star teams (1977-80), led the club in home runs five times (1976-80) and paced the team in RBI six times (1974-75, 1977-80). The team MVP in 1978 and 1979, Winfield batted .284 with 154 homers, 626 RBI and 133 stolen bases for San Diego, the start of a 22-year Major League career which culminated in his election to the National Baseball Hall of Fame in January 2001. Winfield was inducted into the Hall of Fame August 5, 2001, the first player to enter the Cooperstown shrine as a Padres player.

	AVG	G	AB	R	H	2B	3B	HR	RBI	BB	SO	SB	CS	OBP	SLG
ML Totals - 22 Years	.283	2973	11003	1669	3110	540	88	465	1833	1216	1686	223	96	.353	.475
Padres Totals - 8 Years	.284	1117	3997	599	1134	179	39	154	626	463	585	133	50	.357	.464

## JACK McKEON – INDUCTED 2017



"Trader Jack" McKeon spent 11 seasons as general manager of the Padres (1980-90), including the parts of three seasons he spent in the dual role of GM and manager (1988-90). He earned the sobriquet "Trader Jack" for his renowned ability to instigate and complete transactions. McKeon was 49-years-old when he began his role as general manager, and he made a multitude of the trades and signings that helped lead to the club's 1984 National League title, including a 11-player trade with the St. Louis Cardinals. His most notable trade acquisitions included Garry Templeton, Terry Kennedy, Graig Nettles, Carmelo Martinez and Dave Dravecky. During the 1988 season, McKeon assumed the managerial title after the Padres got off to a 16-30 start, becoming the 12th manager in franchise history. For parts of three seasons, he led the Padres 193 victories, boasting an .541 winning percentage.



# HISTORY & RECORDS

## PADRES IN COOPERSTOWN



### NATIONAL BASEBALL HALL OF FAME AND MUSEUM

25 Main Street, Cooperstown, New York 13326  
Phone: (607) 547-7200 Fax: (607) 547-2044  
Public Relations: (607) 547-0215  
E-mail address: info@baseballhall.org  
Website: baseballhall.org

Summer Hours: Memorial Day Weekend - Labor Day Weekend: 9 a.m. to 9 p.m.  
Regular Hours: 9 a.m. to 5 p.m.  
Holiday Closings: Thanksgiving Day, Christmas Day, and New Year's Day.

**DIRECTOR:** Jane Forbes Clark (Chairman), Joe Morgan (Vice Chairman), Jeff Idelson (President), Jeff Jones (Senior Vice President of Finance and Administration), Sean Gahagan (Vice President, Retail Merchandising & Licensing), Erik Strohl (Vice President, Exhibitions and Collections), Ken Meffert (Vice President, Sponsorship & Development)  
**RESEARCH AND LIBRARY CONTACTS:** Jim Gates (Librarian)  
**PR CONTACTS:** Jon Shestakofsky (Vice President, Communications & Education) and Craig Muder (Communications Director)

#### HALL OF FAME WEEKEND 2018: July 27-30

**Class of 2018:** Vladimir Guerrero, Trevor Hoffman, Chipper Jones, Jack Morris, Jim Thome, Alan Trammell  
**Awards:** Sat. July 28, 4:30 p.m. ET, Doubleday Field  
**Induction:** Sun. July 29, 1:30 p.m. ET, Clark Sports Center

#### HALL OF FAME CLASSIC 2018: May 25-27

Legends Game and Special Events  
**Game:** Sat. May 26, Doubleday Field  
For more information, visit [baseballhall.org](http://baseballhall.org)

#### PADRES IN THE HALL OF FAME

Thirteen players and managers who have worn a San Diego Padres uniform have earned enshrinement into the National Baseball Hall of Fame, including 2018 electee Trevor Hoffman, who will become the third Padres player to have a Padres logo on his plaque cap along with Dave Winfield and Tony Gwynn. Other Hall of Famers with ties to the Padres include Roberto Alomar, Ozzie Smith, Rollie Fingers, Goose Gossage, Rickey Henderson, Willie McCovey, Gaylord Perry, Mike Piazza, Greg Maddux and Dick Williams. For more information on San Diego Padres in the Hall of Fame, visit the "Hall of Famers" team pages at [www.baseballhall.org](http://www.baseballhall.org).

#### NOTABLE PADRES ARTIFACTS IN COOPERSTOWN

- Padded cap worn by pitcher Alex Torres on June 21, 2014, becoming the first pitcher wear the new padded cap in a game.
- Manager Bud Black's 1983 throwback uniform with memorial jersey patch worn as a tribute to Winfield on July 14, 2011 to Hall of Famer Dick Williams during the team's first home game after he passed away.
- Glove used by Kevin Koussamanoff during the 2009 season when he set a single-season record for NL third basemen with a .990 fielding percentage, making only three errors in 309 total chances.
- Bat used by Jody Gerut hit a leadoff home run in the first game at Citi Field, the first time in that the first batter of the first regular-season game at a new ballpark has hit a home run.
- Ticket from the final Hall of Fame Game, which was to be played June 16, 2008 against the Padres but was rained out.
- Jersey worn by Greg Maddux during his 350<sup>th</sup> career win on May 10, 2008.
- Ball, ticket and a base signed by manager Bud Black from the 2008 China Series against the Dodgers in March 2008.
- Ball signed by 2007 BBWAA Hall of Fame electee Tony Gwynn.
- Jersey, cap, spikes, glove and final out ball used by Trevor Hoffman on June 6, 2007, when he recorded his 500<sup>th</sup> career save, the first reliever to achieve the milestone.
- Ball, cap, jersey and spikes from Trevor Hoffman's 479<sup>th</sup> save on Sept. 24, 2006, which surpassed Lee Smith for the all-time lead.
- Jersey worn by Mike Piazza on April 26, 2006 when he hit his 400<sup>th</sup> career home run.
- Uniform, spikes, ball and ticket from Trevor Hoffman's 400<sup>th</sup> career save on May 6, 2005.
- Bat used by Brian Giles to record the first hit at PETCO Park on April 8, 2004.
- Home run ball hit by Rickey Henderson, scoring his record 2,247<sup>th</sup> career run on Oct. 3, 2001.
- Jersey worn by Rickey Henderson for his 2,063<sup>rd</sup> career walk, breaking Babe Ruth's record, April 25, 2001.
- Bat used by Tony Gwynn to record his 3,000<sup>th</sup> career hit on Aug. 6, 1999.
- Bat and spikes used by Tony Gwynn in 1987, when he achieved his 8<sup>th</sup> NL batting title.
- Jersey worn by Tony Gwynn during the 1994 season when he recorded his 5<sup>th</sup> NL batting title.
- Cap worn by Steve Garvey to set NL record for consecutive games played, April 16, 1983.
- Bat from Nate Colbert's record 13 RBI in a doubleheader on Aug. 1, 1972.



Signed bat used by Tony Gwynn to record his 3,000<sup>th</sup> hit on Aug. 6, 1999.

#### A LOOK AHEAD TO 2019

Ballots for the 2019 Hall of Fame/BBWAA election will be distributed following the 2018 season with results from the voting scheduled to be announced in January 2019. A partial list of first-year candidates for election includes: Roy Halladay, Todd Helton, Andy Pettitte and Mariano Rivera. Historical information on past BBWAA elections and the election process can be accessed at [www.baseballhall.org](http://www.baseballhall.org) or by contacting the Hall of Fame Communications department.

#### CONNECT TO COOPERSTOWN

- For up-to-the-minute news from Cooperstown, visit at [www.baseballhall.org](http://www.baseballhall.org). Stay up-to-date on all the activity at the Hall of Fame's official site and through social networking on Facebook, Instagram, Twitter and YouTube.
- If you would like to receive interesting stories and timely news items direct from the Hall of Fame and get the inside track on the latest happenings in Cooperstown, sign up for *Inside Pitch*. There's no cost to receive our weekly electronic newsletter in your e-mail box at home or work and it's easy to enroll: Just log on to [www.baseballhall.org/support](http://www.baseballhall.org/support).
- If you have an interest in receiving *Around The Horn*, the Hall's monthly media newsletter, please send an e-mail to [info@baseballhall.org](mailto:info@baseballhall.org). Be sure to include your name, name of organization and e-mail address. Or visit [www.baseballhall.org/media-info](http://www.baseballhall.org/media-info).

#### RESEARCH ASSISTANCE

The Hall of Fame is pleased to provide assistance in baseball research and members of the media are encouraged to utilize this valuable baseball resource whenever necessary by calling the Public Relations department at (607) 547-0215, or the Librarian Reference desk at



**DAVE WINFIELD**  
INDUCTED AUGUST 5, 2001



**TONY GWYNN**  
INDUCTED JULY 29, 2007

Other players who played for the Padres and earned Cooperstown plaques are Rollie Fingers, Gaylord Perry, Willie McCovey, Ozzie Smith, Rich "Goose" Gossage, Rickey Henderson, Roberto Alomar, Greg Maddux and Mike Piazza. Former manager Dick Williams was also inducted into the Hall of Fame in 2008. In addition, the 1978-79 Padres featured four players who would ultimately earn election to the Hall of Fame: Fingers, Perry, Smith and Winfield.

# HISTORY & RECORDS


## 2017 LOCAL AWARD WINNERS



JOSE PIRELA  
TEAM MVP



CRAIG STAMMEN  
CHAIRMAN'S AWARD



BRAD HAND  
DARREL AKERFELDS  
BULLPEN AWARD



BRAD HAND  
CLYDE MCCULLOUGH  
PITCHER OF THE YEAR

### SAN DIEGO PADRES MOST VALUABLE PLAYER

The San Diego Padres Most Valuable Player is selected annually by the San Diego Chapter of the Baseball Writers' Association of America (BBWAA).

1969—Nate Colbert	1993—Phil Plantier
1970—Cito Gaston	1994—Tony Gwynn
1971—Clay Kirby	1995—Tony Gwynn
1972—Nate Colbert	1996—Ken Caminti
1973—Fred Kendall	1997—Tony Gwynn
1974—Bobby Tolan	1998—Greg Vaughn
1975—Randy Jones	1999—Phil Nevin
1976—Randy Jones	2000—Phil Nevin
1977—George Hendrick	2001—Phil Nevin
1978—Dave Winfield	2002—Ryan Klesko
1979—Dave Winfield	2003—Mark Loretta
1980—Gene Richards	2004—Mark Loretta
1981—Juan Bonilla	2005—Brian Giles
1982—Terry Kennedy	2006—Adrian Gonzalez
1983—Alan Wiggins	2007—Khalil Greene
1984—Tony Gwynn	2008—Adrian Gonzalez
1985—Garry Templeton	2009—Adrian Gonzalez
1986—Tony Gwynn	2010—Adrian Gonzalez
1987—Tony Gwynn	2011—Cameron Maybin
1988—Tony Gwynn	2012—Chase Headley
1989—Mark Davis	2013—Will Venable
1990—Bip Roberts	2014—Rene Rivera
1991—Fred McGriff	2015—Matt Kemp
1992—Gary Sheffield	2016—Wil Myers
	2017—Jose Pirela

### THE CHAIRMAN'S AWARD

The Padres Community Relations Department founded The Chairman's Award in 1995 to honor the Padres player or coach who best exemplifies the community spirit of the club.

1995—Tony Gwynn	2006—Jake Peavy
1996—Brian Johnson	2007—Adrian Gonzalez
1997—Steve Finley	2008—Chris Young
1998—Greg Vaughn	2009—Bud Black
1999—Trevor Hoffman	2010—Nick Hundley
2000—Woody Williams	2011—Luke Gregerson
2001—Ryan Klesko	2012—Will Venable
2002—Mark Kotsay	2013—Bud Black
2003—Bruce Bochy	2014—Ian Kennedy
2004—Brian Giles	2015—Tyson Ross
2005—Woody Williams	2016—Jon Jay
	2017—Craig Stammen

### DARREL AKERFELDS BULLPEN AWARD

Established in 2006 as the Fireman's Award, it was renamed to the Darrel Akerfeldts Bullpen Award following the 2012 season to honor the club's bullpen coach who passed away on June 24, 2012 after a battle with pancreatic cancer. Loved, admired and respected by all who knew him, "Ak" was a coach, mentor and friend to the Padres family from 1997-2012. A leader in the San Diego bullpen for over a decade, his coaching career spanned 11 seasons with San Diego with the pen posting the second-best ERA in the Majors over his 10 full seasons from 2002-11. The award is given annually to the most outstanding member of the Padres bullpen as voted on by his peers.

2006—Trevor Hoffman	2011—Heath Bell
2007—Heath Bell	2012—Luke Gregerson
2008—Trevor Hoffman	2013—Huston Street
2009—Heath Bell	2014—Joaquin Benoit
2010—Heath Bell	2015—Craig Kimbrel
	2016—Brad Hand
	2017—Brad Hand

### CLYDE MCCULLOUGH PITCHER OF THE YEAR AWARD

The Clyde McCullough Award for Padres Pitcher of the Year, selected annually by the San Diego Chapter of the Baseball Writers Association of America (BBWAA), is named in honor of the former San Diego bullpen coach who passed away on September 18, 1982. McCullough, whose career as a player, coach, instructor and scout spanned nearly five decades, was an inspirational and popular figure. The award originally honored the Padres' top rookie but has come to recognize the club's best pitcher since 1990.

1982—Luis DeLeon	1999—Trevor Hoffman
1983—Mark Thurmond	2000—Woody Williams
1984—Carmelo Martinez	2001—Trevor Hoffman
1985—Lance McCullers	2002—Trevor Hoffman
1986—John Kruk	2003—Rod Beck
1987—Benito Santiago	2004—Jake Peavy
1988—Roberto Alomar	2005—Jake Peavy
1989—Greg Harris	2006—Trevor Hoffman
1990—Ed Whitson	2007—Jake Peavy
1991—Andy Benes	2008—Jake Peavy
1992—Bruce Hurst	2009—Heath Bell
1993—Andy Benes	2010—Heath Bell
1994—Trevor Hoffman	2011—Heath Bell
1995—Andy Ashby	2012—Clayton Richard
1996—Trevor Hoffman	2013—Andrew Cashner
1997—Trevor Hoffman	2014—Tyson Ross
1998—T. Hoffman & K. Brown	2015—Tyson Ross
	2016—Brad Hand
	2017—Brad Hand



# HISTORY & RECORDS

## NATIONAL AWARD WINNERS

### NL MOST VALUABLE PLAYER

1996—Ken Caminiti, 3B (BBWAA)

### NL CY YOUNG AWARD

1976—Randy Jones (BBWAA)

1978—Gaylord Perry (BBWAA)

1989—Mark Davis (BBWAA)

2007—Jake Peavy (BBWAA)

### NL ROOKIE OF THE YEAR

1987—Benito Santiago (BBWAA, The Sporting News)

2004—Khalil Greene (Baseball America)

### RAWLINGS GOLD GLOVE AWARD

1979—Dave Winfield, OF

1980—Dave Winfield, OF, Ozzie Smith, SS

1981—Ozzie Smith, SS

1986—Tony Gwynn, OF

1987—Tony Gwynn, OF

1988—Benito Santiago, C

1989—Tony Gwynn, OF, Benito Santiago, C

1990—Tony Gwynn, OF, Benito Santiago, C

1991—Tony Gwynn, OF

1995—Ken Caminiti, 3B, Steve Finley, CF

1996—Ken Caminiti, 3B, Steve Finley, CF

1997—Ken Caminiti, 3B

2006—Mike Cameron, OF

2007—Greg Maddux, RHP

2008—Adrian Gonzalez, 1B

2009—Adrian Gonzalez, 1B

2012—Chase Headley, 3B

### SPORTING NEWS ALL LEAGUE TEAM

1975—Randy Jones, LHP

1976—Randy Jones, LHP

1978—Gaylord Perry, RHP

1979—Dave Winfield, OF

1984—Tony Gwynn, OF, Mark Thurmond, LHP

1986—Tony Gwynn, OF

1987—Tony Gwynn, OF, Benito Santiago, C

1989—Tony Gwynn, OF, Benito Santiago, C

1994—Tony Gwynn, OF

1995—Ken Caminiti, 3B

1996—Ken Caminiti, 3B

2007—Jake Peavy, RHP

2012—Chase Headley, 3B

### PLAYER OF THE YEAR

1992—Gary Sheffield, 3B (The Sporting News)

1996—Ken Caminiti, 3B (ESPN)

### NL PITCHER OF THE YEAR

1976—Randy Jones, LHP (The Sporting News)

1989—Mark Davis, LHP (The Sporting News)

2007—Jake Peavy, RHP (The Sporting News)

### NL MANAGER OF THE YEAR

1996—Bruce Bochy (BBWAA & The Sporting News)

1998—Bruce Bochy (The Sporting News)

2010—Bud Black (BBWAA & The Sporting News)

### ROBERTO CLEMENTE MAN OF THE YEAR AWARD

1999—Tony Gwynn

### NL RELIEVER OF THE YEAR

1977—Rollie Fingers (The Sporting News, Roloids)

1978—Rollie Fingers (The Sporting News, Roloids)

1980—Rollie Fingers (Roloids; tied with Tom Hume for The Sporting News)

1989—Mark Davis (The Sporting News, Roloids)

1996—Trevor Hoffman (The Sporting News)

1998—Trevor Hoffman (The Sporting News, Roloids)

2006—Trevor Hoffman (The Sporting News, Roloids)

2009—Heath Bell (Roloids)

2010—Heath Bell (Roloids, The Sporting News, MLB)

### NL ROOKIE PITCHER OF THE YEAR

1976—Butch Metzger (The Sporting News)

1976—Butch Metzger (tied with Pat Zachary for BBWAA)

1977—Bob Owchinko (The Sporting News)

1989—Andy Benes (The Sporting News)

### SILVER SLUGGER TEAM

1983—Terry Kennedy, C

1984—Tony Gwynn, OF, Garry Templeton, SS

1986—Tony Gwynn, OF

1987—Tony Gwynn, OF, Benito Santiago, C

1988—Benito Santiago, C

1989—Tony Gwynn, OF

1990—Benito Santiago, C

1991—Benito Santiago, C

1992—Fred McGriff, 1B, Gary Sheffield, 3B

1994—Tony Gwynn, OF

1995—Tony Gwynn, OF

1996—Ken Caminiti, 3B

1997—Tony Gwynn, OF

1998—Greg Vaughn, OF

2004—Mark Loretta, 2B

2012—Chase Headley, 3B

### NLCS MVP

1984—Steve Garvey

1998—Sterling Hitchcock

### NL PLAYER OF THE MONTH

June, 1978—Dave Winfield

April, 1983—Terry Kennedy

April, 1984—Tony Gwynn

June, 1987—Tony Gwynn

July, 1988—Tony Gwynn

August, 1992—Gary Sheffield

August, 1993—Tony Gwynn

August, 1996—Ken Caminiti

September, 1996—Ken Caminiti

May, 1997—Tony Gwynn

August, 2012—Chase Headley

September, 2012—Chase Headley

June, 2016—Wii Myers

### NL PITCHER OF THE MONTH

April, 1976—Randy Jones

May, 1976—Randy Jones

September, 1978—Gaylord Perry

May, 1985—Andy Hawkins

April, 1989—Mark Davis

August, 2004—Jake Peavy

May, 2005—Trevor Hoffman

June, 2006—Chris Young

May, 2007—Jake Peavy

August, 2007—Jake Peavy

September, 2007—Jake Peavy



# HISTORY & RECORDS

## ANNUAL ALL-STAR SELECTIONS

YEAR	ALL-STARs
1969	Chris Cannizzaro (C)
1970	Cito Gaston (OF)
1971	Nate Colbert (1B); Preston Gomez (Coach)
1972	Nate Colbert (1B)
1973	Nate Colbert (1B)
1974	Johnny Grubb (OF)
1975	Randy Jones (P)
1976	<b>Randy Jones (P)</b> ; John McNamara (Coach)
1977	Dave Winfield (OF)
1978	Rollie Fingers (P); Dave Winfield (OF)
1979	<b>Dave Winfield (OF)</b> ; Gaylord Perry (P)
1980	Dave Winfield (OF)
1981	Terry Kennedy (C); Ozzie Smith (SS)
1982	Ruppert Jones (OF)
1983	Dave Dravecky (P); Terry Kennedy (C)
1984	<b>Steve Garvey (1B)</b> ; <b>Tony Gwynn (OF)</b> ; Rich Gossage (P); Dick Dent (Trainer)
1985	<b>Steve Garvey (1B)</b> ; <b>Tony Gwynn (OF)</b> ; <b>LaMarr Hoyt (P)</b> ; <b>Terry Kennedy (C)</b> ; <b>Graig Nettles (3B)</b> ; Rich Gossage (P); Garry Templeton (SS); Dick Williams (Manager)
1986	<b>Tony Gwynn (OF)</b>
1987	Tony Gwynn (OF)
1988	Mark Davis (P)
1989	<b>Tony Gwynn (OF)</b> ; Mark Davis (P)
1990	<b>Benito Santiago (C)</b> —injured, did not play; Roberto Alomar (2B); Tony Gwynn (OF)
1991	<b>Tony Gwynn (OF)</b> ; <b>Benito Santiago (C)</b>
1992	<b>Tony Gwynn (OF)</b> ; <b>Fred McGriff (1B)</b> ; <b>Benito Santiago (C)</b> ; Tony Fernandez (SS); Gary Sheffield (3B); Bob Day (Trainer)
1993	Andy Benes (P); Tony Gwynn (OF)
1994	<b>Tony Gwynn (OF)</b>
1995	<b>Tony Gwynn (OF)</b>
1996	<b>Tony Gwynn (OF)</b> —injured, did not play; Ken Caminiti (3B)
1997	<b>Tony Gwynn (OF)</b> ; <b>Ken Caminiti (3B)</b> ; Steve Finley (OF); Bruce Bochy (Coach)
1998	<b>Tony Gwynn (OF)</b> ; Kevin Brown (P); Trevor Hoffman (P); Greg Vaughn (OF)
1999	<b>Tony Gwynn (OF)</b> —injured, did not play; Andy Ashby (P); Trevor Hoffman (P); Bruce Bochy (Manager)
2000	Trevor Hoffman (P)
2001	Ryan Klesko (1B); Phil Nevin (3B); Tony Gwynn (OF)—special All-Star “guest”; Bruce Bochy (Coach); Todd Hutcheson (Trainer)
2002	Trevor Hoffman (P)
2003	Rondell White (OF)
2004	Mark Loretta (2B)
2005	Jake Peavy (P)
2006	Trevor Hoffman (P)
2007	Trevor Hoffman (P); <b>Jake Peavy (P)</b> ; Chris Young (P)
2008	Adrian Gonzalez (1B); Bud Black (Coach)
2009	Adrian Gonzalez (1B); Heath Bell (P)
2010	Adrian Gonzalez (1B), Heath Bell (P); Bud Black (Coach)
2011	Heath Bell (P)
2012	Huston Street (P)
2013	Everth Cabrera (SS)
2014	Tyson Ross (P), Huston Street (P)
2015	Justin Upton (OF)
2016	Andy Green (Coach); <b>Wil Myers (DH)</b> ; Drew Pomeranz (P)
2017	Brad Hand (P)

**Blue** denotes All-Star starter



# HISTORY & RECORDS

## ANNUAL STANDINGS AND ATTENDANCE

YEAR	HOME W-L	AWAY W-L	TOTAL W-L	PCT.	POS	GB	HOME ATTENDANCE
1969.....	28-53	24-57	52-110	.321	6	41.0	613,327
1970.....	31-50	32-49	63-99	.389	6	39.0	633,439
1971.....	33-48	28-52	61-100	.379	6	28.5	549,085
1972.....	26-54	32-41	58-95	.379	6	36.5	644,272
1973.....	31-50	29-52	60-102	.370	6	39.0	611,826
1974.....	36-45	24-57	60-102	.370	6	42.0	1,075,399
1975.....	38-43	33-48	71-91	.438	4	37.0	1,281,747
1976.....	42-38	31-51	73-89	.451	5	29.0	1,458,478
1977.....	35-46	34-47	69-93	.426	5	29.0	1,376,269
1978.....	50-31	34-47	84-78	.519	4	11.0	1,670,107
1979.....	39-42	29-51	68-93	.422	5	22.0	1,456,967
1980.....	45-36	28-53-1	73-89-1	.451	6	19.5	1,139,026
1981.....	20-35	21-34	41-69	.373	6	26.0	519,161
1982.....	43-38	38-43	81-81	.500	4	8.0	1,607,516
1983.....	47-34-1	34-47	81-81-1	.500	4	10.0	1,539,819
1984.....	48-33	44-37	92-70	.568	1	+12.0	1,983,904
1985.....	44-37	39-42	83-79	.512	T3	12.0	2,210,352
1986.....	43-38	31-50	74-88	.457	4	22.0	1,805,776
1987.....	37-44	28-53	65-97	.401	6	25.0	1,454,061
1988.....	47-34	36-44	83-78	.516	3	11.0	1,506,896
1989.....	46-35	43-38	89-73	.549	2	3.0	2,009,032
1990.....	37-44	38-43	75-87	.463	T4	16.0	1,856,395
1991.....	42-39	42-39	84-78	.519	3	10.0	1,804,289
1992.....	45-36	37-44	82-80	.506	3	16.0	1,722,102
1993.....	34-47	27-54	61-101	.377	7	43.0	1,375,432
1994.....	26-31	21-39	47-70	.402	4	12.5	953,857
1995.....	40-32	30-42	70-74	.486	3	8.0	1,041,805
1996.....	45-36	46-35	91-71	.562	1	+1.0	2,187,886
1997.....	39-42	37-44	76-86	.469	4	14.0	2,089,333
1998.....	54-27	44-37	98-64	.604	1	+9.5	2,555,901
1999.....	46-35	28-53	74-88	.457	4	26.0	2,523,538
2000.....	41-40	35-46	76-86	.469	5	21.0	2,423,149
2001.....	35-46	44-37	79-83	.488	4	13.0	2,378,116
2002.....	41-40	25-56	66-96	.407	5	32.0	2,220,601
2003.....	35-46	29-52	64-98	.395	5	36.5	2,027,020
2004.....	42-39	45-36	87-75	.537	3	6.0	3,016,752
2005.....	46-35	36-45	82-80	.506	1	+5.0	2,869,787
2006.....	43-38	45-36	88-74	.543	T1	+0.0	2,659,757
2007.....	47-34	42-40	89-74	.546	3	1.5	2,790,074
2008.....	35-46	28-53	63-99	.389	5	21.0	2,427,535
2009.....	42-39	33-48	75-87	.463	4	20.0	1,922,603
2010.....	45-36	45-36	90-72	.556	2	2.0	2,131,774
2011.....	35-46	36-45	71-91	.438	5	23.0	2,143,018
2012.....	42-39	34-47	76-86	.469	4	18.0	2,123,721
2013.....	45-36	31-50	76-86	.469	T3	16.0	2,166,691
2014.....	48-33	29-52	77-85	.475	3	17.0	2,195,373
2015.....	39-42	35-46	74-88	.457	4	18.0	2,459,742
2016.....	39-42	29-52	68-94	.420	5	23.0	2,351,422
2017.....	43-38	28-53	71-91	.438	4	33.0	2,138,491
<b>Totals .... 1960-1948-1</b>	<b>1651-2253-1</b>	<b>3611-4201-2</b>	<b>.462</b>	<b>—</b>	<b>—</b>	<b>—</b>	<b>87,702,623</b>

Blue—Padres Record

## PADRES EXPANSION DRAFT SELECTIONS - OCTOBER 15, 1968

No.	Name	Pos	Former Club	No.	Name	Pos	Former Club
1.	Ollie Brown	OF	San Francisco	16.	Mike Corkins	RHP	San Francisco
2.	Dave Giusti	RHP	St. Louis	17.	Tom Dukes	RHP	Houston
3.	Dick Selma	RHP	New York Mets	18.	Rick James	RHP	Chicago Cubs
4.	Al Santorini	RHP	Atlanta	19.	Tony Gonzalez	OF	Philadelphia
5.	Jose Arcia	INF	Chicago Cubs	20.	Dave Roberts	LHP	Pittsburgh
6.	Clay Kirby	RHP	St. Louis	21.	Ivan Murrell	OF	Houston
7.	Fred Kendall	C	Cincinnati	22.	Jim Williams	OF	Los Angeles
8.	Jerry Morales	OF	New York Mets	23.	Billy McCool	LHP	Cincinnati
9.	Nate Colbert	1B	Houston	24.	Roberto Pena	INF	Philadelphia
10.	Zoilo Versalles	INF	Los Angeles Dodgers	25.	Al McBean	RHP	Pittsburgh
11.	Frank Reberger	RHP	Chicago Cubs	26.	Rafael Robles	INF	San Francisco
12.	Jerry DaVanon	INF	St. Louis Cardinals	27.	Fred Katawczik	LHP	Cincinnati
13.	Larry Stahl	OF	New York Mets	28.	Ron Slocum	INF	Pittsburgh
14.	Dick Kelley	LHP	Atlanta	29.	Steve Arlin	RHP	Philadelphia
15.	Al Ferrara	OF	Los Angeles Dodgers	30.	Cito Gaston	OF	Atlanta

# HISTORY & RECORDS

## INTERLEAGUE PLAY RESULTS (1997-2016)

With an 8-12 record in 2017, the Padres are 149-205 in 21 seasons of Interleague Play; 77-100 at home and 72-105 on the road against the American League.

AL OPPONENT	HOME	AWAY	OVERALL
Baltimore	3-7	4-3	7-10
Boston	3-6	3-6	6-12
Chicago	1-2	4-5	5-7
Cleveland	1-2	5-7	6-9
Detroit	6-6	0-3	6-9
Houston	---	---	---
Kansas City	8-4	1-2	9-6
Los Angeles	6-5	9-8	15-13
Minnesota	2-8	3-7	5-15
New York	5-4	1-5	6-9
Oakland	6-10	4-9	10-19
Seattle	24-27	23-28	47-55
Tampa Bay	0-3	6-9	6-12
Texas	8-8	8-11	16-19
Toronto	4-5	1-2	5-7
A.L. West	44-53	44-56	88-109
A.L. Central	18-22	13-24	31-46
A.L. East	15-25	15-25	30-50
<b>TOTALS</b>	<b>77-100</b>	<b>72-105</b>	<b>149-205</b>

Here's a look at how the Padres fared against American League foes statistically in 2017 and through 21 seasons of Interleague competition:

2017	CATEGORY	ALL-TIME
8-12	RECORD	149-205
.223 (142-for-636)	TEAM BATTING AVG.	.247 (2972-for-12017)
66	RUNS	1395
3.3	RUNS PER GAME	3.9
24	HOME RUNS	312
8	SB	199
5.08 (99 ER, 175.1 IP)	ERA	4.42 (1545 ER, 3148.1 IP)
108	RUNS ALLOWED	1708
32	HOME RUNS ALLOWED	408

Single-game team run scored records in Interleague play:

MOST RUNS SCORED	17	June 7, 1998 at Texas
MOST RUNS ALLOWED	16 (4x)last	September 12, 2017 at Minnesota
MOST RUNS COMBINED	29	June 2, 2016 vs. Seattle (16-13 SEA win)

## SAN DIEGO RAINOUTS & DELAYS

DATE OF RAINOUT	OPPONENT
April 27, 1970	Montreal
April 14, 1971	Chicago-NL
May 7, 1971	Cincinnati
May 28, 1971	New York-NL
June 5, 1972	Pittsburgh
June 6, 1972	Pittsburgh
April 8, 1975	San Francisco
April 9, 1975	San Francisco
September 10, 1976 (DH)	Houston
May 8, 1977 (DH)	Montreal
April 15, 1978	San Francisco
April 28, 1980	Atlanta
April 29, 1980	Atlanta
April 20, 1983	Atlanta
May 12, 1998	New York-NL
April 4, 2006	San Francisco
July 19, 2015	Colorado
May 7, 2017	Los Angeles-NL

DH - Doubleheader

The Padres played their second-ever doubleheader at Petco Park on September 2, 2017 vs. the Los Angeles Dodgers...the split doubleheader was scheduled to make up the game on May 7 that was rained out...it was the 88th doubleheader played at Petco Park and the second in which the Padres hosted the Dodgers, both of which San Diego swept.

### RAIN DELAYS AT PETCO PARK

DATE	OPPONENT
May 23, 2008	Cincinnati
April 10, 2009	San Francisco
July 2, 2009 (bees)	Houston
September 30, 2010	Chicago-NL
April 8, 2011 (susp.)	Los Angeles-NL
May 14, 2015	Washington
September 20, 2016	Arizona



# HISTORY & RECORDS

## ANNUAL RECORDS VS. OPPONENTS

	'69	'70	'71	'72	'73	'74	'75	'76	'77	'78	'79	'80	'81	'82	'83	'84	'85	'86
Arizona	—	—	—	—	—	—	—	—	—	—	—	—	—	—	—	—	—	—
Atlanta	5-13	9-9	7-11	11-6	6-12	1-17	11-7	8-10	7-11	10-8	12-6	6-12	6-9	7-11	9-9	11-7	11-7	6-12
Baltimore	—	—	—	—	—	—	—	—	—	—	—	—	—	—	—	—	—	—
Boston	—	—	—	—	—	—	—	—	—	—	—	—	—	—	—	—	—	—
Chicago (AL)	—	—	—	—	—	—	—	—	—	—	—	—	—	—	—	—	—	—
Chicago (NL)	1-11	3-9	3-9	3-9	5-7	6-6	7-5	6-6	5-7	5-7	3-9	8-4	3-3	8-4	7-5	6-6	4-8	6-6
Cincinnati	7-11	10-8	8-10	10-8	5-13	6-12	7-11	5-13	7-11	9-9	7-10	3-15	2-10	12-6	9-9	11-7	9-9	9-9
Cleveland	—	—	—	—	—	—	—	—	—	—	—	—	—	—	—	—	—	—
Colorado	—	—	—	—	—	—	—	—	—	—	—	—	—	—	—	—	—	—
Detroit	—	—	—	—	—	—	—	—	—	—	—	—	—	—	—	—	—	—
Houston	8-10	4-14	8-10	2-12	8-10	7-11	9-9	8-10	10-8	10-8	4-14	7-11	3-11	9-9	7-11	12-6	6-12	8-10
Kansas City	—	—	—	—	—	—	—	—	—	—	—	—	—	—	—	—	—	—
Los Angeles (AL)	—	—	—	—	—	—	—	—	—	—	—	—	—	—	—	—	—	—
Los Angeles (NL)	6-12	7-11	5-13	5-13	9-9	2-16	7-11	12-6	6-12	9-9	9-9	9-9	5-6	9-9	12-6	8-10	10-8	12-6
Miami	—	—	—	—	—	—	—	—	—	—	—	—	—	—	—	—	—	—
Milwaukee	—	—	—	—	—	—	—	—	—	—	—	—	—	—	—	—	—	—
Minnesota	—	—	—	—	—	—	—	—	—	—	—	—	—	—	—	—	—	—
New York (AL)	—	—	—	—	—	—	—	—	—	—	—	—	—	—	—	—	—	—
New York (NL)	1-11	6-6	5-7	5-7	4-8	6-6	4-8	5-7	6-6	7-5	8-4	11-1	5-2	6-6	6-6	6-6	5-7	2-10
Oakland	—	—	—	—	—	—	—	—	—	—	—	—	—	—	—	—	—	—
Philadelphia	4-8	3-9	8-4	6-6	3-9	7-5	5-7	4-8	3-9	4-8	3-9	4-8	2-4	5-7	7-5	5-7	7-5	6-6
Pittsburgh	2-10	6-6	3-9	2-10	4-8	3-9	4-8	5-7	2-10	7-5	5-7	6-6	4-6	6-6	3-9	8-4	8-4	4-8
San Francisco	6-12	5-13	5-13	4-10	7-11	11-7	8-10	8-10	8-10	8-10	8-10	10-8	6-7	10-8	11-7	13-5	12-6	8-10
Seattle	—	—	—	—	—	—	—	—	—	—	—	—	—	—	—	—	—	—
St. Louis	4-8	4-8	4-8	4-8	4-8	5-7	4-8	4-8	8-4	9-3	4-8	7-5	3-7	4-8	6-6	7-5	4-8	5-7
Tampa Bay	—	—	—	—	—	—	—	—	—	—	—	—	—	—	—	—	—	—
Texas	—	—	—	—	—	—	—	—	—	—	—	—	—	—	—	—	—	—
Toronto	—	—	—	—	—	—	—	—	—	—	—	—	—	—	—	—	—	—
Washington	8-4	6-6	5-6	6-6	5-7	6-6	5-7	8-4	7-5	6-6	5-7	2-10	2-4	5-7	4-8	5-7	7-5	8-4
	'87	'88	'89	'90	'91	'92	'93	'94	'95	'96	'97	'98	'99	'00	'01	'02	'03	'04
Arizona	—	—	—	—	—	—	—	—	—	—	—	—	—	—	—	—	—	—
Atlanta	12-6	10-8	11-7	10-8	7-11	5-13	4-9	1-6	2-5	4-9	3-8	4-5	4-5	1-8	3-3	3-3	1-6	3-3
Baltimore	—	—	—	—	—	—	—	—	—	—	—	—	—	—	—	—	—	—
Boston	—	—	—	—	—	—	—	—	—	—	—	—	—	—	—	—	—	—
Chicago (AL)	—	—	—	—	—	—	—	—	—	—	—	—	—	—	—	—	—	—
Chicago (NL)	3-9	4-8	4-8	4-8	8-4	7-5	4-8	3-6	7-5	6-6	5-6	4-5	3-6	5-3	4-2	4-2	2-4	2-4
Cincinnati	6-12	8-10	9-9	9-9	10-8	7-11	4-9	2-3	6-3	3-9	6-5	11-1	3-6	5-4	4-2	1-5	3-3	4-8
Cleveland	—	—	—	—	—	—	—	—	—	—	—	—	—	—	—	—	—	—
Colorado	—	—	—	—	—	7-6	5-5	4-9	5-8	8-4	7-5	9-4	6-7	10-9	8-11	7-12	9-10	—
Detroit	—	—	—	—	—	—	—	—	—	—	—	—	—	—	—	—	—	—
Houston	13-5	12-6	10-8	14-4	12-6	11-7	5-8	5-5	4-7	6-6	5-6	4-5	1-8	7-2	6-3	2-4	3-3	4-2
Kansas City	—	—	—	—	—	—	—	—	—	—	—	—	—	—	—	—	—	—
Los Angeles (AL)	—	—	—	—	—	—	—	—	—	—	—	2-2	2-1	3-0	1-2	—	—	—
Los Angeles (NL)	7-11	11-7	12-6	9-9	8-10	9-9	4-9	4-6	6-7	8-5	7-5	7-5	9-3	5-8	10-9	9-10	11-8	9-10
Miami	—	—	—	—	—	—	5-7	1-5	2-3	9-3	6-5	5-4	6-3	7-2	4-3	1-5	1-5	2-4
Milwaukee	—	—	—	—	—	—	—	—	—	—	—	—	—	—	—	—	—	—
Minnesota	—	—	—	—	—	—	—	—	—	—	—	—	—	—	—	—	—	—
New York (AL)	—	—	—	—	—	—	—	—	—	—	—	—	—	—	—	—	—	—
New York (NL)	4-8	5-7	7-5	7-5	5-7	8-4	7-5	6-6	7-6	10-3	6-5	5-4	2-7	6-3	5-1	4-3	3-3	3-3
Oakland	—	—	—	—	—	—	—	—	—	—	—	1-3	1-2	2-1	0-3	1-2	—	—
Philadelphia	4-8	7-4	10-2	5-7	3-9	9-3	6-6	8-4	6-6	8-4	4-7	8-1	3-6	5-2	2-5	4-2	3-4	1-5
Pittsburgh	4-8	4-8	9-3	2-10	5-7	7-5	3-9	3-3	8-4	9-4	6-5	4-5	6-3	2-7	4-2	4-2	2-4	3-3
San Francisco	5-13	8-10	8-10	7-11	11-7	3-10	5-2	6-7	11-2	4-8	4-8	5-4	5-7	5-14	5-14	5-14	5-14	12-7
Seattle	—	—	—	—	—	—	—	—	—	—	—	—	—	—	—	—	—	—
St. Louis	4-8	6-6	2-10	3-9	9-3	4-8	7-5	4-2	7-5	4-8	5-6	6-3	2-7	0-9	1-5	1-5	2-4	2-4
Tampa Bay	—	—	—	—	—	—	—	—	—	—	—	—	—	—	—	—	—	—
Texas	—	—	—	—	—	—	—	—	—	—	2-2	1-2	2-1	1-2	2-1	—	—	—
Toronto	—	—	—	—	—	—	—	—	—	—	—	—	—	—	—	—	—	—
Washington	3-9	8-4	7-5	5-7	6-6	4-8	2-10	0-12	5-7	8-4	3-8	4-4	3-5	6-3	3-3	4-3	2-4	6-1
	'05	'06	'07	'08	'09	'10	'11	'12	'13	'14	'15	'16	'17					
Arizona	9-10	10-9	8-10	8-10	7-11	10-8	7-11	11-7	12-7	7-12	10-9	9-10	8-11					
Atlanta	5-1	2-7	2-5	1-5	3-3	2-4	5-4	3-4	5-1	4-3	5-2	2-4	2-5					
Baltimore	—	—	1-2	—	—	—	—	—	2-2	—	—	1-3	—					
Boston	—	—	1-2	—	—	—	2-1	—	0-3	—	—	1-2	—					
Chicago (AL)	1-2	—	—	—	—	—	—	—	—	2-1	—	—	1-2					
Chicago (NL)	3-4	7-0	5-3	2-5	5-4	5-3	3-3	4-3	4-3	3-3	2-4	4-2	4-2					
Cincinnati	2-4	4-2	4-2	3-4	6-1	4-2	2-4	2-6	3-3	5-1	4-2	4-3	4-3					
Cleveland	1-2	—	—	1-2	—	—	—	—	—	1-2	—	—	2-1					
Colorado	11-7	9-10	8-11	9-9	8-10	6-12	9-9	10-8	7-12	9-10	12-7	9-10	7-12					
Detroit	0-3	—	—	1-2	—	—	—	—	—	2-1	—	—	2-1					
Houston	3-4	3-3	3-4	3-3	1-6	5-2	5-3	5-3	—	—	—	—	—					
Kansas City	—	—	—	—	—	—	3-0	—	—	1-2	0-3	—	1-2					
Los Angeles (AL)	—	2-1	—	—	0-3	—	—	2-1	—	—	2-1	—	—					
Los Angeles (NL)	7-11	13-5	10-8	7-11	8-10	10-8	5-13	7-11	8-11	7-12	5-14	8-11	6-13					
Miami	4-2	3-3	4-3	2-4	2-4	6-3	7-0	1-5	4-3	4-3	5-2	3-3	1-5					
Milwaukee	4-3	3-4	5-2	3-4	4-2	4-3	2-3	4-5	4-3	3-3	2-5	4-3	2-5					
Minnesota	2-1	—	—	0-3	—	—	0-3	—	—	1-3	—	—	1-3					
New York (AL)	—	—	—	0-3	—	—	—	—	2-1	—	—	2-1	—					
New York (NL)	2-4	2-5	4-2	5-2	3-3	3-4	3-4	3-4	3-3	4-2	3-4	4-3	—					
Oakland	—	2-1	—	—	1-2	—	—	—	—	—	1-3	—	—					
Philadelphia	0-6	4-2	3-4	2-4	2-5	2-5	1-7	3-4	2-4	3-4	1-5	2-5	5-1					
Pittsburgh	4-3	5-1	6-1	4-3	4-3	6-0	4-2	5-1	4-3	3-3	2-5	3-3	3-3					
San Francisco	12-6	7-12	14-4	1-6	10-8	12-6	6-12	6-12	8-11	10-9	8-11	8-11	12-7					
Seattle	3-3	1-5	2-4	1-5	2-4	4-2	1-5	5-1	2-2	2-2	1-3	1-3	—					
St. Louis	4-3	4-2	3-4	5-13	1-6	3-4	3-3	3-3	2-4	3-4	4-3	1-6	3-4					
Tampa Bay	—	—	2-1	—	—	—	—	—	0-3	—	—	0-3	—					
Texas	—	2-1	—	—	2-1	—	—	0-3	—	—	3-3	—	1-3					
Toronto	—	—	—	—	—	1-2	—	—	—	2-1	—	1-2	—					
Washington	5-1	5-1	4-2	5-1	4-2	3-3	3-4	2-3	2-5	3-4	2-5	4-3	2-5					

# HISTORY & RECORDS

## PADRES ALL-TIME VS. OPPONENTS

TEAM	HOME	AWAY	OVERALL	TEAM	HOME	AWAY	OVERALL
Arizona	104-74 (.571)	63-114 (.356)	167-188 (.470)	Milwaukee	39-26 (.600)	34-40 (.459)	73-66 (.525)
Atlanta	150-162 (.481)	122-186 (.396)	272-348 (.439)	Minnesota	2-8 (.200)	3-7 (.300)	5-15 (.250)
Baltimore	3-7 (.300)	4-3 (.571)	7-10 (.412)	New York (NL)	134-111 (.547)+	111-127 (.466)	245-238 (.507)
Boston	3-6 (.333)	3-6 (.333)	6-12 (.500)	New York (AL)	5-4 (.556)	1-5 (.167)	6-9 (.400)
Chicago (AL)	1-2 (.333)	4-5 (.444)	5-7 (.417)	Oakland	6-10 (.375)	4-9 (.308)	10-19 (.345)
Chicago (NL)	119-120 (.498)	99-140 (.414)	218-260 (.456)	Philadelphia	111-127 (.466)	101-138 (.423)	212-265 (.444)
Cincinnati	154-157 (.495)	130-177-1 (.422)	284-341-1 (.459)	Pittsburgh	110-125 (.468)	110-130 (.458)	220-255 (.463)
Cleveland	1-2 (.333)	5-7 (.417)	6-9 (.400)	San Francisco	211-208 (.504)	179-235 (.432)	390-443 (.468)
Colorado	109-101 (.519)^	90-116 (.437)	199-217 (.478)	Seattle	24-27 (.471)	22-27 (.449)	47-55 (.461)
Detroit	6-6 (.500)	0-3 (.000)	6-9 (.400)	St. Louis	114-123 (.481)*	80-160 (.333)	194-283 (.407)
Houston	160-141 (.532)	122-171 (.416)	282-312 (.475)	Tampa Bay	0-3 (.000)	6-9 (.400)	6-12 (.333)
Kansas City	8-4 (.667)	1-2 (.333)	9-6 (.600)	Texas	8-8 (.500)	8-11 (.421)	16-19 (.457)
LA Angels	6-5 (.545)	9-8 (.529)	15-13 (.536)	Toronto	4-5 (.444)	1-2 (.333)	5-7 (.417)
LA Dodgers	206-210-1 (.494)	182-240 (.431)	388-450-1 (.462)	Washington	117-124 (.485)	106-127 (.455)	223-251 (.470)
Miami	45-42 (.517)	50-47 (.515)	95-89 (.516)				

+ Includes a 2-1 record at Monterrey Stadium in Monterrey, MEX, August 16-18, 1996

\* Includes a 1-2 record at Aloha Stadium in Honolulu, HI, April 19-20, 1997

^ Includes an 0-1 record at Monterrey Stadium in Monterrey, MEX, April 4, 1999

## ALL-TIME HOME ATTENDANCE RECORDS

	ATT.	OPP.	DATE
Single Game—Day	61,277	SF	April 10, 2001
Single Game—Night	61,674	ARI	April 24, 1999
Doubleheader	43,473	PHI	June 13, 1976
Opening Day/Night	61,277	SF	April 10, 2001
Special Events:			
All-Star Game	59,372	AL vs. NL	July 14, 1992
Division Series	65,235	HOU (Game 3)	October 3, 1998
NL Championship Series	65,042	ATL (Game 4)	October 11, 1998
World Series	65,427	NYG (Game 4)	October 21, 1998
4-Game Series	197,225	LAD	September 19-22, 1996
3-Game Series	165,929	NYG	June 21-23, 2002
2-Game Series	81,037	SF	April 15-16, 1985
Memorial Day	41,414	CHC	May 29, 2017
Independence Day	61,148	COL	July 4, 1998
Labor Day	36,535	STL	September 3, 2001
Week Night (Non-holiday)	54,490	SF	(Monday) April 15, 1985
Week Day (Non-Opening Day)	47,482	LAD	(Thursday) June 27, 1985
Friday Night	60,918	SEA	June 15, 2001
Saturday Day	60,021	NYG	June 22, 2002
Saturday Night	61,674	ARI	April 24, 1999
Sunday	60,103	COL	* October 7, 2001
Road Game (Largest)	63,661	at COL	June 20, 1993
Road Game (Smallest)	987	at SF	April 14, 1975
Home Game (Smallest)	1,413	HOU	September 11, 1973

\*Tony Gwynn's final game

## SEASON RECORDS

RK	YEAR	HOME ATT.
1.	2004	3,016,752
2.	2005	2,869,787
3.	2007	2,790,074
4.	2006	2,659,757
5.	1998	2,555,901
6.	1999	2,523,538
7.	2015	2,459,742
8.	2008	2,427,535
9.	2000	2,423,149
10.	2001	2,378,116

## TOP 10 AT PETCO PARK

RK	DATE	OPP.	ATT.
1.	3/30/14	LAD	45,567
2.	4/6/09	LAD	45,496
3.	9/30/04	SF	45,389
4.	5/16/15	WSH	45,282
5.	4/9/15	SF	45,149
6.	3/31/08	HOU	44,965
7.	9/25/04	ARI	44,863
8.	8/22/15	STL	44,816
9.	8/8/15	PHI	44,567
10.	6/23/07	BOS	44,457

## SEASONS WITH THE MOST...

SUPERLATIVES	NO.	YEAR(S)
Most Sellouts	24	2004
Most Crowds in Excess of 30,000	70	2004
Most Crowds in Excess of 40,000	24	2004, 2007
Most Crowds in Excess of 50,000*	11	1999
Most Crowds in Excess of 60,000*	7	2001

\*Prior to moving to Petco Park; set at Qualcomm Stadium

## TOP SERIES AT PETCO PARK

### THREE-GAME SERIES

RK	DATES	DAYS	OPP.	ATT.
1.	6/22-24/07	Fri-Sun	BOS	133,311
2.	8/2-4/13	Fri-Sun	NYG	131,812
3.	4/24-26/15	Fri-Sun	LAD	130,765
4.	4/27-29/07	Fri-Sun	LAD	130,448
5.	7/30-8/1/04	Fri-Sun	LAD	130,334

### FOUR-GAME SERIES

RK	DATES	DAYS	OPP.	ATT.
1.	4/9-12/15	Thurs-Sun	SF	168,171
2.	7/14-17/05	Thurs-Sun	ARI	164,395
3.	7/26-29/04	Mon-Thurs	SF	160,942
4.	6/2-5/05	Thurs-Sun	CHI	155,762
5.	4/7-10/05	Thurs-Sun	PIT	154,789





# HISTORY & RECORDS

## OPENING DAY HISTORY

April 8, 1969		April 7, 1970		April 6, 1971		April 15, 1972	
HOUSTON	1	ATLANTA	3	SAN FRANCISCO	4	ATLANTA	5
SAN DIEGO	2	SAN DIEGO	8	SAN DIEGO	0	SAN DIEGO	6
Attendance-23,370		Attendance-28,215		Attendance-34,554		Attendance-16,555	
Rafael Robles.....SS		Tommy Dean.....SS		Dave Campbell.....2B		Enzo Hernandez.....SS	
Roberto Pena.....2B		Van Kelly.....3B		Larry Stahl.....LF		Derrel Thomas.....2B	
Tony Gonzalez.....CF		Ollie Brown.....RF		Clarence Gaston.....CF		Leron Lee.....LF	
Ollie Brown.....RF		Nate Colbert.....1B		Nate Colbert.....1B		Nate Colbert.....1B	
Bill Davis.....1B		Clarence Gaston.....CF		Ollie Brown.....RF		Larry Stahl.....RF	
Larry Stahl.....LF		Jerry Morales.....LF		Ed Spiezio.....3B		Jose Morales.....CF	
Ed Spiezio.....3B		Dave Campbell.....2B		Chris Cannizzaro.....C		Bob Barton.....C	
Chris Cannizzaro.....C		Chris Cannizzaro.....C		Tommy Dean.....SS		Dave Campbell.....3B	
Dick Selma.....RHP		Pat Dobson.....RHP		Tom Phoebus.....RHP		Clay Kirby.....RHP	
April 6, 1973		April 5, 1974		April 10, 1975		April 9, 1976	
LOS ANGELES	2	SAN DIEGO	0	SAN FRANCISCO	2	ATLANTA	2
SAN DIEGO	4	LOS ANGELES	8	SAN DIEGO	0	SAN DIEGO	8
Attendance-32,019		Attendance-31,556		Attendance-17,670 (10 inn.)		Attendance-44,728	
Enzo Hernandez.....SS		Bobby Tolan.....RF		Bobby Tolan.....LF		John Grubb.....LF	
John Grubb.....CF		Glenn Beckert.....2B		Tito Fuentes.....2B		Tito Fuentes.....2B	
Leron Lee.....LF		John Grubb.....CF		Dave Winfield.....RF		Willie Davis.....CF	
Nate Colbert.....1B		Willie McCovey.....1B		Willie McCovey.....1B		Dave Winfield.....RF	
Clarence Gaston.....RF		Nate Colbert.....LF		John Grubb.....CF		Mike Ivie.....1B	
Dave Hilton.....2B		Fred Kendall.....C		Glenn Beckert.....3B		Doug Rader.....3B	
Dave Roberts.....3B		Dave Hilton.....3B		Randy Hundley.....C		Hector Torres.....SS	
Bob Davis.....C		Enzo Hernandez.....SS		Enzo Hernandez.....SS		Bob Davis.....C	
Clay Kirby.....RHP		Bill Greif.....RHP		Randy Jones.....LHP		Randy Jones.....LHP	
April 6, 1977		April 7, 1978		April 5, 1979		April 10, 1980	
SAN DIEGO	3	SAN DIEGO	3	SAN DIEGO	4	SAN FRANCISCO	4
CINCINNATI	5	SAN FRANCISCO	2	LOS ANGELES	3	SAN DIEGO	6
Attendance-51,869		Attendance-36,131		Attendance-46,536		Attendance-29,535	
Gene Richards.....LF		Gene Richards.....1B		Gene Richards.....CF		Ozzie Smith.....SS	
Mike Champion.....2B		Derrel Thomas.....2B		Ozzie Smith.....SS		Dave Cash.....2B	
Dave Winfield.....RF		Oscar Gamble.....LF		Mike Hargrove.....1B		Gene Richards.....LF	
George Hendrick.....CF		Dave Winfield.....RF		Dave Winfield.....RF		Dave Winfield.....RF	
Gene Tenace.....C		George Hendrick.....CF		Jerry Turner.....LF		Jerry Mumphrey.....CF	
Mike Ivie.....1B		Gene Tenace.....C		Barry Evans.....3B		Gene Tenace.....1B	
Doug Rader.....3B		Bill Almon.....3B		Gene Tenace.....C		Bill Fahey.....C	
Bill Almon.....SS		Ozzie Smith.....SS		Fernando Gonzalez.....2B		Aurelio Rodriguez.....3B	
Randy Jones.....LHP		Gaylord Perry.....RHP		Gaylord Perry.....RHP		Randy Jones.....LHP	
April 9, 1981		April 6, 1982		April 5, 1983		April 3, 1984	
SAN DIEGO	4	ATLANTA	1	SAN DIEGO	16	PITTSBURGH	1
SAN FRANCISCO	1	SAN DIEGO	0	SAN FRANCISCO	13	SAN DIEGO	5
Attendance-54,520 (12 inn.)		Attendance-30,188		Attendance-49,519		Attendance-44,553	
Gene Richards.....LF		Gene Richards.....LF		Gene Richards.....LF		Alan Wiggins.....2B	
Ozzie Smith.....SS		Juan Bonilla.....2B		Juan Bonilla.....2B		Tony Gwynn.....RF	
Rupert Jones.....CF		Garry Templeton.....SS		Steve Garvey.....1B		Graig Nettles.....3B	
Luis Salazar.....3B		Ruppert Jones.....CF		Terry Kennedy.....C		Steve Garvey.....1B	
Randy Bass.....1B		Sixto Lezcano.....RF		Sixto Lezcano.....RF		Terry Kennedy.....C	
Dave Edwards.....RF		Terry Kennedy.....C		Ruppert Jones.....CF		Carmelo Martinez.....LF	
Terry Kennedy.....C		Luis Salazar.....3B		Garry Templeton.....SS		Kevin McReynolds.....CF	
Juan Bonilla.....2B		Broderick Perkins.....1B		Luis Salazar.....3B		Garry Templeton.....SS	
John Curtis.....LHP		Juan Eichelberger.....RHP		Tim Lollar.....LHP		Eric Show.....RHP	
April 9, 1985		April 7, 1986		April 6, 1987		April 5, 1988	
SAN DIEGO	3	SAN DIEGO	1	SAN DIEGO	3	SAN DIEGO	3
SAN FRANCISCO	4	LOS ANGELES	2	SAN FRANCISCO	4	HOUSTON	6
Attendance-52,714		Attendance-49,444		Attendance-52,020 (12 inn.)		Attendance-39,906	
Jerry Davis.....LF		Bip Roberts.....2B		Marvell Wynne.....CF		Stan Jefferson.....CF	
Mario Ramirez.....2B		Tony Gwynn.....RF		Garry Templeton.....SS		Tony Gwynn.....RF	
Tony Gwynn.....RF		Kevin McReynolds.....CF		Tony Gwynn.....RF		Keith Moreland.....LF	
Steve Garvey.....1B		Steve Garvey.....1B		Carmelo Martinez.....LF		John Kruk.....1B	
Kevin McReynolds.....CF		Carmelo Martinez.....LF		Kevin Mitchell.....3B		Randy Ready.....2B	
Terry Kennedy.....C		Garry Templeton.....SS		Steve Garvey.....1B		Benito Santiago.....C	
Jerry Royster.....3B		Terry Kennedy.....C		Benito Santiago.....C		Chris Brown.....3B	
Garry Templeton.....SS		Jerry Royster.....3B		Joey Cora.....2B		Garry Templeton.....SS	
LaMarr Hoyt.....RHP		Eric Show.....RHP		Eric Show.....RHP		Ed Whitson.....RHP	

# HISTORY & RECORDS

## OPENING DAY HISTORY

### April 3, 1989

SAN FRANCISCO	5
SAN DIEGO	3
Attendance-52,763	
Roberto Alomar.....	2B
Tim Flannery.....	3B
Tony Gwynn.....	CF
Jack Clark.....	1B
Carmelo Martinez.....	LF
John Kruk.....	RF
Benito Santiago.....	C
Garry Templeton.....	SS
Eric Show.....	RHP

### April 6, 1993

SAN DIEGO	4
PITTSBURGH	9
Attendance-44,103	
Tony Gwynn.....	RF
Jeff Gardner.....	2B
Gary Sheffield.....	3B
Fred McGriff.....	1B
Phil Plantier.....	LF
Derek Bell.....	CF
Dan Walters.....	C
Craig Shipley.....	SS
Andy Benes.....	RHP

### April 1, 1997

NEW YORK	5
SAN DIEGO	12
Attendance-43,005	
Quilvio Veras.....	2B
Tony Gwynn.....	RF
Steve Finley.....	CF
Ken Caminiti.....	3B
Greg Vaughn.....	LF
Wally Joyner.....	1B
John Flaherty.....	C
Chris Gomez.....	SS
Joey Hamilton.....	RHP

### April 2, 2001

SAN DIEGO	2
SAN FRANCISCO	3
Attendance-40,930	
Damian Jackson.....	2B
Mark Kotsay.....	CF
Ryan Klesko.....	1B
Phil Nevin.....	3B
Tony Gwynn.....	RF
Mike Darr.....	LF
Wiki Gonzalez.....	C
Chris Gomez.....	SS
Woody Williams.....	RHP

### April 4, 2005

SAN DIEGO	10
COLORADO	12
Attendance-47,661	
Khalil Greene.....	SS
Mark Loretta.....	2B
Brian Giles.....	RF
Phil Nevin.....	1B
Ryan Klesko.....	LF
Ramon Hernandez.....	C
Xavier Nady.....	CF
Sean Burroughs.....	3B
Woody Williams.....	RHP

### April 9, 1990

SAN DIEGO	2
LOS ANGELES	4
Attendance-48,686	
Bip Roberts.....	3B
Roberto Alomar.....	2B
Tony Gwynn.....	RF
Jack Clark.....	1B
Joe Carter.....	CF
Fred Lynn.....	LF
Benito Santiago.....	C
Garry Templeton.....	SS
Bruce Hurst.....	LHP

### April 4, 1994

ATLANTA	4
SAN DIEGO	1
Attendance-42,251	
Bip Roberts.....	2B
Ricky Gutierrez.....	SS
Tony Gwynn.....	RF
Phil Plantier.....	LF
Derek Bell.....	CF
Archi Cianfrocco.....	3B
Dave Staton.....	1B
Brad Ausmus.....	C
Andy Benes.....	RHP

### March 31, 1998

SAN DIEGO	10
CINCINNATI	2
Attendance-54,578	
Quilvio Veras.....	2B
Steve Finley.....	CF
Tony Gwynn.....	RF
Ken Caminiti.....	3B
Greg Vaughn.....	LF
Wally Joyner.....	1B
Carlos Hernandez.....	C
Chris Gomez.....	SS
Kevin Brown.....	RHP

### April 1, 2002

SAN DIEGO	0
ARIZONA	2
Attendance-47,025	
D'Angelo Jimenez.....	2B
Mark Kotsay.....	CF
Ron Gant.....	LF
Phil Nevin.....	1B
Bubba Trammell.....	RF
Deivi Cruz.....	SS
Wiki Gonzalez.....	C
Ramon Vazquez.....	3B
Kevin Jarvis.....	RHP

### April 3, 2006

SAN FRANCISCO	1
SAN DIEGO	6
Attendance-43,767	
Dave Roberts.....	CF
Eric Young.....	LF
Brian Giles.....	RF
Mike Piazza.....	C
Adrian Gonzalez.....	1B
Khalil Greene.....	SS
Vinny Castilla.....	3B
Josh Barfield.....	2B
Jake Peavy.....	RHP

### April 9, 1991

SAN FRANCISCO	4
SAN DIEGO	7
Attendance-48,089	
Bip Roberts.....	2B
Tony Fernandez.....	SS
Tony Gwynn.....	RF
Fred McGriff.....	1B
Benito Santiago.....	C
Jack Clark.....	LF
Jim Presley.....	3B
Shawn Abner.....	CF
Ed Whitson.....	RHP

### April 26, 1995

HOUSTON	10
SAN DIEGO	2
Attendance-38,124	
Bip Roberts.....	LF
Steve Finley.....	CF
Tony Gwynn.....	RF
Eddie Williams.....	1B
Ken Caminiti.....	3B
Andujar Cedeno.....	SS
Jody Reed.....	2B
Brad Ausmus.....	C
Andy Benes.....	RHP

### April 4, 1999-Monterrey, Mex

COLORADO	8
SAN DIEGO	2
Attendance-27,104	
Quilvio Veras.....	2B
Reggie Sanders.....	LF
Tony Gwynn.....	RF
Wally Joyner.....	1B
Greg Myers.....	C
George Arias.....	3B
Ruben Rivera.....	CF
Chris Gomez.....	SS
Andy Ashby.....	RHP

### March 31, 2003

SAN FRANCISCO	5
SAN DIEGO	2
Attendance-61,707	
Mark Loretta.....	2B
Mark Kotsay.....	CF
Rondell White.....	LF
Ryan Klesko.....	1B
Xavier Nady.....	RF
Sean Burroughs.....	3B
Gary Bennett.....	C
Ramon Vazquez.....	SS
Brian Lawrence.....	RHP

### April 3, 2007

SAN DIEGO	7
SAN FRANCISCO	0
Attendance-42,773	
Marcus Giles.....	2B
Brian Giles.....	RF
Mike Cameron.....	CF
Adrian Gonzalez.....	1B
Josh Bard.....	C
Khalil Greene.....	SS
Kevin Kouzmanoff.....	3B
Jose Cruz Jr.....	LF
Jake Peavy.....	RHP

### April 6, 1992

SAN DIEGO	4
CINCINNATI	3
Attendance-55,356	
Tony Fernandez.....	SS
Tony Gwynn.....	RF
Gary Sheffield.....	3B
Fred McGriff.....	1B
Benito Santiago.....	C
Jerald Clark.....	LF
Darrin Jackson.....	CF
Kurt Stillwell.....	2B
Bruce Hurst.....	LHP

### April 1, 1996

SAN DIEGO	4
CHICAGO	5
Attendance-38,734 (10 inn.)	
Rickey Henderson.....	LF
Steve Finley.....	CF
Tony Gwynn.....	RF
Ken Caminiti.....	3B
Wally Joyner.....	1B
Brad Ausmus.....	C
Andujar Cedeno.....	SS
Jody Reed.....	2B
Andy Ashby.....	RHP

### April 3, 2000

SAN DIEGO	1
NEW YORK	2
Attendance-52,308	
Al Martin.....	LF
Damian Jackson.....	SS
Tony Gwynn.....	RF
Phil Nevin.....	3B
Ryan Klesko.....	1B
Bret Boone.....	2B
Ruben Rivera.....	CF
Carlos Hernandez.....	C
Sterling Hitchcock.....	LHP

### April 5, 2004

SAN DIEGO	8
LOS ANGELES	2
Attendance-53,850	
Sean Burroughs.....	3B
Mark Loretta.....	2B
Brian Giles.....	RF
Phil Nevin.....	1B
Ryan Klesko.....	LF
Jay Payton.....	CF
Ramon Hernandez.....	C
Khalil Greene.....	SS
Brian Lawrence.....	RHP

### March 31, 2008

HOUSTON	0
SAN DIEGO	4
Attendance-44,965	
Brian Giles.....	RF
Tadahito Iguchi.....	2B
Kevin Kouzmanoff.....	3B
Adrian Gonzalez.....	1B
Scott Hairston.....	CF
Khalil Greene.....	SS
Josh Bard.....	C
Paul McAnulty.....	LF
Jake Peavy.....	RHP

HISTORY & RECORDS



# HISTORY & RECORDS

## OPENING DAY HISTORY

April 6, 2009		April 5, 2010		March 31, 2011		April 5, 2012	
LOS ANGELES	4	SAN DIEGO	3	SAN DIEGO	5	LOS ANGELES	5
SAN DIEGO	1	ARIZONA	6	ST. LOUIS	3	SAN DIEGO	3
Attendance-45,496		Attendance-49,059		Attendance-46,368		Attendance-42,941	
Jody Gerut.....CF		Tony Gwynn.....CF		Will Venable.....RF		Cameron Maybin.....CF	
David Eckstein.....2B		David Eckstein.....2B		Jason Bartlett.....SS		Chris Denorfa.....RF	
Brian Giles.....RF		Adrian Gonzalez.....1B		Orlando Hudson.....2B		Chase Headley.....3B	
Adrian Gonzalez.....1B		Kyle Blanks.....LF		Brad Hawpe.....1B		Jesus Guzman.....LF	
Kevin Kouzmanoff.....3B		Chase Headley.....3B		Ryan Ludwick.....LF		Nick Hundley.....C	
Chase Headley.....LF		Will Venable.....RF		Chase Headley.....3B		Yonder Alonso.....1B	
Henry Blanco.....C		Nick Hundley.....C		Cameron Maybin.....CF		Orlando Hudson.....2B	
Luis Rodriguez.....SS		Everth Cabrera.....SS		Nick Hundley.....C		Jason Bartlett.....SS	
Jake Peavy.....RHP		Jon Garland.....RHP		Tim Stauffer.....RHP		Edinson Volquez.....RHP	
April 1, 2013		March 30, 2014		April 6, 2015		April 4, 2016	
SAN DIEGO	2	LOS ANGELES	1	SAN DIEGO	3	SAN DIEGO	0
NEW YORK	11	SAN DIEGO	3	LOS ANGELES	6	LOS ANGELES	15
Attendance-41,053		Attendance-45,567		Attendance-53,518		Attendance-44,317	
Chris Denorfa.....RF		Everth Cabrera.....SS		Wil Myers.....CF		Jon Jay.....CF	
Everth Cabrera.....SS		Chris Denorfa.....RF		Derek Norris.....C		Derek Norris.....C	
Yonder Alonso.....1B		Chase Headley.....3B		Matt Kemp.....RF		Matt Kemp.....RF	
Carlos Quentin.....LF		Jedd Gyorko.....2B		Justin Upton.....LF		Wil Myers.....1B	
Jedd Gyorko.....2B		Yonder Alonso.....1B		Will Middlebrooks.....3B		Alexei Ramirez.....SS	
Nick Hundley.....C		Tommy Medica.....1B		Jedd Gyorko.....2B		Yangervis Solarte.....3B	
Cameron Maybin.....CF		Will Venable.....LF		Yonder Alonso.....1B		Melvin Upton Jr.....LF	
Cody Ransom.....3B		Rene Rivera.....C		Clint Barmes.....SS		Cory Spangenberg.....2B	
Edinson Volquez.....RHP		Andrew Cashner.....RHP		James Shields.....RHP		Tyson Ross.....RHP	
April 3, 2017							
SAN DIEGO	3						
LOS ANGELES	14						
Attendance-53,701							
Manuel Margot.....CF							
Wil Myers.....1B							
Yangervis Solarte.....2B							
Hunter Renfroe.....RF							
Ryan Schimpf.....3B							
Austin Hedges.....C							
Erick Aybar.....SS							
Jhoullys Chacin.....RHP							
Travis Jankowski.....LF							

## OPENING DAY STARTERS

YEAR	STARTER	YEAR	STARTER	YEAR	STARTER
1969:	Dick Selma, RHP	1986:	Eric Show, RHP	2003:	Brian Lawrence, RHP
1970:	Pat Dobson, RHP	1987:	Eric Show, RHP	2004:	Brian Lawrence, RHP
1971:	Tom Phoebus, RHP	1988:	Ed Whitson, RHP	2005:	Woody Williams, RHP
1972:	Clay Kirby, RHP	1989:	Eric Show, RHP	2006:	Jake Peavy, RHP
1973:	Clay Kirby, RHP	1990:	Bruce Hurst, LHP	2007:	Jake Peavy, RHP
1974:	Bill Greif, RHP	1991:	Ed Whitson, RHP	2008:	Jake Peavy, RHP
1975:	Randy Jones, LHP	1992:	Bruce Hurst, LHP	2009:	Jake Peavy, RHP
1976:	Randy Jones, LHP	1993:	Andy Benes, RHP	2010:	Jon Garland, RHP
1977:	Randy Jones, LHP	1994:	Andy Benes, RHP	2011:	Tim Stauffer, RHP
1978:	Gaylord Perry, RHP	1995:	Andy Benes, RHP	2012:	Edinson Volquez, RHP
1979:	Gaylord Perry, RHP	1996:	Andy Ashby, RHP	2013:	Edinson Volquez, RHP
1980:	Randy Jones, LHP	1997:	Joey Hamilton, RHP	2014:	Andrew Cashner, RHP
1981:	John Curtis, LHP	1998:	Kevin Brown, RHP	2015:	James Shields, RHP
1982:	Juan Eichelberger, RHP	1999:	Andy Ashby, RHP	2016:	Tyson Ross, RHP
1983:	Tim Lollar, LHP	2000:	Sterling Hitchcock, LHP	2017:	Jhoullys Chacin, RHP
1984:	Eric Show, RHP	2001:	Woody Williams, RHP		
1985:	LaMarr Hoyt, RHP	2002:	Kevin Jarvis, RHP		

## LATE NIGHT IN PHILADELPHIA

The Padres made Major League history on July 2 (and 3), 1993 in Philadelphia with a two-night doubleheader that concluded at 4:40 a.m. the following morning. The start of the first game, scheduled for 4:35 p.m., was delayed by one hour and 10 minutes by rain. During the game, there were two more delays that totaled four hours and 44 minutes before play was resumed just before midnight. After five hours and 54 minutes of rain delays and a game time of 2:34, Game 1, a 5-2 Padres win, concluded at 1:03 a.m. Game 2 started at 1:28 a.m. and went 10 innings before the Phillies won 6-5. The game-winning run crossed the plate at 4:40 a.m. It is the latest a Major League game has ever ended. The previous mark was 3:55 a.m. when the Mets and Braves played into the wee hours on July 4-5, 1985.

# HISTORY & RECORDS

## OPENING DAY HISTORY

The Padres are 21-28 on Opening Day; 13-10 in season openers played in San Diego, 8-17 on the road and 0-1 in season openers played at a neutral site (an 8-2 loss to the Colorado Rockies in 1999 in Monterrey, Mexico).

The Padres are 25-24 in home openers. They have opened the season at home 23 times but only 13 times since 1985. They were 9-7 in season openers in Mission Valley at Qualcomm Stadium.

A closer look at the Padres home openers:

YEAR	OPPONENT	RESULT	ATTENDANCE
1969*	Houston	W, 2-1	23,370
1970*	Atlanta	W, 8-3	25,215
1971*	San Francisco	L, 0-4	34,554
1972*	Atlanta	W, 6-5	16,655
1973*	Los Angeles	W, 4-2	32,019
1974	Houston	L, 5-9	39,083
1975*	San Francisco	L, 0-2 (10)	17,670
1976*	Atlanta	W, 8-2	44,728
1977	San Francisco	W, 4-3	46,375
1978	San Francisco	L, 2-3	45,901
1979	Cincinnati	L, 2-4	44,858
1980*	San Francisco	W, 6-4	29,535
1981	Cincinnati	L, 1-7	36,391
1982*	Atlanta	L, 0-1	30,188
1983	San Francisco	L, 5-6	45,397
1984*	Pittsburgh	W, 5-1	44,553
1985	San Francisco	W, 8-3	54,490
1986	Cincinnati	W, 4-3 (11)	52,934
1987	San Francisco	L, 6-13	48,686
1988	Los Angeles	W, 5-3	52,395
1989*	San Francisco	L, 3-5	52,763
1990	Los Angeles	L, 0-1	54,098
1991*	San Francisco	W, 7-4	48,089
1992	Los Angeles	L, 3-6	51,280
1993	Pittsburgh	L, 2-4	46,192
1994*	Atlanta	L, 1-4	42,251
1995*	Houston	L, 2-10	38,124
1996	Florida	W, 9-2	44,470
1997*	New York (NL)	W, 12-5	43,005
1998	Cincinnati	W, 3-2 (10)	55,454
1999 <sup>^</sup>	Colorado	L, 2-8	27,104
2000	Arizona	L, 4-8	60,021
2001	San Francisco	L, 6-11	61,277
2002	Arizona	W, 8-0	59,103
2003*	San Francisco	L, 2-5	61,707
2004+	San Francisco	W, 4-3 (10)	41,400
2005	Pittsburgh	W, 1-0 (12)	43,538
2006*	San Francisco	W, 6-1	43,767
2007	Colorado	L, 3-4	44,267
2008*	Houston	W, 4-0	44,965
2009*	Los Angeles (NL)	L, 1-4	45,496
2010	Atlanta	W, 17-2	42,843
2011	San Francisco	W, 3-1	43,146
2012*	Los Angeles (NL)	L, 3-5	42,941
2013	Los Angeles (NL)	W, 9-3	44,436
2014*	Los Angeles (NL)	W, 3-1	45,567
2015	San Francisco	L, 0-1 (12)	45,149
2016	Los Angeles (NL)	L, 0-15	44,317
2017	San Francisco	W, 7-6	43,441

\*Home opener was season opener

<sup>^</sup>Home opener was played in Monterrey, Mexico

+Opening game at Petco Park

## ROOKIE OPENING DAY STARTERS

YEAR (#)	STARTERS
1969 (1):	<b>Rafael Robles</b> , SS
1970 (2):	Van Kelly, 3B Jerry Morales, LF
1972 (1):	Derrel Thomas, 2B
1973 (3):	<b>Bob Davis</b> , C John Grubb, CF Dave Hilton, 3B
1977 (3):	Bill Almon, SS Mike Champion, 2B <b>Gene Richards</b> , LF
1978 (1):	<b>Ozzie Smith</b> , SS
1979 (1):	Barry Evans, 3B
1981 (2):	Randy Bass, 1B <b>Juan Bonilla</b> , 2B
1984 (1):	Carmelo Martinez, LF
1985 (1):	Gerry Davis, LF
1986 (1):	<b>Bip Roberts</b> , 2B
1987 (2):	<b>Joey Cora</b> , 2B Benito Santiago, C
1993 (1):	Jeff Gardner, 2B
1994 (1):	Dave Staton, 1B
2002 (1):	Ramon Vazquez, 3B
2003 (1):	Xavier Nady, RF
2004 (1):	Khalil Greene, SS
2006 (1):	<b>Josh Barfield</b> , 2B
2007 (1):	Kevin Kouzmanoff, 3B
2012 (1):	Yonder Alonso, 1B
2013 (1)	<b>Jedd Gyorko</b> , 2B
2014 (1)	Tommy Medica, LF
2017 (2)	Manuel Margot, CF Hunter Renfroe, RF

Players in bold made their Major League debuts as Opening Day starters.



# HISTORY & RECORDS

## ANNUAL BATTING TOTALS

YEAR	AVG.	R	H	2B	3B	HR	RBI	SB
1969	.225	468	1203	180	42	99	431	45
1970	.246	681	1353	208	36	172	629	60
1971	.233	486	1250	184	31	96	447	70
1972	.227	488	1181	168	38	102	452	78
1973	.244	548	1330	198	26	112	516	88
1974	.229	541	1239	196	27	99	506	85
1975	.244	552	1324	215	22	78	505	85
1976	.247	570	1327	216	37	64	528	92
1977	.249	692	1397	245	49	120	652	133
1978	.252	591	1349	208	42	75	542	152
1979	.242	603	1316	193	<b>53</b>	93	559	100
1980	.255	591	1410	195	43	67	546	<b>*239</b>
1981	.256	382	963	170	35	32	350	83
1982	.257	675	1435	217	<b>#52</b>	81	611	165
1983	.250	653	1384	207	34	93	592	179
1984	.259	686	1425	207	42	109	629	152
1985	.255	650	1405	241	28	109	611	60
1986	.261	656	1442	239	25	136	629	96
1987	.260	668	1419	209	48	113	621	198
1988	.247	594	1325	205	35	94	566	123
1989	.251	642	1360	215	32	120	598	136
1990	.257	673	1429	243	35	123	628	138
1991	.244	636	1321	204	36	121	591	101
1992	.255	617	1396	255	30	135	576	69
1993	.252	679	1386	239	28	153	633	92
1994	<b>.275</b>	479	1117	200	19	92	445	79
1995	.272	668	1345	231	20	116	618	124
1996	.265	771	1499	285	24	147	718	109
1997	.271	<b>795</b>	1519	275	16	152	<b>761</b>	140
1998	.253	749	1390	292	30	167	715	79
1999	.252	710	1360	256	22	153	671	<b>*174</b>
2000	.254	752	1413	279	37	157	714	131
2001	.252	789	1379	273	26	161	753	129
2002	.253	662	1393	243	29	136	627	71
2003	.261	678	1442	257	32	128	641	76
2004	.273	768	<b>1521</b>	304	32	159	722	52
2005	.257	684	1416	269	39	130	655	99
2006	.263	731	1465	298	38	161	698	123
2007	.251	741	1408	<b>322</b>	31	171	704	55
2008	.250	637	1390	264	27	154	615	36
2009	.242	638	1315	265	31	141	605	82
2010	.246	665	1338	236	24	132	630	124
2011	.237	593	1284	247	42	91	563	<b>*170</b>
2012	.247	651	1339	272	43	121	610	155
2013	.245	618	1349	246	26	146	578	118
2014	.226	535	1199	224	30	109	500	91
2015	.243	650	1324	260	36	148	623	82
2016	.235	686	1275	257	26	177	654	125
2017	.234	604	1251	227	31	<b>189</b>	576	89

Blue Indicates Club Record

\* Led League

# Tied for League Lead

## PADRES RETIRED NUMBERS

# 6

STEVE GARVEY  
(1989)

# 31

DAVE WINFIELD  
(2001)

# 51

TREVOR HOFFMAN  
(2011)

# 19

TONY GWYNN  
(2004)

# 35

RANDY JONES  
(1997)

# 42

JACKIE ROBINSON  
(1997)



# HISTORY & RECORDS

## ANNUAL PITCHING TOTALS

YEAR	W	L	ERA	CG	SV	SHO	H	R	ER	HR	BB	SO
1969	52	110	4.24	16	25	9	1454	746	670	113	592	764
1970	63	99	4.36	24	32	9	1483	788	697	149	611	886
1971	61	100	<b>3.22</b>	<b>47</b>	17	10	1351	610	<b>515</b>	93	559	923
1972	58	95	3.78	39	19	17	1350	665	589	121	618	960
1973	60	102	4.16	34	23	10	1461	770	661	157	548	845
1974	60	102	4.58	25	19	7	1536	830	736	124	715	855
1975	71	91	3.48	40	20	12	1494	683	566	99	521	713
1976	73	89	3.65	<b>47</b>	18	11	1368	662	581	87	543	652
1977	69	93	4.43	6	44	5	1556	834	722	160	673	827
1978	84	78	3.28	21	*55	10	1385	598	522	<b>74</b>	483	744
1979	68	93	3.69	29	25	7	1438	681	596	108	513	779
1980	73	89	3.65	19	39	9	1474	654	595	97	536	728
1981	41	69	3.72	9	23	6	1013	455	414	64	414	492
1982	81	81	3.52	20	41	11	1348	658	578	139	502	765
1983	81	81	3.62	23	44	5	1389	653	590	144	528	850
1984	92	70	3.48	13	44	*17	1327	634	565	122	563	812
1985	83	79	3.40	26	44	19	1399	622	549	127	*443	727
1986	74	88	3.99	13	32	7	1406	723	640	150	607	934
1987	65	97	4.27	14	33	10	1402	763	680	175	602	897
1988	83	78	3.28	30	39	9	1332	583	528	112	439	885
1989	89	73	3.38	21	52	11	1359	626	547	133	481	933
1990	75	87	3.68	21	35	12	1437	673	597	147	507	928
1991	84	78	3.57	14	47	11	1385	646	577	139	457	921
1992	82	80	3.56	9	46	11	1444	636	578	111	439	971
1993	61	101	4.23	8	32	6	1470	772	675	148	558	957
1994	47	70	4.08	8	27	6	1008	531	474	99	393	862
1995	70	74	4.13	6	35	10	1242	672	590	142	512	1047
1996	91	71	3.72	5	47	11	1395	682	616	147	506	1194
1997	76	86	4.98	5	43	0	1581	891	802	172	596	1059
1998	<b>98</b>	<b>64</b>	3.63	14	*59	11	1384	635	587	139	501	1217
1999	74	88	4.47	5	43	6	1454	781	705	193	529	1078
2000	76	86	4.52	5	46	5	1443	815	733	191	649	1071
2001	79	83	4.52	5	46	1	1519	812	724	219	476	1088
2002	66	96	4.62	5	40	2	1522	815	737	177	582	1108
2003	64	98	4.87	2	31	10	1458	831	774	208	611	1091
2004	87	75	4.03	3	44	8	1460	705	645	184	<b>422</b>	1079
2005	82	80	4.13	4	45	8	1452	726	668	146	503	1133
2006	88	74	*3.87	4	*50	11	1385	*679	*629	176	468	1097
2007	89	74	*3.70	1	45	*20	1406	*666	*611	119	*474	1136
2008	63	99	4.41	3	30	6	1466	764	714	165	561	1100
2009	75	87	4.37	2	45	9	1422	769	704	167	603	1187
2010	90	72	3.39	2	49	<b>20</b>	1305	*581	549	139	517	1295
2011	71	91	3.42	0	44	10	1324	611	551	125	521	1139
2012	76	86	4.01	4	43	11	1356	710	640	162	539	1205
2013	76	86	3.98	3	40	6	1407	700	643	156	525	1171
2014	77	85	3.27	4	41	10	<b>1300</b>	<b>577</b>	523	117	462	1284
2015	74	88	4.09	1	41	6	1371	731	655	171	516	<b>1393</b>
2016	68	94	4.43	1	35	9	1425	770	708	183	569	1222
2017	71	91	4.67	2	45	12	1417	816	742	226	554	1325

Blue Indicates Club Best

\* Led League

# Tied for League Lead



Tony Gwynn led the Padres in batting 15 times, doubles nine times, triples five times and RBI three times.

HISTORY & RECORDS



# HISTORY & RECORDS

## ANNUAL BATTING LEADERS

### BATTING AVERAGE

1969	Ollie Brown	.264
1970	Clarence Gaston	.318
1971	Ollie Brown	.273
1972	Clarence Gaston	.269
1973	Dave Roberts	.286
1974	John Grubb	.286
1975	Tito Fuentes	.280
1976	Mike Ivie	.291
1977	George Hendrick	.311
1978	Dave Winfield	.308
1979	Dave Winfield	.308
1980	Gene Richards	.301
1981	Luis Salazar	.303
1982	Terry Kennedy	.295
1983	Terry Kennedy	.284
1984	Tony Gwynn	*.351
1985	Tony Gwynn	.317
1986	Tony Gwynn	.329
1987	Tony Gwynn	*.370
1988	Tony Gwynn	*.313
1989	Tony Gwynn	*.336
1990	Gwynn & Roberts	.309
1991	Tony Gwynn	.317
1992	Gary Sheffield	*.330
1993	Tony Gwynn	.358
1994	Tony Gwynn	*.394
1995	Tony Gwynn	*.368
1996	Tony Gwynn	*.353
1997	<b>Tony Gwynn</b>	<b>*.372</b>
1998	Tony Gwynn	.321
1999	Tony Gwynn	.339
2000	Phil Nevin	.303
2001	Phil Nevin	.306
2002	Ryan Klesko	.300
2003	Mark Loretta	.314
2004	Mark Loretta	.335
2005	Brian Giles	.301
2006	Adrian Gonzalez	.304
2007	Adrian Gonzalez	.282
2008	Brian Giles	.306
2009	Adrian Gonzalez	.277
2010	Adrian Gonzalez	.298
2011	Cameron Maybin	.264
2012	Chase Headley	.286
2013	Chris Denorfia	.279
2014	Seth Smith	.266
2015	Yangervis Solarte	.270
2016	Wil Myers	.259
2017	Manuel Margot	.263

### HITS

1969	Ollie Brown	150
1970	Clarence Gaston	186
1971	Nate Colbert	149
1972	Nate Colbert	141
1973	Colbert & Kendall	143
1974	Dave Winfield	132
1975	Tito Fuentes	158
1976	Dave Winfield	139
1977	Dave Winfield	169
1978	Dave Winfield	181
1979	Dave Winfield	184
1980	Gene Richards	193
1981	Luis Salazar	121
1982	Terry Kennedy	166
1983	Terry Kennedy	156
1984	Tony Gwynn	*213
1985	Tony Gwynn	197
1986	Tony Gwynn	*211
1987	Tony Gwynn	*218
1988	Tony Gwynn	163
1989	Tony Gwynn	*203
1990	Tony Gwynn	177
1991	Tony Gwynn	168
1992	Gary Sheffield	184
1993	Tony Gwynn	175
1994	Tony Gwynn	*165
1995	Tony Gwynn	#197
1996	Steve Finley	195
1997	<b>Tony Gwynn</b>	<b>*220</b>
1998	Greg Vaughn	156
1999	Tony Gwynn	139
2000	Eric Owens	171
2001	Phil Nevin	167
2002	Mark Kotsay	169
2003	Mark Loretta	185
2004	Mark Loretta	208
2005	Brian Giles	164
2006	Adrian Gonzalez	173
2007	Adrian Gonzalez	182
2008	Adrian Gonzalez	172
2009	Adrian Gonzalez	153
2010	Adrian Gonzalez	176
2011	Bartlett & Maybin	136
2012	Chase Headley	173
2013	Chris Denorfia	132
2014	Seth Smith	118
2015	Matt Kemp	158
2016	Wil Myers	155
2017	Wil Myers	138

### HOME RUNS

1969	Nate Colbert	24
1970	Nate Colbert	38
1971	Nate Colbert	27
1972	Nate Colbert	38
1973	Nate Colbert	22
1974	Willie McCovey	22
1975	Willie McCovey	23
1976	Dave Winfield	13
1977	Dave Winfield	25
1978	Dave Winfield	24
1979	Dave Winfield	34
1980	Dave Winfield	20
1981	Jim Lefebvre	8
1982	Terry Kennedy	21
1983	Terry Kennedy	17
1984	McReynolds & Nettles	20
1985	Carmelo Martinez	21
1986	Kevin McReynolds	26
1987	John Kruk	20
1988	Carmelo Martinez	18
1989	Jack Clark	26
1990	Jack Clark	25
1991	Fred McGriff	31
1992	Fred McGriff	*35
1993	Phil Plantier	34
1994	Phil Plantier	18
1995	Ken Caminiti	26
1996	Ken Caminiti	40
1997	Steve Finley	28
1998	<b>Greg Vaughn</b>	<b>50</b>
1999	Reggie Sanders	26
2000	Phil Nevin	31
2001	Phil Nevin	41
2002	Ryan Klesko	29
2003	Ryan Klesko	21
2004	Phil Nevin	26
2005	Ryan Klesko	18
2006	Adrian Gonzalez	24
2007	Adrian Gonzalez	30
2008	Adrian Gonzalez	36
2009	Adrian Gonzalez	40
2010	Adrian Gonzalez	31
2011	Ryan Ludwick	11
2012	Chase Headley	31
2013	Jedd Gyorko	23
2014	Yasmani Grandal	15
2015	Justin Upton	26
2016	Wil Myers	28
2017	Wil Myers	30

Single season averages based on a minimum 502 plate appearances.

**Blue** Indicates Club Record

\* Led League

# Tied for League Lead



Wil Myers led the Padres in hits, home runs, doubles, RBI, runs and extra-base hits in 2017

# HISTORY & RECORDS

## ANNUAL BATTING LEADERS

### DOUBLES

1969	Al Ferrara.....	22
1970	Ollie Brown.....	34
1971	Nate Colbert.....	25
1972	Nate Colbert.....	27
1973	Nate Colbert.....	25
1974	Derrel Thomas.....	24
1975	John Grubb.....	36
1976	Dave Winfield.....	26
1977	Ivie & Winfield.....	29
1978	Dave Winfield.....	30
1979	Dave Winfield.....	29
1980	Gene Richards.....	26
1981	Ruppert Jones.....	34
1982	Terry Kennedy.....	42
1983	Terry Kennedy.....	27
1984	Carmelo Martinez.....	28
1985	Steve Garvey.....	34
1986	Tony Gwynn.....	33
1987	Tony Gwynn.....	36
1988	Roberto Alomar.....	24
1989	Alomar & Gwynn.....	27
1990	Bip Roberts.....	36
1991	Fernandez & Gwynn.....	27
1992	Gary Sheffield.....	34
1993	Tony Gwynn.....	41
1994	Tony Gwynn.....	35
1995	Caminiti & Gwynn.....	33
1996	Steve Finley.....	45
1997	<b>Tony Gwynn.....</b>	<b>49</b>
1998	Steve Finley.....	40
1999	Gwynn & Nevin.....	27
2000	Phil Nevin.....	34
2001	Phil Nevin.....	41
2002	Ryan Klesko.....	39
2003	Kotsay & Loretta.....	28
2004	Brian Giles.....	33
2005	Brian Giles.....	38
2006	Adrian Gonzalez.....	38
2007	Adrian Gonzalez.....	46
2008	Brian Giles.....	40
2009	Headley & Kouzmanoff.....	31
2010	Adrian Gonzalez.....	33
2011	Chase Headley.....	28
2012	Yonder Alonso.....	39
2013	Chase Headley.....	35
2014	Seth Smith.....	31
2015	Norris & Solarte.....	33
2016	Wil Myers.....	29
2017	Wil Myers.....	29

### TRIPLES

1969	Nate Colbert.....	9
1970	Clarence Gaston.....	9
1971	Clarence Gaston.....	9
1972	Lee & Morales.....	7
1973	Clarence Gaston.....	4
1974	Derrel Thomas.....	6
1975	Bobby Tolan.....	4
1976	Willie Davis.....	10
1977	Almon & Richards.....	11
1978	Gene Richards.....	*12
1979	Dave Winfield.....	10
1980	Gene Richards.....	8
1981	Gene Richards.....	12
1982	Richards & Templeton.....	8
1983	Juan Bonilla.....	4
1984	Tony Gwynn.....	10
1985	Steve Garvey.....	6
1986	Tony Gwynn.....	7
1987	<b>Tony Gwynn.....</b>	<b>13</b>
1988	Garry Templeton.....	7
1989	Bip Roberts.....	8
1990	Tony Gwynn.....	10
1991	Tony Gwynn.....	11
1992	Jerald Clark.....	6
1993	Jeff Gardner.....	7
1994	Bip Roberts.....	5
1995	Steve Finley.....	8
1996	Steve Finley.....	9
1997	Steve Finley.....	5
1998	Steve Finley.....	6
1999	Eric Owens.....	3
2000	Eric Owens.....	7
2001	Jackson & Klesko.....	6
2002	Mark Kotsay.....	7
2003	Sean Burroughs.....	6
2004	Brian Giles.....	7
2005	Dave Roberts.....	10
2006	<b>Dave Roberts.....</b>	<b>13</b>
2007	Mike Cameron.....	6
2008	Gerut, Giles & Kouzmanoff.....	4
2009	Everth Cabrera.....	8
2010	Will Venable.....	7
2011	Cameron Maybin.....	8
2012	Will Venable.....	8
2013	Will Venable.....	8
2014	Seth Smith.....	5
2015	Cory Spangenberg.....	5
2016	Ryan Schimpf.....	5
2017	Manuel Margot.....	7

### RUNS BATTED IN

1969	Nate Colbert.....	66
1970	Clarence Gaston.....	93
1971	Nate Colbert.....	84
1972	Nate Colbert.....	111
1973	Nate Colbert.....	80
1974	Dave Winfield.....	75
1975	Dave Winfield.....	76
1976	Mike Ivie.....	70
1977	Dave Winfield.....	92
1978	Dave Winfield.....	97
1979	Dave Winfield.....	*118
1980	Dave Winfield.....	87
1981	Gene Richards.....	42
1982	Terry Kennedy.....	97
1983	Terry Kennedy.....	98
1984	Steve Garvey.....	86
1985	Steve Garvey.....	81
1986	Kevin McReynolds.....	96
1987	John Kruk.....	91
1988	Tony Gwynn.....	70
1989	Jack Clark.....	94
1990	Joe Carter.....	115
1991	Fred McGriff.....	106
1992	Fred McGriff.....	104
1993	Phil Plantier.....	100
1994	Tony Gwynn.....	64
1995	Ken Caminiti.....	94
1996	<b>Ken Caminiti.....</b>	<b>130</b>
1997	Tony Gwynn.....	119
1998	Greg Vaughn.....	119
1999	Phil Nevin.....	85
2000	Phil Nevin.....	107
2001	Phil Nevin.....	126
2002	Ryan Klesko.....	95
2003	Mark Loretta.....	72
2004	Phil Nevin.....	105
2005	Brian Giles.....	83
2006	Cameron & Giles.....	83
2007	Adrian Gonzalez.....	100
2008	Adrian Gonzalez.....	119
2009	Adrian Gonzalez.....	99
2010	Adrian Gonzalez.....	101
2011	Ryan Ludwick.....	64
2012	Chase Headley.....	*115
2013	Jedd Gyorko.....	63
2014	Jedd Gyorko.....	51
2015	Matt Kemp.....	100
2016	Wil Myers.....	94
2017	Wil Myers.....	74

Blue Indicates Club Record

\* Led League

# Tied for League Lead



Ken Caminiti drove in a franchise-record 130 RBI en route to earning National League MVP honors in 1996



# HISTORY & RECORDS

## ANNUAL BATTING LEADERS

### EXTRA-BASE HITS

1969	Nate Colbert	53
1970	Nate Colbert	61
1971	Nate Colbert	55
1972	Nate Colbert	67
1973	Nate Colbert	49
1974	McCovey & Winfield	42
1975	John Grubb	42
1976	Dave Winfield	43
1977	Dave Winfield	61
1978	Dave Winfield	59
1979	Dave Winfield	71
1980	Dave Winfield	51
1981	Ruppert Jones	39
1982	Terry Kennedy	64
1983	Terry Kennedy	45
1984	Kevin McReynolds	52
1985	Steve Garvey	57
1986	Kevin McReynolds	63
1987	Tony Gwynn	56
1988	Roberto Alomar	39
1989	Jack Clark	46
1990	Joe Carter	52
1991	Fred McGriff	51
1992	Gary Sheffield	70
1993	Fred McGriff	68
1994	Tony Gwynn	48
1995	Ken Caminiti	59
1996	<b>Steve Finley</b>	<b>84</b>
1997	Tony Gwynn	68
1998	Greg Vaughn	82
1999	Reggie Sanders	57
2000	Phil Nevin	66
2001	Phil Nevin	72
2002	Ryan Klesko	69
2003	Mark Loretta	45
2004	Mark Loretta	65
2005	Brian Giles	61
2006	Mike Cameron	65
2007	Adrian Gonzalez	79
2008	Adrian Gonzalez	69
2009	Adrian Gonzalez	69
2010	Adrian Gonzalez	64
2011	Cameron Maybin	41
2012	Chase Headley	64
2013	Will Venable	52
2014	Seth Smith	48
2015	Matt Kemp	57
2016	Wil Myers	61
2017	Wil Myers	62

### RUNS

1969	Ollie Brown	76
1970	Clarence Gaston	92
1971	Nate Colbert	81
1972	Nate Colbert	87
1973	Nate Colbert	73
1974	Dave Winfield	57
1975	Dave Winfield	74
1976	Dave Winfield	81
1977	Dave Winfield	104
1978	Gene Richards	90
1979	Dave Winfield	97
1980	Gene Richards	91
1981	Jones & Smith	53
1982	Garry Templeton	76
1983	Alan Wiggins	83
1984	Alan Wiggins	106
1985	Tony Gwynn	90
1986	Tony Gwynn	#107
1987	Tony Gwynn	119
1988	Roberto Alomar	84
1989	Alomar & Gwynn	82
1990	Bip Roberts	104
1991	Fred McGriff	84
1992	Gary Sheffield	87
1993	Ricky Gutierrez	76
1994	Tony Gwynn	79
1995	Steve Finley	104
1996	<b>Steve Finley</b>	<b>126</b>
1997	Steve Finley	101
1998	Greg Vaughn	112
1999	Quilvio Veras	95
2000	Ryan Klesko	88
2001	Ryan Klesko	105
2002	Ryan Klesko	90
2003	Mark Loretta	74
2004	Mark Loretta	108
2005	Brian Giles	92
2006	Mike Cameron	88
2007	Adrian Gonzalez	101
2008	Adrian Gonzalez	103
2009	Adrian Gonzalez	90
2010	Adrian Gonzalez	87
2011	Cameron Maybin	82
2012	Chase Headley	95
2013	Chris Denorfia	67
2014	Seth Smith	55
2015	Justin Upton	85
2016	Wil Myers	99
2017	Wil Myers	80


### STOLEN BASES

1969	Jose Arcia	14
1970	Dave Campbell	18
1971	Enzo Hernandez	21
1972	Enzo Hernandez	24
1973	Hernandez & Thomas	15
1974	Enzo Hernandez	37
1975	Dave Winfield	23
1976	Dave Winfield	26
1977	Gene Richards	56
1978	Ozzie Smith	40
1979	Ozzie Smith	28
1980	Gene Richards	61
1981	Ozzie Smith	22
1982	Alan Wiggins	33
1983	Alan Wiggins	66
1984	<b>Alan Wiggins</b>	<b>70</b>
1985	Garry Templeton	16
1986	Tony Gwynn	37
1987	Tony Gwynn	56
1988	Tony Gwynn	26
1989	Roberto Alomar	42
1990	Bip Roberts	46
1991	Bip Roberts	26
1992	Tony Fernandez	20
1993	Derek Bell	26
1994	Derek Bell	24
1995	Steve Finley	36
1996	Rickey Henderson	37
1997	Quilvio Veras	33
1998	Quilvio Veras	24
1999	Reggie Sanders	36
2000	Eric Owens	29
2001	Rickey Henderson	25
2002	Mark Kotsay	11
2003	Gary Matthews Jr	12
2004	Kerry Robinson	11
2005	Dave Roberts	23
2006	Dave Roberts	49
2007	Mike Cameron	18
2008	Tadahito Iguchi	8
2009	Everth Cabrera	25
2010	Will Venable	29
2011	Cameron Maybin	40
2012	Everth Cabrera	*44
2013	Everth Cabrera	37
2014	Everth Cabrera	18
2015	Justin Upton	19
2016	Travis Jankowski	30
2017	Wil Myers	20

Blue indicates Padres single-season record

\* Led League

# Tied for League Lead



Nate Colbert led the Padres in both home runs and extra-base hits five times (1969-73) as well as runs three times (1971-73) and is the Friars' all-time leader in home runs (163).

# HISTORY & RECORDS

## ANNUAL PITCHING LEADERS

### WINS

1969	Niekro & Santorini	8
1970	Pat Dobson	12
1971	Clay Kirby	15
1972	Clay Kirby	12
1973	Steve Arlin	11
1974	Freisleben, Greif, Hardy & Spillner	9
1975	Randy Jones	20
1976	<b>Randy Jones</b>	<b>*22</b>
1977	Bob Shirley	12
1978	Gaylord Perry	21
1979	Gaylord Perry	12
1980	Shirley & Fingers	11
1981	Juan Eichelberger	8
1982	Tim Lollar	16
1983	Eric Show	15
1984	Eric Show	15
1985	Andy Hawkins	18
1986	Hawkins & McCullers	10
1987	Ed Whitson	10
1988	Eric Show	16
1989	Ed Whitson	16
1990	Ed Whitson	14
1991	Benes & Hurst	15
1992	Bruce Hurst	14
1993	Andy Benes	15
1994	Joey Hamilton	9
1995	Andy Ashby	12
1996	Joey Hamilton	15
1997	Joey Hamilton	12
1998	Kevin Brown	18
1999	Andy Ashby	14
2000	Matt Clement	13
2001	Kevin Jarvis	12
2002	Brian Lawrence	12
2003	Jake Peavy	12
2004	Lawrence & Peavy	15
2005	Jake Peavy	13
2006	Woody Williams	12
2007	Jake Peavy	*19
2008	Jake Peavy	10
2009	Kevin Correia	12
2010	Garland, Latos & Richard	14
2011	Aaron Harang	14
2012	Clayton Richard	14
2013	Eric Stults	11
2014	Ian Kennedy & Tyson Ross	13
2015	James Shields	13
2016	Luis Perdomo	9
2017	Jhoulys Chacin	13

### EARNED RUN AVERAGE

1969	Joe Niekro	3.70
1970	Danny Coombs	3.30
1971	<b>Dave Roberts</b>	<b>2.10</b>
1972	Clay Kirby	3.13
1973	Bill Greif	3.21
1974	Dave Freisleben	3.65
1975	Randy Jones	*2.24
1976	Randy Jones	2.74
1977	Bob Shirley	3.70
1978	Gaylord Perry	2.72
1979	Gaylord Perry	3.05
1980	John Curtis	3.51
1981	Juan Eichelberger	3.51
1982	Tim Lollar	3.13
1983	Dave Dravecky	3.58
1984	Mark Thurmond	2.97
1985	Dave Dravecky	2.93
1986	Dave Dravecky	3.07
1987	Eric Show	3.84
1988	Eric Show	3.26
1989	Ed Whitson	2.66
1990	Ed Whitson	2.60
1991	Andy Benes	3.03
1992	Andy Benes	3.35
1993	Andy Benes	3.35
1994	Joey Hamilton	2.98
1995	Andy Ashby	2.94
1996	Fernando Valenzuela	3.62
1997	Andy Ashby	4.13
1998	Kevin Brown	2.38
1999	Andy Ashby	3.80
2000	Woody Williams	3.75
2001	Kevin Jarvis	4.79
2002	Brian Lawrence	3.69
2003	Adam Eaton	4.08
2004	Jake Peavy	*2.27
2005	Jake Peavy	2.88
2006	Chris Young	3.46
2007	Jake Peavy	*2.54
2008	Jake Peavy	2.85
2009	Kevin Correia	3.91
2010	Mat Latos	2.92
2011	Mat Latos	3.47
2012	Clayton Richard	3.99
2013	Andrew Cashner	3.09
2014	Tyson Ross	2.81
2015	Tyson Ross	3.26
2016	Brad Hand	2.92
2017	Brad Hand	2.16


### STRIKEOUTS

1969	Clay Kirby	113
1970	Pat Dobson	185
1971	Clay Kirby	231
1972	Clay Kirby	175
1973	Clay Kirby	129
1974	Bill Greif	137
1975	Dan Spillner	104
1976	Brent Storm	103
1977	Bob Shirley	146
1978	Gaylord Perry	154
1979	Gaylord Perry	140
1980	Steve Mura	107
1981	Juan Eichelberger	81
1982	Tim Lollar	150
1983	Tim Lollar	135
1984	Tim Lollar	131
1985	Eric Show	141
1986	Andy Hawkins	117
1987	Ed Whitson	135
1988	Eric Show	144
1989	Bruce Hurst	179
1990	Bruce Hurst	162
1991	Andy Benes	167
1992	Andy Benes	169
1993	Andy Benes	179
1994	Andy Benes	*189
1995	Andy Ashby	150
1996	Joey Hamilton	184
1997	Andy Ashby	144
1998	<b>Kevin Brown</b>	<b>257</b>
1999	Sterling Hitchcock	194
2000	Matt Clement	170
2001	Kevin Jarvis	133
2002	Brian Lawrence	149
2003	Jake Peavy	156
2004	Jake Peavy	173
2005	Jake Peavy	*216
2006	Jake Peavy	215
2007	Jake Peavy	*240
2008	Jake Peavy	166
2009	Kevin Correia	142
2010	Mat Latos	189
2011	Mat Latos	185
2012	Edinson Volquez	174
2013	Eric Stults	131
2014	Ian Kennedy	207
2015	James Shields	216
2016	Drew Pomeranz	115
2017	Jhoulys Chacin	153

Blue indicates Club Record

\* Led League

# Tied for League Lead



Kevin Brown struck out a franchise-best 257 batters in 1998 and was the starter in Games 1 and 4 in the World Series.





# HISTORY & RECORDS

## ANNUAL PITCHING LEADERS

### INNINGS PITCHED

1969	Clay Kirby.....	215.2
1970	Pat Dobson.....	215.0
1971	Dave Roberts.....	269.2
1972	Steve Arlin.....	250.0
1973	Bill Greif.....	199.1
1974	Bill Greif.....	226.0
1975	Randy Jones.....	285.0
<b>1976</b>	<b>Randy Jones.....</b>	<b>*315.1</b>
1977	Bob Shirley.....	214.0
1978	Gaylord Perry.....	260.2
1979	Randy Jones.....	263.0
1980	John Curtis.....	187.0
1981	Juan Eichelberger.....	141.1
1982	Tim Lollar.....	232.2
1983	Eric Show.....	200.2
1984	Eric Show.....	206.2
1985	Eric Show.....	233.0
1986	Andy Hawkins.....	209.1
1987	Eric Show.....	206.1
1988	Eric Show.....	234.2
1989	Bruce Hurst.....	244.2
1990	Ed Whitson.....	228.2
1991	Andy Benes.....	223.0
1992	Andy Benes.....	231.1
1993	Andy Benes.....	230.2
1994	Andy Benes.....	172.1
1995	Joey Hamilton.....	204.1
1996	Joey Hamilton.....	211.2
1997	Andy Ashby.....	200.2
1998	Kevin Brown.....	257.0
1999	Woody Williams.....	208.1
2000	Matt Clement.....	205.0
2001	Bobby Jones.....	195.0
2002	Brian Lawrence.....	210.0
2003	Brian Lawrence.....	210.2
2004	Brian Lawrence.....	203.0
2005	Jake Peavy.....	203.0
2006	Jake Peavy.....	202.1
2007	Jake Peavy.....	223.1
2008	Jake Peavy.....	173.2
2009	Kevin Correia.....	198.0
2010	Clayton Richard.....	201.2
2011	Mat Latos.....	194.1
2012	Clayton Richard.....	218.2
2013	Eric Stults.....	203.2
2014	Ian Kennedy.....	201.0
2015	James Shields.....	202.1
2016	Luis Perdomo.....	146.2
2017	Clayton Richard.....	197.1

### COMPLETE GAMES

1969	Joe Niekro.....	8
1970	Pat Dobson.....	8
1971	Dave Roberts.....	14
1972	Steve Arlin.....	12
1973	Bill Greif.....	9
1974	Bill Greif.....	7
1975	Randy Jones.....	18
<b>1976</b>	<b>Randy Jones.....</b>	<b>*25</b>
1977	Bob Owchinko.....	3
1978	Randy Jones.....	7
1979	Gaylord Perry.....	10
1980	John Curtis.....	6
1981	Chris Welsh.....	4
1982	Juan Eichelberger.....	8
1983	Dave Dravecky.....	9
1984	Dravecky, Lollar, Show.....	3
1985	LaMarr Hoyt.....	8
1986	Dravecky & Hawkins.....	3
1987	Eric Show.....	5
1988	Eric Show.....	13
1989	Bruce Hurst.....	10
1990	Bruce Hurst.....	9
1991	Benes & Hurst.....	4
1992	Bruce Hurst.....	6
1993	Benes & Gr. Harris.....	4
1994	Andy Ashby.....	4
1995	Ashby & Hamilton.....	2
1996	Joey Hamilton.....	3
1997	Andy Ashby.....	2
1998	Kevin Brown.....	7
1999	Andy Ashby.....	4
2000	Woody Williams.....	4
2001	Adam Eaton.....	2
2002	Brett Tomko.....	3
2003	Eaton & Lawrence.....	1
2004	Brian Lawrence.....	2
2005	Jake Peavy.....	3
2006	Jake Peavy.....	2
2007	Greg Maddux.....	1
2008	Banks, Peavy & Young.....	1
2009	Correia & Peavy.....	1
2010	Latos & Richard.....	1
2011	None.....	—
2012	Bass, Marquis, Richard.....	1
	& Volquez.....	2
2013	Eric Stults.....	2
2014	Cashner & Ross.....	2
2015	Tyson Ross.....	1
2016	Luis Perdomo.....	1
2017	Clayton Richard.....	2

### SHUTOUTS

1969	Joe Niekro.....	3
1970	David A. Roberts.....	2
1971	Steve Arlin.....	4
<b>1972</b>	<b>Fred Norman.....</b>	<b>6</b>
1973	Arlin & Greif.....	3
1974	Dan Spillner.....	2
<b>1975</b>	<b>Randy Jones.....</b>	<b>6</b>
1976	Randy Jones.....	5
1977	Bob Owchinko.....	2
1978	Jones, Perry & Rasmus.....	2
1979	Eric Rasmusen.....	3
1980	Randy Jones.....	3
1981	Chris Welsh.....	2
1982	Lollar & Show.....	2
1983	Eric Show.....	2
1984	Dravecky & Lollar.....	2
1985	LaMarr Hoyt.....	3
1986	Dravecky, Hawkins, Jones & Thurmond.....	1
1987	Eric Show.....	3
1988	Andy Hawkins.....	2
1989	Bruce Hurst.....	2
1990	Bruce Hurst.....	4
1991	Greg Harris.....	2
1992	Bruce Hurst.....	4
1993	Andy Benes.....	2
1994	Andy Benes.....	2
1995	Ashby & Hamilton.....	2
1996	Joey Hamilton.....	1
1997	None.....	—
1998	Kevin Brown.....	3
1999	Andy Ashby.....	3
2000	None.....	—
2001	Kevin Jarvis.....	1
2002	Brian Lawrence.....	2
2003	None.....	—
2004	Brian Lawrence.....	1
2005	Jake Peavy.....	3
2006	Hensley & Park.....	1
2007	None.....	—
2008	None.....	—
2009	Kevin Correia.....	1
2010	Latos & Richard.....	1
2011	None.....	—
2012	Marquis, Richard & Volquez.....	1
2013	Andrew Cashner.....	1
2014	Andrew Cashner.....	2
2015	None.....	—
2016	None.....	—
2017	Clayton Richard.....	1

**Blue** Indicates Club Record  
\* Led League  
# Tied for League Lead



Randy Jones tossed a league-high 25 complete games in 1976 to establish a Padres record

# HISTORY & RECORDS

## ANNUAL PITCHING LEADERS

SAVES		GAMES STARTED		APPEARANCES	
1969	Billy McCool.....7	1969	Clay Kirby.....35	1969	Jack Baldschun.....61
1970	Tom Dukes.....10	1970	Kirby & Dobson.....34	1970	Ron Herbel.....64
1971	Al Severinsen.....8	1971	Clay Kirby.....36	1971	Al Severinsen.....59
1972	Mike Corkins.....6	1972	Steve Arlin.....37	1972	Gary Ross.....60
1973	Mike Caldwell.....10	1973	Greif & Kirby.....31	1973	Gary Ross.....58
1974	Vicente Romo.....9	1974	Bill Greif.....35	1974	Larry Hardy.....76
1975	Frisella & Greif.....9	1975	Randy Jones.....36	1975	Dave Tomlin.....67
1976	Butch Metzger.....16	1976	<b>Randy Jones.....40</b>	1976	Butch Metzger.....77
1977	Rollie Fingers.....*35	1977	Bob Shirley.....35	1977	Rollie Fingers.....78
1978	Rollie Fingers.....*37	1978	Gaylord Perry.....37	1978	Rollie Fingers.....67
1979	Rollie Fingers.....13	1979	Randy Jones.....39	1979	Rollie Fingers.....54
1980	Rollie Fingers.....23	1980	Curtis & Wise.....27	1980	Rollie Fingers.....66
1981	Gary Lucas.....13	1981	Juan Eichelberger.....24	1981	Gary Lucas.....57
1982	Gary Lucas.....13	1982	Tim Lollar.....34	1982	Gary Lucas.....65
1983	Gary Lucas.....17	1983	Eric Show.....33	1983	Luis DeLeon.....63
1984	Rich Gossage.....25	1984	Eric Show.....35	1984	Gossage & Lefferts.....62
1985	Rich Gossage.....26	1985	Lollar & Whitson.....31	1985	Craig Lefferts.....60
1986	Rich Gossage.....21	1986	Show & Whitson.....34	1986	<b>Craig Lefferts.....83</b>
1987	Lance McCullers.....16	1987	Andy Hawkins.....34	1987	Lance McCullers.....78
1988	Mark Davis.....28	1988	Hawkins & Whitson.....33	1988	Mark Davis.....62
1989	Mark Davis.....*44	1989	Hurst, Rasmussen, Whitson.....33	1989	Mark Davis.....70
1990	Craig Lefferts.....23	1990	Bruce Hurst.....33	1990	Greg Harris.....73
1991	Craig Lefferts.....23	1991	Andy Benes.....33	1991	Maddux & Rodriguez.....64
1992	Randy Myers.....38	1992	Andy Benes.....34	1992	Randy Myers.....66
1993	Gene Harris.....23	1993	Greg Harris.....35	1993	Gene Harris.....59
1994	Trevor Hoffman.....20	1994	Andy Benes.....25	1994	Pedro Martinez.....48
1995	Trevor Hoffman.....31	1995	Andy Ashby.....31	1995	Trevor Hoffman.....55
1996	Trevor Hoffman.....42	1996	Hamilton & Tewksbury.....33	1996	Trevor Hoffman.....70
1997	Trevor Hoffman.....37	1997	Andy Ashby.....30	1997	Trevor Hoffman.....70
1998	<b>Trevor Hoffman.....*53</b>	1998	Kevin Brown.....35	1998	Dan Miceli.....67
1999	Trevor Hoffman.....40	1999	Hitchcock & Williams.....33	1999	Dan Miceli.....66
2000	Trevor Hoffman.....43	2000	Matt Clement.....34	2000	Hoffman & Walker.....70
2001	Trevor Hoffman.....43	2001	Bobby Jones.....33	2001	Trevor Hoffman.....62
2002	Trevor Hoffman.....38	2002	Brett Tomko.....32	2002	Jeremy Fikac.....65
2003	Rod Beck.....20	2003	Brian Lawrence.....33	2003	Mike Matthews.....77
2004	Trevor Hoffman.....41	2004	Brian Lawrence.....34	2004	Linebrink & Otsuka.....73
2005	Trevor Hoffman.....43	2005	Brian Lawrence.....33	2005	Scott Linebrink.....73
2006	Trevor Hoffman.....*46	2006	Jake Peavy.....32	2006	Embree & Linebrink.....73
2007	Trevor Hoffman.....42	2007	Maddux & Peavy.....34	2007	Heath Bell.....81
2008	Trevor Hoffman.....30	2008	Jake Peavy.....27	2008	Heath Bell.....74
2009	Heath Bell.....*42	2009	Kevin Correia.....33	2009	Luke Gregerson.....72
2010	Heath Bell.....47	2010	Garland & Richard.....33	2010	Luke Gregerson.....80
2011	Heath Bell.....43	2011	Latos & Stauffer.....31	2011	Chad Qualls.....77
2012	Huston Street.....23	2012	Clayton Richard.....*33	2012	Luke Gregerson.....77
2013	Huston Street.....33	2013	Eric Stults.....33	2013	Luke Gregerson.....73
2014	Huston Street.....24	2014	Ian Kennedy.....33	2014	Thayer & Torres.....70
2015	Gary Kimbrel.....39	2015	Ross & Shields.....33	2015	Joaquin Benoit.....67
2016	Fernando Rodney.....17	2016	Christian Friedrich.....23	2016	Brad Hand.....*82
2017	Brad Hand.....21	2017	Jhoulys Chacin.....32	2017	Brad Hand.....72
			Clayton Kershaw.....32		

Blue indicates Padres single-season record

\* Led League

# Tied for League Lead

## PADRES PITCHERS WHO HAVE LED THE NL

WINS			INNINGS PITCHED		
PITCHER	W	YEAR	PITCHER	IP	YEAR
Randy Jones	22	1976	Randy Jones	315.1	1976
Jake Peavy	19	2007		SAVES	
ERA			APPEARANCES		
PITCHER	ERA	YEAR	PITCHER	SV	YEAR
Randy Jones	2.24	1975	Rollie Fingers	35	1977
Jake Peavy#	2.27	2004	Rollie Fingers	37	1978
Jake Peavy#	2.54	2007	Mark Davis	44	1989
STRIKEOUTS			Trevor Hoffman	*53	1998
PITCHER	K	YEAR	Trevor Hoffman	46	2006
Andy Benes	189	1994	Heath Bell	42	2009
Jake Peavy	216	2005	APPEARANCES		
Jake Peavy#	240	2007	PITCHER	G	YEAR
			Brad Hand#	82	2016
			COMPLETE GAMES		
PITCHER	CG	YEAR			
Randy Jones	25	1976			

# Led the Majors

\* Tied NL Record



# HISTORY & RECORDS

## CAREER BATTING LEADERS

### GAMES

1. Tony Gwynn	2,440
2. Garry Templeton	1,286
3. Dave Winfield	1,117
4. Tim Flannery	972
5. Gene Richards	939
6. Will Venable	918
7. Chase Headley	908
8. Nate Colbert	866
9. Terry Kennedy	835
10. Brian Giles	833

### BATTING AVERAGE

1. Tony Gwynn	.338
2. Mark Loretta	.314
3. Bip Roberts	.298
4. Ken Caminiti	.295
5. Gene Richards	.291
6. Wally Joyner	.291
7. Adrian Gonzalez	.288
8. Phil Nevin	.288
9. Johnny Grubb	.286
10. Dave Winfield	.284

### HITS

1. Tony Gwynn	3,141
2. Garry Templeton	1,135
3. Dave Winfield	1,134
4. Gene Richards	994
5. Chase Headley	873
6. Brian Giles	872
7. Adrian Gonzalez	856
8. Phil Nevin	842
9. Terry Kennedy	817
10. Ryan Klesko	786

### DOUBLES

1. Tony Gwynn	543
2. Garry Templeton	195
3. Brian Giles	189
4. Chase Headley	186
5. Dave Winfield	179
6. Adrian Gonzalez	176
Ryan Klesko	176
8. Terry Kennedy	158
Phil Nevin	158
10. Khalil Greene	150

### TRIPLES

1. Tony Gwynn	85
2. Gene Richards	63
3. Dave Winfield	39
Will Venable	39
5. Garry Templeton	36
6. Cito Gaston	29
7. Steve Finley	28
8. Tim Flannery	25
Brian Giles	25
10. Luis Salazar	24

### HOME RUNS

1. Nate Colbert	163
2. Adrian Gonzalez	161
3. Phil Nevin	156
4. Dave Winfield	154
5. Tony Gwynn	135
6. Ryan Klesko	133
7. Ken Caminiti	121
8. Chase Headley	87
9. Benito Santiago	85
10. Khalil Greene	84
Fred McGriff	84

### RUNS BATTED IN

1. Tony Gwynn	1,138
2. Dave Winfield	626
3. Phil Nevin	573
4. Adrian Gonzalez	501
5. Ryan Klesko	493
6. Nate Colbert	481
7. Garry Templeton	427
8. Terry Kennedy	424
9. Brian Giles	415
10. Chase Headley	401

### RUNS

1. Tony Gwynn	1,383
2. Dave Winfield	599
3. Gene Richards	484
4. Brian Giles	470
5. Adrian Gonzalez	464
6. Ryan Klesko	449
7. Nate Colbert	442
8. Garry Templeton	430
9. Phil Nevin	428
10. Steve Finley	423

### AT-BATS

1. Tony Gwynn	9,288
2. Garry Templeton	4,512
3. Dave Winfield	3,997
4. Gene Richards	3,414
5. Chase Headley	3,286
6. Brian Giles	3,129
7. Nate Colbert	3,080
8. Terry Kennedy	2,987
9. Adrian Gonzalez	2,975
10. Phil Nevin	2,928

### WALKS

1. Tony Gwynn	790
2. Brian Giles	509
3. Ryan Klesko	470
4. Dave Winfield	463
5. Gene Tenace	423
6. Adrian Gonzalez	403
7. Chase Headley	377
8. Nate Colbert	350
9. Gene Richards	338
10. Carmelo Martinez	327

### STRIKEOUTS

1. Chase Headley	844
2. Nate Colbert	773
3. Will Venable	722
4. Garry Templeton	684
5. Phil Nevin	669
6. Adrian Gonzalez	618
7. Cito Gaston	595
8. Dave Winfield	585
9. Khalil Greene	521
10. Benito Santiago	516

### STOLEN BASES

1. Tony Gwynn	319
2. Gene Richards	242
3. Alan Wiggins	171
4. Bip Roberts	148
5. Ozzie Smith	147
6. Everth Cabrera	136
7. Dave Winfield	133
8. Will Venable	130
9. Enzo Hernandez	129
10. Garry Templeton	101

### ON-BASE PERCENTAGE

1. Gene Tenace	.403
2. Tony Gwynn	.388
3. Fred McGriff	.388
4. Ken Caminiti	.384
5. Ryan Klesko	.381
6. Brian Giles	.380
7. Mark Loretta	.377
8. Wally Joyner	.376
9. Adrian Gonzalez	.374
10. Quilvio Veras	.366

### SLUGGING PCT.

1. Ken Caminiti	.540
2. Fred McGriff	.519
3. Adrian Gonzalez	.514
4. Phil Nevin	.503
5. Ryan Klesko	.491
6. Nate Colbert	.469
7. Dave Winfield	.464
8. Tony Gwynn	.459
9. Steve Finley	.458
10. Mark Loretta	.438

### ON-BASE + SLUGGING

1. Ken Caminiti	.924
2. Fred McGriff	.906
3. Adrian Gonzalez	.888
4. Ryan Klesko	.872
5. Phil Nevin	.862
6. Tony Gwynn	.847
7. Gene Tenace	.825
8. Dave Winfield	.821
9. Mark Loretta	.815
10. Brian Giles	.815

Minimum of 1500 plate appearances for batting average, on-base percentage and slugging percentage

# HISTORY & RECORDS

## CAREER PITCHING LEADERS

### WINS

1. Eric Show.....	100
2. Randy Jones.....	92
Jake Peavy.....	92
4. Ed Whitson.....	77
5. Andy Ashby.....	70
6. Andy Benes.....	69
7. Andy Hawkins.....	60
8. Joey Hamilton.....	55
Bruce Hurst.....	55
10. Trevor Hoffman.....	54

### LOSSES

1. Randy Jones.....	105
2. Eric Show.....	87
3. Clay Kirby.....	81
4. Andy Benes.....	75
5. Ed Whitson.....	72
6. Jake Peavy.....	68
7. Trevor Hoffman.....	64
8. Steve Arlin.....	62
Andy Ashby.....	62
10. Bill Greif.....	61
Brian Lawrence.....	61

### WINNING PERCENTAGE

1. Bruce Hurst.....	.591
2. Jake Peavy.....	.575
3. Joey Hamilton.....	.556
4. Eric Show.....	.535
5. Adam Eaton.....	.534
6. Woody Williams.....	.531
7. Andy Ashby.....	.530
8. Ed Whitson.....	.517
9. Dave Dravecky.....	.515
10. Greg Harris.....	.513

Minimum 75 decisions

### GAMES

1. Trevor Hoffman.....	902
2. Craig Lefferts.....	375
3. Luke Gregerson.....	363
4. Heath Bell.....	354
5. Eric Show.....	309
6. Scott Linebrink.....	306
7. Joe Thatcher.....	287
8. Rollie Fingers.....	265
9. Randy Jones.....	264
10. Dale Thayer.....	241

### GAMES STARTED

1. Randy Jones.....	253
2. Eric Show.....	230
3. Jake Peavy.....	212
4. Ed Whitson.....	208
5. Andy Benes.....	186
6. Andy Ashby.....	185
7. Andy Hawkins.....	172
8. Clay Kirby.....	170
9. <b>Clayton Richard</b> .....	<b>148</b>
10. Brian Lawrence.....	146

### COMPLETE GAMES

1. Randy Jones.....	.71
2. Eric Show.....	.35
3. Clay Kirby.....	.34
4. Steve Arlin.....	.31
5. Bruce Hurst.....	.29
6. Dave Dravecky.....	.23
7. Ed Whitson.....	.22
8. Andy Hawkins.....	.19
9. Andy Ashby.....	.18
Bill Greif.....	.18

### SHUTOUTS

1. Randy Jones.....	18
2. Steve Arlin.....	11
Eric Show.....	11
4. Bruce Hurst.....	10
5. Andy Benes.....	8
6. Andy Hawkins.....	7
Clay Kirby.....	7
8. Andy Ashby.....	6
Dave Dravecky.....	6
Dave Freisleben.....	6
Fred Normon.....	6
Ed Whitson.....	6

### SAVES

1. Trevor Hoffman.....	552
2. Heath Bell.....	134
3. Rollie Fingers.....	108
4. Goose Gossage.....	83
5. Huston Street.....	80
6. Mark Davis.....	78
7. Craig Lefferts.....	64
8. Gary Lucas.....	49
9. Craig Kimbrel.....	39
10. Randy Myers.....	38

### INNINGS PITCHED

1. Randy Jones.....	1,766.0
2. Eric Show.....	1,603.1
3. Ed Whitson.....	1,354.1
4. Jake Peavy.....	1,342.2
5. Andy Benes.....	1,235.0
6. Andy Ashby.....	1,212.0
7. Clay Kirby.....	1,128.0
8. Andy Hawkins.....	1,102.2
9. Trevor Hoffman.....	952.1
10. Joey Hamilton.....	934.2

### ERA

1. Trevor Hoffman.....	2.76
2. Dave Dravecky.....	3.12
3. Bruce Hurst.....	3.27
4. Jake Peavy.....	3.29
5. Randy Jones.....	3.30
6. Andy Benes.....	3.57
7. Eric Show.....	3.59
8. Andy Ashby.....	3.59
9. Ed Whitson.....	3.69
10. Clay Kirby.....	3.73

### STRIKEOUTS

1. Jake Peavy.....	1,348
2. Andy Benes.....	1,036
3. Trevor Hoffman.....	1,029
4. Eric Show.....	951
5. Andy Ashby.....	829
6. Clay Kirby.....	802
7. Ed Whitson.....	767
8. Randy Jones.....	677
9. Joey Hamilton.....	639
10. Adam Eaton.....	623

### WALKS

1. Eric Show.....	593
2. Clay Kirby.....	505
3. Jake Peavy.....	435
4. Randy Jones.....	414
5. Andy Hawkins.....	412
6. Andy Benes.....	402
7. Steve Arlin.....	351
8. Ed Whitson.....	350
9. Dave Freisleben.....	346
10. Joey Hamilton.....	343

### OPPONENTS AVG.

1. Trevor Hoffman.....	.211
2. Jake Peavy.....	.232
3. Andy Benes.....	.242
4. Clay Kirby.....	.243
5. Dave Dravecky.....	.243
6. Bruce Hurst.....	.244
7. Eric Show.....	.245
8. Ed Whitson.....	.256
9. Randy Jones.....	.256
10. Adam Eaton.....	.257

### STRIKEOUTS/9 IP

1. Trevor Hoffman.....	9.72
2. Jake Peavy.....	9.04
3. Andy Benes.....	7.55
4. Adam Eaton.....	7.04
5. Clay Kirby.....	6.40
6. Andy Ashby.....	6.16
7. Joey Hamilton.....	6.15
8. Bruce Hurst.....	6.08
9. <b>Clayton Richard</b> .....	<b>5.78</b>
10. Woody Williams.....	5.75

### DOUBLE PLAYS

1. Randy Jones.....	176
2. Andy Ashby.....	122
3. <b>Clayton Richard</b> .....	<b>117</b>
4. Eric Show.....	114
5. Ed Whitson.....	103
6. Brian Lawrence.....	98
Jake Peavy.....	98
8. Joey Hamilton.....	97
9. Andy Hawkins.....	88
10. Dave Dravecky.....	74

Minimum 750 innings pitched for Strikeouts/9 IP, ERA and Opponents Avg



# HISTORY & RECORDS

## SINGLE-SEASON BATTING LEADERS

### GAMES

1. Dave Winfield .....	1980	162
Steve Garvey .....	1985	162
Joe Carter .....	1990	162
Adrian Gonzalez .....	2008	162
5. Steve Garvey .....	1984	161
Steve Finley .....	1996	161
Adrian Gonzalez .....	2007	161
Chase Headley .....	2010	161
Chase Headley .....	2012	161
10. Four Players .....		160

### BATTING AVERAGE

1. Tony Gwynn .....	1994	.394
2. Tony Gwynn .....	1997	.372
3. Tony Gwynn .....	1987	.370
4. Tony Gwynn .....	1995	.368
5. Tony Gwynn .....	1993	.358
6. Tony Gwynn .....	1984	.351
7. Tony Gwynn .....	1989	.336
8. Mark Loretta .....	2004	.335
9. Gary Sheffield .....	1992	.330
10. Tony Gwynn .....	1986	.329

### HITS

1. Tony Gwynn .....	1997	220
2. Tony Gwynn .....	1987	218
3. Tony Gwynn .....	1984	213
4. Tony Gwynn .....	1986	211
5. Mark Loretta .....	2004	208
6. Tony Gwynn .....	1989	203
7. Tony Gwynn .....	1985	197
Tony Gwynn .....	1995	197
9. Steve Finley .....	1996	195
10. Gene Richards .....	1980	193

### DOUBLES

1. Tony Gwynn .....	1997	49
2. Mark Loretta .....	2004	47
3. Adrian Gonzalez .....	2007	46
4. Steve Finley .....	1996	45
5. Khalil Greene .....	2007	44
6. Terry Kennedy .....	1982	42
7. Tony Gwynn .....	1993	41
8. Steve Finley .....	1998	40
Brian Giles .....	2008	40
10. Ryan Klesko .....	2002	39
Yonder Alonso .....	2012	39

### TRIPLES

1. Tony Gwynn .....	1987	13
Dave Roberts .....	2006	13
3. Gene Richards .....	1978	12
Gene Richards .....	1981	12
5. Bill Almon .....	1977	11
Terry Richards .....	1977	11
Tony Gwynn .....	1991	11
8. Willie Davis .....	1976	10
Dave Winfield .....	1979	10
Tony Gwynn .....	1984	10
Tony Gwynn .....	1990	10
Dave Roberts .....	2005	10

### HOME RUNS

1. Greg Vaughn .....	1998	50
2. Phil Nevin .....	2001	41
3. Ken Caminiti .....	1996	40
Adrian Gonzalez .....	2009	40
5. Nate Colbert .....	1970	38
Nate Colbert .....	1972	38
7. Adrian Gonzalez .....	2008	36
8. Fred McGriff .....	1992	35
9. Dave Winfield .....	1979	34
Phil Plantier .....	1993	34

### RUNS BATTED IN

1. Ken Caminiti .....	1996	130
2. Phil Nevin .....	2001	126
3. Tony Gwynn .....	1997	119
Greg Vaughn .....	1998	119
Adrian Gonzalez .....	2008	119
6. Dave Winfield .....	1979	118
7. Joe Carter .....	1990	115
Chase Headley .....	2012	115
9. Ryan Klesko .....	2001	113
10. Nate Colbert .....	1972	111

### RUNS

1. Steve Finley .....	1996	126
2. Tony Gwynn .....	1987	119
3. Greg Vaughn .....	1998	112
4. Rickey Henderson .....	1996	110
5. Ken Caminiti .....	1996	109
6. Mark Loretta .....	2004	108
7. Tony Gwynn .....	1986	107
8. Alan Wiggins .....	1984	106
9. Ryan Klesko .....	2001	105
10. Three Players .....		104

### AT-BATS

1. Steve Finley .....	1996	655
2. Steve Garvey .....	1985	654
3. Adrian Gonzalez .....	2007	646
4. Gene Richards .....	1980	642
Tony Gwynn .....	1986	642
Joe Carter .....	1990	634
7. Kevin Kouzmanoff .....	2008	624
8. Roberto Alomar .....	1989	623
9. Tony Gwynn .....	1985	622
Tony Fernandez .....	1992	622

### WALKS

1. Jack Clark .....	1989	132
2. Gene Tenace .....	1977	125
Rickey Henderson .....	1996	125
4. Brian Giles .....	2005	119
Adrian Gonzalez .....	2009	119
6. Gene Tenace .....	1979	105
Fred McGriff .....	1991	105
8. Jack Clark .....	1990	104
Brian Giles .....	2006	104
10. Gene Tenace .....	1978	101

### STRIKEOUTS

1. <b>Wil Myers .....</b>	<b>2017</b>	<b>180</b>
2. Mike Cameron .....	2007	160
<b>Wil Myers .....</b>	<b>2016</b>	<b>160</b>
4. Justin Upton .....	2015	159
5. Chase Headley .....	2012	157
6. Nate Colbert .....	1970	150
7. Phil Nevin .....	2001	147
Matt Kemp .....	2015	147
9. Nate Colbert .....	1973	146
10. Jack Clark .....	1989	145

### STOLEN BASES

1. Alan Wiggins .....	1984	70
2. Alan Wiggins .....	1983	66
3. Gene Richards .....	1980	61
4. Ozzie Smith .....	1980	57
5. Gene Richards .....	1977	56
Tony Gwynn .....	1987	56
7. Jerryumphrey .....	1980	52
8. Dave Roberts .....	2006	49
9. Bip Roberts .....	1990	46
10. Everth Cabrera .....	2012	44

### ON-BASE PERCENTAGE

1. Tony Gwynn .....	1994	.454
2. Tony Gwynn .....	1987	.447
3. Brian Giles .....	2005	.423
4. Gene Tenace .....	1977	.415
5. Rickey Henderson .....	1996	.410
6. Jack Clark .....	1989	.410
7. Tony Gwynn .....	1984	.410
8. Tony Gwynn .....	1997	.409
9. Ken Caminiti .....	1996	.408
10. Adrian Gonzalez .....	2009	.407

### SLUGGING PERCENTAGE

1. Ken Caminiti .....	1996	.621
2. Greg Vaughn .....	1998	.597
3. Phil Nevin .....	2001	.588
4. Gary Sheffield .....	1992	.580
5. Tony Gwynn .....	1994	.568
6. Dave Winfield .....	1979	.558
7. Fred McGriff .....	1992	.556
8. Adrian Gonzalez .....	2009	.551
9. Tony Gwynn .....	1997	.547
10. Cito Gaston .....	1970	.543

### ON-BASE + SLUGGING

1. Ken Caminiti .....	1996	1.028
2. Tony Gwynn .....	1994	1.022
3. Phil Nevin .....	2001	.976
4. Gary Sheffield .....	1992	.965
5. Greg Vaughn .....	1998	.960
6. Adrian Gonzalez .....	2009	.958
7. Tony Gwynn .....	1987	.958
8. Tony Gwynn .....	1997	.957
9. Dave Winfield .....	1979	.953
10. Fred McGriff .....	1992	.950

Current Padres in **Bold**



# HISTORY & RECORDS

## SINGLE-SEASON PITCHING LEADERS

### WINS

1. Randy Jones.....	1976	22
2. Gaylord Perry.....	1978	21
3. Randy Jones.....	1975	20
4. Jake Peavy.....	2007	19
5. Andy Hawkins.....	1985	18
Kevin Brown.....	1998	18
7. Andy Ashby.....	1998	17
8. Tim Lollar.....	1982	16
LaMarr Hoyt.....	1985	16
Eric Show.....	1988	16
Ed Whitson.....	1989	16

### LOSSES

1. Randy Jones.....	1974	22
2. Steve Arlin.....	1972	21
3. Clay Kirby.....	1969	20
4. Steve Arlin.....	1971	19
Bill Greif.....	1974	19
Bobby Jones.....	2001	19
7. Clay Kirby.....	1973	18
Bob Shirley.....	1977	18
9. Joe Niekro.....	1969	17
Dave Roberts.....	1971	17
Bill Greif.....	1973	17
Matt Clement.....	2000	17
Eric Stults.....	2014	17

### WINNING PERCENTAGE

1. Gaylord Perry.....	1978	.778
Dennis Rasmussen.....	1988	.778
3. Jake Peavy.....	2007	.760
4. Butch Metzger.....	1976	.733
5. Kevin Brown.....	1998	.720
6. Jake Peavy.....	2004	.714
7. Woody Williams.....	2006	.706
8. Andy Hawkins.....	1985	.692
9. Adam Eaton.....	2005	.688
Chris Young.....	2006	.688

(minimum 15 decisions)

### GAMES

1. Craig Lefferts.....	1986	83
2. <b>Brad Hand.....</b>	<b>2016</b>	<b>82</b>
3. Heath Bell.....	2007	81
4. Cla Meredith.....	2007	80
Luke Gregerson.....	2010	80
6. Rollie Fingers.....	1977	78
Lance McCullers.....	1987	78
8. Butch Metzger.....	1976	77
Mike Matthews.....	2003	77
Chad Qualls.....	2011	77
Luke Gregerson.....	2012	77

### GAMES STARTED

1. Randy Jones.....	1976	40
2. Randy Jones.....	1979	39
3. Steve Arlin.....	1972	37
Gaylord Perry.....	1978	37
5. Clay Kirby.....	1971	36
Randy Jones.....	1975	36
Randy Jones.....	1978	36
8. Clay Kirby.....	1969	35
Bill Greif.....	1974	35
Bob Shirley.....	1977	35
Eric Show.....	1985	35
Andy Hawkins.....	1986	35
Kevin Brown.....	1998	35

### COMPLETE GAMES

1. Randy Jones.....	1976	25
2. Randy Jones.....	1975	18
3. Dave Roberts.....	1971	14
4. Clay Kirby.....	1971	13
Eric Show.....	1988	13
6. Steve Arlin.....	1972	12
7. Steve Arlin.....	1971	10
Fred Norman.....	1972	10
Gaylord Perry.....	1979	10
Bruce Hurst.....	1989	10

### SHUTOUTS

1. Fred Norman.....	1972	6
Randy Jones.....	1975	6
3. Randy Jones.....	1976	5
4. Steve Arlin.....	1971	4
Bruce Hurst.....	1990	4
Bruce Hurst.....	1992	4
7. 13 Players.....		3

### SAVES

1. Trevor Hoffman.....	1998	53
2. Heath Bell.....	2010	47
3. Trevor Hoffman.....	2006	46
4. Mark Davis.....	1989	44
5. Trevor Hoffman.....	2000	43
Trevor Hoffman.....	2001	43
Trevor Hoffman.....	2005	43
Heath Bell.....	2011	43
9. Trevor Hoffman.....	1996	42
Trevor Hoffman.....	2007	42
Heath Bell.....	2009	42

### INNINGS PITCHED

1. Randy Jones.....	1976	315.1
2. Randy Jones.....	1975	285.0
3. Dave Roberts.....	1971	269.2
4. Clay Kirby.....	1971	267.1
5. Randy Jones.....	1979	263.0
6. Gaylord Perry.....	1978	260.2
7. Kevin Brown.....	1998	257.0
8. Randy Jones.....	1978	253.0
9. Pat Dobson.....	1970	251.0
10. Steve Arlin.....	1972	250.0

### EARNED RUN AVERAGE

1. Dave Roberts.....	1971	2.10
2. Randy Jones.....	1975	2.24
3. Jake Peavy.....	2004	2.27
4. Kevin Brown.....	1998	2.38
5. Jake Peavy.....	2007	2.54
6. Ed Whitson.....	1990	2.60
7. Ed Whitson.....	1989	2.66
8. Bruce Hurst.....	1989	2.69
9. Gaylord Perry.....	1978	2.73
10. Randy Jones.....	1976	2.74

### STRIKEOUTS

1. Kevin Brown.....	1998	257
2. Jake Peavy.....	2007	240
3. Clay Kirby.....	1971	231
4. Jake Peavy.....	2005	216
James Shields.....	2015	216
6. Jake Peavy.....	2006	215
7. Tyson Ross.....	2015	212
Ian Kennedy.....	2014	207
9. Tyson Ross.....	2014	195
10. Sterling Hitchcock.....	1999	194

### WALKS

1. Matt Clement.....	2000	125
2. Steve Arlin.....	1972	122
3. Clay Kirby.....	1970	120
4. Clay Kirby.....	1972	116
5. Dave Freisleben.....	1974	112
6. Joey Hamilton.....	1998	106
7. Tim Lollar.....	1984	105
Edinson Volquez.....	2012	105
9. Steve Arlin.....	1971	103
Clay Kirby.....	1971	103

### OPPONENTS BATTING AVG

1. Chris Young.....	2007	.192
2. Chris Young.....	2006	.206
3. Jake Peavy.....	2007	.208
4. Clay Kirby.....	1971	.216
5. Mat Latos.....	2010	.217
6. Jake Peavy.....	2005	.217
7. Tim Lollar.....	1982	.224
8. Clay Kirby.....	1972	.226
9. Bruce Hurst.....	1990	.228
10. Jake Peavy.....	2008	.229

### STRIKEOUTS/9 IP

1. Andy Benes.....	1994	9.87
2. Tyson Ross.....	2015	9.73
3. Jake Peavy.....	2007	9.67
4. James Shields.....	2015	9.61
5. Jake Peavy.....	2005	9.58
6. Jake Peavy.....	2006	9.56
7. Jake Peavy.....	2004	9.36
8. Ian Kennedy.....	2015	9.30
9. Ian Kennedy.....	2014	9.27
10. Mat Latos.....	2010	9.21

### DOUBLE PLAYS

1. Randy Jones.....	1978	36
2. Randy Jones.....	1975	35
3. Randy Jones.....	1976	34
4. <b>Luis Perdomo.....</b>	<b>2017</b>	<b>32</b>
<b>Clayton Richard.....</b>	<b>2017</b>	<b>32</b>
6. Brian Lawrence.....	2002	29
7. Matt Clement.....	1999	28
8. Clay Hensley.....	2006	27
9. Clayton Richard.....	2010	26
10. Andy Ashby.....	1998	25
Jon Garland.....	2010	25

Minimum 162.0 innings pitched for Strikeouts/9 IP, ERA and Opponents Avg



# HISTORY & RECORDS

## LOW-HIT GAMES

## NO-HITTERS

### PADRES (None)

Note: The Padres are the only Major League club to have never thrown a no-hitter.

### OPPONENTS (9)

#### PITCHER(S)

RHP Dock Ellis (Pittsburgh)	DATE/SITE: June 12, 1970 at San Diego Stadium - Game 1	SCORE: PIT 2, SD 0	OF NOTE: 8 BB, 1 HBP
RHP Milt Pappas (Chicago-NL)	DATE/SITE: September 2, 1972 at Wrigley Field	SCORE: CHI 8, SD 0	OF NOTE: 1 BB
RHP Phil Niekro (Atlanta)	DATE/SITE: August 5, 1973 at Fulton County Stadium	SCORE: ATL 9, SD 0	OF NOTE: 3 BB, 1 error
RHP Kent Mercker—starter, RHP Mark Wohlers, RHP Alejandro Pena (Atlanta)	DATE/SITE: September 11, 1991 at Fulton County Stadium	SCORE: ATL 9, SD 0	OF NOTE: 2 BB, 1 error
RHP A.J. Burnett (Florida)	DATE/SITE: May 12, 2001 at Qualcomm Stadium	SCORE: FLA 3, SD 0	OF NOTE: 9 BB, 1 HBP
LHP Bud Smith (St. Louis)	DATE/SITE: September 3, 2001 at Qualcomm Stadium	SCORE: STL 2, SD 0	OF NOTE: 4 BB, 1 error
LHP Jonathan Sanchez (San Francisco)	DATE/SITE: July 10, 2009 at AT&T Park	SCORE: SF 8, SD 0	OF NOTE: 1 error
RHP Tim Lincecum (San Francisco)	DATE/SITE: July 13, 2013 at Petco Park	SCORE: SF 9, SD 0	OF NOTE: 4 BB, 1 HBP
RHP Tim Lincecum (San Francisco)	DATE/SITE: June 25, 2014 at AT&T Park	SCORE: SF 4, SD 0	OF NOTE: 1 BB

## CLOSE CALLS (20)

A look at San Diego's closest calls; Padres who have carried no-hitters into the eighth inning or beyond:

DATE/OPPONENT	PITCHER(S)	RESULT
July 21, 1970 vs. NYM	Clay Kirby	Manager Preston Gomez lifted Kirby after 8.0 no-hit innings vs. New York (NL). Jack Baldschun allowed a Bud Harrelson single to open the ninth.
Sept. 13, 1971 at HOU	Clay Kirby	Houston's John Edwards doubles with one out in the eighth.
Sept. 18, 1971 at SF	Clay Kirby	Giants Willie McCovey homered with no outs in the eighth.
July 18, 1972 vs. PHI	Steve Arlin	Philadelphia's Denny Doyle singled with two outs in the ninth.
July 3, 1975 vs. CIN	Randy Jones	Bill Plummer doubles in the eighth in Jones' second one-hitter of the season.
June 12, 1976 vs. PHI	Dave Freisleben	Philadelphia's Garry Maddox singles to lead off the eighth.
Sept. 13, 1976 vs. CIN	Tom Griffin	San Francisco's Ken Reitz singles to lead of the eighth.
Sept. 29, 1976 vs. CIN	Brent Strom	Cincinnati's George Foster doubles to lead off the eighth.
July 16, 1977 vs. LAD	Bob Owchinko	Los Angeles' Steve Garvey reaches on a bunt single with one out in the eighth.
July 14, 1991 at NYM	Greg Harris	Mets Mackey Sasser leads off the eighth with a ground-rule double.
Aug. 3, 1991 at ATL	Andy Benes, Mike Maddux	Andy Benes tosses 6.0 hitless innings and is relieved by Mike Maddux. Maddux surrenders leadoff homer to Atlanta's Ron Gant in the eighth.
July 3, 1994 vs. NYM	Andy Benes	Rico Brogna collects the Mets lone hit, a leadoff double in the eighth.
Sept. 5, 1997 vs. ATL	Andy Ashby	Kenny Lofton leads off the ninth with a single to right on a 3-2 pitch.
June 27, 1998 vs. ANA	Sterling Hitchcock	Anaheim's Phil Nevin homers on the first pitch of the top of the eighth inning.
July 3, 2004 vs. KC	Adam Eaton	Dee Brown doubles off the left field wall to open the eighth inning.
May 30, 2006 vs. COL	Chris Young	Brad Hawpe leads off the eighth with a double to right field.
Sept. 22, 2006 vs. PIT	Chris Young	Pinch-hitter Joe Randa hits a two-run homer to center with one out in the ninth.
Sept. 7, 2008 at MIL	Chris Young	Milwaukee's Gabe Kapler homers with two out in the eighth.
July 9, 2011 at LAD	Aaron Harang, Josh Spence, Chad Qualls, Mike Adams, Luke Gregerson	Aaron Harang (6.0), Josh Spence (0.1), Chad Qualls (0.2) and Mike Adams (1.0) worked 8.0 hitless innings before Luke Gregerson allows two-out double to Juan Uribe in the ninth inning of a tie game.
July 20, 2014 vs. NYM	Odrisamer Despaigne	New York's Daniel Murphy doubles with two out in the eighth.

## ONE-HITTERS BY PADRES (28)

PITCHER (S)	DATE/OPPONENT	SCORE	HIT BY/INNING
Dick Kelley	July 6, 1969 vs. Houston (Game 2)	1-0	Menke, single in second
Clay Kirby	September 18, 1971 at San Francisco	2-1	McCovey, homer in eighth
Steve Arlin	June 23, 1972 vs. San Francisco	4-1	Maddox, triple in second
Dan Spillner	June 19, 1974 at Chicago (NL)	1-0	Monday, single in third
Randy Jones	May 19, 1975 vs. St. Louis	1-0 (10 inn.)	Melendez, single in seventh
Randy Jones	July 3, 1975 vs. Cincinnati	2-1	Plummer, double in eighth
Eric Rasmussen	September 28, 1979 at San Francisco	2-0	Evans, single in second
Juan Eichelberger	June 2, 1982 at Chicago (NL)	3-1	Thompson, infield single in second
Dave Dravecky	July 30, 1984 vs. Los Angeles	12-0	Russell, double in seventh
Mark Thurmond	April 30, 1986 vs. St. Louis	5-0	McGee, single in seventh
Jimmy Jones	Sept. 21, 1986 at Houston	5-0	Knepper, triple in third
Andy Hawkins	April 24, 1988 vs. Houston	3-0	Doran, single in seventh
Bruce Hurst	April 10, 1989 vs. Atlanta	5-2	L. Smith, homer in third
Greg Harris, Craig Lefferts	July 14, 1991 at New York (NL)	2-1	Sasser, double in eighth
Bruce Hurst	May 18, 1992 vs. New York (NL)	3-0	Walker, infield single in sixth
Andy Benes, Gene Harris	July 7, 1993 at New York (NL)	2-0	Kent, infield single in second
Andy Benes	July 3, 1994 vs. New York (NL)	7-0	Brogna, double in eighth
Hitchcock, Hoffman	April 5, 1997 Philadelphia	4-1	Brogna, double in eighth
Kevin Brown	August 16, 1998 vs. Milwaukee (Game 1)	4-0	Burnitz, single in seventh
Chris Young, Cia Meredith	September 22, 2006 vs. Pittsburgh	6-2	Randa, homer in ninth
Chad Gaudin, Heath Bell	June 28, 2009 at Texas	2-0	Young, single in first
Mat Latos, Greg Burke, Mike Ekstrom	July 29, 2009 at Cincinnati	7-1	Hairston Jr., homer in fourth
Clayton Richard, Mike Adams, Luke Gregerson	September 30, 2009 vs. Los Angeles (NL)	5-0	Kemp, single in first
Mat Latos	May 13, 2010 at San Francisco	1-0	Whiteside infield single in sixth
Cory Luebke, Ernesto Frieri	September 19, 2011 at Colorado	8-2	Ellis homer in sixth
Edinson Volquez	July 19, 2012 vs. Houston	1-0	Downs infield single in fourth
Andrew Cashner	September 16, 2013 at Pittsburgh	2-0	Tabata single to lead off seventh
Andrew Cashner	April 11, 2014 vs. Detroit	6-0	Davis single to center in sixth

# HISTORY & RECORDS

## HOME RUN HISTORY

### INSIDE-THE-PARK HOMERS BY PADRES (20)

PLAYER	DATE/OPPONENT
Dave W. Roberts	Sept. 29, 1973 vs. Los Angeles
Derrel Thomas	June 14, 1974 at Montreal
Luis Salazar	July 8, 1982 at Philadelphia
Gene Richards	July 10, 1982 at New York (NL)
Gene Richards	Sept. 26, 1982 at Atlanta
Carmelo Martinez	Sept. 2, 1984 at New York (NL)
Garry Templeton	Sept. 17, 1987 vs. Atlanta
John Kruk	Sept. 24, 1987 at Cincinnati
Tony Gwynn	July 29, 1988 vs. Cincinnati
Bip Roberts	April 28, 1990 vs. Pittsburgh
Jack Howell	August 16, 1991 vs. Atlanta
Tony Gwynn*	June 26, 1997 at Los Angeles (NL)
Bret Boone	May 11, 2000 at Cincinnati
Ruben Rivera	July 18, 2000 vs. Anaheim
Sean Burroughs	May 16, 2003 vs. Atlanta
Kyle Blanks	August 18, 2009 vs. Chicago (NL)
Tony Gwynn	June 13, 2010 vs. Seattle
Tony Gwynn	July 17, 2010 vs. Arizona
Chris Denorfia	August 5, 2010 at Los Angeles (NL)
Everth Cabrera	June 8, 2012 at Milwaukee

\*Grand Slam

### PADRES PITCHERS CAREER HOME RUN LEADERS

RK	PLAYERS	HOME RUNS
1.	Tim Lollar	8
2.	Mike Corkins	5
3.	Andy Benes	4
	Eric Show	4
	Joey Hamilton	4

### ALL-TIME PADRES GRAND SLAM LEADERS

RK	PLAYERS	GRAND SLAMS
1.	Phil Nevin	7
2.	Nate Colbert	5
3.	Steve Finley	4
	Adrian Gonzalez	4
5.	11 tied with	3

### INSIDE-THE-PARK HOMERS AGAINST PADRES (32)

PLAYER	DATE/OPPONENT
Denny Doyle	July 18, 1970 vs. Philadelphia
Cesar Geronimo	July 2, 1972 vs. Cincinnati
Joe Morgan	May 18, 1973 at Cincinnati
Pete Rose	June 29, 1973 at Cincinnati
Paul Casanova	August 5, 1973 at Atlanta
Tito Fuentes	Sept. 23, 1973 at San Francisco
Mike Schmidt	April 27, 1974 vs. Philadelphia
Heity Cruz	June 18, 1976 at St. Louis
Lou Brock	June 18, 1976 at St. Louis
Bob Boone	July 10, 1976 at Philadelphia - Gm 2
Ellis Valentine	May 21, 1977 at Montreal
Pete Rose	Sept. 7, 1978 at Cincinnati
Jerry White	June 12, 1980 at Montreal
Larry Bowa	August 21, 1980 at Philadelphia
Tim Raines	May 7, 1981 at Montreal
Larry Walker	May 5, 1992 at Montreal
Ken Caminiti	May 22, 1993 vs. Houston
Mitch Webster	June 21, 1994 vs. Los Angeles
Reggie Sanders	April 29, 1995 vs. Cincinnati
Ron Gant*	April 20, 1997 vs. St. Louis
Kenny Lofton	May 27, 1997 vs. Atlanta
Barry Bonds	Sept. 21, 1997 vs. San Francisco
Mike Lansing	Sept. 6, 1998 at Colorado
Jimmy Rollins	August 4, 2004 vs. Philadelphia
Dustan Mohr	July 10, 2005 at Colorado
Kelly Stinnett	August 29, 2005 vs. Arizona
Kazuo Matsui	April 20, 2006 vs. New York (NL)
Garrett Atkins	September 23, 2007 vs. Colorado
Stephen Drew	April 5, 2010 at Arizona
Shane Victorino	April 24, 2011 vs. Philadelphia
Justin Upton	August 25, 2012 at Arizona
Kurt Suzuki	May 20, 2014 vs. Minnesota
Orlando Arcia	June 17, 2017 vs. Milwaukee

\*During Padres Paradise Series in Honolulu, HI

## LONGEST HOME RUNS AT PETCO PARK

PLAYER	TEAM	DISTANCE	DATE
1. Adrian Gonzalez	San Diego	458'	April 26, 2009
Matt Kemp	San Diego	458'	June 3, 2016
3. Yasiel Puig	Los Angeles-NL	457'	September 21, 2013
4. Andruw Jones	Atlanta	453'	July 15, 2006
Russell Branyan	San Diego	453'	September 24, 2006
Chris Davis	Baltimore	453'	August 7, 2013
7. Mark Reynolds	Arizona	451'	August 30, 2007
Melvin Upton Jr.	San Diego	451'	June 28, 2016
Patrick Kivlehan	San Diego	451'	August 20, 2016
10. Adam LaRoche	Pittsburgh	446'	September 28, 2008
Mark Reynolds	Arizona	446'	August 26, 2010



# HISTORY & RECORDS

## ALL-TIME SINGLE-SEASON RECORDS

### CLUB GENERAL

#### WINS AND LOSSES

BEST OVERALL RECORD.....	98-64, 1998
BEST HOME RECORD.....	54-27, 1998
BEST ROAD RECORD.....	46-35, 1996

MOST HOME WINS.....	54, 1998	FEWEST HOME WINS (min 81 games).....	28, 1969
MOST ROAD WINS.....	46, 1996	FEWEST ROAD WINS (min 81 games).....	24, 1969 & 1974
MOST HOME LOSSES.....	54, 1972	FEWEST HOME LOSSES (min 81 games).....	27, 1998
MOST ROAD LOSSES.....	57, 1969 & 1974	FEWEST ROAD LOSSES (min 81 games).....	35, 1996

WINS VS. ONE CLUB.....	14, 2x, last vs. San Francisco, 2007
HOME WINS VS. ONE CLUB.....	8, 8x, last vs. Arizona, 2013
ROAD WINS VS. ONE CLUB.....	7, 10x, last at Arizona, 2012
LOSSES VS. ONE CLUB.....	17, vs. Atlanta, 1974
HOME LOSSES VS. ONE CLUB.....	9, 2x, vs. LA, 1971 and vs. Atlanta, 1974
AWAY LOSSES VS. ONE CLUB.....	9, 2x, at Atlanta, 1980 and at Arizona, 2002
MOST WINS IN A MONTH.....	22 in May, 2005
MOST LOSSES IN A MONTH.....	23 in May, 2003

#### SHUTOUTS

MOST PLAYED.....	34, 2x, 1972 & 1976
MOST WON.....	20, 2x, 2007 & 2010
MOST LOST.....	23, 2x, 1969 & 1976
MOST WON, HOME.....	14, 2007
MOST WON, AWAY.....	13, 1985
MOST LOST, HOME.....	13, 2001
MOST LOST, AWAY.....	15, 1969
MOST WINS BY SHUTOUT vs. ONE TEAM.....	5, 2x, vs. Houston, 1984 and vs. Los Angeles-NL, 2002
MOST LOSSES BY SHUTOUT vs. ONE TEAM.....	5, 8x, last by San Francisco, 2015

#### SEASON SERIES

SEASON SWEEP BY PADRES.....	5x, last vs. Florida (7-0), 2011
SEASON SWEEP BY OPPOSITION.....	14x, last at Tampa Bay, 2016
SWEEPS BY PADRES AT SAN DIEGO.....	50x, last vs. Philadelphia (3-0), 2017
SWEEPS BY OPPOSITION AT SAN DIEGO.....	45x, last vs. Los Angeles (0-2), 2017
SWEEPS BY PADRES ON ROAD.....	18x, last at San Francisco (3-0), 2016
SWEEPS BY OPPOSITION ON ROAD.....	64x, last at Los Angeles-NL (0-3), 2017

#### ONE-RUN GAMES

MOST PLAYED.....	65, 1980	FEWEST WON (non-strike seasons).....	16, 2008
MOST WON.....	34, 1978 & 1984	FEWEST LOST.....	15, 2001, '04
MOST LOST.....	37, 1970	FEWEST WON, HOME.....	8, 2017
MOST WON, HOME.....	25, 2014	FEWEST WON, ROAD.....	3, 2008
MOST WON, ROAD.....	15, 1978 & 1984	FEWEST LOST, HOME.....	3, 1974
MOST LOST, HOME.....	20, 1972	FEWEST LOST, ROAD.....	7, 1997
MOST LOST, ROAD.....	22, 1970, '79 & '93		

#### EXTRA-INNING GAMES

MOST.....	24, 1996 & 2000
MOST WON.....	13, 1996
MOST LOST.....	14, 1972, 1992

#### DOUBLEHEADERS

MOST WON.....	5, 1977
MOST LOST.....	8, 1969
BEST RECORD.....	5-1-2, 1977

#### 1-0 GAMES

MOST WON.....	6, 2x, 1985 & 2010
MOST LOST.....	6, 2011

#### VS. RIGHTHANDERS

MOST WON.....	71, 2006
MOST LOST.....	93, 1969

#### VS. LEFTHANDERS

MOST WON.....	32, 1990 & 1992
MOST LOST.....	37, 2008

MOST GAMES WON, STARTERS.....	68, 1988, 1989
MOST GAMES LOST, STARTERS.....	89, 1969

MOST GAMES WON, RELIEVERS.....	32, 1977
MOST GAMES LOST, RELIEVERS.....	35, 2002

#### PLAYERS USED

SEASON, MOST.....	59, 2002 and 2008
SEASON, FEWEST.....	31, 1984

#### PITCHERS USED

SEASON, MOST.....	37, 2002#
SEASON, FEWEST.....	12, 1973

\* Major League Record  
# National League Record

+ Ties Major League Record

# HISTORY & RECORDS

## ALL-TIME SINGLE-SEASON RECORDS (CONT.)

### CLUB BATTING

BATTING AVERAGE:	HIGHEST — .275 in 1994	LOWEST — .225 in 1969
AT-BATS:	MOST — 5,655 in 1996	FEWEST — 5,294 in 2014
RUNS SCORED:	MOST — 795 in 1997	FEWEST — 468 in 1969
HITS:	MOST — 1,521 in 2004	FEWEST — 1,199 in 2014
SINGLES:	MOST — 1,105 in 1980	FEWEST — 804 in 2017
DOUBLES:	MOST — 322 in 2007	FEWEST — 180 in 1969
TRIPLES:	MOST — 53 in 1979	FEWEST — 16 in 1997
HOME RUNS:	MOST — 189 in 2017	FEWEST — 64 in 1976
AT HOME:	MOST — 89 in 2017	FEWEST — 29 in 1980
ON THE ROAD:	MOST — 104 in 1970	FEWEST — 34 in 1976
GRAND SLAMS:	MOST — 10 in 2001	FEWEST — 0 in 1973, '79, '82, '87
RUNS BATTED IN:	MOST — 761 in 1997	FEWEST — 431 in 1969
EXTRA-BASE HITS:	MOST — 524 in 2007	FEWEST — 305 in 1980
TOTAL BASES:	MOST — 2,322 in 2006	FEWEST — 1,764 in 1969
SLUGGING PERCENTAGE:	HIGHEST — .416 in 2006	LOWEST — .329 in 1969
PINCH HITS:	MOST — 74 in 1986	FEWEST — 35 in 1985, '88
PINCH-HIT GAME-WINNING RBI:	MOST — 9 in 2013	
PINCH-HIT AVERAGE:	HIGHEST — .276 in 1978	LOWEST — .161 in 2011
PINCH-HIT HOME RUNS:	MOST — 11 in 2014	FEWEST — 1 in 1979, '87
STOLEN BASES:	MOST — 239 in 1980	FEWEST — 36 in 2008
CAUGHT STEALING:	MOST — 91 in 1987	FEWEST — 17 in 2008
HOME RUNS vs. ONE NL CLUB:	MOST — 28 vs. ARI, '07 & '10	FEWEST — 0 vs. PIT, 2014
STRIKEOUTS:	MOST — 1,500 in 2016	FEWEST — 716 in 1976
BASE ON BALLS:	MOST — 678 in 2001	FEWEST — 401 in 1973
LEFT ON BASE:	MOST — 1,239 in 1980	FEWEST — 965 in 2016
HIT BY PITCH:	MOST — 59 in 1993	FEWEST — 9 in 1989
SACRIFICE HITS:	MOST — 133 in 1975	FEWEST — 29 in 2001
SACRIFICE FLIES:	MOST — 66 in 2004	FEWEST — 19 in 1971
GROUNDING INTO DOUBLE PLAYS:	MOST — 146 in 1996	FEWEST — 81 in 1978
SHUTOUTS:	MOST — 23 in 1969 & '76	FEWEST — 3 in 2004

### CLUB PITCHING

EARNED RUN AVERAGE:	LOWEST — 3.27 in 2014	HIGHEST — 4.98 in 1997
COMPLETE GAMES:	MOST — 47 in 1976	FEWEST — 0 in 2011
STRIKEOUTS:	MOST — 1,393 in 2015	FEWEST — 652 in 1976
BASE ON BALLS:	MOST — 715 in 1974	FEWEST — 422 in 2004
HITS:	MOST — 1,581 in 1997	FEWEST — 1,300 in 2014
RUNS ALLOWED:	MOST — 891 in 1997	FEWEST — 577 in 2014
SAVES:	MOST — 59 in 1998	FEWEST — 18 in 1976
WILD PITCHES:	MOST — 73 in 1999 & 2017	FEWEST — 23 in 1985
BALKS:	MOST — 25 in 1977	FEWEST — 2 in 2004 & 2013
HIT BATSMEN:	MOST — 75 in 2017	FEWEST — 12 in 1978, '80
HOME RUNS ALLOWED:	MOST — 226 in 2017	FEWEST — 74 in 1978
HOME RUNS ALLOWED vs. ONE NL CLUB:	MOST — 37 by COL, 2001	FEWEST — 1, several times
SHUTOUTS:	MOST — 20 in 2007, '10	FEWEST — 2 in 1997

### CLUB FIELDING

FIELDING PERCENTAGE:	HIGHEST — .988 in 2010	LOWEST — .971 in 1975, '77
ERRORS:	FEWEST — 72 in 2010	MOST — 189 in 1977
DOUBLE PLAYS:	MOST — 178 in 2017	FEWEST — 0 in 1973
PUTOUTS:	MOST — 4,467 in 1996	FEWEST — 4,263 in 1999
ASSISTS:	MOST — 2,012 in 1980	FEWEST — 1,529 in 2005
TOTAL CHANCES:	MOST — 6,543 in 1980	FEWEST — 5,977 in 2014
PASSED BALLS:	MOST — 22 in 1987	FEWEST — 2 in 1992

MOST CONSECUTIVE ERRORLESS GAMES.....	11, 2x, August 17-28, 2010 and April 14-26, 2013
MOST CONSECUTIVE ERRORLESS GAMES TO BEGIN A SEASON.....	5, April 5-9, 1988
MOST CONSECUTIVE ERRORLESS INNINGS.....	108, August 16-29, 2010
MOST ERRORLESS GAMES.....	107, 2010

\*\*\*All club records are only in seasons with at least 162 games played





## ALL-TIME SINGLE-SEASON RECORDS (CONT.)

### INDIVIDUAL BATTING

BATTING AVERAGE .....	.394, Tony Gwynn, 1994
SLUGGING PERCENTAGE .....	.621, Ken Caminiti, 1996
GAMES PLAYED .....	162, Dave Winfield, 1980; Steve Garvey, 1985; Joe Carter, 1990; Adrian Gonzalez, 2008
RUNS SCORED .....	126, Steve Finley, 1996
HITS .....	220, Tony Gwynn, 1997
TOTAL BASES .....	348, Steve Finley, 1996
SINGLES .....	177, Tony Gwynn, 1984
DOUBLES .....	49, Tony Gwynn, 1997
TRIPLES .....	13, Tony Gwynn, 1987 & Dave Roberts, 2006
HOME RUNS .....	50, Greg Vaughn, 1998
MOST GAMES HITTING HOME RUNS FROM BOTH SIDES OF PLATE .....	4, Ken Caminiti, 1996
RUNS BATTED IN .....	130, Ken Caminiti, 1996
GRAND SLAMS .....	4, Phil Nevin, 2001
GAME-WINNING RBI .....	21, Gary Sheffield, 1992
PINCH-HIT AVERAGE (Minimum 20 at bats) .....	.478, Terry Kennedy, 1986
MOST PINCH HITS .....	21, Merv Rettenmund, 1977
STOLEN BASES .....	70, Alan Wiggins, 1984
STRIKEOUTS, MOST .....	180, Wil Myers, 2017
STRIKEOUTS, FEWEST (Minimum 502 Plate App.) .....	15, Tony Gwynn, 1995
BASE ON BALLS .....	132, Jack Clark, 1989
INTENTIONAL WALKS .....	35, Adrian Gonzalez, 2010
SACRIFICE HITS .....	28, Ozzie Smith, 1978
SACRIFICE FLIES .....	16, Mark Loretta, 2004
HIT BY PITCH .....	17, Carlos Quentin, 2012
GROUNDING INTO DOUBLE PLAYS, MOST .....	25, Steve Garvey, 1984 & 1985 & Kevin Kouzmanoff, 2009
GROUNDING INTO DOUBLE PLAYS, FEWEST (Minimum 502 Plate App.) .....	2, Alan Wiggins, 1984

### INDIVIDUAL PITCHING

APPEARANCES, MOST .....	83, Craig Lefferts, 1986
COMPLETE GAMES .....	25, Randy Jones, 1976
STARTS .....	40, Randy Jones, 1976
GAMES FINISHED .....	69, Rollie Fingers, 1977
SHUTOUTS .....	6, Fred Norman, 1972 & Randy Jones, 1975
VICTORIES, MOST .....	22, Randy Jones, 1976
WON-LOST PCT. (Min. 15 decisions) .....	.778, Gaylord Perry, 1978 (21-6) & Dennis Rasmussen, 1988 (14-4)
LOSSES .....	22, Randy Jones, 1974
INNINGS PITCHED .....	315.1, Randy Jones, 1976
RUNS ALLOWED .....	137, Bobby J. Jones, 2001
EARNED RUNS ALLOWED .....	117, Bill Greif, 1974 & Matt Clement, 2000
HITS .....	274, Randy Jones, 1976
BASE ON BALLS .....	125, Matt Clement, 2000
STRIKEOUTS .....	257, Kevin Brown, 1998
STRIKEOUTS/9 INNINGS (Min. 162 IP) .....	9.87, Andy Benes, 1994
LOWEST ERA (Min. 162 IP) .....	2.10, Dave Roberts, 1971
HOME RUNS ALLOWED .....	37, Kevin Jarvis & Bobby J. Jones, 2001
SAVES .....	53, Trevor Hoffman, 1998
HIT BATSMEN .....	16, Matt Clement, 2000
WILD PITCHES .....	23, Matt Clement, 2000
BALKS .....	6, Tom Griffin & Bob Shirley, 1977

### MISCELLANEOUS RECORDS

YOUNGEST PADRE .....	Brian Greer, at Los Angeles-NL, September 13, 1977 (18 years, 122 days)
OLDEST PADRE .....	Jesse Orosco, vs. Arizona, July 20, 2003 (46 years, 90 days)

### INDIVIDUAL FIELDING

BEST FIELDING PERCENTAGE (min. 2/3 of team games played)	
FIRST BASEMAN .....	1.000, Steve Garvey, 1984
SECOND BASEMAN .....	1.000, David Eckstein, 2010
SHORTSTOP .....	.984, Khalil Greene, 2007
THIRD BASEMAN .....	.990, Kevin Kouzmanoff, 2009
OUTFIELDER .....	1.000, Eric Owens, 2000, Dave Roberts, 2006 & Will Venable, 2014
CATCHER (min. 1/2 of team games played) .....	.998, Gene Tenace, 1979
PITCHER (min. 1.0 IP per team game) .....	1.000, 23 times, last by Ian Kennedy, 2014

# HISTORY & RECORDS

## ALL-TIME SINGLE-GAME RECORDS

### CLUB GENERAL

#### PLAYERS USED

PADRES (9-Inning Game)	24, at San Francisco, September 26, 1997
PADRES (Extra Innings)	26, vs. Florida, Sept. 9, 1997 (13 innings)
BOTH TEAMS	50, at Los Angeles, September 13, 1982 (16 innings)

#### LONGEST GAME, INNINGS

HOME	22, vs. Colorado, April 17, 2008
ROAD	21, at Montreal, May 21, 1977

#### LONGEST GAME TIME, 9 INNINGS

HOME	4:11 vs. Los Angeles-NL, May 5, 2017
ROAD	4:18 at Philadelphia, May 30, 1986

#### SHORTEST GAME TIME, 9 INNINGS

HOME	1:29, vs. Philadelphia, May 4, 1977
ROAD	1:36, at Philadelphia, July 11, 1976

#### LONGEST GAME TIME, EXTRA INNINGS

HOME	6:17, vs. Houston, August 15, 1980 (20 innings)
ROAD	5:33, at Montreal, May 21, 1977 (21 innings)

#### SHORTEST GAME TIME, EXTRA INNINGS

HOME	2:00, vs. St. Louis (10 innings), May 19, 1975
ROAD	2:17, at Atlanta (10 innings), July 25, 1974

#### LARGEST MARGINS OF VICTORY, DEFEAT

MARGIN OF VICTORY	16, vs. Florida, August 23, 2002 (18-2)
MARGIN OF DEFEAT	19, at Chicago (NL), May 13, 1969 (19-0), vs. Los Angeles, June 28, 1969 (19-0) and at Colorado, September 20, 2005 (20-1)

#### LARGEST SHUTOUTS

VICTORY	13-0, vs. Cincinnati, August 11, 1991
LOSS	19-0, at Chicago (NL), May 13, 1969 and vs. Los Angeles, June 28, 1969

### CLUB BATTING

AT-BATS IN NINE-INNING GAME..... 48, at Atlanta, August 12, 2003 and at Milwaukee, August 11, 2009

AT-BATS IN EXTRA-INNING GAME..... 75, vs. Houston, September 24, 1971 (21 innings) (1st game)

RUNS SCORED IN NINE-INNING GAME..... 20, at Florida, July 27, 1996 and at Montreal, May 19, 2001

RUNS SCORED IN EXTRA-INNING GAME..... 17, at San Francisco, May 23, 1970 (15 inn.)

RUNS SCORED IN A LOSS..... 14, at St. Louis, August 29, 2001 (14-16)

MOST RUNS, BOTH TEAMS IN NINE-INNING GAME..... 32, San Diego 20, at Florida 12, July 27, 1996

MOST RUNS, BOTH TEAMS IN EXTRA-INNING GAME..... 33, San Diego 17, at San Francisco 16, May 23, 1970 (15 inn.)

HITS IN NINE-INNING GAME..... 24, vs. San Francisco, April 19, 1982 and at Atlanta, August 12, 2003

HITS IN EXTRA-INNING GAME..... 21, vs. Houston, July 5, 1969 and at San Francisco, May 23, 1970

MOST HITS, BOTH TEAMS IN NINE-INNING GAME..... 36, three times, last San Diego 20, vs. Seattle 16, June 2, 2016

MOST HITS, BOTH TEAMS IN EXTRA-INNING GAME..... 44, San Diego 21, at San Francisco 23, May 23, 1970 (15 inn.)

SINGLES..... 18, five times, last at Milwaukee, May 11, 2011

DOUBLES..... 9, at Cincinnati, August 12, 2007

TRIPLES..... 4, twice, at Pittsburgh, June 2, 1970 and at St. Louis, May 5, 1978

HOME RUNS IN NINE-INNING GAME..... 6, at Cincinnati, August 17, 1998

HOME RUNS IN EXTRA-INNING GAME..... 5, five times, last at Milwaukee, June 17, 2017 (11 innings)

EXTRA-BASE HITS..... 12, at Cincinnati, August 12, 2007

#### TOTAL BASES

PADRES..... 39, three times, last vs. Cincinnati, May 25, 2008 (18 inn.)

OPPONENTS..... 49, at Chicago-NL, May 17, 1977

#### RUNS BATTED IN

PADRES..... 20, at Florida, July 27, 1996

OPPONENTS..... 22, at Chicago-NL, May 17, 1977

BASE ON BALLS IN NINE-INNING GAME..... 12, four times, last at San Francisco, May 11, 2010

BASE ON BALLS IN EXTRA-INNING GAME..... 14, vs. Pittsburgh, August 25, 1979 (19 inn.)

INTENTIONAL BASE ON BALLS IN NINE-INNING GAME..... 4, three times, last vs. Montreal, August 18, 1988

INTENTIONAL BASE ON BALLS IN EXTRA-INNING GAME..... 6, vs. Pittsburgh, August 25, 1979 (19 inn.)

STRIKEOUTS IN NINE-INNING GAME..... 19, at New York-NL, April 22, 1970

STRIKEOUTS IN EXTRA-INNING GAME..... 20, vs. San Francisco, June 19, 2001 (15 inn.)

#### STOLEN BASES

PADRES..... 9, vs. Colorado, June 28, 1999

OPPONENTS..... 10, at Florida, May 18, 2000

#### MOST LEFT ON BASE

PADRES IN NINE-INNING GAME..... 17, vs. Atlanta, May 24, 1977

OPPONENTS IN NINE-INNING GAME..... 18, vs. Seattle, June 27, 2008

PADRES IN EXTRA INNINGS..... 26, vs. Pittsburgh, August 25, 1979 (19 inn.)

OPPONENTS IN EXTRA INNINGS..... 23, at Montreal, May 21, 1977 (21 inn.)

#### FEWEST LEFT ON BASE

PADRES..... 0, 12 times, last vs. New York-NL, August 12, 2016

OPPONENTS..... 0, six times, last at Pittsburgh, September 16 & 18, 2013

PINCH-HITTERS USED..... 8, vs. San Francisco, September 16, 1986

GROUNDED INTO DOUBLE PLAYS IN NINE-INNING GAME..... 5, at Houston, July 23, 1999

GROUNDED INTO DOUBLE PLAYS IN EXTRA-INNING GAME..... 6, at Colorado, June 5, 1997 (11 inn.)



# HISTORY & RECORDS

## ALL-TIME SINGLE-GAME RECORDS (CONT.)

### CLUB PITCHING

HITS ALLOWED IN NINE-INNING GAME	24, at Chicago-NL, May 17, 1977
HITS ALLOWED IN EXTRA-INNING GAME	25, at Montreal, May 21, 1977 (21 inn.)
RUNS ALLOWED	23, at Chicago-NL, May 17, 1977
EARNED RUNS ALLOWED	20, at Chicago-NL, May 17, 1977
SINGLES ALLOWED IN NINE-INNING GAME	17, vs. New York-NL, August 26, 1986
SINGLES ALLOWED IN EXTRA-INNING GAME	18, vs. St. Louis, August 31, 1979 (15 inn.)
DOUBLES ALLOWED IN NINE-INNING GAME	8, at Arizona, May 7, 2015 and vs. Houston, August 6, 1970
DOUBLES ALLOWED IN EXTRA-INNING GAME	8, vs. Arizona, June 7, 2009 (18 inn.)
TRIPLES ALLOWED IN NINE-INNING GAME	4, three times, last June 25, 2015 at San Francisco
TRIPLES ALLOWED IN EXTRA-INNING GAME	4, at New York-NL, July 6, 1979 (12 inn.)
HOME RUNS ALLOWED IN NINE-INNING GAME	7, four times, last at Minnesota, September 12, 2017
HOME RUNS ALLOWED IN EXTRA-INNING GAME	7, at Los Angeles-NL, September 18, 2006 (10 inn.)
EXTRA-BASE HITS ALLOWED IN NINE-INNING GAME	11, three times, last vs. Montreal, July 8, 1994
EXTRA-BASE HITS ALLOWED IN EXTRA-INNING GAME	13, at Los Angeles-NL, September 18, 2006 (10 inn.)
STRIKEOUTS IN A NINE-INNING GAME	18, vs. Atlanta, May 22, 2006 and at Arizona, April 25, 2007
STRIKEOUTS IN EXTRA-INNING GAME	20, vs. San Francisco, June 19, 2001 (15 inn.) at Chicago-NL, July 31, 2002 (11 inn.) vs. Colorado, April 17, 2008 (22 inn.)
WALKS ISSUED IN NINE-INNING GAME	13, three times, last at Florida, April 28, 1997
WALKS ISSUED IN EXTRA-INNING GAME	13, at Cincinnati, April 26, 2003 (10 inn.)
INTENTIONAL WALKS IN NINE-INNING GAME	4, six times, last at Cincinnati, August 11, 2007
INTENTIONAL WALKS IN EXTRA-INNING GAME	6, at New York-NL, August 26, 1980 (18 inn.)
HIT BATTERS	5, at St. Louis, August 23, 2017
WILD PITCHES	5, vs. Pittsburgh, April 29, 2003
BALKS	3, at Philadelphia, September 2, 1986
PITCHERS USED IN NINE-INNING GAME	8, seven times, last September 24, 2015 vs. San Francisco (three times in 2012)
PITCHERS USED IN EXTRA-INNING GAME	10, vs. Arizona, June 7, 2009 (18 inn.)

### CLUB FIELDING

DOUBLE PLAYS IN NINE-INNING GAME	6, at Miami, August 28, 2016
DOUBLE PLAYS IN EXTRA-INNING GAME	6, vs. Pittsburgh, August 25, 1979 (19 inn.)
DOUBLE PLAYS TURNED BY BOTH TEAMS	8, three times, last at Colorado, May 17, 2014
TRIPLE PLAYS BY PADRES	1, eight times, last at New York-NL, June 10, 2010 (2nd game)
TRIPLE PLAYS BY OPPONENTS	1, 16 times, last vs. Philadelphia, August 7, 2016
ASSISTS IN NINE-INNING GAME	26, vs. Pittsburgh, May 22, 1969
ASSISTS IN EXTRA-INNING GAME	28, May 21, 1977, at Montreal (21 innings)
FEWEST ASSISTS	1, vs. Philadelphia, July 12, 1992 and at Washington, August 5, 2005
ERRORS IN NINE-INNING GAME	6, six times, last vs. Atlanta, June 1, 1990
ERRORS IN EXTRA-INNING GAME	6, at New York-NL, May 7, 1972

### INDIVIDUAL BATTING

AT-BATS IN NINE-INNING GAME	7, twice, Mark Kotsay and Ryan Klesko at Montreal, May 19, 2001
AT-BATS IN EXTRA-INNING GAME	9, 19 times, last Adrian Gonzalez and Tadahito Iguchi vs. Cincinnati, May 25, 2008 (18 innings)
RUNS	5, Al Martin vs. Houston, April 16, 2000
HITS IN NINE-INNING GAME	6, Adrian Gonzalez (6-for-6) at Milwaukee, August 11, 2009
HITS IN EXTRA-INNING GAME	6, three times, last Tony Gwynn (6-for-7) vs. San Francisco, August 4, 1993 (12 innings)
SINGLES IN NINE-INNING GAME	5, Kevin McReynolds vs. Cincinnati, September 5, 1984 and Adrian Gonzalez at Milwaukee, August 11, 2009
SINGLES IN EXTRA-INNING GAME	5, Gene Richards vs. Montreal, July 26, 1977 (15 innings) and Bill Fahey at Houston, September 5, 1979 (10 innings)
DOUBLES	3, 38 times, last Everth Cabrera at Cleveland, April 8, 2014
TRIPLES	2, 16 times, last Jose Pirela vs. Pittsburgh, July 29, 2017
HOME RUNS	3, seven times, Nate Colbert at Atlanta, August 1, 1972 (Game 2), Steve Finley at Cincinnati, May 19, 1997, Steve Finley at San Francisco, June 23, 1997, Ken Caminiti at Los Angeles-NL, July 12, 1998, Bret Boone June 23, 2000 at Cincinnati (10 innings), Phil Nevin vs. Colorado, October 6, 2001, Hunter Renfroe vs. Arizona, September 20, 2017
HIT FOR CYCLE	two times, Matt Kemp at Colorado, August 14, 2015 and Wil Myers at Colorado, April 10, 2017
BACK-TO-BACK HOME RUNS TWICE BY SAME TWO PLAYERS	Gary Sheffield and Fred McGriff, August 6, 1992 vs. Houston in 1st and 2nd innings
TOTAL BASES	13, Steve Finley at San Francisco, June 23, 1997 and Ryan Klesko at St. Louis, August 29, 2001
RUNS BATTED IN	8, Nate Colbert at Atlanta, August 1, 1972 (Game 2) and Ken Caminiti vs. Colorado, September 19, 1995
SACRIFICE HITS	3, seven times, last Greg Maddux vs. Cincinnati, May 14, 2007
SACRIFICE FLIES	2, 28 times, last Adam Rosales vs. Arizona, September 20, 2016
HIT BY PITCH	2, 26 times, last Yangervis Solarte at San Francisco, April 28, 2017
WALKS	5, Brian Giles at Chicago-NL, May 14, 2006
INTENTIONAL WALKS IN NINE-INNING GAME	3, Fernando Gonzalez vs. Cincinnati, August 10, 1978
INTENTIONAL WALKS IN EXTRA-INNING GAME	4, Garry Templeton at Pittsburgh, July 5, 1985 (12 inn.)
STRIKEOUTS IN NINE-INNING GAME	5, twice, Mike Cameron at Los Angeles-NL, September 12, 2007 Clay Hensley at Chicago-NL, May 14, 2006
STRIKEOUTS IN EXTRA-INNING GAME	5, four times, last Chase Headley vs. Arizona, June 7, 2009 (18 inn.)
STOLEN BASES	5, three times, Alan Wiggins vs. Montreal, May 17, 1984, Tony Gwynn at Houston, September 20, 1986 and Damian Jackson vs. Colorado, June 28, 1999
CAUGHT STEALING	2, 40 times, last Will Venable vs. Kansas City, May 6, 2014
GROUND INTO DOUBLE PLAY IN NINE-INNING GAME	3, three times, Steve Garvey vs. Atlanta, August 6, 1986 Kevin Kouzmanoff vs. Atlanta, August 5, 2009 & Yangervis Solarte at Arizona, September 16, 2015
GROUND INTO DOUBLE PLAY IN EXTRA-INNING GAME	3, Archi Cianfrocco at Colorado, June 5, 1997 (11 inn.)

# HISTORY & RECORDS

## ALL-TIME SINGLE-GAME RECORDS (CONT.)

### INDIVIDUAL PITCHING

HITS ALLOWED	14, five times, last Clayton Richard at Colorado, July 19, 2017
SINGLES ALLOWED	13, three times, last Andy Ashby at New York-NL, August 10, 1999
DOUBLES ALLOWED	7, Danny Coombs vs. Houston, August 6, 1970
TRIPLES ALLOWED	3, eight times, last James Shields at San Francisco, June 25, 2015
HOME RUNS ALLOWED	5, Woody Williams at Houston, July 13, 2001 & Tim Stauffer at Cincinnati, August 13, 2011
RUNS ALLOWED	11, five times, last Clayton Richard at Colorado, July 19, 2017
EARNED RUNS ALLOWED	11, Junior Herndon at St. Louis, August 30, 2001 & Tim Stauffer at Philadelphia, August 26, 2007
HIT BATTERS	4, Jhoulys Chacin at St. Louis, August 23, 2017
WALKS	10, Clay Kirby at San Francisco, July 15, 1969
INTENTIONAL WALKS	4, three times, Dennis Kinney at Philadelphia, August 21, 1980 (17 inn.) Randy Jones vs. Philadelphia, June 16, 1978, Mike Caldwell at Philadelphia, May 11, 1972 (12 inn.)
INTENTIONAL WALKS IN MORE THAN 9.0 IP	4, Dennis Kinney (9.1 IP) at Philadelphia, August 21, 1980 (17 inn.)
STRIKEOUTS	16, Jake Peavy vs. Atlanta, May 22, 2006 (7.0 IP) and at Arizona, April 25, 2007 (7.0 IP)
STRIKEOUTS IN MORE THAN 9.0 IP	15, Clay Kirby (15.0 IP) vs. Houston (Game 1), September 24, 1971 (21 inn.)
WILD PITCHES	4, John D'Acquisto at Montreal, May 22, 1977, Adam Eaton vs. Pittsburgh, April 29, 2003, Trevor Cahill at Chicago-AL, May 13, 2017
BALKS	3, Dave LaPoint at Philadelphia, September 2, 1986
INNINGS PITCHED, STARTER	15.0, Clay Kirby vs. Houston, September 24, 1971 (Game 1)
INNINGS PITCHED, RELIEVER	9.1, Dennis Kinney at Philadelphia, August 21, 1980 (17 inn.)

### INDIVIDUAL FIELDING

ERRORS	3, 19 times, last Everth Cabrera at Los Angeles-NL, September 5, 2009
DOUBLE PLAYS:	
FIRST BASEMAN	5, four times, last Yangervis Solarte at Miami, August 28, 2016
SECOND BASEMAN	5, Roberto Pena vs. St. Louis, May 16, 1969 and Jedd Gyorko at Colorado, May 17, 2014
SHORTSTOP	6, Ozzie Smith vs. Pittsburgh, August 25, 1979 (19 inn.)
THIRD BASEMAN	3, nine times, last Chase Headley at Colorado, May 17, 2014
PUTOUTS:	
OUTFIELDER, NINE-INNING GAME	10, three times, Gene Richards vs. Los Angeles-NL, May 21, 1979, Phil Clark vs. New York-NL, May 1, 1993 and Jay Payton at New York-AL, June 11, 2004
OUTFIELDER, EXTRA-INNING GAME	11, twice, Dave Winfield at Montreal, May 21, 1977 (21 inn.) and Jon Jay vs. Los Angeles-NL, May 22, 2016 (17 inn.)
FIRST BASEMAN, NINE-INNING GAME	19, Willie McCovey vs. Cincinnati, July 3, 1975 and Mike Ivie vs. Houston, August 6, 1975
FIRST BASEMAN, EXTRA-INNING GAME	23, Derrel Thomas vs. Atlanta, June 20, 1978 (10 innings)
SECOND BASEMAN, NINE-INNING GAME	9, Tim Flannery at Atlanta, September 29, 1985
SECOND BASEMAN, EXTRA-INNING GAME	11, Tadahito Iguchi vs. Colorado, April 17, 2008 (22 inn.)
SHORTSTOP, NINE-INNING GAME	8, Ozzie Smith at New York-NL, July 7, 1979
SHORTSTOP, EXTRA-INNING GAME	7, four times, last Everth Cabrera vs. Arizona, September 16, 2009 (10 inn.)
THIRD BASEMAN, NINE-INNING GAME	5, seven times, last Chase Headley vs. San Francisco, April 20, 2014
THIRD BASEMAN, EXTRA-INNING GAME	5, Luis Salazar at Houston, August 10, 1983 (14 inn.)
CATCHER, NINE-INNING GAME	18, Mike Piazza vs. Atlanta, May 22, 2006
CATCHER, EXTRA-INNING GAME	22, Ben Davis vs. San Francisco, June 19, 2001 (15 inn.)
PITCHER, NINE-INNING GAME	5, twice, last Jimmy Jones vs. Houston, April 22, 1988
ASSISTS:	
OUTFIELDER, NINE-INNING GAME	2, many times, last Melvin Upton Jr. at Washington, August 27, 2015
OUTFIELDER, EXTRA-INNING GAME	3, Tony Gwynn vs. New York-NL, August 27, 1986
FIRST BASEMAN, NINE-INNING GAME	5, three times, last Keith Moreland at Cincinnati, September 19, 1988
FIRST BASEMAN, EXTRA-INNING GAME	5, twice, last Dave Magadan at Oakland, June 5, 2000 (10 inn.)
SECOND BASEMAN, NINE-INNING GAME	10, twice, last Fernando Gonzalez vs. Chicago-NL, June 15, 1979
SECOND BASEMAN, EXTRA-INNING GAME	13, Mark Loretta at Montreal, May 7, 2003 (10 inn.)
SHORTSTOP, NINE-INNING GAME	12, twice, last Ozzie Smith vs. San Francisco, April 12, 1980
SHORTSTOP, EXTRA-INNING GAME	11, Ozzie Smith vs. Montreal, September 1, 1978
THIRD BASEMAN, NINE-INNING GAME	9, Kevin Kouzmanoff at Milwaukee, September 4, 2008
THIRD BASEMAN, EXTRA-INNING GAME	9, Paul Dade vs. San Francisco, July 27, 1979 (11 inn.)
CATCHER, NINE-INNING GAME	6, Bill Fahey vs. St. Louis, May 15, 1980
CATCHER, EXTRA-INNING GAME	6, Benito Santiago at Montreal, May 15, 1969 (11 inn.)
PITCHER, NINE-INNING GAME	7, twice, last Andrew Cashner vs. Los Angeles-NL, July 23, 2013
PITCHER, EXTRA-INNING GAME	7, Randy Jones vs. San Francisco, June 24, 1975 (10 inn.)

### CLUB BATTING

PLATE APPEARANCES	17, vs. Pittsburgh, May 31, 1994 (2nd inning)
RUNS SCORED	13, twice, vs. Pittsburgh, May 31, 1994 (2nd inning) vs. St. Louis, August 24, 1993 (1st inning)
HITS	10, twice, vs. Florida, August 23, 2002 (5th inning) at Colorado, September 12, 2004 (9th inning)
DOUBLES	4, four times, last at New York-NL, May 24, 2012 (3rd inning)
TRIPLES	3, at Pittsburgh, June 2, 1970 (5th inning)
HOME RUNS	4, twice, at New York-NL, May 17, 2001 (3rd inning) vs. Los Angeles, July 10, 1970 (9th inning)
RBI	13, vs. St. Louis, August 24, 1993 (1st inning)
WALKS	6, twice, vs. Colorado, June 26, 1999 (2nd inning) at Kansas City, June 28, 2002 (1st inning)
STOLEN BASES	5, twice, at Pittsburgh, September 11, 1995 (9th inning) at Arizona, October 2, 1999 (7th inning)
ERRORS	4, vs. Atlanta, September 15, 1977 (8th inning)



# HISTORY & RECORDS

## INNING RECORDS

### INDIVIDUAL BATTING

HITS	2, many times, last Wil Myers at San Francisco, April 29, 2017 (6th inning)
SINGLES	2, many times, last Alexi Amarista and Travis Jankowski, August 22, 2015 (7th inning)
DOUBLES	2, twice, Mike Ivie at San Francisco, May 30, 1977 (1st game) (7th inning) Phil Stephenson vs. Houston, June 4, 1990 (8th inning)
TRIPLES	1, many times
HOME RUNS	1, many times
RBI	5, Bret Boone at Los Angeles, June 26, 2000 (2nd inning)
STOLEN BASES	3, Wil Myers vs. Philadelphia, August 16, 2017 (4th inning)

### INDIVIDUAL PITCHING

HITS ALLOWED	8, four times, Will Cunnane at Chicago-NL, May 16, 1997 (3rd inning) Bobby J. Jones vs. Houston, May 30, 2001 (2nd inning) Cory Mazzoni at Oakland, June 17, 2015 (8th inning) Jhoulys Chacin at New York-NL, May 23, 2017 (1st inning)
RUNS ALLOWED	9, twice, Bobby J. Jones at St. Louis, August 29, 2001 (2nd inning) Brett Tomko at Cincinnati, August 9, 2002 (1st inning)
EARNED RUNS ALLOWED	9, Brett Tomko at Cincinnati, August 9, 2002 (1st inning)
SINGLES ALLOWED	7, four times, last Bobby J. Jones vs. Houston May 30, 2001 (2nd inning)
DOUBLES ALLOWED	4, five times, last Cory Mazzoni vs. Houston, April 28, 2015 (9th inning)
TRIPLES ALLOWED	3, twice, Juan Eichelberger at Montreal, May 16, 1981 (9th inning) Tim Scott at Chicago Cubs, May 15, 1997 (7th inning)
HOME RUNS ALLOWED	3, 11 times, last Chad Qualls, July 23, 2011, at Philadelphia (7th Inning)
WALKS ALLOWED	6, Tim Stauffer at Los Angeles-NL, August 30, 2011 (2nd inning)

## DOUBLEHEADER RECORDS

### CLUB GENERAL

PLAYERS USED BY PADRES, BOTH GAMES	41, at San Francisco, May 30, 1977
PLAYERS USED BY OPPONENTS, BOTH GAMES	41, vs. Los Angeles- NL, September 2, 2017
PLAYERS USED BY BOTH TEAMS, BOTH GAMES	74, at San Francisco, May 30, 1977
LONGEST BY INNINGS	30 innings, vs. Houston, September 24, 1971 (1st game-21 innings, 2nd game-9 innings)
LONGEST TIME, WITH EXTRA INNINGS	7:39, vs. Houston, September 24, 1971 (1st game-5:25, 2nd game-2:14)

### CLUB BATTING

STRIKEOUTS, PADRES	23, vs. Los Angeles-NL, September 2, 2017; 1st game-9, 2nd game-14
STRIKEOUTS, PADRES, WITH EXTRA INNINGS	23, at Houston, July 18, 1995; 1st game-18 (17 Inn.), 2nd game-5 at Montreal May 8, 1970; 1st game-11, 2nd game-12
TIMES STRIKING OUT, OPPONENTS	26, vs. New York-NL, May 29, 1971; 1st game-10, 2nd game-16
TIMES STRIKING OUT, BOTH TEAMS	43, at Houston, July 8, 1995; 1st game-31, 2nd game-12
PITCHERS USED BY PADRES	13, at San Francisco, May 30, 1977; 1st game-6, 2nd game-7
PITCHERS USED BY PADRES, EXTRA INNINGS	15, at San Francisco, June 16, 1985; 1st game-5, 2nd game-10 (13 inn.)

### INDIVIDUAL BATTING

HITS	7, six times, last Tony Gwynn at St. Louis, September 29, 1999
DOUBLES	5, Mike Ivie at San Francisco, May 30, 1977
HOME RUNS	5, Nate Colbert at Atlanta, August 1, 1972
RUNS BATTED IN	13, Nate Colbert at Atlanta, August 1, 1972
EXTRA BASE HITS	5, three times, last Sixto Lezcano at Cincinnati, July 31, 1982
TOTAL BASES	22, Nate Colbert at Atlanta, August 1, 1972

### INDIVIDUAL PITCHING

WON BOTH GAMES	Bob Miller vs. Houston, June 23, 1971
LOST BOTH GAMES	Mark Thurmond at San Francisco, June 16, 1985
SAVED BOTH GAMES	Fernando Rodney at Chicago-NL, May 11, 2016

## BIG INNING IN THE BEGINNING

The Padres exploded for 11 runs on seven hits in the sixth inning of their 1997 season opener vs. the Mets at Qualcomm Stadium. Trailing 4-0 at the start of the frame, the Padres rode the big inning to a 12-5 victory. The 11 runs established a 20th Century National League record for most runs plated in a single inning on Opening Day. The highlight of the inning was back-to-back-to-back home runs off the bats of Chris Gomez, Rickey Henderson and Quilvio Veras to start the frame.



# HISTORY & RECORDS

## CONSECUTIVE RECORDS

### CLUB GENERAL

GAMES WON, OVERALL	14, June 18-July 2, 1999
GAMES WON, HOME	11, May 2-31, 2005
GAMES WON, ROAD	8, April 19-May 14, 2006
GAMES WON vs. ONE CLUB, HOME	15 vs. St. Louis, April 16, 1993-August 12, 1995
GAMES WON vs. ONE CLUB, ROAD	11, at Pittsburgh, September 19, 2009-August 11, 2012
GAMES LOST, OVERALL	13, May 8-21, 1994
GAMES LOST, HOME	12, May 22-June 10, 1972
GAMES LOST, ROAD	13, April 25-May 18, 1971
GAMES LOST vs. ONE CLUB, HOME	14, Los Angeles, April 8, 1973-September 26, 1974
GAMES LOST vs. ONE CLUB, ROAD	14, at Montreal, May 4, 1993-May 24, 1995

### CLUB BATTING

HITS, ONE GAME, PADRES	8, three times, last vs. Colorado, August 16, 2007
HITS, ONE GAME, OPPONENTS	8, twice, last at St. Louis, August 6, 2007
BATTERS HITTING HOME RUNS, PADRES	3, four times, last vs. New York (NL), April 1, 1997 (6th inn: Gomez, Henderson, Veras)
BATTERS REACHING BASE SAFELY, OPPONENTS	11, twice, last at St. Louis, August 6, 2007

### CLUB PITCHING

SHUTOUTS, WON	4, 1984
SHUTOUTS vs. ONE CLUB	2, 20 times, last vs. Milwaukee, May 1 and 2, 2012
SCORELESS INNINGS PITCHED, PADRES	40.2, July 28 (7th inning) through August 1 (1st inning), 1984
SCORELESS INNINGS PITCHED, OPPONENTS	37.2, July 21-24, 1971
SCORELESS INNINGS vs. ONE CLUB	31.2, vs. Houston, April 22 (4th inning)-July 26 (8th inning), 1988
HITLESS INNINGS AT START OF GAME	8.2, twice, vs. Philadelphia, July 18, 1972 (Steve Arlin) at Los Angeles (NL), July 9, 2011 (five pitchers)

### CLUB FIELDING

GAMES TURNING DOUBLE PLAYS, PADRES	14, twice, April 25 - May , 1998 and September 3-17, 2002
GAMES TURNING DOUBLE PLAYS, OPPONENTS	18, May 13-June 2, 1986
GAMES WITH NO ERRORS	11, twice, August 17-28, 2010 and April 14-26, 2013
INNINGS WITH NO ERRORS	108.0, August 16 (4th inning)-August 29 (2nd inning), 2010
GAMES MAKING ERRORS	18, June 5-22, 1971

### INDIVIDUAL GENERAL

GAMES PLAYED	305, Steve Garvey, 1984-1986
STOLEN BASES WITHOUT BEING CAUGHT	28, Everth Cabrera, September 25, 2010 - August 25, 2012

### INDIVIDUAL BATTING

HITTING STREAK	34 games, Benito Santiago, August 25-October 2, 1987
HITS WITHOUT MAKING AN OUT	8, four times, Kevin Kouzmanoff, September 9-13, 2007 Brian Giles, June 19-22, 2005 Tony Gwynn, April 22-24, 1994 Dave Winfield, July 29-31, 1979
TIMES REACHING BASE SAFELY (H, BB and HBP)	13, Brian Giles, June 19-22, 2005
GAMES HITTING HOME RUNS	6, Graig Nettles, 1984
AT BATS HITTING A HOME RUN, SAME BATTER	3, 10 times, Hunter Renfroe, July 24-25, 2017 Chase Headley, August 10-11, 2012 Brian Giles, August 11-12, 2007 Scott Hairston, August 3-4, 2007 Bret Boone, June 23, 2000 Greg Vaughn, June 18-19, 1998 Steve Finley, June 29-30, 1996 Graig Nettles, twice, May 3-4, 1985, and August 16-17, 1984 Nate Colbert, April 10-11, 1971
PINCH-HITS	6, twice, Phil Clark, September 10-27, 1993 and Brett Wallace, August 23 -September 4, 2015

### INDIVIDUAL PITCHING

WINNING DECISIONS, STARTER	11, three times, Kevin Brown (May 26-August 5, 1998), Andy Hawkins (1985) and LaMarr Hoyt (1985)
WINNING DECISIONS, RELIEVER	11, Butch Metzger, 1976
LOSING DECISIONS	11, Gary Ross (1969)
COMPLETE GAMES	5, twice, both Randy Jones, 1976
WINNING DECISIONS vs. ONE CLUB	11, Jake Peavy vs. Los Angeles (NL), September 22, 2004-September 25, 2008
HITLESS INNINGS, START OF GAME	8.2, Steve Arlin vs. Philadelphia, July 18, 1972
HITLESS INNINGS	13.0, Bill Laxton, July 14-August 12, 1974
SHUTOUTS	3, Randy Jones, 1980
SCORELESS INNINGS, STARTER	30.0, Randy Jones, 1980
SCORELESS INNINGS, RELIEVER	33.2, Cia Meredith, 2006
STRIKEOUTS	9, Jake Peavy, April 25, 2007
BATTERS RETIRED	28, twice, Bruce Hurst, April 10-15, 1989 and Mike Adams, March 31-April 20, 2011
BATTERS RETIRED (ONE GAME)	25, Bob Shirley vs. Houston, April 22, 1977
WALKLESS INNINGS	68.0, Randy Jones, May 17-June 22, 1976



# HISTORY & RECORDS

## ROOKIE BATTING RECORDS

### BATTING AVERAGE

1. Benito Santiago.....	1987	.300
2. Juan Bonilla.....	1981	.290
3. Gene Richards.....	1977	.290
4. Josh Barfield.....	2006	.280
5. Kevin Kouzmanoff.....	2007	.275

### HITS

1. Benito Santiago.....	1987	164
2. Bill Almon.....	1977	160
3. Gene Richards.....	1977	152
Ozzie Smith.....	1978	152
5. Josh Barfield.....	2006	151

### GAMES

1. Ozzie Smith.....	1978	159
2. Bill Almon.....	1977	155
Yonder Alonso.....	2012	155
4. Dave Campbell.....	1970	154
5. Josh Barfield.....	2006	150
Mike Champion.....	1977	150

### DOUBLES

1. Yonder Alonso.....	2012	39
2. Benito Santiago.....	1987	33
3. Josh Barfield.....	2006	32
4. Khalil Greene.....	2004	31
5. Kevin Kouzmanoff.....	2007	30

### TRIPLES

1. Bill Almon.....	1977	11
Gene Richards.....	1977	11
3. Everth Cabrera.....	2009	8
4. Cito Gaston.....	1969	7
Stan Jefferson.....	1987	7
Jerry Morales.....	1972	7
Luis Salazar.....	1980	7

### HOME RUNS

1. Hunter Renfroe.....	2017	26
2. Jedd Gyorko.....	2013	23
3. Ryan Schimpf.....	2016	20
4. Benito Santiago.....	1987	18
Kevin Kouzmanoff.....	2007	18

### RUNS BATTED IN

1. Benito Santiago.....	1987	79
2. Kevin Kouzmanoff.....	2007	74
3. Carmelo Martinez.....	1984	66
4. Khalil Greene.....	2004	65
5. Jedd Gyorko.....	2013	63

### RUNS

1. Roberto Alomar.....	1988	84
2. Gene Richards.....	1977	79
3. Ricky Gutierrez.....	1993	76
4. Bill Almon.....	1977	75
5. Josh Barfield.....	2006	72

### AT-BATS

1. Bill Almon.....	1977	613
2. Ozzie Smith.....	1978	590
3. Dave Campbell.....	1970	581
4. Enzo Hernandez.....	1971	549
Yonder Alonso.....	2012	549

### WALKS

1. Carmelo Martinez.....	1984	68
2. Yonder Alonso.....	2012	62
3. Gene Richards.....	1977	60
4. Enzo Hernandez.....	1971	54
5. Khalil Greene.....	2004	53

### STRIKEOUTS

1. Hunter Renfroe.....	2017	140
2. Jedd Gyorko.....	2013	123
3. Cito Gaston.....	1969	117
4. Dave Campbell.....	1970	115
5. Bill Almon.....	1977	114

### STOLEN BASES

1. Gene Richards.....	1977	56
2. Ozzie Smith.....	1978	40
3. Stan Jefferson.....	1987	34
4. Alan Wiggins.....	1982	33
5. Travis Jankowski.....	2016	30

### ON-BASE PERCENTAGE

1. Gene Richards.....	1977	.363
2. Khalil Greene.....	2004	.349
3. Yonder Alonso.....	2012	.348
4. Carmelo Martinez.....	1984	.340
5. Juan Bonilla.....	1981	.337

### SLUGGING PERCENTAGE

1. Benito Santiago.....	1987	.467
2. Kevin Kouzmanoff.....	2007	.457
3. Khalil Greene.....	2004	.446
4. Jedd Gyorko.....	2013	.444
5. Josh Barfield.....	2006	.423

Minimum 502 plate appearances for Batting Avg., On-Base Percentage and Slugging Percentage

## ROOKIE PITCHING RECORDS

### WINS

1. Bob Shirley.....	1977	12
2. Butch Metzger.....	1976	11
3. Matt Clement.....	1999	10
Eric Show.....	1982	10
5. Ten tied with.....		9

### INNINGS PITCHED

1. Steve Arlin.....	1971	227.2
2. Clay Kirby.....	1969	215.2
3. Bob Shirley.....	1977	214.0
4. Dave Freisleben.....	1974	211.2
5. Al Santorini.....	1969	184.2

### LOSSES

1. Clay Kirby.....	1969	20
2. Steve Arlin.....	1971	19
3. Bob Shirley.....	1977	18
4. Bill Greif.....	1972	16
5. Joe McIntosh.....	1975	15

### SAVES

1. Butch Metzger.....	1976	16
2. Luis DeLeon.....	1982	15
3. Al Severinsen.....	1971	8
4. Dale Thayer.....	2012	7
5. Greg Harris.....	1989	6
Frank Reberger.....	1969	6
Kevin Quackenbush.....	2014	6

### GAMES

1. Butch Metzger.....	1976	77
2. Larry Hardy.....	1974	76
3. Akinori Otsuka.....	2004	73
4. Luke Gregerson.....	2009	72
5. Kevin Walker.....	2000	70

### GAMES STARTED

1. Clay Kirby.....	1969	35
Bob Shirley.....	1977	35
3. Steve Arlin.....	1971	34
4. Matt Clement.....	1999	31
Dave Freisleben.....	1974	31

### COMPLETE GAMES

1. Steve Arlin.....	1971	10
2. Dave Freisleben.....	1974	6
Randy Jones.....	1973	6
4. Dan Spillner.....	1974	5
5. Four tied with.....		4

### SHUTOUTS

1. Steve Arlin.....	1971	4
2. Eight tied with.....		2

### WINNING PERCENTAGE

1. Butch Metzger.....	1976	.733
2. Eric Show.....	1982	.625
3. Joey Hamilton.....	1994	.600
4. Jimmy Jones.....	1987	.563
5. Luis Perdomo.....	2016	.474

### WALKS

1. Dave Freisleben.....	1974	112
2. Steve Arlin.....	1971	103
3. Clay Kirby.....	1969	100
Bob Shirley.....	1977	100
5. Matt Clement.....	1999	86

### STRIKEOUTS

1. Steve Arlin.....	1971	156
2. Cory Luebke.....	2011	154
3. Bob Shirley.....	1977	146
4. Dinelson Lamet.....	2017	139
5. Matt Clement.....	1999	135

### STRIKEOUTS/9 IP

1. Matt Clement.....	1999	6.73
2. Steve Arlin.....	1971	6.17
3. Bob Shirley.....	1977	6.14
4. Mike Caldwell.....	1972	5.61
5. Dave Freisleben.....	1974	5.53

### EARNED RUN AVERAGE

1. Steve Arlin.....	1971	3.48
2. Dave Freisleben.....	1974	3.66
3. Joe McIntosh.....	1975	3.69
4. Bob Shirley.....	1977	3.70
5. Chris Welsh.....	1981	3.78

### OPPONENT BATTING AVERAGE

1. Dave Freisleben.....	1974	.242
2. Steve Arlin.....	1971	.244
3. Clay Kirby.....	1969	.252
4. Bob Shirley.....	1977	.259
5. Dave Roberts.....	1970	.261

Minimum 162.0 innings pitched for Strikeouts/9 IP, ERA and Opponents Avg.

Minimum 15 decisions for Win Percentage

# HISTORY & RECORDS

## BATTING RECORDS BY POSITION

### BATTING AVERAGE

C	Terry Kennedy	1981	.303
1B	Wally Joyner	1997	.324
2B	Mark Loretta	2004	.335
3B	Gary Sheffield	1992	.330
SS	Everth Cabrera	2013	.283
OF	Tony Gwynn	1994	.396

### HITS

C	Benito Santiago	1987	164
1B	Steve Garvey	1985	184
2B	Mark Loretta	2004	208
3B	Gary Sheffield	1992	183
SS	Tony Fernandez	1992	171
OF	Tony Gwynn	1987	217

### GAMES

C	Benito Santiago	1991	151
1B	Steve Garvey	1985	162
2B	Roberto Alomar	1989	157
	Alan Wiggins	1984	157
3B	Chase Headley	2012	159
SS	Ozzie Smith	1978	159
OF	Brian Giles	2004	159
	Tony Gwynn	1986	159

### DOUBLES

C	Terry Kennedy	1982	40
1B	Adrian Gonzalez	2007	46
2B	Mark Loretta	2004	47
3B	Ken Caminiti	1996	37
SS	Khalil Greene	2007	44
OF	Tony Gwynn	1997	48

All records shown include only games played at each position

Current Padres in **Bold**

### TRIPLES

C	Nick Hundley	2011	5
	Benito Santiago	1990	5
1B	Ryan Klesko	2001	6
	Steve Garvey	1985	6
2B	Jeff Gardner	1993	7
	Alan Wiggins	1984	7
3B	Sean Burroughs	2003	6
	Luis Salazar	1980	6
SS	Bill Almon	1977	11
OF	Dave Roberts	2006	13
	Tony Gwynn	1987	13

### HOME RUNS

C	Mike Piazza	2006	20
1B	Adrian Gonzalez	2009	39
2B	Jedd Gyorko	2013	23
3B	Phil Nevin	2001	41
SS	Khalil Greene	2007	27
OF	Greg Vaughn	1998	48

### RUNS BATTED IN

C	Terry Kennedy	1983	93
1B	Adrian Gonzalez	2008	119
2B	Mark Loretta	2004	76
3B	Ken Caminiti	1996	130
SS	Khalil Greene	2007	97
OF	Dave Winfield	1979	118

### RUNS

C	Terry Kennedy	1982	70
1B	Ryan Klesko	2001	105
2B	Mark Loretta	2004	108
3B	Ken Caminiti	1996	109
SS	Khalil Greene	2007	89
OF	Steve Finley	1996	124

### AT-BATS

C	Benito Santiago	1991	577
1B	Steve Garvey	1985	654
2B	Roberto Alomar	1989	622
3B	Kevin Kouzmanoff	2008	624
SS	Tony Fernandez	1992	622
OF	Steve Finley	1996	653

### WALKS

C	Gene Tenace	1977	88
1B	Jack Clark	1989	120
2B	Quiuvio Veras	1998	83
3B	Chase Headley	2012	86
SS	Ozzie Smith	1980	71
OF	Rickey Henderson	1996	121

### STRIKEOUTS

C	<b>Austin Hedges</b>	<b>2017</b>	<b>122</b>
1B	<b>Wil Myers</b>	<b>2017</b>	<b>180</b>
2B	Damian Jackson	2001	124
3B	Chase Headley	2012	155
SS	Khalil Greene	2007	128
OF	Mike Cameron	2007	160

### STOLEN BASES

C	Benito Santiago	1987	21
1B	Alan Wiggins	1983	28
	<b>Wil Myers</b>	<b>2016</b>	<b>28</b>
2B	Alan Wiggins	1984	68
3B	Luis Salazar	1982	29
SS	Ozzie Smith	1980	57
OF	Gene Richards	1980	61

### ON-BASE PERCENTAGE

C	Gene Tenace	1977	.448
1B	Jack Clark	1990	.438
2B	Mark Loretta	2004	.391
3B	Ken Caminiti	1996	.409
SS	Everth Cabrera	2013	.355
OF	Tony Gwynn	1994	.456

### SLUGGING PERCENTAGE

C	Mike Piazza	2006	.514
1B	Fred McGriff	1992	.557
2B	Mark Loretta	2004	.495
3B	Ken Caminiti	1996	.623
SS	Khalil Greene	2007	.468
OF	Greg Vaughn	1998	.590

HISTORY & RECORDS

## RELIEF PITCHING RECORDS

### WINS

1.	Butch Metzger	1976	11
	Rollie Fingers	1980	11
3.	Goose Gossage	1984	10
	Dan Miceli	1998	10
5.	Six tied with		9

### INNINGS PITCHED

1.	Rollie Fingers	1977	132.1
2.	Butch Metzger	1976	123.1
	Lance McCullers	1987	123.1
4.	Dan Spillner	1977	123.0
5.	Greg Harris	1990	117.1

### LOSSES

1.	Rollie Fingers	1978	13
2.	Gary Lucas	1982	10
	Lance McCullers	1987	10
	Mark Davis	1988	10
5.	Three tied with		9

### GAMES

1.	Craig Lefferts	1986	83
2.	<b>Brad Hand</b>	<b>2016</b>	<b>82</b>
3.	Heath Bell	2007	81
4.	Luke Gregerson	2010	80
	Cla Meredith	2007	80

### WINNING PERCENTAGE

1.	Scott Linebrink	2005	.889
2.	Kevin Walker	2000	.875
	Rudy Seanez	2005	.875
4.	Mark Grant	1989	.800
5.	Two tied with		.778

### WALKS

1.	Dan Spillner	1977	60
2.	Lance McCullers	1987	59
3.	John D'Acquisto	1979	57
4.	Lance McCullers	1988	55
5.	Butch Metzger	1976	52

### STRIKEOUTS

1.	Lance McCullers	1987	126
2.	Rollie Fingers	1977	113
3.	Trevor Hoffman	1996	111
	Trevor Hoffman	1997	111
	<b>Brad Hand</b>	<b>2016</b>	<b>111</b>

### STRIKEOUTS/9 IP

1.	<b>Kirby Yates</b>	<b>2017</b>	<b>14.07</b>
2.	Craig Kimbrel	2015	13.20
3.	Rudy Seanez	2005	12.53
4.	Jay Witasick	2001	12.34
5.	Trevor Hoffman	1997	12.28

### EARNED RUN AVERAGE

1.	Cla Meredith	2006	1.07
2.	Bob Miller	1971	1.41
3.	Trevor Hoffman	1998	1.48
4.	Joaquin Benoit	2014	1.48
5.	Tim Lincecum	1996	1.54

### OPPONENT BATTING AVERAGE

1.	Tim Worrell	1996	.137
2.	Joaquin Benoit	2014	.151
3.	Mike Adams	2011	.155
4.	Joaquin Benoit	2015	.159
5.	Ryan Buchter	2016	.160



# HISTORY & RECORDS

## THE LAST TIME IT HAPPENED

### WINS AND LOSSES

10 OR MORE CONSECUTIVE WINS:	10, May 15-25, 2009
MORE THAN FIVE CONSECUTIVE LOSSES:	6, August 4-9, 2015
FOUR-GAME SERIES SWEEP, HOME:	August 18-21, 2011 vs. Florida
FOUR-GAME SERIES SWEEP, ROAD:	August 16-19, 2010 at Chicago-NL

### BATTING FEATS

HIT FOR THE CYCLE:	Wil Myers at Colorado, April 10, 2017
HIT FOR THE CYCLE, OPPONENT:	Greg Colbrunn vs. Arizona, Sept. 18, 2002
INSIDE-THE-PARK HOME RUN:	Everth Cabrera at Milwaukee, June 8, 2012 (3rd inning, off Shaun Marcum)
INSIDE-THE-PARK HOME RUN, OPPONENT:	Orlando Arcia at Milwaukee, June 17, 2017 (3rd inning, off Dinelson Lamet)
SWITCH-HIT HOMERS IN A GAME:	Yangervis Solarte vs. Arizona, May 27, 2016
TWO HOMERS IN A GAME:	Wil Myers at Arizona, September 9, 2017
THREE HOMERS IN A GAME:	Hunter Renfro vs. Arizona, September 20, 2017
LEADOFF HOMER:	Manuel Margot vs. New York-NL, July 27, 2017 (off Christopher Flexen)
GRAND SLAM HOMER:	Hunter Renfro vs. Chicago-NL, May 29, 2017 (4th inning, off Kyle Hendricks)
GRAND SLAM HOMER, OPPONENT:	Pat Valaika at Colorado, September 16, 2017 (7th inning, off Cory Mazzoni)
PINCH-HIT GRAND SLAM:	Alex Dickerson at Chicago, May 10, 2016 (8th inning, off Adam Warren)
PINCH-HIT GRAND SLAM, OPPONENT:	Pat Valaika at Colorado, September 16, 2017 (7th inning, off Cory Mazzoni)
TWO GRAND SLAMS IN ONE GAME vs. PADRES:	April 28, 1997 at Florida, Moises Alou (1st inning, off Tim Worrell) and Gary Sheffield (5th inning, off Tim Scott)
GRAND SLAM BY A PITCHER:	Mike Coppins at Cincinnati, September 4, 1970 (4th inning, off Jim Merritt)
PINCH-HIT HOMER:	Hector Sanchez vs. Los Angeles-NL, June 30, 2017 (9th inning, off Sergio Romo)
WALK-OFF HOME RUN:	Yangervis Solarte vs. Los Angeles-NL, September 2, 2017 (9th inning, off Pedro Baez)
HOME RUN BY A PITCHER:	Travis Wood vs. St. Louis, September 5, 2017 (2nd inning, off Michael Wacha)
HOME RUN BY A PITCHER, OPPONENT:	Bartolo Colon vs. New York-NL, May 7, 2016 (2nd, off James Shields)
BACK-TO-BACK HOMERS:	Wil Myers and Yangervis Solarte vs. Colorado, September 24, 2017 (1st inning, off German Marquez)
BACK-TO-BACK-TO-BACK HOMERS:	Chris Gomez, Rickey Henderson, QuiVivo Veras vs. New York-NL, April 1, 1997
BACK-TO-BACK-TO-BACK HOME RUNS TO START A GAME:	Marvell Wynne, Tony Gwynn and John Kruk vs. San Francisco, April 13, 1987
FOUR HOME RUNS IN THE SAME INNING:	May 17, 2001 at New York-NL (3rd inning)
HOME RUN IN A 1-0 GAME:	Erick Aybar vs. Arizona, April 19, 2017 (8th inning, off Zack Greinke)
HOME RUN IN A 1-0 LOSS:	Matt Downs at Houston, June 27, 2012 (3rd inning, off Clayton Richard)
THREE PLAYERS WITH FOUR OR MORE HITS:	Carlos Asuaje, Jose Pirela, Matt Szczur at San Francisco, July 21, 2017
FIVE HITS IN A GAME:	Jon Jay vs. Seattle, June 2, 2016
SIX HITS IN A GAME:	Adrian Gonzalez at Milwaukee, August 11, 2009
SIX RBI IN A GAME:	Yangervis Solarte at St. Louis, August 22, 2017
SEVEN RBI IN A GAME:	Hunter Renfro vs. Los Angeles-NL, September 27, 2016
THREE-OR-MORE STEALS IN A GAME:	Wil Myers, 3, vs. Philadelphia, August 16, 2017
TWO HITS IN AN INNING:	Wil Myers at San Francisco, April 29, 2017 (6th inning)
TWO SINGLES IN AN INNING:	Alexi Amarista and Travis Jankowski vs. St. Louis, August 22, 2015 (7th inning)
TWO DOUBLES IN AN INNING:	Phil Stephenson vs. Houston, June 4, 1990 (8th inning)
TWO TRIPLES IN AN INNING:	Never
TWO HOMERS IN AN INNING:	Never
FIVE RBI IN AN INNING:	Bret Boone at Los Angeles, June 26, 2000 (2nd inning)
FIVE STRIKEOUTS IN A GAME:	Chase Headley vs. Arizona, June 7, 2009 (18 innings)
SCORED MORE THAN 10 RUNS IN AN INNING:	11, July 29, 2007 at Houston (1st inning)
15 HITS:	June 24, 2014 at Cincinnati
16 HITS:	August 30, 2015 at Philadelphia
17 HITS:	April 20, 2015 at Colorado
18 HITS:	May 27, 2016 at Arizona
19 HITS:	June 1, 2016 vs. Seattle
20 HITS:	July 21, 2017 at San Francisco
21 HITS:	April 27, 1995 vs. Houston
22 HITS:	August 11, 2009 at Milwaukee
23 HITS:	May 11, 2011 at Milwaukee
24 HITS:	August 12, 2003 at Atlanta
15 RUNS:	August 5, 2011 at Pittsburgh
16 RUNS:	April 9, 2016 at Colorado
17 RUNS:	April 12, 2010 vs. Atlanta
18 RUNS:	May 31, 2010 vs. New York-NL
19 RUNS:	Never
20 RUNS:	May 19, 2001 at Montreal

### PITCHING FEATS

NO-HITTER:	Never
NO-HITTER, OPPONENT:	Tim Lincecum, vs. San Francisco, June 25, 2014
NO-HITTER, PETCO PARK:	Tim Lincecum - San Francisco, July 13, 2013
ONE-HITTER:	Andrew Cashner (9.0), vs. Detroit, April 11, 2014
ONE-HITTER, OPPONENT:	Madison Bumgarner at San Francisco, September 12, 2015
TWO CONSECUTIVE COMPLETE GAMES:	Brian Lawrence, August 20-25, 2004
THREE CONSECUTIVE COMPLETE GAMES:	Andy Ashby, May 25-June 4, 1998
BACK-TO-BACK SHUTOUTS:	May 11, 2016 at Chicago-NL and May 12, 2016 at Milwaukee
BACK-TO-BACK-TO-BACK SHUTOUTS:	April 13-15, 2008 at Los Angeles (NL) and vs. Colorado
BACK-TO-BACK COMPLETE GAMES:	Jake Peavy at Arizona, Brian Lawrence at San Francisco, May 26-27, 2005
BACK-TO-BACK COMPLETE GAME SHUTOUTS:	Sterling Hitchcock vs. Milwaukee, Kevin Brown vs. Milwaukee, August 14-16, 1998

# HISTORY & RECORDS

## THE LAST TIME IT HAPPENED CONTINUED

### DEFENSIVE FEATS

TRIPLE PLAY: ..... June 10, 2010 at New York-NL, second game, (2nd)  
 Adrian Gonzalez at 1B, Lance Zawadzki at 2B, Chase Headley at 3B and Ruben Tejada batting...Tejada grounded out to Headley at 3B who threw to Zawadzki at 2B for the second out who threw to Gonzalez at 1B for the third out...Padres lost the game, 3-0

TRIPLE PLAY, OPPONENT: ..... August 7, 2016 vs. Philadelphia (7th)  
 Derek Norris at 2B, Jose Rondon at 1B and Jabari Blash batting...Blash grounds out to Franco at 3B, who threw to Hernandez at 2B for the second out who threw to Joseph at 1B for the third out ...Padres lost the game, 6-5

COMMITTED 4 ERRORS: ..... April 18, 2017 vs. Arizona

COMMITTED 5 ERRORS: ..... May 17, 2002 vs. New York-NL

COMMITTED 6 ERRORS: ..... June 1, 1990 vs. Atlanta

TURNED FIVE DOUBLE PLAYS: ..... May 17, 2014 at Colorado

TURNED SIX DOUBLE PLAYS: ..... August 28, 2016 at Miami

### BASE RUNNING FEATS

STRAIGHT STEAL OF HOME: ..... Melvin Upton Jr. vs. Colorado, June 3, 2016

STRAIGHT STEAL OF HOME, OPPONENT: ..... Elvis Andrus vs. Texas, September 1, 2015

STEAL OF HOME IN A DOUBLE STEAL: ..... Cory Spangenberg at Miami, August 26, 2017

STEAL OF HOME IN A DOUBLE STEAL, OPPONENT: ..... Kike Hernandez at Los Angeles-NL, April 6, 2017

STEAL BY A PITCHER: ..... Jhoulys Chacin at Los Angeles-NL, August 12, 2017

STEAL BY A PITCHER, OPPONENT: ..... Michael Wacha vs. St. Louis, August 23, 2015

### MISCELLANEOUS

PLAYED 13 INNINGS: ..... June 26, 2013 vs. Philadelphia (L, 5-7)

PLAYED 14 INNINGS: ..... April 16, 2016 vs. Arizona (W, 5-3)

PLAYED 15 INNINGS: ..... August 25, 2013 vs. Chicago-NL (W, 3-2)

PLAYED 16 INNINGS: ..... May 16, 2009 vs. Cincinnati (W, 6-5)

PLAYED 17 INNINGS: ..... May 22, 2016 vs. Los Angeles-NL (L, 5-9)

PLAYED 18 INNINGS: ..... June 7, 2009 vs. Arizona (L, 6-9)

PLAYED 19 INNINGS: ..... August 25, 1979 vs. Pittsburgh (L, 3-4)

PLAYED 20 INNINGS: ..... August 15, 1980 vs. Houston (L, 1-3)

PLAYED 21 INNINGS: ..... May 21, 1977 at Montreal (W, 11-8)

PLAYED 22 INNINGS: ..... May 17, 2008 vs. Colorado (L, 1-2)

## ALL-TIME PADRES TRIPLE PLAYS

### TURNED BY PADRES (8)

DATE	OPPONENT	BATTER	INNING	PLAYERS INVOLVED
8-13-69	vs. Chicago-NL	Williams	1	J. Niekro (P) to Dean (SS)
8-1-71	vs. Atlanta	Brown	7	Mason (2B) to Colbert (1B) to Hernandez (SS)
6-4-72	vs. Chicago-NL	Hundley	9	Robles (SS) to Thomas (2B) to Colbert (1B)
4-11-78	at Atlanta	P. Niekro	2	Almon (3B) to Thomas (2B) to Richards (1B)
7-31-83	vs. Atlanta	Hubbard	4	Templeton (SS) to Flannery (2B) to Bevacqua (1B)
4-9-89	at Houston	Caminiti	8	Salazar (3B) to Alomar (2B) to Clark (1B) to Parent (C)
5-19-97	at Cincinnati	Taubensee	1	Ashby (P) to Gomez (SS) to Cianfrocco (1B)
6-10-10 (2)	at New York-NL	Tejada	2	Headley (3B) to Zawadzki (2B) to Gonzalez (1B)

### TURNED BY OPPONENTS (15)

DATE	OPPONENT	BATTER	INNING	PLAYERS INVOLVED
6-13-73	at Montreal	Morales	7	Hunt (2B) to Foli (SS) to Jorgensen (1B) to Boccabella (C)
6-21-76	vs. San Francisco	McCovey	3	Evans (1B) to Speier (SS) to Evans (1B)
10-3-80	at San Francisco	Cash	4	Sularz (3B) to Pettini (SS) to Murray (1B)
8-23-82	at Pittsburgh (Game 2)	Edwards	1	Berra (SS) to Ray (2B) to Thompson (1B)
6-5-86	vs. Atlanta	McReynolds	3	Z. Smith (P) to Hubbard (2B) to Horner (1B) to Virgil (C)
4-28-91	at Philadelphia	Gwynn	1	Ready (2B) to Jordan (1B)
9-5-91	vs. St. Louis	Jerald Clark	2	Zeile (3B) to Pena (2B) to Guerrero (1B)
7-17-95	vs. Cincinnati	Gwynn	6	Larkin (SS) to Boone (2B) to Morris (1B)
5-17-02	vs. New York-NL	Gonzalez	5	Alfonzo (3B) to Alomar (2B) to Vaughn (1B)
5-6-04	at Atlanta	Robinson	8	Hessman (3B) to Garcia (2B) to LaRoche (1B)
5-5-05	at St. Louis	Hernandez	2	Pujols (1B) to Eckstein (SS) to Pujols (1B)
5-30-08	at San Francisco	Kouzmanoff	8	Castillo (3B) to Durham (2B) to Bowker (1B)
4-15-12	at Los Angeles-NL	Guzman	9	Ellis (C) to Uribe (3B) to Gordon (2B) to Loney (1B)
5-18-14	at Colorado	Quentin	3	Arenado (3B) to LeMahieu (2B) with baserunner interference
8-7-16	vs. Philadelphia	Blash	7	Franco (3B) to Hernandez (2B) to Joseph (1B)





# HISTORY & RECORDS

## LONGEST GAMES IN PADRES HISTORY BY INNINGS

INNINGS	DATE	OPPONENT	SCORE	TIME
22	April 17, 2008	Colorado	L, 1-2	6:16
21	September 24, 1971	Houston	L, 1-2	5:25
21	May 21, 1977	at Montreal	W, 11-8	5:33
20	August 15, 1980	Houston	L, 1-3	6:17
19	August 25, 1979	Pittsburgh	L, 3-4	6:12
18	June 7, 1972	Pittsburgh	L, 0-1	4:27
18	August 26, 1980	at New York-NL	W, 8-6	5:01
18	May 25, 2008	Cincinnati	W, 12-9	5:57
18	June 7, 2009	Arizona	L, 6-9	5:45
17	July 15, 1971	at Pittsburgh	L, 3-4	4:12
17	July 29, 1972	at Cincinnati	W, 4-3	4:11
17	August 21, 1980	at Philadelphia	L, 8-9	5:13
17	June 27, 1989	at Los Angeles-NL	W, 5-3	5:21
17	August 15, 1990	Montreal	L, 3-5	5:15
17	July 8, 1995	at Houston	L, 2-3	4:29
17	April 29, 2007	vs. Los Angeles-NL	L, 4-5	4:55
17	May 31, 2013	vs. Toronto	W, 4-3	4:58
17	May 22, 2016	vs. Los Angeles-NL	L, 5-9	5:47
16	September 13, 1982	at Los Angeles-NL	L, 3-4	5:20
16	August 10, 1988	at Atlanta	W, 5-4	4:24
16	April 24, 1992	Cincinnati	L, 6-7	5:01
16	September 8, 1992	at San Francisco	L, 5-6	5:04
16	June 22, 1996	Chicago-NL	L, 6-9	5:14
16	April 25, 1998	Pittsburgh	W, 4-3	4:31
16	August 6, 2002	Philadelphia	L, 4-5	4:51
16	May 16, 2009	Cincinnati	W, 6-5	5:14

## LONGEST WINNING STREAKS

STREAK (GAMES)	DATES
14	June 18-July 2, 1999
11	June 7-19, 1998
11	April 14-27, 1982
10	July 25-August 4, 1978
10	May 15-May 25, 2009
9	April 30-May 8, 2006

## LONGEST PADRES HITTING STREAKS

RK	PLAYER	GAMES	YEAR
1.	Benito Santiago	34	1987
2.	John Flaherty	27	1996
3.	Tony Gwynn	25	1983
4.	Bip Roberts	23	1994
5.	Bobby Brown	21	1983
	Steve Finley	21	1996
7.	Tony Gwynn	20	1997
8.	Tony Gwynn	19	1997
	Tony Fernandez	19	1992
10.	Eric Owens	18	1999
	Tony Gwynn	18	1988
	Chris James	18	1989
	Gary Sheffield	18	1992



## THE FIRST CYCLE

On August 14, 2015 at Colorado, Matt Kemp hit for the first cycle in Padres team history, in the club's 7,444th all-time regular season game.

- He collected a home run in the first inning, a single in the third, a double in the seventh and a triple in the ninth inning.
- Prior to his cycle, he had fallen one hit shy on five separate occasions.
- It was the 309th cycle in Major League history.
- Getting the cycle with a triple in his last at-bat, he was the 51st player since full play-by-play data became available in 1974 to hit for the cycle with the triple coming as the final hit.
- Prior to his cycle, a Padre had fallen one hit shy 361 times, including 258 times missing the triple.
- The cycle was the 14th in Coors Field's 21 years of history (opened in 1995).

# HISTORY & RECORDS

## 1984 NATIONAL LEAGUE CHAMPIONSHIP SERIES

The Padres rewrote National League history in 1984, becoming the first team in NLCS play and only the second team in Championship Series history to come back from a 2-0 deficit to win the series. The 1982 Milwaukee Brewers had also accomplished the feat in the ALCS.

The Chicago Cubs were not friendly hosts in the opening two games at Wrigley Field, knocking a total of six home runs, including five in the first game to take the contests, 13-0 and 4-2. But the Padres returned home following Game Two to a throng of thousands at San Diego/Jack Murphy Stadium, where they would play the final three games of the set. Consecutive record crowds filled the stadium as the Padres swept the trio of home games to move into San Diego's first-ever World Series.

There were plenty of heroes during the NLCS, but no star shined brighter than veteran first baseman Steve Garvey, who batted .400 (8-for-20) in the five games. It was his 4-for-5 performance in Game Four, which included a dramatic two-run home run off Cubs' ace reliever Lee Smith in the bottom of the ninth that paved the way to his second career NLCS Most Valuable Player Award. Craig Lefferts earned the win in each of the final two games of the series to lead the mound corps.

The Padres rallied from a three-run deficit in the fifth game to take a 6-3 decision and earn the right to face the American League Champion Detroit Tigers.

### GAME 1

Tuesday, October 2 at Chicago

SAN DIEGO 0 0 0 0 0 0 0 0 - 0 6 1  
Chicago 2 0 3 0 6 2 0 0 x - 13 16 0

WP - Sutcliffe  
LP - Show  
SV - None

### GAME 2

Wednesday, October 3 at Chicago

SAN DIEGO 0 0 0 1 0 1 0 0 0 - 2 5 0  
Chicago 1 0 2 1 0 0 0 0 x - 4 8 1

WP - Trout  
LP - Thurmond  
SV - Smith

### GAME 3

Thursday, October 4 at San Diego

Chicago 0 1 0 0 0 0 0 0 - 1 5 0  
SAN DIEGO 0 0 0 0 3 4 0 0 x - 7 11 0

WP - Whitson  
LP - Eckersley  
SV - None

### GAME 4

Saturday, October 6 at San Diego

Chicago 0 0 0 3 0 0 0 2 0 - 5 8 1  
SAN DIEGO 0 0 2 0 1 0 2 0 2 - 7 11 0

WP - Lefferts  
LP - Smith  
SV - None

### GAME 5

Sunday, October 7 at San Diego

Chicago 2 1 0 0 0 0 0 0 0 - 3 5 1  
SAN DIEGO 0 0 0 0 0 2 4 0 x - 6 8 0

WP - Lefferts  
LP - Sutcliffe  
SV - Gossage





# HISTORY & RECORDS

## 1984 WORLD SERIES

In San Diego's first-ever trip to the World Series, the Padres ran head-on into the team with baseball's best overall record in 1984, the Detroit Tigers. The Tigers went wire-to-wire in first place to win the American League East. After a 31-5 start, Sparky Anderson's club finished the regular season with a 104-58 record, and then disposed of the Kansas City Royals in three consecutive games in the ALCS, while the Padres and Cubs went to the limit for the National League flag.

Both contests at San Diego's Jack Murphy Stadium were close, with the Tigers taking the opener, 3-2 and the Padres tying the series with a 5-3 win in Game Two. Kurt Bevacqua was the hero in the lone San Diego victory, going 3-for-4 with a fifth-inning, three-run home run off Dan Petry. Bevacqua, given the opportunity to play because the American League's designated hitter rule was in effect for the '84 Fall Classic, took full advantage, hitting at a .412 (7-for-17) clip with two doubles, two homers and four RBI in the series. Andy Hawkins, who allowed only one run in 12.0 innings of work in three World Series relief appearances, earned the Game Two victory, working 5.1 shutout innings of one-hit relief as the Padres overcame a 3-0 first-inning deficit.

Following the Padres Game Two victory, the scene shifted to Detroit for what turned out to be the final three games of the series. The hometown Tigers did not disappoint their faithful, riding the red-hot bat of Kirk Gibson to sweep the final three contests and win their fourth World Championship in club history.

Tigers shortstop Alan Trammell, a San Diego-native, earned MVP honors, hitting .450 (9-for-20) with a double, two home runs and six RBI.

### GAME 1

Tuesday, October 9 at San Diego

Detroit	1	0	0	2	0	0	0	0	-	3	8	0
SAN DIEGO	2	0	0	0	0	0	0	0	-	2	8	1

WP - Morris  
LP - Thurmond  
SV - None

### GAME 2

Wednesday, October 10 at San Diego

Detroit	3	0	0	0	0	0	0	0	-	3	7	3	
SAN DIEGO	1	0	0	1	3	0	0	0	x	-	5	11	0

WP - Hawkins  
LP - Petry  
SV - Lefferts

### GAME 3

Friday, October 12 at Detroit

SAN DIEGO	0	0	1	0	0	0	1	0	0	-	2	10	0	
Detroit	0	4	1	0	0	0	0	0	0	x	-	5	7	0

WP - Wilcox  
LP - Lollar  
SV - Hernandez

### GAME 4

Saturday, October 13 at Detroit

SAN DIEGO	0	1	0	0	0	0	0	1	-	2	5	2	
Detroit	2	0	2	0	0	0	0	0	x	-	4	7	0

WP - Morris  
LP - Show  
SV - None

### GAME 5

Sunday, October 14 at Detroit

SAN DIEGO	0	0	1	2	0	0	0	1	0	-	4	10	1
Detroit	3	0	0	0	1	0	1	3	x	-	8	11	1

WP - Lopez  
LP - Hawkins  
SV - Hernandez



# HISTORY & RECORDS

## 1996 NATIONAL LEAGUE DIVISION SERIES

After winning the West on the last day of the regular season, the Padres faced the National League Central Champion Cardinals in the Division Series. St. Louis swept San Diego, outscoring the Padres by only five runs (15-10) in three close contests.

In the opener at Busch Stadium, Gary Gaetti knocked a three-run home run off Joey Hamilton with two outs in the first inning. Cardinals hurlers Todd Stottlemyre, Rick Honeycutt and Dennis Eckersley made the lead stand up for the 3-1 victory. Rickey Henderson led off the sixth inning with a homer for the only Padres run. San Diego could not convert on opportunities to tie the score in the seventh and ninth innings en route to the series-opening setback.

Game Two in St. Louis was decided during a dramatic eighth inning. The Padres, who had earlier trailed 1-0 and 4-1, entered the eighth trailing by a score of 4-3. After Scott Livingstone and Henderson reached to open the inning, Tony Gwynn, batting against Honeycutt, sacrificed the runners over. A Steve Finley groundout tied the score, but the go-ahead run was stranded at third base. In the bottom of the inning, the Cardinals scored the winning run without managing a base hit. Tom Pagnozzi's slow liner off Trevor Hoffman's glove plated Brian Jordan to make the score 5-4. Eckersley saved his second consecutive game, and the Padres returned to San Diego in a 2-0 hole—the identical situation they faced a dozen years earlier before taking three in a row from the Chicago Cubs in the franchise's only National League Championship Series appearance to date.

Until the very end, Game Three resembled 1984. A sellout crowd of 53,899 fans at Jack Murphy Stadium cheered wildly as the Padres climbed back from 1-0 and 5-4 deficits.

St. Louis pushed across a run in the first inning and was threatening for more when Archi Cianfrocco gunned down Ron Gant at home plate for an inning-ending double play. The Padres took a 2-1 lead in the second inning before Ken Caminiti added an opposite-field solo home run in the third. With the Cardinals holding a 5-4 advantage after 7 1/2 innings, the San Diego third baseman put the final touch on his spectacular MVP season, drilling a Rick Honeycutt delivery over the right-centerfield wall for his third homer of the series, a game-tying shot.

Just as visions of San Diego's stirring 1984 playoff comeback were rekindled in the hearts and minds of the capacity crowd, the Cardinals' Brian Jordan took control of the game with his glove and bat, ending the Padres magical season. With two outs in the eighth and pinch-runner Luis Lopez on second base, Jody Reed lined what appeared to be a go-ahead single to right-center. But Jordan raced over and dove head-first to spear the ball and end the inning.

In the top of the 9th, Jordan broke a 5-5 tie with a crushing two-run homer to left. Eckersley came on one final time and, as Caminiti waited in the on-deck circle, retired Finley for the final out. Despite the heartbreaking loss, San Diego fans stood and cheered the Padres, who returned to the field from the clubhouse and in turn recognized the fans for keeping the faith during an unforgettable 1996 season.

HISTORY & RECORDS

### GAME 1

Tuesday, October 1 at St. Louis

SAN DIEGO 0 0 0 0 1 0 0 0 - 1 8 1  
St. Louis 3 0 0 0 0 0 0 x - 3 6 0

WP - Stottlemyre  
LP - Hamilton  
SV - Eckersley

### GAME 2

Thursday, October 3 at St. Louis

SAN DIEGO 0 0 0 0 1 2 0 1 0 - 4 6 0  
St. Louis 0 0 1 0 3 0 0 1 x - 5 5 1

WP - Honeycutt  
LP - Bochtler  
SV - Eckersley

### GAME 3

Saturday, October 5 at San Diego

St. Louis 1 0 0 0 3 1 0 2 - 7 13 1  
SAN DIEGO 0 2 1 1 0 0 0 1 0 - 5 11 2

WP - Mathews  
LP - Hoffman  
SV - Eckersley





# HISTORY & RECORDS

## 1998 NATIONAL LEAGUE DIVISION SERIES

After winning the National League West by 9.5 games with a franchise-best 98-64 record, the Padres faced the Central Division Champion Houston Astros, winners of 102 regular-season games in the Division Series. The order was tall, and the prospect of facing 6-foot-10 Astros ace Randy Johnson twice in the best-of-five series made it all the more daunting. But as they did many times throughout their 98-win season, the Padres met the challenge.

The tone was set in the series opener in Houston, an epic pitcher's duel between Padres ace Kevin Brown and Johnson. As good as Johnson was, Brown was better, fanning a Division Series-record 16 batters and allowing only two hits in 8.0 shutout innings. The game was scoreless into the sixth, when Tony Gwynn doubled and scored on a sacrifice fly by Jim Leyritz. With Brown rolling, the Padres padded their lead in the eighth on a Greg Vaughn solo home run. Houston broke through with an unearned run off Trevor Hoffman in the ninth, but when the San Diego closer induced Carl Everett to fly out to center to end the game, the Padres had their first playoff win since 1984.

Game Two was another nail biter at the Astrodome, and Houston carried a 4-2 lead into the 9th. However, with hard-throwing closer Billy Wagner on the mound and two outs, Jim Leyritz launched a long fly ball down the right-field line that somehow remained fair for an improbable game-tying two-run homer. The Astros came right back, pushing across the winning run on a Bill Spiers single in the bottom of the inning. The Padres left Houston with a split and returned home looking to close out the series.

More than 3,000 fans awaited the Padres when they returned to "The Q" (Qualcomm Stadium) from Houston near midnight after Game Two. Their enthusiasm offered a lift as well as an early indication of the support to come throughout the postseason. A crowd of 65,235 packed The Q for a critical Game Three. Bruce Bochy's gamble to send Brown back to the mound on only three days rest paid off, as the right-hander limited the Astros to one run on three hits over 6.2 innings. Jim Leyritz continued his October heroics with a tie-breaking solo home run in the seventh, and after Trevor Hoffman struck out the side in the ninth inning to preserve the 2-1 win, the Padres were one win away from the National League Championship Series.

With their backs against the wall, the Astros came back with ace Johnson in Game Four. Although he pitched another gem, again he would be outpitched. This time, Sterling Hitchcock did the honors, allowing just one run on three hits over 6.0 innings, walking none and striking out 11. The Padres got on the board first on another Leyritz homer, a solo shot to lead off the second. Leading 2-1 in the eighth, San Diego iced the series with a two-run triple by John Vander Wal and a two-run homer by Wally Joyner. Hoffman worked a 1-2-3 ninth, setting off the celebration for 64,898 fans. The Padres would move on to face the Braves in the NLCS with the 6-1 victory.

### GAME 1

Tuesday, September 29 at Houston

SAN DIEGO	0	0	0	0	1	0	1	0	-	2	9	1
Houston	0	0	0	0	0	0	0	1	-	1	4	0

WP - Brown  
LP - Johnson  
SV - Hoffman

### GAME 2

Thursday, October 1 at Houston

SAN DIEGO	0	0	0	0	2	0	0	2	-	4	8	1
Houston	1	0	2	0	0	0	0	1	-	5	11	1

WP - Wagner  
LP - Miceli  
SV - None

### GAME 3

Saturday, October 3 at San Diego

Houston	0	0	0	0	0	1	0	0	-	1	4	0	
SAN DIEGO	0	0	0	0	0	1	1	0	x	-	2	3	0

WP - Miceli  
LP - Elarton  
SV - Hoffman

### GAME 4

Sunday, October 4 at San Diego

Houston	0	0	1	0	0	0	0	-	1	3	1	
SAN DIEGO	0	1	0	0	0	1	0	x	-	6	7	1

WP - Hitchcock  
LP - Johnson  
SV - None





# HISTORY & RECORDS

## 1998 NATIONAL LEAGUE CHAMPIONSHIP SERIES

The Braves had been the "Team of the '90s" in the National League, and after 106 regular season wins and a sweep of the Cubs in the Division Series they looked stronger than ever in 1998. With a starting rotation full of Cy Young Award winners and future Hall of Famers and the home-field advantage, Atlanta was given a considerable edge heading into the National League Championship Series.

The Padres had not played in the NLCS in 14 years, and their return was delayed even longer by Mother Nature as the start of the series opener at Turner Field was delayed 2:01 by rain. The game finally got started at 10:16 p.m. Not only did Game One start late, it also went long as the Padres needed a 10th-inning solo home run from Ken Caminiti to pull out a 3-2 series-opening victory. Starter Andy Ashby limited Atlanta to one run on five hits over 7.0 innings. Tony Gwynn went 2-for-5 with an RBI and Carlos Hernandez added a pair of hits.

With Kevin Brown taking the ball in Game Two, the underdog Padres were suddenly primed to take the first two games from the Braves in their home ballpark. Brown did not disappoint, continuing his postseason mastery with a complete game, three-hit shutout, fanning 11 batters. Quilvio Veras had three hits and an RBI in the victory. The Friars headed home up two games to none.

After out-pitching John Smoltz and Tom Glavine in Games One and Two, the Padres matched Sterling Hitchcock against four-time Cy Young winner Greg Maddux in Game Three. Hitchcock and four relievers combined to allow just one run on eight hits and struck out 12. Trailing, 2-1, the Braves had one last chance in the eighth with the bases loaded and two outs, but Trevor Hoffman came in from the pen to fan Javy Lopez. The Padres won again, 4-1, this time in front of 62,779 crazed fans at "The Q" (Qualcomm Stadium). San Diego moved to within one win of a trip to the World Series.

The Braves, however, refused to go down without a fight. An Andres Galaragga grand slam capped a six-run seventh, as Atlanta rallied for an 8-3 win in Game Four. The Braves then sent the series back to Atlanta with a stirring 7-6 win in Game Five. The key blow came on a three-run, eighth-inning homer by Michael Tucker off Kevin Brown. Brown had come out of the bullpen to try to protect a 4-2 lead. The long ball capped a five-run eighth, and the Braves hung on for a 7-6 win.

Back at Turner Field, Sterling Hitchcock took it upon himself to assure that the Braves would not become the first team in postseason history to overcome a three-games-to-none deficit. The eventual NLCS MVP struck out eight in 5.0 innings of two-hit, shutout ball. Locked in a scoreless duel with Tom Glavine, the Padres exploded for five runs in the sixth. Brian Boehringer, Mark Langston, Joey Hamilton and Trevor Hoffman then combined for 4.0 innings of no-hit, no-run relief, as the Padres advanced to their second World Series with a 5-0 win.

### GAME 1

Wednesday, October 7 at Atlanta

SAN DIEGO 0 0 0 0 1 0 0 1 0 1 - 3 7 0  
Atlanta 0 0 1 0 0 0 0 0 1 0 - 2 8 3

WP - Hoffman  
LP - Lichtenberg  
SV - Wall

### GAME 2

Thursday, October 8 at Atlanta

SAN DIEGO 0 0 0 0 0 1 0 0 2 - 3 11 0  
Atlanta 0 0 0 0 0 0 0 0 0 - 0 3 1

WP - Brown  
LP - Glavine  
SV - None

### GAME 3

Saturday, October 10 at San Diego

Atlanta 0 0 1 0 0 0 0 0 0 - 1 8 2  
SAN DIEGO 0 0 0 0 2 0 0 2 x - 4 7 0

WP - Hitchcock  
LP - Maddux  
SV - Hoffman

### GAME 4

Sunday, October 11 at San Diego

Atlanta 0 0 0 1 0 1 6 0 0 - 8 12 0  
SAN DIEGO 0 0 2 0 0 1 0 0 0 - 3 8 0

WP - Martinez  
LP - Hamilton  
SV - None

### GAME 5

Monday, October 12 at San Diego

Atlanta 0 0 0 1 0 1 0 5 0 - 7 14 1  
SAN DIEGO 2 0 0 0 0 2 0 0 2 - 6 10 1

WP - Rocker  
LP - Brown  
SV - Maddux

### GAME 6

Wednesday, October 14 at Atlanta

SAN DIEGO 0 0 0 0 0 5 0 0 0 - 5 10 0  
Atlanta 0 0 0 0 0 0 0 0 0 - 0 2 1

WP - Hitchcock  
LP - Glavine  
SV - None





# HISTORY & RECORDS

## 1998 WORLD SERIES

As they did in their first World Series appearance 14 years earlier, the Padres ran into a club coming off of one of the greatest seasons in Major League history when they faced the New York Yankees in the Fall Classic. In 1984, the Detroit Tigers had raced out to a 31-5 start en route to 104 regular season wins and an eventual Series victory over San Diego. This time around, the Yankees had tied an American League record with 114 regular season wins before edging out the Rangers and Indians in the AL playoffs. Although the Padres would go down in four consecutive games, they would not go down without a fight.

After falling behind 2-0 after two innings in the series opener at Yankee Stadium, the Friars stormed to a 5-2 lead on a two-run homer off the bat of Greg Vaughn in the third and back-to-back long balls by Tony Gwynn and Vaughn in the fifth. Gwynn's two-run shot, which bounced off the facade of the upper deck in right field, would be among the most memorable moments of his Hall-of-Fame career. The lead held up until the seventh inning, when New York exploded for seven runs on two swings of the bat. Chuck Knoblauch tied the game with a three-run homer. Five batters later, Tino Martinez slugged a game-winning grand slam as the Yanks went on to a 9-6 Series-opening victory.

The late-inning momentum carried into Game Two for the Bronx Bombers, who kept the Padres off the board in the top of the first when Paul O'Neill robbed Wally Joyner of extra-bases with a circus catch against the wall with two on and two out. New York then scored nine runs on 14 hits in the first five innings on the way to a 9-3 win and a commanding two games to none lead before the series shifted to the West Coast.

Although the odds were against their team, Padres fans kept the faith as they turned out in record numbers for Games Three and Four at Qualcomm Stadium. Sterling Hitchcock and David Cone matched each other pitch-for-pitch in Game Three until the sixth, when San Diego busted through in a scoreless game. An RBI single by Tony Gwynn followed by a throwing error gave the Padres a 2-0 lead. Ken Caminiti lifted a sacrifice fly two batters later, and the Padres led 3-0. But the Yankees came back again, with two in the seventh and three in the eighth on a back-breaking three-run homer off the bat of eventual World Series MVP Scott Brosius. The Padres closed to within 5-4 in the eighth and had the tying and winning runs on in the ninth before Mariano Rivera put out the fire and left the Yankees on the brink of the world championship.

In front of the largest crowd to ever see a baseball game in San Diego — 65,427 — the Padres and Yankees were locked in a scoreless tie in Game Four until the sixth, when New York broke through against Kevin Brown on an RBI groundout by Bernie Williams. Then in the eighth, the Yanks extended the lead on an RBI single by Brosius and a sac fly off the bat of Ricky Ledee. Rivera worked out of a bases-loaded jam in the eighth and shut down the Padres in the ninth as the Yankees closed out their 24th World Series Championship.

### GAME 1

Saturday, October 17 at New York

SAN DIEGO	0	0	2	0	3	0	0	1	0	-	6	8	1
New York	0	2	0	0	0	0	7	0	x	-	9	9	1

WP - Wells  
 LP - Wall  
 SV - Rivera

### GAME 2

Sunday, October 18 at New York

SAN DIEGO	0	0	0	0	1	0	0	2	0	-	3	10	1
New York	3	3	1	0	2	0	0	0	x	-	9	16	0

WP - Hernandez  
 LP - Ashby  
 SV - None

### GAME 3

Tuesday, October 20 at San Diego

New York	0	0	0	0	0	2	3	0	-	5	9	1	
SAN DIEGO	0	0	0	0	0	3	0	1	0	-	4	7	1

WP - Mendoza  
 LP - Hoffman  
 SV - Rivera

### GAME 4

Wednesday, October 21 at San Diego

New York	0	0	0	0	1	0	2	0	-	3	9	0	
SAN DIEGO	0	0	0	0	0	0	0	0	0	-	0	7	0

WP - Pettitte  
 LP - Brown  
 SV - Rivera



# HISTORY & RECORDS

## 2005 NATIONAL LEAGUE DIVISION SERIES

The Padres, crowned National League West Champions with an 82-80 record, traveled to St. Louis to face the NL Central Champion Cardinals in the second postseason meeting between the two clubs, having met in the 1996 NLDS.

San Diego sent National League strikeout leader Jake Peavy to the mound in Game One while the Cardinals, owners of the best regular season record in baseball with a mark of 100-62, countered with ace Chris Carpenter. Peavy was tagged for eight runs on eight hits over 4.1 innings and was forced from the game by a fractured rib suffered earlier that would sideline him for the rest of the playoffs. The Padres rallied late, scoring three runs in the ninth to cut the lead to 8-5 before Ramon Hernandez struck out with the bases loaded to end the game.

Pedro Astacio, the starting pitcher against the San Francisco Giants when the Padres clinched the NL West title on September 28, started for the Friars in Game Two at Busch Stadium. Despite allowing just three hits, Astacio was done in by three walks, including one to Albert Pujols that plated the Cardinals second run of the contest. The Padres scored two late runs and out-hit St. Louis for a second consecutive game, but fell by a score of 6-2. Mark Mulder earned the win, while Astacio was saddled with the loss.

The Padres returned to San Diego two days later, trailing two games to none, to host the first-ever postseason game at Petco Park. St. Louis shortstop David Eckstein led off the game with a single off Woody Williams, who had spent parts of four seasons from 2001-04 with the Cardinals. Two batters later, Eckstein would score on a double by Albert Pujols. In the second inning, Eckstein added a two-run home run while Reggie Sanders connected for a two-run double to give him a NLDS-record 10 RBI for the Series and the Cardinals a 5-0 lead after two frames. To their credit, the Bruce Bochy led Friars mounted another comeback after trailing 7-0 after five innings, but Jason Isringhausen retired Ryan Klesko with two on in the ninth inning to preserve a 7-4 victory and finish the three-game sweep.

### GAME 1

Tuesday, October 4 at St. Louis

SAN DIEGO 0 0 0 0 0 1 1 3 - 5 13 1  
St. Louis 1 0 3 0 4 0 0 0 x - 8 10 1

WP - Carpenter  
LP - Peavy  
SV - None

### GAME 2

Thursday, October 6 at St. Louis

SAN DIEGO 0 0 0 0 0 1 1 10 - 2 10 1  
St. Louis 0 0 2 2 0 0 2 0 x - 6 6 0

WP - Mulder  
LP - Astacio  
SV - None

### GAME 3

Saturday, October 8 at San Diego

St. Louis 1 4 0 0 2 0 0 0 - 7 13 1  
SAN DIEGO 0 0 0 0 2 0 1 1 0 - 4 9 0

WP - Morris  
LP - Williams  
SV - Isringhausen

HISTORY & RECORDS



**DIVISION  
SERIES™**  
**05**



# HISTORY & RECORDS

## 2006 NATIONAL LEAGUE DIVISION SERIES

San Diego won its second straight National League West Division title in 2006 and made back-to-back trips to the postseason for the first time in franchise history. The Padres finished with an identical 88-74 record as the Los Angeles Dodgers, but claimed the crown after winning the season series, 13-5.

The Friars drew the St. Louis Cardinals in the first-round of the playoffs for the second consecutive year, marking the third playoff meeting between the two clubs since 1996.

After taking two of three from the Cardinals in the final week of the regular season, the Padres sent ace Jake Peavy to the mound for Game One at Petco Park. Peavy blanked the Cards for 3.0 innings before giving up five runs over the next 2.1 frames. 2005 National League Cy Young Award winner Chris Carpenter limited San Diego to only one run as the Cardinals beat the Padres 5-1.

Following an off day, the Padres sent veteran David Wells to the mound for Game Two. Wells held St. Louis to only two runs over 5.0 innings, but was opposed by Jeff Weaver who combined with four relievers to blank San Diego 2-0 in front of a hometown crowd of 43,463.

Facing elimination, the Padres traveled to St. Louis for Game Three. Eleven-game winner Chris Young took the ball for San Diego and shut out the Cardinals for 6.2 innings at the new Busch Stadium. Russell Branyan gave the club its first lead in the series with a two-run double in the fourth inning, and all-time saves leader Trevor Hoffman pitched a perfect ninth for his first postseason save since the 1998 NLCS. The 3-1 win marked the first postseason victory for the Padres since clinching the National League Pennant in 1998.

St. Louis returned Carpenter to the mound for Game Four and he was countered by veteran Woody Williams. Both starters surrendered two runs in the first inning but Carpenter settled in to throw 6.0 scoreless frames. The Cardinals struck for four runs in the sixth as the eventual World Series Champions sent the Padres home after a 6-2 defeat.

### GAME 1

Tuesday, October 3 at San Diego

St. Louis 0 0 0 3 1 1 0 0 0 - 5 12 0  
SAN DIEGO 0 0 0 0 0 1 0 0 0 - 1 6 0

WP - Carpenter  
LP - Peavy  
SV - None

### GAME 2

Thursday, October 5 at San Diego

St. Louis 0 0 0 2 0 0 0 0 0 - 2 10 0  
SAN DIEGO 0 0 0 0 0 0 0 0 0 - 0 4 0

WP - Weaver  
LP - Wells  
SV - Wainwright

### GAME 3

Saturday, October 7 at St. Louis

SAN DIEGO 0 0 0 3 0 0 0 0 0 - 3 10 0  
St. Louis 0 0 0 0 0 0 1 0 - 1 5 2

WP - Young  
LP - Suppan  
SV - Hoffman

### GAME 4

Sunday, October 8 at St. Louis

SAN DIEGO 2 0 0 0 0 0 0 0 - 2 9 1  
St. Louis 2 0 0 0 4 0 0 x - 6 7 0

WP - Carpenter  
LP - Williams  
SV - None



# HISTORY & RECORDS

## ALL-TIME ROSTER (1969-2017)

Through the end of the 2017 season, 980 players have appeared in at least one game for the Padres.

### A ( 38 )

Abner, Shawn (1987-91)  
Acosta, Ed (1971-72)  
Adams, Mike (2008-11)  
Adkins, Jon (2006)  
Aldrete, Mike (1991)  
Alexander, Manny (2005-2006)  
Alfonzo, Eliezer (2009)  
Allen, Dusty (2000)  
Almanzar, Carlos (1999-2000)  
Almon, Bill (1974-79)  
Almonte, Abraham (2014-15)  
Alomar, Roberto (1988-90)  
Alomar Jr., Sandy (1988-89)  
Alonso, Yonder (2012-2015)  
Alou, Matty (1974)  
Alvarez, Gabe (2000)  
Alvarez, R.J. (2014)  
Amarista, Alexi (2012- 2016)  
Ambres, Chip (2008)  
Ambriz, Hector (2014)  
Andersen, Larry (1991-92)  
Anderson, Dwain (1973)  
Antonelli, Matt (2008-10)  
Arcia, Jose (1969-70)  
Arcia, Oswaldo (2016)  
Arias, Alex (2001)  
Arias, George (1997-99)  
Arlin, Steve (1969-74)  
Armstrong, Mike (1980-81)  
Asadoor, Randy (1986)  
Ashby, Andy (1993-99, 2004)  
Ashford, Tucker (1976-78)  
Astacio, Pedro (2005)  
Aurilia, Rich (2004)  
Asuaje, Carlos (2016- )  
Ausmus, Brad (1993-96)  
Aybar, Erick (2017)  
Azocar, Oscar (1991-92)

### B ( 85 )

Baek, Cha Seung (2008-09)  
Baerga, Carlos (1999)  
Baker, Chuck (1978, 1980)  
Baker, John (2012-13)  
Baldschun, Jack (1969-70)  
Banks, Josh (2008-09)  
Bard, Josh (2006-08)  
Barfield, Josh (2006)  
Barker, Kevin (2002)  
Barnes, Clint (2015)  
Barrett, Marty (1991)  
Barrett, Michael (2007-08)  
Bartlett, Jason (2011-12)  
Barton, Bob (1970-72, 1974)  
Bass, Anthony (2011-13)  
Bass, Randy (1980-82)  
Batchelor, Rich (1997)  
Baumann, Buddy (2016- )  
Baxter, Mike (2010)  
Bay, Jason (2003)  
Beamon, Trey (1997)  
Bean, Billy (1993-95)  
Beck, Rod (2003-04)  
Beckert, Glenn (1974-75)  
Bell, Derek (1993-94)  
Bell, Heath (2007-11)  
Bellhorn, Mark (2006)  
Benes, Andy (1989-95)  
Benoit, Joaquin (2014- 15)  
Bennett, Gary (2003)  
Bergman, Sean (1996-97)  
Bernal, Victor (1977)  
Berumen, Andres (1995-96)

### C ( 69 )

Cabrera, Everth (2009-2014)  
Cahill, Trevor (2017)  
Caldwell, Mike (1971-73)  
Cameron, Kevin (2007-08)  
Cameron, Mike (2006-2007)  
Caminiti, Ken (1995-98)  
Campbell, Dave (1970-73)  
Campbell, Mike (1994)  
Campos, Leonel (2014-16)  
Cannizzaro, Chris (1969-71, 1974)  
Cantu, Jorge (2011)  
Capps, Carter (2017- )  
Cardona, Javier (2002)  
Carlin, Luke (2008)  
Carlyle, Buddy (1999-2000)  
Carpenter, Andrew (2011)  
Carrillo, Cesar (2009-10)  
Carter, Joe (1990)  
Cash, Dave (1980)  
Cashner, Andrew (2012-16)  
Cassel, Jack (2007)

Cassidy, Scott (2005-2006)  
Castilla, Vinny (2006)  
Castillo, Tony (1978)  
Cedeno, Andujar (1995-96)  
Cedeno, Ronny (2013)  
Chacin, Jhoulys (2017- )  
Champion, Mike (1976-78)  
Chiffer, Floyd (1982-84)  
Cianfrocco, Archi (1993-98)  
Ciriaco, Pedro (2013)  
Cirillo, Jeff (2004)  
Clark, Brady (2007)  
Clark, Jack (1989-90)  
Clark, Jerald (1988-92)  
Clark, Jermaine (2003)  
Clark, Tony (2008)  
Clark, Phil (1993-95)  
Clarke, Horace (1974)  
Clemens, Paul (2016)  
Clement, Matt (1998-2000)  
Clements, Pat (1989-92)  
Colangelo, Mike (2001)  
Colbert, Nate (1969-74)  
Coleman, Dusty (2017- )  
Comstock, Keith (1987-88)  
Condrey, Clay (2002-03)  
Conrad, Brooks (2014)  
Coolbaugh, Scott (1991)  
Coombs, Danny (1970-71)  
Cora, Joey (1987, 1989-90)  
Cordero, Franchy (2017- )  
Córdoba, Allen (2017- )  
Corey, Bryan (2008)  
Corkins, Mike (1969-74)  
Corrales, Pat (1972-73)  
Correa, Kevin (2009-10)  
Cosart, Jarred (2016- )  
Costello, John (1991)  
Couchee, Mike (1983)  
Crabbe, Callix (2008)  
Crespo, Cesar (2001-02)  
Cruz, Deivi (2002)  
Cruz Jr., Jose (2007)  
Cunnane, Will (1997-2000)  
Cunningham, Aaron (2010- 2011)  
Curtis, John (1980-82)  
Cust, Jack (2006)  
Cyr, Eric (2002)

### D ( 43 )

D'Acquisto, John (1977-80)  
d'Arnaud, Chase (2017)  
Dade, Paul (1979-80)  
Darnell, James (2011-12)  
Darr, Mike (1999-2001)  
Dascenzo, Doug (1996)  
DaVanon, Jerry (1969)  
Davey, Tom (2000-02)  
Davis, Ben (1998-01)  
Davis, Bill (1969)  
Davis, Bob (1973, 1975-78)  
Davis, Jerry (1983, 1985)  
Davis, John (1990)  
Davis, Mark (1987-89, 1993-94)  
Davis, Storm (1987)  
Davis, Willie (1976)  
Deago, Roger (2003)  
Decker, Cody (2015)  
Dean, Tommy (1969-71)  
Decker, Jaff (2013)  
Decker, Marty (1983)  
Deduno, Samuel (2011)  
Deer, Rob (1996)  
Denorfla, Chris (2010-2014)  
De Haan, Kory (2000-02)





## ALL-TIME ROSTER (1969-2017)

De La Cruz, Eulogio (2009)  
 DeLeon, Luis (1982-85)  
 DeWitt, Matt (2002)  
 Deshaies, Jim (1992)  
 Despaigne, Odrisamer (2014-15)  
 Diaz, Miguel (2017- )  
 Dickerson, Alex (2015- )  
 Dilone, Miguel (1985)  
 Dishman, Glenn (1995-96)  
 Dobson, Pat (1970)  
 Dominguez, Jose (2016)  
 Dorsett, Brian (1991)  
 Doyle, Paul (1970)  
 Dravecky, Dave (1982-87)  
 Dukes, Tom (1969-70)  
 Dunne, Mike (1990)  
 Dupree, Mike (1976)  
 Durango, Luis (2009-10)

### E ( 19 )

Eaton, Adam (2000-05)  
 Eckstein, David (2009-10)  
 Edmonds, Jim (2008)  
 Edwards, Jon (2015- )  
 Edwards, Dave (1981-82)  
 Eichelberger, Juan (1978-82)  
 Eiland, David (1992-93)  
 Ekstrom, Mike (2008-09)  
 Elliott, Donnie (1994-95)  
 Elliott, Randy (1972, 1974)  
 Embree, Alan (2002, 2006)  
 Ensberg, Morgan (2007)  
 Erdos, Todd (1997, 2000)  
 Erlin, Robbie (2013- )  
 Esch, Jake (2017- )  
 Estes, Shawn (2006, 2008)  
 Ettles, Mark (1993)  
 Evans, Barry (1978-81)  
 Everitt, Leon (1969)

### F ( 28 )

Fahey, Bill (1979-80)  
 Falkenberg, Brian (2005, 2008)  
 Falu, Irving (2014)  
 Faries, Paul (1990-92)  
 Fernandez, Tony (1991-92)  
 Ferrara, Al (1969-71)  
 Fick, Robert (2004-05)  
 Fikac, Jeremy (2001-2002)  
 Fingers, Rollie (1977-80)  
 Finley, Steve (1995-98)  
 Fiore, Mike (1972)  
 Fireovid, Steve (1981, 1983)  
 Flaherty, John (1996-97)  
 Flannery, Tim (1979-89)  
 Florie, Bryce (1994-96)  
 Floyd, Cliff (2009)  
 Folkers, Rich (1975-76)  
 Forsythe, Logan (2011-13)  
 Foster, Alan (1975-76)  
 Francoeur, Jeff (2014)  
 Franklin, Jay (1971)  
 Freisleben, Dave (1974-78)  
 Friedrich, Christian (2016-17)  
 Frieri, Ernesto (2009-12)  
 Frisella, Danny (1975)  
 Fuentes, Reymond (2013)  
 Fuentes, Tito (1975-76)  
 Fulchino, Jeff (2011)

### G ( 58 )

Gale, Rocky (2015-2017)  
 Gallagher, Sean (2009-10)  
 Gamble, Oscar (1978)  
 Gant, Ron (2002)  
 Garces, Frank (2014-16)

Garcia, Carlos (1999)  
 Garcia, Jesse (2005)  
 Garcia, Ralph (1972, 1974)  
 Gardner, Jeff (1992-93)  
 Gardner, Wes (1991)  
 Garland, Jon (2010)  
 Garvey, Steve (1983-87)  
 Gaspar, Rod (1971, 1974)  
 Gaston, Clarence (1969-74)  
 Gaudin, Chad (2009)  
 Geer, Josh (2008-09)  
 Geren, Bob (1993)  
 Gerhardt, Rusty (1974)  
 Germano, Justin (2003-05, 2007-08)  
 Gerut, Jody (2008-09)  
 Giles, Brian (2003-09)  
 Giles, Marcus (2007)  
 Giovanola, Ed (1998-99)  
 Goddard, Joe (1972)  
 Goebbert, Jake (2014)  
 Gomez, Chris (1996-2001)  
 Gomez, Pat (1993)  
 Gonzalez, Adrian (2006-10)  
 Gonzalez, Alberto (2011)  
 Gonzalez, Alex (2004)  
 Gonzalez, Edgar (2008-09)  
 Gonzalez, Enrique (2008)  
 Gonzalez, Fernando (1978-79)  
 Gonzalez, Tony (1969)  
 Gonzalez, Wiki (1999-2003)  
 Gorman, Tom (1987)  
 Gossage, Rich (1984-87)  
 Grandal, Yasmani (2012-14)  
 Grant, Mark (1987-90)  
 Green, Gary (1986, 1989)  
 Greene, Khalil (2003-08)  
 Greer, Brian (1977, 1979)  
 Gregerson, Luke (2009-13)  
 Greif, Bill (1972-76)  
 Griffin, Mike (1982)  
 Griffin, Tom (1976-77)  
 Grubb, John (1972-76)  
 Guerrero, Tayron (2016)  
 Guevara, Carlos (2008)  
 Gutierrez, Ricky (1993-94)  
 Guzman, Domingo (1999-2000)  
 Guzman, Freddy (2004)  
 Guzman, Jesus (2011-13)  
 Gwosdz, Doug (1981-84)  
 Gwynn, Chris (1996)  
 Gwynn, Tony (1982-2001)  
 Gwynn Jr., Tony (2009-10)  
 Gyorko, Jedd (2013-2015)

### H ( 64 )

Hackman, Luther (2003)  
 Haeger, Charlie (2008)  
 Hahn, Don (1975)  
 Hahn, Jesse (2014)  
 Hairston, Scott (2007-09, 2010)  
 Hairston Jr., Jerry (2010)  
 Hamilton, Joey (1994-98)  
 Hammaker, Ailee (1990-91)  
 Hammond, Chris (2005)  
 Hampson, Justin (2007-08)  
 Hamren, Erik (2011)  
 Hand, Brad (2016- )  
 Hansen, Dave (2003-04)  
 Harang, Aaron (2011)  
 Hardy, Larry (1974-75)  
 Hargrove, Mike (1979)  
 Harris, Gene (1992-94)  
 Harris, Greg (1984)  
 Harris, Greg W. (1988-93)  
 Hawkins, Andy (1982-88)  
 Hawpe, Brad (2011)

Hayhurst, Dirk (2008)  
 Hayward, Ray (1986-87)  
 Headley, Chase (2007-14)  
 Hedges, Austin (2015- )  
 Henderson, Rickey (1996-97, 2001)  
 Hendrick, George (1977-78)  
 Henn, Sean (2008)  
 Hensley, Clay (2005-08)  
 Herbel, Ron (1970)  
 Herges, Matt (2003)  
 Hermanson, Dustin (1995-96)  
 Hermida, Jeremy (2011-12)  
 Hernandez, Carlos (1997-2000)  
 Hernandez, Enzo (1971-77)  
 Hernandez, Jeremy (1991-93)  
 Hernandez, Ramon (2004-05)  
 Herndon, Junior (2001)  
 Hessler, Keith (2016- )  
 Higgins, Kevin (1993)  
 Hilton, Dave (1972-75)  
 Hill, Shawn (2009)  
 Hinshaw, Alex (2012)  
 Hinshaw, George (1982-83)  
 Hitchcock, Sterling (1997- 2001, 2004)  
 Hoffman, Trevor (1993-2008)  
 Holbert, Ray (1994-95)  
 Holtz, Mike (2002)  
 Howard, Ben (2002-03)  
 Howard, Thomas (1990-92)  
 Howell, Jack (1991)  
 Hoyt, LaMarr (1985-86)  
 Hriniaak, Walt (1969)  
 Hubbard, Trenidad (2002)  
 Huber, Justin (2008)  
 Hudson, Orlando (2011-12)  
 Hundley, Nick (2008-14)  
 Hundley, Randy (1975)  
 Hunter, Cedric (2011)  
 Huntz, Steve (1970, 1975)  
 Hurst, Bruce (1989-93)  
 Hyers, Tim (1994-95)  
 Hynes, Colt (2013)  
 Hyzdu, Adam (2005)

### I ( 3 )

Iguchi, Tadahito (2008)  
 Iorg, Dane (1986)  
 Ivie, Mike (1971, 1974-77)

### J ( 31 )

Jackson, Damian (1999-2001, 2005)  
 Jackson, Danny (1997)  
 Jackson, Darrin (1989-92)  
 Jackson, Edwin (2016)  
 Jackson, Jay (2015)  
 Jackson, Roy Lee (1985)  
 James, Chris (1989)  
 Jankowski, Travis (2015- )  
 Jarvis, Kevin (2000-03)  
 Jay, Jon (2016)  
 Jefferson, Stan (1987-88)  
 Jestadt, Garry (1971-72)  
 Jeter, John (1971-72)  
 Jimenez, D'Angelo (2001-02)  
 Jodie, Brett (2001)  
 Johnson, Ben (2005-2006)  
 Johnson, Brian (1994-96)  
 Johnson, Erik (2016- )  
 Johnson, Jerry (1975-76)  
 Johnson, Jonathan (2002)  
 Johnson, Mike (1974)  
 Johnson, Rob (2011)  
 Johnstone, Jay (1979)  
 Jones, Bobby J. (2001-02)  
 Jones, Bobby M. (2002)  
 Jones, Chris (1997)

# HISTORY & RECORDS

## ALL-TIME ROSTER (1969-2017)

Jones, Jimmy (1986-88)  
Jones, Randy (1973-80)  
Jones, Ruppert (1981-83)  
Joshua, Von (1980)  
Joyner, Wally (1996-99)

### K ( 3 0 )

Kahaulua, Fred (1981)  
Kazmar, Sean (2008)  
Keisler, Randy (2003)  
Kelley, Dick (1969-71)  
Kelley, Shawn (2015)  
Kelly, Casey (2012-15)  
Kelly, Van (1969-70)  
Kemp, Matt (2015-16)  
Kendall, Fred (1969-76, 1979-80)  
Kennedy, Ian (2013-2015)  
Kennedy, Terry (1981-86)  
Kershner, Jason (2002)  
Kilkenny, Mike (1972)  
Kimbrel, Craig (2015)  
Kingman, Dave (1977)  
Kingsale, Gene (2002)  
Kinney, Dennis (1978-80)  
Kirby, Clay (1969-73)  
Kirkman, Michael (2016)  
Kivlehan, Patrick (2016)  
Klesko, Ryan (2000-2006)  
Knott, Jon (2004, 2006)  
Kolb, Brandon (2000)  
Kotsay, Mark (2001-03, 2012-13)  
Kouzmanoff, Kevin (2007-09)  
Kroon, Marc (1995, 1997-98)  
Krueger, Bill (1994-95)  
Krug, Chris (1969)  
Kruk, John (1986-89)  
Kubiak, Ted (1975-76)

### L ( 5 3 )

LaForest, Pete (2007)  
Lamet, Dinelson (2017- )  
Lampkin, Tom (1990-92, 2002)  
Lancellotti, Rick (1982)  
Lane, Jason (2007, 2014-15)  
Langston, Mark (1998)  
Lankford, Ray (2001-02)  
Lansford, Joe (1982-83)  
LaPoint, Dave (1986)  
LaRocca, Greg (2000)  
Latos, Mat (2009-2011)  
Lawrence, Brian (2001-05)  
Laxton, Bill (1971, 1974)  
Layne, Tommy (2012-13)  
LeBlanc, Wade (2008-11)  
Lee, David (2001)  
Lee, Derrek (1997)  
Lee, Leron (1971-73)  
Lee, Mark (1978-79)  
Lee, Zach (2017)  
Ledezma, Wil (2007-08)  
Lefebvre, Joe (1981-83)  
Lefferts, Craig (1984-87, 1990-92)  
Leiper, Dave (1987-89)  
Leone, Justin (2006)  
Lewis, Jim (1991)  
Leyritz, Jim (1998-99)  
Lezcano, Sixto (1982-83)  
Libran, Francisco (1969)  
Lillquist, Derek (1990-91)  
Linebrink, Scott (2003-2007)  
Liriano, Rymer (2014- 2015)  
Littlefield, John (1981)  
Livingstone, Scott (1994-97)  
Lloyd, Kyle (2017- )  
Lobaton, Jose (2009)  
Lockhart, Keith (1994, 2003)  
Locklear, Gene (1973-76)

Loewer, Carlton (2001, 2003)  
Lolich, Mickey (1978-79)  
Lollar, Tim (1981-84)  
Long, Joey (1997)  
Long, Terrence (2004)  
Lopez, Arturo (2009)  
Lopez, Luis (1993-94, 1996)  
Lopez, Rodrigo (2000)  
Loretta, Mark (2003-05)  
Lucas, Gary (1980-83)  
Ludwick, Ryan (2010-11)  
Luebke, Cory (2010-12)  
Lundquist, David (2001-02)  
Lyles, Jordan (2017- )  
Lynn, Fred (1990)

### M ( 8 9 )

Mabry, John (2000)  
Macias, Drew (2007-09)  
Mack, Shane (1987-88)  
Mackowiak, Rob (2007)  
Maddux, Greg (2007-08)  
Maddux, Mike (1991-92)  
Magadan, Dave (1999-2001)  
Manuel, Jerry (1982)  
Margot, Manuel (2016- )  
Marquis, Jason (2012-13)  
Marshall, Dave (1973)  
Martin, Al (2000)  
Martinez, Carmelo (1984-89)  
Martinez, Jose (1994)  
Martinez, Luis (2011)  
Martinez, Pedro (1993-94)  
Mason, Don (1971-73)  
Mason, Roger (1993)  
Mateo, Marcos (2015- )  
Maton, Phil (2017- )  
Matos, Julius (2002)  
Matthews, Mike (2003)  
Matthews Jr., Gary (1999, 2003)  
Maurer, Brandon (2015-17)  
Maurer, Dave (2000-01)  
Mauser, Tim (1993-95)  
May, Darrell (2005)  
Maybin, Cameron (2011-14)  
Mazzoni, Cory (2015-17)  
McAndrew, Jim (1974)  
McAnulty, Paul (2005-08)  
McBean, Alvin (1969)  
McCool, Billy (1969)  
McCovey, Willie (1974-76)  
McCullers, Lance (1985-88)  
McDavid, Ray (1994-95)  
McElroy, Chuck (2001)  
McGrath, Kyle (2017- )  
McGriff, Fred (1991-93)  
McIntosh, Joe (1974-75)  
McLeary, Marty (2004)  
McReynolds, Kevin (1983-86)  
Meadows, Brian (2000)  
Medica, Tommy (2013-14)  
Melendez, Jose (1991-92)  
Melendez, Luis (1976-77)  
Mellville, Tim (2017)  
Menhart, Paul (1997)  
Mendez, Donald (2001, 2003)  
Meredith, Cia (2006-09)  
Merloni, Lou (2003)  
Metzger, Butch (1975-77)  
Miceli, Dan (1998-99)  
Middlebrook, Jason (2001-02)  
Middlebrooks, Will (2015)  
Mikolas, Miles (2012-13)  
Miller, Bob (1971, 1973)  
Miller, Ed (1984)  
Mirabelli, Doug (2006)  
Mitchell, Kevin (1987)

Monge, Sid (1983-84)  
Montanez, Willie (1980)  
Montefusco, John (1982-83)  
Montgomery, Steve (2000)  
Moore, Adam (2014)  
Morales, Jerry (1969-73)  
Morales, Rich (1973-74)  
Moreland, Keith (1988)  
Moreno, Edwin (2009)  
Moreno, Jose (1981)  
Moreno, Juan (2002)  
Morrow, Brandon (2015- )  
Morton, Colt (2007-08)  
Moseley, Dustin (2011-12)  
Moses, Jerry (1975)  
Mota, Jose (1991)  
Mouton, James (1998)  
Mujica, Edward (2009-10)  
Mulligan, Sean (1996)  
Mumphrey, Jerry (1980)  
Mura, Steve (1978-81)  
Murphy, Dan (1989)  
Murray, Heath (1997, 1999)  
Murrell, Ivan (1969-73)  
Myers, Greg (1998-99)  
Myers, Randy (1992, 1998)  
Myers, Rodney (2000-02)  
Myers, Wil (2015- )  
Myrow, Bryan (2007-08)

### N ( 2 2 )

Nady, Xavier (2000, 2003-05, 2014)  
Nagy, Charles (2003)  
Neal, Blaine (2004)  
Nelson, Chris (2014)  
Nelson, Rob (1987-90)  
Neshek, Pat (2011)  
Nevin, Phil (1999-05)  
Newfield, Marc (1995-96)  
Newhan, David (1999-2000)  
Nettles, Graig (1984-86)  
Nicholson, Kevin (2000)  
Nickle, Doug (2002)  
Niekro, Joe (1969)  
Nieves, Melvin (1993-95)  
Nieves, Wil (2002, 2015)  
Nolte, Eric (1987-89, 1991)  
Noonan, Nick (2016)  
Norman, Fred (1971-73)  
Norris, Bud (2015)  
Norris, Derek (2015-2016)  
Nunez, Jose (2001-2002)  
Nyman, Gerry (1970)

### O ( 1 6 )

Ohlendorf, Ross (2012)  
Ojeda, Miguel (2003-05)  
Olivo, Miguel (2005)  
Oquist, Mike (1996)  
Oropesa, Eddie (2004)  
Orsoco, Jesse (2003)  
Osting, Jimmy (2001)  
O'Sullivan, Sean (2013)  
Osuna, Al (1996)  
Osuna, Antonio (2004)  
Otsuka, Akinori (2004-05)  
Overton, Dillon (2017- )  
Owchinko, Bob (1976-79)  
Owens, Eric (1999-2000)  
Owings, Micah (2012)  
Oxspring, Chris (2005)

### P ( 4 1 )

Pagliarulo, Mike (1989-90)  
Palacios, Vicente (2000)  
Palmer, Lowell (1974)  
Palmer, Matt (2012)



## ALL-TIME ROSTER (1969-2017)

Parent, Mark (1986-90)  
 Park, Chan Ho (2005-2006)  
 Parrino, Andy (2011-12)  
 Patterson, Bob (1985)  
 Patterson, Eric (2011)  
 Patterson, Scott (2008)  
 Patton, Troy (2014)  
 Payton, Jay (2004)  
 Pearson, Jason (2002)  
 Peavy, Jake (2002-09)  
 Pelaez, Alex (2002)  
 Pena, Roberto (1969)  
 Perdomo, Luis (2009-10)  
 Perdomo, Luis (2016- )  
 Perez, Oliver (2002-03)  
 Perez, Santiago (2001)  
 Perkins, Broderick (1978-82)  
 Perlozzo, Sammy (1979)  
 Perry, Gaylord (1978-79)  
 Petagine, Roberto (1995)  
 Peterson, Adam (1991)  
 Peterson, Jace (2014)  
 Pettis, Gary (1992)  
 Phillips, Kyle (2011)  
 Phillips, Mike (1981)  
 Phoebus, Tom (1971-72)  
 Piazza, Mike (2006)  
 Pickford, Kevin (2002)  
 Pirela, Jose (2016- )  
 Pittman, Joe (1982)  
 Plantier, Phil (1993-95, 1997)  
 Podres, Johnny (1969)  
 Pomeranz, Drew (2016)  
 Poreda, Aaron (2009)  
 Presley, Jim (1991)  
 Puffer, Brandon (2004)  
 Pyznarski, Tim (1986)

### Q ( 5 )

Quackenbush, Kevin (2014-17)  
 Qualls, Chad (2011)  
 Quantrill, Paul (2005)  
 Quentin, Carlos (2012-2014)  
 Quintero, Humberto (2003-04)

### R ( 70 )

Rader, Doug (1976-77)  
 Rakers, Aaron (2007)  
 Ramirez, Alexei (2016)  
 Ramirez, Mario (1981-85)  
 Ramirez, Roberto (1998)  
 Ramos, Cesar (2009-10)  
 Randa, Joe (2005)  
 Ransom, Cody (2013)  
 Rasmussen, Dennis (1983, 1988-91)  
 Rasmussen, Eric (1978-80)  
 Rea, Colin (2015- )  
 Ready, Randy (1986-89)  
 Rearick, Chris (2015- )  
 Reberger, Frank (1969)  
 Redding, Tim (2005)  
 Reed, Jody (1995-96)  
 Reed, Steve (2002)  
 Reineke, Chad (2008)  
 Relaford, Desi (2000)  
 Renfroe, Hunter (2016- )  
 Rettenmund, Merv (1976-77)  
 Reyes, Carlos (1998, 1999, 2000)  
 Reyes, Denny (2005)  
 Reynolds, Don (1978-79)  
 Reynolds, Ken (1976)  
 Reynolds, Ronn (1990)  
 Richard, Clayton (2009-13, 2016- )  
 Richards, Gene (1977-83)  
 Riggs, Adam (2001)  
 Ring, Royce (2007)  
 Rivera, Mike (2003)

Rivera, Rene (2013-14)  
 Rivera, Roberto (1999)  
 Rivera, Ruben (1997-2000)  
 Rizzo, Anthony (2011)  
 Roa, Joe (2003)  
 Roach, Donn (2014)  
 Roberts, Dave A. (1969-71)  
 Roberts, Dave R. (2005-2006)  
 Roberts, Dave W. (1972-75, 1977-78)  
 Roberts, Leon (1986, '88-91, '94-95)  
 Robinson, Chris (2013)  
 Robinson, Dave (1970-71)  
 Robinson, Kerry (2004)  
 Robles, Oscar (2007)  
 Robles, Rafael (1969-70, 1972)  
 Rodney, Fernando (2016)  
 Rodriguez, Aurelio (1980)  
 Rodriguez, Eddy (2012)  
 Rodriguez, Edwin (1983, 1985)  
 Rodriguez, Luis (2008-09)  
 Rodriguez, Rich (1990-93)  
 Rodriguez, Roberto (1970)  
 Roenicke, Ron (1984)  
 Romero, Mandy (1997-98)  
 Romo, Vicente (1973-74)  
 Rondon, Jose (2016- )  
 Rosales, Adam (2016)  
 Rosenberg, Steve (1991)  
 Roskos, John (2000)  
 Ross, David (2005)  
 Ross, Gary (1969-74)  
 Ross, Tyson (2013- )  
 Royster, Jerry (1985-86)  
 Ruberto, Sonny (1969)  
 Ruiz, Jose (2017- )  
 Rusch, Glendon (2008)  
 Russell, Adam (2009-10)  
 Rzepczynski, Marc (2015)

### S ( 92 )

Sager, A.J. (1994)  
 Salazar, Luis (1980-84, 1987, 1989)  
 Salazar, Oscar (2009-10)  
 Sanchez, Duane (2009)  
 Sanchez, Hector (2016- )  
 Sanders, Reggie (1999)  
 Sanders, Scott (1993-96, 1998)  
 Santiago, Benito (1986-92)  
 Santonni, Al (1969-71)  
 Sardinias, Luis (2016-17)  
 Sawyer, Rick (1976-77)  
 Scanlon, Pat (1977)  
 Schaeffer, Mark (1972)  
 Schimpf, Ryan (2016- )  
 Schiraldi, Calvin (1989-90)  
 Schulze, Don (1989)  
 Scott, John (1974-75)  
 Scott, Tim (1991-93, 1997)  
 Scribner, Evan (2011)  
 Seanez, Rudy (1993, 2001, 2005, 2006)  
 Sears, Todd (2003)  
 Selma, Dick (1969)  
 Seminara, Frank (1992-93)  
 Serafini, Dan (2000)  
 Serrano, Wascar (2001)  
 Severinsen, Al (1971-72)  
 Sharon, Dick (1975)  
 Sheets, Andy (1998)  
 Sheffield, Gary (1992-93)  
 Sherman, Darrell (1993)  
 Shields, James (2015-16)  
 Shiell, Jason (2002)  
 Shirley, Craig (1991-94, 1996-97)  
 Shipley, Bob (1977-80)  
 Show, Eric (1981-90)  
 Shumpert, Terry (1997)  
 Siebert, Paul (1977)  
 Siebert, Sonny (1975)  
 Sierra, Candy (1988)  
 Sikorski, Brian (2006)  
 Silva, Walter (2009)  
 Simpson, Steve (1972)  
 Sipin, John (1969)  
 Sisk, Tommy (1969)  
 Slaughter, Don (1997)  
 Sledge, Terrmel (2006-2007)  
 Slocum, Ron (1969-71)  
 Slocumb, Heathcliff (2000)  
 Smith, Burch (2013)  
 Smith, Jake (2016- )  
 Smith, Ozzie (1978-81)  
 Smith, Pete (1997-98)  
 Smith, Seth (2014)  
 Snook, Frank (1973)  
 Solarte, Yangervis (2014- )  
 Solis, Ali (2012)  
 Sosa, Elias (1983)  
 Spangenberg, Cory (2014- )  
 Spence, Josh (2011-12)  
 Spencer, Stan (1998-2000)  
 Spiezio, Ed (1969-72)  
 Spillner, Dan (1974-78)  
 Sprague, Ed (2000)  
 Stablein, George (1980)  
 Stahl, Larry (1969-72)  
 Stairs, Matt (2010)  
 Stammen, Craig (2017- )  
 Stanley, Fred (1972)  
 Stansberry, Craig (2007-09)  
 Staton, Dave (1993-94)  
 Stauffer, Tim (2005-2014)  
 Steels, James (1987)  
 Stephenson, Phil (1989-92)  
 Steverson, Todd (1996)  
 Stewart, Chris (2010)  
 Stilwell, Kurt (1992-93)  
 Stimac, Craig (1980-81)  
 Stoddard, Bob (1986)  
 Stoddard, Tim (1985-86)  
 Stone, Ricky (2004)  
 Street, Huston (2012-2014)  
 Strom, Brent (1975-77)  
 Stults, Eric (2012-2014)  
 Summers, Champ (1984)  
 Suppan, Jeff (2012)  
 Sutherland, Gary (1977)  
 Sweeney, Brian (2004, 2006)  
 Sweeney, Mark (1997-98, 2002, 2005)  
 Sweet, Rick (1978)  
 Swisher, Steve (1981-82)  
 Szczur, Matt (2017- )  
 Szuminski, Jason (2004)

### T ( 36 )

Tabaka, Jeff (1994-95)  
 Tankersley, Dennis (2002-2004)  
 Tatum, Jim (1996)  
 Taylor, Kerry (1993-94)  
 Taylor, Ron (1972)  
 Tejada, Miguel (2010)  
 Tekotte, Blake (2011-12)  
 Tellman, Tom (1979-80)  
 Tenace, Gene (1977-80)  
 Templeton, Garry (1982-91)  
 Terrell, Walt (1989)  
 Teufel, Tim (1991-93)  
 Tewksbury, Bob (1996)  
 Thatcher, Joe (2007-13)  
 Thayer, Dale (2012- 2015)  
 Thomas, Derrel (1972-74, 1978)  
 Thompson, Jason (1996)  
 Thompson, Mike (2006-2007)  
 Thon, Dickie (1988)  
 Thornton, Matt (2016)

# HISTORY & RECORDS

## ALL-TIME ROSTER (1969-2017)

Thurmond, Mark (1983-86)  
Tingley, Ron (1982)  
Tolan, Bobby (1974-75, 1979)  
Toliver, Fred (1989)  
Tollberg, Brian (2000-2003)  
Tomko, Brett (2002, 2007, 2008)  
Tomlin, Dave (1974-77)  
Torrealba, Yorvit (2010)  
Torrens, Luis (2017- )  
Torres, Alex (2014)  
Torres, Hector (1975-76)  
Torres, Jose (2016- )  
Trammell, Bubba (2001-03)  
Troedson, Rich (1973-74)  
Trujillo, J.J. (2002)  
Turner, Jerry (1974-81, 1983)

### U ( 3 )

Upton, Justin (2015)  
Upton, Melvin (2015-16)  
Urrea, John (1981)

### V ( 26 )

Valdez, Ismael (2004)  
Valdez, Jose (2017- )  
Valdez, Rafael (1990)  
Valdez, Wilson (2005)  
Valentine, Bobby (1975-77)  
Valenzuela, Fernando (1995-97)  
Vander Wal, John (1998-99)  
VanRyn, Ben (1998)  
Vargas, Cesar (2016- )  
Vatcher, Jim (1991-92)  
Vaughn, Greg (1996-98)  
Vazquez, Ramon (2002-04)  
Velandia, Jorge (1997)  
Velasquez, Guillermo (1992-93)  
Venable, Will (2008- 2015)  
Veras, Dario (1996-97)  
Veras, Quilvio (1997-99)  
Victorino, Shane (2003)  
Villafrute, Brandon (2002-2003)  
Villanueva, Carlos (2016)  
Villanueva, Christian (2017- )  
Villone, Ron (1995-96)  
Vincent, Nick (2012- )  
Vitiello, Joe (2000)  
Volquez, Edinson (2012-13)  
Vosberg, Ed (1986, 1998-99)

### W ( 53 )

Walker, Kevin (2000-03)  
Walker, Pete (1996)  
Walker, Todd (2006)  
wall, Donne (1995-2000)  
Wallace, Brett (2015)  
Walter, Gene (1985-86)  
Walters, Dan (1992-93)  
Ward, Kevin (1991-92)  
Wasinger, Mark (1986)  
Watkins, Steve (2004)  
Weaver, Jered (2017)  
Webb, Ryan (2009-10)  
Weber, Thad (2013)  
Webster, Ramon (1970-71)  
Weeks, Jemile (2016)  
Wehrmeister, Dave (1976-78)  
Welsh, Chris (1981-83)  
Wells, David (2004, 2006-2007)  
Wells, Jared (2008)  
Wells, Kip (2012)  
Wengert, Don (1998)  
Werner, Andrew (2012)  
Whisenant, Matt (1999-2000)  
White, Rondell (2003)  
Whitehurst, Wally (1993-94)  
Whiteside, Matt (1999-2000)

Whitson, Ed (1983-84, 1986-91)  
Wieland, Joe (2012-14)  
Wiggins, Alan (1981-85)  
Wiley, Mark (1978)  
Wilhelm, Jim (1978-79)  
Wilkins, Rick (2001)  
Williams, Bernie (1974)  
Williams, Brian (1995)  
Williams, Eddie (1990, 1994-95, 1998)  
Williams, George (2000)  
Williams, Jim (1969-70)  
Williams, Randy (2005)  
Williams, Woody (1999-2001, 2005-06)  
Williamson, Scott (2006)  
Willis, Ron (1970)  
Wilson, Earl (1970)  
Wilson, Josh (2009)  
Winfield, Dave (1973-80)  
Wise, Rick (1980-82)  
Witasick, Jay (2000-01, 2003-04)  
Witt, Kevin (2001)  
Wojna, Ed (1985-87)  
Wolf, Randy (2008)  
Wood, Travis (2017)  
Worrell, Tim (1993-97)  
Wright, Jaret (2003)  
Wynne, Marvell (1986-89)

### X ( 0 )

None

### Y ( 3 )

Yates, Kirby (2017- )  
Young, Chris (2006-10)  
Young, Eric (2005-06)

### Z ( 1 )

Zawadzki, Lance (2010)

## MANAGERS ( 18 )

Black, Bud (2007-2015)  
Bochy, Bruce (1995-2006)  
Boros, Steve (1986)  
Bowa, Larry (1987-88)  
Coleman, Jerry (1980)  
Craig, Roger (1978-79)  
Dark, Alvin (1977)  
Gomez, Preston (1969-72)  
Green, Andy (2016- )  
Howard, Frank (1981)  
McKeon, Jack (1988-90)  
McNamara, John (1974-77)  
Murphy, Pat (2015)  
Riddoch, Greg (1987-90)  
Rigney, Bill (1975)  
Roarke, Mike (1991-93)  
Roberts, Dave (2011-2015)  
Rodriguez, Eddie (2016)  
Roof, Phil (1978)  
Sherry, Norm (1982-84)  
Siebert, Sonny (1994-95)  
Simmons, Ted (2009-10)  
Sisler, Dick (1975-76)  
Skinner, Bob (1970-73, 1977)  
Smith, Dave (1999-01)  
Snyder, Jim (1991-92)  
Sommers, Denny (1988-90)  
Stevens, Ed (1981)  
Stewart, Dave (1998)  
Tolan, Bobby (1980-83)  
Trammell, Alan (2000-02)  
Valentin, Jose (2014-15)  
Vazquez, Ramon (2017)  
Virgil, Ozzie (1982-85)  
Waller, Tye (1995, 2006)  
Warthen, Dan (1996-97)  
Washington, Johnny (2017- )  
Wietelmann, Whitey (1969-79)  
Williams, Don (1977-80)  
Zimmer, Don (1972)  
Zinter, Alan (2016-17)

## COACHES ( 85 )

Akerfelds, Darrel (2001-12)  
Alomar, Sandy (1986-90)  
Amalfitano, Joe (1976-77)  
Anderson, Sparky (1969)  
Balsley, Darren (2003- )  
Bialas, Dave (1993-94)  
Blair, Willie (2013- 2015)  
Bloomfield, Jack (1974)  
Bochy, Bruce (1993-94)  
Bochtler, Doug (2016- )  
Booker, Greg (1997-2003)  
Brinkman, Eddie (1981)  
Brock, Tarrik (2016)  
Cisco, Galen (1985-87)  
Colbert, Craig (2007-08)  
Craig, Roger (1969-72, 1976-78)

Davenport, Jim (1974-75)  
Dobson, Pat (1988-90)  
Dunlop, Harry (1983-87)  
Espy, Duane (2000-02)  
Estrada, Chauck (1978-81)  
Flannery, Tim (1996-2002)  
Garcia, Dave (1970-73)  
Heist, Al (1980)  
Herman, Billy (1978-79)  
Hoffman, Glenn (2006- )  
Jones, Deacon (1984-87)  
Jones, Jimmy (2012)  
Joyner, Wally (2007-08)  
Kimm, Bruce (1991-92)  
Kotsay, Mark (2015)  
Krol, Jack (1981-86)  
Lefebvre, Jim (2009)  
Little, Grady (1996)  
Lopes, Davey (1995-99, 2003-05)  
Mathews, Jonathan (2017- )  
Magadan, Dave (2003-2006)  
Mallof, Jack (1990)  
McCullough, Clyde (1980-82)  
McGwire, Mark (2016- )  
Meacham, Bobby (2007)  
Moon, Wally (1969)  
Morgan, Tom (1975)  
Muser, Tony (2003-2006)  
Nettles, Graig (1995)  
Oglivie, Ben (2000)  
Otis, Amos (1988-90)  
Phillips, Dick (1980)  
Picciolo, Rob (1990-2005)  
Plantier, Phil (2012-2014)  
Podres, Johnny (1973)  
Posedel, Bill (1974)  
Powell, Alonzo (2012- )  
Rader, Doug (1978-79)  
Radison, Dan (1993-94)  
Ready, Randy (2009-11)  
Rettenmund, Merv (1991-99, 2006-07)  
Renteria, Rick (2008-13)  
Riddoch, Greg (1987-90)  
Rigney, Bill (1975)  
Roarke, Mike (1991-93)  
Roberts, Dave (2011-2015)  
Rodriguez, Eddie (2016)  
Roof, Phil (1978)  
Sherry, Norm (1982-84)  
Siebert, Sonny (1994-95)  
Simmons, Ted (2009-10)  
Sisler, Dick (1975-76)  
Skinner, Bob (1970-73, 1977)  
Smith, Dave (1999-01)  
Snyder, Jim (1991-92)  
Sommers, Denny (1988-90)  
Stevens, Ed (1981)  
Stewart, Dave (1998)  
Tolan, Bobby (1980-83)  
Trammell, Alan (2000-02)  
Valentin, Jose (2014-15)  
Vazquez, Ramon (2017)  
Virgil, Ozzie (1982-85)  
Waller, Tye (1995, 2006)  
Warthen, Dan (1996-97)  
Washington, Johnny (2017- )  
Wietelmann, Whitey (1969-79)  
Williams, Don (1977-80)  
Zimmer, Don (1972)  
Zinter, Alan (2016-17)







**SD**<sup>TM</sup>

OPPONENTS

---



# OPPONENTS

## ARIZONA DIAMONDBACKS

Stadium ..... Chase Field (1998)  
 Capacity ..... 48,618  
 Dimensions (LF-CF-RF) ..... 330-407-335  
 2017 Record and Finish ..... 93-69, 2nd Place, NL West  
 EVP/General Manager ..... Mike Hazen  
 Manager ..... Torey Lovullo (2nd Season)

### ALL-TIME MARKS vs. ARI

Last Season vs. D-Backs ..... 8-11 (.421)  
 Best Season vs. D-Backs ..... 9-3 (.750) in 1998  
 Most runs in game by SD ..... 14 (2x), last 5/17/06  
 Most runs in game by ARI ..... 15, 6/8/17  
 Longest Winning Streak ..... 7 Games, 7/2 - 9/7/12  
 Longest Losing Streak ..... 8 games, 4/25 - 9/30/99

### LAST TIME THE PADRES SWEEPED A...

3-game series in SD (7x) ..... June 14-15, 2013  
 3-game series in ARI (2x) ..... Aug. 24-26, 2012  
 4-game series in SD (1x) ..... April 10-13, 1998  
 4-game series in ARI ..... Never

## CHICAGO CUBS

Stadium ..... Wrigley Field (1914)  
 Capacity ..... 41,395  
 Dimensions (LF-CF-RF) ..... 355-400-353  
 2017 Record and Finish ... 92-70, 1st Place, NL Central  
 EVP/General Manager ..... Jed Hoyer  
 Manager ..... Joe Maddon (4th Season)

### ALL-TIME MARKS vs. CHC

Last Season vs. Cubs ..... 4-2 (.667)  
 Best Season vs. Cubs ..... 7-0 (1.000) in 2006  
 Most runs in game by SD ..... 14, 5/10/87  
 Most runs in game by CHC ..... 23, 5/17/77  
 Longest Winning Streak ..... 7 Games, 5/5-14/2015  
 Longest Losing Streak ..... 9 games, 8/19/70 - 5/16/71

### LAST TIME THE PADRES SWEEPED A...

3-game series in SD (6x) ..... May 29-31, 2017  
 3-game series in CHC (4x) ..... May 12-14, 2006  
 4-game series in SD (1x) ..... May 5-8, 2006  
 4-game series in CHC (1x) ..... August 16-19, 2010

## COLORADO ROCKIES

Stadium ..... Coors Field (1995)  
 Capacity ..... 50,144  
 Dimensions (LF-CF-RF) ..... 347-415-350  
 2017 Record and Finish ..... 87-75, 3rd Place, NL West  
 EVP/General Manager ..... Jeff Bridich  
 Manager ..... Bud Black (2nd Season)

### ALL-TIME MARKS vs. COL

Last Season vs. Rockies ..... 7-12 (.368)  
 Best Season vs. Rockies ..... 9-4 (.692) in 1999  
 Most runs in game by SD ..... 16 (3x), last 4/9/16  
 Most runs in game by COL ..... 20, 9/20/05  
 Longest Winning Streak ..... 7 Games (2x), last 5/1 - 8/15/2015  
 Longest Losing Streak ..... 7 games, 6/3-9/16/2017

### LAST TIME THE PADRES SWEEPED A...

3-game series in SD (6x) ..... May 1-3, 2015  
 3-game series in COL (2x) ..... September 19-21, 2011  
 4-game series in SD (1x) ..... June 25-28, 1999  
 4-game series in COL ..... Never

## ATLANTA BRAVES

Stadium ..... SunTrust Park (2017)  
 Capacity ..... 41,084  
 Dimensions (LF-CF-RF) ..... 335-400-325  
 2017 Record and Finish ..... 72-90, 3rd Place, NL East  
 EVP/General Manager ..... Alex Anthopoulos  
 Manager ..... Brian Snitker (2nd Full Season)

### ALL-TIME MARKS vs. ATL

Last Season vs. Braves ..... 2-5 (.286)  
 Best Season vs. Braves ..... 5-1 (.833) in 2005, 2013  
 Most runs in game by SD ..... 17, 4/12/2010  
 Most runs in game by ATL ..... 16, 6/1/1990  
 Longest Winning Streak ..... 7 Games, 6/28 - 9/10/72  
 Longest Losing Streak ..... 15 games, 4/18 - 9/15/74

### LAST TIME THE PADRES SWEEPED A...

3-game series in SD (6x) ..... August 17-19, 2015  
 3-game series in ATL (3x) ..... August 1-3, 1989  
 4-game series in SD (2x) ..... May 29-31, 1979  
 4-game series in ATL (2x) ..... July 25-27, 1975

## CINCINNATI REDS

Stadium ..... Great American Ball Park (2003)  
 Capacity ..... 42,271  
 Dimensions (LF-CF-RF) ..... 328-404-325  
 2017 Record and Finish ... 68-94, 5th Place, NL Central  
 EVP/General Manager ..... Dick Williams  
 Manager ..... Bryan Price (5th Season)

### ALL-TIME MARKS vs. CIN

Last Season vs. Reds ..... 4-3 (.571)  
 Best Season vs. Reds ..... 11-1 (.917) in 1998  
 Most runs in game by SD ..... 15 (4x), last 8/14/87  
 Most runs in game by CIN ..... 15 (2x), last 8/4/02  
 Longest Winning Streak ..... 10 Games, 4/7/98 - 5/14/99  
 Longest Losing Streak ..... 9 games (2x), last 9/18/92-6/25/93

### LAST TIME THE PADRES SWEEPED A...

3-game series in SD (10x) ..... June 12 - June 14, 2017  
 3-game series in CIN (4x) ..... May 4-6, 2001  
 4-game series in SD ..... Never  
 4-game series in CIN ..... Never

## LOS ANGELES DODGERS

Stadium ..... Dodger Stadium (1962)  
 Capacity ..... 56,000  
 Dimensions (LF-CF-RF) ..... 330-395-330  
 2017 Record and Finish ..... 104-58, 1st Place, NL West  
 EVP/General Manager ..... Farhan Zaidi  
 Manager ..... Dave Roberts (3rd Season)

### ALL-TIME MARKS vs. LAD

Last Season vs. Dodgers ..... 6-13 (.316)  
 Best Season vs. Dodgers ..... 9-3 (.750) in 1999  
 Most runs in game by SD ..... 14 (2x), last 6/27/1995  
 Most runs in game by LAD ..... 19, 6/29/1969  
 Longest Winning Streak ..... 10 Games, 9/22/96 - 6/28/1997  
 Longest Losing Streak ... 16 games, 9/9/73 - 9/20/1974

### LAST TIME THE PADRES SWEEPED A...

3-game series in SD (10x) ..... September 6-8, 2010  
 3-game series in LAD (11x) ..... April 15-17, 2013  
 4-game series in SD (2x) ..... April 15-18, 1982  
 4-game series in LAD (1x) ..... June 20-23, 1983

# OPPONENTS

## MIAMI MARLINS

Stadium ..... Marlins Park (2012)  
 Capacity ..... 37,442  
 Dimensions (LF-CF-RF) ..... 345-407-335  
 2017 Record and Finish ..... 77-85, 2nd Place, NL East  
 President, Baseball Operations ..... Mike Hill  
 Manager ..... Don Mattingly (3rd Season)

### ALL-TIME MARKS vs. MIA

Last Season vs. Marlins ..... 1-5 (.167)  
 Best Season vs. Marlins ..... 7-0 (1.000) in 2011  
 Most runs in game by SD ..... 20, 7/27/1996  
 Most runs in game by MIA ..... 15, 4/9/1994  
 Longest Winning Streak ..... 8 Games, 8/1/10-8/21/11  
 Longest Losing Streak ..... 7 games, 4/9/94 - 7/4/95

### LAST TIME THE PADRES SWEPT A...

3-game series in SD (1x) ..... May 6-8, 2013  
 3-game series in MIA (3x) ..... July 19-21, 2011  
 4-game series in SD (1x) ..... August 18-21, 2011  
 4-game series in MIA ..... Never

## NEW YORK METS

Stadium ..... Citi Field (2009)  
 Capacity ..... 41,922  
 Dimensions (LF-CF-RF) ..... 335-408-330  
 2017 Record and Finish ..... 70-92, 4th Place, NL East  
 EVP/General Manager ..... Sandy Alderson  
 Manager ..... Mickey Callaway (1st Season)

### ALL-TIME MARKS vs. NYM

Last Season vs. Mets ..... 4-3 (.571)  
 Best Season vs. Mets ..... 11-1 (.917) in 1980  
 Most runs in game by SD ..... 18, 5/31/10  
 Most runs in game by NYM ..... 13, 5/17/02  
 Longest Winning Streak ..... 9 Games, 6/16/80 - 5/1/1981  
 Longest Losing Streak ..... 11 games, 5/28 - 8/27/1969

### LAST TIME THE PADRES SWEPT A...

3-game series in SD (4x) ..... August 14-16, 2001  
 3-game series in NYM (3x) ..... August 13-15, 2002  
 4-game series in SD (2x) ..... June 5-8, 2008  
 4-game series in NYM (1x) ..... August 23-26, 2004

## PITTSBURGH PIRATES

Stadium ..... PNC Park (2001)  
 Capacity ..... 38,747  
 Dimensions (LF-CF-RF) ..... 325-399-320  
 2017 Record and Finish ..... 75-87, 4th Place, NL Central  
 EVP/General Manager ..... Neal Huntington  
 Manager ..... Clint Hurdle (8th Season)

### ALL-TIME MARKS vs. PIT

Last Season vs. Pirates ..... 3-3 (.500)  
 Best Season vs. Pirates ..... 6-0 (1.000) in 2010  
 Most runs in game by SD ..... 17, 7/18/1989  
 Most runs in game by PIT ..... 16, 7/28/2000  
 Longest Winning Streak ..... 9 Games, 9/19/09-8/12/10  
 Longest Losing Streak ..... 10 games, 8/29/92 - 8/22/93

### LAST TIME THE PADRES SWEPT A...

3-game series in SD (10x) ..... August 20-22, 2012  
 3-game series in PIT (6x) ..... August 5-7, 2011  
 4-game series in SD (1x) ..... September 17-20, 2007  
 4-game series in PIT (1x) ..... August 8-11, 1996

## MILWAUKEE BREWERS

Stadium ..... Miller Park (2001)  
 Capacity ..... 41,900  
 Dimensions (LF-CF-RF) ..... 344-400-345  
 2017 Record and Finish .. 86-76, 2nd Place, NL Central  
 EVP/General Manager ..... David Stearns  
 Manager ..... Craig Counsell (4th Season)

### ALL-TIME MARKS vs. MIL

Last Season vs. Brewers ..... 2-5 (.286)  
 Best Season vs. Brewers ..... 5-1 (.833) in 2001  
 Most runs in game by SD ..... 13 (6x), last 8/3/15  
 Most runs in game by MIL ..... 12 (3x), last 8/13/09  
 Longest Winning Streak ..... 7 Games, 8/27/00 - 7/22/01  
 Longest Losing Streak ..... 7 games, 5/31/02 - 5/27/03

### LAST TIME THE PADRES SWEPT A...

3-game series in SD (3x) ..... May 25-27, 2007  
 3-game series in MIL ..... Never  
 4-game series in SD ..... Never  
 4-game series in MIL ..... Never

## PHILADELPHIA PHILLIES

Stadium ..... Citizens Bank Park (2004)  
 Capacity ..... 43,651  
 Dimensions (LF-CF-RF) ..... 329-401-330  
 2017 Record and Finish ..... 66-96, 5th Place, NL East  
 EVP/General Manager ..... Matt Klentak  
 Manager ..... Gabe Kapler (1st Season)

### ALL-TIME MARKS vs. PHI

Last Season vs. Phillies ..... 5-1 (.833)  
 Best Season vs. Phillies ..... 8-1 (.889) in 1998  
 Most runs in game by SD ..... 16, 7/26/1970  
 Most runs in game by PHI ..... 18, 8/24/1999  
 Longest Winning Streak ..... 6 Games (2x), last 7/9-21/1992  
 Longest Losing Streak ..... 11 games, 5/23/04 - 7/4/06

### LAST TIME THE PADRES SWEPT A...

3-game series in SD (8x) ..... August 14-16, 2017  
 3-game series in PHI (2x) ..... August 25-27, 1998  
 4-game series in SD (1x) ..... July 9-12, 1992  
 4-game series in PHI ..... Never

## ST. LOUIS CARDINALS

Stadium ..... Busch Stadium (2006)  
 Capacity ..... 44,494  
 Dimensions (LF-CF-RF) ..... 336-400-335  
 2017 Record and Finish ..... 83-79, 3rd Place, NL Central  
 EVP/General Manager ..... John Mozeliak  
 Manager ..... Mike Matheny (7th Season)

### ALL-TIME MARKS vs. STL

Last Season vs. Cardinals ..... 3-4 (.429)  
 Best Season vs. Cardinals ..... 9-3 (.750) in 1978, 1991  
 Most runs in game by SD ..... 17, 8/24/1993  
 Most runs in game by STL ..... 17, 5/7/1987  
 Longest Winning Streak ..... 9 Games, 6/22/91 - 5/11/92  
 Longest Losing Streak ..... 11 games, 9/29/99 - 9/28/00

### LAST TIME THE PADRES SWEPT A...

3-game series in SD (13x) ..... September 10-12, 2012  
 3-game series in STL (1x) ..... May 23-25, 1980  
 4-game series in SD ..... Never  
 4-game series in STL ..... Never





# OPPONENTS

## SAN FRANCISCO GIANTS

Stadium ..... AT&T Park (2000)  
 Capacity ..... 41,915  
 Dimensions (LF-CF-RF) ..... 339-399-309  
 2017 Record and Finish ..... 64-98, 4th Place, NL West  
 EVP/General Manager ..... Bobby Evans  
 Manager ..... Bruce Bochy (12th Season)

### ALL-TIME MARKS vs. SF

Last Season vs. Giants ..... 12-7 (.632)  
 Best Season vs. Giants ..... 11-2 (.846) in 1996  
 Most runs in game by SD ..... 17, 5/23/1970  
 Most runs in game by SF ..... 18, 6/23/1986  
 Longest Winning Streak ..... 10 Games, 5/1 - 9/16/96  
 Longest Losing Streak ..... 9 games, 4/25 - 5/25/16

### LAST TIME THE PADRES SWEPT A...

3-game series in SD (12x) ..... July 15-17, 2016  
 3-game series in SF (7x) ..... September 12-14, 2016  
 4-game series in SD (3x) ..... July 4-7, 1996  
 4-game series in SF (1x) ..... June 27-30, 1996

## HOUSTON ASTROS

Stadium ..... Minute Maid Park (2000)  
 Capacity ..... 41,168  
 Dimensions (LF-CF-RF) ..... 315-409-326  
 2017 Record and Finish ..... 101-61, 1st Place, AL West  
 EVP/General Manager ..... Jeff Luhnow  
 Manager ..... A.J. Hinch (4th Season)

### ALL-TIME MARKS vs. HOU

2015 vs. Astros ..... 0-3 (.000)  
 Best Season vs. Astros ..... 14-4 (.778) in 1990  
 Most runs in game by SD ..... 18, 7/29/07  
 Most runs in game by HOU ..... 15, 9/16/97  
 Longest Winning Streak ..... 8 Games, 2x, 7/29 - 9/18/90  
 Longest Losing Streak ..... 9 Games, 6/22 - 9/17/79

## OAKLAND ATHLETICS

Stadium ..... Oakland Coliseum (1968)  
 Capacity ..... 48,592  
 Dimensions (LF-CF-RF) ..... 330-400-330  
 2017 Record and Finish ..... 75-87, 5th Place, AL West  
 EVP/General Manager ..... David Forst  
 Manager ..... Bob Melvin (7th Full Season)

### ALL-TIME MARKS vs. OAK

2015 vs. A's ..... 1-3 (.250)  
 Best Season vs. A's ..... 2-1 (.667) in 1999, 2006  
 Most runs in game by SD ..... 15, 6/30/1997  
 Most runs in game by OAK ..... 16, 6/17/2015  
 Longest Winning Streak ..... 3 Games, 6/14/01 - 6/28/06  
 Longest Losing Streak ..... 5 games, 6/5/00 - 6/13/01

## TEXAS RANGERS

Stadium ..... Globe Life Park in Arlington (1994)  
 Capacity ..... 48,114  
 Dimensions (LF-CF-RF) ..... 332-400-325  
 2017 Record and Finish ..... 78-84, t-3rd Place, AL West  
 EVP/General Manager ..... Jon Daniels  
 Manager ..... Jeff Banister (4th Season)

### ALL-TIME MARKS vs. TEX

2017 vs. Rangers ..... 1-3 (.250)  
 Best Season vs. Rangers ..... 2-1 (.667) (4x) in 1999, 2001, 2006, 2009  
 Most runs in game by SD ..... 17, 6/7/1998  
 Most runs in game by TEX ..... 12, 6/26/2009  
 Longest Winning Streak ..... 3 Games (2x), last, 7/11 - 8/31/15  
 Longest Losing Streak ..... 4 games, 6/18/12 - 7/10/15

## WASHINGTON NATIONALS

Stadium ..... Nationals Park (2008)  
 Capacity ..... 41,321  
 Dimensions (LF-CF-RF) ..... 336-402-335  
 2017 Record and Finish ..... 97-65, 1st Place, NL East  
 EVP/General Manager ..... Mike Rizzo  
 Manager ..... Dave Martinez (1st Season)

### ALL-TIME MARKS vs. WSH

Last Season vs. Nationals ..... 2-5 (.286)  
 Best Season vs. Nationals ..... 6-1 (.857) in 2004  
 Most runs in game by SD ..... 20, 5/19/2001  
 Most runs in game by MON/WSH ..... 15, 5/13/1990  
 Longest Winning Streak 5 Games (4x), last 5/29/08-7/24/09  
 Longest Losing Streak ..... 15 games, 7/25/93 - 5/24/95

### LAST TIME THE PADRES SWEPT A...

3-game series in SD (7x) ..... Aug 31 - Sept 2, 2009  
 3-game series in MON/WSH (7x) ..... Sept 19-21, 2008  
 4-game series in SD (1x) ..... April 26-29, 2004  
 4-game series in MON/WSH ..... Never

## LOS ANGELES ANGELS

Stadium ..... Angel Stadium (1966)  
 Capacity ..... 45,477  
 Dimensions (LF-CF-RF) ..... 347-396-348  
 2017 Record and Finish ..... 80-82, 2nd Place, AL West  
 EVP/General Manager ..... Billy Eppler  
 Manager ..... Mike Scioscia (19th Season)

### ALL-TIME MARKS vs. LAA

2015 vs. Angels ..... 2-1 (.667)  
 Best Season vs. Angels ..... 3-0 (1.000) in 1999  
 Most runs in game by SD ..... 9, 8/28/1997  
 Most runs in game by LAA ..... 11, (2x), last 6/28/1998  
 Longest Winning Streak ..... 4 Games, 7/18/99-7/16/00  
 Longest Losing Streak ..... 4 games, 6/12/09 - 5/18/12

## SEATTLE MARINERS

Stadium ..... Safeco Field (1999)  
 Capacity ..... 47,715  
 Dimensions (LF-CF-RF) ..... 331-401-326  
 2017 Record and Finish ..... 78-84, t-3rd Place, AL West  
 EVP/General Manager ..... Jerry Dipoto  
 Manager ..... Scott Servais (3rd Season)

### ALL-TIME MARKS vs. SEA

2016 vs. Mariners ..... 1-3 (.250)  
 Best Season vs. Mariners ..... 5-1 (.833) in 2012  
 Most runs in game by SD ..... 14, 6/01/2016  
 Most runs in game by SEA ..... 16, 2x, last 6/2/2016  
 Longest Winning Streak ..... 4 Games, 2x, 6/12 - 22/12  
 Longest Losing Streak ..... 7 Games, 5/17/08 - 6/17/09



WORLD



WORLD



TM

SCOUTING AND PLAYER DEVELOPMENT

---





## PLAYER DEVELOPMENT STAFF

Director, Player Development .....	Sam Geaney
Assistant Director, Player Development .....	Ben Sestanovich
Director, Pitching Development .....	Steve Lyons
Pitching Coordinator .....	Eric Junge
Coordinator of Instruction .....	Ryley Westman
High Performance and Outfield/Baserunning Coordinator .....	Tony Tarasco
Infield Coordinator .....	Kevin Hooper
Minor League Hitting Instructor .....	Oscar Benard
Roving Pitching Instructor .....	Gorman Heim Mueller
Special Assistant, Player Development .....	Moises Alou
Special Assistant, Player Development .....	Steve Finley
Director, Professional Development .....	Jason Amoroso
Director, Applied Sports Sciences .....	Seiichiro Nakagaki
Coordinator, Arizona/Rehab .....	Ben Fritz
Instructor, Player Development .....	Dave Bingham
International Player Development/Infield Instructor .....	Vicente Cafaro
Rehab Hitting Coach .....	Damion Easley
Manager, International Operations .....	Cesar Rizik
Manager, Minor Leagues/Peoria Operations .....	Todd Stephenson
Manager, Minor League Equipment & Clubhouse .....	Zach Nelson
Minor League ATC Coordinator .....	Ben Fraser
Medical Administration Coordinator .....	JoJo Tarantino
Strength and Conditioning Coordinator .....	Dan Byrne
Minor League Physical Therapist .....	Tanner Fields
Minor League Physical Therapist .....	John Biggar
Minor League Equipment Assistant .....	Kyle Ross
Athletic Training Assistant/Interpreter .....	Tung-Lin Li
Coordinator, Scouting and Player Development Video Operations .....	Ethan Dixon
Latin America Mental Skills Coach .....	Rosa Pou
Administrator, International Operations .....	Franklin Peguero
Complex Administrative Assistant .....	Martina Pereyra



### SAM GEANEY

#### DIRECTOR, PLAYER DEVELOPMENT

- Sam Geaney enters his fourth season as the organization's director of player development after being named to the position on October 20, 2014.
- Prior to joining San Diego, Geaney spent the previous nine seasons (2006-14) with the Oakland Athletics and the last three as the club's coordinator of international scouting.
- Geaney began his career in baseball as an intern for the Athletics' baseball operations department in 2006 before joining the staff full-time in 2007 as an assistant in the scouting department as well as serving as an area scout for Northern California...after being promoted to coordinator of scouting, he was named the club's coordinator of international scouting in January of 2012.
- He graduated from the University of California, Berkeley in 2007 with a degree in political science.



### BEN SESTANOVICH

#### ASSISTANT DIRECTOR, PLAYER DEVELOPMENT

- Ben Sestanovich enters his third season as assistant director of player development after being promoted to the position in November 2015.
- 2018 marks his ninth season with the Padres after joining the club as an intern in the Baseball Operations department in 2010...served as major league advance scout from 2012-15.
- Graduated from Harvard University with a degree in Economics.
- A native of Washington, DC, he resides in San Diego.



## STEVE LYONS

### DIRECTOR, PITCHING DEVELOPMENT

- Steve Lyons joined the Padres in December 2012 as a special assignment scout and has worked in all areas of pro scouting, both domestically and internationally...in 2017, he served as special assignment advisor, scouting and player development, aiding in all areas of player development as well as still maintaining some pro scouting responsibilities...in 2018, his role will focus on overseeing the development of the organization's minor league pitchers.
- Prior to joining the Padres, Lyons spent 15 seasons with the Cleveland Indians from 1998-2012...served as a pitching coach in the Indians system at all levels except Triple-A from 1998-2008, including two championship teams (Double-A Akron, 2003 and High-A Kinston, 2006) and worked closely with eventual All-Star pitchers CC Sabathia, Chris Archer and Danny Salazar among others.
- From 2001-2005, Lyons also served as a pitching coach for four different Winter League teams...

teams...Carta Vieja in Panama in 2001, Caribes Oriente in Venezuela in 2002, Caracas in Venezuela in 2003 and Aguilas in the Dominican Republic in 2004-05.

- In 2009, Lyons served as the lower level pitching coordinator for Cleveland as well as a pro scout...transitioned into a full-time pro scouting role starting in 2010 and assisted with advanced scouting through the 2012 season.
- Attended Old Dominion University where he played collegiately for three years before being selected by the New York Mets in the fourth round of the 1992 First-Year Player Draft.
- Earned a Bachelor's degree in finance from George Mason University in 1997 and received his Master of Business Administration in management in 2009 from Webber International University.
- Lyons has two sons, Tyler and Blake...is married to Jennifer Woodall Lyons and resides in Winter Park, Fla.



## ERIC JUNGE

### PITCHING COORDINATOR

- Eric Jung (pronounced "Young") enters his sixth season in the Padres organization and first as the pitching coordinator after serving the previous three seasons as pitching instructor...spent his first two seasons with the organization as an advance scout with the big league club.
- Pitched professionally for 14 seasons, including parts of two seasons in the Majors, for the Los Angeles Dodgers (1999-2001), Philadelphia Phillies (2002-04), New York Mets (2005), San Diego Padres (2006), New York Yankees (2007), Los Angeles Angels (2010-11), Colorado Rockies (2012) and Atlanta Braves (2012) organizations as well as international stints with the Orix Buffaloes of the Nippon Professional Baseball League in Japan in 2008, the Hanwha Eagles of the Korean Baseball Organization in 2009 and the Sinon Bulls of the Chinese Professional Baseball League in Taiwan in 2010...also spent time in the independent Atlantic League, pitching for Bridgeport for

part of the 2007 season and Lancaster for parts of the 2009 and 2010 seasons.

- Pitched for four seasons in the Venezuelan Winter League with the Navegantes del Magallanes, where he won the ERA title in 2011-12 after posting a 1.59 mark (10 ER, 56.2 IP)...the ERA was the lowest in Magallanes history.
- Graduated from Bucknell University (PA) in 1999 with a degree in business administration...when he made his Major League debut for Philadelphia on September 11, 2002, he became the first Bucknell player in 44 years to make an appearance in a big league game.
- Resides in San Diego with his wife, Denise, and son, Tiegen.



## RYLEY WESTMAN

### COORDINATOR OF INSTRUCTION

- Ryley Westman enters his fourth season with the Padres organization after joining the club in 2015 and serving as catching coordinator...joined the Padres after spending the previous six seasons (2009-2014) as a coach in the Texas Rangers organization, most recently as the assistant catching coordinator in 2014.
- Prior to serving as the assistant catching coordinator, skippered the Texas' Dominican Summer League affiliate for a pair of seasons (2012-13), leading them to a league title in 2013...also served as the assistant coach for Short-Season Spokane (2011) and DSL Rangers (2010), hitting coach for the AZL Rangers (2009) and manager of the DSL Rangers (2008).
- Played a pair of professional seasons in the independent Frontier League for the Midwest Sliders from 2007-08.
- Graduated Cum Laude with Honors from Northwest Missouri State University in 2007, where he

was a member of the baseball team.

- Resides in Tierrasanta, Calif. with his wife, Ashley.



## TONY TARASCO

### HIGH PERFORMANCE AND OUTFIELD/BASERUNNING COORDINATOR

- Tony Tarasco enters his third season with the Padres organization, serving as high performance and outfield/baserunning coordinator after spending the previous 10 seasons with the Washington Nationals, most recently as the Major League club's first base coach.
- Prior to joining the Major League staff with Washington in 2013, previously served seven seasons in various player development roles for the organization, including 2011-12 as outfield and baserunning coordinator.
- Played parts of eight Major League seasons with Atlanta (1993-94), Montreal (1995), Baltimore (1996-97), Cincinnati (1998), New York Yankees (1999) and New York Mets (2002), hitting .240 with 46 doubles, five triples, 34 home runs, 118 RBI, 151 runs scored and 39 stolen bases in 457 games.
- Nominated for MLB's Roberto Clemente Award in 1995 and won community service awards with the Braves in 1994 and the Orioles in 1997.

- Resides in Santa Monica, Calif. where he graduated from high school in 1988...is a cousin of Jimmy Rollins.



## KEVIN HOOPER

### INFIELD COORDINATOR

- Kevin Hooper enters his third season with the Padres organization, serving as infield coordinator for the 2018 season.
- Joined the Padres after spending the previous seven seasons with the Wichita Wingnuts of the independent American Association South Division...at Wichita he managed to a 422-270 (.610) record over seven seasons, including winning the 2014 American Association Championship...his 2009 and 2014 clubs set a league record with a .980 fielding percentage...led the Wingnuts to six division championships, including five consecutive...had 36 players sign Major League contracts...honored by his peers as Manager of the Year three times.
- As a player, played for the Wingnuts in the inaugural season in 2008 before taking over as manager.
- Played collegiately at Wichita State where he was an All-American infielder, helping the Shockers reach the College World Series in 1996.

- Signed by the Florida Marlins as an eighth-round selection in the 1999 Draft and played parts of nine seasons with the Marlins (1999-2004), Kansas City Royals (2004), New York Yankees (2004) and Detroit Tigers (2005-07), making his Major League debut for the Tigers in 2005 and playing in 14 Big League games total for Detroit across the 2005-06 seasons.
- Resides in Valley Center, Kan. with his wife, Lindsey, and two daughters, Lucy and Laney.



## OSCAR BERNARD

### HITTING INSTRUCTOR

- Oscar Bernard enters his third season in the Padres organization and second as hitting instructor after serving as hitting coach for Tri-City in 2016...beginning in 2018, Bernard will lead the day-to-day programming of the organization's hitting coaches.
- Joined the Padres after serving the previous three seasons with the Chicago Cubs organization, most recently as hitting coach for Rookie-Level Mesa in 2015...served the 2013-14 seasons as hitting coach for the Cubs' Dominican Republic League affiliate...served the 2008-12 seasons as a coach in the Texas Rangers organization.
- Signed by the Cubs as a non-drafted free agent in April 2001, he spent five seasons playing professional as a position player in the Cubs system (2001-05) and two as a pitcher (2006-07).
- Resides in New York with his wife, Yafreici, and three children, Osmeiry, Samantha and Oscairy.



## GORMAN HEIMUELLER

### ROVING PITCHING INSTRUCTOR

- Gorman Heimueller enters his fifth season with the Padres and his fourth as the roving pitching instructor, having joined the organization in 2014 as pitching coordinator...the 2018 season will be his 42nd season in professional baseball after signing his first professional contract in 1977.
- Spent the previous 12 seasons since 2002 as pitching coordinator for the Philadelphia Phillies organization...joined the Phillies in 1999 as pitching coach for Double-A Reading before moving to Triple-A Scranton in 2000 and returning to Reading in 2001.
- The former pitcher played in parts of two Major League seasons with the Oakland Athletics (1983-84), going 3-6 with a 4.67 ERA (51 ER, 98.1 IP) for Oakland in 22 games, 14 starts...over his minor league career that spanned 10 professional seasons, went 60-57 with a 4.01 ERA (414 ER, 928.2 IP) in 288 games, 96 starts.

- Following his playing career, spent 11 years coaching in the Twins organization for Single-A Visalia (1987-89), Double-A Orlando (1990), Triple-A Portland (1991-93), Salt Lake City (1994) and Double-A New Britain (1995-97)...moved on to the Dodgers organization as pitching coach for San Antonio for one season in 1998 before joining the Phillies organization.
- A native of Los Angeles, Calif., resides in Salt Lake City, Utah, with his wife, Lee Ann.



## MOISES ALOU

### SPECIAL ASSISTANT, PLAYER DEVELOPMENT

- Moises Alou enters his fourth season in the Padres organization in 2018 after being named the special assistant, player development on February 4, 2015.
- The former outfielder also serves as general manager of Leones del Escogido in the Dominican Winter League, a role he has held since 2009...during his tenure with Escogido, the club has won four national titles in the Dominican Republic, including in 2015, and two Caribbean Series championships.
- Also served as general manager of the Dominican Republic team that won the 2013 World Baseball Classic.
- Prior to joining Escogido, he played parts of 17 Major League seasons with the Pittsburgh Pirates (1990), Montreal Expos (1990, 1992-96), Florida Marlins (1997), Houston Astros (1998-2001), Chicago Cubs (2002-04), San Francisco Giants (2005-06) and New York Mets (2007-08).
- A six-time National League All-Star, he finished third in NL Most Valuable Player voting twice in 1994 with the Expos and 1998 with the Astros.
- Comes from a prominent baseball family that includes former Major Leaguer Felipe, his father, as well as uncles Jesus and Matt and cousins Jose Sosa and Mel Rojas who currently serves as pitching coach for the Padres Dominican Republic staff.
- Originally signed by the Pirates as a first-round selection (second overall) out of the 1986 January amateur draft, he finished his career with a .303 average, 2,134 hits, 421 doubles, 39 triples, 332 home runs, 1,287 RBI, 1,109 runs scored and 106 stolen bases in 1,942 games played.
- He and his wife, Austria, have three sons, Moises Felipe, Percio and Kirby, and a daughter, Megan.



## STEVE FINLEY

### SPECIAL ASSISTANT, PLAYER DEVELOPMENT

- Steve Finley returns for his third season in the Padres organization as special assistant, player development.
- A veteran of 19 Major League seasons with the Baltimore Orioles (1989-90), Houston Astros (1991-94), San Diego Padres (1995-98), Arizona Diamondbacks (1999-2004), Los Angeles Dodgers (2004), Los Angeles Angels of Anaheim (2005), San Francisco Giants (2006) and Colorado Rockies (2007), Finley hit .271 (2548-for-9397) with 449 doubles, 124 triples, 304 home runs, 1,167 RBI and 1,443 runs scored with 320 stolen bases in 2,583 games..
- Finley was a two-time All-Star in 1997 with the Padres and in 2000 with the Diamondbacks...helped Arizona win their first World Series title in 2001...is one of eight members in the 300 home run/300 stolen base club.
- Originally drafted by the Atlanta Braves in the 11th round of the 1986 First-Year Player Draft, but chose to return to Southern Illinois University at Carbondale and earned a degree in physiology...was a two-time All-Missouri Valley Conference selection.
- Played on the 1986 Team USA squad which captured the bronze medal in international competition in the Netherlands.
- Drafted by the Baltimore Orioles in the 13th round of the First-Year Player Draft and spent a season and a half in the Orioles minor league system before becoming a mainstay in the Major Leagues.
- He and his wife, Meaghan, reside in Rancho Santa Fe, Calif....has five sons, Austin, Reed, Blake, Conor and Aidan, and two daughters, Franchesca and Sophia.



## JASON AMOROSO

### DIRECTOR, PROFESSIONAL DEVELOPMENT

- Jason Amoroso enters his fourth season with the Padres, serving as Director of Professional Development.
- Amoroso brings a career of experience as an international executive coach...began his career with the Los Angeles Dodgers, working in baseball operations and then as Associate Counsel from 2005-07.
- While at the Dodgers, he obtained his M.A. in Spiritual Psychology...after leaving the Dodgers, he received a certificate in the Inquiry Coaching Method and wrote the Athlete Transition Guide to support athletes and their families with the mental and emotional challenges in finding new purpose in life after the game.
- His clients have included professional, college and Olympic athletes, executives, entrepreneurs, and others in leadership positions.
- Amoroso earned his B.A. in Labor Relations from Cornell University as well as his J.D. from Pepperdine University in dispute resolution from Pepperdine's Straus Institute and is a California licensed attorney...he resides in Los Angeles, Calif. with his wife and four sons.



## SEIICHIRO NAKAGAKI

### DIRECTOR, APPLIED SPORTS SCIENCES

- Seiichiro Nakagaki enters his second season with the Padres, having spent a total of eleven years with the Hokkaido Nippon-Ham Fighters in Japan.
- Joined the Padres in 2017 after working as the director of strength & conditioning and medical services for the Fighters since 2013, a position he also held from 2004 to 2011.
- Prior to his most recent stint with the Fighters, Nakagaki joined the Texas Rangers alongside All-Star pitcher Yu Darvish, whom he worked with in Japan.
- Earned a Bachelor's degree in Physical Education from the University of Tsukuba in Japan and received his M.S. in Kinesiology from the University of Utah.
- Resides in San Diego with his wife, Aya, and daughter, Ruiko.



## BEN FRITZ

### COORDINATOR, ARIZONA/REHAB

- Ben Fritz returns for his fourth season in the Padres organization and first as coordinator, Arizona/rehab after serving the last three seasons as a coach, most recently as manager for Single-A Tri-City in 2017...spent the 2015-16 seasons with the club's Rookie-Level affiliate in Peoria.
- Pitched seven professional seasons with the Oakland Athletics (2002-07) and Detroit Tigers (2009) organizations as well as part of three seasons with the Lancaster Barnstormers of the independent Atlantic League (2008-10).
- Overall, posted a career record of 45-61 with a 4.75 ERA in 192 games, 187 starts.
- Was originally selected in the first-round (30th overall) of the 2002 First-Year Player Draft by the Oakland Athletics...was featured in Michael Lewis' book *Moneyball* as one of the 20 players A's

General Manager Billy Beane would draft in a perfect world, if money were no object and other teams weren't drafting.

- Played collegiately at Fresno State where he was the Western Athletic Conference Pitcher of the Year and second-team All-America selection in 2001.



## DAVE BINGHAM

### INSTRUCTOR, PLAYER DEVELOPMENT

- Dave Bingham enters his third season with the Padres organization, joining San Diego after spending the previous six seasons with the University of Nebraska.
- With Nebraska, served as the Huskers' defensive coordinator, overseeing team defense and working with the team's infielders...brought to Nebraska to serve as pitching coach and did so for two years before taking on other duties...also handled opponent scouting and served as the program's recruiting coordinator.
- Spent 28 seasons as a coach in the collegiate ranks...prior to joining Nebraska in August 2005 had served as head coach with Emporia State from 1974-87 and Kansas from 1988-95...also ran the Dave Bingham Baseball Academy for a decade before joining Nebraska, one of the top instructional schools in the Midwest...led Kansas to its first two NCAA Regional appearances in program history, culminating with the school's first College World Series appearance in 1993...

also served as pitching coach for the University of New Mexico in 2004.

- Inducted into the NAIA Hall of Fame in January 2009...served as an assistant coach on the U.S. Olympic team that won a silver medal in 1984 and a gold medal in 1988...overall coached on eight international squads that won three gold medals, two silver medals and one bronze medal.
- Has also been honored with induction into the Kansas Baseball Hall of Fame (2011), Emporia State Hall of Honor and the University of Kansas Athletic Hall of Fame.
- Played collegiately at Arizona and Emporia State before playing professional with the Washington Senators organization in the early 1970's...earned his bachelor's degree in 1972 and his master's degree in 1973 at Emporia State.
- He and his wife, Janet, have two children, Brianna and Brandon, and four grandchildren.



## VICENTE CAFARO

### INTERNATIONAL PLAYER DEVELOPMENT/INFIELD INSTRUCTOR

- Vicente Cafaro enters his third season with the Padres organization and second as international player development/infield instructor...spent 2016 as a coach for the club's Rookie-Level affiliate in Peoria, Ariz.
- Made his professional coaching debut as an infield coach for the Hickory Crawdads of the Texas Rangers organization in 2010...worked for Union Pacific Railroad as an internal auditor from 2011-2012 before getting back into baseball in 2013 as a high school baseball coach for the Blake School (MN)...spent 2014 as a graduate assistant for the University of Southern Indiana, winning the 2014 NCAA Division II championship...served as a volunteer assistant coach at his alma mater, Creighton University, and was also part of the Iowa Western coaching staff in 2015
- The Texas Rangers signed Cafaro as a minor league free agent in 2009 and he played for the

Arizona Rookie-League Rangers that season.

- Cafaro played two seasons at Creighton University and started 111 of 113 games, hitting .318 with 66 RBIs, 29 doubles, four triples, and 10 home runs...recorded a .987 fielding percentage his senior year which earned him a Rawlings Gold Glove as the nation's top second baseman in 2009.
- Also played at Iowa Western Community College (2007) and Wayne State College (2006)...at Iowa Western, he was an academic All-American, maintaining a 4.0 GPA and batted .441 with 17 home runs...won an NJCAA Rawlings Gold Glove in 2007 as the nation's top second baseman in junior college, helping lead Iowa Western to the NJCAA World Series.
- Earned a Bachelor's degree in accounting from Creighton and obtained his Masters in business administration from University of Southern Indiana in 2016...resides in Peoria, Ariz. with his wife, Jacque and their two children, Eva and Vincent.





## DAMION EASLEY

### REHAB HITTING COACH

- Damion Easley returns for his seventh season with the Padres organization, all with Peoria.
- The former All-Star infielder hit .253 (1386-for-5484) over parts of 17 Major League seasons in his career, compiling 287 doubles, 27 triples, 163 home runs, 684 RBI, 735 runs scored and 88 stolen bases in 1,227 games played with the California Angels (1992-96), Detroit Tigers (1996-2002), Tampa Bay Devil Rays (2003), Florida Marlins (2004-05), Arizona Diamondbacks (2006) and New York Mets (2007-08)...was originally signed as a 30th-round selection by the Angels in the 1988 First-Year Player Draft.

- Born November 11, 1969 in New York, NY, he graduated from Lakewood (CA) High School in 1987...played baseball at Long Beach (CA) City College in 1987 and 1988...was named to the All-South Coast Community College Conference and All-Southern California first teams...in addition,

he was his team's Most Valuable Player and a second-team All-State selection.

- He and his wife, Dawn, reside in Glendale, Ariz., and have three sons, Rocky, Nathaniel and Jayce, and one daughter, Jazmin.



## CÉSAR RIZIK

### MANAGER, INTERNATIONAL OPERATIONS

- César Rizik enters his 13th season with the Padres and fourth as manager, international operations...joined the organization in September of 2005 as administrator, Dominican Republic operations.

- Prior to joining the San Diego organization, served as operations analyst in the Commissioner's Office in 2004-05, working with Major League teams operating in the Dominican Republic and Venezuela.
- Earned a degree in business administration from the Pontifical University Catholic "Madre y Maestra" in 2003 and earned a Master's in corporate finance in 2005.

- Born December 20, 1979, he resides in Santo Domingo, Dominican Republic, with his wife, Anastassia, and two sons: Nick and Alex.



## TODD STEPHENSON

### MANAGER, MINOR LEAGUES/PEORIA OPERATIONS

- Todd Stephenson enters his fifth season with the Padres and third as manager of minor leagues/Peoria operations after inheriting the duties in July 2015...originally joined the Padres in 2014 as assistant to Peoria operations.

- 2018 marks Stephenson's 20th in professional baseball...prior to joining the Padres he spent 15 seasons with the Boston Red Sox (1999-2013)..

- Primary responsibilities of running the day-to-day operations year round at the Peoria complex include, Major League and Minor League Spring Training, Extended Spring Training, Arizona League and Instructional League...he also oversees all Minor League administration as well as serving as the clubs liaison for affiliate relations.

- A native of Garner, NC, he received a Bachelor of Arts in History from North Carolina State University in 1993 and a Masters of Parks and Recreation, Tourism Management in 1999.

- Stephenson and his wife, Dawn, reside in Phoenix, Ariz., with their daughter, Kenidy, and son Cade.



## ZACH NELSON

### MANAGER, MINOR LEAGUE EQUIPMENT & CLUBHOUSE

- Zach Nelson enters his 10th season with the Padres since joining the club in May of 2009.

- Prior to joining San Diego, had spent the previous six seasons as the visiting clubhouse assistant for the Colorado Rockies.

- Began his work in baseball when he was a child as a bat boy for the Triple-A Denver Zephyrs.
- Attended Regis University and Metro State College in Denver...graduated from Arvada West High School in Arvada, Co., in 2000.

- Born December 29, 1981 in Denver, Co., Nelson had spent his entire life in Colorado until relocating to Peoria, Ariz. when he joined the Padres.



## BEN FRASER

### MINOR LEAGUE ATC COORDINATOR

- Ben Fraser enters his first season with the Padres organization as minor league ATC coordinator.
- Spent 2013-17 as the minor league assistant athletic training coordinator with the Seattle Mariners.

- From 2009-12, served as the athletic trainer for Mobile (AA), Visalia (A) and Yakima (A) in the Arizona Diamondbacks organization.

- Began his professional career in 2008 as an intern athletic trainer for the Oakland A's affiliate, Vancouver (A).

- Graduated from Indiana State University in 2008 with a master's degree in Athletic Training and graduated from Concordia University Wisconsin in 2007 with a bachelor's degree in Athletic

Training and Exercise Leadership.

- A native of Racine, Wisconsin, Fraser currently resides in Surprise, Arizona, with his wife, Melissa.




## JOJO TARANTINO

### MEDICAL ADMINISTRATION COORDINATOR

- JoJo Tarantino enters his 15th year in the Padres organization and his first as the medical administration coordinator...following the 2010 season, he was promoted to the post of athletic training coordinator and medical coordinator.
- Served as the athletic trainer for Team USA in the 2016 All-Star Futures Game.
- Spent 2009-10 as the athletic trainer for Double-A San Antonio...also spent three seasons as Single-A Fort Wayne's athletic trainer from 2006-08.
- Began his professional career as an athletic trainer for San Diego's Single-A Eugene club in 2004 and remained in that capacity through 2005.
- Was a Padres bat boy from 1995-2000 and a clubhouse assistant for two seasons (2001-02).

- Graduated from San Diego State University in 2003 with a Bachelor's degree in kinesiology, with an emphasis on athletic training...a San Diego native, he is also a graduate of Mission Bay High School (1996).
- Born November 20, 1978, Tarantino resides in Peoria, Ariz., with his wife, Melissa, and sons: Anthony, Chase and Alex.



## DAN BYRNE

### STRENGTH & CONDITIONING COORDINATOR

- Dan Byrne enters his sixth season with the Padres and second as the minor league strength & conditioning coordinator...during the past five seasons Dan has worked as a MiLB Strength & Conditioning Coach for the Padres Short Season, Low-A, High-A, and Double-A Affiliates.
- In 2012 Dan graduated from Loughborough University in England with a Master's degree in Exercise Physiology...in 2010 Dan earned a Bachelor of Science degree majoring in Kinesiology with concentration in exercise and fitness from the University of Illinois at Chicago.
- Grew up in Cary, Ill., and now resides in Phoenix, Ariz.



**TANNER FIELDS**  
MINOR LEAGUE PHYSICAL  
THERAPIST



**JOHN BIGGAR**  
MINOR LEAGUE PHYSICAL  
THERAPIST



**KYLE ROSS**  
MINOR LEAGUE EQUIPMENT  
ASSISTANT



**ETHAN DIXON**  
COORDINATOR, SCOUTING AND  
PLAYER DEVELOPMENT VIDEO  
OPERATIONS



**TUNG-LIN LI**  
ATHLETIC TRAINING  
ASSISTANT/INTERPRETER

# SCOUTING & PLAYER DEVELOPMENT

## SCOUTING STAFF

Vice President, Scouting Operations.....	Don Welke
Director, Amateur Scouting.....	Mark Conner
Director, Pro Scouting.....	Pete DeYoung
Director, International Scouting/Field Coordinator.....	Chris Kemp
Director, Pacific Rim Operations.....	Acey Kohrogi
Assistant Scouting Director.....	Kurt Kemp
Coordinator of Amateur Scouting.....	Sam Ray
Manager, Scouting and Player Development Video Operations.....	Matt Simonetti
Coordinator, Amateur Scouting and Baseball Operations.....	Layne Gross



### MARK CONNER

#### DIRECTOR, AMATEUR SCOUTING

- Mark Conner enters his ninth season with the Padres organization and his fourth as director of scouting after being named to the position on November 10, 2014.
- First joined the Padres as an amateur scout in 2010 and was promoted to northeast regional supervisor prior to the 2014 season.
- Received the Padres' Denny Galehouse Scout of the Year Award in 2010, awarded for his thoroughness and diligence in covering his territory and exhausting all resources to gather information about players being scouted.
- Prior to joining San Diego, Conner served as pitching coach at the University of South Carolina, Aiken for five seasons (2005-09), where he helped guide the Pacers to a school-record 47 wins in 2008.
- Before his time at USCA, he served as an assistant coach at the nationally-ranked Indian Hills Community College (Iowa), where he worked with pitchers and catchers.
- Also served as an assistant coach and recruiting coordinator for Cumberland University (Tenn.) for four seasons before joining Indian Hills...played catcher during his college years at Cumberland, where he was a member of four conference championships (1996-99), and appeared in three NAIA World Series... earned both his Bachelors of Arts (1999) and Masters of Arts (2002) degrees in Education.
- A native of Cleveland, Ohio, he and his wife, Jennifer, have one daughter, Claire.



### PETE DEYOUNG

#### DIRECTOR, PROFESSIONAL SCOUTING

- Pete DeYoung enters his 13th season in the Padres organization and his third as the director of professional scouting after being promoted to the position in July 2015.
- Joined the Padres organization as a baseball operations intern during the 2005 season, mainly handling the advance scouting duties for the club...spent the 2006-07 seasons as an amateur scout for the Southeast region...spent three seasons as the club's assistant to the scouting director from 2008-10.
- During the 2010 season, also served as the West Coast Regional Supervisor, a position he served exclusively in for the previous five seasons (2011-15), before being promoted to his current position.
- An infielder, he played five years (2000-04) in the Independent Northern League with the Adirondack Lumberjacks, New Jersey Jackals, Joliet Jackhammers and the Gary Southshore RailCats...won Northern League titles in 2000 with Adirondack and 2001 with New Jersey...invited to minor league Spring Training with the St. Louis Cardinals in 2000 and the Atlanta Braves in 2001.
- A native of Chicago, he graduated from Brown University where he was a two-time First-Team All-Ivy League performer (1998-99) and a three-time academic All-Ivy.
- Resides in Carlsbad, Calif. with his wife, Mariel, and their two daughters, Addison and Amelia.



### CHRIS KEMP

#### DIRECTOR, INTERNATIONAL SCOUTING/FIELD COORDINATOR

- Chris Kemp enters his fourth season with the Padres organization as director of international scouting after being named to the position on October 4, 2014...Kemp will also take on field coordinator duties in 2018, leading the on-field development of position players.
- Prior to joining the Padres, Kemp spent the previous five seasons (2010-14) as a scout for the Texas Rangers, covering North Carolina, South Carolina and Eastern Tennessee.
- Spent the 2008-09 seasons as an assistant coach at Spartanburg Methodist College, helping guide the Pioneers to the JUCO World Series in 2009.
- Signed with the Texas Rangers as an undrafted free agent in 2006 and played two professional seasons, hitting .243 with 15 doubles, nine home runs and 51 RBI in 115 games.
- Graduated and played collegiately at the University of Tennessee, where he majored in psychology.
- Born in Stone Mountain, GA on August 24, 1983.



**ACEY KOHROGI**  
DIRECTOR, PACIFIC RIM  
OPERATIONS



**KURT KEMP**  
ASSISTANT SCOUTING  
DIRECTOR



**SAM RAY**  
COORDINATOR OF AMATEUR  
SCOUTING



**MATT SIMONETTI**  
MANAGER, SCOUTING  
& PLAYER DEV. VIDEO  
OPERATIONS



## PROFESSIONAL SCOUTS

Keith Boeck	Professional Scout
Chris Bourjos	Professional Scout
Spencer Graham	Professional Scout
Tim Holt	Professional Scout
Mike Juhl	Professional Scout Crosschecker
Mark Merila	Professional Scout
Dominic Scavone	Professional Scout
Duane Shaffer	Professional Scout
Tyler Tufts	Professional Scout
Mike Venafro	Professional Scout
Cory Wade	Professional Scout

## NATIONAL CROSSCHECKER AND REGIONAL SUPERVISORS

Chip Lawrence	National Crosschecker
Yancy Ayres	Central Supervisor
Josh Emmerick	West Coast Supervisor
Chris Kelly	Southeast Supervisor
Andrew Salvo	Northeast Supervisor

## AMATEUR SCOUTS AND TERRITORIES

Stephen Baker	Deep South
Justin Baughman	Northwest
Nick Brannon	Amateur Crosschecker/Carolinas
Eddie Ciafardini	Amateur Scout
Brian Cruz	South Florida and Puerto Rico
Kevin Ham	South Texas/South Louisiana
Troy Hoerner	Upper Midwest
Dustin Johnson	Mid-Atlantic
Jake Koenig	Northeast
Nick Long	San Diego/Orange County
Matt Maloney	Ohio Valley
John Martin	North Florida
Preston Mattingly	Amateur Scout
Steve Moritz	Plain States
James Parker	Four Corners
Tim Reynolds	Northern California
Willie Ronda	Puerto Rico
Matt Schaffner	North Texas/North Louisiana
Jeff Stevens	Los Angeles
Tyler Stubblefield	Georgia
Murray Zuk	Canada

## INTERNATIONAL SCOUTING SUPERVISORS

Trevor Schumm	Supervisor, International
Felix Feliz	Coordinator, Latin American Scouting
Yfrain Linares	Supervisor, Venezuela
Bill McLaughlin	Supervisor, Mexico
Alvin Duran	Supervisor, Dominican Republic

## INTERNATIONAL SCOUTS

Antonio Alejos	Venezuela	Manuel Marin	Venezuela
Andres Cabadias	Columbia	Ricardo Montenegro	Panama
Milton Croes	Aruba	Hoon Namgung	Korea and Taiwan
Emenejildo Diaz	Dominican Republic	Luis Prieto	Venezuela
Jhonathan Feliz	Dominican Republic	Ysrael Rojas	Dominican Republic
Po-Hsuan Keng	Taiwan	Takashi Saito	Japan
Martin Jose	Dominican Republic	Jose Salado	Dominican Republic
Victor Magdaleno	Venezuela	Damian Shanahan	Australia

# SCOUTING & PLAYER DEVELOPMENT

## PROFESSIONAL SCOUTS



**KEITH BOECK**



**CHRIS BOURJOS**



**SPENCER GRAHAM**



**TIM HOLT**



**MIKE JUHL**



**MARK MERILA**



**DOMINIC SCAVONE**



**DUANE SHAFFER**



**TYLER TUFTS**



**MIKE VENAFRO**



**CORY WADE**





## NATIONAL CROSSCHECKER AND REGIONAL SUPERVISORS



**CHIP LAWRENCE**



**YANCY AYRES**



**JOSH EMMERICK**



**CHRIS KELLY**



**ANDREW SALVO**

## AMATEUR SCOUTS



**STEPHEN BAKER**



**JUSTIN BAUGHMAN**



**NICK BRANNON**



**EDDIE CIAFARDINI**



**BRIAN CRUZ**



**KEVIN HAM**




**TROY HOERNER**



**DUSTIN JOHNSON**



**JAKE KOENIG**



**NICK LONG**



**MATT MALONEY**



**PRESTON MATTINGLY**



**STEVE MORTIZ**



**JAMES PARKER**



**TIM REYNOLDS**



**WILLIE RONDA**



**MATT SCHAFFNER**



**JEFF STEVENS**



**TYLER STUBBLEFIELD**



**MURRAY ZUK**

# SCOUTING & PLAYER DEVELOPMENT

## INTERNATIONAL SCOUTING SUPERVISORS



TREVOR SCHUMM



BILL MCLAUGHLIN



YFRAIN LINARES



FELIX FELIZ



ALVIN DURAN


## INTERNATIONAL SCOUTS



ANTONIO ALEJOS




ANDRES CABADIAS



MILTON CROES



EMENEJILDO DIAZ



JHONATHAN FELIZ



PSD-HSUAN KENG



MARTIN JOSE



VICTOR MAGDALENO



MANUEL MARIN



RICARDO MONTENEGRO



HOON NAMGUNG



LUIS PRIETO



YSRAEL ROJAS



TAKASHI SAITO



JOSE SALADO



DAMIAN SHANAHAN



## 2017 AWARD WINNERS

### PLAYER OF THE YEAR

Infielder Fernando Tatis Jr. was named the Padres Minor League Player of the Year for the 2017 season.

- Tatis Jr. had a breakthrough campaign for Fort Wayne (A), becoming the first 18-year-old to post a 20-20 season in Midwest League history...he set a Fort Wayne record with 21 home runs and led the Midwest League in walks (75) and on-base percentage (.390) while hitting .281 (121-for-431) and collecting 68 RBI and 29 steals in 117 games for the TinCaps...earned Midwest League Mid-Season All-Star honors and was named Player of the Week twice.
- Promoted to Double-A San Antonio on 8/21 and was the youngest player in the Texas League by season's end...finished the Missions' regular season on a nine-game hitting streak, batting .255 (14-for-55) in his 14 Texas League games...received his first postseason action in the Texas League playoffs, starting in all five games and hitting .350 (7-for-20) with a double, a home run, two RBI and five runs scored.
- Following the season, was drafted first overall in the Dominican Republic Winter League Draft.

### PITCHER OF THE YEAR

Left-handed pitcher Joey Lucchesi was named the Padres Minor League Pitcher of the Year for the 2017 season, pitching to a combined 11-7 record with a 2.20 ERA (34 ER, 139.0 IP), 148 strikeouts against 33 walks and a .200 opponent batting average in 24 appearances (23 starts) between Lake Elsinore (A) and San Antonio (AA).

- Began the season with Lake Elsinore and earned California League Mid-Season All-Star honors, pitching to a 6-4 record with a 2.52 ERA (22 ER, 78.2 IP) and 95 strikeouts against 19 walks while limiting opposing hitters to a .194 average.
- Promoted to San Antonio on 7/1 where he lowered his ERA, pitching to a 1.79 mark (12 ER, 60.1 IP) while striking out 53 and walking just 14 and limiting the opposition to a .208 clip.
- Allowed three earned runs or less in 22 of his 23 starts, two or less in 17 starts, one or less in 12 and no earned runs in seven.
- Earned the win and gave the Missions a 2-1 series lead over three-time defending champion Midland on 9/8, although San Antonio eventually fell in five games in the Texas League semifinals...he tossed 7.0-shutout innings, allowing six hits and one walk while striking out six in the 9-0 victory.

### JACK KROL AWARD

Vinny Lopez was the 2017 recipient of the Jack Krol Award for contributions to player development.

- In 2017, Lopez served as the hitting coach for the AZL Padres 2 in the organization's first season having their Rookie-Level affiliate in Peoria, Ariz., sectioned off into two squads.
- His group of hitters was one of the youngest in the AZL and ranked second in runs, hits, and walks, third in home runs, fourth in batting average and tied for fourth in doubles.
- Lopez will serve as manager for the AZL Padres 1 in 2018.

### ALL-STAR FUTURES GAME

July 9, 2017 at Marlins Park, Miami

RHP Cal Quantrill, INF Josh Naylor (World)

## AWARD WINNERS

### PLAYERS OF THE YEAR

1993	Homer Bush
1994	Raul Casanova
1995	Derrek Lee
1996	Derrek Lee
1997	Mike Darr
1998	George Arias
1999	Sean Burroughs
2000	Mike Darr/Jeremy Owens
2001	Xavier Nady
2002	Josh Barfield/Jon Knott
2003	Josh Barfield
2004	Paul McNulty
2005	Ben Johnson
2006	Will Venable
2007	Chase Headley
2008	Kyle Blanks
2009	James Darnell
2010	Jason Hagerly/Luis Martinez/Jeudy Valdez
2011	Jedd Gyorko/Rico Noel/Rymer Liriano
2012	Jedd Gyorko/Rico Noel/Rico Noel
2013	Tommy Medica/Austin Hedges/Travis Jankowski
2014	Fernando Perez/Trea Turner/Mallex Smith
2015	Nick Torres
2016	Hunter Renfroe
2017	Fernando Tatis Jr.

### PITCHER OF THE YEAR

1993	Bryce Florie
1994	Glenn Dishman
1995	Heath Murray
1996	Shane Dennis
1997	Matt Clement
1998	Harry Herndon, Jr.
1999	Ricky Guttormson
2000	Brian Lawrence/Jake Peavy
2001	Dennis Tankersley
2002	Justin Germano
2003	Gabe Ribas
2004	Tim Stauffer/Brad Baker
2005	Jared Wells
2006	Mike Ekstrom
2007	Josh Gear
2008	Jeremy Hefner
2009	Simon Castro
2010	Brad Brach
2011	Keyvius Sampson
2012	Matt Wisler
2013	Matt Wisler
2014	James Needy
2015	Colin Rea
2016	Walker Lockett
2017	Joey Lucchesi

### JACK KROL AWARD

1995	Jim Daniel
1996	Jerry Royster
1997	Tony Franklin
1998	Darrel Akerfelds
1999	Don Wemer
2000	Craig Colbert/Darren Balsley
2001	Craig Colbert
2002	George Hendrick
2003	Gary Jones
2004	Gary Jones
2005	Rick Renteria
2006	Carlos Lazcano
2007	Randy Ready
2008	Steve Webber
2009	Doug Dascenzo
2010	Gary Jones
2011	Tom Tornincasa
2012	Nelson Cruz
2013	Rich Dauer
2014	Michael Collins
2015	Anthony Contreras
2016	Rod Barajas
2017	Vinny Lopez

# SCOUTING & PLAYER DEVELOPMENT

## 2017 LEAGUE AWARD WINNERS

### PACIFIC COAST LEAGUE

PACIFIC COAST LEAGUE ALL-STAR GAME  
OF Nick Buss

PACIFIC COAST LEAGUE BATTING CHAMPION  
OF Nick Buss

ESURANCE HOME FIELD ADVANTAGE AWARD  
El Paso Chihuahuas

PACIFIC COAST LEAGUE TURF MANAGER OF THE YEAR  
Travis Howard

### TEXAS LEAGUE

TEXAS LEAGUE ALL-STAR GAME  
INF Luis Urias\*\*, RHP Kyle Lloyd, INF Ty France, RHP Michael Kelly, RHP Eric Yardley  
\*\*Starter

TEXAS LEAGUE POST-SEASON ALL-STAR TEAM  
INF Luis Urias, RHP Brett Kennedy, RHP Trey Wingenter

TEXAS LEAGUE MANAGER OF THE YEAR  
Philip Wellman

### CALIFORNIA LEAGUE

CALIFORNIA-CAROLINA LEAGUE ALL-STAR GAME  
RHP Cal Quantrill, INF Josh Naylor\*\*, LHP Eric Lauer, LHP Joey Lucchesi, RHP Colby Blueberg, RHP Trevor Frank, RHP Gerardo Reyes  
\*\* Starter

### MIDWEST LEAGUE

MIDWEST LEAGUE ALL-STAR GAME  
INF Fernando Tatis, OF Jorge Ona\*\*, LHP Logan Allen  
\*\* Starter

MIDWEST LEAGUE POST-SEASON ALL-STAR TEAM  
C Austin Allen

SPORTS TURF MANAGERS ASSOCIATION PROFESSIONAL BASEBALL'S "FIELD OF THE YEAR"  
Parkview Field (Fort Wayne TinCaps)

### NORTHWEST LEAGUE

NORTHWEST/PIONEER LEAGUE ALL-STAR GAME  
OF Luis Asuncion, RHP Emmanuel Ramirez, RHP Henry Henry

NORTHWEST LEAGUE POST-SEASON ALL-STAR TEAM  
LHP Ben Sheckler

NORTHWEST LEAGUE YEAR TOP STAR  
OF Luis Asuncion

## 2017 ORGANIZATIONAL LEADERS

### BATTING

PLAYER	AVG	G	AB	R	H	HR	RBI
Buss, Nick	.348	114	353	53	123	11	55
Cordero, Franchy	.326	93	390	68	127	17	64
Ortega, Rafael	.317	121	419	69	133	6	53
Rosario, Jeisson	.299	52	187	31	56	1	24
Villanueva, Christian	.296	109	398	69	118	20	86
Urias, Luis	.296	118	442	77	131	3	38
House, Mason	.293	39	164	28	48	2	33
Paulsen, Justin	.291	44	148	27	43	2	25
Goris, Diego	.285	125	439	59	125	11	56
Allen, Austin	.283	121	463	71	131	22	81

### PLAYER

Reyes, Franmil 25

Allen, Austin 22

Tatis Jr., Fernando 22

3 others tied at 20

### PLAYER

Reyes, Franmil 102

Villanueva, Christian 86

Allen, Austin 81

Tatis Jr., Fernando 75

Potts, Hudson 69

### PLAYER

Rosario, Eguay 33

Tatis Jr., Fernando 32

Ibarra, Reinaldo 26

Ortega, Rafael 26

Gettys, Michael 22

CLUB	AVG.	AB	R	H	HR	SB
El Paso	.283	4930	804	1395	179	117
AZL Padres 2	.264	1937	347	512	20	41
Lake Elsinore	.255	4806	630	1224	116	71
San Antonio	.253	4675	598	1183	100	59
AZL Padres	.249	1889	298	470	29	63
Fort Wayne	.244	4619	629	1129	127	126
Tri-City	.240	2575	310	617	23	86

### PITCHING

PITCHER	W-L	ERA	IP	H	BB	SO
Lucchesi, Joey	11-7	2.20	139.0	102	33	148
Perez, Ramon	2-2	2.66	50.2	37	33	48
Allen, Logan	7-9	2.95	125.0	109	44	142
Huffman, Chris	8-8	3.18	144.1	152	30	116
Lauer, Eric	6-8	3.30	122.2	117	36	132
Sheckler, Ben	5-6	3.35	96.2	101	30	94
Bachar, Lake	5-1	3.38	50.2	40	14	47
Keel, Jerry	7-8	3.41	126.2	112	32	124
Scholtens, Jesse	7-9	3.60	147.1	153	33	123

2 others tied at 3.70

### PITCHER

Kennedy, Brett 13

Lucchesi, Joey 11

De Los Santos, Enyel 10

Kelly, Michael 10

4 others tied at 8

### PITCHER

Wingenter, Trey 20

Maton, Phil 13

Bednar, David 11

2 others tied at 10

### PITCHER

Avila, Pedro 170

Lucchesi, Joey 148

Lloyd, Kyle 145

Allen, Logan 142

De Los Santos, Enyel 138

CLUB	W-L	ERA	H	SHO	SV	BB	SO
Tri-City	40-36	3.05	589	3	12	201	764
San Antonio	78-62	3.28	1130	1	43	403	1186
Lake Elsinore	64-76	3.95	1298	1	29	388	1255
Fort Wayne	68-72	4.18	1144	0	29	446	1307
AZL Padres 2	30-25	4.91	525	0	12	252	529
AZL Padres	25-31	4.98	488	0	13	253	561
El Paso	73-69	5.15	1406	1	31	538	995





## EL PASO CHIHUAHUAS



PACIFIC COAST LEAGUE (TRIPLE-A) PACIFIC SOUTHERN DIVISION

**2017 RECORD:** 73-69 (.514)  
**2017 FINISH:** 1st, PCL Pacific Southern  
**PRESIDENT:** Alan Ledford  
**P.R. CONTACT:** Tim Hagerty  
**PHONE/FAX:** 915-533-2273 / 915-242-2031  
**WEBSITE:** www.epchihuahuas.com  
**PADRES AFFILIATE SINCE:** 2014

**BALLPARK INFO:**  
Southwest University Park  
Built in 2014 ~ Capacity 8,100  
One Ballpark Way  
El Paso, TX 79901

### AWARDS, HIGHLIGHTS & RANKINGS

- The El Paso Chihuahuas finished the season in first place in the Pacific Coast League Pacific Southern Division, their third straight division title...the Chihuahuas have never had a losing season.
- El Paso won eight of their last 10 games and 19 of their last 28, becoming the only PCL team to clinch playoff berths in both 2016 and 2017.
- El Paso is the first Padres Triple-A affiliate to win three consecutive division titles since the Hawaii Islanders did so from 1975-1977.
- The Chihuahuas recorded their first-ever postseason series sweep after defeating the Reno Aces in a best-of-five division series before eventually falling short of the PCL Championship to the Memphis Redbirds.
- Nick Buss became the first Chihuahuas player to be crowned the PCL batting champion and was the lone El Paso representative in the 2017 PCL All-Star Game.
- Several Chihuahuas earned PCL weekly honors, including OF Hunter Renfroe (August 21-27 and August 28-September 4) and INF Christian Villanueva (May 15-21 and June 26-July 2).
- Renfroe became just the third PCL player to win back-to-back weekly PCL awards since 2009 and the first since teammate Austin Hedges in 2016.
- Bryan Rodriguez was named PCL Pitcher of the Week for the stretch of July 31-August 6.
- With Phil Maton and Dinelson Lamet making their MLB debuts in 2017, 28 Chihuahuas have made their big league debuts with the Padres since El Paso's inaugural 2014 season.

### NOTABLE RANKINGS

- OF Nick Buss earned the PCL batting title as he boasted a .348 batting average, the first-ever such title for a Chihuahuas player.
- OF Franchy Cordero led the league and set a Chihuahuas' single-season record with 18 triples, and also ranked second in the PCL in slugging percentage (.603) and seventh in batting average (.326)
- Cordero's 18 triples were tied for the most in Minor League Baseball with Double-A Midlands Jorge Mateo.
- OF Rafael Ortega finished tied for first in stolen bases (26).
- RHP Bryan Rodriguez finished seventh in the PCL in ERA (4.90) and RHP Jason Jester ranked tied for third in appearances (53).
- RHP Phil Maton ranked tied for fifth in saves (13) after converting all 13 of his opportunities.

### 2017 EL PASO CHIHUAHUAS BATTING STATISTICS

PLAYER	AVG	G	AB	R	H	2B	3B	HR	RBI	SAC	SF	HBP	SO	SB	CS	OBP	SLG	E
Asuaje, Carlos	.250	62	228	44	57	9	5	3	35	3	2	4	40	33	1	.369	.373	3
Blash, Jabari	.285	72	235	53	67	16	1	20	62	0	1	7	48	88	3	.419	.617	2
Buss, Nick	.348	114	353	53	123	19	8	11	55	0	6	4	27	54	9	.395	.541	1
Coleman, Dusty	.208	94	327	43	68	17	6	15	48	1	8	2	32	125	11	.276	.434	13
Cordero, Franchy	.326	93	390	68	127	21	18	17	64	2	0	4	23	118	15	.436	.603	3
Cowgill, Collin	.235	58	200	34	47	8	1	7	24	1	1	1	17	59	4	.327	.390	0
Cruz, Tony	.280	51	168	25	47	9	0	7	27	0	1	4	12	43	0	.341	.458	7
d'Arnaud, Chase	.297	45	172	39	51	8	1	4	19	1	2	2	17	33	12	.363	.424	8
Gale, Rocky	.278	103	342	43	95	20	2	2	37	2	5	4	24	55	0	.328	.365	4
Gonis, Diego	.285	125	439	59	125	23	1	11	56	0	3	0	28	92	5	.326	.417	13
Jankowski, Travis	.266	35	139	20	37	5	1	0	11	0	0	0	18	28	8	.350	.317	1
Margot, Manuel	.150	5	20	1	3	0	1	0	4	0	0	0	3	4	2	.261	.250	1
Ortega, Rafael	.317	121	419	69	133	31	7	6	53	2	4	1	46	49	26	.383	.468	2
Pirella, Jose	.331	48	181	37	60	10	3	13	42	2	1	2	15	26	8	.387	.635	9
Renfroe, Hunter	.509	14	55	18	28	7	1	4	18	0	0	0	6	7	1	.557	.891	2
Romak, Jamie	.347	25	95	24	33	8	1	11	25	0	0	1	6	25	2	.392	.800	2
Rondon, Jose	.282	22	85	9	24	8	0	1	14	0	0	0	6	8	1	.330	.412	2
Sanchez, Hector	.269	7	26	2	7	2	0	2	6	0	0	0	2	4	0	.321	.577	0
Schimpf, Ryan	.202	69	242	44	49	7	1	19	44	0	2	3	36	105	0	.311	.475	6
Schulz, Nick	.182	29	88	13	16	2	1	4	8	0	1	1	8	20	1	.255	.364	0
Solarie, Yangervis	.286	2	7	1	2	0	0	0	2	0	0	0	1	2	0	.375	.286	0
Spangenberg, Cory	.348	17	66	8	23	3	1	1	7	0	0	2	4	8	3	.403	.470	3
Stevens, River	.417	5	12	3	5	1	0	0	2	0	0	1	1	2	0	.500	.500	3
Van Ganssen, Peter	.274	21	62	12	17	4	0	0	9	0	1	0	7	17	1	.343	.339	3
Villanueva, Christian	.296	109	398	69	118	28	2	20	86	1	6	6	43	83	4	.369	.528	7
<b>TEAM TOTAL</b>	<b>.283</b>	<b>142</b>	<b>4930</b>	<b>804</b>	<b>1395</b>	<b>273</b>	<b>63</b>	<b>179</b>	<b>768</b>	<b>29</b>	<b>45</b>	<b>49</b>	<b>478</b>	<b>1173</b>	<b>117</b>	<b>.349</b>	<b>.473</b>	<b>119</b>



# SCOUTING & PLAYER DEVELOPMENT

## 2017 EL PASO CHIHUAHUAS PITCHING STATISTICS

PLAYER	W	L	ERA	G	GS	CG	SHO	SV	IP	H	R	ER	HR	HB	BB	SO	WP	BK	AVG
Baumann, Buddy	0	0	1.59	3	0	0	0	1	5.2	4	1	1	1	1	1	7	0	0	.190
Bawcom, Logan	1	3	2.70	36	0	0	0	2	53.1	48	23	16	4	0	25	54	0	0	.240
Bethancourt, Christian	3	2	8.21	34	1	0	0	0	41.2	50	40	38	8	5	33	23	2	0	.296
Cahill, Trevor	0	1	6.00	1	1	0	0	0	3.0	4	2	2	1	0	1	4	0	0	.333
Capps, Carter	1	1	2.81	24	0	0	0	2	25.2	18	15	8	1	0	9	28	1	0	.188
Cimber, Adam	4	1	2.92	37	2	0	0	4	64.2	51	21	21	10	2	8	52	0	0	.216
Cosart, Jarred	1	0	0.00	1	0	0	0	0	4.0	2	0	0	0	0	1	4	0	0	.143
De Paula, Rafael	2	1	5.40	14	0	0	0	0	21.2	25	16	13	4	1	11	20	1	0	.301
Dimock, Michael	0	0	14.14	6	0	0	0	0	7.0	16	11	11	2	0	3	7	0	0	.457
Esch, Jake	0	0	7.71	1	1	0	0	0	4.2	7	4	4	1	1	0	3	0	0	.368
Fisher, Carlos	0	3	8.41	18	0	0	0	0	20.1	25	19	19	2	0	12	20	3	0	.305
Frank, Trevor	0	0	11.57	2	0	0	0	0	2.1	5	3	3	0	0	1	2	0	0	.417
Friedrich, Christian	0	1	18.00	1	1	0	0	0	3.0	6	6	6	2	0	2	4	0	0	.400
Gale, Rocky	0	0	0.00	2	0	0	0	0	1.0	1	0	0	0	1	0	1	0	0	.250
Hessler, Keith	2	2	4.57	41	0	0	0	1	45.1	52	25	23	7	1	23	36	1	0	.292
Huffman, Chris	3	1	3.31	7	7	0	0	0	32.2	35	12	12	6	1	9	27	0	0	.273
Jenkins, Tyrell	4	8	7.76	17	16	0	0	0	82.1	111	75	71	16	1	52	56	1	0	.337
Jester, Jason	4	2	5.91	53	0	0	0	3	67.0	79	45	44	9	4	27	41	3	0	.296
Kelly, Michael	3	2	6.64	13	7	0	0	0	42.0	47	33	31	6	4	26	37	2	0	.285
Lamet, Dinelson	3	2	3.23	8	8	0	0	0	39.0	32	17	14	2	1	20	50	2	0	.222
Lee, Zach	2	5	7.12	16	14	0	0	0	67.0	89	55	53	11	2	34	43	0	0	.320
Lloyd, Kyle	1	4	7.02	12	12	1	0	0	57.2	79	49	45	8	0	27	56	0	0	.335
Lockett, Walker	5	2	4.39	10	10	0	0	0	55.1	67	37	27	9	2	13	33	3	0	.289
Lyles, Jordan	1	1	4.50	5	5	0	0	0	20.0	20	11	10	1	1	8	20	1	0	.260
Magill, Matt	6	5	3.95	19	17	0	0	0	95.2	105	47	42	13	5	41	73	0	1	.285
Maton, Phil	1	1	2.84	23	0	0	0	13	25.1	22	10	8	1	0	8	31	1	0	.234
Mazzoni, Cory	1	0	0.89	14	0	0	0	1	20.1	18	2	2	0	0	3	31	1	0	.231
McGrath, Kyle	0	0	1.50	5	0	0	0	0	6.0	3	1	1	1	1	0	5	0	0	.143
Melville, Tim	1	0	4.66	2	2	0	0	0	9.2	7	8	5	0	0	10	8	0	0	.194
Nina, Aroni	0	0	9.00	1	0	0	0	0	1.0	2	1	1	0	0	0	1	0	0	.400
Overton, Dillon	6	4	5.63	12	12	0	0	0	64.0	77	41	40	12	1	17	30	2	0	.294
Quackenbush, Kevin	4	1	3.90	22	0	0	0	4	27.2	28	15	12	4	1	9	24	1	0	.277
Rienzo, Andre	3	0	2.83	21	5	0	0	0	41.1	37	18	13	3	1	27	39	2	0	.243
Rodriguez, Bryan	8	8	4.90	26	20	1	1	0	126.2	157	76	69	9	5	37	63	6	0	.308
Smith, Jake	0	0	0.00	2	0	0	0	0	3.2	2	0	0	0	1	4	4	0	0	.167
Valdez, Jose	2	3	5.02	23	0	0	0	0	28.2	34	16	16	2	0	11	30	8	0	.288
Vargas, Cesar	1	0	15.09	10	0	0	0	0	11.1	18	20	19	1	2	13	12	3	0	.375
Weaver, Jered	0	0	9.00	1	1	0	0	0	3.0	5	3	3	0	0	1	0	0	0	.357
Wieck, Brad	0	0	10.29	9	0	0	0	0	7.0	11	9	8	1	2	10	8	3	0	.344
Yardley, Eric	0	1	2.00	5	0	0	0	0	9.0	7	2	2	2	1	1	8	0	0	.226
<b>TEAM TOTAL</b>	<b>73</b>	<b>69</b>	<b>5.13</b>	<b>142</b>	<b>142</b>	<b>2</b>	<b>6</b>	<b>31</b>	<b>1246.2</b>	<b>1406</b>	<b>789</b>	<b>711</b>	<b>160</b>	<b>48</b>	<b>538</b>	<b>995</b>	<b>47</b>	<b>1</b>	<b>.286</b>

## 2018 EL PASO CHIHUAHUAS COACHING STAFF



**ROD BARAJAS**  
MANAGER



**BRONSWELL PATRICK**  
PITCHING COACH



**MORGAN BURKHART**  
HITTING COACH



**LANCE BURKHART**  
FIELDING COACH



**NATHAN STEWART**  
ATHLETIC TRAINER



**DANIEL TURNER**  
ATHLETIC TRAINER



**A.J. RUSSELL**  
STRENGTH COACH

SCOUTING & PLAYER  
DEVELOPMENT



## SAN ANTONIO MISSIONS



### TEXAS LEAGUE (DOUBLE-A)

**2017 RECORD:** 78-62 (.557)  
**2017 FINISH:** 1st (1st half); 1st (2nd half)  
**PRESIDENT:** Burl Yarbrough  
**P.R. CONTACT:** Rich Weimert  
**PHONE/FAX:** 210-675-7275 / 210-670-0001  
**WEBSITE:** www.samissions.com  
**PADRES AFFILIATE SINCE:** 2007

### SOUTH DIVISION

**BALLPARK INFO:**  
 Nelson W. Wolff Stadium  
 Built in 1994 ~ Capacity 6,200+  
 5757 Highway 90 West  
 San Antonio, TX 78227

### AWARDS & HIGHLIGHTS

- The San Antonio Missions finished the season in first place in the Texas League South, earning both the first and second half division titles.
- The Missions advanced to postseason play for the first time since 2013 before eventually falling short in the Division Series.
- The Missions pitching staff set a Texas League record with 1,286 strikeouts.
- RHP Kyle Lloyd tossed the Missions' first-ever no-hitter at Wolff Stadium on May 13 vs. Frisco...it was the first no-hitter for San Antonio since 2014 when three pitchers combined for a no-hit performance vs. Corpus Christi, and the first solo no-hitter for a Missions pitcher since Rick Goulding in 1979 vs. Amarillo.
- Manager Phillip Wellman was named Texas League Manager of the Year, becoming the sixth San Antonio manager to earn the title and the first since Rich Dauer in 2013...Wellman also earned his 1,000th career win as a minor league manager on April 14, finishing the 2017 campaign with 1,073 career wins.
- INF Luis Urias was named Texas League Player of the Week for the week ending in April 23.
- Three Missions pitchers earned Texas League Pitcher of the Week honors, including RHP Brett Kennedy (May 1-7), RHP Enyel De Los Santos (April 10-16 and August 7-13) and RHP Kyle Lloyd (May 8-14 and June 12-18)
- Urias, Lloyd, INF Ty France, RHP Michael Kelly and RHP Eric Yardley earned Texas League Mid-Season All-Star honors.
- Urias, Kennedy and RHP Trey Wingenter were named Texas League Post-Season All-Stars.

### NOTABLE RANKINGS

- OF Franmil Reyes led the Texas League in home runs (25), extra-base hits (53) and total bases (235), ranked second in RBI (102), third in runs scored (79), fourth in slugging percentage (.464) and tied for sixth in doubles (27).
- INF Luis Urias' .398 on-base percentage was the highest in the league and he finished second in walks (68), fourth in runs scored (77) and sixth in batting average (.296).
- RHP Brett Kennedy led the Texas League with 13 wins and RHP Enyel De Los Santos ranked tied for fifth (10).
- De Los Santos finished tied for third in innings pitched (150.0) and third in strikeouts (138).
- Kennedy finished fourth in strikeouts (134) and sixth in ERA (3.70).
- RHP Trey Wingenter led the Texas League in saves after converting 20 of his 26 save opportunities and ranked second in games finished (37).

### 2017 SAN ANTONIO MISSIONS BATTING STATISTICS

PLAYER	AVG	G	AB	R	H	2B	3B	HR	RBI	SAC	SF	HBP	BB	SO	SB	CS	OBP	SLG	E
Blanco, Felipe	.158	5	19	4	3	0	0	1	1	0	0	0	2	2	0	0	.238	.316	1
Bousfield, Austin	.229	93	297	35	68	11	1	4	30	2	3	5	30	52	15	6	.307	.313	2
France, Ty	.275	97	363	42	100	20	1	5	39	0	2	15	22	68	1	0	.341	.377	11
Guerra, Javier	.212	39	132	18	28	6	0	3	15	4	0	1	8	46	0	3	.262	.326	11
Kennedy, A.J.	.069	27	101	4	7	1	0	2	8	1	1	3	5	36	1	0	.136	.139	6
Martinez, Alberth	.241	113	395	45	95	24	2	10	45	1	2	7	25	82	6	2	.296	.387	3
McGee, Stephen	.252	78	230	34	58	15	0	7	31	0	1	3	48	68	0	0	.387	.409	7
Naylor, Josh	.250	42	156	18	39	9	0	2	19	0	2	1	16	36	2	1	.320	.346	6
Perez, Fernando	.212	63	212	20	45	8	1	3	18	0	1	4	16	64	0	2	.279	.302	2
Perio, Noah	.281	112	430	53	121	15	4	4	36	2	2	2	30	60	7	5	.330	.363	4
Reyes, Franmil	.258	135	507	79	131	27	1	25	102	0	8	3	48	134	4	4	.322	.464	4
Rivas, Webster	.287	39	136	21	39	9	1	1	23	0	1	0	12	35	0	0	.342	.390	3
Rondon, Jose	.293	51	215	30	63	12	3	4	28	1	1	1	16	43	2	1	.343	.433	6
Schulz, Nick	.251	88	311	36	78	17	1	14	41	0	2	6	44	96	7	4	.353	.447	0
Stevens, River	.215	43	149	16	32	7	1	0	9	4	1	1	12	29	0	2	.276	.275	8
Tatis Jr., Fernando	.255	14	55	6	14	1	0	1	6	0	0	0	2	17	3	0	.281	.327	5
Torres, Nick	.277	119	437	59	121	16	1	11	61	0	2	4	24	108	3	5	.319	.394	5
Urias, Luis	.296	118	442	77	131	20	4	3	38	6	2	8	68	65	7	5	.398	.380	19
Van Gansen, Peter	.121	10	33	0	4	0	0	0	0	0	0	0	3	8	1	1	.194	.121	0
<b>TEAM TOTAL</b>	<b>.253</b>	<b>140</b>	<b>4675</b>	<b>598</b>	<b>1183</b>	<b>218</b>	<b>21</b>	<b>100</b>	<b>552</b>	<b>23</b>	<b>31</b>	<b>64</b>	<b>431</b>	<b>1067</b>	<b>59</b>	<b>41</b>	<b>.323</b>	<b>.373</b>	<b>112</b>

# SCOUTING & PLAYER DEVELOPMENT

## 2017 SAN ANTONIO MISSIONS PITCHING STATISTICS

PLAYER	W	L	ERA	G	GS	CG	SHO	SV	IP	H	R	ER	HR	HB	BB	SO	WP	BK	AVG
Adam, Jason	0	0	0.00	1	0	0	0	0	2.0	1	0	0	0	0	2	1	0	.143	
Baumann, Buddy	0	0	5.40	4	0	0	0	0	3.1	4	2	2	0	0	2	3	2	0	.286
Blanco, Felipe	0	1	27.00	1	0	0	0	0	1.0	3	3	3	0	1	0	0	0	0	.500
Brasoban, Yimmi	0	1	4.71	22	0	0	0	1	28.2	34	16	15	4	0	20	20	1	0	.293
Castillo, Jose	1	0	2.89	8	0	0	0	0	9.1	8	3	3	1	0	4	10	0	0	.235
Kimber, Adam	1	1	2.81	12	0	0	0	1	16.0	12	5	5	1	4	2	13	0	0	.203
De Horta, Adrian	1	0	2.25	1	0	0	0	0	4.0	2	1	1	1	1	2	6	0	0	.143
De Los Santos, Enyel	10	6	3.78	26	24	0	0	0	150.0	131	69	63	12	8	48	138	3	3	.237
De Paula, Rafael	2	1	2.05	15	0	0	0	0	26.1	17	9	6	2	0	7	27	3	1	.185
Dorminy, Thomas	0	0	0.00	2	0	0	0	0	3.2	3	0	0	0	0	2	6	1	0	.214
Enright, Barry	0	0	2.92	2	2	0	0	0	12.1	13	5	4	1	0	2	9	0	0	.260
Esch, Jake	0	3	2.86	6	4	1	0	0	34.2	37	17	11	2	1	16	19	1	0	.278
France, Ty	1	0	0.00	2	0	0	0	0	2.0	0	0	0	0	0	1	0	0	0	.000
Friedrich, Christian	0	0	6.48	3	3	0	0	0	8.1	11	6	6	0	1	5	6	1	0	.306
Hancock, Justin	0	2	6.23	10	0	0	0	0	13.0	17	13	9	0	1	7	11	4	1	.327
Huffman, Chris	4	4	3.13	11	11	0	0	0	69.0	72	26	24	6	1	15	59	0	0	.268
Keel, Jerry	1	2	1.02	3	2	0	0	0	17.2	14	3	2	0	1	5	14	1	0	.222
Kelly, Michael	7	2	2.98	15	15	0	0	0	84.2	68	31	28	6	3	30	91	3	1	.221
Kennedy, Brett	13	7	3.70	26	26	0	0	0	141.0	133	62	58	16	7	38	134	7	0	.248
Lauer, Eric	4	3	3.93	10	9	0	0	0	55.0	52	25	24	6	0	17	48	0	0	.251
Lloyd, Kyle	7	5	3.71	15	15	1	1	0	89.2	78	40	37	2	1	24	89	4	0	.229
Lucchesi, Joey	5	3	1.79	10	9	0	0	1	60.1	46	17	12	3	1	14	53	3	1	.208
McGrath, Kyle	1	1	2.66	20	0	0	0	0	23.2	16	10	7	2	1	4	27	0	0	.182
Nading, Charles	0	2	4.50	21	0	0	0	5	22.0	28	15	11	1	1	14	23	6	0	.304
Nina, Aroni	2	2	3.30	23	0	0	0	2	30.0	30	13	11	1	1	10	22	1	1	.263
Nix, Jacob	1	2	5.53	6	6	0	0	0	27.2	32	21	17	0	2	9	22	1	0	.281
Quantrill, Cal	1	5	4.04	8	8	0	0	0	42.1	52	24	19	5	0	16	34	1	0	.295
Rodriguez, Bryan	0	0	3.18	2	2	0	0	0	11.1	10	4	4	0	0	2	5	0	0	.233
Smith, Jake	0	1	2.70	4	0	0	0	0	3.1	1	1	1	0	0	3	2	0	0	.091
Torres, Wilmer	1	0	0.00	1	0	0	0	0	2.0	2	0	0	0	0	0	3	0	0	.286
Vargas, Cesar	3	3	3.61	33	2	0	0	0	57.1	49	24	23	2	1	25	66	7	0	.229
Weir, T.J.	5	2	2.17	36	2	0	0	0	58.0	48	18	14	4	2	15	57	4	0	.219
Wieck, Brad	2	1	2.64	31	0	0	0	7	30.2	21	12	9	1	2	13	51	0	0	.191
Wingenter, Trey	2	1	2.45	49	0	0	0	20	47.2	33	16	13	6	2	19	64	6	0	.193
Yardley, Eric	3	1	2.05	44	0	0	0	6	61.1	52	18	14	2	3	12	52	0	0	.227
<b>TEAM TOTAL</b>	<b>78</b>	<b>62</b>	<b>3.28</b>	<b>140</b>	<b>140</b>	<b>2</b>	<b>12</b>	<b>43</b>	<b>1249.1</b>	<b>1130</b>	<b>529</b>	<b>456</b>	<b>87</b>	<b>46</b>	<b>403</b>	<b>1186</b>	<b>61</b>	<b>8</b>	<b>.240</b>

## 2018 SAN ANTONIO MISSIONS COACHING STAFF



**PHILLIP WELLMAN**  
MANAGER



**JIMMY JONES**  
PITCHING COACH



**RAUL PADRON**  
HITTING COACH



**JONATHAN MEYER**  
COACH



**ISAK YOON**  
ATHLETIC TRAINER



**DREW HEITHOFF**  
STRENGTH COACH

SCOUTING & PLAYER  
DEVELOPMENT



## LAKE ELSINORE STORM



### CALIFORNIA LEAGUE (SINGLE-A) SOUTH DIVISION

2017 RECORD: 64-76 (.457)

2017 FINISH: 3rd (1st half); 4th (2nd half)

GENERAL MANAGER: Raj Narayanan

P.R. CONTACT: Sean McCall & Matt Rodriguez

PHONE/FAX: 951-245-4487 / 951-245-0305

WEBSITE: www.stormbaseball.com

PADRES AFFILIATE SINCE: 2001

### BALLPARK INFO:

The Diamond

Built in 1994 ~ Capacity 6,064+

500 Diamond Drive

Lake Elsinore, CA 92530

### AWARDS & HIGHLIGHTS

- The Lake Elsinore Storm fell short of postseason play for just the fifth time in the last 17 seasons, finishing in fourth place in the California League South with an overall record of 64-76.
- Lake Elsinore's pitching staff led the California League with five complete games and posted a league-best 3.21 ERA through the first 63 games of the season.
- RHP Cal Quantrill and INF Josh Naylor represented the Padres organization in the 2017 All-Star Futures Game at Marlins Park.
- Quantrill and Naylor were joined by the following teammates as Cal League Mid-Season All-Stars: RHP Colby Blueberg, RHP Trevor Frank, LHP Eric Lauer, LHP Joey Lucchesi and RHP Gerardo Reyes.
- Naylor earned Cal League Player of the Month honors for the month of April.
- Lucchesi was named Player of the Week for the week ending on April 30 and OF Michael Gettys earned the honor for the week ending on June 4.
- RHP Jacob Nix was named Cal Pitcher of the Week for the week ending on July 2.
- C Austin Allen was named the Cal Player of the Month for the month of July, also earning weekly honors in back-to-back weeks on 7/16 and 7/23

### NOTABLE RANKINGS

- C Austin Allen ranked among California League leaders, including third in slugging percentage (.497), fourth in home runs (22), fourth in OPS (.849), sixth in total bases (230), tied for sixth in doubles (31), and seventh in RBI (81).
- OF Michael Gettys finished seventh in runs (84) and OF Edwin Moreno ranked fourth in triples (10).
- RHP Jacob Nix was one of only two California League pitchers in 2017 to record a complete-game shutout.
- RHP Colby Blueberg ranked fourth in games finished (32).

### 2017 LAKE ELSINORE STORM BATTING STATISTICS

PLAYER	AVG	G	AB	R	H	2B	3B	HR	RBI	SAC	SF	HBP	BB	SO	SB	CS	OBP	SLG	E
Allen, Austin	.283	121	463	71	131	31	1	22	81	0	2	7	44	109	0	1	.353	.497	9
Baker, Chris	.210	101	376	36	79	16	3	6	37	3	3	5	27	112	5	2	.270	.316	8
Belen, Carlos	.238	89	319	40	76	23	2	11	46	0	2	5	28	121	1	1	.308	.426	9
Bousfield, Auston	.256	11	43	8	11	4	0	2	3	0	0	1	7	9	0	2	.373	.488	0
Boykin, Rod	.314	43	172	30	54	9	5	6	20	0	0	1	16	62	7	1	.376	.529	2
Burgos, Aldemar	.000	2	7	1	0	0	0	0	0	0	0	0	0	5	0	0	.000	.000	0
De La Cruz, Wilfri	.227	28	97	11	22	5	0	2	11	0	0	1	1	30	0	0	.242	.340	4
Del Castillo, Miguel	.245	15	53	5	13	3	0	1	5	0	0	0	7	15	0	0	.333	.358	1
Easley, Nate	.059	4	17	1	1	0	0	0	1	0	0	0	0	2	0	0	.059	.059	0
Flores, Yuniet	.247	24	89	8	22	5	0	0	6	1	0	0	10	16	2	2	.323	.303	1
France, Ty	.288	30	111	10	32	4	2	0	19	0	1	12	7	16	1	0	.389	.360	1
Garcia, Alan	.212	10	33	0	7	0	0	0	3	0	1	0	1	12	0	0	.229	.212	0
Gettys, Michael	.254	116	457	84	116	22	4	17	51	2	2	6	46	191	22	8	.329	.431	9
Giron, Ruddy	.233	117	450	50	105	26	2	7	36	1	1	3	33	119	13	2	.290	.347	25
Guerra, Javier	.226	89	349	38	79	18	5	6	38	2	2	1	19	113	2	1	.267	.358	13
Kohlway, Taylor	.244	92	303	40	74	15	5	1	25	6	3	5	27	81	2	2	.314	.337	4
Lambert, Greg	.167	3	6	0	1	0	0	0	0	0	0	0	1	1	0	1	.286	.167	1
Magee, Josh	.000	1	3	0	0	0	0	0	0	0	0	0	0	2	0	0	.000	.000	0
Moreno, Edwin	.267	100	405	59	108	20	10	11	52	1	0	7	18	135	4	2	.309	.447	11
Naylor, Josh	.297	72	283	41	84	16	2	8	45	0	1	2	27	48	7	1	.361	.452	6
Overstreet, Kyle	.321	53	190	25	61	13	0	4	29	0	4	1	20	31	1	0	.381	.453	4
Perez, Fernando	.281	47	185	29	52	8	2	10	33	0	2	0	10	37	0	0	.315	.508	4
Selesky, Tyler	.209	28	86	8	18	5	0	0	7	0	1	1	9	24	0	0	.289	.267	3
Stevens, River	.287	23	94	13	27	3	1	1	9	0	0	0	9	11	2	1	.350	.372	1
Van Gansen, Peter	.242	51	182	17	44	9	2	1	25	0	2	0	15	28	1	0	.296	.330	5
White, Boomer	.219	10	32	5	7	1	1	0	5	0	1	1	3	10	1	0	.297	.313	1
<b>TEAM TOTAL</b>	<b>.255</b>	<b>140</b>	<b>4806</b>	<b>630</b>	<b>1224</b>	<b>256</b>	<b>47</b>	<b>116</b>	<b>587</b>	<b>16</b>	<b>28</b>	<b>59</b>	<b>385</b>	<b>1341</b>	<b>71</b>	<b>27</b>	<b>.316</b>	<b>.400</b>	<b>136</b>

# SCOUTING & PLAYER DEVELOPMENT

## 2017 LAKE ELSINORE STORM PITCHING STATISTICS

PLAYER	W	L	ERA	G	GS	CG	SHO	SV	IP	H	R	ER	HR	HB	BB	SO	WP	BK	AVG
Allen, Logan	2	5	3.97	11	10	0	0	0	56.2	60	29	25	2	0	18	57	2	0	.271
Avila, Pedro	1	4	4.98	10	9	0	0	0	43.1	50	31	24	2	2	18	53	12	2	.284
Barnette, Tyler	0	1	6.08	9	0	0	0	0	13.1	21	9	9	0	1	8	9	6	1	.382
Bednar, David	0	3	3.58	21	0	0	0	2	27.2	27	12	11	1	4	9	31	0	0	.257
Blueberg, Colby	7	2	2.85	45	0	0	0	10	60.0	50	21	19	3	0	25	74	7	1	.224
Boushley, Caleb	0	0	4.15	1	0	0	0	0	4.1	6	2	2	0	0	1	3	0	0	.316
Cahill, Trevor	0	1	6.75	1	1	0	0	0	2.2	3	4	2	0	0	1	3	2	0	.231
Capps, Carter	0	0	0.00	2	1	0	0	0	2.0	0	0	0	0	0	2	2	0	0	.000
Castillo, Jose	3	2	2.87	39	0	0	0	1	47.0	38	19	15	0	3	22	49	3	0	.220
Cosart, Jarred	1	0	4.50	1	0	0	0	0	2.0	3	1	1	0	0	2	1	0	0	.375
Cosme, Jean	0	3	7.43	6	6	0	0	0	23.0	35	19	19	1	3	12	17	1	1	.357
Cunningham, Alex	0	0	18.00	1	1	0	0	0	2.0	7	4	4	0	0	1	4	0	0	.583
De Horta, Adrian	3	1	4.89	8	7	0	0	0	35.0	35	26	19	4	1	11	42	5	1	.248
Diaz, Miguel	0	0	3.68	2	2	0	0	0	7.1	8	3	3	0	0	3	5	0	0	.296
Dorminy, Thomas	2	3	4.13	29	4	0	0	0	61.0	76	35	28	3	2	20	58	4	1	.309
Esch, Jake	1	4	5.74	7	7	1	0	0	42.1	56	32	27	5	2	8	31	4	0	.320
Frank, Trevor	4	4	4.23	43	0	0	0	7	55.1	55	27	26	7	2	9	66	2	0	.253
Friedrich, Christian	0	0	3.52	2	2	0	0	0	7.2	5	3	3	1	0	2	7	1	0	.192
Galindo, Jose	0	0	0.00	1	0	0	0	0	1.0	0	0	0	0	0	0	2	0	0	.000
Headman, Will	0	1	3.38	2	1	0	0	0	2.2	3	1	1	0	1	1	3	0	0	.273
Huffman, Chris	1	3	3.16	8	6	1	0	0	42.2	45	22	15	3	1	6	30	2	0	.266
Keel, Jerry	3	4	4.48	12	9	1	0	1	60.1	59	32	30	4	0	13	60	1	0	.261
Kulman, Spencer	0	0	0.00	2	0	0	0	0	2.0	2	0	0	0	0	1	2	1	0	.250
Lauer, Eric	2	5	2.79	12	12	0	0	0	67.2	65	25	21	4	3	19	84	3	0	.250
Lemond, Zech	2	3	4.39	44	0	0	0	1	65.2	79	40	32	5	4	17	68	8	0	.295
Lucchesi, Joey	6	4	2.52	14	14	0	0	0	78.2	56	26	22	9	2	19	95	6	2	.194
Megill, Trevor	1	0	13.5	2	0	0	0	0	2.2	5	4	4	0	0	2	3	1	0	.385
Nix, Jacob	4	3	4.32	11	10	1	1	0	66.2	78	40	32	5	3	10	51	7	0	.297
Quantrill, Cal	6	5	3.67	14	14	0	0	0	73.2	78	35	30	5	4	24	76	5	1	.273
Ramirez, Emmanuel	2	2	3.82	6	6	0	0	0	33.0	34	15	14	2	1	12	37	5	0	.274
Reyes, Gerardo	3	3	2.63	47	0	0	0	5	61.2	54	22	18	3	2	31	65	10	0	.240
Ruiz, Jose	1	2	5.98	44	0	0	0	2	49.2	57	34	33	7	2	25	45	6	0	.291
Scholtens, Jesse	6	7	3.98	19	18	1	0	0	110.2	124	52	49	10	5	24	86	10	0	.283
Smith, Jake	1	0	2.89	9	0	0	0	0	9.1	8	5	3	1	0	4	13	0	0	.211
Stevens, River	0	0	--	1	0	0	0	0	0.0	1	0	0	0	0	2	0	0	0	1.000
Torres, Wilmer	1	0	0.00	1	0	0	0	0	1.0	0	0	0	0	0	0	1	0	0	.000
Weir, T.J.	1	0	1.86	10	0	0	0	0	19.1	14	6	4	0	0	5	22	4	0	.200
White, Boomer	0	1	0.00	1	0	0	0	0	0.1	1	1	0	0	0	1	0	0	0	.500
<b>TEAM TOTAL</b>	<b>69</b>	<b>71</b>	<b>4.22</b>	<b>140</b>	<b>140</b>	<b>0</b>	<b>6</b>	<b>38</b>	<b>1245.1</b>	<b>1260</b>	<b>690</b>	<b>584</b>	<b>101</b>	<b>64</b>	<b>456</b>	<b>1146</b>	<b>98</b>	<b>8</b>	<b>.263</b>

## 2018 LAKE ELSINORE STORM COACHING STAFF



**EDWIN RODRIGUEZ**  
MANAGER



**PETE ZAMORA**  
PITCHING COACH



**DOUG BANKS**  
HITTING COACH



**FREDDY FLORES**  
FIELDING COACH



**RICKY HUERTA**  
ATHLETIC TRAINER



**JAY YOUNG**  
STRENGTH COACH

SCOUTING & PLAYER  
DEVELOPMENT





## FORT WAYNE TINCAPS



### MIDWEST LEAGUE (SINGLE-A)

**2017 RECORD:** 68-72 (.486)  
**2017 FINISH:** 8th (1st half); 2nd (2nd half)  
**PRESIDENT/GM:** Mike Nutter  
**P.R. CONTACT:** John Nolan  
**PHONE/FAX:** 260-482-6400 / 260-471-4678  
**WEBSITE:** www.TinCaps.com  
**PADRES AFFILIATE SINCE:** 1999

### EASTERN DIVISION

**BALLPARK INFO:**  
 Parkview Field  
 Built in 2009 ~ Capacity 8100  
 1301 Ewing Street  
 Fort Wayne, IN 46802

### AWARDS & HIGHLIGHTS

- Fort Wayne made a playoff appearance for the eighth time in the last nine seasons, advancing to the Midwest League Championship for the first time since 2012 before eventually falling short in the MWL championship series.
- The pitching staff set a MWL record with 1,307 strikeouts, while TinCaps hitters ranked third in the MWL in home runs (127).
- The TinCaps finished the regular season home schedule with an attendance of 409,253, the second-largest attendance number in franchise history, eclipsing the 400,000 mark for a fifth consecutive season.
- INF Fernando Tatis Jr. set a single-season home run record for Fort Wayne with 21 homers, becoming the first 18-year-old to boast 20-or-more home runs and doubles (26) in Midwest League history...he earned MWL Player of the Week honors for the weeks ending on May 21 and July 2 and was named a Mid-Season All-Star for Fort Wayne before being promoted to San Antonio in August.
- LHP Adrian Morejon was promoted to Fort Wayne July and posted a 4.23 ERA, allowing just one earned run in three of his six starts, with the TinCaps 4-2 in his outings.
- RHP Michel Baez allowed two-or-fewer earned runs in eight of his 10 regular season starts with Fort Wayne after making his professional debut in 2017, posting a 6-2 record with a 2.45 ERA with 82 SO against just eight BB while limiting the opposition to a .192 average...he turned in a career-high 14-strikeout performance on 7/31 vs. Dayton, including 10 of the swing-and-miss variety...posted a 2-0 record in 12 shutout-innings in his first two career postseason appearances.
- INF Hudson Potts earned MWL Player of the Month honors for the month of August, becoming the first Tincaps player to earn the honor since Austin Allen in April 2016...Potts was also awarded Player of the Week for the week of August 14-20.
- RHP Lake Bachar was named MWL Pitcher of the Week for the week of August 14-20.
- OF Jorge Ona and LHP Logan Allen earned MWL Mid-Season All-Star honors.

### NOTABLE RANKINGS

- Three TinCaps finished in the top-10 in home runs in the Midwest League, including INF Fernando Tatis Jr. (21), INF Hudson Potts (20) and INF Brad Zunica (18), who finished fourth, fifth and tied for eighth, respectively.
- Tatis Jr. finished near the top of the leaderboard in several offensive categories, including first in on-base percentage (.390), OPS (.910) and walks (75), second in extra-base hits (54) and SLG (.520) and third in total bases (224).
- INF Reinaldo Ibarra ranked tied for second in games played (126) and INF Hudson Potts ranked fifth in total bases (215).

### 2017 FORT WAYNE TINCAPS BATTING STATISTICS

PLAYER	AVG	G	AB	R	H	2B	3B	HR	RBI	SAC	SF	HBP	BB	SO	SB	CS	OBP	SLG	E
Anguizola, Luis	.500	1	2	1	1	0	0	0	0	0	0	0	0	1	0	0	.500	.500	0
Arias, Gabriel	.242	16	62	8	15	1	0	0	4	0	0	0	2	16	1	0	.266	.258	1
Benson, Tyler	.172	13	29	2	5	2	0	0	4	0	0	0	5	6	0	2	.294	.241	0
Boykin, Rod	.249	69	205	31	51	10	3	6	20	4	1	2	23	77	7	4	.329	.415	2
Easley, Nate	.261	77	257	39	67	14	4	4	25	4	0	2	41	64	14	4	.367	.393	7
Garcia, Alan	.262	12	42	3	11	2	0	0	3	0	0	1	0	11	0	1	.279	.310	0
Greene Jr., Marcus	.270	84	285	48	77	21	0	11	45	3	3	5	40	59	3	2	.366	.460	4
Ibarra, Reinaldo	.229	126	480	58	110	17	2	4	45	1	3	6	40	149	26	7	.295	.298	22
Kennedy, A.J.	.138	42	138	11	19	4	0	2	11	1	1	1	4	5	52	1	.189	.210	6
Ona, Jorge	.277	107	415	54	115	18	1	11	64	0	2	8	40	115	8	2	.351	.405	1
Overstreet, Kyle	.327	17	55	10	18	6	0	2	6	0	0	0	1	11	8	0	.448	.545	0
Potts, Hudson	.253	125	491	67	124	23	4	20	69	0	2	6	23	140	0	1	.293	.438	9
Reed, Buddy	.234	88	316	48	74	17	8	6	35	1	3	3	23	97	12	8	.290	.396	2
Rivas, Webster	.232	23	69	3	16	3	0	1	7	0	0	0	9	13	0	0	.321	.319	3
Rosario, Eguy	.206	50	180	15	37	9	2	0	13	1	0	3	20	51	17	5	.296	.278	6
Seagle, Chandler	.148	10	27	1	4	1	0	0	4	0	1	0	0	12	0	0	.143	.185	2
Selesky, Tyler	.164	25	73	10	12	3	0	1	5	0	2	1	13	25	0	0	.292	.247	0
Suwinski, Jack	.227	125	462	64	105	21	4	9	41	2	4	9	55	139	6	5	.319	.348	7
Tatis Jr., Fernando	.281	117	431	78	121	26	7	21	69	0	6	6	75	124	29	15	.390	.520	25
Young, G.K.	.241	91	324	34	78	13	3	11	47	0	1	1	29	104	1	0	.304	.401	10
Zunica, Brad	.250	84	276	44	69	16	0	18	51	0	4	7	43	102	1	1	.361	.504	9
<b>TEAM TOTAL</b>	<b>.244</b>	<b>140</b>	<b>4619</b>	<b>629</b>	<b>1129</b>	<b>227</b>	<b>38</b>	<b>127</b>	<b>568</b>	<b>14</b>	<b>33</b>	<b>65</b>	<b>497</b>	<b>1365</b>	<b>126</b>	<b>58</b>	<b>.324</b>	<b>.393</b>	<b>131</b>

# SCOUTING & PLAYER DEVELOPMENT

## 2017 FORT WAYNE TINCAPS PITCHING STATISTICS

PLAYER	W	L	ERA	G	GS	CG	SHO	SV	IP	H	R	ER	HR	HB	BB	SO	WP	BK	AVG
Allen, Logan	5	4	2.11	13	13	0	0	0	68.1	49	16	16	1	6	26	85	3	0	.201
Avila, Pedro	7	1	3.05	14	14	0	0	0	85.2	74	31	29	3	5	15	117	2	1	.231
Bachar, Lake	4	1	4.06	7	6	0	0	0	37.2	33	21	17	6	0	6	28	4	0	.239
Baez, Michel	6	2	2.45	10	10	0	0	0	58.2	41	16	16	8	2	8	82	6	0	.192
Bednar, David	1	1	1.87	24	0	0	0	9	33.2	18	7	7	1	1	11	50	3	0	.154
Bolanos, Ronald	5	2	4.41	16	11	1	0	0	69.1	65	38	34	3	2	34	51	4	5	.253
De Horta, Adrian	1	0	4.15	5	5	0	0	0	26.0	23	12	12	3	1	14	21	1	0	.237
Distasio, Louis	1	0	7.56	4	0	0	0	0	8.1	17	7	7	2	0	0	10	1	0	.415
Erb, Dalton	0	0	2.25	2	0	0	0	0	4.0	3	1	1	0	0	1	2	0	0	.231
Galindo, Jose	1	1	3.32	14	0	0	0	1	21.2	18	12	8	1	0	14	25	3	0	.217
Guerrero, Jordan	0	1	2.77	11	0	0	0	0	13.0	11	5	4	0	1	10	18	3	0	.239
Headcan, Will	1	5	4.41	30	7	0	0	0	85.2	98	49	42	6	1	29	88	10	2	.289
Hernandez, Osvaldo	1	2	5.27	3	2	0	0	0	13.2	13	9	8	1	1	4	16	2	1	.250
Keel, Jerry	3	2	2.96	8	8	0	0	0	48.2	39	19	16	4	2	14	50	1	0	.219
Lawson, Reggie	4	6	5.30	17	17	0	0	0	73.0	65	44	43	8	2	35	89	10	2	.236
Lopez, Diomar	2	2	4.46	25	0	0	0	2	42.1	41	23	21	2	1	13	44	6	0	.250
McDade, Jim	3	4	3.95	17	7	0	0	2	68.1	73	39	30	8	2	4	61	1	1	.266
Miller, Evan	1	1	6.48	12	0	0	0	0	25.0	31	21	18	0	0	11	18	0	0	.301
Monroe, Nick	1	1	8.41	17	0	0	0	0	35.1	40	33	33	6	2	13	26	2	0	.290
Morejon, Adrian	1	2	4.23	6	6	0	0	0	27.2	28	14	13	2	1	13	23	4	0	.264
Munoz, Andres	0	0	3.86	3	0	0	0	0	2.1	2	1	1	0	0	2	3	2	0	.222
Ramirez, Emmanuel	0	2	3.63	7	0	0	0	1	17.1	21	12	7	4	0	8	24	0	0	.300
Rivas, Webster	0	0	3.86	3	0	0	0	0	2.1	4	1	1	0	0	1	3	1	0	.333
Rodriguez, Hansel	7	9	3.80	35	10	0	0	10	90.0	76	44	38	6	3	31	103	12	0	.224
Rogers, Blake	2	4	5.91	24	0	0	0	0	35.0	44	30	23	3	3	13	29	3	0	.293
Scholtens, Jesse	1	2	2.45	6	6	0	0	0	36.2	29	11	10	2	1	9	37	1	0	.223
Sheckler, Ben	2	3	5.63	13	0	0	0	1	24.0	31	19	15	1	1	11	34	5	0	.295
Smith, Austin	2	3	6.64	11	8	0	0	0	39.1	36	31	29	1	4	28	33	4	1	.242
Stillman, Will	1	2	8.27	5	3	0	0	0	16.1	19	15	15	4	2	9	20	3	1	.292
Thompson, Mason	2	4	4.67	7	7	0	0	0	27.0	23	17	14	2	1	12	28	2	0	.237
Torres, Wilmer	3	2	3.71	18	0	0	0	2	26.2	22	13	11	2	1	14	21	2	0	.218
Valdez, Dauris	0	1	2.38	7	0	0	0	0	11.1	7	3	3	0	0	7	14	3	0	.171
Young, G.K.	0	0	4.50	6	0	0	0	0	6.0	5	3	3	0	2	4	2	0	0	.227
Zimmerman, Mark	0	2	4.89	24	0	0	0	1	42.1	45	30	23	2	5	22	52	5	1	.274
<b>TEAM TOTAL</b>	<b>68</b>	<b>72</b>	<b>4.18</b>	<b>140</b>	<b>140</b>	<b>1</b>	<b>6</b>	<b>29</b>	<b>1222.2</b>	<b>1144</b>	<b>647</b>	<b>568</b>	<b>92</b>	<b>53</b>	<b>446</b>	<b>1307</b>	<b>109</b>	<b>15</b>	<b>.246</b>

## 2018 FORT WAYNE TINCAPS COACHING STAFF



**ANTHONY CONTRERAS**  
MANAGER



**BURT HOOTON**  
PITCHING COACH



**JONATHAN MATHEWS**  
HITTING COACH



**JHONNY CARVAJAL**  
FIELDING COACH



**ALLYSE KRAMER**  
ATHLETIC TRAINER



**SAM HOFFMAN**  
ATHLETIC TRAINER

SCOUTING & PLAYER  
DEVELOPMENT



## TRI-CITY DUST DEVILS



### NORTHWEST LEAGUE (SHORT-A) NORTH DIVISION

**2017 TRI-CITY RECORD:** 40-36 (.526)  
**2017 FINISH:** 2nd (1st half); 3rd (2nd half)  
**PRESIDENT:** Brent Miles  
**G.M./P.R. CONTACT:** Derrel Ebert  
**PHONE/FAX:** 509-544-8789 / 509-547-9570  
**WEBSITE:** www.dustdevilsbaseball.com  
**PADRES AFFILIATE SINCE:** 2015

**BALLPARK INFO:**  
 Gesa Stadium  
 Built in 1995 ~ Capacity 3,700  
 6200 Burden Blvd.  
 Pasco, WA 99301

### AWARDS & HIGHLIGHTS

- The Tri-City Dust Devils finished the 2017 season in second place in the Northwest League North with an overall record of 40-36.
- Tri-City finished both the first and second half of the season with a win percentage over .500, the third time since 2011 they have recorded such a season and the first since 2015.
- The Tri-City pitching staff set a Northwest League record with 764 strikeouts, recorded a league-best 3.05 ERA along finished third in wins (40), including eight shutouts.
- The Dust Devils began the season winning eight of their first nine games and 10 of their first 13, which included an eight-game winning streak in that time.
- Tri-City hitters collectively recorded 26 triples, the second-most in the NWL.
- OF Tre Carter set a franchise record with 11 triples on the season, which is also second-most in Northwest League history behind only INF Gioskar Amaya's 12 triples in 2012 while with the Boise Hawkes
- OF Robbie Podorsky logged six hits on July 15, a single-game record for the Dust Devils
- OF Luis Asuncion and INF Luis Almanzar each recorded double-digit hitting streaks, with Asuncion hitting in 11-straight from June 30-July 13 and Almanzar hitting in 10-straight from June 20-30
- Three Tri-City pitchers posted a 10-strikeout game (LHP Nick Margevicius, RHP Jim McDade and RHP Emmanuel Ramirez), the first time since 2010 the Dust Devils had three-or-more pitchers record a 10-strikeout game in a single season.
- LHP Ben Sheckler posted a 2.60 ERA and to claim the Northwest League ERA title and earned Post-Season All-Star honors.
- OF Luis Asuncion was named a Top Star in the Northwest League and RHP Emmanuel Ramirez earned NWL Pitcher of the Week honors for the week ending on July 23.
- Ramirez and RHP Henry Henry were named NWL Mid-Season All-Stars.

### NOTABLE RANKINGS

- OF Tre Carter led the Northwest League in triples (11) and finished 10th in total bases (97).
- INF Justin Lopez finished tied for second in the NWL in doubles (16) and ranked ninth in hits (69).
- OF Luis Asuncion ranked ninth in the NWL in total bases (100) and 10th in hits (68).
- LHP Ben Sheckler finished the season with the lowest ERA (2.60) in the NWL, ranked fourth in innings pitched (72.2) and eighth in strikeouts (60).
- RHP Trevor Megill ranked tied for seventh in games finished (12).

### 2017 TRI-CITY DUST DEVILS BATTING STATISTICS

PLAYER	AVG	G	AB	R	H	2B	3B	HR	RBI	SAC	SF	HBP	BB	SO	SB	CS	OBP	SLG	E
Almanzar, Luis	.230	67	261	36	60	10	1	2	21	0	1	1	25	85	10	5	.299	.299	23
Anguizola, Luis	.250	27	92	10	23	4	1	1	13	0	0	0	15	27	0	0	.355	.348	5
Aragon, Bryant	.213	43	150	12	32	7	1	1	10	0	2	0	12	41	0	0	.268	.293	1
Asuncion, Luis	.267	66	255	36	68	14	3	4	29	0	1	3	17	66	6	1	.319	.392	3
Batten, Matthew	.206	20	63	8	13	2	0	0	6	0	1	1	12	17	4	1	.338	.238	2
Bean, Steve	.308	3	13	3	4	0	0	0	3	0	0	0	1	1	0	0	.357	.308	0
Benson, Tyler	.304	21	69	8	21	4	0	0	10	0	1	2	13	21	9	1	.424	.362	1
Blanco, Felipe	.159	22	44	4	7	0	0	1	5	0	1	1	5	16	3	3	.255	.227	5
Burgos, Aldemar	.239	47	155	22	37	7	0	3	14	8	0	3	8	37	3	2	.289	.342	3
Carter, Tre	.230	68	261	25	60	6	11	3	32	1	1	1	27	95	16	2	.303	.372	4
De La Cruz, Wilfri	.182	3	11	0	2	1	0	0	0	0	0	0	1	4	0	0	.250	.273	0
Lambert, Greg	.375	4	8	1	3	0	0	0	1	0	1	0	0	4	0	0	.333	.375	0
Lezama, Jose	.278	6	18	1	5	0	0	0	4	0	0	0	2	6	0	0	.350	.278	1
Lopez, Justin	.246	66	281	25	69	16	0	2	22	1	2	2	17	80	1	2	.291	.324	12
Magdaleno, Westhers	.220	16	50	8	11	3	0	0	2	0	0	0	8	18	0	0	.328	.280	5
Magee, Josh	.218	29	78	10	17	4	1	0	9	1	1	2	22	29	7	4	.398	.295	1
Mattison, Chris	.225	34	120	17	27	10	2	4	19	0	0	3	7	60	0	1	.285	.442	3
Melean, Kelvin	.229	59	231	26	53	5	1	0	17	1	4	3	26	47	3	4	.311	.260	12
Pennell, Tucker	.600	3	10	3	6	2	0	0	4	0	0	1	4	3	2	0	.733	.800	1
Podorsky, Robbie	.302	37	149	22	45	6	2	1	13	1	1	7	11	12	16	5	.375	.389	1
Seagle, Chandler	.229	24	83	7	19	4	0	1	8	1	0	4	6	21	1	1	.312	.313	0
Washington, Jalen	.182	42	148	15	27	10	3	0	8	0	1	4	13	38	4	1	.265	.291	5
White, Boomer	.320	7	25	11	8	2	0	0	5	0	0	0	8	3	1	0	.485	.400	0
<b>TEAM TOTAL</b>	<b>.240</b>	<b>76</b>	<b>2575</b>	<b>310</b>	<b>617</b>	<b>117</b>	<b>26</b>	<b>23</b>	<b>255</b>	<b>14</b>	<b>18</b>	<b>38</b>	<b>260</b>	<b>731</b>	<b>86</b>	<b>33</b>	<b>.316</b>	<b>.332</b>	<b>99</b>

# SCOUTING & PLAYER DEVELOPMENT

## 2017 TRI-CITY DUST DEVILS PITCHING STATISTICS

PLAYER	W	L	ERA	G	GS	CG	SHO	SV	IP	H	R	ER	HR	HB	BB	SO	WP	BK	AVG
Ashbeck, Elliot	0	0	1.69	7	0	0	0	1	10.2	7	2	2	1	2	0	13	0	0	.179
Clase, Emmanuel	0	1	13.5	1	0	0	0	0	3.1	9	5	5	1	0	0	4	2	0	.474
Cosgrove, Thomas	1	4	3.48	11	6	0	0	0	41.1	40	22	16	0	1	16	36	7	0	.248
Cunningham, Alex	0	1	5.79	4	0	0	0	0	4.2	3	3	3	1	0	3	4	0	0	.176
Erb, Dalton	0	2	2.59	16	0	0	0	0	31.1	29	15	9	2	1	15	37	6	0	.250
Ford, Chasen	0	2	6.63	14	0	0	0	0	19.0	21	16	14	1	3	10	16	5	0	.276
Galindo, Jose	1	0	0.00	11	0	0	0	1	15.1	5	0	0	0	0	6	29	0	0	.100
Guerrero, Jordan	1	1	1.69	13	0	0	0	0	21.1	13	5	4	0	2	7	34	2	0	.173
Henry, Henry	2	5	3.48	12	11	0	0	0	51.2	52	24	20	0	5	14	43	7	1	.260
Hernandez, Osvaldo	2	3	5.33	8	8	0	0	0	27.0	37	20	16	0	0	8	31	3	0	.319
Leasher, Aaron	0	1	2.08	4	4	0	0	0	13.0	5	5	3	0	0	8	10	2	0	.119
Lopez, Diomar	0	0	0.00	1	0	0	0	0	2.0	0	0	0	0	0	0	3	0	0	.000
Margevicius, Nick	3	0	1.24	6	6	0	0	0	29.0	20	5	4	1	1	4	32	1	0	.189
McDade, Jim	1	0	0.00	2	2	0	0	0	13.2	10	4	0	1	0	0	14	1	0	.200
Megill, Trevor	3	0	0.98	16	0	0	0	2	18.1	10	2	2	0	0	2	35	4	0	.149
Miller, Evan	2	3	1.33	12	0	0	0	1	20.1	17	6	3	1	1	3	18	0	0	.239
Morejon, Adrian	2	2	3.57	7	7	0	0	0	35.1	37	14	14	2	2	3	35	5	2	.266
Munoz, Andres	3	0	3.80	21	0	0	0	1	23.2	15	13	10	2	2	16	35	5	1	.176
Radke, Travis	0	0	1.80	14	1	0	0	1	20.0	12	5	4	2	0	1	27	1	0	.179
Ramirez, Emmanuel	2	1	2.48	8	8	0	0	0	54.1	42	17	15	1	1	10	53	9	0	.214
Rogers, Blake	2	0	3.00	9	0	0	0	0	15.0	9	5	5	0	3	4	15	0	0	.176
Schlichtholz, Fred	4	2	0.81	16	0	0	0	2	22.1	16	6	2	0	0	9	23	0	0	.200
Sheckler, Ben	3	3	2.60	13	12	0	0	0	72.2	70	32	21	2	3	19	60	4	0	.248
Smith, Austin	1	0	5.14	19	0	0	0	2	21.0	20	14	12	2	3	11	24	6	0	.260
Stillman, Will	2	4	5.85	8	8	0	0	0	32.1	38	22	21	4	5	10	43	5	1	.286
Torres, Elias	3	0	5.14	18	0	0	0	0	21.0	24	16	12	1	2	10	35	5	1	.273
Torres, Wilmer	0	0	2.45	4	0	0	0	0	3.2	4	2	1	0	0	4	1	0	0	.286
Valdez, Dauris	1	1	4.30	10	3	0	0	0	23.0	20	12	11	3	1	5	31	6	1	.233
Zimmerman, Mark	1	0	0.69	11	0	0	0	1	13.0	4	1	1	0	0	3	23	0	0	.098
<b>TEAM TOTAL</b>	<b>40</b>	<b>36</b>	<b>3.05</b>	<b>76</b>	<b>76</b>	<b>0</b>	<b>8</b>	<b>12</b>	<b>679.1</b>	<b>589</b>	<b>293</b>	<b>230</b>	<b>28</b>	<b>38</b>	<b>201</b>	<b>764</b>	<b>86</b>	<b>7</b>	<b>.231</b>

## 2018 TRI-CITY DUST DEVILS COACHING STAFF



**AARON LEVIN**  
MANAGER



**GIANCARLO ALVARDO**  
PITCHING COACH




**PAT O'SULLIVAN**  
HITTING COACH



**FELIPE BLANCO**  
FIELDING COACH



**DAVID BRYAN**  
ATHLETIC TRAINER



**COREY MEASNER**  
STRENGTH COACH

SCOUTING & PLAYER  
DEVELOPMENT



## AZL PADRES 1



### ARIZONA LEAGUE (ROOKIE)

**2017 RECORD:** 25-31 (.446)  
**2017 FINISH:** 2nd (1st half); 5th (2nd half)  
**PHONE:** 623-486-7000  
**FAX:** 623-486-6549

### WEST DIVISION

**BALLPARK INFO:**  
 Peoria Sports Complex  
 8131 West Paradise Lane  
 Peoria, AZ 85382

### AWARDS & HIGHLIGHTS

- In its first season with the Rookie-Level AZL Padres sectioned into two squads, the AZL Padres 1 finished the 2017 campaign in fifth place in the Arizona League with an overall record of 25-31 (15-13 in the first half, 10-18 in the second half).
- During the 2017 season the AZL Padres welcomed the top draft pick for the San Diego Padres in this year's First Year Player Draft, LHP MacKenzie Gore (third overall), who pitched to a 1.27 ERA (3 ER, 21.1 IP) in seven starts with 34 strikeouts against just seven walks...he did not allow a run through his first professional 12.2 innings pitched.
- INF Esteury Ruiz, who was acquired midseason by the Padres from the Kansas City Royals in a six-player trade, was named Most Valuable Player for the Arizona League and a Post-Season All-Star...Ruiz also earned Player of the Month honors for the month of July.

### NOTABLE RANKINGS

- Ruiz led several offensive categories in the AZL, ranking first in batting average (.350), hits (72), doubles (20), triples (10), extra-base hits (31) and total bases (124), second in RBI (39) and third in runs (45), stolen bases (26) and slugging percentage (.602).
- OF Jeisson Rosario ranked fifth in hits (56) and INF Jordy Barley ranked seventh in triples (six).
- LHP Eduardo Solano finished tied for third in the AZL in appearances (19) and RHP Spencer Kulman ranked tied for sixth in saves (four).

### 2017 AZL PADRES 1 BATTING STATISTICS

PLAYER	AVG	G	AB	R	H	2B	3B	HR	RBI	SAC	SF	HBP	BB	SO	SB	CS	OBP	SLG	E
Aybar, Erick	.200	2	5	0	1	1	0	0	1	0	0	0	2	0	0	0	.429	.400	1
Barley, Jordy	.242	49	182	34	44	11	6	4	28	0	0	2	11	65	7	2	.292	.434	30
Batten, Matthew	.263	29	99	22	26	6	2	1	14	0	0	0	11	22	1	0	.336	.394	2
Benson, Tyler	.176	5	17	1	3	0	0	0	1	0	0	0	3	7	0	1	.300	.176	0
Bono, Christoph	.189	22	74	5	14	5	0	0	4	4	0	1	5	22	1	3	.250	.257	0
Campusano, Luis	.278	24	90	3	25	4	0	1	13	0	1	1	6	14	0	1	.327	.356	4
Cantu, Michael	.333	3	6	1	2	1	0	0	3	0	0	0	2	1	1	0	.500	.500	0
Cowgill, Collin	.250	4	12	1	3	1	0	0	3	0	0	0	1	2	0	0	.308	.333	1
Fernandez, Juan	.250	8	24	5	6	1	0	1	3	0	0	1	0	0	0	0	.280	.417	0
Gowdy, Denzell	.217	35	92	14	20	3	1	2	7	0	1	1	21	37	6	1	.365	.337	5
Hedges, Austin	.000	1	3	0	0	0	0	0	0	0	0	0	0	2	0	0	.000	.000	0
Homza, Jonny	.228	52	184	28	42	13	0	0	20	1	2	5	16	54	0	4	.304	.299	9
Hunt, Blake	.214	8	28	7	6	2	0	1	4	0	0	1	3	13	0	0	.313	.393	1
Jankowski, Travis	.286	2	7	3	2	1	0	0	0	0	0	1	2	1	1	0	.500	.429	0
Lambert, Greg	.253	27	95	16	24	5	1	0	10	0	0	1	5	22	2	0	.297	.326	1
Lezama, Jose	.313	25	48	9	15	1	1	0	5	2	1	0	17	10	0	1	.485	.375	2
Olmo, Dayon	.276	44	134	21	37	6	3	2	26	0	2	2	8	39	6	2	.322	.410	2
Perez, Blinger	.250	4	16	3	4	0	0	0	1	0	0	0	1	7	0	0	.294	.250	0
Pineda, Jason	.223	38	121	13	27	7	0	2	16	0	2	1	14	45	2	1	.304	.331	5
Roman, Luis	.333	2	3	0	1	0	0	0	0	0	0	0	0	2	0	0	.333	.333	0
Rondon, Jose	.250	3	12	1	3	0	0	1	4	0	1	0	1	2	0	0	.286	.500	1
Rosario, Jeisson	.299	52	187	31	56	10	0	1	24	1	2	1	33	36	8	6	.404	.369	5
Ruiz, Agustin	.208	18	53	10	11	2	1	0	3	0	1	1	7	22	1	1	.306	.283	1
Ruiz, Esteury	.300	31	120	23	36	10	4	1	16	2	0	3	9	34	17	6	.364	.475	12
Rutherford, Cole	.128	22	47	3	6	0	0	0	1	0	0	0	4	16	0	0	.196	.128	1
Santos, Angel	.310	35	87	23	27	2	2	6	16	0	1	0	15	31	9	1	.408	.586	1
Williams, Jaquez	.203	43	143	21	29	7	0	6	24	0	1	4	25	52	1	0	.335	.378	4
<b>TEAM TOTAL</b>	<b>.249</b>	<b>56</b>	<b>1889</b>	<b>298</b>	<b>470</b>	<b>99</b>	<b>21</b>	<b>29</b>	<b>247</b>	<b>10</b>	<b>15</b>	<b>26</b>	<b>222</b>	<b>558</b>	<b>63</b>	<b>30</b>	<b>.334</b>	<b>.370</b>	<b>105</b>



# SCOUTING & PLAYER DEVELOPMENT

## 2017 AZL PADRES 1 PITCHING STATISTICS

PLAYER	W	L	ERA	G	GS	CG	SHO	SV	IP	H	R	ER	HR	HB	BB	SO	WP	BK	AVG
Acevedo, Angel	0	2	9.98	14	3	0	0	0	30.2	55	43	34	4	1	13	25	7	0	.379
Adam, Jason	0	0	5.79	5	0	0	0	0	4.2	5	3	3	0	0	0	8	3	0	.250
Anderson, Korey	0	1	5.82	12	0	0	0	1	17.0	16	12	11	1	2	6	19	2	0	.232
Ashbeck, Elliot	1	1	0.00	4	0	0	0	0	4.2	2	3	0	0	1	2	7	1	0	.111
Bachar, Lake	1	0	1.00	5	0	0	0	0	9.0	5	1	1	1	0	6	15	2	0	.156
Baez, Michel	1	0	3.60	1	1	0	0	0	5.0	2	2	2	1	0	2	7	1	0	.133
Baumann, Buddy	0	1	27.00	1	1	0	0	0	0.1	1	3	1	0	0	2	0	0	0	.500
Boushley, Caleb	2	2	6.03	10	9	0	0	0	37.1	42	28	25	2	1	13	34	3	0	.284
Cabrera, Jose	1	0	6.83	16	0	0	0	0	27.2	32	23	21	1	5	25	25	4	0	.294
Cosgrove, Thomas	0	0	0.00	2	0	0	0	1	3.1	2	0	0	0	0	0	5	0	0	.167
Cunningham, Alex	0	0	0.00	3	0	0	0	1	4.1	2	0	0	0	0	1	8	0	0	.143
Dallas, Dan	0	2	9.00	4	4	0	0	0	10.0	12	10	10	2	1	6	16	1	0	.308
De Paula, Rafael	0	0	0.00	1	0	0	0	1	1.0	0	0	0	0	0	0	3	0	0	.000
Diaz, Miguel	1	0	0.00	1	0	0	0	0	2.0	0	0	0	0	0	1	2	0	0	.000
Erb, Dalton	1	0	0.00	1	0	0	0	0	2.0	2	0	0	0	0	0	2	0	0	.250
Gore, MacKenzie	0	1	1.27	7	7	0	0	0	21.1	14	5	3	0	1	7	34	1	0	.184
Guzman, Jonathan	1	2	5.90	20	0	0	0	2	29.0	31	24	19	2	3	22	33	4	3	.272
Hernandez, Osvaldo	0	1	6.00	1	1	0	0	0	6.0	4	4	4	2	0	2	11	0	0	.182
Keating, Sam	0	3	6.87	7	7	0	0	0	18.1	32	21	14	0	1	5	16	5	0	.376
Kulman, Spencer	1	0	1.21	13	0	0	0	4	22.1	13	5	3	0	1	10	22	6	0	.160
Lambert, Greg	0	0	0.00	1	0	0	0	0	0.1	0	0	0	0	0	0	1	0	0	.000
Lopez, Diomar	0	0	1.50	4	0	0	0	1	6.0	2	3	1	0	2	1	5	0	0	.105
Lorenzini, Braxton	1	0	7.71	5	0	0	0	0	4.2	3	6	4	0	2	10	6	4	0	.176
Margevicius, Nick	1	1	1.42	5	4	0	0	1	19.0	19	7	3	0	0	4	30	3	0	.250
Martinez, Adrian	2	3	4.50	13	4	0	0	1	30.0	31	17	15	3	1	9	37	4	1	.256
Mazzoni, Cory	1	0	0.00	7	0	0	0	0	8.0	7	0	0	0	0	0	15	1	0	.233
Megill, Trevor	1	0	2.84	3	0	0	0	0	6.1	4	2	2	0	0	3	6	0	0	.174
Miliano, Michell	1	3	6.60	7	5	0	0	0	15.0	17	16	11	1	2	8	18	4	0	.270
Newman, Chandler	1	0	13.50	9	0	0	0	0	6.2	10	10	10	0	1	17	5	13	1	.370
Patino, Luis	2	1	2.48	9	8	0	0	0	40.0	32	14	11	2	2	16	43	4	1	.213
Rivera, Carlos	1	1	7.50	16	0	0	0	0	24.0	27	21	20	1	2	14	21	5	1	.287
Rogers, Blake	0	1	0.00	2	0	0	0	0	2.0	2	1	0	0	0	2	2	1	0	.286
Roman, Luis	0	1	27.00	1	0	0	0	0	1.0	5	3	3	0	0	0	0	1	0	.714
Rutherford, Cole	0	0	0.00	1	0	0	0	0	1.2	0	0	0	0	0	1	2	0	0	.000
Sexton, Danny	1	3	6.75	13	2	0	0	0	30.2	36	31	23	2	2	11	35	2	0	.279
Solano, Eduardo	1	1	2.30	11	0	0	0	0	15.2	13	5	4	0	0	14	16	0	0	.224
Taccolini, Dominic	0	1	12.71	5	0	0	0	0	5.2	7	10	8	1	1	5	9	3	0	.269
Vela, Noel	2	0	3.46	7	0	0	0	0	13.0	6	7	5	1	0	15	18	3	0	.133
<b>TEAM TOTAL</b>	<b>25</b>	<b>31</b>	<b>4.85</b>	<b>56</b>	<b>56</b>	<b>0</b>	<b>4</b>	<b>13</b>	<b>484.2</b>	<b>488</b>	<b>337</b>	<b>261</b>	<b>27</b>	<b>32</b>	<b>253</b>	<b>561</b>	<b>87</b>	<b>7</b>	<b>.256</b>

## 2018 AZL PADRES 1 COACHING STAFF



**VINNY LOPEZ**  
MANAGER, AZL 1



**OSCAR SALAZAR**  
HITTING COACH, AZL 1



**MIKE MCCOY**  
FIELDING COACH

NOT PICTURED

**LEO ROSALES**  
PITCHING COACH, AZL 1

SCOUTING & PLAYER  
DEVELOPMENT



## AZL PADRES 2



### ARIZONA LEAGUE (ROOKIE)

**2017 RECORD:** 30-25 (.545)  
**2017 FINISH:** T-2nd (1st half); 2nd (2nd half)  
**PHONE:** 623-486-7000  
**FAX:** 623-486-6549

### WEST DIVISION

**BALLPARK INFO:**  
 Peoria Sports Complex  
 8131 West Paradise Lane  
 Peoria, AZ 85382

### AWARDS & HIGHLIGHTS

- The AZL Padres 2 finished the 2017 season in second place in the Arizona League West with an overall record of 30-25.
- The AZL Padres 2 welcomed three of the top four 2017 draftees in the Padres organization.
- C Luis Campusano (39th overall) started in 26 of his 27 games played while recording 11 multi-hit games.
- C Blake Hunt (69th overall) recorded an 11-game hitting streak during which he collected 11 RBI and scored 12 runs.
- OF Mason House (78th overall) posted a .293 batting average over 39 games and went 6-for-14 (.429) in his first three professional games with seven RBI.
- OF Tirso Ornelas also shined this season for the AZL Padres, hitting in seven of his last 10 games of the season and in 22 of his last 30.
- **The Padres will announce a new manager for the AZL Padres 2 prior to the start of the 2018 season.**

### NOTABLE RANKINGS

- LHP Ramon Perez posted a league-best 2.66 ERA.
- OF Tirso Ornelas ranked second among AZL leaders in runs scored (46) and eighth in hits (54).
- OF Mason House ranked tied for second in triples (eight) and tied for eighth in RBI (33).
- RHP Edwain Bencomo ranked tied for third in games finished (12).
- INF Eguay Rosario ranked tied for fourth in triples (seven), sixth in total bases (87) and tied for eighth in RBI (33) and runs scored (36)
- INF Olivier Basabe finished tied for eighth in doubles (14).

### 2017 AZL PADRES 2 BATTING STATISTICS

PLAYER	AVG	G	AB	R	H	2B	3B	HR	RBI	SAC	SF	HBP	BB	SO	SB	CS	OBP	SLG	E
Alarcon, Kelvin	.202	35	119	21	24	2	0	1	17	0	1	3	23	28	0	1	.342	.244	5
Arias, Gabriel	.275	37	153	18	42	6	3	0	13	1	1	3	10	51	4	6	.329	.353	10
Basabe, Olivier	.272	42	162	31	44	14	1	1	24	1	2	6	14	24	3	2	.348	.389	10
Campusano, Luis	.250	13	44	5	11	0	0	3	12	0	0	0	9	11	0	1	.377	.455	3
Castro, Luis	.168	36	101	13	17	1	0	0	12	0	2	0	23	47	1	1	.317	.178	0
Cowgill, Collin	.667	1	3	1	2	2	0	0	2	0	1	0	0	1	0	0	.500	1.333	1
Feight, Nick	.247	40	150	30	37	12	1	2	19	0	1	4	18	33	1	0	.341	.380	5
Fernandez, Juan	.307	27	88	18	27	8	2	2	15	0	0	3	9	14	3	1	.390	.511	3
House, Mason	.293	39	164	28	48	6	8	2	33	0	1	3	13	68	3	0	.354	.463	5
Hunt, Blake	.250	22	88	14	22	7	2	1	15	0	1	4	5	29	1	0	.316	.409	
Jankowski, Travis	.273	3	11	2	3	1	0	0	2	0	0	1	0	4	0	1	.333	.364	1
Jarmon, Hunter	.247	23	77	13	19	2	1	0	9	0	0	0	12	24	2	0	.348	.299	4
Ornelas, Tirso	.276	53	196	46	54	11	3	3	26	0	1	1	40	61	0	0	.399	.408	3
Paulsen, Justin	.291	44	148	27	43	10	1	2	25	0	2	4	27	38	1	0	.409	.412	5
Podorsky, Robbie	.400	11	45	13	18	3	2	0	8	0	0	1	5	3	3	1	.471	.556	1
Roman, Luis	.186	31	97	15	18	4	0	1	10	0	3	1	11	26	1	0	.268	.258	9
Rondon, Jose	.600	2	5	4	3	0	0	1	3	0	0	0	3	1	1	0	.750	1.200	0
Rosario, Eguay	.282	50	206	36	58	12	7	1	33	0	1	3	24	43	16	7	.363	.422	9
Villalobos, Janigson	.275	27	80	12	22	7	1	0	18	0	4	0	14	23	1	0	.367	.388	5
<b>TEAM TOTAL</b>	<b>.264</b>	<b>56</b>	<b>1937</b>	<b>347</b>	<b>512</b>	<b>108</b>	<b>32</b>	<b>20</b>	<b>296</b>	<b>2</b>	<b>21</b>	<b>37</b>	<b>260</b>	<b>529</b>	<b>41</b>	<b>21</b>	<b>.359</b>	<b>.384</b>	<b>89</b>

### 2018 AZL PADRES 2 COACHING STAFF



**RAUL GONZALEZ**  
 HITTING COACH, AZL 2

NOT PICTURED

**JOHN HALAMA**  
 PITCHING COACH, AZL 2

**SUNG HEON HONG**  
 FIELDING COACH, AZL 2

# SCOUTING & PLAYER DEVELOPMENT

## 2017 AZL PADRES 2 PITCHING STATISTICS

PLAYER	W	L	ERA	G	GS	CG	SHO	SV	IP	H	R	ER	HR	HB	BB	SO	WP	BK	AVG
Adam, Jason	1	0	0.00	2	0	0	0	0	2.0	1	0	0	0	0	2	4	0	0	.143
Ashbeck, Elliot	0	0	0.00	2	0	0	0	0	3.0	2	0	0	0	1	0	4	0	0	.182
Bachar, Lake	0	0	2.25	1	1	0	0	0	4.0	2	1	1	0	0	2	4	2	0	.154
Baumann, Buddy	0	0	0.00	3	1	0	0	0	3.2	2	0	0	0	0	0	4	0	0	.154
Bellinger, Cole	0	0	0.68	9	0	0	0	0	13.1	8	2	1	1	0	5	15	1	0	.174
Bencomo, Edwain	0	1	3.18	18	0	0	0	7	17.0	14	11	6	1	2	6	23	4	0	.222
Cantillo, Joey	1	0	4.50	7	0	0	0	0	8.0	5	4	4	0	2	6	14	3	0	.179
Castro, Luis	0	0	0.00	1	0	0	0	0	0.1	0	0	0	0	0	1	0	0	0	.000
Clase, Emmanuel	2	4	5.30	9	6	0	0	0	35.2	40	29	21	4	6	22	42	3	0	.276
Colletti, Tom	2	1	4.26	13	0	0	0	0	19.0	26	11	9	1	0	7	30	5	0	.321
Cordero, Starlin	1	0	4.97	12	0	0	0	1	12.2	10	9	7	0	1	15	14	4	0	.196
Esch, Jake	0	1	4.50	1	1	0	0	0	4.0	5	2	2	0	2	1	7	0	0	.278
Fernandez, Omar	3	2	7.75	10	10	0	0	0	40.2	55	41	35	5	5	22	31	1	1	.329
Garcia, Alan	1	0	12.79	8	0	0	0	0	6.1	11	10	9	0	1	5	5	0	1	.367
Guzman, Manny	1	2	6.57	9	8	0	0	0	37.0	50	32	27	2	3	15	36	6	0	.323
Henry, Henry	1	0	1.50	1	1	0	0	0	6.0	4	1	1	1	0	0	6	0	0	.182
Hernandez, Osvaldo	0	0	1.69	1	1	0	0	0	5.1	4	1	1	0	1	0	9	0	0	.211
Kuzia, Nick	3	1	4.35	16	0	0	0	3	20.2	24	17	10	2	0	12	24	2	0	.293
Leasher, Aaron	1	2	5.56	7	7	0	0	0	22.2	31	20	14	1	1	11	23	1	0	.333
Lebron, Jaimito	1	2	9.72	16	1	0	0	0	25.0	43	37	27	0	6	13	26	6	3	.381
Lockett, Walker	0	1	5.40	4	4	0	0	0	10.0	11	8	6	1	1	4	12	2	0	.262
Lopez, Diomar	1	0	4.50	2	0	0	0	0	4.0	5	2	2	0	0	1	3	0	0	.313
Machuca, Cristian	0	0	0.00	7	0	0	0	0	10.0	4	0	0	0	0	5	7	4	0	.118
Magill, Matt	0	0	0.00	1	1	0	0	0	2.0	1	0	0	0	0	1	5	0	0	.143
Mazzoni, Cory	0	0	0.00	2	0	0	0	0	2.0	0	0	0	0	0	0	2	0	0	.000
Miller, Vijay	1	0	3.75	15	0	0	0	0	24.0	19	11	10	3	2	10	30	1	0	.216
Ochoa, Duilio	3	0	5.00	10	5	0	0	0	36.0	44	28	20	5	3	15	29	4	0	.301
Perez, Ramon	2	2	2.66	12	9	0	0	0	50.2	37	21	15	0	7	33	48	8	0	.208
Polanco, Anderson	2	3	5.54	16	0	0	0	0	26.0	29	20	16	0	5	13	21	5	0	.276
Roman, Luis	0	1	27.00	1	0	0	0	0	1.0	5	3	3	0	0	0	0	1	0	.714
Smith, Jeremy	1	1	2.89	12	0	0	0	1	18.2	12	8	6	0	0	8	26	2	0	.185
Solano, Eduardo	2	1	9.26	8	0	0	0	0	11.2	14	14	12	1	3	14	9	4	0	.304
Villalobos, Janigson	0	0	0.00	1	0	0	0	0	1.0	0	0	0	0	0	0	0	0	0	.000
Wieck, Brad	0	0	0.00	1	0	0	0	0	1.0	0	0	0	0	0	2	0	0	0	.000
<b>TEAM TOTAL</b>	<b>30</b>	<b>25</b>	<b>4.86</b>	<b>56</b>	<b>56</b>	<b>0</b>	<b>1</b>	<b>12</b>	<b>494.2</b>	<b>525</b>	<b>348</b>	<b>267</b>	<b>30</b>	<b>52</b>	<b>252</b>	<b>529</b>	<b>71</b>	<b>5</b>	<b>.270</b>

## 2018 AZL SUPPORT STAFF



**MARITZA CASTRO**  
ATHLETIC TRAINER



**JORDAN LIGHT**  
ATHLETIC TRAINER



**NICK COBERLY**  
ATHLETIC TRAINER



**ERIC WOOD**  
ASSISTANT STRENGTH &  
CONDITIONING COORDINATOR



**DAN HAYES**  
STRENGTH COACH



**BEN LOFTIS**  
STRENGTH COACH



## DOMINICAN SUMMER LEAGUE PADRES



### DOMINICAN SUMMER LEAGUE (ROOKIE)

2017 RECORD: 24-47 (.338)

2017 FINISH: 8th

PHONE: 809-685-5000

FAX: 809-730-1600

### BALLPARK INFO:

Padres Dominican Republic Baseball Park

Najayo, San Cristobal

Dominican Republic

### 2017 DOMINICAN PADRES BATTING STATISTICS

PLAYER	AVG	G	AB	R	H	2B	3B	HR	RBI	SAC	SF	HBP	BB	SO	SB	CS	OBP	SLG	E
Antunez, Adrian	.182	37	121	15	22	6	1	1	11	0	2	4	11	51	5	2	.268	.273	3
Araujo, Ydie	.138	31	87	10	12	2	0	2	8	0	1	2	11	27	0	2	.248	.230	6
Batista, Carlos	.194	37	93	15	18	4	1	1	8	0	0	6	21	39	0	0	.375	.290	0
Burgos, Edward	.174	16	46	3	8	0	0	0	3	0	1	0	5	16	0	0	.250	.174	2
Francisco, Yordi	.275	65	247	29	68	12	3	3	31	0	1	9	14	49	6	1	.336	.385	2
Garcia, Jaffe	.186	50	129	22	24	5	2	1	25	1	0	2	43	42	1	1	.397	.279	3
Guzman, Luis	.236	63	225	34	53	6	1	4	28	0	0	6	32	30	0	3	.346	.324	13
Luis, Carlos	.286	7	28	5	8	3	0	1	3	0	0	0	2	4	0	0	.333	.500	1
Marcano, Tucupita	.206	49	170	17	35	4	2	0	15	1	3	1	34	15	10	3	.337	.253	5
Molina, Miguel	.255	35	98	10	25	3	1	2	17	1	1	0	11	22	2	1	.327	.367	8
Perez, Blinger	.270	48	163	21	44	12	0	2	24	0	1	3	23	28	0	2	.368	.380	9
Quintero, Alison	.174	15	46	5	8	2	1	0	4	0	1	1	6	15	0	0	.278	.261	1
Sabala, Elvis	.204	64	201	30	41	6	1	2	14	0	2	3	46	57	5	1	.357	.274	24
Torres, Bryan	.228	68	246	42	56	10	1	1	26	4	8	3	41	31	2	5	.336	.289	20
Tovar, Danny	.266	51	158	20	42	6	2	2	18	3	0	1	29	41	5	1	.383	.367	2
Vasquez, Juan	.133	12	30	1	4	1	0	0	1	0	0	0	1	7	0	0	.161	.167	1
Vizcarra, Gilberto	.225	53	191	26	43	10	1	2	28	0	2	11	17	29	0	0	.321	.319	4
<b>TEAM TOTAL</b>	<b>.224</b>	<b>71</b>	<b>2279</b>	<b>305</b>	<b>511</b>	<b>92</b>	<b>17</b>	<b>24</b>	<b>264</b>	<b>10</b>	<b>23</b>	<b>52</b>	<b>347</b>	<b>503</b>	<b>36</b>	<b>22</b>	<b>.337</b>	<b>.311</b>	<b>116</b>

### 2017 DOMINICAN PADRES PITCHING STATISTICS

PLAYER	W	L	ERA	G	GS	CG	SHO	SV	IP	H	R	ER	HR	HB	BB	SO	WP	BK	AVG
Bencomo, Edwuin	0	2	5.00	6	0	0	0	1	9.0	9	11	5	0	0	5	7	1	0	.237
Bracamonte, Daniel	0	4	7.59	10	0	0	0	0	10.2	10	10	9	0	3	13	9	3	0	.250
Carrasco, Martin	1	4	2.64	13	13	0	0	0	61.1	53	24	18	1	7	7	31	3	0	.227
De La Cruz, Daniel	1	2	6.14	15	3	0	0	0	22.0	25	24	15	3	2	21	15	3	0	.272
Eusebio, Luis	1	6	3.77	14	14	0	0	0	57.1	50	39	24	2	10	31	37	14	0	.235
Garcia, Jeferson	0	0	0.00	1	0	0	0	0	1.0	1	0	0	0	0	0	0	0	0	.333
Garcia, Jose	0	0	2.40	11	0	0	0	0	15.0	13	5	4	1	1	4	11	1	0	.228
Gonzalez, Cesar	1	0	5.75	13	0	0	0	0	20.1	23	14	13	1	1	9	14	12	0	.277
Guerra, Jorge	1	2	5.55	19	0	0	0	0	24.1	26	16	15	2	3	12	19	3	2	.283
Lezama, Aaron	4	1	3.13	14	0	0	0	0	23.0	22	10	8	1	3	14	20	11	0	.256
Lugo, Moises	2	2	1.97	13	13	0	0	0	64.0	50	20	14	1	3	17	54	9	0	.217
Medina, Diego	0	2	5.56	17	0	0	0	0	22.2	33	21	14	3	1	8	18	4	1	.340
Morales, Gabriel	1	6	3.40	14	10	0	0	0	47.2	40	23	18	4	0	23	31	5	3	.226
Nin, Luis	1	1	5.00	15	0	0	0	3	18.0	14	13	10	0	2	9	18	9	1	.209
Ochoa, Duilio	1	0	3.00	6	0	0	0	1	12.0	9	4	4	0	1	8	11	1	0	.220
Patino, Luis	2	1	1.69	4	4	0	0	0	16.0	11	5	3	0	0	2	15	2	0	.193
Pena, Ramon	0	3	6.21	12	5	0	0	2	29.0	27	25	20	2	5	21	19	8	0	.252
Perez, Enzo	2	1	7.12	18	0	0	0	0	30.1	40	29	24	2	1	17	22	8	0	.320
Polanco, Anderson	1	0	0.00	4	0	0	0	0	10.1	4	1	0	0	2	1	10	0	0	.118
Powell, Evan	0	1	8.53	7	0	0	0	0	6.1	5	8	6	0	1	9	1	3	0	.227
Roman, Miguel	3	1	1.98	21	0	0	0	1	27.1	26	9	6	0	2	15	17	0	0	.280
Rosario, Brayon	0	1	16.5	10	0	0	0	0	6.0	7	14	11	0	1	14	4	7	1	.292
Santana, Adonis	0	1	12.06	14	0	0	0	0	15.2	22	22	21	0	4	13	9	21	0	.338
Suarez, Luis	0	2	7.11	7	0	0	0	0	6.1	5	8	5	0	1	5	4	3	0	.200
Valenzuela, Carlos	2	4	3.86	9	9	0	0	0	44.1	45	24	19	2	2	6	30	8	0	.263
<b>TEAM TOTAL</b>	<b>24</b>	<b>47</b>	<b>4.26</b>	<b>71</b>	<b>71</b>	<b>0</b>	<b>3</b>	<b>8</b>	<b>600.0</b>	<b>570</b>	<b>379</b>	<b>284</b>	<b>25</b>	<b>56</b>	<b>284</b>	<b>426</b>	<b>139</b>	<b>8</b>	<b>.251</b>

# SCOUTING & PLAYER DEVELOPMENT

## 2018 DOMINICAN PADRES COACHING STAFF



**NELSON CRUZ**  
PITCHING COACH



**JACKSON QUEZADA**  
PITCHING COACH



**JHONALDO POZO**  
CATCHING COACH



**EDINSON RINCON**  
COACH



**JUSTIN SEYLER**  
STRENGTH & CONDITIONING COACH



**OSCAR ORENGO**  
ATHLETIC TRAINER

NOT PICTURED

**MIGUEL DEL CASTILLO**  
MANAGER

**JUAN SALGADO**  
ASSISTANT STRENGTH &  
CONDITIONING COACH

**JAIRO GARCIA**  
ASSISTANT ATHLETIC TRAINER





## PADRES DOMINICAN REPUBLIC BASEBALL PARK

The San Diego Padres set new standards for Major League Baseball training facilities with their state-of-the-art Dominican Republic Baseball Park in Najayo, San Cristobal.

Officially opened on April 30, 2008, the complex serves as the hub of the Padres' Latin American operations where international players live and train year-round. The complex is also the home of the Dominican Summer League Padres. It served as the host location for the 2013 Padres' Instructional League.

The facility boasts two regulation-size playing fields and a half field, batting tunnels, covered pitching mounds, and a clubhouse containing Major League-caliber weight and training rooms. In addition, the complex has housing for over 60 players as well as managers and coaches and includes a kitchen and dining facilities. In an effort to create the ultimate facility, the Padres have incorporated on-site classrooms, a library and computer learning centers and have established a first-rate player education program.

In conjunction with the construction of its Dominican Republic Baseball Park, the Padres have pioneered a community outreach program aimed at improving the quality of basic public education in the Dominican Republic. The Padres have partnered with SDSU, UCSD, SurFuturo, USAID and the American Chamber of Commerce Dominican Republic to improve four local community schools and incorporate after-school programs for students.

Location: Najayo, San Cristobal, Dominican Republic  
Design: HOK Sport  
Local Architect: Jose Mella Febles & Assoc., S.A.  
Construction Management: RALCO Construction Management Services  
Contractors: Ing. Cristian Ciccone y Asociados, C. Por A.  
Gross Sq. Footage: 15 acres (653,400 square feet)

### Features:

- Two regulation-size playing fields
- One half field
- Batting tunnels
- 20,000 sq. ft. clubhouse
- 18,000 sq. ft. players residence
- 5,000 sq. ft. managers/coaches residence
- Administrative offices
- Weight and training rooms
- Dining hall
- Classrooms



# SCOUTING & PLAYER DEVELOPMENT

## 2017 FIRST-YEAR PLAYER DRAFT

RD.	PLAYER	POS.	B/T	HT	WT	SCHOOL	HOMETOWN
1.	MacKenzie Gore	LHP	6-2	185	L/L	Whiteville High School (NC)	Whiteville, NC
2.	Luis Campusano	C	6-0	195	R/R	Cross Creek High School (GA)	Augusta GA
<b>CBB</b>	Blake Hunt	C	6-3	205	R/R	Mater Dei High School (CA)	Costa Mesa, CA
3.	Mason House	OF	6-3	200	L/L	Whitehouse High School (TX)	Tyler, TX
4.	Sam Keating	RHP	6-3	195	R/R	Caterbury High School (FL)	Fort Myers, FL
5.	Jonny Homza	3B	6-1	190	R/R	South Anchorage High School (AK)	Achorage, AK
6.	Aaron Leasher	LHP	6-3	195	L/L	Morehead State University (KY)	Mount Pleasant, MI
7.	Nick Margevicius	LHP	6-5	220	L/L	Rider University (NJ)	North Royalton, OH
8.	Olivier Basabe	SS	5-11	190	R/R	Faulkner University (AL)	Maracaibo, VZ
9.	Alex Cunningham	RHP	6-0	210	R/R	Coastal Carolina University (SC)	Duncan, SC
10.	Dominic Taccolini	RHP	6-3	230	R/R	University of Arkansas (AR)	Sugar Land, TX
11.	Chandler Newman	RHP	6-2	175	R/R	Chattahoochee Valley Community College (AL)	Richmond Hill, GA
12.	Thomas Cosgrove	LHP	6-2	190	L/L	Manhattan College (NY)	Staten Island, NY
13.	Fred Schlichtholz	LHP	6-3	220	L/L	Fresno State University (CA)	Coronado, CA
14.	Vijay Miller	RHP	6-2	180	R/R	East Mississippi Community College (MS)	Fulton, MS
15.	Cole Bellinger	RHP	6-1	175	R/R	Hamilton High School (AZ)	Chandler, AZ
16.	Joey Cantillo	LHP	6-4	235	L/L	Kailua High School (HI)	Kailua, HI
17.	Jason Pineda	1B	6-1	220	R/R	James Monroe High School (NY)	Bronx, NY
18.	Cam Sanders	RHP	6-2	175	R/R	Louisiana State Univeristy (LA)	Thibodaux, LA
19.	Nicholas Freight	1B	5-11	200	R/R	University of North Carolina Wilmington (NC)	Gainesville, VA
20.	Duke Ellis	CF	6-2	175	L/L	Panola College (TX)	Nacogdoches, TX
21.	<b>Greg Lambert</b>	OF	6-1	195	R/R	Southern Illinois University (IL)	Athens, AL
22.	Jake Lyons	RHP	6-5	275	L/R	Weatherford College (TX)	Irving, TX
23.	Luis Roman	3B	6-0	220	L/R	Texas Wesleyan University (TX)	Ponce, PR
24.	Harrison Simon	RHP	6-4	210	R/R	Loyola Marymount University (CA)	Los Angeles, CA
25.	Robbie Podorsky	OF	5-8	170	R/R	McNeese State University (LA)	Prairieville, LA
26.	Daniel Cabrera	CF	6-1	190	L/L	Parkview Baptist High School (LA)	River Ridge, LA
27.	Christian Robinson	CF	6-2	205	L/L	Viera High School (FL)	Melbourne, FL
28.	Noel Vela	LHP	6-0	150	L/L	Veterans Memorial High School (TX)	Mission, TX
29.	Jalen Washington	C	6-1	195	R/R	Ohio State University (OH)	Twinsburg, OH
30.	Chandler Seagle	C	6-0	185	R/R	Appalachian State University (NC)	New Bern, NC
31.	Tyler Benson	OF	6-0	175	L/R	Bloomsburg University (PA)	Montville, NJ
32.	Matthew Batten	SS	6-0	170	R/R	Quinnipiac University (CT)	Shelton, CT
33.	Caleb Boushley	RHP	6-3	180	R/R	University of Wisconsin-La Crosse (WI)	Hortonville, WI
34.	Henry Marchese	CF	6-4	190	L/R	Adlai E. Steven High School (IL)	Lincolnshire, IL
35.	Kevin Abel	RHP	6-1	180	R/R	Madison High School (CA)	San Diego, CA
36.	Shane Muntz	C	6-4	240	R/R	Malvern Preparatory School (PA)	Pheonixville, PA
37.	Logan Browning	LHP	5-8	165	L/L	Florida Southern College (FL)	Lakeland, FL
38.	Jeremy Smith	RHP	6-1	195	R/R	Southwestern Oklahoma State University (OK)	Houston, TX
39.	Justin Paulsen	1B	6-0	215	L/R	Missouri State University (MO)	Ballwin, MO
40.	Chad Stevens	3B	6-3	190	R/R	Gig Harbor High School (WA)	Fox Island, WA

## 2017 NON-DRAFTED FREE AGENT SIGNINGS

N/A	Korey Anderson	RHP	6-2	205	R/R	Western Carolina (NC)	Snellville, GA
N/A	Tom Colletti	RHP	6-3	220	R/R	Ohio University (OH)	Wheaton, IL
N/A	Hunter Jarmon	OF	5-10	200	R/R	Oregon State University (OR)	Waco, TX
N/A	Spencer Kulman	RHP	6-1	195	R/R	Wofford College (SC)	Briarcliff Manor, NY
N/A	Nick Kuzia	RHP	6-4	185	R/R	University of Massachusetts (MA)	Seymour, CT
N/A	Cole Rutherford	1B	6-4	230	R/R	Cornell University (NY)	Simi Valley, CA
N/A	Daniel Sexton	LHP	6-0	194	R/L	Wright State University (OH)	Pataskala, OH

Players in **bold** signed or agreed to terms



# SCOUTING & PLAYER DEVELOPMENT

## ALL-TIME FIRST ROUND DRAFT PICKS

YEAR	MONTH	PLAYER	POS.	YEAR	MONTH	PLAYER	POS.
1969	June	<b>Randy Elliott</b>	OF-1NF	1991	June	<b>Joey Hamilton</b>	RHP
1970	Jan.	<b>John Scott</b>	OF	1992	June	None	
	June	<b>Mike Ivie</b>	C	1993	June	<b>Derrek Lee</b>	INF
	June	<b>Dave Hilton</b>	INF	1994	June	<b>Dustin Hermanson</b>	RHP
1971	Jan.	<b>*John Grubb</b>	OF	1995	June	<b>Ben Davis</b>	C
	June	<b>Jay Franklin</b>	RHP	1996	June	<b>Matt Halloran</b>	INF
	Jan.	<b>Cliff Butcher</b>	RHP	1997	June	<b>Kevin Nicholson</b>	INF
1972	June	<b>*Rich Troedson</b>	LHP	1998	June	<b>Sean Burroughs</b>	INF
	Jan.	<b>Dave Roberts</b>	INF	1999	June	Vince Faison	OF
	Jan.	<b>Dave Wehrmeister</b>	RHP			<b>Gerik Baxter</b>	RHP
1973	June	<b>Dave Winfield</b>	OF			<b>Omar Ortiz</b>	RHP
	Jan.	<b>Tucker Ashford</b>	INF	2000	June	<b>Mark Phillips</b>	LHP
	June	<b>Bill Almon</b>	INF	2001	June	<b>Jake Gautreau</b>	INF
1974	Jan.	<b>Gene Richards</b>	OF	2002	June	<b>Khalil Greene</b>	INF
	June	<b>*Juan Eichelberger</b>	RHP	2003	June	<b>Tim Stauffer</b>	RHP
	Jan.	<b>Mike Lentz</b>	LHP	2004	June	<b>Matt Bush</b>	INF
1975	June	<b>Keith Miller</b>	C	2005	June	<b>Cesar Carrillo</b>	RHP
	Jan.	<b>Bob Shirley</b>	LHP			<b>*Cesar Ramos</b>	LHP
	June	<b>Bob Owchinko</b>	LHP	2006	June	<b>Matt Antonelli</b>	INF
1976	Jan.	Kevin Chapman	RHP			<b>*Kyler Burke</b>	OF
	June	<b>Brian Greer</b>	OF	2007	June	<b>Nick Schmidt</b>	LHP
	Jan.	<b>Don Johnson</b>	LHP			<b>* Kellen Kulbacki</b>	OF
1977	June	<b>Andy Hawkins</b>	RHP			<b>* Drew Cumberland</b>	SS
	Jan.	<b>John Stevenson</b>	INF			<b>* Mitch Canham</b>	C
	June	<b>Joe Lansford</b>	INF			<b>* Cory Luebke</b>	LHP
1978	Jan.	<b>Bob Geren</b>	C			<b>* Daniel Payne</b>	OF
	June	<b>Ricky McMullen</b>	INF	2008	June	<b>Allan Dykstra</b>	INF
	Jan.	<b>Jeff Pyburn</b>	OF			<b>*Jaff Decker</b>	OF
1979	June	<b>Kevin McReynolds</b>	OF			<b>* Logan Forsythe</b>	INF
	Jan.	<b>Frank Castro</b>	C	2009	June	<b>Donavan Tate</b>	OF
	June	<b>*Scott Parsons</b>	RHP	2010	June	<b># Karsten Whitson</b>	RHP
1980	Jan.	<b>Jimmy Jones</b>	RHP	2011	June	<b>Cory Spangenberg</b>	INF
	June	<b>*Kevin Towers</b>	RHP			<b>Joe Ross</b>	RHP
	June	<b>Ray Hayward</b>	LHP			<b>*Michael Kelly</b>	RHP
1981	Jan.	<b>*Craig Reid</b>	INF			<b># Brett Austin</b>	C
	June	<b>Larry Martin</b>	OF			<b>*Jace Peterson</b>	INF
	June	<b>*Randell Byers</b>	OF	2012	June	<b>Max Fried</b>	LHP
1982	Jan.	<b>Shane Mack</b>	OF			<b>*Zach Eflin</b>	RHP
	June	<b>*Robert Grandstaff</b>	INF			<b>*Travis Jankowski</b>	OF
	June	<b>Joey Cora</b>	INF			<b>*Walker Weickel</b>	RHP
1983	Jan.	<b>Doug Brocail</b>	RHP	2013	June	<b>Hunter Renfroe</b>	OF
	June	<b>*Brian Harrison</b>	LHP	2014	June	<b>Trea Turner</b>	SS
	June	<b>Thomas Howard</b>	OF	2015	June	None	
1984	Jan.	<b>*Pete Roberts</b>	LHP	2016	June	<b>Cal Quantrill</b>	RHP
	June	<b>Kevin Garner</b>	RHP			<b>Hudson Potts</b>	INF
	June	<b>Andy Benes</b>	RHP			<b>Eric Lauer</b>	LHP
1985	June	None			<b>Mackenzie Gore</b>	LHP	
1986	Jan.	<b>Robbie Beckett</b>	LHP	2017	June		

\*Selected in the Secondary Phase

# Did not sign

Players in blue reached the Majors with the Padres

## OVERALL #1 DRAFT SELECTIONS TO APPEAR WITH THE PADRES

Since the Padres first season in 1969, the franchise has seen a total of eight No. 1 overall draft choices play in a Padres uniform.

DRAFT	PLAYER	ORIGINAL TEAM	YEARS WITH PADRES
1970	Mike Ivie (1B)	San Diego	1971, 1974-1977
1972	Dave Roberts (3B)	San Diego	1972-75, 1977-78
1974	Bill Almon (INF)	San Diego	1974-1979
1984	Shawn Abner (OF)	New York-NL	1987-1991
1988	Andy Benes (RHP)	San Diego	1989-1995
1992	Phil Nevin (INF)	Houston	1999-2005
2000	Adrian Gonzalez (1B)	Florida	2006-2010
2005	Justin Upton (LF)	Arizona	2015

# SCOUTING & PLAYER DEVELOPMENT

## PADRES AFFILIATE HISTORY

### ALL-TIME PADRES TRIPLE-A AFFILIATES

1969	Omaha	American Association	2001-10	Portland	Pacific Coast League
1970	Salt Lake City	Pacific Coast League	2011-13	Tucson	Pacific Coast League
1971-82	Honolulu	Pacific Coast League	2014-	El Paso	Pacific Coast League
1983-2000	Las Vegas	Pacific Coast League			

### ALL-TIME PADRES DOUBLE-A AFFILIATES

1969	Elmira	Eastern League	1987-94	Wichita	Texas League
1972-75	Alexandria	Texas League	1995-96	Memphis	Southern League
1976-82	Amarillo	Texas League	1997-2006	Mobile	Southern League
1983-86	Beaumont	Texas League	2007-	San Antonio	Texas League

### ALL-TIME PADRES HIGH-A AFFILIATES

1969	Key West	Florida State League
1970-71	Lodi	California League
1972	Kinston	Carolina League
1975-87	Reno	California League
1981-83	Salem	Carolina League
1983-94	Miami	Florida State League
1988-90	Riverside	California League
1991-92	High Desert	California League
1993-2000	Rancho Cuc.	California League
2001-	Lake Elsinore	California League

### ALL-TIME PADRES LOW-A AFFILIATES

1985-92	Charleston	South Atlantic League
1989-94	Waterloo	Midwest League
1993-99	Clinton	Midwest League
1999-	Fort Wayne	Midwest League

### ALL-TIME PADRES SHORT-A AFFILIATES

1969-70	Elmira	Eastern League
1970-72	Tri Cities	Northwest League
1973-82	Walla Walla	Northwest League
1980	Grays Harbor	Northwest League
1983-94	Spokane	Northwest League
2001-14	Eugene	Northwest League
2015-	Tri-City	Northwest League

### ALL-TIME PADRES ROOKIE AFFILIATES

1969	Salt Lake City	Pioneer League
1981	Bradenton	Gulf Coast League
1982	Sarasota	Gulf Coast League
1989-92	Scottsdale	Arizona Rookie League
1993-2000	Peoria	Arizona Rookie League
1995-2003	Idaho Falls	Pioneer League
2004-	Peoria	Arizona Rookie League
2017-	Peoria 2	Arizona Rookie League



# SCOUTING & PLAYER DEVELOPMENT

## 2018 MINOR LEAGUE PLAYERS

### ACEVEDO, ANGEL PAUL

**RHP**

HT: 6-1 WT: 180 B/T: R/R HOMETOWN: Calabozo, Venezuela  
 BORN: September 19, 1998 in Calabozo, Venezuela OPENING DAY AGE: 19  
 HOW ACQUIRED: Signed as a international free agent: March 1, 2016  
 SIGNED BY: Yfrain Linares (Padres)

YR	CLUB	W-L	ERA	G	GS	CG	SHO	SV	IP	H	R	ER	HR	HB	BB	SO	WP	BK	AVG
2016	DSL Padres (R)	4-2	2.86	13	7	0	0	1	50.1	61	23	16	2	3	18	33	7	0	.293
2017	AZL Padres 2 (R)	0-2	9.98	14	3	0	0	0	30.2	55	43	34	4	1	13	25	7	0	.379
Minor League Totals		4-4	5.56	27	10	0	0	1	81.0	116	66	50	6	4	31	58	14	0	.329

### ALARCON, KELVIN DE JESUS

**INF**

HT: 6-1 WT: 155 B/T: S/R HOMETOWN: Villa de Cura, Venezuela  
 BORN: March 6, 1999 in Villa de Cura, Venezuela OPENING DAY AGE: 19  
 HOW ACQUIRED: Signed as a non-drafted free agent: July 2, 2015  
 SIGNED BY: Luis Prieto (Padres)

YR	CLUB	AVG	G	AB	R	H	2B	3B	HR	RBI	SH	SF	HP	BB	SO	SB	CS	OBP	SLG	E
2016	DSL Padres (R)	.254	58	169	34	43	4	1	0	19	3	0	2	58	43	16	4	.450	.290	12
2017	AZL Padres 2 (R)	.202	35	119	21	24	2	0	1	17	0	1	3	23	28	0	1	.342	.244	5
Minor League Totals		.233	93	288	55	67	6	1	1	36	3	1	5	81	71	16	5	.408	.271	17

### ALLDAY, FORRETT

**OF**

HT: 5-11 WT: 190 B/T: L/L HOMETOWN: Galveston, TX  
 BORN: April 24, 1991 in Galveston, TX OPENING DAY AGE: 26  
 SCHOOL: University of Central Arkansas (AR)

HOW ACQUIRED: Signed as a minor league free agent: November 13, 2015  
 CAREER NOTES: 2017: Selected as a Southern League Mid-Season All-Star...prior to the All-Star game, he hit .323 (60-for-186) with five doubles and one homer for Mobile (AA)...between Mobile and Slat Lake (AAA), he appeared in career-high 92 games...also had a career-high .298 average, 90 hits, 33 RBI and 11 stolen bases, and he had a career-high-tying 53 walks.

YR	CLUB	AVG	G	AB	R	H	2B	3B	HR	RBI	SH	SF	HP	BB	SO	SB	CS	OBP	SLG	E
2013	Lowell (A)	.267	38	135	23	36	5	1	0	11	0	0	8	27	27	8	3	.418	.319	3
2014	Greenville (A)	.274	52	186	29	51	12	2	0	18	9	2	8	25	42	5	6	.380	.360	4
2015	Salem (A)	.249	79	249	36	62	7	0	2	20	8	3	8	48	52	7	9	.383	.301	4
	Portland (AA)	.267	5	15	3	4	0	0	0	3	1	0	0	5	3	0	0	.450	.267	1
2016	Inland Empire (A)	.278	5	18	1	5	0	0	0	3	0	1	0	1	2	1	0	.300	.278	0
	Orem (R)	.200	3	10	2	2	1	0	0	2	1	0	0	1	2	0	0	.273	.300	0
	Arkansas (AA)	.281	28	89	11	25	8	0	0	7	2	0	3	12	13	4	2	.385	.371	0
	Salt Lake (AAA)	.227	14	44	3	10	0	0	0	1	1	0	0	4	7	1	0	.292	.227	0
2017	Salt Lake (AAA)	.800	1	5	2	4	1	0	0	1	0	0	0	0	0	0	0	.800	1.000	0
	Mobile (AA)	.290	91	297	35	86	9	0	1	32	3	4	7	53	43	11	9	.404	.330	3
Minor League Totals		.272	316	1048	145	285	43	3	3	98	25	10	34	176	191	37	29	.390	.327	15

### ALLEN, LOGAN S.

**LHP**

HT: 6-3 WT: 200 B/T: R/L HOMETOWN: West Palm Beach, FL  
 BORN: May 23, 1997 in West Palm Beach, FL OPENING DAY AGE: 20  
 HIGH SCHOOL: IMG Academy (FL)

HOW ACQUIRED: From Boston along with OF Manuel Margot and INFs Javier Guerra and Carlos Asuaje for RHP Craig Kimbrel: November 13, 2015  
 CAREER NOTES: 2017: Split the season between Fort Wayne (A) and Lake Elsinore (A) and appeared in 24 games (23 starts), owning a 7-9 record...had a combined 2.95 ERA (41 ER, 125.0 IP) and 142 strikeouts between the two clubs...promoted to Lake Elsinore on 6/27. 2016: Selected to the Padres Futures Game roster...rated as the No. 9 prospect in the Padres organization by Baseball America in their mid-season update in July...named the No. 8 prospect in the Padres organization by Baseball America heading into the 2016 season. 2015: Originally signed by the Boston Red Sox as an eighth-round selection in the 2015 First-Year Player Draft.

YR	CLUB	W-L	ERA	G	GS	CG	SHO	SV	IP	H	R	ER	HR	HB	BB	SO	WP	BK	AVG
2015	GCL Red Sox (R)	0-0	0.90	7	7	0	0	0	20.0	12	2	2	0	0	1	24	1	0	.171
	Lowell (A)	0-0	2.08	1	1	0	0	0	4.1	6	1	1	0	0	0	2	0	0	.300
2016	Fort Wayne (A)	3-4	3.33	15	11	0	0	0	54.0	48	22	20	2	3	22	47	3	0	.242
	Tri-City (A)	0-1	7.71	1	1	0	0	0	2.1	4	2	2	0	0	1	47	3	0	.364
	AZL Padres (R)	0-0	3.00	3	3	0	0	0	6.0	5	2	2	0	0	1	8	0	0	.217
2017	Fort Wayne (A)	5-4	2.11	13	13	0	0	0	68.1	49	16	16	1	6	26	85	3	0	.201
	Lake Elsinore (A)	2-5	3.97	11	10	0	0	0	56.2	60	29	25	2	0	18	57	2	0	.271
Minor League Totals		10-14	2.89	51	46	0	0	0	211.2	184	74	68	5	9	69	227	9	0	.234

### ALMANZAR, LUIS J.

**INF**

HT: 5-10 WT: 186 B/T: R/R HOMETOWN: Santo Domingo, DR  
 BORN: November 1, 1999 in Santo Domingo, DR OPENING DAY AGE: 18  
 HOW ACQUIRED: Signed as a international free agent, July 2, 2016  
 SIGNED BY: Felix Feliz, Alvin Duran, Trevor Schumm (Padres)

CAREER NOTES: 2017: In his inaugural season, tied for the third-most hits (60) and doubles (10) and had the fourth-most RBI (21) for Tri-City (A)...also logged the third-most stolen bases on the team. 2016: Selected to the Padres Futures Game roster...rated as the No. 2 International prospect by Baseball America in the 2016 class at the time of his signing.

YR	CLUB	AVG	G	AB	R	H	2B	3B	HR	RBI	SH	SF	HP	BB	SO	SB	CS	OBP	SLG	E
2017	Tri-City (A)	.230	67	261	36	60	10	1	2	21	0	1	1	25	85	10	5	.299	.299	23



# SCOUTING & PLAYER DEVELOPMENT

## ANDERSON, KOREY LEE RHP

**HT:** 6-2 **WT:** 205 **B/T:** R/R **HOMETOWN:** Grayson, GA  
**BORN:** September 11, 1994 in Snellville, GA **OPENING DAY AGE:** 23  
**HIGH SCHOOL:** Grayson High School (GA) **COLLEGE:** Western Carolina (NC)  
**HOW ACQUIRED:** Signed as a non-drafted free agent: July 17, 2017  
**SIGNED BY:** Nick Brannon (Padres)

YR	CLUB	W-L	ERA	G	GS	CG	SHO	SV	IP	H	R	ER	HR	HB	BB	SO	WP	BK	AVG
2017	AZL Padres (R)	0-1	5.82	12	0	0	0	1	17.0	16	12	11	1	2	6	19	2	0	.232

## ANGUIZOLA, LUIS JAVIER INF

**HT:** 5-11 **WT:** 210 **B/T:** R/R **HOMETOWN:** David, Panama  
**BORN:** February 27, 1994 in David, Panama **OPENING DAY AGE:** 24  
**HOW ACQUIRED:** Signed as a 25th-round selection in the 2016 MLB First-Year Player Draft  
**SIGNED BY:** Stephen Baker (Padres)  
**CAREER NOTES:** 2017: Spent the majority of his second professional season with Tri-City (A) and was promoted to Fort Wayne (A) where he made one appearance on 8/11 at Bowling Green...hit .300 on the road for the Dust Devils (15-for-50) .308 against left-handed pitching and .227 vs. righties. 2016: Finished second on the AZL Padres in walks (17), tied for fourth in runs scored (19) and tied for third in RBI (18)...finished his inaugural season with a .279 average and a 745 OPS.

YR	CLUB	AVG	G	AB	R	H	2B	3B	HR	RBI	SH	SF	HP	BB	SO	SB	CS	OBP	SLG	E
2016	AZL Padres (R)	.279	31	104	19	29	5	0	1	18	0	2	3	17	24	3	0	.389	.356	4
2017	Tri-City (A)	.250	27	92	10	23	4	1	1	13	0	0	0	15	27	0	0	.355	.348	5
	Fort Wayne (A)	.500	1	2	1	1	0	0	0	0	0	0	0	1	0	0	0	.500	.500	0
Minor League Totals		.268	59	198	30	53	9	1	2	31	0	2	3	32	52	3	0	.374	.354	9

## ANTUNEZ, ADRIAN J OF

**HT:** 6-3 **WT:** 195 **B/T:** R/R **HOMETOWN:** Venezuela  
**BORN:** January 17, 1999 in Paramo Tucuni, Venezuela **OPENING DAY AGE:** 19  
**HOW ACQUIRED:** Signed as an international free agent: July 2, 2016  
**SIGNED BY:** Luis Prieto (Padres)

YR	CLUB	AVG	G	AB	R	H	2B	3B	HR	RBI	SH	SF	HP	BB	SO	SB	CS	OBP	SLG	E
2017	DSL Padres (R)	.182	37	121	15	22	6	1	1	11	0	2	4	11	51	5	2	.268	.273	3

## ARAGON, BRYANT ALONSO C

**HT:** 6-2 **WT:** 160 **B/T:** L/R **HOMETOWN:** Sonora, Mexico  
**BORN:** April 10, 1998 in Ciudad Obregon, Mexico **OPENING DAY AGE:** 19  
**HOW ACQUIRED:** Signed as a non-drafted free agent: December 3, 2014  
**SIGNED BY:** Chris Kemp (Padres)

YR	CLUB	AVG	G	AB	R	H	2B	3B	HR	RBI	SH	SF	HP	BB	SO	SB	CS	OBP	SLG	E
2015	AZL Padres (R)	.224	17	58	8	13	3	2	0	9	0	1	2	3	22	0	1	.281	.345	1
2016	AZL Padres (R)	.234	20	77	8	18	3	1	1	12	0	1	1	5	17	0	0	.286	.338	2
	DSL Padres (R)	.263	11	38	5	10	0	1	2	10	0	1	0	4	10	0	0	.326	.474	0
2017	Tri-City (A)	.213	43	150	12	32	7	1	1	10	0	2	0	12	41	0	0	.268	.293	1
Minor League Totals		.226	91	323	33	73	13	5	4	41	0	5	3	24	90	0	1	.282	.334	4

## ARAUJO, YDIE AMIN INF

**HT:** 6-3 **WT:** 210 **B/T:** R/R **HOMETOWN:** Dominican Republic  
**BORN:** April 28, 1998 in Dominican Republic **OPENING DAY AGE:** 19  
**HOW ACQUIRED:** Signed as an international free agent: July 2, 2016  
**SIGNED BY:** Ysrael Rojas (Padres)

YR	CLUB	AVG	G	AB	R	H	2B	3B	HR	RBI	SH	SF	HP	BB	SO	SB	CS	OBP	SLG	E
2017	DSL Padres (R)	.138	31	87	10	12	2	0	2	8	0	1	2	11	27	0	2	.248	.230	6

## ARIAS, GABRIEL A. INF

**HT:** 6-1 **WT:** 185 **B/T:** R/R **HOMETOWN:** Aragua, Venezuela  
**BORN:** February 27, 2000 in Aragua, Venezuela **OPENING DAY AGE:** 18  
**HOW ACQUIRED:** Signed as an international free agent: July 2, 2016  
**SIGNED BY:** Luis Prieto, Yfrain Linares, Trevor Schumm (Padres)  
**CAREER NOTES:** 2017: By the end of the season, *Baseball America* ranked Arias as the No. 10 prospect in the Padres' organization...played winter ball for the Canberra Cavalry in the Australian League.  
**2016:** Selected to the Padres Futures Game roster...ranked as the No. 4 International prospect by *Baseball America* in the 2016 class at the time of his signing and the No. 5 International prospect by MLB.com.

YR	CLUB	AVG	G	AB	R	H	2B	3B	HR	RBI	SH	SF	HP	BB	SO	SB	CS	OBP	SLG	E
2017	Fort Wayne (A)	.242	16	62	8	15	1	0	0	4	0	0	0	2	16	1	0	.266	.258	1
	AZL Padres 2 (R)	.275	37	153	18	42	6	3	0	13	1	1	3	10	51	4	6	.329	.353	10
Minor League Totals		.265	53	215	26	57	7	3	0	17	1	1	3	12	67	5	6	.312	.326	11

## ASHBECK, ELLIOT G. RHP

**HT:** 6-3 **WT:** 215 **B/T:** L/R **HOMETOWN:** Marshfield, WI  
**BORN:** November 16, 1993 in Marshfield, WI **OPENING DAY AGE:** 24  
**HIGH SCHOOL:** Marshfield High School (WI) **COLLEGE:** Bradley (IL)  
**HOW ACQUIRED:** Signed as a 16th-round selection in the 2015 First-Year Player Draft  
**SIGNED BY:** Jeff Stewart (Padres)

YR	CLUB	W-L	ERA	G	GS	CG	SHO	SV	IP	H	R	ER	HR	HB	BB	SO	WP	BK	AVG
2015	AZL Padres (R)	2-0	3.51	16	0	0	0	4	25.2	26	12	10	3	1	4	22	5	0	.252
2016	Fort Wayne (A)	2-1	1.71	6	1	0	0	1	21.0	10	4	4	0	0	2	15	0	0	.143
	Lake Elsinore (A)	0-1	0	1	1	0	0	0	3.1	2	1	0	0	0	1	1	0	0	.182
2017	AZL Padres (R)	1-1	0	4	0	0	0	0	4.2	2	3	0	0	1	2	7	1	0	.111
	AZL Padres 2 (R)	0-0	0	2	0	0	0	0	3.0	2	0	0	0	1	0	4	0	0	.182
	Tri-City (A)	0-0	1.69	7	0	0	0	1	10.2	7	2	2	1	2	0	13	0	0	.179
Minor League Totals		5-3	2.11	36	2	0	0	6	68.1	49	22	16	4	5	9	62	6	0	.194

SCOUTING & PLAYER DEVELOPMENT



# SCOUTING & PLAYER DEVELOPMENT

## ASUNCION, LUIS ERNESTO OF

**HT:** 6-4 **WT:** 205 **B/T:** R/R **HOMETOWN:** Santo Domingo, DR  
**BORN:** February 27, 1997 in Santo Domingo, DR **OPENING DAY AGE:** 21  
**HOW ACQUIRED:** Signed as a non-drafted free agent: November 1, 2013  
**SIGNED BY:** Randy Smith, Felix Feliz and Ysrael Rojas (Padres)  
**CAREER NOTES:** 2017: Named to the Northwest League Mid-Season All-Star team after hitting .285 (39-for-137) with eight doubles, two triples, three home runs, 17 RBI, 10 walks and 24 runs scored...was named as the MVP of the All-Star game with his RBI double in the fifth.

YR	CLUB	AVG	G	AB	R	H	2B	3B	HR	RBI	SH	SF	HP	BB	SO	SB	CS	OBP	SLG	E
2014	DSL Padres (R)	.135	26	104	9	14	0	1	2	10	0	0	3	5	33	0	0	.196	.212	2
2015	DSL Padres (R)	.236	54	216	25	51	10	3	4	31	0	2	6	20	72	1	1	.316	.366	3
2016	Tri-City (A)	.241	58	199	21	48	12	0	1	21	0	0	7	21	54	0	1	.335	.317	4
2017	Tri-City (A)	.267	66	255	36	68	14	3	4	29	0	1	3	17	66	6	1	.319	.392	3
Minor League Totals		.234	204	774	91	181	36	7	11	91	0	3	19	63	225	7	3	.306	.341	12

## AVILA, PEDRO MANUEL RHP

**HT:** 5-11 **WT:** 170 **B/T:** R/R **HOMETOWN:** Caracas, Venezuela  
**BORN:** January 14, 1997 in Caracas, Venezuela **OPENING DAY AGE:** 21  
**HOW ACQUIRED:** From the Washington Nationals in exchange for C Derek Norris  
**CAREER NOTES:** 2017: Led the Fort Wayne pitching staff in strikeouts (117) and tied for second-most innings pitched (85.2 IP), despite splitting the season with Lake Elsinore...tabbed as having the best curveball in the Padres system by *Baseball America* following the season.

YR	CLUB	W-L	ERA	G	GS	CG	SHO	SV	IP	H	R	ER	HR	HB	BB	SO	WP	BK	AVG
2015	DSL Nationals (R)	6-3	2.26	13	13	0	0	0	59.2	46	22	15	1	5	17	87	8	0	.211
	GCL Nationals (R)	1-0	0.00	1	0	0	0	0	4.0	1	0	0	0	1	1	5	1	0	.077
2016	Hagerstown (A)	7-7	3.48	20	20	0	0	0	93.0	86	41	36	10	7	38	92	3	0	.249
2017	Lake Elsinore (A)	1-4	4.98	10	9	0	0	0	43.1	50	31	24	2	2	18	53	12	2	.284
	Fort Wayne (A)	7-1	3.05	14	14	0	0	0	85.2	74	31	29	3	5	15	117	2	1	.231
Minor League Totals		22-15	3.28	58	56	0	0	0	285.2	257	125	104	16	20	89	354	26	3	.240

## BACHAR, LAKE DAVID RHP

**HT:** 6-3 **WT:** 210 **B/T:** R/R **HOMETOWN:** Wheaton, IL  
**BORN:** June 3, 1995 in Winfield, IL **OPENING DAY AGE:** 22  
**HIGH SCHOOL:** Wheaton North High School (IL) **COLLEGE:** University of Wisconsin-Whitewater  
**HOW ACQUIRED:** Signed as a fifth-round selection in the 2016 MLB First-Year Player Draft  
**SIGNED BY:** Troy Hoerner (Padres)

YR	CLUB	W-L	ERA	G	GS	CG	SHO	SV	IP	H	R	ER	HR	HB	BB	SO	WP	BK	AVG
2016	Lake Elsinore (A)	1-0	3.60	4	0	0	0	1	5.0	4	2	2	0	0	0	5	0	0	.250
	Fort Wayne (A)	0-0	0.00	1	0	0	0	0	3.0	0	0	0	0	0	1	1	0	0	.000
	AZL Padres (R)	1-2	3.45	10	5	0	0	0	28.2	25	11	11	1	1	6	35	0	1	.231
2017	AZL Padres (R)	1-0	1	5	0	0	0	0	9.0	5	1	1	1	0	6	15	2	0	.156
	AZL Padres 2 (R)	0-0	2.25	1	1	0	0	0	4.0	2	1	1	0	0	2	4	2	0	.154
	Fort Wayne (A)	4-1	4.06	7	6	0	0	0	37.2	33	21	17	6	0	6	28	4	0	.239
Minor League Totals		7-3	3.30	28	12	0	0	1	87.1	69	36	32	8	1	21	88	8	1	.218

## BAEZ, MICHEL RHP

**HT:** 6-8 **WT:** 210 **B/T:** R/R **HOMETOWN:** Mayabeque, Cuba  
**BORN:** January 21, 1996 in Mayabeque, Cuba **OPENING DAY AGE:** 22  
**HOW ACQUIRED:** Signed as an international free agent, December 19, 2016  
**SIGNED BY:** Trevor Schumm and Jake Koenig (Padres)  
**CAREER NOTES:** 2017: Following the 2017 season, ranked by *Baseball America* as the No. 3 overall prospect in the Padres organization...also tabbed by *Baseball America* as having the best fastball in the Padres system...went 2-0 with the TinCaps in their postseason run, allowing seven hits and not a single run in 12.0 innings thrown while holding opponents to a .179 average.

YR	CLUB	W-L	ERA	G	GS	CG	SHO	SV	IP	H	R	ER	HR	HB	BB	SO	WP	BK	AVG
2017	AZL Padres (R)	1-0	3.60	1	1	0	0	0	5.0	2	2	1	0	2	7	1	0	.133	
	Fort Wayne (A)	6-2	2.45	10	10	0	0	0	58.2	41	16	16	8	2	8	82	6	0	.192
Minor League Totals		7-2	2.54	11	11	0	0	0	63.2	43	18	18	9	2	10	89	7	0	.188

## BAKER, CHRISTOPHER ROBERT (CHRIS) INF

**HT:** 6-1 **WT:** 180 **B/T:** R/R **HOMETOWN:** San Mateo, CA  
**BORN:** November 29, 1994 in Redwood City, CA **OPENING DAY AGE:** 23  
**HIGH SCHOOL:** St. Francis High School (CA) **COLLEGE:** University of Washington  
**HOW ACQUIRED:** Selected in the 17th round of the 2016 MLB First-Year Player Draft  
**SIGNED BY:** Justin Baughman (Padres)  
**CAREER NOTES:** 2016: Named a MiLB.com Organizational All-Star and a Northwest League Mid-Season All-Star.

YR	CLUB	AVG	G	AB	R	H	2B	3B	HR	RBI	SH	SF	HP	BB	SO	SB	CS	OBP	SLG	E
2016	Fort Wayne (A)	.286	17	63	9	18	3	3	3	11	2	0	1	7	18	0	0	.366	.571	3
	Tri-City (A)	.303	54	201	33	61	11	0	2	27	0	3	7	23	49	14	4	.389	.388	1
2017	Lake Elsinore (A)	.210	101	376	36	79	16	3	6	37	3	3	5	27	112	5	2	.270	.316	8
Minor League Totals		.247	172	640	78	158	30	6	11	75	5	6	13	57	179	19	6	.318	.364	26

## BARLEY, JORDY INF

**HT:** 6-0 **WT:** 175 **B/T:** R/R **HOMETOWN:** San Pedro de Macoris, DR  
**BORN:** December 3, 1999 in San Pedro de Macoris, DR **OPENING DAY AGE:** 18  
**HOW ACQUIRED:** Signed as an International free agent: July 2, 2016  
**SIGNED BY:** Chris Kemp and Felix Feliz (Padres)

YR	CLUB	AVG	G	AB	R	H	2B	3B	HR	RBI	SH	SF	HP	BB	SO	SB	CS	OBP	SLG	E
2017	AZL Padres (R)	.242	49	182	34	44	11	6	4	28	0	0	2	11	65	7	2	.292	.434	30

# SCOUTING & PLAYER DEVELOPMENT

## BASABE, OLIVIER INF

**HT:** 5-11 **WT:** 190 **B/T:** R/R **HOMETOWN:** Maracaibo, Venezuela  
**BORN:** July 15, 1997, Maracaibo, Venezuela **OPENING DAY AGE:** 20  
**HOW ACQUIRED:** Signed as an eighth-round selection in the 2017 First-Year Player Draft  
**SIGNED BY:** Stephen Baker (Padres)

YR	CLUB	AVG	G	AB	R	H	2B	3B	HR	RBI	SH	SF	HP	BB	SO	SB	CS	OBP	SLG	E
2017	AZL Padres 2 (R)	.272	42	162	31	44	14	1	1	24	1	2	6	14	24	3	2	.348	.389	10

## BATISTA, CARLOS N OF

**HT:** 6-2 **WT:** 180 **B/T:** L/L **HOMETOWN:** Dominican Republic  
**BORN:** October 30, 1999 in Dominican Republic **OPENING DAY AGE:** 18  
**HOW ACQUIRED:** Signed as an international free agent: July 2, 2016  
**SIGNED BY:** Ysrael Rojas and Jhonathan Feliz (Padres)

YR	CLUB	AVG	G	AB	R	H	2B	3B	HR	RBI	SH	SF	HP	BB	SO	SB	CS	OBP	SLG	E
2017	Fort Wayne (A)	.286	17	63	9	18	3	3	3	11	2	0	1	7	18	0	0	.366	.571	3

## BATTEN, MATTHEW (MATT) INF

**HT:** 5-11 **WT:** 175 **B/T:** R/R **HOMETOWN:** Shelton, CT  
**BORN:** June 22, 1995 in Shelton, CT **OPENING DAY AGE:** 22  
**HIGH SCHOOL:** St. Joseph High School (CT) **COLLEGE:** Quinnipiac University (CT)  
**HOW ACQUIRED:** Signed as a 32nd-round selection in the 2017 MLB First-Year Player Draft  
**SIGNED BY:** John Stewart (Padres)

YR	CLUB	AVG	G	AB	R	H	2B	3B	HR	RBI	SH	SF	HP	BB	SO	SB	CS	OBP	SLG	E
2017	AZL Padres (R)	.263	29	99	22	26	6	2	1	14	0	0	0	11	22	1	0	.336	.394	2
	Tri-City (A)	.206	20	63	8	13	2	0	0	6	0	1	1	12	17	4	1	.338	.236	2
	Minor League Totals	.241	49	162	30	39	8	2	1	20	0	1	1	23	39	5	1	.337	.333	4

## BEDNAR, DAVID RHP

**HT:** 6-1 **WT:** 205 **B/T:** L/R **HOMETOWN:** Valencia, PA  
**BORN:** October 10, 1994 in Pittsburgh, PA **OPENING DAY AGE:** 23  
**HIGH SCHOOL:** Mars Area High School (PA) **COLLEGE:** Lafayette College (PA)  
**HOW ACQUIRED:** Selected in the 35th round of the 2016 MLB First-Year Player Draft  
**SIGNED BY:** Dustin Johnson (Padres)

YR	CLUB	W-L	ERA	G	GS	CG	SHO	SV	IP	H	R	ER	HR	HB	BB	SO	WP	BK	AVG
2016	Fort-Wayne (A)	3-4	3.43	15	0	0	0	2	21.0	20	10	8	0	0	4	25	3	0	.244
	Tri-City (A)	1-0	0.00	8	0	0	0	2	10.0	7	0	0	0	1	0	15	1	0	.189
2017	Fort Wayne (A)	1-1	1.87	24	0	0	0	9	33.2	18	7	7	1	1	11	50	3	0	.154
	Lake Erie Shore (A)	0-3	3.58	21	0	0	0	2	27.2	27	12	11	1	4	9	31	0	0	.257
	Minor League Totals	5-8	2.53	68	0	0	0	15	92.1	72	29	26	2	6	24	121	7	0	.211

## BELEN, CARLOS REYNALDO INF

**HT:** 6-1 **WT:** 213 **B/T:** R/R **HOMETOWN:** Santo Domingo, DR  
**BORN:** February 28, 1996 in Santo Domingo, DR **OPENING DAY AGE:** 22  
**HOW ACQUIRED:** Signed as a non-drafted free agent: July 2, 2012  
**SIGNED BY:** Felix Feliz, Ysrael Rojas and Randy Smith (Padres)  
**CAREER NOTES:** 2016: Named the Midwest Player of the Week for Fort Wayne for the week ending in August 14.

YR	CLUB	AVG	G	AB	R	H	2B	3B	HR	RBI	SH	SF	HP	BB	SO	SB	CS	OBP	SLG	E
2013	DSL Padres (R)	.247	64	231	34	57	9	4	7	27	0	2	6	26	60	5	6	.336	411	27
	AZL Padres (R)	.211	5	19	3	4	0	0	1	1	0	0	1	7	1	0	0	.286	368	1
2014	AZL Padres (R)	.256	37	133	20	34	5	9+	5	22	0	2	6	14	61	3	1	.348	541	14
2015	Tri-City (A)	.218	66	248	31	54	17	3	6	35	0	5	3	28	113	5	3	.299	383	21
2016	Fort Wayne (A)	.222	114	436	49	97	25	7	12	72	0	7	4	32	132	1	4	.278	394	21
2017	Lake Erie Shore (A)	.238	89	319	40	76	23	2	11	46	0	2	5	28	121	1	1	.308	426	9
	Minor League Totals	.232	375	1386	177	322	79	25	42	203	0	18	25	129	494	16	15	.306	416	93

## BELLINGER, COLE RHP

**HT:** 6-1 **WT:** 175 **B/T:** R/R **HOMETOWN:** Chandler, AZ  
**BORN:** October 12, 1999 in Chandler, AZ **OPENING DAY AGE:** 18  
**HIGH SCHOOL:** Hamilton High School (AZ)  
**HOW ACQUIRED:** Selected in the 15th round of the 2017 MLB First-Year Player Draft  
**SIGNED BY:** James Parker (Padres)  
**PERSONAL:** Son of Clay Bellinger and brother of Cody Bellinger

YR	CLUB	W-L	ERA	G	GS	CG	SHO	SV	IP	H	R	ER	HR	HB	BB	SO	WP	BK	AVG
2017	AZL Padres 2 (R)	0-0	0.68	9	0	0	0	0	13.1	8	2	1	1	0	5	15	1	0	.174

## BENCOMO, EDUWIN MIGUEL RHP

**HT:** 6-2 **WT:** 165 **B/T:** R/R **HOMETOWN:** Rio Chico, Venezuela  
**BORN:** April 14, 1999 in Rio Chico, Venezuela **OPENING DAY AGE:** 18  
**HOW ACQUIRED:** Signed as an International free agent: March 2, 2016  
**SIGNED BY:** Antonio Alejos (Padres)

YR	CLUB	W-L	ERA	G	GS	CG	SHO	SV	IP	H	R	ER	HR	HB	BB	SO	WP	BK	AVG
2016	DSL Padres (R)	0-2	5.24	19	0	0	0	6	22.1	27	20	13	1	3	10	26	4	0	.290
2017	DSL Padres (R)	0-2	5.00	6	0	0	0	1	9.0	9	11	5	0	0	5	7	1	0	.237
	AZL Padres 2 (R)	0-1	3.18	18	0	0	0	7	17.0	14	11	6	1	2	6	23	4	0	.222
	Minor League Totals	0-5	4.47	43	0	0	0	14	48.1	50	42	24	2	5	21	56	9	0	.258

SCOUTING & PLAYER DEVELOPMENT



# SCOUTING & PLAYER DEVELOPMENT

## BENSON, TYLER OF

HT: 5-11 WT: 180 B/T: L/R HOMETOWN: Montville, NJ  
 BORN: June 17, 1996 in Montville, NJ OPENING DAY AGE: 21  
 HIGH SCHOOL: Montville Township High School (PA) COLLEGE: Bloomsburg University (PA)  
 HOW ACQUIRED: Selected in the 31st round of the 2017 MLB First-Year Player Draft

YR	CLUB	AVG	G	AB	R	H	2B	3B	HR	RBI	SH	SF	HP	BB	SO	SB	CS	OBP	SLG	E
2017	AZL Padres (R)	.176	5	17	1	3	0	0	0	1	0	0	0	3	7	0	1	.300	.176	0
	Tri-City (A)	.304	21	69	8	21	4	0	0	10	0	1	2	13	21	9	1	.424	.362	1
	Fort Wayne (A)	.172	13	29	2	5	2	0	0	4	0	0	0	5	6	0	2	.294	.241	0
	Minor League Totals	.252	39	115	11	29	6	0	0	15	0	1	2	21	34	9	4	.374	.304	1

## BLUEBERG, COLBY JAMES RHP

HT: 6-0 WT: 185 B/T: R/R HOMETOWN: Carson City, NV  
 BORN: May 11, 1993 in Carson City, NV OPENING DAY AGE: 24  
 HIGH SCHOOL: Carson High School (NV) COLLEGE: University of Nevada-Reno  
 HOW ACQUIRED: Signed as a 24th-round selection in the 2014 First-Year Player Draft  
 SIGNED BY: Sam Ray (Padres)  
 CAREER NOTES: 2017: Made a California League Mid-Season All-Star. 2016: Named a California League Mid-Season All-Star. 2015: Named as a MiLB.com Organization All-Star.

YR	CLUB	W-L	ERA	G	GS	CG	SHO	SV	IP	H	R	ER	HR	HB	BB	SO	WP	BK	AVG
2014	Eugene (A)	2-0	0.55	18	0	0	0	1	32.2	24	4	2	0	1	6	37	2	0	.207
	Fort Wayne (A)	1-0	0.00	2	0	0	0	0	3.0	3	0	0	0	0	2	3	0	0	.250
2015	Fort Wayne (A)	4-1	1.07	41	0	0	0	21	58.2	33	8	7	0	0	15	62	3	0	.163
	Lake Elsinore (A)	0-0	21.60	1	0	0	0	0	1.2	3	5	4	1	0	1	2	0	0	.375
2016	Lake Elsinore (A)	2-3	3.17	45	0	0	0	12	59.2	58	25	21	5	2	26	60	3	0	.254
2017	Lake Elsinore (A)	7-2	2.85	45	0	0	0	10	60.0	50	21	19	3	0	25	74	7	1	.224
	Minor League Totals	16-6	2.21	152	0	0	0	44	215.2	171	63	53	9	3	75	238	15	1	.216

## BOLAÑOS, RONALD RHP

HT: 6-3 WT: 190 B/T: R/R HOMETOWN: Santa Cruz del Norte, Cuba  
 BORN: August 23, 1996 in Santa Cruz del Norte, Cuba OPENING DAY AGE: 21  
 HOW ACQUIRED: Signed as an international free agent: August 4, 2016  
 SIGNED BY: Felix Feliz and Trevor Schumm (Padres)

YR	CLUB	W-L	ERA	G	GS	CG	SHO	SV	IP	H	R	ER	HR	HB	BB	SO	WP	BK	AVG
2017	Fort Wayne (A)	5-2	4.41	16	11	1	0	0	69.1	65	38	34	3	2	34	51	4	5	.253

## BOUSFIELD, AUSTON AVERY ALLEN OF

HT: 5-11 WT: 185 B/T: R/R HOMETOWN: Winter Garden, FL  
 BORN: July 5, 1993 in Oakland, FL OPENING DAY AGE: 24  
 HIGH SCHOOL: West Orange High School (FL) COLLEGE: University of Mississippi  
 HOW ACQUIRED: Signed as a fifth-round selection in the 2014 First-Year Player Draft  
 SIGNED BY: Andrew Salvo (Padres)  
 CAREER NOTES: 2014: Named as a Northwest League Mid-Season All-Star and received the Player of the Week award on 8/4/14...was a Baseball America short-season All-Star.

YR	CLUB	AVG	G	AB	R	H	2B	3B	HR	RBI	SH	SF	HP	BB	SO	SB	CS	OBP	SLG	E
2014	Eugene (A)	.301	45	166	36	50	16	5	3	13	0	0	4	24	37	12	4	.402	.512	3
2015	Lake Elsinore (A)	.273	102	400	53	109	12	2	3	32	8	3	7	50	79	22	6	.361	.335	3
	San Antonio (AA)	.247	19	73	6	18	3	0	0	1	0	0	0	8	17	1	0	.321	.288	1
2016	El Paso (AAA)	.204	38	103	12	21	6	0	1	6	0	1	2	10	31	1	0	.284	.291	1
	San Antonio (AA)	.170	71	264	29	45	10	1	3	14	4	3	4	32	76	9	2	.267	.250	0
2017	Lake Elsinore (A)	.256	11	43	8	11	4	0	2	3	0	0	1	7	9	0	2	.373	.488	0
	San Antonio (AA)	.229	93	297	35	68	11	1	4	30	2	3	5	30	52	15	6	.307	.313	2
	Minor League Totals	.239	379	1346	179	322	62	9	16	99	14	10	23	161	301	60	20	.329	.334	10

## BOUSHLEY, CALEB RHP

HT: 6-3 WT: 180 B/T: R/R HOMETOWN: Hortonville, WI  
 BORN: October 1, 1993 in Hortonville, WI OPENING DAY AGE: 24  
 COLLEGE: University of Wisconsin-La Crosse (WI)  
 HOW ACQUIRED: Signed as a 33rd-round selection in the 2017 First-Year Player Draft  
 SIGNED BY: Troy Hoerner (Padres)

YR	CLUB	W-L	ERA	G	GS	CG	SHO	SV	IP	H	R	ER	HR	HB	BB	SO	WP	BK	AVG
2017	Lake Elsinore (A)	0-0	4.15	1	0	0	0	0	4.1	6	2	2	0	0	1	3	0	0	.316
	AZL Padres (R)	2-2	6.03	10	9	0	0	0	37.1	42	28	25	2	1	13	34	3	0	.284
	Minor League Totals	2-2	5.83	11	9	0	0	0	41.2	48	30	27	2	1	14	37	3	0	.287

## BOYKIN, RODERICK JERRELL (ROD) OF

HT: 6-1 WT: 175 B/T: R/R HOMETOWN: Montgomery, AL  
 BORN: April 17, 1995 in Montgomery, AL OPENING DAY AGE: 22  
 HIGH SCHOOL: Edgewood Academy (AL)  
 HOW ACQUIRED: Signed as a 12th-round selection in the 2013 First-Year Player Draft  
 SIGNED BY: Andrew Salvo (Padres)

YR	CLUB	AVG	G	AB	R	H	2B	3B	HR	RBI	SH	SF	HP	BB	SO	SB	CS	OBP	SLG	E
2013	AZL Padres (R)	.279	41	154	22	43	3	1	0	10	0	0	7	12	40	11	1	.358	.312	3
2014	AZL Padres (R)	.266	21	64	8	17	6	1	0	12	0	2	1	3	20	5	1	.300	.391	1
	Eugene (A)	.278	8	18	4	5	0	1	0	0	0	0	0	6	2	0	0	.316	.389	1
	Tri-City (A)	.250	63	244	49	61	10	3	3	23	2	1	4	28	85	19	4	.336	.352	2
2015	Fort Wayne (A)	.187	62	198	21	37	5	3	0	7	9	0	6	18	77	13	3	.275	.242	1
2016	Lake Elsinore (A)	.314	43	172	30	54	9	5	6	20	0	0	1	16	62	7	1	.376	.529	2
2017	Fort Wayne (A)	.249	69	205	31	51	10	3	6	20	4	1	2	23	77	7	4	.329	.415	2
	Minor League Totals	.254	307	1055	165	268	43	17	15	92	15	4	22	100	367	64	14	.330	.370	12

# SCOUTING & PLAYER DEVELOPMENT

## BRACAMONTE, DANIEL VICENTE LHP

HT: 6-1 WT: 170 B/T: L/L HOMETOWN: Guatire, Venezuela  
 BORN: January 12, 1999 in Guatire, Venezuela OPENING DAY AGE: 19  
 HOW ACQUIRED: Signed as an International free agent: July 2, 2016  
 SIGNED BY: Antonio Alejos (Padres)

YR	CLUB	W-L	ERA	G	GS	CG	SHO	SV	IP	H	R	ER	HR	HB	BB	SO	WP	BK	AVG
2017	DSL Padres (R)	0-4	7.59	10	0	0	0	0	10.2	10	10	9	0	3	13	9	3	0	.250

## BRASOBAN, YIMMI YOEL RHP

HT: 6-1 WT: 185 B/T: R/R HOMETOWN: San Cristobal, DR  
 BORN: June 22, 1994 in San Cristobal, DR OPENING DAY AGE: 22  
 HOW ACQUIRED: Signed as a non-drafted free agent: May 12, 2011  
 SIGNED BY: Felix Feliz and Martin Jose (Padres)  
 CAREER NOTES: 2013: Northwest League Mid-Season All-Star.

YR	CLUB	W-L	ERA	G	GS	CG	SHO	SV	IP	H	R	ER	HR	HB	BB	SO	WP	BK	AVG
2011	DSL Padres (R)	3-3	5.65	12	10	0	0	0	43.0	42	35	27	1	11	28	25	10	0	.259
2012	DSL Padres (R)	1-2	1.50	11	11	0	0	0	54.0	43	24	9	2	6	15	39	9	0	.219
	AZL Padres (R)	0-0	8.10	2	0	0	0	0	3.1	7	3	3	0	1	1	4	0	0	.438
2013	Eugene (A)	2-3	4.17	13	13	0	0	0	58.1	44	33	27	10	4	23	39	5	4	.212
2014	Eugene (A)	2-1	6.48	4	4	0	0	0	16.2	19	13	12	1	1	8	15	0	0	.275
	Fort Wayne (A)	2-4	6.54	15	14	0	0	0	64.2	79	52	47	4	3	35	50	9	0	.302
2015	Fort Wayne (A)	5-3	2.26	41	3	0	0	10	71.2	52	23	18	5	3	25	80	5	2	.199
2016	San Antonio (AA)	5-2	3.03	29	0	0	0	4	35.2	27	13	12	1	2	16	35	5	1	.216
	Lake Elsinore (A)	0-0	0.68	10	0	0	0	5	13.1	8	1	1	1	0	1	13	0	0	.163
2017	San Antonio (AA)	0-1	4.71	22	0	0	0	1	28.2	34	16	15	4	0	20	20	1	0	.293
Minor League Totals		20-19	3.95	159	55	0	0	20	389.1	355	213	171	29	31	172	320	44	7	.242

## BROWN, ARTHUR (A.J.) OF

HT: 6-2 WT: 217 HOMETOWN: Starkville, MS  
 BORN: June 30, 1997 in Starkville, MS OPENING DAY AGE: 20  
 HOW ACQUIRED: Signed as an international free agent: July 14, 2016  
 SIGNED BY: Steve Moritz (Padres)

## BURGOS, ALDEMAR OF

HT: 6-0 WT: 165 B/T: R/R HOMETOWN: San Juan, Puerto Rico  
 BORN: January 23, 1997 in San Juan, Puerto Rico OPENING DAY AGE: 21  
 HIGH SCHOOL: Carlos Beltran Baseball Academy (PR)  
 HOW ACQUIRED: Signed as an eighth-round selection in the 2015 First-Year Player Draft  
 SIGNED BY: Willie Bosque (Padres)

YR	CLUB	AVG	G	AB	R	H	2B	3B	HR	RBI	SH	SF	HP	BB	SO	SB	CS	OBP	SLG	E
2015	AZL Padres (R)	.225	42	169	18	38	4	3	0	9	1	0	2	12	53	4	6	.284	.284	2
2016	Tri-City (A)	.189	31	106	10	20	4	1	0	7	6	0	1	5	36	1	5	.232	.245	1
	AZL Padres (R)	.164	18	61	8	10	2	1	1	5	2	0	0	3	15	1	1	.203	.279	2
2017	Lake Elsinore (A)	.000	2	7	1	0	0	0	0	0	0	0	0	5	0	0	0	.000	.000	0
	Tri-City (A)	.239	47	155	22	37	7	0	3	14	8	0	3	8	37	3	2	.289	.342	3
Minor League Totals		.211	140	498	59	105	17	5	4	35	17	0	6	28	146	9	14	.261	.289	8

## CABRERA, JOSE ALBERTO LHP

HT: 6-0 WT: 170 B/T: L/L HOMETOWN: La Vaquera, Venezuela  
 BORN: September 26, 1998 in Puerto de La Cruz, Venezuela OPENING DAY AGE: 19  
 HOW ACQUIRED: Signed as a non-drafted free agent: July 2, 2015  
 SIGNED BY: Antonio Alejos and Trevor Schumm (Padres)

YR	CLUB	W-L	ERA	G	GS	CG	SHO	SV	IP	H	R	ER	HR	HB	BB	SO	WP	BK	AVG
2016	DSL Padres (R)	2-2	2.79	13	13	0	0	0	51.2	32	18	16	0	5	33	48	11	1	.174
2017	AZL Padres (R)	1-0	6.83	16	0	0	0	0	27.2	32	23	21	1	5	25	25	4	0	.294
Minor League Totals		3-2	4.20	29	13	0	0	0	79.1	64	41	37	1	10	58	73	15	1	.218

## CAMPUSANO, LUIS GENARO C

HT: 6-0 WT: 195 B/T: R/R HOMETOWN: Augusta, GA  
 BORN: September 29, 1998 in Augusta, GA OPENING DAY AGE: 19  
 HIGH SCHOOL: Cross Creek High School (GA)  
 HOW ACQUIRED: Signed as a second-round selection in the 2017 First-Year Player Draft  
 SIGNED BY: Tyler Stubblefield (Padres)  
 CAREER NOTES: 2017: Tabbed as the best defensive catcher in the Padres system by *Baseball America* following the season.

YR	CLUB	AVG	G	AB	R	H	2B	3B	HR	RBI	SH	SF	HP	BB	SO	SB	CS	OBP	SLG	E
2017	AZL Padres 2 (R)	.250	13	44	5	11	0	0	3	12	0	0	0	9	11	0	1	.377	.455	3
	AZL Padres (R)	.278	24	90	3	25	4	0	1	13	0	1	1	6	14	0	1	.327	.356	4
Minor League Totals		.269	37	134	8	36	4	0	4	25	0	1	1	15	25	0	2	.344	.388	7

## CANTILLO, JOSEPH LOPAKA (JOEY) LHP

HT: 6-4 WT: 225 B/T: L/L HOMETOWN: Kailua, HI  
 BORN: December 18, 1999 in Kailua, HI OPENING DAY AGE: 18  
 HIGH SCHOOL: Kailua High School (HI)  
 HOW ACQUIRED: Signed as a 16th-round selection in the 2017 First-Year Player Draft  
 SIGNED BY: Justin Baughman (Padres)

YR	CLUB	W-L	ERA	G	GS	CG	SHO	SV	IP	H	R	ER	HR	HB	BB	SO	WP	BK	AVG
2017	AZL Padres 2 (R)	1-0	4.50	7	0	0	0	0	8.0	5	4	4	0	2	6	14	3	0	.179

SCOUTING & PLAYER DEVELOPMENT





# SCOUTING & PLAYER DEVELOPMENT

## CANTU II, MICHAEL EVERETT

**C**

HT: 6-3 WT: 225 B/T: R/R  
 BORN: August 28, 1995 in Corpus Christi, TX  
 HIGH SCHOOL: Moody High School (TX)  
 HOW ACQUIRED: Signed as a non-drafted free agent, August 18, 2017

HOMETOWN: Corpus Christi, TX  
 OPENING DAY AGE: 22  
 COLLEGE: University of Texas

YR	CLUB	AVG	G	AB	R	H	2B	3B	HR	RBI	SH	SF	HP	BB	SO	SB	CS	OBP	SLG	E
2017	AZL Padres (R)	.333	3	6	1	2	1	0	0	3	0	0	0	2	1	1	0	.500	.500	0

## CARKUFF, JARED MITCHELL

**RHP**

HT: 6-3 WT: 180 B/T: R/R  
 BORN: August 25, 1993 in Homewood, TN  
 HIGH SCHOOL: Cascade High School (TN)  
 HOW ACQUIRED: Acquired TOR with OF Edward Olivares in exchange for INF Yangervis Solarte: January 6, 2018  
 CAREER NOTES: 2016: Gulf Coast League Post-Season All-Star

HOMETOWN: Bell Buckle, TN  
 OPENING DAY AGE: 24  
 COLLEGE: Austin Peay State (TN)

YR	CLUB	W-L	ERA	G	GS	CG	SHO	SV	IP	H	R	ER	HR	HB	BB	SO	WP	BK	AVG
2016	GCL Blue Jays (R)	4-0	1.42	17	0	0	0	7	25.1	20	5	4	0	2	3	35	4	0	.217
	Vancouver (A)	0-0	6.75	1	0	0	0	0	1.1	3	1	1	0	0	1	2	0	0	.375
2017	Dunedin (A)	1-2	5.14	10	0	0	0	1	21.0	24	12	12	3	2	6	15	0	0	.296
	Vancouver (A)	0-0	0.00	2	0	0	0	0	3.0	2	0	0	0	1	0	3	0	0	.200
	Lansing (A)	1-2	3.79	21	0	0	0	7	35.2	32	18	15	1	4	8	32	1	0	.232
	Buffalo	1-0	0.00	1	0	0	0	0	3.1	1	0	0	0	0	1	1	0	0	.091
	Minor League Totals	7-4	3.21	52	0	0	0	15	89.2	82	36	32	4	9	19	88	5	0	.241

## CARRASCO, MARTIN ALEJANDRO

**RHP**

HT: 6-0 WT: 165 B/T: R/R  
 BORN: November 22, 1999 in Tijuana, Baja California  
 HOW ACQUIRED: Signed as an International free agent: July 5, 2016  
 SIGNED BY: Bill McLaughlin (Padres)

HOMETOWN: Tijuana, Baja California  
 OPENING DAY AGE: 18

YR	CLUB	W-L	ERA	G	GS	CG	SHO	SV	IP	H	R	ER	HR	HB	BB	SO	WP	BK	AVG
2017	DSL Padres (R)	1-4	2.64	13	13	0	0	0	61.1	53	24	18	1	7	7	31	3	0	.227

## CARRIZOZA, SERGIO ALBERTO

**RHP**

HT: 6-1 WT: 154 B/T: R/R  
 BORN: July 15, 2000 in Sinaloa, Mexico  
 HOW ACQUIRED: Signed as an International free agent: July 4, 2017  
 SIGNED BY: Bill McLaughlin (Padres)

HOMETOWN: Sinaloa, Mexico  
 OPENING DAY AGE: 17

## CARTER, TREVYNE (TRE)

**OF**

HT: 6-2 WT: 181 B/T: L/R  
 BORN: March 22, 1997 in Columbus, IN  
 HIGH SCHOOL: Soddy-Daisy High School (TN)  
 HOW ACQUIRED: Signed as an 11th-round selection in the 2016 First-Year Player Draft  
 SIGNED BY: Tyler Stubblefield (Padres)

HOMETOWN: Columbus, IN  
 OPENING DAY AGE: 21

YR	CLUB	AVG	G	AB	R	H	2B	3B	HR	RBI	SH	SF	HP	BB	SO	SB	CS	OBP	SLG	E
2016	AZL Padres (R)	.298	12	47	7	14	0	2	0	10	0	0	0	9	10	3	2	.411	.383	1
2017	Tri-City (A)	.230	68	261	25	60	6	11	3	32	1	1	1	27	95	16	2	.303	.372	4
	Minor League Totals	.240	80	308	32	74	6	13	3	42	1	1	1	36	105	19	4	.321	.373	5

## CASTANEDA, ALFREDO DASAETH

**RHP**

HT: 6-2 WT: 175 B/T: R/R  
 BORN: July 10, 2000 in Baja California, Mexico  
 HOW ACQUIRED: Signed as an International free agent: July 6, 2017  
 SIGNED BY: Bill McLaughlin (Padres)

HOMETOWN: Baja California, Mexico  
 OPENING DAY AGE: 17

## CASTRO, LUIS ENRIQUE

**OF**

HT: 5-11 WT: 155 B/T: L/L  
 BORN: June 15, 1998 in Lorica, Colombia  
 HOW ACQUIRED: Signed as an international free agent: July 2, 2016  
 SIGNED BY: Andres Cabadias (Padres)

HOMETOWN: Lorica, Colombia  
 OPENING DAY AGE: 19

YR	CLUB	AVG	G	AB	R	H	2B	3B	HR	RBI	SH	SF	HP	BB	SO	SB	CS	OBP	SLG	E
2017	AZL Padres 2 (R)	.168	36	101	13	17	1	0	0	12	0	2	0	23	47	1	1	.317	.178	0

## CLASE, EMMANUEL

**RHP**

HT: 6-2 WT: 150 B/T: R/R  
 BORN: March 18, 1998 in Rio San Juan, DR  
 HOW ACQUIRED: Signed as a non-drafted free agent: February 11, 2015  
 SIGNED BY: Emergildo Diaz (Padres)

HOMETOWN: Rio San Juan, DR  
 OPENING DAY AGE: 20

YR	CLUB	W-L	ERA	G	GS	CG	SHO	SV	IP	H	R	ER	HR	HB	BB	SO	WP	BK	AVG
2015	DSL Padres (R)	2-1	1.99	13	10	0	0	0	54.1	53	31	12	1	2	21	49	11	2	.252
2016	AZL Padres (R)	2-0	4.01	8	2	0	0	0	24.2	22	18	11	0	0	12	23	3	1	.227
2017	Tri-City (A)	0-1	13.50	1	0	0	0	0	3.1	9	5	5	1	0	4	2	0	0	.474
	AZL Padres 2 (R)	2-4	5.30	9	6	0	0	0	35.2	40	29	21	4	6	22	42	3	0	.276
	Minor League Totals	6-6	3.74	31	18	0	0	0	18.0	124	83	49	6	8	55	118	19	3	.263

# SCOUTING & PLAYER DEVELOPMENT

## COLLETTI, THOMAS CARL (TOM) RHP

HT: 6-3 WT: 220 B/T: R/R HOMETOWN: Wheaton, IL  
 BORN: June 22, 1995 in Wheaton, IL OPENING DAY AGE: 22  
 HIGH SCHOOL: Wheaton North High School (IL) COLLEGE: Ohio University  
 HOW ACQUIRED: Signed as a non-drafted free agent: July 3, 2017  
 SIGNED BY: Matt Maloney (Padres)

YR	CLUB	W-L	ERA	G	GS	CG	SHO	SV	IP	H	R	ER	HR	HB	BB	SO	WP	BK	AVG
2017	AZL Padres 2 (R)	2-1	4.26	13	0	0	0	0	19.0	26	11	9	1	0	7	30	5	0	.321

## CONTRERAS, EFRAIN RHP

HT: 5-10 WT: 185 B/T: R/R HOMETOWN: Chihuahua, Mexico  
 BORN: January 2, 2000 in Chihuahua, Mexico OPENING DAY AGE: 17  
 HOW ACQUIRED: Signed as an International free agent: July 8, 2017  
 SIGNED BY: Emmanuel Rangel (Padres)

## CORDERO, STARLIN MANUEL RHP

HT: 6-7 WT: 220 B/T: R/R HOMETOWN: San Cristobal, DR  
 BORN: July 21, 1998 in San Cristobal, DR OPENING DAY AGE: 19  
 HOW ACQUIRED: Signed as a non-drafted free agent: March 2, 2015  
 SIGNED BY: Felix Feliz and Martin Jose (Padres)

YR	CLUB	W-L	ERA	G	GS	CG	SHO	SV	IP	H	R	ER	HR	HB	BB	SO	WP	BK	AVG
2015	DSL Padres (R)	3-2	4.94	15	4	0	0	0	31.0	24	24	17	0	3	28	32	9	0	.209
2016	AZL Padres (R)	2-1	2.84	15	2	0	0	0	25.1	22	16	8	0	1	17	31	8	0	.227
2017	AZL Padres 2 (R)	1-0	4.97	12	0	0	0	1	12.2	10	9	7	0	1	15	14	4	0	.196
Minor League Totals		6-3	4.17	42	6	0	0	1	69.0	56	49	32	0	5	60	77	21	0	.213

## COSGROVE, THOMAS (TOM) LHP

HT: 6-2 WT: 190 B/T: L/L HOMETOWN: Staten Island, NY  
 BORN: June 14, 1996 in Staten Island, NY OPENING DAY AGE: 21  
 HIGH SCHOOL: Monsignor Farrell High School (NY) COLLEGE: Manhattan College (NY)  
 HOW ACQUIRED: Signed as a 12th-round selection in the 2017 First-Year Player Draft  
 SIGNED BY: John Stewart (Padres)

YR	CLUB	W-L	ERA	G	GS	CG	SHO	SV	IP	H	R	ER	HR	HB	BB	SO	WP	BK	AVG
2017	AZL Padres (R)	0-0	0.00	2	0	0	0	1	3.1	2	0	0	0	0	5	0	0	0	.167
	Tri-City (A)	1-4	3.48	11	6	0	0	0	41.1	40	22	16	0	1	16	36	7	0	.248
Minor League Totals		1-4	3.22	13	6	0	0	1	44.2	42	22	16	0	1	16	41	7	0	.243

## COSME, JEAN CARLOS RHP

HT: 6-2 WT: 155 B/T: R/R HOMETOWN: Toa Alta, Puerto Rico  
 BORN: May 24, 1996 in Bayamon, Puerto Rico OPENING DAY AGE: 21  
 HOW ACQUIRED: From the Baltimore Orioles in exchange for RHP Odrisamer Despaigne: February 4, 2026  
 SIGNED BY: Kelvin Colon (Orioles)  
 CAREER NOTES: 2016: Named a Midwest League Midseason All-Star. 2014: Originally signed by the Orioles as a 17th-round selection in the 2014 First-Year Player Draft.

YR	CLUB	W-L	ERA	G	GS	CG	SHO	SV	IP	H	R	ER	HR	HB	BB	SO	WP	BK	AVG
2014	GCL Orioles (R)	2-0	4.70	9	1	0	0	0	15.1	13	8	8	1	2	8	17	4	0	.228
2015	Aberdeen (A)	3-5	4.74	12	12	0	0	0	57.0	46	31	30	2	2	18	53	4	2	.217
2016	Fort Wayne (A)	8-8	3.22	28	18	0	0	0	106.1	112	47	38	3	3	23	94	3	1	.267
2017	Lake Elsinore (A)	0-3	7.43	6	6	0	0	0	23.0	35	19	19	1	3	12	17	1	1	.357
Minor League Totals		13-16	4.24	55	37	0	0	0	201.2	206	105	95	7	10	61	181	12	4	.262

## CRUZ, OMAR ALEJANDRO LHP

HT: 6-0 WT: 170 B/T: L/L HOMETOWN: Sonora, Mexico  
 BORN: January 26, 1999 in Sonora, Mexico OPENING DAY AGE: 16  
 HOW ACQUIRED: Signed as an International free agent: July 3, 2017  
 SIGNED BY: Bill McLaughlin (Padres)

## CUNNINGHAM, ALEX SCOTT RHP

HT: 6-0 WT: 195 B/T: R/R HOMETOWN: Duncan, SC  
 BORN: June 21, 1994 in Duncan, SC OPENING DAY AGE: 23  
 SCHOOL: Coastal Carolina  
 HOW ACQUIRED: Signed as a ninth-round selection in the 2017 First-Year Player Draft  
 SIGNED BY: Nick Brannon (Padres)

YR	CLUB	W-L	ERA	G	GS	CG	SHO	SV	IP	H	R	ER	HR	HB	BB	SO	WP	BK	AVG
2017	Lake Elsinore (A)	0-0	.18	1	1	0	0	0	2.0	7	4	4	0	0	1	4	0	0	.583
	AZL Padres (R)	0-0	0	3	0	0	0	1	4.1	2	0	0	0	0	1	8	0	0	.143
	Tri-City (A)	0-1	5.79	4	0	0	0	0	4.2	3	3	3	1	0	3	4	0	0	.176
Minor League Totals		0-1	5.73	8	1	0	0	1	11.0	12	7	7	1	0	5	16	0	0	.279

## DALLAS, DANIEL (DAN) LHP

HT: 6-2 WT: 180 B/T: L/L HOMETOWN: Buffalo, NY  
 BORN: December 24, 1997 in Buffalo, NY OPENING DAY AGE: 20  
 HIGH SCHOOL: Canisius High School, NY  
 HOW ACQUIRED: Signed as a seventh-round selection in the 2016 First-Year Player Draft  
 SIGNED BY: John Stewart (Padres)

YR	CLUB	W-L	ERA	G	GS	CG	SHO	SV	IP	H	R	ER	HR	HB	BB	SO	WP	BK	AVG
2016	AZL Padres (R)	1-2	3.09	5	3	0	0	0	11.2	11	6	4	0	0	7	16	3	0	.234
2017	AZL Padres (R)	0-2	9.00	4	4	0	0	0	10.0	12	10	10	2	1	6	16	1	0	.308
Minor League Totals		1-4	5.82	9	7	0	0	0	21.2	23	16	14	2	1	13	32	4	0	.267

SCOUTING & PLAYER DEVELOPMENT



# SCOUTING & PLAYER DEVELOPMENT

## DE HORTA, ADRIAN SEBASTIAN RHP

**HT:** 6-3 **WT:** 185 **B/T:** R/R **HOMETOWN:** La Puente, CA  
**BORN:** March 13, 1995 in La Puente, CA **OPENING DAY AGE:** 23  
**HIGH SCHOOL:** South Hills High School (CA)  
**HOW ACQUIRED:** Signed as an eighth-round selection in the 2013 First-Year Player Draft  
**SIGNED BY:** Brent Mayne (Padres)  
**CAREER NOTES:** 2013: Named by *Baseball America* as the No. 17 prospect in the Arizona League.

YR	CLUB	W-L	ERA	G	GS	CG	SHO	SV	IP	H	R	ER	HR	HB	BB	SO	WP	BK	AVG
2013	AZL Padres (R)	0-2	4.06	12	11	0	0	0	31.0	28	15	14	1	1	13	40	7	0	.241
2014	Fort Wayne (A)	0-2	5.32	12	11	0	0	0	47.1	49	31	28	2	3	38	36	7	1	.272
	Eugene (A)	1-2	5.40	13	7	0	0	0	30.0	28	24	18	2	2	30	26	4	0	.246
2015	AZL Padres (R)	0-2	8.83	7	2	0	0	0	17.1	23	20	17	0	2	10	17	8	1	.324
	Tri-City (A)	2-1	3.26	8	8	0	0	0	38.2	25	14	14	3	3	20	36	4	1	.182
2016	Ti-City (A)	2-2	3.95	9	1	0	0	0	27.1	24	18	12	1	0	7	25	6	0	.229
	AZL Padres (R)	0-0	0.00	2	0	0	0	0	3.2	2	0	0	0	0	2	4	0	0	.154
2017	Lake Elsinore (A)	3-1	4.89	8	7	0	0	0	35.0	35	26	19	4	1	11	42	5	1	.248
	San Antonio (AA)	1-0	2.25	1	0	0	0	0	4.0	2	1	1	1	1	2	6	0	0	.143
	Fort Wayne (A)	1-0	4.15	5	5	0	0	0	26.0	23	12	12	3	1	14	21	1	0	.237
Minor League Totals		10-12	4.67	77	52	0	0	0	260.1	239	161	135	17	14	147	253	42	4	.242

## DE LA CRUZ, DANIEL ISAIAS RHP

**HT:** 6-6 **WT:** 208 **B/T:** R/R **HOMETOWN:** La Romana, DR  
**BORN:** February 1, 1998 in La Romana, DR **OPENING DAY AGE:** 20  
**HOW ACQUIRED:** Signed as an International free agent: July 2, 2016  
**SIGNED BY:** Jake Koenig (Padres)

YR	CLUB	W-L	ERA	G	GS	CG	SHO	SV	IP	H	R	ER	HR	HB	BB	SO	WP	BK	AVG
2017	DSL Padres (R)	1-2	6.14	15	3	0	0	0	22.0	25	24	15	3	2	21	15	3	0	.272

## DE LA CRUZ, WILFRI MIGUEL C

**HT:** 5-11 **WT:** 180 **B/T:** R/R **HOMETOWN:** Mao, DR  
**BORN:** December 29, 1993 in Mao, DR **OPENING DAY AGE:** 24  
**HOW ACQUIRED:** Signed as a non-drafted free agent: November 19, 2012  
**SIGNED BY:** Felix Feliz and Martin Jose (Padres)

YR	CLUB	AVG	G	AB	R	H	2B	3B	HR	RBI	SH	SF	HP	BP	SO	SB	CS	OBP	SLG	E
2013	DSL Padres (R)	.298	28	94	13	28	10	2	0	11	0	0	2	9	19	1	1	.371	.447	6
2014	DSL Padres (R)	.250	34	112	20	28	3	0	2	8	1	0	3	16	18	3	1	.359	.330	6
2015	DSL Padres (R)	.259	20	58	9	15	6	0	0	9	0	1	4	4	11	0	0	.343	.362	4
	AZL Padres (R)	.215	19	65	9	14	1	0	0	8	0	1	0	7	17	0	0	.288	.231	6
2016	Tri-City (A)	.284	21	67	11	19	2	0	1	9	1	0	2	6	19	1	1	.360	.358	2
	AZL Padres (R)	.313	5	16	3	5	2	0	0	1	0	0	1	0	1	0	0	.353	.438	2
2017	Lake Elsinore (A)	.227	28	97	11	22	5	0	2	11	0	0	1	1	30	0	0	.242	.340	4
	Tri-City (A)	.182	3	11	0	2	1	0	0	0	0	0	1	4	0	0	0	.250	.273	0
Minor League Totals		.256	158	520	76	133	30	2	5	57	2	2	13	44	119	5	3	.328	.350	30

## DISABATINO, DOMINIC (DOM) RHP

**HT:** 6-5 **WT:** 190 **B/T:** R/R **HOMETOWN:** Middletown, DE  
**BORN:** March 21, 1996 in Middletown, DE **OPENING DAY AGE:** 22  
**HIGH SCHOOL:** St. Mark's High School (DE)  
**COLLEGE:** Harford Community College, MD  
**HOW ACQUIRED:** Signed as a 20th-round selection in the 2016 First-Year Player Draft  
**SIGNED BY:** Dustin Johnson (Padres)

YR	CLUB	W-L	ERA	G	GS	CG	SHO	SV	IP	H	R	ER	HR	HB	BB	SO	WP	BK	AVG
2016	Tri-City (A)	0-0	0.00	2	0	0	0	0	2.1	0	0	0	0	0	1	2	1	0	.000
2016	AZL Padres (R)	0-1	9.58	12	0	0	0	0	10.1	15	13	11	1	2	4	13	4	0	.319
2017	Did Not Play																		
Minor League Totals		0-1	7.82	14	0	0	0	0	12.2	15	13	11	1	2	5	15	5	0	.283

## EASLEY, NATHANIEL JACOB (NATE) INF

**HT:** 5-10 **WT:** 170 **B/T:** R/R **HOMETOWN:** Glendale, AZ  
**BORN:** January 11, 1996 in Glendale, AZ **OPENING DAY AGE:** 22  
**HIGH SCHOOL:** Sandra Day O'Connor (AZ)  
**COLLEGE:** Yavapai College (AZ)  
**HOW ACQUIRED:** Signed as a 23rd-round selection in the 2016 First-Year Player Draft  
**SIGNED BY:** Doug Banks (Padres)

YR	CLUB	AVG	G	AB	R	H	2B	3B	HR	RBI	SH	SF	HP	BP	SO	SB	CS	OBP	SLG	E
2016	Tri-City (A)	.261	67	241	44	63	6	5	1	18	3	1	3	46	59	13	4	.385	.340	14
2017	Lake Elsinore (A)	.059	4	17	1	1	0	0	0	1	0	0	0	0	2	0	0	.059	.059	0
	Fort Wayne (A)	.261	77	257	39	67	14	4	4	25	4	0	2	41	64	14	4	.367	.393	7
Minor League Totals		.254	148	515	84	131	20	9	5	44	7	1	5	87	125	27	8	.367	.357	21

## ERB, DALTON RALPH RHP

**HT:** 6-8 **WT:** 250 **B/T:** R/R **HOMETOWN:** Torrance, CA  
**BORN:** May 13, 1994 in Torrance, CA **OPENING DAY AGE:** 23  
**HIGH SCHOOL:** North Torrance High School (CA)  
**COLLEGE:** California State University Chico (CA)  
**HOW ACQUIRED:** Signed as a 30th-round selection in the First-Year Player Draft  
**SIGNED BY:** Sam Ray (Padres)

YR	CLUB	W-L	ERA	G	GS	CG	SHO	SV	IP	H	R	ER	HR	HB	BB	SO	WP	BK	AVG
2016	Tri-City (A)	2-1	2.70	19	0	0	0	0	40.0	37	16	12	0	3	14	22	8	0	.255
2017	AZL Padres (R)	1-0	0.00	1	0	0	0	0	2.0	2	0	0	0	0	0	2	0	0	.250
	Fort Wayne (A)	0-0	2.25	2	0	0	0	0	4.0	3	1	1	0	0	1	2	0	0	.231
	Tri-City (A)	0-2	2.59	16	0	0	0	0	31.1	29	15	9	2	1	15	37	6	0	.250
Minor League Totals		3-3	2.56	38	0	0	0	0	77.1	71	32	22	2	4	30	63	14	0	.252

# SCOUTING & PLAYER DEVELOPMENT

## ESPINOZA, ANDERSON JOSE RHP

**HT:** 6-0 **WT:** 160 **B/T:** R/R **HOMETOWN:** Caracas, Venezuela  
**BORN:** March 9, 1998 in Caracas, Venezuela **OPENING DAY AGE:** 20  
**HOW ACQUIRED:** Acquired from Boston Red Sox in exchange for LHP Drew Pomeranz: July 14, 2016  
**SIGNED BY:** Manny Padron and Eddie Romero (Red Sox)  
**CAREER NOTES:** 2017: Underwent Tommy John surgery in early August of 2017.  
**2015:** Named a *Baseball America* Rookie All-Star...after the season, was ranked No. 4 prospect in Red Sox farm system and No. 19 prospect by *Baseball America*.

YR	CLUB	W-L	ERA	G	GS	CG	SHO	SV	IP	H	R	ER	HR	HB	BB	SO	WP	BK	AVG
2015	Greenville (A)	0-1	8.10	1	1	0	0	0	3.1	4	3	3	0	0	2	4	1	0	.267
	DSL Red Sox2 (R)	0-0	1.20	4	4	0	0	0	15.0	13	6	2	0	2	3	21	1	1	.232
	GCL Red Sox	0-1	0.68	10	10	0	0	0	40.0	24	5	3	0	4	9	40	1	2	.170
2016	Greenville (A)	5-8	4.38	17	17	0	0	0	76.0	77	39	37	2	2	27	72	11	0	.269
	Fort Wayne (A)	1-3	4.73	8	7	0	0	0	32.1	38	17	17	1	3	8	28	4	0	.290
Minor League Totals		6-13	3.35	40	39	0	0	0	166.2	156	70	62	3	11	49	165	18	3	.248

## EUSEBIO, LUIS MIGUEL RHP

**HT:** 6-0 **WT:** 180 **B/T:** R/R **HOMETOWN:** Cabrera, DR  
**BORN:** March 15, 1996 in Cabrera, Dominican Republic **OPENING DAY AGE:** 22  
**HOW ACQUIRED:** Signed as a minor league free agent: December 5, 2016  
**SIGNED BY:** Felix Feliz and Alvin Duran (Padres)

YR	CLUB	W-L	ERA	G	GS	CG	SHO	SV	IP	H	R	ER	HR	HB	BB	SO	WP	BK	AVG
2017	DSL Padres (R)	1-6	3.77	14	14	0	0	0	57.1	50	39	24	2	10	31	37	14	0	.235

## FEIGHT, NICOLAS WILLIAM (NICK) INF

**HT:** 5-11 **WT:** 200 **B/T:** R/R **HOMETOWN:** Gainesville, VA  
**BORN:** November 4, 1995 in Sacramento, CA **OPENING DAY AGE:** 22  
**HIGH SCHOOL:** Battlefield High School (VA) **COLLEGE:** UNC Wilmington (NC)  
**HOW ACQUIRED:** Signed as a 19th-round selection in the 2017 First-Year Player Draft  
**SIGNED BY:** Nick Brannon (Padres)

YR	CLUB	AVG	G	AB	R	H	2B	3B	HR	RBI	SH	SF	HP	BB	SO	SB	CS	OBP	SLG	E
2017	AZL Padres 2 (R)	.247	40	150	30	37	12	1	2	19	0	1	4	18	33	1	0	.341	.380	5

## FERNANDEZ, JUAN CARLOS C

**HT:** 5-11 **WT:** 180 **B/T:** R/R **HOMETOWN:** Valencia, Venezuela  
**BORN:** March 7, 1999 in Valencia, Venezuela **OPENING DAY AGE:** 19  
**HOW ACQUIRED:** Signed as a minor league free agent: March 2, 2016  
**SIGNED BY:** Yfrain Linares and Luis Prieto (Padres)

YR	CLUB	AVG	G	AB	R	H	2B	3B	HR	RBI	SH	SF	HP	BB	SO	SB	CS	OBP	SLG	E
2016	DSL Padres (R)	.353	33	85	13	30	3	1	1	17	1	2	4	17	16	0	1	.472	.447	6
2017	AZL Padres 2 (R)	.307	27	88	18	27	8	2	2	15	0	0	3	9	14	3	1	.390	.511	3
	AZL Padres (R)	.250	8	24	5	6	1	0	1	3	0	0	1	0	0	0	0	.280	.417	0
Minor League Totals		.320	68	197	36	63	12	3	4	35	1	2	8	26	30	3	2	.416	.472	9

## FERNANDEZ, OMAR MIGUEL LHP

**HT:** 5-11 **WT:** 160 **B/T:** L/L **HOMETOWN:** Carora, Venezuela  
**BORN:** April 20, 1999 in Carora, Venezuela **OPENING DAY AGE:** 18  
**HOW ACQUIRED:** Signed as a non-drafted free agent: October 8, 2015  
**SIGNED BY:** Victor Magdaleno (Padres)

YR	CLUB	W-L	ERA	G	GS	CG	SHO	SV	IP	H	R	ER	HR	HB	BB	SO	WP	BK	AVG
2016	DSL Padres (R)	3-0	0.76	12	12	0	0	0	59.1	33	6	5	1	5	11	30	5	0	.162
2017	AZL Padres 2 (R)	3-2	7.75	10	10	0	0	0	40.2	55	41	35	5	5	22	31	1	1	.329
Minor League Totals		6-2	3.60	22	22	0	0	0	100.0	88	47	40	6	10	33	61	6	1	.237

## FRANCE, TYLER LAWRENCE (TY) INF

**HT:** 6-0 **WT:** 205 **B/T:** R/R **HOMETOWN:** West Covina, CA  
**BORN:** July 13, 1994 in Downey, CA **OPENING DAY AGE:** 23  
**HIGH SCHOOL:** South Hills High School (CA) **COLLEGE:** San Diego State University  
**HOW ACQUIRED:** Signed as a 34th-round selection in the 2015 First-Year Player Draft  
**SIGNED BY:** Josh Emmerick (Padres)  
**CAREER NOTES:** 2017: Named as a Texas League Mid-Season All-Star...slashed .333/.377/.504 in 36 first-half games with 12 doubles, one triple, three home runs and 20 RBI. 2016: Named as the Padres' MiLB.com Organizational All-Star.

YR	CLUB	AVG	G	AB	R	H	2B	3B	HR	RBI	SH	SF	HP	BB	SO	SB	CS	OBP	SLG	E
2015	Tri-City (A)	.294	66	235	36	69	20	0	1	36	0	2	12	43	50	4	2	.425	.391	4
2016	Lake Elsinore (A)	.304	60	224	39	68	16	0	9	38	1	4	12	15	47	3	4	.373	.496	11
	Fort Wayne (A)	.237	68	219	35	52	8	0	5	35	1	1	16	44	49	3	3	.400	.342	5
2017	Lake Elsinore (A)	.288	30	111	10	32	4	2	0	19	0	1	12	7	16	1	0	.389	.360	1
	San Antonio (AA)	.275	97	363	42	100	20	1	5	39	0	2	15	22	68	1	0	.341	.377	11
Minor League Totals		.279	321	1152	162	321	68	3	20	167	2	10	67	131	230	12	9	.382	.395	32

## FRANCISCO, YORDI FRANCISCO INF

**HT:** 6-1 **WT:** 175 **B/T:** L/R **HOMETOWN:** Puerto Plata, DR  
**BORN:** March 14, 1997 in Santiago, DR **OPENING DAY AGE:** 21  
**HOW ACQUIRED:** Signed as a non-drafted free agent: December 23, 2015  
**SIGNED BY:** Chip Lawrence (Padres)

YR	CLUB	AVG	G	AB	R	H	2B	3B	HR	RBI	SH	SF	HP	BB	SO	SB	CS	OBP	SLG	E
2016	DSL Padres (R)	.204	47	142	18	29	4	4	0	12	0	1	3	19	61	8	5	.309	.289	2
2017	DSL Padres (R)	.275	65	247	29	68	12	3	3	31	0	1	9	14	49	6	1	.336	.385	2
Minor League Totals		.249	112	389	47	97	16	7	3	43	0	2	12	33	110	14	6	.326	.350	4

SCOUTING & PLAYER DEVELOPMENT



# SCOUTING & PLAYER DEVELOPMENT

## FRANK, TREVOR WADE

RHP

HT: 6-0 WT: 195 B/T: R/R HOMETOWN: El Cajon, CA  
 BORN: June 23, 1991 in El Cajon, CA OPENING DAY AGE: 26  
 HIGH SCHOOL: Valhalla High School, CA COLLEGE: University of California, Riverside (CA)  
 HOW ACQUIRED: Selected from the Indians in the 2016 Rule 5 Draft  
 SIGNED BY: Ryan Thompson (Indians)  
 CAREER NOTES: 2017: Named a California League Mid-Season All-Star.

YR	CLUB	W-L	ERA	G	GS	CG	SHO	SV	IP	H	R	ER	HR	HB	BB	SO	WP	BK	AVG
2013	Mahoning Valley (A)	1-5	2.83	20	0	0	0	3	35.0	31	16	11	1	0	2	39	3	1	.233
2014	Lake County (A)	5-4	2.63	50	0	0	0	18	54.2	40	20	16	3	0	9	62	2	1	.205
2015	Lynchburg (A)	0-1	1.59	17	0	0	0	1	17.0	18	3	3	0	0	5	17	0	0	.261
	AZL Indians (R)	0-0	0.00	5	0	0	0	0	5.0	2	1	0	0	1	0	5	0	1	.111
2016	Lynchburg (A)	1-1	2.47	44	0	0	0	17	43.2	30	12	12	3	1	10	43	1	0	.191
2017	Lake Elsinore (A)	4-4	4.23	43	0	0	0	7	55.1	55	27	26	7	2	9	66	2	0	.253
	El Paso (AAA)	0-1	11.57	2	0	0	0	0	2.1	5	3	3	0	0	1	2	0	0	.417
Minor League Totals		11-16	3	181	0	0	0	46	213.0	181	82	71	14	4	36	234	8	3	.226

## GALINDO, JOSE GUADALUPE

RHP

HT: 6-4 WT: 225 B/T: R/R HOMETOWN: El Paso, TX  
 BORN: May 16, 1995 in El Paso, TX OPENING DAY AGE: 22  
 HIGH SCHOOL: Montwood High School (TX) COLLEGE: New Mexico State University (NM)  
 HOW ACQUIRED: Signed as a 13th-round selection in the 2016 First-Year Player Draft  
 SIGNED BY: Doug Banks (Padres)  
 CAREER NOTES: 2017: Named as a Northwest League Mid-Season All-Star.

YR	CLUB	W-L	ERA	G	GS	CG	SHO	SV	IP	H	R	ER	HR	HB	BB	SO	WP	BK	AVG
2017	Lake Elsinore (A)	0-0	0.00	1	0	0	0	0	1.0	0	0	0	0	0	0	2	0	0	.000
	Tri-City (A)	1-0	0.00	11	0	0	0	1	15.1	5	0	0	0	0	6	29	0	0	.100
	Fort Wayne (A)	1-1	3.32	14	0	0	0	1	21.2	18	12	8	1	0	14	25	3	0	.217
Minor League Totals		2-1	1.89	26	0	0	0	2	38.0	23	12	8	1	0	20	56	3	0	.169

## GARCIA, OMAR ALAN (ALAN)

OF

HT: 6-0 WT: 220 B/T: L/L HOMETOWN: Nogales, AZ  
 BORN: January 31, 1997 in Nogales, AZ OPENING DAY AGE: 21  
 HIGH SCHOOL: Mountain Pointe High School (AZ)  
 HOW ACQUIRED: Signed as a 19th-round selection in the 2015 First-Year Player Draft

YR	CLUB	AVG	G	AB	R	H	2B	3B	HR	RBI	SH	SF	HP	BB	SO	SB	CS	OBP	SLG	E
2015	AZL Padres (R)	.264	30	106	15	28	7	0	0	13	0	3	2	9	32	0	1	.325	.330	4
2016	Fort Wayne (A)	.222	52	180	13	40	6	0	1	6	3	1	0	7	53	0	0	.250	.272	5
	Tri-City (A)	.263	6	19	2	5	2	0	0	4	0	0	0	4	5	0	0	.391	.368	1
2017	Lake Elsinore (A)	.212	10	33	0	7	0	0	0	3	0	1	0	1	12	0	0	.229	.212	0
	Fort Wayne (A)	.262	12	42	3	11	2	0	0	3	0	0	1	0	11	0	1	.279	.310	0
Minor League Totals		.239	110	380	33	91	17	0	1	29	3	5	3	21	113	0	2	.281	.292	10

## GARCIA, JEFERSON JESUS

RHP

HT: 6-0 WT: 165 B/T: R/R HOMETOWN: Turmero, VZ  
 BORN: February 4, 2000 in Turmero, VZ OPENING DAY AGE: 18  
 HOW ACQUIRED: Signed as an International free agent: July 6, 2017  
 SIGNED BY: Yfrain Linares (Padres)

YR	CLUB	W-L	ERA	G	GS	CG	SHO	SV	IP	H	R	ER	HR	HB	BB	SO	WP	BK	AVG
2017	DSL Padres (R)	0-0	0.00	1	0	0	0	0	1.0	1	0	0	0	0	0	0	0	0	.333

## GARCIA, JOSE GREGORIO

LHP

HT: 5-11 WT: 169 B/T: L/L HOMETOWN: Coro, Venezuela  
 BORN: February 19, 1998 in Coro, Venezuela OPENING DAY AGE: 20  
 HOW ACQUIRED: Signed as an International free agent: December 21, 2016  
 SIGNED BY: Luis Prieto (Padres)

YR	CLUB	W-L	ERA	G	GS	CG	SHO	SV	IP	H	R	ER	HR	HB	BB	SO	WP	BK	AVG
2017	DSL Padres (R)	0-0	2.40	11	0	0	0	0	15.0	13	5	4	1	1	4	11	1	0	.228

## GETTYS, MICHAEL EDWARD

OF

HT: 6-1 WT: 203 B/T: R/R HOMETOWN: Gainesville, GA  
 BORN: October 22, 1995 in Gainesville, GA OPENING DAY AGE: 22  
 HIGH SCHOOL: Gainesville High School (GA)  
 HOW ACQUIRED: Signed as a second-round selection in the 2014 First-Year Player Draft  
 SIGNED BY: Andrew Salvo (Padres)  
 CAREER NOTES: 2017: Earned California League Player of the Week honors on 6/4/17...led the Storm in runs scored (84), walks (46), stolen bases (22) and strikeouts (191) and finished second in total bases (197), home runs (17), and hits (116)...following the season, tabbed by *Baseball America* as the best defensive outfielder and as having the outfield arm in the Padres system...2016: Named a Midwest League Mid-season All-Star and an MiLB.com Organizational All-Star...Named the No. 10 prospect in the Padres organization by *Baseball America* heading into the 2016 season. 2014: Named an Arizona League Post-Season All-Star.

YR	CLUB	AVG	G	AB	R	H	2B	3B	HR	RBI	SH	SF	HP	BB	SO	SB	CS	OBP	SLG	E
2014	AZL Padres (R)	.310	52	213*	29	66	8	5	3	38	1	3	1	15	66	14	2	.353	.437	10
2015	Fort Wayne (A)	.231	122	494	62	114	27	6	6	44	1	5	1	28	162	20	10	.271	.346	8
2016	Lake Elsinore (A)	.306	60	248	40	76	13	0	9	33	2	2	3	17	77	9	6	.356	.468	1
	Fort Wayne (A)	.304	68	257	37	78	10	5	3	27	2	2	10	18	69	24	0	.369	.416	4
2017	Lake Elsinore (A)	.254	116	457	84	116	22	4	17	51	2	2	6	46	191	22	8	.329	.431	9
Minor League Totals		.270	418	1669	252	450	80	20	38	193	8	14	21	124	565	89	36	.325	.410	32



# SCOUTING & PLAYER DEVELOPMENT

## GIRON, RUDDY INF

HT: 5-11 WT: 200 B/T: R/R HOMETOWN: Santo Domingo Norte, DR  
 BORN: January 4, 1997 in Santo Domingo Norte, DR  
 HOW ACQUIRED: Signed as a non-drafted free agent: July 2, 2013  
 OPENING DAY AGE: 21

SIGNED BY: Felix Feliz (Padres)  
 CAREER NOTES: **2016:** Named the No. 4 prospect in the Padres organization by *Baseball America* heading into the 2016 season. **2015:** Earned Midwest League Player of the Week honors on 5/25/15.

YR	CLUB	AVG	G	AB	R	H	2B	3B	HR	RBI	SH	SF	HP	BB	SO	SB	CS	OBP	SLG	E
2014	AZL Padres (R)	.168	48	185	23	31	10	0	0	13	3	1	1	8	42	1	2	.205	.222	13
2015	Fort Wayne (A)	.285	96	386	58	110	12	4	9	49	1	2	1	29	68	15	14	.335	.407	24
2016	Lake Elsinore (A)	.426	14	47	7	20	7	1	1	5	0	0	0	3	13	1	0	.460	.681	4
2017	Fort Wayne (A)	.222	106	401	49	89	23	2	2	20	10	0	1	34	74	8	7	.284	.304	25
2017	Lake Elsinore (A)	.233	117	450	50	105	26	2	7	36	1	1	3	33	119	13	2	.290	.347	25
Minor League Totals		.242	381	1469	187	355	78	9	19	123	15	4	6	107	316	38	25	.295	.346	91

## GONZALEZ, CESAR EDUARDO RHP

HT: 6-1 WT: 160 B/T: R/R HOMETOWN: Maracay, Venezuela  
 BORN: February 24, 1999 in Maracay, Venezuela  
 OPENING DAY AGE: 19

HOW ACQUIRED: Signed as a minor league free agent: August 8, 2016  
 SIGNED BY: Yfrain Linares (Padres)

YR	CLUB	W-L	ERA	G	GS	CG	SHO	SV	IP	H	R	ER	HR	HB	BB	SO	WP	BK	AVG
2016	DSL Red Sox (R)	2-0	1.54	5	0	0	0	0	11.2	7	2	2	1	1	5	5	1	0	.171
	DSL Padres (R)	0-0	1.50	3	0	0	0	0	6.0	1	1	1	0	0	9	3	0	0	.059
2017	DSL Padres (R)	1-0	5.75	13	0	0	0	0	20.1	23	14	13	1	1	9	14	12	0	.277
Minor League Totals		3-0	3.79	21	0	0	0	0	38.0	31	17	16	2	2	23	22	13	0	.220

## GORE, MACKENZIE EVAN LHP

HT: 6-3 WT: 180 B/T: L/L HOMETOWN: Whiteville, NC  
 BORN: February 24, 1999 in Whiteville, NC  
 OPENING DAY AGE: 19

HIGH SCHOOL: Whiteville High School (NC)  
 HOW ACQUIRED: Signed as a first-round selection (third overall) in the 2017 First-Year Player Draft  
 SIGNED BY: Nick Brannon (Padres)

CAREER NOTES: **2018:** Entered the season ranked as the No. 14 prospect in all of baseball by ESPN.com, No. 19 by MLB.com and No. 26 by *Baseball America*...also ranked as the No. 1 prospect in the Padres system by MLB.com and No. 2 by *Baseball America*. **2017:** Following the season, tabbed by *Baseball America* as having the best slider and best control in the Padres system...Gatorade High School Athlete of the Year...*Baseball America* Rookie All-Star selection.

YR	CLUB	W-L	ERA	G	GS	CG	SHO	SV	IP	H	R	ER	HR	HB	BB	SO	WP	BK	AVG
2017	AZL Padres (R)	0-1	1.27	7	7	0	0	0	21.1	14	5	3	0	1	7	34	1	0	.184

## GOWDY, DENZEL INF

HT: 5-11 WT: 185 B/T: R/R HOMETOWN: Sylvester, GA  
 BORN: November 30, 1996 in Sylvester, GA  
 OPENING DAY AGE: 21  
 HIGH SCHOOL: Worth County High School (GA)  
 COLLEGE: Darton State University (GA)

HOW ACQUIRED: Signed as a 34th-round selection in the 2016 First-Year Player Draft  
 SIGNED BY: Tyler Stubblefield (Padres)

YR	CLUB	AVG	G	AB	R	H	2B	3B	HR	RBI	SH	SF	HP	BB	SO	SB	CS	OBP	SLG	E	
2016	AZL Padres	.256	37	121	17	31	6	1	1	13	1	1	1	5	15	38	3	1	.359	.347	6
2017	AZL Padres (R)	.217	35	92	14	20	3	1	2	7	0	1	1	21	37	6	1	.365	.337	5	
Minor League Totals		.239	72	213	31	51	9	2	3	20	1	2	6	36	75	9	2	.362	.343	11	

## GREENE, MARCUS AURELIUS JR. C

HT: 5-11 WT: 210 B/T: R/R HOMETOWN: Palm Springs, CA  
 BORN: August 19, 1994 in Pomona, CA  
 OPENING DAY AGE: 23

HIGH SCHOOL: Vista del Lago High School (CA)  
 COLLEGE: New Mexico JC  
 HOW ACQUIRED: From the Texas Rangers along with PTBNL (RHP Jon Edwards) in exchange for OF Will Venable: August 18, 2015.  
 SIGNED BY: Doug Banks (Rangers)

CAREER NOTES: **2014:** Named a Northwest League Mid-Season All-Star. **2012:** Selected by the Florida Marlins in the 39th round of the 2012 First-Year Player Draft but did not sign.

YR	CLUB	AVG	G	AB	R	H	2B	3B	HR	RBI	SH	SF	HP	BB	SO	SB	CS	OBP	SLG	E
2013	Spokane (A)	.227	58	203	27	46	11	1	3	15	0	0	4	41	49	3	2	.367	.335	6
2014	Spokane (A)	.318	42	148	30	47	9	2	3	24	0	1	9	26	30	7	0	.446	.466	3
	Hickory (A)	.179	13	39	5	7	1	1	0	1	0	0	1	9	15	0	0	.347	.256	1
2015	Hickory (A)	.218	25	78	17	17	5	1	5	9	0	0	2	16	23	2	0	.365	.500	4
2016	Lake Elsinore (A)	.143	18	63	5	9	1	0	1	4	0	0	2	6	22	0	0	.239	.206	3
	Fort Wayne (A)	.217	31	106	10	23	5	0	5	13	1	2	1	10	31	0	2	.286	.406	5
2017	Fort Wayne (A)	.270	84	285	48	77	21	0	11	45	0	3	5	40	59	3	2	.366	.460	4
Minor League Totals		.245	271	922	142	226	53	5	28	111	1	6	24	148	229	15	6	.362	.405	26

## GUERRA, JORGE ENRIQUE LHP

HT: 5-10 WT: 157 B/T: L/L HOMETOWN: Valencia, Venezuela  
 BORN: July 13, 1999 in Valencia, Venezuela  
 OPENING DAY AGE: 18

HOW ACQUIRED: Signed as a non-drafted free agent: December 21, 2016  
 SIGNED BY: Yfrain Linares (Padres)

YR	CLUB	W-L	ERA	G	GS	CG	SHO	SV	IP	H	R	ER	HR	HB	BB	SO	WP	BK	AVG
2017	AZL Padres (R)	1-2	5.55	19	0	0	0	0	24.1	26	16	15	2	3	12	19	3	2	.283

SCOUTING & PLAYER DEVELOPMENT



# SCOUTING & PLAYER DEVELOPMENT

## GUERRERO, JORDAN MARCELO RHP

HT: 6-5 WT: 260 B/T: R/R HOMETOWN: Sarasota, FL  
 BORN: August 1, 1996 in Sarasota, FL OPENING DAY AGE: 21  
 HIGH SCHOOL: Braden River High School (FL) COLLEGE: Polk State (FL)  
 HOW ACQUIRED: Signed as a sixth-round selection in the 2015 First-Year Player Draft  
 SIGNED BY: Chris Kelly (Padres)

YR	CLUB	W-L	ERA	G	GS	CG	SHO	SV	IP	H	R	ER	HR	HB	BB	SO	WP	BK	AVG
2015	AZL Padres (R)	3-1	4.23	13	3	0	0	1	27.2	31	14	13	1	0	13	27	4	0	.274
2016	Tri-City (A)	4-5	4.34	10	7	0	0	0	37.1	39	27	18	2	3	22	23	4	2	.265
2017	Tri-City (A)	1-1	1.69	13	0	0	0	0	21.1	13	5	4	0	2	7	34	2	0	.173
	Fort Wayne (A)	0-1	2.77	11	0	0	0	0	13.0	11	5	4	0	1	10	18	3	0	.239
Minor League Totals		8-8	3.53	47	10	0	0	1	99.1	94	51	39	3	6	52	102	13	2	.247

## GUZMAN, JONATHAN RHP

HT: 5-10 WT: 180 B/T: R/R HOMETOWN: San Cristobal, DR  
 BORN: February 8, 1995 in San Cristobal, DR OPENING DAY AGE: 23  
 HOW ACQUIRED: Signed as a non-drafted free agent: April 7, 2015  
 SIGNED BY: Alvin Duran (Padres)

YR	CLUB	W-L	ERA	G	GS	CG	SHO	SV	IP	H	R	ER	HR	HB	BB	SO	WP	BK	AVG
2015	DSL Padres (R)	2-3	3.68	19	0	0	0	0	36.2	31	32	15	2	9	26	30	12	0	.225
2016	AZL Padres (R)	2-2	7.18	17	1	0	0	0	26.1	32	24	21	2	9	13	21	5	1	.299
	DSL Padres (R)	1-0	0.75	4	1	0	0	0	12.0	9	1	1	0	3	3	12	0	1	.209
2017	AZL Padres (R)	1-2	5.9	20	0	0	0	2	29.0	31	24	19	2	3	22	33	4	3	.272
Minor League Totals		6-7	4.85	60	2	0	0	2	104.0	103	81	56	6	24	64	96	21	5	.256

## GUZMAN, LUIS RAMON INF

HT: 6-2 WT: 175 B/T: R/R HOMETOWN: Santo Domingo, DR  
 BORN: June 20, 1998 in Santo Domingo, DR OPENING DAY AGE: 19  
 HOW ACQUIRED: Signed as a non-drafted free agent: February 12, 2015  
 SIGNED BY: Israel Rojas (Padres)

YR	CLUB	AVG	G	AB	R	H	2B	3B	HR	RBI	SH	SF	HP	BB	SO	SB	CS	OBP	SLG	E
2015	DSL Padres (R)	.144	41	125	20	18	2	0	0	12	2	0	1	34	58	10	4	.331	.160	25
2016	DSL Padres (R)	.301	45	136	26	41	2	1	1	21	1	0	11	24	14	6	4	.444	.353	10
2017	DSL Padres (R)	.236	63	225	34	53	6	1	4	28	0	0	6	32	30	0	3	.346	.324	13
Minor League Totals		.230	149	486	80	112	10	2	5	61	3	0	18	90	102	16	11	.370	.290	48

## GUZMAN, JOSE MANUEL (MANNY) RHP

HT: 6-4 WT: 180 B/T: R/R HOMETOWN: Bonao, DR  
 BORN: November 1, 1999 in Bonao, DR OPENING DAY AGE: 18  
 HOW ACQUIRED: Signed as an International free agent: July 2, 2016  
 SIGNED BY: Emengildo Diaz and Felix Feliz (Padres)

YR	CLUB	W-L	ERA	G	GS	CG	SHO	SV	IP	H	R	ER	HR	HB	BB	SO	WP	BK	AVG
2017	AZL Padres 2 (R)	1-2	6.57	9	8	0	0	0	37.0	50	32	27	2	3	15	36	6	0	.323

## GUZMAN, OLIBER RHP

HT: 5-11 WT: 180 B/T: R/R HOMETOWN: Valverde, DR  
 BORN: March 15, 1997 in Esperanza, DR OPENING DAY AGE: 21  
 HOW ACQUIRED: Signed as a non-drafted free agent: July 2, 2015  
 SIGNED BY: Emengildo Diaz (Padres)

YR	CLUB	W-L	ERA	G	GS	CG	SHO	SV	IP	H	R	ER	HR	HB	BB	SO	WP	BK	AVG
2015	DSL Padres (R)	0-0	0.00	1	0	0	0	0	2.0	1	0	0	0	1	0	1	1	0	.167
2016	DSL Padres (R)	5-1	2.70	18	1	0	0	0	36.2	28	16	11	1	7	13	24	5	0	.214
Minor League Totals		5-1	2.56	19	1	0	0	0	38.2	29	16	11	1	8	13	25	6	0	.212

## HEADEAN, WILLIAM ROSS (WILL) LHP

HT: 6-4 WT: 230 B/T: R/L HOMETOWN: Morton, IL  
 BORN: October 11, 1993 in Lafayette, IN OPENING DAY AGE: 24  
 HIGH SCHOOL: Morton High School (IL) COLLEGE: Illinois State  
 HOW ACQUIRED: Signed as a 13th-round selection in the 2015 First-Year Player Draft  
 SIGNED BY: Jeff Stewart (Padres)  
 CAREER NOTES: 2016: Named the Northwest League Pitcher of the Week for the week ending on July 17.

YR	CLUB	W-L	ERA	G	GS	CG	SHO	SV	IP	H	R	ER	HR	HB	BB	SO	WP	BK	AVG
2015	AZL Padres (R)	0-0	3.12	14	1	0	0	0	26.0	28	9	9	0	0	7	34	3	1	.267
	Tri-City (A)	1-0	0.00	1	0	0	0	0	2.2	2	0	0	0	0	0	5	0	0	.222
2016	Fort Wayne (A)	1-0	5.00	8	0	0	0	2	18.0	20	12	10	0	0	7	12	3	0	.270
	Tri-City (A)	4-5	4.32	15	14	0	0	0	73.0	75	43	35	4	4	26	77	8	0	.263
2017	Fort Wayne (A)	1-5	4.41	30	7	0	0	0	85.2	98	49	42	6	1	29	88	10	2	.289
	Lake Elsinore (A)	0-1	3.38	2	1	0	0	0	2.2	3	1	1	0	1	3	0	0	0	.273
Minor League Totals		7-11	4.2	70	23	0	0	2	208.0	226	114	97	10	6	70	219	24	3	.275

## HENRY, HENRY RHP

HT: 6-4 WT: 178 B/T: R/R HOMETOWN: San Cristobal, DR  
 BORN: December 17, 1998 in San Cristobal, DR OPENING DAY AGE: 19  
 HOW ACQUIRED: Signed as a non-drafted free agent: July 2, 2015  
 SIGNED BY: Israel Rojas (Padres)

YR	CLUB	W-L	ERA	G	GS	CG	SHO	SV	IP	H	R	ER	HR	HB	BB	SO	WP	BK	AVG
2016	AZL Padres (R)	1-4	5.28	9	4	0	0	0	29.0	35	24	17	0	2	13	29	5	1	.292
	DSL Padres (R)	0-0	3.00	2	2	0	0	0	6.0	5	2	2	0	0	0	8	0	0	.227
2017	Tri-City (A)	2-5	3.48	12	11	0	0	0	51.2	52	24	20	0	5	14	43	7	1	.260
	AZL Padres 2 (R)	1-0	1.5	1	1	0	0	0	6.0	4	1	1	1	0	6	0	0	0	.182
Minor League Totals		4-9	3.88	24	18	0	0	0	92.2	96	51	40	1	7	27	86	12	2	.264

# SCOUTING & PLAYER DEVELOPMENT

## HEREDIA, CHRISTIAN JESUS OF

HT: 6-3 WT: 175 B/T: R/R HOMETOWN: Madrid, Spain  
 BORN: April 12, 2001 in Madrid, Spain OPENING DAY AGE: 19  
 HOW ACQUIRED: Signed as an International free agent: July 2, 2017  
 SIGNED BY: Trevor Schumm (Padres)

## HERNANDEZ, OSVALDO LHP

HT: 6-0 WT: 175 B/T: L/L HOMETOWN: Havana, Cuba  
 BORN: May 15, 1998 in Havana, Cuba OPENING DAY AGE: 20  
 HOW ACQUIRED: Signed as an international free agent, March 13, 2017  
 SIGNED BY: Chris Kemp/Jake Koenig (Padres)

YR	CLUB	W-L	ERA	G	GS	CG	SHO	SV	IP	H	R	ER	HR	HB	BB	SO	WP	BK	AVG
2017	AZL Padres 2 (R)	0-0	1.69	1	1	0	0	0	5.1	4	1	1	0	1	0	9	0	0	.211
	Tri-City (A)	2-3	5.33	8	8	0	0	0	27.0	37	20	16	0	0	8	31	3	0	.319
	Fort Wayne (A)	1-2	5.27	3	2	0	0	0	13.2	13	9	8	1	1	4	16	2	1	.250
	AZL Padres (R)	0-1	6.00	1	1	0	0	0	6.0	4	4	4	2	0	2	11	0	0	.182
Minor League Totals		3-6	5.02	13	12	0	0	0	52.0	58	34	29	3	2	14	67	5	1	.278

## HOMZA, JONATHAN BROOKS (JONNY) INF

HT: 6-0 WT: 185 B/T: R/R HOMETOWN: Anchorage, AK  
 BORN: June 13, 1999 in Anchorage, AK OPENING DAY AGE: 18  
 HIGH SCHOOL: South High School (AK)  
 HOW ACQUIRED: Signed as a fifth-round selection in the 2017 First-Year Player Draft  
 SIGNED BY: Justin Baughman (Padres)

YR	CLUB	AVG	G	AB	R	H	2B	3B	HR	RBI	SH	SF	HP	BB	SO	SB	CS	OBP	SLG	E
2017	AZL Padres (R)	.228	52	184	28	42	13	0	0	20	1	2	5	16	54	0	4	.304	.299	9

## HOUSE, MASON AKI OF

HT: 6-3 WT: 190 B/T: S/L HOMETOWN: Tyler, TX  
 BORN: September 10, 1998 in Tyler, Texas OPENING DAY AGE: 19  
 HIGH SCHOOL: Whitehouse High School (TX)  
 HOW ACQUIRED: Signed as a third-round selection in the 2017 First-Year Player Draft  
 SIGNED BY: Matt Schaffner (Padres)

YR	CLUB	AVG	G	AB	R	H	2B	3B	HR	RBI	SH	SF	HP	BB	SO	SB	CS	OBP	SLG	E
2017	AZL Padres 2 (R)	.293	39	164	28	48	6	8	2	33	0	1	3	13	68	3	0	.354	.463	5

## HUFFMAN, CHRIS ELWOOD RHP

HT: 6-1 WT: 205 B/T: R/R HOMETOWN: Fort Defiance, VA  
 BORN: November 25, 1992 in Fort Defiance, VA OPENING DAY AGE: 25  
 HIGH SCHOOL: Fort Defiance High School (VA) COLLEGE: James Madison University (VA)  
 HOW ACQUIRED: Signed as a 14th-round selection in the 2014 First-Year Player Draft  
 SIGNED BY: Tom Burns (Padres)

**CAREER NOTES:** 2017: Named as a 2017 MLB.com organizational All-Star. 2016: Earned California League South Pitcher of the Week honors for the week ending in August 28...Named a California League Mid-Season All-Star.

YR	CLUB	W-L	ERA	G	GS	CG	SHO	SV	IP	H	R	ER	HR	HB	BB	SO	WP	BK	AVG
2014	Eugene (A)	0-1	4.26	15	0	0	0	0	19.0	21	11	9	1	1	6	16	2	0	.292
2015	Fort Wayne (A)	9-6	3.28	22	18	0	0	0	107.0	108	50	39	6	10	23	58	5	0	.263
2016	Lake Elsinore (A)	10-5	3.78	28	23	0	0	0	131.0	126	70	55	7	4	43	98	10	0	.251
2017	Lake Elsinore (A)	1-3	3.16	8	6	1	0	0	42.2	45	22	15	3	1	6	30	2	0	.266
	El Paso (AAA)	3-1	3.31	7	7	0	0	0	32.2	35	12	12	6	1	9	27	0	0	.273
	San Antonio (AA)	4-4	3.13	11	11	0	0	0	69.0	72	26	24	6	1	15	59	0	0	.268
Minor League Totals		27-20	3.45	91	65	1	0	0	401.1	407	191	154	29	18	102	288	19	0	.263

## HUNT, BLAKE C

HT: 6-3 WT: 185 B/T: R/R HOMETOWN: Costa Mesa, CA  
 BORN: November 10, 1998 in Costa Mesa, CA OPENING DAY AGE: 19  
 HIGH SCHOOL: Mater Dei High School (CA)  
 HOW ACQUIRED: Signed as a Compensation B round selection (69th overall) in the 2017 First-Year Player Draft  
 SIGNED BY: Nick Long (Padres)

YR	CLUB	AVG	G	AB	R	H	2B	3B	HR	RBI	SH	SF	HP	BB	SO	SB	CS	OBP	SLG	E
2017	AZL Padres (R)	.214	8	28	7	6	2	0	1	4	0	0	1	3	13	0	0	.313	.393	1
	AZL Padres 2 (R)	.250	22	88	14	22	7	2	1	15	0	1	4	5	29	1	0	.316	.409	
Minor League Totals		.241	30	116	21	28	9	2	2	19	0	1	5	8	42	1	0	.315	.405	1

## ILARRAZA, REINALDO ANDRES INF

HT: 5-10 WT: 150 B/T: S/R HOMETOWN: Yaracuy, Venezuela  
 BORN: January 12, 1999 in Yaracuy, Venezuela OPENING DAY AGE: 19  
 HOW ACQUIRED: Signed as a non-drafted free agent: July 2, 2015  
 SIGNED BY: Luis Prieto (Padres)

YR	CLUB	AVG	G	AB	R	H	2B	3B	HR	RBI	SH	SF	HP	BB	SO	SB	CS	OBP	SLG	E
2016	AZL Padres (R)	.179	13	39	7	7	0	0	0	2	0	1	2	7	20	0	1	.327	.179	4
2017	Fort Wayne (A)	.229	126	480	58	110	17	2	4	45	1	3	6	40	149	26	7	.295	.298	22
Minor League Totals		.225	139	519	65	117	17	2	4	47	1	4	8	47	169	26	8	.298	.289	26

SCOUTING & PLAYER DEVELOPMENT



# SCOUTING & PLAYER DEVELOPMENT

## JARMON, HUNTER JAMES

OF

HT: 6-0 WT: 195 B/T: R/R HOMETOWN: Waco, TX  
 BORN: March 2, 1995 in Waco, TX OPENING DAY AGE: 23  
 HIGH SCHOOL: Midway High School (TX) COLLEGE: Oregon State University  
 HOW ACQUIRED: Signed as a nondrafted free agent: June 20, 2017  
 SIGNED BY: Preston Mattingly (Padres)

YR	CLUB	AVG	G	AB	R	H	2B	3B	HR	RBI	SH	SF	HP	BB	SO	SB	CS	OBP	SLG	E
2017	AZL Padres 2 (R)	.247	23	77	13	19	2	1	0	9	0	0	0	12	24	2	0	.348	.299	4

## JESTER, JASON GENE

RHP

HT: 5-11 WT: 205 B/T: R/R HOMETOWN: Arlington, TX  
 BORN: May 14, 1991 in Longview, TX OPENING DAY AGE: 26  
 HIGH SCHOOL: Hallsville High School (TX) COLLEGE: Texas A&M  
 HOW ACQUIRED: Signed as a 23rd-round selection in the 2014 First-Year Player Draft, June 13, 2014.  
 SIGNED BY: Jeff Curtis (Padres)  
 CAREER NOTES: 2016: Earned Texas League Mid-Season and Post-Season All-Star honors.

YR	CLUB	W-L	ERA	G	GS	CG	SHO	SV	IP	H	R	ER	HR	HB	BB	SO	WP	BK	AVG
2014	AZL Padres (R)	0-0	0	2	0	0	0	0	2.2	2	0	0	0	0	0	7	0	0	.200
	Fort Wayne (A)	3-1	1.71	19	0	0	0	0	26.1	21	9	5	0	1	8	27	2	0	.208
2015	Lake Elsinore (A)	3-2	3.57	38	0	0	0	6	45.1	51	19	18	1	2	10	52	3	0	.285
2016	San Antonio (AA)	2-1	2.54	34	0	0	0	14	39.0	39	17	11	2	0	7	53	2	1	.253
	El Paso (AAA)	2-2	4.67	13	0	0	0	0	17.1	21	14	9	2	1	6	14	2	0	.296
2017	El Paso (AAA)	4-2	5.91	53	0	0	0	3	67.0	79	45	44	9	4	27	41	3	0	.296
Minor League Totals		14-8	3.96	159	0	0	0	23	197.2	213	104	87	14	8	58	194	12	1	.272

## JOHNSON, ERIK CRAIG

RHP

HT: 6-3 WT: 230 B/T: R/R HOMETOWN: Mountain View, CA  
 BORN: December 30, 1989 in Mountain View, CA OPENING DAY AGE: 28  
 HIGH SCHOOL: Los Altos High School (CA) COLLEGE: California  
 HOW ACQUIRED: Signed as a minor league free agent: December 2, 2017  
 CAREER NOTES: 2015: International League Most Valuable Pitcher...Baseball America Triple-A All-Star...International League Mid-Season All-Star...International League Post-Season All-Star...International League Pitcher of the Week for the week ending in June 21.  
 2013: MiLB.com Organization All-Star...Baseball America Minor League All-Star...Southern League Mid-Season All-Star. 2012: Carolina League Pitcher of the Week for the week ending in August 13.

YR	CLUB	W-L	ERA	G	GS	CG	SHO	SV	IP	H	R	ER	HR	HB	BB	SO	WP	BK	AVG	
2011	Great Falls (R)	0-0	4.50	2	0	0	0	0	2.0	4	1	1	0	1	2	0	0	0	.444	
2012	Kannapolis (A)	2-2	2.30	9	9	0	0	0	43.0	39	15	11	3	2	19	39	1	0	.235	
	Winston-Salem (A)	4-3	2.74	8	8	0	0	0	49.1	43	19	15	0	1	10	48	2	0	.230	
2013	Birmingham (AA)	8-2	2.23	14	14	3	1	0	84.2	57	22	21	6	2	21	74	1	0	.189	
	Charlotte (AAA)	4-1	1.57	10	10	0	0	0	57.1	43	13	10	1	3	19	57	0	0	.209	
	CHICAGO-AL	3-2	3.25	5	5	0	0	0	27.2	32	16	10	5	1	11	18	2	0	.281	
2014	CHICAGO-AL	1-1	6.46	5	5	0	0	0	23.2	27	18	17	1	2	15	18	3	0	.297	
	Charlotte (AAA)	5-7	6.73	20	20	1	0	0	105.2	136	82	79	11	5	54	63	4	0	.319	
2015	Charlotte (AAA)	11-8	2.37	23	22	0	0	0	132.2	108	40	35	5	2	41	136	8	0	.224	
	CHICAGO-AL	3-1	3.34	6	6	0	0	0	35.0	32	14	13	8	1	17	30	3	0	.248	
2016	Charlotte (AAA)	2-1	2.94	8	8	1	0	0	49.0	44	18	18	7	0	17	35	5	0	.239	
	CHICAGO-AL	0-2	6.94	2	2	0	0	0	11.2	14	9	9	5	0	6	11	0	0	.304	
	SAN DIEGO	0-4	9.15	4	4	0	0	0	19.2	32	20	20	9	0	5	10	2	0	.372	
2017	Did Not Play - Injured																			
Major League Totals		7-10	5.28	22	22	0	0	0	117.2	137	77	69	28	4	54	87	10	4	.294	
Minor League Totals		34-23	3.26	86	83	4	1	0	474.2	430	192	172	26	16	165	419	16	0	.242	

## KEATING, SAM

RHP

HT: 6-3 WT: 190 B/T: R/R HOMETOWN: Fort Myers, FL  
 BORN: August 31, 1998 in Fort Meyers, FL OPENING DAY AGE: 19  
 HIGH SCHOOL: Canterbury High School (FL)  
 HOW ACQUIRED: Signed as a fourth-round selection in the 2017 First-Year Player Draft  
 SIGNED BY: Tyler Pastornicky (Padres)

YR	CLUB	W-L	ERA	G	GS	CG	SHO	SV	IP	H	R	ER	HR	HB	BB	SO	WP	BK	AVG
2017	AZL Padres (R)	0-3	6.87	7	7	0	0	0	18.1	32	21	14	0	1	5	16	5	0	.376

## KEEL, JERRY WESLEY

LHP

HT: 6-6 WT: 240 B/T: L/L HOMETOWN: Palmdale, CA  
 BORN: September 26, 1993 in Lancaster, CA OPENING DAY AGE: 24  
 HIGH SCHOOL: Palmdale High School (CA) COLLEGE: Cal State Northridge (CA)  
 HOW ACQUIRED: Signed as a ninth-round selection in the 2015 First-Year Player Draft  
 SIGNED BY: Brent Mayne (Padres)

YR	CLUB	W-L	ERA	G	GS	CG	SHO	SV	IP	H	R	ER	HR	HB	BB	SO	WP	BK	AVG
2015	Tri-City (A)	3-1	3.00	19	0	0	0	0	33.0	34	16	11	1	2	8	28	1	1	.268
2016	San Antonio (AA)	0-2	6.88	3	3	0	0	0	17.0	24	15	13	2	1	8	11	1	0	.338
	Lake Elsinore (A)	2-2	6.14	4	4	0	0	0	22.0	23	16	15	5	2	9	16	1	0	.277
	Fort Wayne (A)	5-10	2.97	25	9	0	0	0	75.2	79	35	25	1	0	21	62	3	0	.262
2017	Fort Wayne (A)	3-2	2.96	8	8	0	0	0	48.2	39	19	16	4	2	14	50	1	0	.219
	San Antonio (AA)	1-2	1.02	3	2	0	0	0	17.2	14	3	2	0	1	5	14	1	0	.222
	Lake Elsinore (A)	3-4	4.48	12	9	1	0	1	60.1	59	32	30	4	0	13	60	1	0	.261
Minor League Totals		17-23	3.67	74	35	1	0	1	274.1	272	136	112	17	8	78	241	9	1	.259

# SCOUTING & PLAYER DEVELOPMENT

## KENNEDY, ALLAN JACOB (A.J.)

C

HT: 6-0 WT: 190 B/T: R/R HOMETOWN: Anaheim, CA  
 BORN: January 23, 1994 in Irvine, CA OPENING DAY AGE: 24  
 HIGH SCHOOL: Savanna High School (CA) COLLEGE: Cal State Fullerton  
 HOW ACQUIRED: Signed as a 30th-round selection in the 2015 First-Year Player Draft  
 SIGNED BY: Josh Emmerick (Padres)

YR	CLUB	AVG	G	AB	R	H	2B	3B	HR	RBI	SH	SF	HP	BB	SO	SB	CS	OBP	SLG	E
2015	Tri-City (A)	.276	24	87	12	24	6	0	0	16	2	2	2	7	16	0	1	.337	.345	3
2016	San Antonio (AA)	.161	10	31	0	5	0	0	0	2	0	1	0	4	12	0	2	.250	.161	3
	Lake Elsinore (A)	.226	52	186	27	42	11	0	1	17	1	2	3	10	52	0	2	.274	.301	3
	Fort Wayne (A)	.233	16	43	5	10	3	0	0	2	1	0	0	4	9	0	2	.298	.302	2
2017	San Antonio (AA)	.069	27	101	4	7	1	0	2	8	1	1	3	5	36	1	0	.136	.139	6
	Fort Wayne (A)	.138	42	138	11	19	4	0	2	11	1	1	4	5	52	1	0	.189	.210	6
Minor League Totals		.183	171	586	59	107	25	0	5	56	6	7	12	35	177	2	7	.241	.251	23

## KOHLWEY, TAYLOR S.

OF

HT: 6-3 WT: 200 B/T: L/L HOMETOWN: Holmen, WI  
 BORN: July 20, 1994 in Holmen, WI OPENING DAY AGE: 23  
 COLLEGE: University of Wisconsin at La Crosse (WI)  
 HOW ACQUIRED: Signed as a 21st-round selection in the 2016 First-Year Player Draft  
 SIGNED BY: Troy Hoerner (Padres)

YR	CLUB	AVG	G	AB	R	H	2B	3B	HR	RBI	SH	SF	HP	BB	SO	SB	CS	OBP	SLG	E
2016	Lake Elsinore (A)	.302	13	53	8	16	2	2	0	3	0	0	1	3	16	0	1	.351	.415	2
	Fort Wayne (A)	.357	7	28	3	10	1	0	0	2	1	0	1	2	6	4	1	.419	.393	0
	Tri-City (A)	.220	33	127	14	28	4	4	1	20	0	1	1	19	27	8	3	.324	.339	1
2017	Lake Elsinore (A)	.244	92	303	40	74	15	5	1	25	6	3	5	27	81	2	2	.314	.337	4
Minor League Totals		.250	145	511	65	128	22	11	2	50	7	4	8	51	130	14	7	.326	.348	7

## KULMAN, SPENCER

RHP

HT: 6-1 WT: 195 B/T: R/R HOMETOWN: Briarcliff Manor (NY)  
 BORN: March 29, 1995 in Briarcliff Manor (NY) OPENING DAY AGE: 23  
 HIGH SCHOOL: Briarcliff High School (NY) COLLEGE: Woford College (SC)  
 HOW ACQUIRED: Signed as non-drafted free agent, July 4, 2017  
 SIGNED BY: Nick Brannon (Padres)

YR	CLUB	W-L	ERA	G	GS	CG	SHO	SV	IP	H	R	ER	HR	HB	BB	SO	WP	BK	AVG
2017	AZL Padres (R)	1-0	1.21	13	0	0	0	4	22.1	13	5	3	0	1	10	22	6	0	.160
	Lake Elsinore (A)	0-0	0	2	0	0	0	0	2.0	2	0	0	0	0	1	2	1	0	.250
Minor League Totals		1-0	1.11	15	0	0	0	4	24.1	15	5	3	0	1	11	24	7	0	.169

## KUZIA, NICHOLAS

RHP

HT: 6-4 WT: 190 B/T: R/R HOMETOWN: Seymour, CT  
 BORN: February 7, 1996 in Seymour, CT OPENING DAY AGE: 22  
 HIGH SCHOOL: Seymour High School (CT) COLLEGE: Massachusetts-Lowell  
 HOW ACQUIRED: Signed as a nondrafted free agent, June 23, 2017  
 SIGNED BY: John Stewart (Padres)

YR	CLUB	W-L	ERA	G	GS	CG	SHO	SV	IP	H	R	ER	HR	HB	BB	SO	WP	BK	AVG
2017	AZL Padres 2 (R)	3-1	4.35	16	0	0	0	3	20.2	24	17	10	2	0	12	24	2	0	.293

## LAMBERT, GREG C.

OF

HT: 6-0 WT: 190 B/T: R/R HOMETOWN: Athens, AL  
 BORN: September 27, 1995 in Athens, AL OPENING DAY AGE: 22  
 HIGH SCHOOL: Madison Academy (AL) COLLEGE: University of Southern Illinois  
 HOW ACQUIRED: Signed as a 21st-round selection in the 2017 First-Year Player Draft  
 SIGNED BY: Troy Hoerner (Padres)

YR	CLUB	AVG	G	AB	R	H	2B	3B	HR	RBI	SH	SF	HP	BB	SO	SB	CS	OBP	SLG	E
2017	Lake Elsinore (A)	.167	3	6	0	1	0	0	0	0	0	0	1	1	0	1	0	.286	.167	1
	Tri-City (A)	.375	4	8	1	3	0	0	0	1	0	1	0	0	4	0	0	.333	.375	0
	AZL Padres (R)	.253	27	95	16	24	5	1	0	10	0	0	1	5	22	2	0	.297	.326	1
Minor League Totals		.257	34	109	17	28	5	1	0	11	0	1	1	6	27	2	1	.299	.321	2

## LAWSON, REGINALD JEFFERSON (REGGIE)

RHP

HT: 6-4 WT: 205 B/T: R/R HOMETOWN: Victorville, CA  
 BORN: August 2, 1997 in Victorville, CA OPENING DAY AGE: 20  
 HIGH SCHOOL: Victor Valley High School (CA)  
 HOW ACQUIRED: Signed as a competitive balance round B selection in the 2016 First-Year Player Draft.  
 SIGNED BY: Jeff Stevens (Padres)  
 CAREER NOTES: 2015: Pitched at Petco Park in the 2015 Perfect Game All-American Classic on August 16.

YR	CLUB	W-L	ERA	G	GS	CG	SHO	SV	IP	H	R	ER	HR	HB	BB	SO	WP	BK	AVG
2016	AZL Padres (R)	0-0	8.31	5	3	0	0	0	8.2	12	8	8	0	0	3	7	2	1	.316
2017	Fort Wayne (A)	4-6	5.3	17	17	0	0	0	73.0	65	44	43	8	2	35	89	10	2	.236
Minor League Totals		4-6	5.62	22	20	0	0	0	81.2	77	52	51	8	2	38	96	12	3	.245

SCOUTING & PLAYER DEVELOPMENT





# SCOUTING & PLAYER DEVELOPMENT

## LEASHER, AARON LHP

HT: 6-3 WT: 190 B/T: L/L HOMETOWN: Mount Pleasant, MI  
 BORN: April 28, 1996 in Mount Pleasant, MI OPENING DAY AGE: 21  
 HIGH SCHOOL: Mt. Pleasant High School (MI) COLLEGE: Morehead State University (KY)  
 HOW ACQUIRED: Signed as a sixth-round selection in the 2017 First-Year Player Draft  
 SIGNED BY: Matt Maloney (Padres)

YR	CLUB	W-L	ERA	G	GS	CG	SHO	SV	IP	H	R	ER	HR	HB	BB	SO	WP	BK	AVG
2017	AZL Padres 2 (R)	1-2	5.56	7	7	0	0	0	22.2	31	20	14	1	1	11	23	1	0	.333
	Tri-City (A)	0-1	2.08	4	4	0	0	0	13.0	5	5	3	0	0	8	10	2	0	.119
Minor League Totals		1-3	4.29	11	11	0	0	0	35.2	36	25	17	1	1	19	33	3	0	.267

## LEMOND, ZECHARIAH DAVID (ZECH) RHP

HT: 6-1 WT: 170 B/T: R/R HOMETOWN: Houston, TX  
 BORN: October 9, 1992 in Houston, TX OPENING DAY AGE: 25  
 HIGH SCHOOL: Waltrip High School (TX) COLLEGE: Rice (TX)  
 HOW ACQUIRED: Signed as a third-round selection in the 2014 First-Year Player Draft  
 SIGNED BY: Kevin Ellis (Padres)

YR	CLUB	W-L	ERA	G	GS	CG	SHO	SV	IP	H	R	ER	HR	HB	BB	SO	WP	BK	AVG
2014	Eugene (A)	2-3	3.79	11	8	0	0	0	38.0	39	17	16	1	4	5	34	1	0	.262
	San Antonio (AA)	0-0	0.00	1	0	0	0	0	4.0	1	0	0	0	0	2	0	0	0	.071
2015	Lake Eisnmore (A)	5-10	5.54	32	22	0	0	0	130.0	175	92	80	12	6	44	101	11	1	.326
2016	San Antonio (AA)	0-1	24.00	1	1	0	0	0	3.0	9	8	8	0	0	3	2	0	0	.529
	Lake Eisnmore (A)	6-5	6.66	19	13	0	0	0	78.1	104	60	58	7	2	14	57	3	0	.324
2017	Lake Eisnmore (A)	2-3	4.39	44	0	0	0	1	65.2	79	40	32	5	4	17	68	8	0	.295
Minor League Totals		15-22	5.47	108	44	0	0	1	319.0	407	217	194	25	16	83	264	23	1	.312

## LEO, JORGE ADRIAN RHP

HT: 6-1 WT: 175 B/T: R/R HOMETOWN: Nuevo León, Mexico  
 BORN: February 18, 1998 in Nuevo León, Mexico OPENING DAY AGE: 20  
 HOW ACQUIRED: Signed as an International free agent: July 7, 2017  
 SIGNED BY: Emmanuel Rangel (Padres)

## LEZAMA, JOSE ALEXANDER C

HT: 5-10 WT: 195 B/T: S/R HOMETOWN: Aragua, Venezuela  
 BORN: February 19, 1998 in Maracay, Venezuela OPENING DAY AGE: 20  
 HOW ACQUIRED: Signed as a non-drafted free agent: January 15, 2015  
 SIGNED BY: Luis Prieto (Padres)

YR	CLUB	AVG	G	AB	R	H	2B	3B	HR	RBI	SH	SF	HP	BB	SO	SB	CS	OBP	SLG	E
2015	DSL Padres (R)	.325	38	126	14	41	7	0	0	23	2	1	2	32	17	0	1	.466	.381	13
2016	AZL Padres (R)	.259	35	116	17	30	4	0	0	13	2	3	4	19	14	2	2	.373	.293	4
2017	AZL Padres (R)	.313	25	48	9	15	1	1	0	5	2	1	0	17	10	0	1	.485	.375	2
	Tri-City (A)	.278	6	18	1	5	0	0	0	4	0	0	0	2	6	0	0	.350	.278	1
Minor League Totals		.295	104	308	41	91	12	1	0	45	6	5	6	70	47	2	4	.429	.341	20

## LOPEZ, DIOMAR SAMUEL RHP

HT: 6-0 WT: 165 B/T: R/R HOMETOWN: Leon, Nicaragua  
 BORN: December 15, 1996 in Larreynaga, Nicaragua OPENING DAY AGE: 21  
 HOW ACQUIRED: Signed as non-drafted free agent: November 1, 2013  
 SIGNED BY: Felix Feliz (Padres)  
 CAREER NOTES: 2016: Named a Northwest League Mid-Season All-Star.

YR	CLUB	W-L	ERA	G	GS	CG	SHO	SV	IP	H	R	ER	HR	HB	BB	SO	WP	BK	AVG
2014	DSL Padres (R)	0-1	2.30	12	0	0	0	1	15.2	15	6	4	1	1	3	8	1	0	.246
2015	DSL Padres (R)	1-1	2.18	11	0	0	0	1	20.2	11	5	5	3	2	4	17	0	0	.157
2016	Tri-City (A)	4-1	2.98	20	0	0	0	2	42.1	39	19	14	2	1	10	38	4	1	.239
2017	Fort Wayne (A)	2-2	4.46	25	0	0	0	2	42.1	41	23	21	2	1	13	44	6	0	.250
	Tri-City (A)	0-0	0.00	1	0	0	0	0	2.0	0	0	0	0	0	3	0	0	0	.000
	AZL Padres (R)	0-0	1.50	4	0	0	0	1	6.0	2	3	1	0	2	1	5	0	0	.105
	AZL Padres 2 (R)	1-0	4.50	2	0	0	0	0	4.0	5	2	2	0	0	1	3	0	0	.313
Minor League Totals		8-5	3.18	75	0	0	0	7	133.0	113	58	47	8	7	32	118	11	1	.226

## LOPEZ, JUSTIN DANIEL INF

HT: 6-2 WT: 170 B/T: S/R HOMETOWN: Venezuela  
 BORN: May 9, 2000 in Bobare, Venezuela OPENING DAY AGE: 17  
 HOW ACQUIRED: Signed as an International free agent: July 2, 2016  
 SIGNED BY: Victor Magdaleno and Yfrain Linares (Padres)  
 CAREER NOTES: 2017: Tabbed as the best defensive infielder in the Padres system by *Baseball America* following the season.

YR	CLUB	AVG	G	AB	R	H	2B	3B	HR	RBI	SH	SF	HP	BB	SO	SB	CS	OBP	SLG	E
2017	Tri-City (A)	.246	66	281	25	69	16	0	2	22	1	2	2	17	80	1	2	.291	.324	12

## LUGO, MOISES RHP

HT: 6-1 WT: 185 B/T: R/R HOMETOWN: Dominican Republic  
 BORN: January 20, 1999 in San Cristobal, Dominican Republic OPENING DAY AGE: 19  
 HOW ACQUIRED: Signed as an International free agent: March 15, 2017  
 SIGNED BY: Chris Kemp (Padres)

YR	CLUB	W-L	ERA	G	GS	CG	SHO	SV	IP	H	R	ER	HR	HB	BB	SO	WP	BK	AVG
2017	DSL Padres (R)	2-2	1.97	13	13	0	0	0	64.0	50	20	14	1	3	17	54	9	0	.217

# SCOUTING & PLAYER DEVELOPMENT

## LUIS, CARLOS ANDRES INF

HT: 6-2 WT: 160 B/T: L/R HOMETOWN: Dominican Republic  
 BORN: September 4, 1999 in Tamayo, Dominican Republic  
 OPENING DAY AGE: 18  
 HOW ACQUIRED: Signed as an International free agent: July 2, 2016  
 SIGNED BY: Chris Kemp (Padres)

YR	CLUB	AVG	G	AB	R	H	2B	3B	HR	RBI	SH	SF	HP	BB	SO	SB	CS	OBP	SLG	E
2017	DSL Padres (R)	.286	7	28	5	8	3	0	1	3	0	0	0	2	4	0	0	.333	.500	1

## MAGEE, JOSHUA NIJELE (JOSH) OF

HT: 5-10 WT: 185 B/T: R/R HOMETOWN: Franklinton, LA  
 BORN: February 13, 1997 in Covington, LA  
 OPENING DAY AGE: 21  
 HIGH SCHOOL: Franklinton High School (LA)  
 HOW ACQUIRED: Signed as a fifth-round selection in the 2015 First-Year Player Draft  
 SIGNED BY: Stephen Baker (Padres)

YR	CLUB	AVG	G	AB	R	H	2B	3B	HR	RBI	SH	SF	HP	BB	SO	SB	CS	OBP	SLG	E
2015	AZL Padres (R)	.203	49	172	24	35	4	0	0	11	1	1	8	18	57	14	5	.307	.227	6
2016	Tri-City (A)	.187	47	166	20	31	2	1	0	10	2	1	5	18	56	4	3	.284	.211	3
	AZL Padres (R)	.263	5	19	3	5	0	1	0	2	0	0	1	2	7	2	2	.364	.368	0
2017	Lake Elsinore (A)	.000	1	3	0	0	0	0	0	0	0	0	0	0	2	0	0	.000	.000	0
	Tri-City (A)	.218	29	78	10	17	4	1	0	9	1	1	2	22	29	7	4	.398	.295	1
Minor League Totals		.201	131	438	57	88	10	3	0	32	4	3	16	60	151	27	14	.317	.237	10

## MARCANO, TUCUPITA JOSE INF

HT: 6-0 WT: 150 B/T: L/R HOMETOWN: Venezuela  
 BORN: September 16, 1999 in Venezuela  
 OPENING DAY AGE: 18  
 HOW ACQUIRED: Signed as an International free agent: July 2, 2016  
 SIGNED BY: Antonio Alejos and Yfrain Linares (Padres)

YR	CLUB	AVG	G	AB	R	H	2B	3B	HR	RBI	SH	SF	HP	BB	SO	SB	CS	OBP	SLG	E
2017	DSL Padres (R)	.206	49	170	17	35	4	2	0	15	1	3	1	34	15	10	3	.337	.253	5

## MARGEVICIUS, NICK LHP

HT: 6-5 WT: 220 B/T: L/L HOMETOWN: Royalton, OH  
 BORN: June 18, 1996 in Royalton, OH  
 OPENING DAY AGE: 21  
 HIGH SCHOOL: Saint Ignatius High School (OH)  
 COLLEGE: Rider University (OH)  
 HOW ACQUIRED: Signed as a seventh-round selection in the 2017 First-Year Player Draft  
 SIGNED BY: John Stewart (Padres)

YR	CLUB	W-L	ERA	G	GS	CG	SHO	SV	IP	H	R	ER	HR	HB	BB	SO	WP	BK	AVG
2017	Tri-City (A)	3-0	1.24	6	6	0	0	0	29.0	20	5	4	1	1	4	32	1	0	.189
	AZL Padres 1 (R)	1-1	1.42	5	4	0	0	1	19.0	19	7	3	0	0	4	30	3	0	.250
Minor League Totals		4-1	1.31	11	10	0	0	1	48.0	39	12	7	1	1	8	62	4	0	.214

## MARTINEZ, ADRIAN MISAEL RHP

HT: 6-2 WT: 195 B/T: R/R HOMETOWN: Mexicali, Mexico  
 BORN: December 10, 1996 in Mexicali, Mexico  
 OPENING DAY AGE: 21  
 HOW ACQUIRED: Signed as a non-drafted free agent: March 6, 2015  
 SIGNED BY: Billy McLaughlin (Padres)

YR	CLUB	W-L	ERA	G	GS	CG	SHO	SV	IP	H	R	ER	HR	HB	BB	SO	WP	BK	AVG
2015	DSL Padres (R)	0-0	4.41	7	2	0	0	0	16.1	19	9	8	0	2	2	19	2	0	.279
2016									Did not Play - Injured										
2017	AZL Padres (R)	2-3	4.50	13	4	0	0	1	30.0	31	17	15	3	1	9	37	4	1	.256
Minor League Totals		2-3	4.47	20	6	0	0	1	46.1	50	26	23	3	3	11	56	6	1	.285

## MARTINEZ, EDGAR ALBERTO RHP

HT: 5-10 WT: 155 B/T: R/R HOMETOWN: Bonoa, Dominican Republic  
 BORN: February 26, 2001 in Havana, Cuba  
 OPENING DAY AGE: 17  
 HOW ACQUIRED: Signed as an International free agent: July 4, 2017  
 SIGNED BY: Jake Koenig (Padres)

## MATTISON, CHRIS EDMUND C/INF

HT: 6-4 WT: 215 B/T: R/R HOMETOWN: Lancaster, PA  
 BORN: April 16, 1994 in Lancaster, PA  
 OPENING DAY AGE: 23  
 HIGH SCHOOL: Lancaster Catholic High School (PA)  
 COLLEGE: Southeastern University (FL)  
 HOW ACQUIRED: Signed as a 16th-round selection in the 2016 First-Year Player Draft  
 SIGNED BY: Chris Kelly (Padres)

YR	CLUB	AVG	G	AB	R	H	2B	3B	HR	RBI	SH	SF	HP	BB	SO	SB	CS	OBP	SLG	E
2016	Tri-City (A)	.162	32	105	12	17	3	0	2	10	1	1	1	12	43	0	0	.252	.248	4
	AZL Padres (R)	.500	2	6	4	3	1	0	0	0	0	0	2	1	0	0	0	.625	.667	0
2017	Tri-City (A)	.225	34	120	17	27	10	2	4	19	0	0	3	7	60	0	1	.285	.442	3
Minor League Totals		.203	68	231	33	47	14	2	6	29	1	1	4	21	104	0	1	.280	.359	7

## MEDINA, DIEGO ANTONIO LHP

HT: 6-1 WT: 170 B/T: L/L HOMETOWN: Cumana, Venezuela  
 BORN: June 9, 1999 in Cumana, Venezuela  
 OPENING DAY AGE: 18  
 HOW ACQUIRED: Signed as an International free agent.  
 SIGNED BY: Antonio Alejos (Padres)

YR	CLUB	W-L	ERA	G	GS	CG	SHO	SV	IP	H	R	ER	HR	HB	BB	SO	WP	BK	AVG
2017	DSL Padres (R)	0-2	5.56	17	0	0	0	0	22.2	33	21	14	3	1	8	18	4	1	.340

SCOUTING & PLAYER DEVELOPMENT



## MEGILL, TREVOR J. RHP

HT: 6-8 WT: 235 B/T: L/R HOMETOWN: Huntington Beach, CA  
 BORN: December 5, 1993 in Long Beach, CA OPENING DAY AGE: 24  
 HIGH SCHOOL: Bixby Charter School (CA) COLLEGE: Loyola Marymount (CA)  
 HOW ACQUIRED: Signed as a seventh-round selection in the 2015 First-Year Player Draft  
 SIGNED BY: Brent Mayne (Padres)

YR	CLUB	W-L	ERA	G	GS	CG	SHO	SV	IP	H	R	ER	HR	HB	BB	SO	WP	BK	AVG
2015	AZL Padres (R)	0-0	3.97	7	0	0	0	0	11.1	13	6	5	1	0	3	16	2	0	.289
	Tri-City (A)	2-0	2.70	10	0	0	0	1	20.0	14	6	6	4	0	8	27	4	0	.187
2016	Did Not Play																		
2017	AZL Padres (R)	1-0	2.84	3	0	0	0	0	6.1	4	2	2	0	0	3	6	0	0	.174
	Lake Elsinore (A)	1-0	13.5	2	0	0	0	0	2.2	5	4	4	0	0	2	3	1	0	.385
	Tri-City (A)	3-0	0.98	16	0	0	0	2	18.1	10	2	2	0	0	2	35	4	0	.149
	Minor League Totals	7-0	2.91	38	0	0	0	3	58.2	46	20	19	5	0	18	87	11	0	.206

## MELEAN, KELVIN OSWALDO INF

HT: 6-0 WT: 165 B/T: R/R HOMETOWN: Guatire, Venezuela  
 BORN: September 5, 1998 in Guatire, Venezuela OPENING DAY AGE: 19  
 HOW ACQUIRED: Signed as a non-drafted free agent: July 2, 2015  
 SIGNED BY: Luis Prieto (Padres)

YR	CLUB	AVG	G	AB	R	H	2B	3B	HR	RBI	SH	SF	HP	BB	SO	SB	CS	OBP	SLG	E
2016	DSL Padres (R)	.291	49	172	30	50	8	3	0	24	1	2	6	27	28	9	6	.401	.372	12
	Tri-City (A)	.229	59	231	26	53	5	1	0	17	1	4	3	26	47	3	4	.311	.260	12
	Minor League Totals	.256	108	403	56	103	13	4	0	41	2	6	9	53	75	12	10	.350	.308	24

## MILIANO, MICHELL A. RHP

HT: 6-3 WT: 185 B/T: R/R HOMETOWN: Santo Domingo, DR  
 BORN: December 22, 1999 in Santo Domingo, DR OPENING DAY AGE: 18  
 HOW ACQUIRED: Signed as an International free agent: July 2, 2016  
 SIGNED BY: Felix Feliz (Padres)  
 CAREER NOTES: 2016: Rated by *Baseball America* as the No. 48 prospect in the International free agent.

YR	CLUB	W-L	ERA	G	GS	CG	SHO	SV	IP	H	R	ER	HR	HB	BB	SO	WP	BK	AVG
2017	AZL Padres (R)	1-3	6.60	7	5	0	0	0	15.0	17	16	11	1	2	8	18	4	0	.270

## MILLER, EVAN RHP

HT: 6-2 WT: 185 B/T: R/R HOMETOWN: LaPorte, IN  
 BORN: May 23, 1995 in LaPorte, IN OPENING DAY AGE: 22  
 HIGH SCHOOL: LaPorte High School (IN) COLLEGE: Indiana-Purdue Fort Wayne (IN)  
 HOW ACQUIRED: Signed as a 22nd-round selection in the 2016 First-Year Player Draft  
 SIGNED BY: Matt Maloney (Padres)

YR	CLUB	W-L	ERA	G	GS	CG	SHO	SV	IP	H	R	ER	HR	HB	BB	SO	WP	BK	AVG
2016	Fort Wayne (A)	0-0	1.93	4	0	0	0	0	4.2	4	1	1	0	0	2	4	0	0	.250
	Tri-City (A)	1-3	2.08	15	0	0	0	2	26.0	16	9	6	1	0	15	25	3	0	.163
2017	Fort Wayne (A)	1-1	6.48	12	0	0	0	0	25.0	31	21	18	0	0	11	18	0	0	.301
	Tri-City (A)	2-3	1.33	12	0	0	0	1	20.1	17	6	3	1	1	3	18	0	0	.239
	Minor League Totals	4-7	3.32	43	0	0	0	3	76.0	68	37	28	2	1	31	65	3	0	.236

## MILLER, VIJAY RHP

HT: 6-3 WT: 190 B/T: L/R HOMETOWN: Fulton, MS  
 BORN: November 8, 1997 in Fulton, MS OPENING DAY AGE: 20  
 HIGH SCHOOL: Itawamba Agricultural High School (MS) COLLEGE: East Mississippi Junior College  
 HOW ACQUIRED: Signed as a 14th-round selection in the 2017 First-Year Player Draft  
 SIGNED BY: Stephen Baker (Padres)

YR	CLUB	W-L	ERA	G	GS	CG	SHO	SV	IP	H	R	ER	HR	HB	BB	SO	WP	BK	AVG
2017	AZL Padres 2 (R)	1-0	3.75	15	0	0	0	0	24.0	19	11	10	3	2	10	30	1	0	.216

## MOLINA, MIGUEL ALENJANDRO C

HT: 6-1 WT: 195 B/T: R/R HOMETOWN: Maracay, Venezuela  
 BORN: January 6, 1997 in Maracay, Venezuela OPENING DAY AGE: 21  
 HOW ACQUIRED: Signed as an International free agent: July 2, 2016  
 SIGNED BY: Luis Prieto (Padres)

YR	CLUB	AVG	G	AB	R	H	2B	3B	HR	RBI	SH	SF	HP	BB	SO	SB	CS	OBP	SLG	E
2017	DSL Padres (R)	.255	35	98	10	25	3	1	2	17	1	1	0	11	22	2	1	.327	.367	8

## MORALES, GABRIEL JOSE LHP

HT: 6-3 WT: 175 B/T: L/L HOMETOWN: Maracaibo, Venezuela  
 BORN: April 14, 1999 in Maracaibo, Venezuela OPENING DAY AGE: 18  
 HOW ACQUIRED: Signed as an International free agent: September 16, 2016  
 SIGNED BY: Victor Magdaleno (Padres)

YR	CLUB	W-L	ERA	G	GS	CG	SHO	SV	IP	H	R	ER	HR	HB	BB	SO	WP	BK	AVG
2017	DSL Padres (R)	1-6	3.4	14	10	0	0	0	47.2	40	23	18	4	0	23	31	5	3	.226

# SCOUTING & PLAYER DEVELOPMENT

## MOREJON, ADRIAN LHP

**HT:** 6-0 **WT:** 165 **B/T:** L/L **HOMETOWN:** Havana, Cuba  
**BORN:** February 27, 1999 in Havana, Cuba **OPENING DAY AGE:** 19  
**HOW ACQUIRED:** Signed as an international free agent: July 7, 2016  
**SIGNED BY:** David Post, Trevor Schumm and Felix Feliz (Padres)  
**CAREER NOTES:** 2018: Entered the season ranked No. 50 on the MLB.com 2018 Prospect Watch List, No. 66 on *Baseball America's* Top 100 MLB Prospects, No. 72 by ESPN.com and as the No. 5 prospect in the Padres organization by *Baseball America*.

YR	CLUB	W-L	ERA	G	GS	CG	SHO	SV	IP	H	R	ER	HR	HB	BB	SO	WP	BK	AVG
2017	Tri-City (A)	2-2	3.57	7	7	0	0	0	35.1	37	14	14	2	2	3	35	5	2	.266
	Fort Wayne (A)	1-2	4.23	6	6	0	0	0	27.2	28	14	13	2	1	13	23	4	0	.264
	Minor League Totals	3-4	3.86	13	13	0	0	0	63.0	65	28	27	4	3	16	58	9	2	.265

## MORENO, EDWIN OF

**HT:** 6-1 **WT:** 190 **B/T:** L/L **HOMETOWN:** Sabana Perdida, DR  
**BORN:** October 27, 1993 in Sabana Perdida, DR **OPENING DAY AGE:** 24  
**HOW ACQUIRED:** Signed as an international free agent: October 28, 2010

YR	CLUB	AVG	G	AB	R	H	2B	3B	HR	RBI	SH	SF	HP	BB	SO	SB	CS	OBP	SLG	E
2011	DSL Padres (R)	.244	49	176	28	43	5	2	7	27	0	2	1	14	28	4	3	.301	.415	5
2012	AZL Padres (R)	.298	42	178	35	53	15	4	2	36	0	3	0	7	31	4	0	.319	.461	6
	Eugene (A)	.067	6	15	1	1	0	0	1	2	1	0	0	2	4	0	0	.176	.267	1
2013	Tuscon (AAA)	.500	2	2	0	1	0	0	0	1	0	0	0	0	0	0	0	.500	.500	0
	Eugene (A)	.182	39	132	10	24	9	0	0	9	1	2	0	4	39	1	1	.203	.250	1
2014	Lake Elsinore (A)	.200	3	5	0	1	0	0	0	1	0	0	0	0	2	0	0	.200	.200	0
	Fort Wayne (A)	.143	8	28	1	4	1	0	0	1	0	0	0	0	10	0	0	.143	.179	0
	Eugene (A)	.242	26	95	8	23	7	0	1	5	0	1	0	3	22	3	2	.263	.347	2
2015	Fort Wayne (A)	.308	89	302	41	93	15	8	4	31	5	0	2	14	68	13	10	.343	.450	7
2016	Lake Elsinore (A)	.267	109	405	54	108	18	11	14	63	4	3	1	15	126	4	4	.292	.469	4
2017	Lake Elsinore (A)	.267	100	405	59	108	20	10	11	52	1	0	7	18	135	4	2	.309	.447	11
	Minor League Totals	.263	473	1743	237	459	90	35	40	228	12	11	11	77	465	33	22	.297	.424	37

## MUNDO, ALAN RHP

**HT:** 6-2 **WT:** 170 **B/T:** R/R **HOMETOWN:** Chihuahua, Mexico  
**BORN:** May 27, 2000 in Chihuahua Mexico **OPENING DAY AGE:** 17  
**HOW ACQUIRED:** Signed as an International free agent: July 8, 2017  
**SIGNED BY:** Emmanuel Rangel (Padres)

## MUNOZ, ANDRES CLEMENTE RHP

**HT:** 6-2 **WT:** 165 **B/T:** R/R **HOMETOWN:** Los Mochis, Mexico  
**BORN:** January 16, 1999 in Los Mochis, Mexico **OPENING DAY AGE:** 19  
**HOW ACQUIRED:** Signed as a non-drafted free agent: July 7, 2015  
**SIGNED BY:** Trevor Schumm (Padres)

YR	CLUB	W-L	ERA	G	GS	CG	SHO	SV	IP	H	R	ER	HR	HB	BB	SO	WP	BK	AVG
2016	AZL Padres (R)	1-1	5.49	16	1	0	0	0	19.2	16	16	12	1	0	16	26	11	0	.213
2017	Tri-City (A)	3-0	3.80	21	0	0	0	1	23.2	15	13	10	2	2	16	35	5	1	.176
	Fort Wayne (A)	0-0	3.86	3	0	0	0	0	2.1	2	1	1	0	0	2	3	2	0	.222
	Minor League Totals	4-1	4.53	40	1	0	0	1	45.2	33	30	23	3	2	34	64	18	1	.195

## NEWMAN, CHANDLER GRANT RHP

**HT:** 6-2 **WT:** 175 **B/T:** R/R **HOMETOWN:** Richmond Hill, GA  
**BORN:** February 5, 1997 in Richmond Hill, GA **OPENING DAY AGE:** 21  
**HIGH SCHOOL:** Richmond Hill High School (GA) **COLLEGE:** Chattahoochee Valley Community College (AL)  
**HOW ACQUIRED:** Signed as an 11th-round selection in the 2017 First-Year Player Draft  
**SIGNED BY:** Stephen Baker (Padres)

YR	CLUB	W-L	ERA	G	GS	CG	SHO	SV	IP	H	R	ER	HR	HB	BB	SO	WP	BK	AVG
2017	AZL Padres (R)	1-0	13.50	9	0	0	0	0	6.2	10	10	10	0	1	17	5	13	1	.370

## NIETO, ARTURO JOSE C

**HT:** 6-2 **WT:** 195 **B/T:** R/R **HOMETOWN:** Maracay, Venezuela  
**BORN:** December 9, 1992 in Maracay, Venezuela **OPENING DAY AGE:** 21  
**HOW ACQUIRED:** Signed as an international free agent: December 2, 2010

YR	CLUB	AVG	G	AB	R	H	2B	3B	HR	RBI	SH	SF	HP	BB	SO	SB	CS	OBP	SLG	E
2011	VSL Seattle (R)	.231	31	91	7	21	5	0	11	4	0	4	6	11	2	1	0	.307	.286	1
2012	VSL Seattle (R)	.140	17	43	6	6	2	1	0	4	1	0	1	7	8	0	0	.275	.233	2
2013	DSL Seattle (R)	.299	52	147	18	44	3	0	1	17	3	0	9	24	27	8	3	.428	.340	7
2014	AZL Mariners (R)	.179	12	28	4	5	0	0	0	4	0	0	1	6	7	0	1	.343	.179	1
	High Desert (A)	.000	6	13	0	0	0	0	0	1	1	0	1	1	4	0	0	.133	.000	1
2015	Everett (A)	.288	40	118	9	34	5	0	0	13	3	2	2	13	21	1	1	.363	.331	2
2016	Clinton (A)	.228	80	272	24	62	10	0	2	18	4	0	3	15	78	0	1	.276	.287	4
2017	Modesto (A)	.237	78	266	35	63	12	1	5	27	0	2	4	25	73	1	1	.310	.346	9
	Minor League Totals	.240	316	978	103	235	37	2	8	95	16	4	25	97	229	12	8	.323	.307	27

## NIN, LUIS ANDY RHP

**HT:** 6-2 **WT:** 185 **B/T:** R/R **HOMETOWN:** Barahona, Dominican Republic  
**BORN:** November 30, 1996 in Barahona, Dominican Republic **OPENING DAY AGE:** 21  
**HOW ACQUIRED:** Signed as an International free agent: July 2, 2016  
**SIGNED BY:** Alvin Duran (Padres)

YR	CLUB	W-L	ERA	G	GS	CG	SHO	SV	IP	H	R	ER	HR	HB	BB	SO	WP	BK	AVG
2017	DSL Padres (R)	1-1	5.00	15	0	0	0	3	18.0	14	13	10	0	2	9	18	9	1	.209

SCOUTING & PLAYER DEVELOPMENT



# SCOUTING & PLAYER DEVELOPMENT

## NOVA, VICTOR MANUEL INF

HT: 6-9      WT: 160      B/T: S/R      HOMETOWN: Dominican Republic  
 BORN: January 6, 2000 in Dominican Republic      OPENING DAY AGE: 18  
 SIGNED BY: Alvin Duran (Padres)

## OCHOA, DUILIO RENAN RHP

HT: 6-0      WT: 180      B/T: R/R      HOMETOWN: Culiacan, Sinaloa, Mexico  
 BORN: August 2, 1998 in Culiacan, Sinaloa, Mexico      OPENING DAY AGE: 19  
 HOW ACQUIRED: Signed as an International free agent: October 4, 2016  
 SIGNED BY: Bill McLaughlin (Padres)

YR	CLUB	W-L	ERA	G	GS	CG	SHO	SV	IP	H	R	ER	HR	HB	BB	SO	WP	BK	AVG
2017	DSL Padres (R)	1-0	3.00	6	0	0	0	1	12.0	9	4	4	0	1	8	11	1	0	.220
	AZL Padres 2 (R)	3-0	5.00	10	5	0	0	0	36.0	44	28	20	5	3	15	29	4	0	.301
Minor League Totals		4-0	4.50	16	5	0	0	1	48.0	53	32	24	5	4	23	40	5	0	.283

## OLIVARES, EDWARD OF

HT: 6-2      WT: 186      B/T: R/R      HOMETOWN: Caracas, Venezuela  
 BORN: March 6, 1996 in Caracas, Venezuela      OPENING DAY AGE: 22  
 HOW ACQUIRED: Acquired from TOR with RHP Jared Carkuff in exchange for INF Yangelvis Solarte: 6, 2018  
 CAREER NOTES: 2017: MiLB.com Organization All-Star...Midwest Player of the Week for the week ending in July 7.

YR	CLUB	AVG	G	AB	R	H	2B	3B	HR	RBI	SH	SF	HP	BB	SO	SB	CS	OBP	SLG	E
2014	DSL Blue Jays (R)	.314	40	140	31	44	5	3	1	22	1	1	11	20	23	12	3	.436	.414	4
2015	GCL Blue Jays (R)	.198	38	116	21	23	8	1	3	10	0	0	15	11	27	14	2	.345	.362	2
2016	Bluefield (R)	.273	15	55	8	15	3	1	1	6	0	1	1	5	12	1	2	.339	.418	1
2017	Lansing (A)	.277	101	426	82	118	26	9	17	65	0	0	1	22	82	18	7	.330	.500	7
	Dunedin (A)	.221	19	68	11	15	1	1	0	7	0	3	13	8	17	2	2	.312	.265	2
Minor League Totals		.267	213	805	153	215	43	15	22	110	1	5	41	66	161	47	16	.351	.440	16

## OLMO, DAYON LEANDRO OF

HT: 5-11      WT: 165      B/T: S/R      HOMETOWN: Boca Chica, DR  
 BORN: November 15, 1996 in Boca Chica, DR      OPENING DAY AGE: 21  
 HOW ACQUIRED: Signed as a non-drafted free agent, November 1, 2013  
 SIGNED BY: Felix Feliz (Padres)

YR	CLUB	AVG	G	AB	R	H	2B	3B	HR	RBI	SH	SF	HP	BB	SO	SB	CS	OBP	SLG	E
2014	DSL Padres (R)	.162	48	167	11	27	1	4	0	14	1	2	3	17	51	6	4	.249	.216	4
2015	DSL Padres (R)	.245	38	147	36	36	5	3	1	16	2	0	4	27	37	18	6	.376	.340	7
2016	AZL Padres (R)	.288	34	132	29	38	8	3	4	18	0	0	2	7	36	4	2	.333	.485	4
2017	AZL Padres (R)	.276	44	134	21	37	6	3	2	26	0	2	2	8	39	6	2	.322	.410	2
Minor League Totals		.238	164	580	97	138	20	13	7	74	3	4	11	59	163	34	14	.318	.353	17

## ONA, JORGE L. OF

HT: 6-0      WT: 220      B/T: R/R      HOMETOWN: Havana, Cuba  
 BORN: December 31, 1996 in Havana, Cuba      OPENING DAY AGE: 21  
 HOW ACQUIRED: Signed as an International free agent: July 20, 2016  
 SIGNED BY: Felix Feliz, Trevor Schumm and Alvin Duran (Padres)  
 CAREER NOTES: 2017: Named a Midwest League All-Star for Fort Wayne. 2016: Ranked as the No. 8 International prospect by MLB.com at the time of his signing...tabbed as the fourth-best Cuban player available in his class by *Baseball America*...following the season, ranked as the No. 13 prospect in the Padres organization.

YR	CLUB	AVG	G	AB	R	H	2B	3B	HR	RBI	SH	SF	HP	BB	SO	SB	CS	OBP	SLG	E
2017	Fort Wayne (A)	.277	107	415	54	115	18	1	11	64	0	2	8	40	115	8	2	.351	.405	1

## ORNELAS, TIRSO A. OF

HT: 6-3      WT: 200      B/T: L/R      HOMETOWN: Tijuana, Mexico  
 BORN: March 11, 2000 in Tijuana, Mexico      OPENING DAY AGE: 17  
 HOW ACQUIRED: Signed as an International free agent: July 2, 2016  
 SIGNED BY: Chris Kemp and Bill McLaughlin (Padres)  
 CAREER NOTES: 2016: Ranked as the No. 28 International prospect by MLB.com in his class as the No. 34 International prospect by *Baseball America* at the time of his signing.

YR	CLUB	AVG	G	AB	R	H	2B	3B	HR	RBI	SH	SF	HP	BB	SO	SB	CS	OBP	SLG	E
2017	AZL Padres 2 (R)	.276	53	196	46	54	11	3	3	26	0	1	1	40	61	0	0	.399	.408	3

## OVERSTREET, WILLIAM KYLE (KYLE) C

HT: 5-11      WT: 205      B/T: R/R      HOMETOWN: Boaz, AL  
 BORN: September 4, 1993 in Birmingham, AL      OPENING DAY AGE: 24  
 HIGH SCHOOL: Boaz High School (AL)      COLLEGE: Alabama (AL)  
 HOW ACQUIRED: Signed as a 14th-round selection in the 2015 First-Year Player Draft  
 SIGNED BY: Steve Moritz (Padres)

YR	CLUB	AVG	G	AB	R	H	2B	3B	HR	RBI	SH	SF	HP	BB	SO	SB	CS	OBP	SLG	E
2015	AZL Padres (R)	.202	35	119	15	24	3	1	1	9	1	2	1	18	27	0	2	.307	.269	3
2016	Fort Wayne (A)	.267	11	30	3	8	2	0	0	2	0	0	0	5	5	0	0	.371	.333	3
	Tri-City (A)	.253	64	241	25	61	7	1	0	28	1	5	1	21	40	1	0	.310	.290	6
2017	Lake Elsinore (A)	.321	53	190	25	61	13	0	4	29	0	4	1	20	31	1	0	.381	.453	4
	Fort Wayne (A)	.327	17	55	10	18	6	0	2	6	0	0	1	11	8	0	1	.448	.545	0
Minor League Totals		.271	180	635	78	172	31	2	7	74	2	11	4	75	111	2	3	.346	.359	16



# SCOUTING & PLAYER DEVELOPMENT

## OVERTON, DILLON RAY LHP

**HT:** 6-2 **WT:** 175 **B/T:** L/L **HOMETOWN:** Clinton, OK  
**BORN:** August 17, 1991 in Clinton, OK **OPENING DAY AGE:** 26  
**HIGH SCHOOL:** Weatherford High School (OK) **HIGH SCHOOL:** Oklahoma (OK)  
**HOW ACQUIRED:** Claimed off waivers from SEA, June 19, 2017  
**SIGNED BY:** Yancy Ayres (Padres)  
**CAREER NOTES:** 2016: Made his MLB debut with Oakland on June 25 at Los Angeles (AL)...earned Pacific Coast League Pitcher of the Week honors for Nashville for the week ending in April 24. 2015: Following the season, tabbed by *Baseball America* as the No. 8 prospect in the Athletics organization. 2014: Rated by *Baseball America* as the No. 17 prospect in the Arizona League...tabbed as Oakland's No. 9 prospect by *Baseball America* after the season. 2013: Originally signed by Oakland in the 2nd round of the First-Year Player Draft. 2010: Drafted by Boston in the 26th round of the First-Year Player Draft (did not sign).

YR	CLUB	W-L	ERA	G	GS	CG	SHO	SV	IP	H	R	ER	HR	HB	BB	SO	WP	BK	AVG
2014	AZL Athletics (R)	0-2	1.64	7	7	0	0	0	22.0	19	8	4	0	2	3	31	0	0	.232
	Vermont (A)	0-1	2.40	5	5	0	0	0	15.0	11	4	4	0	1	1	22	0	0	.200
2015	Stockton (A)	2-4	3.82	14	12	0	0	0	61.1	62	29	26	7	3	12	59	1	0	.270
	Midland (AA)	5-2	3.06	13	13	0	0	0	64.2	65	22	22	4	0	15	47	1	0	.260
2016	Nashville (AAA)	13-5	3.29	21	20	1	0	0	125.2	132	50	46	6	2	31	105	1	1	.268
	OAKLAND (AL)	1-3	11.47	7	5	0	0	0	24.1	48	31	31	12	1	7	17	1	0	.407
2017	Tacoma (AAA)	1-2	9.33	7	6	0	0	0	27.0	34	28	28	9	0	12	22	2	0	.301
	El Paso (AAA)	6-4	5.63	12	12	0	0	0	64.0	77	41	40	12	1	17	30	2	0	.294
	SEATTLE (AL)	0-0	6.38	9	1	0	0	0	18.1	21	15	13	4	0	2	8	3	0	.280
	SAN DIEGO (NL)	0-1	7.71	1	1	0	0	0	4.2	9	4	4	2	1	2	3	0	0	.429
	Major League Totals	1-4	9.13	17	7	0	0	0	47.1	78	50	48	18	2	11	28	4	0	.364
	Minor League Totals	27-20	4.03	79	75	1	0	0	379.2	400	182	170	38	9	91	316	7	1	.269

## PADDACK, CHRISTOPHER JOSEPH (CHRIS) RHP

**HT:** 6-4 **WT:** 195 **B/T:** R/R **HOMETOWN:** Austin, TX  
**BORN:** January 8, 1996 in Austin, TX **OPENING DAY AGE:** 22  
**HIGH SCHOOL:** Cedar Park High School (TX)  
**HOW ACQUIRED:** From MIA in exchange for RHP Fernando Rodney: June 30, 2016  
**SIGNED BY:** Ryan Wardinsky (Marlins)  
**CAREER NOTES:** 2016: Named South Atlantic League Player of the Month for Greensboro by MiLB.com...earned South Atlantic League Player of the Week honors for the week ending in June 26. 2015: Originally signed by the Miami Marlins as an eighth-round selection in the First-Year Player Draft out of Cedar Park High School.

YR	CLUB	W-L	ERA	G	GS	CG	SHO	SV	IP	H	R	ER	HR	HB	BB	SO	WP	BK	AVG
2015	GCL Marlins (R)	4-3	2.18	11	7	0	0	0	45.1	37	14	11	1	1	7	39	3	0	.219
2016	Greensboro (A)	2-0	0.95	6	6	0	0	0	28.1	9	3	3	2	3	2	48	0	0	.098
	Fort Wayne (A)	0-0	0.64	3	3	0	0	0	14.0	11	1	1	0	0	3	23	0	0	.212
2017									Injured - Did not pitch										
	Minor League Totals	6-3	1.54	20	16	0	0	0	87.2	57	18	15	3	4	12	110	3	0	.182

## PAEZ, LUIS DARIO INF

**HT:** 5-10 **WT:** 160 **B/T:** R/R **HOMETOWN:** Santo Domingo, Dominican Republic  
**BORN:** September 3, 2000 in Santo Domingo, Dominican Republic **OPENING DAY AGE:** 17  
**HOW ACQUIRED:** Signed as an International free agent: July 2, 2017  
**SIGNED BY:** Felix Feliz and Ysrael Rojas (Padres)

## PARTIDA, MANUEL LHP

**HT:** 6-1 **WT:** 175 **B/T:** L/L **HOMETOWN:** Mexico  
**BORN:** September 25, 2000 in Mexico **OPENING DAY AGE:** 17  
**HOW ACQUIRED:** Signed as an International free agent: July 2, 2017  
**SIGNED BY:** Bill McLaughlin (Padres)

## PATINO, LUIS F. RHP

**HT:** 6-0 **WT:** 170 **B/T:** R/R **HOMETOWN:** Colombia  
**BORN:** October 26, 1999 in Colombia **OPENING DAY AGE:** 18  
**HOW ACQUIRED:** Signed as an International free agent: July 2, 2016  
**SIGNED BY:** Andres Cabadias and Chris Kemp (Padres)

YR	CLUB	W-L	ERA	G	GS	CG	SHO	SV	IP	H	R	ER	HR	HB	BB	SO	WP	BK	AVG
2017	DSL Padres (R)	2-1	1.69	4	4	0	0	0	16.0	11	5	3	0	0	2	15	2	0	.193
	AZL Padres (R)	2-1	2.48	9	8	0	0	0	40.0	32	14	11	2	2	16	43	4	1	.213
	Minor League Totals	4-2	2.25	13	12	0	0	0	56.0	43	19	14	2	2	18	58	6	1	.208

## PAULSEN, JUSTIN INF

**HT:** 6-1 **WT:** 220 **B/T:** L/R **HOMETOWN:** Ballwin, MO  
**BORN:** January 3, 1995 in Glencoe, MO **OPENING DAY AGE:** 23  
**HIGH SCHOOL:** Christian Brothers College High School (MO) **COLLEGE:** Missouri State University  
**HOW ACQUIRED:** Signed as a 39th-round selection in the 2017 First-Year Player Draft  
**SIGNED BY:** Troy Hoerner (Padres)

YR	CLUB	AVG	G	AB	R	H	2B	3B	HR	RBI	SH	SF	HP	BB	SO	SB	CS	OBP	SLG	E
2017	AZL Padres 2 (R)	.291	44	148	27	43	10	1	2	25	0	2	4	27	38	1	0	.409	.412	5

## PENA, RAMON RHP

**HT:** 6-4 **WT:** 190 **B/T:** R/R **HOMETOWN:** Santo Domingo, DR  
**BORN:** August 24, 1997 in Santo Domingo, DR **OPENING DAY AGE:** 20  
**HOW ACQUIRED:** Signed as an International free agent: December 5, 2016.  
**SIGNED BY:** Felix Feliz and Alvin Duran (Padres)

YR	CLUB	W-L	ERA	G	GS	CG	SHO	SV	IP	H	R	ER	HR	HB	BB	SO	WP	BK	AVG
2017	DSL Padres (R)	0-3	6.21	12	5	0	0	2	29.0	27	25	20	2	5	21	19	8	0	.252

SCOUTING & PLAYER DEVELOPMENT



# SCOUTING & PLAYER DEVELOPMENT

## PEREZ, BLINGER HUMBERTO INF

HT: 6-0 WT: 170 B/T: R/R HOMETOWN: Barquisimeto, Venezuela  
 BORN: August 21, 1998 in Barquisimeto, Venezuela OPENING DAY AGE: 19  
 HOW ACQUIRED: Signed as an international free agent, April 21, 2016  
 SIGNED BY: Alvin Duran (Padres)

YR	CLUB	AVG	G	AB	R	H	2B	3B	HR	RBI	SH	SF	HP	BB	SO	SB	CS	OBP	SLG	E
2016	DSL Padres (R)	.202	25	84	7	17	3	0	0	6	0	0	1	13	18	1	0	.316	.238	1
2017	DSL Padres (R)	.270	48	163	21	44	12	0	2	24	0	1	3	23	28	0	2	.368	.380	9
	AZL Padres (R)	.250	4	16	3	4	0	0	0	1	0	0	0	1	7	0	0	.294	.250	0
Minor League Totals		.247	77	263	31	65	15	0	2	31	0	1	4	37	53	1	2	.348	.327	10

## PEREZ, ENZO GERMAIN RHP

HT: 5-11 WT: 180 B/T: R/R HOMETOWN: Maracay, Venezuela  
 BORN: June 7, 2000 in Maracay, Venezuela OPENING DAY AGE: 17  
 HOW ACQUIRED: Signed as an international free agent: July 2, 2016  
 SIGNED BY: Luis Prieto (Padres)

YR	CLUB	W-L	ERA	G	GS	CG	SHO	SV	IP	H	R	ER	HR	HB	BB	SO	WP	BK	AVG
2017	DSL Padres (R)	2-1	7.12	18	0	0	0	0	30.1	40	29	24	2	1	17	22	8	0	.320

## PEREZ, FERNANDO MAYORAL INF

HT: 6-0 WT: 210 B/T: L/R HOMETOWN: Chula Vista, CA  
 BORN: September 13, 1993 in Ensenada, Mexico OPENING DAY AGE: 23  
 HIGH SCHOOL: Otay Ranch High School (CA) COLLEGE: Central Arizona College (AZ)  
 HOW ACQUIRED: Signed as a third-round selection in the 2012 First-Year Player Draft  
 SIGNED BY: Dave Lottsfeldt (Padres)  
 CAREER NOTES: 2014: Named an Organization All-Star by MiLB.com...led all Padres minor leaguers and the Midwest League in RBI (95).

YR	CLUB	AVG	G	AB	R	H	2B	3B	HR	RBI	SH	SF	HP	BB	SO	SB	CS	OBP	SLG	E
2012	AZL Padres (R)	.273	14	55	6	15	2	1	2	16	0	0	0	2	17	1	0	.298	.455	6
2013	AZL Padres (R)	.417	4	12	3	5	1	0	1	4	0	0	0	1	2	0	0	.462	.750	0
	Eugene (A)	.213	59	211	15	45	9	1	3	27	0	2	2	15	68	0	1	.270	.308	16
	Fort Wayne (A)	.284	116	469	69	133	24	1	18	95*	1	7	5	25	106	3	2	.322	.454	24
2014	Lake Elsinore (A)	.224	113	446	46	100	21	3	10	53	1	2	4	39	115	1	1	.291	.352	18
2016	Lake Elsinore (A)	.213	44	169	22	36	5	1	9	28	1	1	3	12	49	1	1	.276	.414	4
2017	San Antonio (AA)	.212	63	212	20	45	8	1	3	18	0	1	4	16	64	0	2	.279	.302	2
	Lake Elsinore (A)	.261	47	185	29	52	8	2	10	33	0	2	0	10	37	0	0	.315	.508	4
Minor League Totals		.245	460	1759	210	431	78	10	56	274	3	15	15	120	458	6	7	.298	.396	74

## PEREZ, RAMON ERNESTO LHP

HT: 6-1 WT: 190 B/T: L/L HOMETOWN: Baracoa, Cuba  
 BORN: July 2, 1999 in Baracoa, Cuba OPENING DAY AGE: 18  
 HOW ACQUIRED: Signed as an international free agent: December 19, 2016.  
 SIGNED BY: Chris Kemp (Padres)

YR	CLUB	W-L	ERA	G	GS	CG	SHO	SV	IP	H	R	ER	HR	HB	BB	SO	WP	BK	AVG
2017	AZL Padres 2 (R)	2-2	2.66	12	9	0	0	0	50.2	37	21	15	0	7	33	48	8	0	.208

## PINEDA, JASON MANUAL INF

HT: 6-2 WT: 202 B/T: R/R HOMETOWN: Bronx, NY  
 BORN: November 22, 1999 in Bronx, NY OPENING DAY AGE: 18  
 HIGH SCHOOL: Monroe High School (NY)  
 HOW ACQUIRED: Signed as a 17th-round selection in the 2017 First-Year Player Draft  
 SIGNED BY: John Stewart (Padres)

YR	CLUB	AVG	G	AB	R	H	2B	3B	HR	RBI	SH	SF	HP	BB	SO	SB	CS	OBP	SLG	E
2017	AZL Padres (R)	.223	38	121	13	27	7	0	2	16	0	2	1	14	45	2	1	.304	.331	5

## PODORSKY, ROBBIE AARON OF

HT: 5-7 WT: 170 B/T: R/R HOMETOWN: Prairieville, LA  
 BORN: January 27, 1995 in Prairieville, LA OPENING DAY AGE: 23  
 HIGH SCHOOL: Dutchtown High School (LA) COLLEGE: McNeese State (LA)  
 HOW ACQUIRED: Signed as a 25th-round selection in the 2017 First-Year Player Draft  
 CAREER NOTES: 2017: Tabbed as the fastest runner in the Padres system by Baseball America following the season.

YR	CLUB	AVG	G	AB	R	H	2B	3B	HR	RBI	SH	SF	HP	BB	SO	SB	CS	OBP	SLG	E
2017	AZL Padres 2 (R)	.400	11	45	13	18	3	2	0	8	0	0	1	5	3	3	1	.471	.556	1
	Tri-City (A)	.302	37	149	22	45	6	2	1	13	1	1	7	11	12	16	5	.375	.389	1
Minor League Totals		.325	48	194	35	63	9	4	1	21	1	1	8	16	15	19	6	.397	.428	2

## POLANCO, ANDERSON MIGUEL LHP

HT: 6-3 WT: 175 B/T: L/L HOMETOWN: Santiago, DR  
 BORN: February 2, 1998 in Santiago, DR OPENING DAY AGE: 20  
 HOW ACQUIRED: Signed as an International free agent: February 29, 2016  
 SIGNED BY: Felix Feliz and Emengildo Diaz (Padres)

YR	CLUB	W-L	ERA	G	GS	CG	SHO	SV	IP	H	R	ER	HR	HB	BB	SO	WP	BK	AVG
2016	DSL Padres (R)	3-3	3.95	12	6	0	0	1	41.0	40	19	18	1	3	17	38	13	1	.263
2017	DSL Padres (R)	1-0	0.00	4	0	0	0	0	10.1	4	1	0	0	2	1	10	0	0	.118
	AZL Padres 2 (R)	2-3	5.54	16	0	0	0	0	26.0	29	20	16	0	5	13	21	5	0	.276
Minor League Totals		6-6	3.96	32	6	0	0	1	77.1	73	40	34	1	10	31	69	18	1	.251

# SCOUTING & PLAYER DEVELOPMENT

## POTTS, HUDSON JAMES INF

**HT:** 6-3 **WT:** 205 **B/T:** R/R **HOMETOWN:** Southlake, TX  
**BORN:** October 28, 1998 in Southlake, TX **OPENING DAY AGE:** 19  
**HIGH SCHOOL:** Carroll High School (TX)  
**HOW ACQUIRED:** Signed as a first-round selection (24th overall) in the 2016 First-Year Player Draft.

**SIGNED BY:** Matt Schaffner (Padres)  
**CAREER NOTES:** 2017: Named the MiLB.com Midwest League Player of the Month for the month of August...earned Midwest League Player of the Week honors for the week ending in August 20, 2016: His 35 runs scored for the AZL Padres ranked tied-for-second in the AZL...was the second youngest player selected in the 2016 Draft. **MISC:** Formerly known as Hudson Sanchez, the name he was drafted under, before taking on the last name of his stepfather after the Draft.

YR	CLUB	AVG	G	AB	R	H	2B	3B	HR	RBI	SH	SF	HP	BB	SO	SB	CS	OBP	SLG	E
2016	Tri-City (A)	.233	16	60	7	14	0	1	0	6	1	0	2	9	13	2	1	.352	.267	2
	AZL Padres (R)	.295	43	183	35	54	12	2	1	21	0	1	2	9	34	8	4	.333	.399	4
2017	Fort Wayne (A)	.253	125	491	67	124	23	4	20	69	0	2	6	23	140	0	1	.293	.438	9
Minor League Totals		.262	184	734	109	192	35	7	21	96	1	3	10	41	187	10	6	.308	.414	15

## QUINTERO, ALISON ENRIQUE C

**HT:** 5-10 **WT:** 162 **B/T:** R/R **HOMETOWN:** Carabobo, Venezuela  
**BORN:** April 24, 2000 in Carabobo, Venezuela **OPENING DAY AGE:** 17  
**HOW ACQUIRED:** Signed as an International free agent: July 2, 2016

**SIGNED BY:** Yfrain Linares, Luis Prieto and Trevor Schumm (Padres)  
**CAREER NOTES:** 2016: Ranked as the Padres No. 22 International prospect in the 2016 class by *Baseball America*.

YR	CLUB	AVG	G	AB	R	H	2B	3B	HR	RBI	SH	SF	HP	BB	SO	SB	CS	OBP	SLG	E
2017	DSL Padres (R)	.174	15	46	5	8	2	1	0	4	0	1	1	6	15	0	0	.278	.261	1

## RADKE, TRAVIS JAMES LHP

**HT:** 6-4 **WT:** 200 **B/T:** L/L **HOMETOWN:** Ennis, MT  
**BORN:** March 6, 1993 in Thousand Oaks, CA **OPENING DAY AGE:** 25  
**HIGH SCHOOL:** Oaks Christian High School (CA) **COLLEGE:** University of Portland (OR)  
**HOW ACQUIRED:** Signed as a 25th-round selection in the 2014 First-Year Player Draft  
**SIGNED BY:** Justin Baughman (Padres)

YR	CLUB	W-L	ERA	G	GS	CG	SHO	SV	IP	H	R	ER	HR	HB	BB	SO	WP	BK	AVG	
2014	Eugene (A)	2-3	3.12	17	2	0	0	0	34.2	32	20	12	0	2	16	44	3	3+	.241	
2015	Lake Elsinore (A)	1-4	8.10	7	7	0	0	0	33.1	50	32	30	7	3	12	26	3	0	.362	
	Tri-City (A)	2-2	3.41	6	6	0	0	0	29.0	36	11	11	2	3	1	30	3	1	.298	
	Fort Wayne (A)	1-1	3.94	3	3	0	0	0	16.0	19	9	7	0	1	4	13	5	0	.302	
2016	Did Not Play - Injured																			
2017	Tri-City (A)	0-0	1.80	14	1	0	0	1	20.0	12	5	4	2	0	1	27	1	0	.179	
Minor League Totals		6-10	4.33	47	19	0	0	1	133.0	149	77	64	11	9	34	140	15	4+	.285	

## RAMIREZ, EMMANUEL ODALIS RHP

**HT:** 6-2 **WT:** 190 **B/T:** R/R **HOMETOWN:** Puerto Plata, DR  
**BORN:** July 15, 1994 in Puerto Plata, DR **OPENING DAY AGE:** 23

**HOW ACQUIRED:** Signed as a non-drafted free agent: November 19, 2012  
**SIGNED BY:** Emenegildo Diaz and Felix Feliz (Padres)  
**CAREER NOTES:** 2017: Northwest League Mid-Season All-Star...earned NWL Pitcher of the Week honors for the week ending in July 23.  
 2016: Northwest League Mid-Season All-Star.

YR	CLUB	W-L	ERA	G	GS	CG	SHO	SV	IP	H	R	ER	HR	HB	BB	SO	WP	BK	AVG
2013	DSL Padres (R)	1-3	8.92	24	0	0	0	0	36.1	36	51	36	1	6	49	41	18	0	.255
2014	DSL Padres (R)	3-1	4.56	12	0	0	0	0	25.2	25	15	13	0	4	10	31	7	0	.258
2015	DSL Padres (R)	0-0	4.91	2	2	0	0	0	7.1	6	4	4	0	1	5	9	0	0	.231
	AZL Padres (R)	4-2	1.51	8	6	0	0	0	41.2	29	21	7	2	4	7	37	3	1	.185
	Tri-City (A)	2-1	3.00	5	5	0	0	0	24.0	20	9	8	1	0	8	25	2	0	.217
2016	Fort Wayne (A)	2-3	4.71	16	7	0	0	1	57.1	58	32	30	5	1	21	54	3	0	.264
	Tri-City (A)	4-1	2.62	8	8	0	0	0	44.2	36	16	13	0	1	13	42	5	3	.218
2017	Fort Wayne (A)	0-2	3.63	7	0	0	0	1	17.1	21	12	7	4	0	8	24	0	0	.300
	Tri-City (A)	2-1	2.48	8	8	0	0	0	54.1	42	17	15	1	1	10	53	9	0	.214
	Lake Elsinore (A)	2-2	3.82	6	6	0	0	0	33.0	34	15	14	2	1	12	37	5	0	.274
Minor League Totals		20-16	3.87	96	42	0	0	2	341.2	307	192	147	16	19	143	353	52	4	.238

## REED, MICHAEL ELLIOTT (BUDDY) OF

**HT:** 6-4 **WT:** 210 **B/T:** S/R **HOMETOWN:** Bronx, NY  
**BORN:** April 27, 1995 in Bronx, NY **OPENING DAY AGE:** 22  
**HIGH SCHOOL:** St. George's School (RI) **COLLEGE:** University of Florida (FL)  
**HOW ACQUIRED:** Signed as a second-round selection in the 2016 First-Year Player Draft

**SIGNED BY:** Chris Kelly (Padres)  
**CAREER NOTES:** 2016: Named MiLB.com California League Player of the Month...earned California League Player of the Week honors for the week ending in June 26.

YR	CLUB	AVG	G	AB	R	H	2B	3B	HR	RBI	SH	SF	HP	BB	SO	SB	CS	OBP	SLG	E
2016	Tri-City (A)	.254	51	205	31	52	9	4	0	13	0	2	1	22	53	15	5	.326	.337	4
2017	Fort Wayne (A)	.234	88	316	48	74	17	8	6	35	1	3	3	23	97	12	8	.290	.396	2
Minor League Totals		.242	139	521	79	126	26	12	6	48	1	5	4	45	150	27	13	.304	.372	6

SCOUTING & PLAYER DEVELOPMENT



# SCOUTING & PLAYER DEVELOPMENT

## REYES, GERARDO RHP

**HT:** 5-11 **WT:** 160 **B/T:** R/R **HOMETOWN:** Tamaulipas, Mexico  
**BORN:** May 13, 1993 in Victoria, Mexico **OPENING DAY AGE:** 24  
**HIGH SCHOOL:** Hidalgo High School (TX) **COLLEGE:** Galveston College (TX)  
**HOW ACQUIRED:** From the Tampa Bay Rays along with OF Wil Myers, C Ryan Hanigan and LHP Jose Castillo in exchange for C Rene Rivera, RHP Burch Smith and INF Jake Bauers with the Washington Nationals receiving RHP Joe Ross and INF Trea Turner (PTBNL) from San Diego and Tampa Bay also receiving OF Steven Souza, Jr. and LHP Travis Ott from Washington: December 19, 2014  
**SIGNED BY:** Pat Murphy (Rays)  
**CAREER NOTES:** 2017: California League Mid-Season All-Star. 2013: Originally signed by the Tampa Bay Rays as a non-drafted free agent on August 11, 2013.

YR	CLUB	W-L	ERA	G	GS	CG	SHO	SV	IP	H	R	ER	HR	HB	BB	SO	WP	BK	AVG
2014	Hudson (A)	2-1	4.09	20	0	0	0	0	33.0	32	16	15	2	5	9	39	5	1	.258
2015	Did not play - Injured																		
2016	Lake Elsinore (A)	1-3	5.00	22	0	0	0	1	27.0	24	18	15	2	3	14	29	3	0	.242
	Fort Wayne (A)	3-2	2.10	18	0	0	0	5	25.2	23	8	6	1	2	10	18	3	0	.247
2017	Lake Elsinore (A)	3-3	2.63	47	0	0	0	5	61.2	54	22	18	3	2	31	65	10	0	.240
Minor League Total		9-9	3.30	107	0	0	0	14	147.1	133	64	54	8	12	64	151	21	1	.246

## RIVAS, WEBSTER JULIAN C

**HT:** 6-2 **WT:** 218 **B/T:** R/R **HOMETOWN:** Nagual, DR  
**BORN:** August 8, 1990 in Nagua, Dominican Republic **OPENING DAY AGE:** 27  
**HOW ACQUIRED:** Signed as a minor league free agent: December 21, 2016  
**SIGNED BY:** Martin Jose (Padres)

YR	CLUB	AVG	G	AB	R	H	2B	3B	HR	RBI	SH	SF	HP	BB	SO	SB	CS	OBP	SLG	E
2010	DSL Dodgers (R)	.246	59	211	23	52	16	2	1	34	1	6	9	12	12	3	2	.307	.355	4
2011	DSL Dodgers (R)	.279	55	172	26	48	10	1	2	23	2	0	2	22	24	0	4	.367	.384	7
2012	AZL Dodgers (R)	.208	7	24	1	5	0	0	0	1	0	0	1	2	7	0	0	.296	.208	1
2013	Rancho Cucamonga (A)	.213	26	89	13	19	4	0	1	7	0	2	1	6	18	1	1	.265	.292	2
	Great Lakes (A)	.262	20	61	7	16	2	0	0	5	2	1	1	4	6	0	1	.313	.295	2
2014	Great Lakes (A)	.254	91	319	25	81	18	2	5	32	3	1	0	23	56	2	1	.303	.370	4
2015	Oklahoma city (AAA)	.667	1	3	0	2	0	0	0	0	0	0	0	0	0	0	0	.667	.667	0
	Tulsa (AA)	.273	13	33	1	9	0	0	0	2	1	3	2	3	6	0	2	.333	.273	1
	Rancho Cucamonga (A)	.258	54	178	15	46	11	1	1	11	0	0	0	9	27	0	2	.297	.348	2
	Great Lakes (A)	.333	3	12	1	4	1	0	1	4	0	0	0	1	0	0	0	.333	.667	0
2016	Salt Lake (AAA)	.286	3	7	0	2	0	0	0	0	0	0	0	2	0	0	0	.286	.286	0
	Inland Empire (A)	.143	4	14	0	2	0	0	0	0	0	0	1	5	0	0	0	.200	.143	0
	Burlington (A)	.221	26	86	7	19	7	0	0	9	2	2	1	7	13	0	0	.281	.302	2
2017	Fort Wayne (A)	.232	23	69	3	16	3	0	1	7	0	0	0	9	13	0	0	.321	.319	3
	San Antonio (A)	.287	39	136	21	39	9	1	1	23	0	1	0	12	35	0	0	.342	.390	3
Minor League Totals		.255	424	1414	143	360	81	7	13	158	11	16	17	110	225	6	13	.313	.349	31

## RODRIGUEZ, HANSEL ANTONIO RHP

**HT:** 6-2 **WT:** 170 **B/T:** R/R **HOMETOWN:** Santo Domingo Centro, DR  
**BORN:** February 27, 1997 in Santo Domingo Centro, DR **OPENING DAY AGE:** 21  
**HOW ACQUIRED:** Acquired by TOR in exchange for Melvin Upton, Jr. and cash considerations: July 26, 2016  
**SIGNED BY:** Ismael Cruz, Luis Marquez, Rafael Moncada (Blue Jays)

YR	CLUB	W-L	ERA	G	GS	CG	SHO	SV	IP	H	R	ER	HR	HB	BB	SO	WP	BK	AVG
2014	GCL Blue Jays (R)	0-3	7.11	9	6	0	0	0	19.0	18	18	15	0	4	12	13	4	1	.257
2015	GCL Blue Jays (R)	1-2	4.68	10	7	1	0	0	42.1	48	25	22	1	1	10	37	4	2	.286
2016	Bluefield (A)	2-1	3.06	6	6	0	0	0	32.1	25	13	11	1	1	11	26	4	0	.203
	Tri-City (A)	0-2	6.97	6	6	0	0	0	20.2	25	17	16	2	2	12	13	5	0	.298
2017	Fort Wayne (A)	7-9	3.8	35	10	0	0	10	90.0	76	44	38	6	3	31	103	12	0	.224
Minor League Totals		10-17	4.49	66	35	1	0	10	204.1	192	117	102	10	11	76	192	29	3	.245

## ROGERS, BLAKE R. RHP

**HT:** 6-2 **WT:** 200 **B/T:** R/R **HOMETOWN:** Lewisville, TX  
**BORN:** February 23, 1994 in Lewisville, TX **OPENING DAY AGE:** 24  
**HIGH SCHOOL:** Lewisville High School (TX) **COLLEGE:** Oklahoma  
**HOW ACQUIRED:** Signed as a 37th-round selection in the 2015 First-Year Player Draft  
**SIGNED BY:** Lane Decker (Padres)

YR	CLUB	W-L	ERA	G	GS	CG	SHO	SV	IP	H	R	ER	HR	HB	BB	SO	WP	BK	AVG
2015	AZL Padres (R)	1-1	2.53	14	0	0	0	6	21.1	18	8	6	0	3	3	22	3	0	.209
	Lake Elsinore (A)	0-0	3.68	4	0	0	0	0	7.1	8	3	3	0	1	3	5	1	0	.286
2016	Lake Elsinore (A)	0-0	3.60	2	0	0	0	1	5.0	3	3	2	1	1	0	2	0	1	.176
	Fort Wayne (A)	1-3	5.58	21	2	0	0	0	61.1	78	44	38	6	2	20	36	3	1	.310
2017	AZL Padres 1 (R)	0-1	0	2	0	0	0	0	2.0	2	1	0	0	0	2	2	1	0	.286
	Fort Wayne (A)	2-4	5.91	24	0	0	0	0	35.0	44	30	23	3	3	13	29	3	0	.293
	Tri-City (A)	2-0	3	9	0	0	0	0	15.0	9	5	5	0	3	4	15	0	0	.176
Minor League Totals		6-9	4.71	76	2	0	0	7	147.0	162	94	77	10	13	45	111	11	2	.274

## ROMAN, LUIS INF

**HT:** 6-0 **WT:** 215 **B/T:** L/R **HOMETOWN:** Ponce, Puerto Rico  
**BORN:** December 19, 1994 in Ponce, Puerto Rico **OPENING DAY AGE:** 23  
**HIGH SCHOOL:** Klein Oak High School (TX) **COLLEGE:** Texas Wesleyan University (TX)  
**HOW ACQUIRED:** Signed as a 23rd-round selection in the 2017 First-Year Player Draft  
**SIGNED BY:** Matt Schaffner (Padres)

YR	CLUB	AVG	G	AB	R	H	2B	3B	HR	RBI	SH	SF	HP	BB	SO	SB	CS	OBP	SLG	E
2017	AZL Padres 2 (R)	.186	31	97	15	18	4	0	1	10	0	3	1	11	26	1	0	.268	.258	9
	AZL Padres (R)	.333	2	3	0	1	0	0	0	0	0	0	0	2	0	0	0	.333	.333	0
Minor League Totals		.190	33	100	15	19	4	0	1	10	0	3	1	11	28	1	0	.270	.260	9

# SCOUTING & PLAYER DEVELOPMENT

## ROMAN, MIGUEL ANGEL RHP

HT: 6-1 WT: 170 B/T: R/R HOMETOWN: Valencia, Venezuela  
 BORN: February 23, 1997 in Valencia, Venezuela OPENING DAY AGE: 21  
 HOW ACQUIRED: Signed as a non-drafted free agent: August 15, 2015  
 SIGNED BY: Yfrain Linares (Padres)

YR	CLUB	W-L	ERA	G	GS	CG	SHO	SV	IP	H	R	ER	HR	HB	BB	SO	WP	BK	AVG
2016	DSL Padres (R)	0-0	7.50	5	0	0	0	1	6.0	6	6	5	0	2	3	7	4	0	.240
2017	DSL Padres (R)	3-1	1.98	21	0	0	0	1	27.1	26	9	6	0	2	15	17	0	0	.280
Minor League Totals		3-1	2.97	26	0	0	0	2	33.1	32	15	11	0	4	18	24	4	0	.271

## ROSARIO, EGUY INF

HT: 5-9 WT: 150 B/T: R/R HOMETOWN: San Cristobal, DR  
 BORN: August 25, 1999 in San Cristobal, DR OPENING DAY AGE: 18  
 HOW ACQUIRED: Signed as a non-drafted free agent: August 25, 2015  
 SIGNED BY: Felix Feliz and Chris Kemp (Padres)

YR	CLUB	AVG	G	AB	R	H	2B	3B	HR	RBI	SH	SF	HP	BB	SO	SB	CS	OBP	SLG	E
2016	AZL Padres (R)	.379	7	29	3	11	3	0	0	1	0	0	1	2	7	1	1	.438	.483	2
	DSL Padres (R)	.341	53	185	42	63	19	1	1	24	0	3	5	23	31	21	9	.421	.470	8
2017	Fort Wayne (A)	.206	50	180	15	37	9	2	0	13	1	0	3	20	51	17	5	.296	.278	6
	AZL Padres 2 (R)	.282	50	206	36	58	12	7	1	33	0	1	3	24	43	16	7	.363	.422	9
Minor League Totals		.282	160	600	96	169	43	10	2	71	1	4	12	69	132	55	22	.365	.397	25

## ROSARIO, JEISSON ANTONIO OF

HT: 6-1 WT: 175 B/T: L/L HOMETOWN: Santo Domingo, DR  
 BORN: October 22, 1999 in Santo Domingo, DR OPENING DAY AGE: 18  
 HOW ACQUIRED: Signed as a International free agent: July 2, 2016  
 SIGNED BY: Chris Kemp and Felix Feliz (Padres)  
 CAREER NOTES: 2017: Tabbed as the best athlete in the Padres system by *Baseball America* following the season.

YR	CLUB	AVG	G	AB	R	H	2B	3B	HR	RBI	SH	SF	HP	BB	SO	SB	CS	OBP	SLG	E
2017	AZL Padres (R)	.299	52	187	31	56	10	0	1	24	1	2	1	33	36	8	6	.404	.369	5

## RUIZ, AGUSTIN OF

HT: 6-2 WT: 175 B/T: L/R HOMETOWN: Villahermosa, Mexico  
 BORN: September 23, 1999 in Villahermosa, Mexico OPENING DAY AGE: 18  
 HOW ACQUIRED: Signed as an International free agent: July 3, 2016  
 SIGNED BY: Bill McLaughlin (Padres)

YR	CLUB	AVG	G	AB	R	H	2B	3B	HR	RBI	SH	SF	HP	BB	SO	SB	CS	OBP	SLG	E
2017	AZL Padres (R)	.208	18	53	10	11	2	1	0	3	0	1	1	7	22	1	1	.306	.283	1

## RUIZ, ESTEURY INF

HT: 6-0 WT: 150 B/T: R/R HOMETOWN: Azua, DR  
 BORN: February 15, 1999 in Azua, DR OPENING DAY AGE: 19  
 HOW ACQUIRED: Acquired by KC with LHP Travis Wood and Matt Strahm in exchange for RHP Trevor Cahill, Brandon Maurer and LHP Ryan Buchter, July 24, 2017  
 CAREER NOTES: 2017: Arizona League Most Valuable Player...*Baseball America* Rookie All-Star...MiLB.com Organization All-Star...MiLB.com AZL Player of the Month for July...AZL Post-Season All-Star.

YR	CLUB	AVG	G	AB	R	H	2B	3B	HR	RBI	SH	SF	HP	BB	SO	SB	CS	OBP	SLG	E
2016	DSL Royals (R)	.313	56	217	44	68	13	5	5	28	3	1	4	19	35	13	10	.378	.512	9
2017	AZL Royals (R)	.419	21	86	22	36	10	5	3	23	0	0	4	20	9	0	0	.440	.779	2
	AZL Padres (R)	.300	31	120	23	36	10	4	1	16	2	0	3	9	34	17	6	.364	.475	12
Minor League Totals		.350	52	206	45	72	20	10	4	39	2	1	3	13	54	26	6	.395	.602	23

## RUTHERFORD, COLE JAMES INF

HT: 6-4 WT: 250 B/T: R/R HOMETOWN: Simi Valley, CA  
 BORN: December 7, 1993 in Simi Valley, CA OPENING DAY AGE: 24  
 HIGH SCHOOL: Chaminade College Preparatory (CA) COLLEGE: Cornell University (NY)  
 HOW ACQUIRED: Signed as a non-drafted free agent: July 23, 2017  
 SIGNED BY: John Rutherford (Padres)

YR	CLUB	AVG	G	AB	R	H	2B	3B	HR	RBI	SH	SF	HP	BB	SO	SB	CS	OBP	SLG	E
2017	AZL Padres (R)	.128	22	47	3	6	0	0	0	1	0	0	0	4	16	0	0	.196	.128	1

## SABALA, ELVIS JOEL INF

HT: 6-1 WT: 178 B/T: R/R HOMETOWN: Santo Domingo, DR  
 BORN: September 26, 1997 in Santo Domingo, DR OPENING DAY AGE: 20  
 HOW ACQUIRED: Signed as a non-drafted free agent: July 2, 2014  
 SIGNED BY: Felix Feliz (Padres)

YR	CLUB	AVG	G	AB	R	H	2B	3B	HR	RBI	SH	SF	HP	BB	SO	SB	CS	OBP	SLG	E
2015	DSL Padres (R)	.123	48	155	28	19	2	1	0	8	1	2	9	26	80	12	3	.281	.148	20
2016	DSL Padres (R)	.232	53	185	19	43	7	0	2	30	3	3	2	16	45	4	3	.296	.303	9
2017	DSL Padres (R)	.204	64	201	30	41	6	1	2	14	0	2	3	46	57	5	1	.357	.274	24
Minor League Totals		.190	165	541	77	103	15	2	4	52	4	7	14	88	182	21	7	.315	.248	53

## SANTANA, YEISON RAFAEL INF

HT: 5-11 WT: 170 B/T: R/R HOMETOWN: Azua, Dominican Republic  
 BORN: December 7, 2000 in Azua, Dominican Republic OPENING DAY AGE: 17  
 HOW ACQUIRED: Signed as an International free agent: July 2, 2017  
 SIGNED BY: Felix Feliz and Ysrael Rojas (Padres)

SCOUTING & PLAYER DEVELOPMENT





# SCOUTING & PLAYER DEVELOPMENT

## SANTOS, ANGEL RAFAEL OF

HT: 6-4 WT: 170 B/T: L/R HOMETOWN: La Vega, DR  
 BORN: January 13, 1996 in La Vega, DR OPENING DAY AGE: 22  
 HOW ACQUIRED: Signed as a non-drafted free agent; February 5, 2015  
 SIGNED BY: Chris Kemp (Padres)

YR	CLUB	AVG	G	AB	R	H	2B	3B	HR	RBI	SH	SF	HP	BB	SO	SB	CS	OBP	SLG	E
2015	DSL Padres (R)	.254	44	134	20	34	2	2	0	11	5	0	2	19	40	18	4	.355	.299	4
2016	DSL Padres (R)	.259	44	135	24	35	6	3	0	11	3	0	1	35	43	17	3	.415	.348	9
2017	AZL Padres (R)	.310	35	87	23	27	2	2	6	16	0	1	0	15	31	9	1	.408	.586	1
Minor League Totals		.270	123	356	67	96	10	7	6	38	8	1	3	69	114	44	8	.392	.388	14

## SCHLICHTHOLZ, FRED C. LHP

HT: 6-3 WT: 215 B/T: R/L HOMETOWN: Coronado, CA  
 BORN: September 18, 1995 in Chula Vista, CA OPENING DAY AGE: 22  
 HIGH SCHOOL: Coronado High School (CA) COLLEGE: Fresno State (CA)  
 HOW ACQUIRED: Signed as a 13th-round selection in the 2017 First-Year Player Draft

YR	CLUB	W-L	ERA	G	GS	CG	SHO	SV	IP	H	R	ER	HR	HB	BB	SO	WP	BK	AVG
2017	Tri-City (A)	4-2	0.81	16	0	0	0	2	22.1	16	6	2	0	0	9	23	0	0	.200

## SCHOLTENS, JESSE MARTIN RHP

HT: 6-4 WT: 230 B/T: R/R HOMETOWN: Fairfield, CA  
 BORN: April 6, 1994 in Fairfield, CA OPENING DAY AGE: 23  
 HIGH SCHOOL: Angelo Rodriguez High School (CA) COLLEGE: Wright State University (OH)  
 HOW ACQUIRED: Signed as a ninth-round selection in the 2016 First-Year Player Draft  
 SIGNED BY: Matt Maloney (Padres)

YR	CLUB	W-L	ERA	G	GS	CG	SHO	SV	IP	H	R	ER	HR	HB	BB	SO	WP	BK	AVG
2016	Lake Elsinore (A)	0-0	0.00	1	1	0	0	0	4.2	4	2	0	0	0	1	2	0	0	.235
	Fort Wayne (A)	0-0	3.00	1	0	0	0	0	3.0	3	1	1	0	0	0	1	1	0	.250
	Tri-City (A)	0-1	1.65	17	0	0	0	4	27.1	26	6	5	0	0	6	36	1	0	.248
2017	Fort Wayne (A)	1-2	2.45	6	6	0	0	0	36.2	29	11	10	2	1	9	37	1	0	.223
	Lake Elsinore (A)	6-7	3.98	19	18	1	0	0	110.2	124	52	49	10	5	24	86	10	0	.283
Minor League Totals		7-10	3.21	44	25	1	0	4	182.1	186	72	65	12	6	40	162	13	0	.285

## SCHULZ, NICHOLAS SCOTT (NICK) OF

HT: 6-3 WT: 210 B/T: R/R HOMETOWN: Mountain View, CA  
 BORN: May 3, 1994 in Mountain View, CA OPENING DAY AGE: 26  
 HIGH SCHOOL: St. Francis High School (CA) COLLEGE: San Jose State University  
 HOW ACQUIRED: Signed as a non-drafted free agent; April 30, 2014  
 SIGNED BY: Randy Johnson (Padres)

YR	CLUB	AVG	G	AB	R	H	2B	3B	HR	RBI	SH	SF	HP	BB	SO	SB	CS	OBP	SLG	E
2014	Eugene (A)	.167	12	48	6	8	2	0	1	5	0	0	0	4	13	0	0	.231	.271	0
	Fort Wayne (A)	.341	49	176	30	60	8	2	8	30	2	0	2	11	47	1	1	.386	.545	0
2015	Lake Elsinore (A)	.238	122	453	66	108	26	2	12	48	0	3	4	67	112	2	6	.340	.384	2
2016	San Antonio (AA)	.282	106	393	41	111	23	1	10	50	1	0	9	43	101	5	4	.366	.422	0
	Lake Elsinore (A)	.231	13	39	2	9	2	0	0	2	0	0	0	4	3	0	1	.302	.282	0
2017	El Paso (AAA)	.182	29	88	13	16	2	1	4	8	0	1	1	8	20	1	0	.255	.364	0
	San Antonio (AA)	.251	88	311	36	78	17	1	14	41	0	2	6	44	96	7	4	.353	.447	0
Minor League Totals		.259	419	1508	194	390	80	7	49	184	3	6	22	181	392	16	16	.345	.418	2

## SEAGLE, CHANDLER C

HT: 6-0 WT: 190 B/T: R/R HOMETOWN: New Bern, NC  
 BORN: May 23, 1996 in New Bern, NC OPENING DAY AGE: 21  
 HIGH SCHOOL: New Bern High School (NC) COLLEGE: Appalachian State (NC)  
 HOW ACQUIRED: Signed as a 30th-round draft pick in the 2017 First-Year Player Draft  
 SIGNED BY: Nick Brannon (Padres)

YR	CLUB	AVG	G	AB	R	H	2B	3B	HR	RBI	SH	SF	HP	BB	SO	SB	CS	OBP	SLG	E
2017	Fort Wayne (A)	.148	10	27	1	4	1	0	0	4	0	1	0	0	12	0	0	.143	.185	2
	Tri-City (A)	.229	24	83	7	19	4	0	1	8	1	0	4	6	21	1	1	.312	.313	0
Minor League Totals		.209	34	110	8	23	5	0	1	12	1	1	4	6	33	1	1	.273	.282	2

## SEXTON, DANIEL LHP

HT: 6-0 WT: 195 B/T: R/L HOMETOWN: Pataskala, OH  
 BORN: June 30, 1995 in Pataskala, OH OPENING DAY AGE: 22  
 HIGH SCHOOL: Watkins Memorial High School (OH) COLLEGE: Wright State (OH)  
 HOW ACQUIRED: Signed as a non-drafted free agent, June 23, 2017

YR	CLUB	W-L	ERA	G	GS	CG	SHO	SV	IP	H	R	ER	HR	HB	BB	SO	WP	BK	AVG
2017	AZL Padres (R)	1-3	6.75	13	2	0	0	0	30.2	36	31	23	2	2	11	35	2	0	.279

## SHECKLER, BENJAMIN (BEN) LHP

HT: 6-8 WT: 240 B/T: L/L HOMETOWN: Sparta, MI  
 BORN: May 12, 1995 in Sparta, Michigan OPENING DAY AGE: 22  
 HIGH SCHOOL: Sparta High School (MI) COLLEGE: Cornerstone University (MI)  
 HOW ACQUIRED: Signed as an eighth-round selection in the 2016 First-Year Player Draft  
 SIGNED BY: Matt Maloney (Padres)  
 CAREER NOTES: 2017: Earned the Northwest League ERA title (2.60)...Northwest League Post-Season All-Star

YR	CLUB	W-L	ERA	G	GS	CG	SHO	SV	IP	H	R	ER	HR	HB	BB	SO	WP	BK	AVG
2016	Tri-City (A)	0-1	2.25	2	0	0	0	0	4.0	2	2	1	1	0	1	4	0	0	.167
	AZL Padres (R)	1-2	4.25	16	2	0	0	2	29.2	33	17	14	1	4	12	25	3	0	.280
2017	Fort Wayne (A)	2-3	5.63	13	0	0	0	1	24.0	31	19	15	1	1	11	34	5	0	.295
	Tri-City (A)	3-3	2.6	13	12	0	0	0	72.2	70	32	21	2	3	19	60	4	0	.248
Minor League Totals		6-9	3.52	44	14	0	0	3	130.1	136	70	51	5	8	43	123	12	0	.263

# SCOUTING & PLAYER DEVELOPMENT

## SIMMONS, SETH TYLER RHP

HT: 5-9 WT: 170 B/T: R/R HOMETOWN: Winston-Salem, NC  
 BORN: June 14, 1988 in Winston-Salem, NC OPENING DAY AGE: 29  
 HIGH SCHOOL: Calvary Baptist Day School (NC) COLLEGE: East Carolina University (NC)  
 HOW ACQUIRED: Signed as a minor league free agent: May 24, 2016  
 CAREER NOTES: 2016: Earned Texas League Pitcher of the Week honors for San Antonio for the week ending in August 21. 2014: Named Southern League Pitcher of the Week for Mobile for the week ending in August 18. 2011: Originally signed with ARI as a 40th-round selection in the 2011 Draft.

YR	CLUB	W-L	ERA	G	GS	CG	SHO	SV	IP	H	R	ER	HR	HB	BB	SO	WP	BK	AVG
2011	Missoula (R)	2-2	4.04	26	0	0	0	1	35.2	27	20	16	4	1	20	61	9	0	.205
2012	Visalia (A)	0-2	6.94	9	0	0	0	0	11.2	13	10	9	3	0	4	18	3	0	.277
	South Bend (A)	4-3	1.76	37	0	0	0	1	66.1	44	15	13	2	6	35	80	8	0	.195
2013	Visalia (A)	6-2	2.44	55	0	0	0	1	73.2	48	23	20	8	3	30	106	3	0	.185
2014	Mobile (AA)	1-1	1.51	35	0	0	0	2	47.2	28	10	8	1	1	18	60	3	0	.168
	Visalia (A)	2-2	6.08	13	0	0	0	1	13.1	16	10	9	3	0	9	18	1	0	.302
2015	Reno (AAA)	3-3	3.27	32	0	0	0	0	44.0	42	16	16	4	1	18	46	1	0	.247
	Mobile (AA)	3-0	2.59	21	0	0	0	1	31.1	15	9	9	0	0	11	41	3	0	.143
2016	Reno (AAA)	0-0	8.56	7	0	0	0	0	13.2	19	13	13	2	0	5	10	1	0	.333
	Mobile (AA)	2-0	1.54	7	0	0	0	0	11.2	8	2	2	1	0	3	10	0	0	.195
	San Antonio (AA)	3-4	2.35	20	15	0	0	0	95.2	72	27	25	9	1	29	88	3	0	.207
2017									Did not play - Injured										
Minor League Totals		26-19	2.83	262	15	0	0	7	444.2	332	155	140	37	13	182	538	35	0	.207

## SIMON, HARRISON RHP

HT: 6-4 WT: 210 B/T: R/R HOMETOWN: Los Angeles, CA  
 BORN: July 21, 1995 in Malibu, CA OPENING DAY AGE: 22  
 HIGH SCHOOL: Palisades Charter High School (CA) COLLEGE: Loyola Marymount (CA)  
 HOW ACQUIRED: Signed as a 24th-round selection in the 2017 First-Year Player Draft  
 SIGNED BY: Jeff Stevens (Padres)

## SKENDER, ETHAN MICHAEL INF

HT: 5-11 WT: 175 B/T: R/R HOMETOWN: Metamora, IL  
 BORN: December 22, 1996 in Metamora, IL OPENING DAY AGE: 21  
 HIGH SCHOOL: Metamora Township High School (IL) COLLEGE: State College of Florida  
 HOW ACQUIRED: Signed as a 28th-round selection in the 2016 First-Year Player Draft  
 SIGNED BY: Chris Kelly (Padres)

## SMITH, AUSTIN NATHANIEL RHP

HT: 6-4 WT: 220 B/T: R/R HOMETOWN: Boynton Beach, FL  
 BORN: July 9, 1996 in Boynton Beach, FL OPENING DAY AGE: 21  
 HIGH SCHOOL: Park Vista High School (FL)  
 HOW ACQUIRED: Signed as a second-round selection in the 2015 First-Year Player Draft  
 SIGNED BY: Willie Bosque (Padres)  
 CAREER NOTES: 2016: Named the No. 9 prospect in the Padres organization by *Baseball America* heading into the 2016 season.

YR	CLUB	W-L	ERA	G	GS	CG	SHO	SV	IP	H	R	ER	HR	HB	BB	SO	WP	BK	AVG
2015	AZL Padres (R)	0-3	7.94	9	9	0	0	0	17.0	27	16	15	0	2	9	11	1	0	.375
2016	Fort Wayne (A)	4-6	5.26	25	15	0	0	1	90.2	104	60	53	6	3	46	63	5	3	.294
2017	Fort Wayne (A)	2-3	6.64	11	8	0	0	0	39.1	36	31	29	1	4	28	33	4	1	.242
	Tri-City (A)	1-0	5.14	19	0	0	0	2	21.0	20	14	12	2	3	11	24	6	0	.260
Minor League Totals		7-12	5.84	64	32	0	0	3	168.0	187	121	109	9	12	94	131	16	4	.287

## SMITH, JEREMY RHP

HT: 6-1 WT: 195 B/T: R/R HOMETOWN: Houston, TX  
 BORN: December 23, 1993 in Houston, TX OPENING DAY AGE: 24  
 COLLEGE: Southwestern Oklahoma State (OK)  
 HOW ACQUIRED: Signed as a 38th-round selection in the 2017 First-Year Player Draft  
 SIGNED BY: Stephen Moritz (Padres)

YR	CLUB	W-L	ERA	G	GS	CG	SHO	SV	IP	H	R	ER	HR	HB	BB	SO	WP	BK	AVG
2017	AZL Padres 2 (R)	1-1	2.89	12	0	0	0	1	18.2	12	8	6	0	0	8	26	2	0	.185

## STEVENS, RIVER KENTON INF

HT: 6-0 WT: 185 B/T: L/R HOMETOWN: Escondido, CA  
 BORN: January 10, 1992 in Fountain Valley, CA OPENING DAY AGE: 26  
 HIGH SCHOOL: Mission Hills High School (CA) COLLEGE: Allan Hancock College (CA)  
 HOW ACQUIRED: Signed as a ninth-round selection in the 2012 First-Year Player Draft  
 SIGNED BY: Brent Mayne (Padres)

YR	CLUB	AVG	G	AB	R	H	2B	3B	HR	RBI	SH	SF	HP	BB	SO	SB	CS	OBP	SLG	E
2012	Eugene (A)	.241	49	170	23	41	7	0	0	17	4	0	0	15	22	3	2	.303	.282	13
2013									Did not play											
2014	Fort Wayne (A)	.248	26	101	14	25	1	2	1	9	0	1	0	4	13	2	0	.274	.327	13
	Lake Elsinore (A)	.150	7	20	1	3	0	0	0	0	0	0	3	4	0	0	0	.261	.150	1
	Eugene (A)	.267	24	86	12	23	4	0	0	10	1	1	3	7	16	7	2	.340	.314	4
2015	Lake Elsinore (A)	.297	41	158	16	47	5	0	0	14	4	0	3	8	28	13	1	.343	.329	13
	AZL Padres (R)	.333	1	3	0	1	0	0	0	0	0	1	1	1	0	0	0	.600	.333	0
2016	San Antonio (AA)	.232	78	276	32	64	6	2	4	26	5	5	3	19	53	5	3	.284	.312	6
	Lake Elsinore (A)	.240	31	100	10	24	9	0	2	10	0	1	0	7	18	1	2	.287	.390	2
	Fort Wayne (A)	.286	7	21	7	6	2	0	2	3	4	0	1	1	3	4	0	.348	.667	0
2017	El Paso (AAA)	.417	5	12	3	5	1	0	0	2	0	0	1	1	2	0	0	.500	.500	3
	San Antonio (AA)	.215	43	149	16	32	7	1	0	9	4	1	1	12	29	0	2	.276	.275	8
	Lake Elsinore (A)	.287	23	94	13	27	3	1	1	9	0	0	0	9	11	2	1	.350	.372	1
Minor League Totals		.250	335	1190	147	298	45	6	10	109	22	9	13	87	200	37	13	.306	.324	64

SCOUTING & PLAYER DEVELOPMENT



# SCOUTING & PLAYER DEVELOPMENT

## STILLMAN, WILLIAM OSTER (WILL) RHP

HT: 6-4      WT: 175      B/T: R/R      HOMETOWN: Matthew, NC  
 BORN: November 2, 1993 in Matthew, NC      OPENING DAY AGE: 24  
 HIGH SCHOOL: Charlotte Christian School (NC)      COLLEGE: Wofford College (SC)  
 HOW ACQUIRED: Signed as a sixth-round selection in the 2016 First-Year Player Draft  
 SIGNED BY: Nick Brannon (Padres)

YR	CLUB	W-L	ERA	G	GS	CG	SHO	SV	IP	H	R	ER	HR	HB	BB	SO	WP	BK	AVG
2016	Fort Wayne (A)	0-0	5.54	7	0	0	0	0	13.0	14	8	8	0	1	9	15	4	0	.286
	Tri-City	2-0	0.61	11	0	0	0	0	14.2	4	1	1	0	0	6	17	0	0	.083
2017	Fort Wayne (A)	1-2	8.27	5	3	0	0	0	16.1	19	15	15	4	2	9	20	3	1	.292
	Tri-City (A)	2-4	5.85	8	8	0	0	0	32.1	38	22	21	4	5	10	43	5	1	.286
Minor League Totals		5-6	5.31	31	11	0	0	0	76.1	75	46	45	8	8	34	95	12	2	.254

## SUAREZ, LUIS ALBERTO RHP

HT: 6-2      WT: 205      B/T: R/R      HOMETOWN: Cumana, Venezuela  
 BORN: June 21, 1999 in Cumana, Venezuela      OPENING DAY AGE: 18  
 HOW ACQUIRED: Signed as an International free agent: September 26, 2016  
 SIGNED BY: Yfrain Linares (Padres)

YR	CLUB	W-L	ERA	G	GS	CG	SHO	SV	IP	H	R	ER	HR	HB	BB	SO	WP	BK	AVG
2017	DSL Padres (R)	0-2	7.11	7	0	0	0	0	6.1	5	8	5	0	1	5	4	3	0	.200

## SUNG, WEN-HUA RHP

HT: 6-1      WT: 220      B/T: R/R      HOMETOWN: Taitung, Taiwan  
 BORN: September 2, 1996 in Taitung, Taiwan      OPENING DAY AGE: 21  
 HOW ACQUIRED: Signed as an International free agent: July 3, 2016  
 SIGNED BY: Acey Kohrogi (Padres)

## SUWINSKI, JACK WILLIAM OF

HT: 6-2      WT: 200      B/T: L/L      HOMETOWN: Chicago, IL  
 BORN: July 29, 1998 in Chicago, IL      OPENING DAY AGE: 19  
 HIGH SCHOOL: Taft High School (IL)  
 HOW ACQUIRED: Signed as a 15th-round selection in the 2016 First-Year Player Draft  
 SIGNED BY: Trey Hoerner (Padres)

YR	CLUB	AVG	G	AB	R	H	2B	3B	HR	RBI	SH	SF	HP	BB	SO	SB	CS	OBP	SLG	E
2016	AZL Padres (R)	.241	30	108	12	26	5	0	0	10	0	1	2	12	19	3	0	.325	.287	3
2017	Fort Wayne (A)	.227	125	462	64	105	21	4	9	41	2	4	9	55	139	6	5	.319	.348	7
Minor League Totals		.230	155	570	76	131	26	4	9	51	2	5	11	67	158	9	5	.320	.337	10

## TACCOLINI, DOMINIC NICHOLAS RHP

HT: 6-0      WT: 230      B/T: R/R      HOMETOWN: Sugar Land, TX  
 BORN: September 28, 1994 in Sugar Land, TX      OPENING DAY AGE: 23  
 HIGH SCHOOL: Kempner High School (TX)      COLLEGE: Arkansas University  
 HOW ACQUIRED: Signed as a 10th-round selection in the 2017 First-Year Player Draft  
 SIGNED BY: Stephen Moritz (Padres)

YR	CLUB	W-L	ERA	G	GS	CG	SHO	SV	IP	H	R	ER	HR	HB	BB	SO	WP	BK	AVG
2017	AZL Padres (R)	0-1	12.71	5	0	0	0	0	5.2	7	10	8	1	1	5	9	3	0	.269

## TANSEL, DEION MICHAEL INF

HT: 5-8      WT: 155      B/T: R/R      HOMETOWN: Grand Rapids, OF  
 BORN: June 4, 1994 in Toledo, OH      OPENING DAY AGE: 23  
 HIGH SCHOOL: Anthony Wayne High School (OH)      COLLEGE: University of Toledo (OH)  
 HOW ACQUIRED: From TB in exchange for 3B Ryan Schimpf: December 12, 2017

YR	CLUB	AVG	G	AB	R	H	2B	3B	HR	RBI	SH	SF	HP	BB	SO	SB	CS	OBP	SLG	E
2016	GCL Rays (R)	.271	21	70	8	19	4	0	0	6	1	0	6	4	3	1	2	.363	.329	3
	Princeton (R)	.314	11	35	6	11	2	0	1	4	1	0	1	1	3	0	0	.351	.457	2
2017	Hudson Valley (A)	.277	53	191	23	53	11	2	3	33	0	2	7	11	21	7	2	.336	.403	9
Minor League Totals		.280	85	296	37	83	17	2	4	43	2	2	14	16	27	8	4	.345	.392	14

## THOMPSON, MASON LANE RHP

HT: 6-7      WT: 186      B/T: R/R      HOMETOWN: Round Rock, TX  
 BORN: February 20, 1998 in Round Rock, TX      OPENING DAY AGE: 20  
 HIGH SCHOOL: Round Rock High School (TX)  
 HOW ACQUIRED: Signed as a third-round selection in the 2016 First-Year Player Draft  
 SIGNED BY: Matt Schaffner (Padres)

YR	CLUB	W-L	ERA	G	GS	CG	SHO	SV	IP	H	R	ER	HR	HB	BB	SO	WP	BK	AVG
2016	AZL Padres (R)	0-0	2.25	5	5	0	0	0	12.0	8	3	3	0	2	5	12	2	0	.186
2017	Fort Wayne (A)	2-4	4.67	7	7	0	0	0	27.0	23	17	14	2	1	12	28	2	0	.237
Minor League Totals		2-4	3.92	12	12	0	0	0	39.0	31	20	17	2	3	17	40	4	0	.221

## TORRES, BRYAN DAVID INF

HT: 5-8      WT: 145      B/T: R/R      HOMETOWN: Venezuela  
 BORN: December 11, 1999 in Venezuela      OPENING DAY AGE: 18  
 HOW ACQUIRED: Signed as an International free agent: July 2, 2016  
 SIGNED BY: Yfrain Linares and Luis Prieto (Padres)

YR	CLUB	AVG	G	AB	R	H	2B	3B	HR	RBI	SH	SF	HP	BB	SO	SB	CS	OBP	SLG	E
2017	DSL Padres (R)	.228	68	246	42	56	10	1	1	26	4	8	3	41	31	2	5	.336	.289	20

# SCOUTING & PLAYER DEVELOPMENT

## TORRES, ELIAS RHP

**HT:** 6-1 **WT:** 176 **B/T:** R/R **HOMETOWN:** Matas, Dominican Republic  
**BORN:** February 22, 1992 in Matas, Dominican Republic **OPENING DAY AGE:** 20  
**HOW ACQUIRED:** Signed by the Padres as a minor league free agent, May 27, 2017  
**CAREER NOTES:** 2011: Originally signed with TB as an international free agent, December 13, 2011.

YR	CLUB	AVG	G	AB	R	H	2B	3B	HR	RBI	SH	SF	HP	BB	SO	SB	CS	OBP	SLG	E
2012	DSL Tampa Bay (R)	.273	44	154	26	42	29	1	7	60	2	4	2	19	108	23	14	.352	.377	3
2013	Princeton (R)	.256	41	133	19	34	11	0	2	18	2	1	5	9	28	4	3	.324	.383	3
2014	Hudson Valley (A)	.270	17	63	6	17	1	1	0	1	1	1	0	5	11	8	2	.324	.317	2
	Bowling Green (A)	.261	42	142	13	37	10	0	2	17	1	0	1	14	56	10	2	.312	.356	0
2015 <span style="float: right;">Did not play - Injured</span>																				
Minor League Totals		.264	144	492	64	130	29	1	7	60	6	6	8	42	23	14	.264	.370	.698	8

YR	CLUB	W-L	ERA	G	GS	CG	SHO	SV	IP	H	R	ER	HR	HB	BB	SO	WP	BK	AVG
2016	Hudson Valley (A)	0-1	2.00	6	0	0	0	0	9.0	3	3	2	0	0	6	10	1	0	.107
	Bowling Green (A)	1-1	1.42	12	0	0	0	0	19.0	8	4	3	0	1	18	26	4	0	.125
2017	Bowling Green (A)	1-2	6.06	11	0	0	0	1	16.1	13	11	11	0	3	10	20	3	0	.213
	Tri-City (A)	3-0	5.14	18	0	0	0	0	21.0	24	16	12	1	2	10	35	2	1	.273
Minor League Totals		5-4	3.86	47	0	0	0	1	65.1	48	34	28	1	6	44	91	10	1	.199

## TORRES, NICK CAWLEY OF

**HT:** 6-1 **WT:** 220 **B/T:** R/R **HOMETOWN:** Lakewood, CA  
**BORN:** June 30, 1993 in Lakewood, CA **OPENING DAY AGE:** 24  
**HIGH SCHOOL:** Lakewood High School (CA) **COLLEGE:** Cal Poly San Luis Obispo  
**HOW ACQUIRED:** Signed as a fourth-round selection in the 2014 First-Year Player Draft  
**SIGNED BY:** Brent Mayne (Padres)

**CAREER NOTES:** 2016: Named a Texas League Mid-Season All-Star...earned Texas League Player of the Week honors for the week ending in June 5. 2015: Named a Midwest League Mid-Season and Post-Season All-Star.

YR	CLUB	AVG	G	AB	R	H	2B	3B	HR	RBI	SH	SF	HP	BB	SO	SB	CS	OBP	SLG	E
2014	AZL Padres (R)	.000	1	1	1	0	0	0	0	0	0	0	0	1	0	0	0	.500	.000	0
	Eugene (A)	.254	43	169	20	43	11	0	3	23	0	0	2	7	42	2	2	.292	.373	1
2015	Fort Wayne (A)	.326	77	288	45	94	29	2	2	40	0	5	9	18	52	4	1	.378	.462	0
	Lake Elsinore (A)	.275	52	211	21	58	15	2	3	30	0	3	5	9	45	5	1	.316	.408	3
2016	El Paso (AAA)	.308	36	130	15	40	8	0	6	18	1	0	2	5	35	0	2	.343	.508	0
	San Antonio (AA)	.282	93	373	40	105	28	2	6	40	0	1	6	16	96	10	4	.321	.416	3
2017	San Antonio (AA)	.277	119	437	59	121	16	1	11	61	0	2	4	24	108	3	5	.319	.394	5
Minor League Totals		.287	421	1609	201	461	107	7	31	212	1	11	28	80	378	24	15	.329	.420	12

## TORRES, WILMER ARMANDO RHP

**HT:** 6-3 **WT:** 190 **B/T:** R/R **HOMETOWN:** Nirgua, Venezuela  
**BORN:** May 31, 1996 in Bejuma, Venezuela **OPENING DAY AGE:** 21  
**HOW ACQUIRED:** Signed as a non-drafted free agent, February 18, 2015  
**SIGNED BY:** Yfrain Linares (Padres)  
**CAREER NOTES:** 2016: Named an Arizona Fall League Post-Season All-Star.

YR	CLUB	W-L	ERA	G	GS	CG	SHO	SV	IP	H	R	ER	HR	HB	BB	SO	WP	BK	AVG
2015	DSL Padres (R)	1-0	0.66	5	2	0	0	0	13.2	6	1	1	0	1	4	11	1	0	.133
2016	AZL Padres (R)	1-0	2.49	20	0	0	0	9	21.2	15	6	6	0	2	13	27	3	0	.195
2017	Lake Elsinore (A)	1-0	0.00	1	0	0	0	0	1.0	0	0	0	0	0	0	1	0	0	.000
	San Antonio (AA)	1-0	0.00	1	0	0	0	0	2.0	2	0	0	0	0	0	3	0	0	.286
	Fort Wayne (A)	3-2	3.71	18	0	0	0	2	26.2	22	13	11	2	1	14	21	2	0	.218
	Tri-City (A)	0-0	2.45	4	0	0	0	0	3.2	4	2	1	0	0	4	1	0	0	.286
Minor League Totals		7-2	2.49	49	2	0	0	11	68.2	49	22	19	2	4	35	64	6	0	.198

## TOVAR, DANNY JOSE OF

**HT:** 5-11 **WT:** 180 **B/T:** L/L **HOMETOWN:** Barquisimeto, Venezuela  
**BORN:** November 2, 1998 in Barquisimeto, Venezuela **OPENING DAY AGE:** 19  
**HOW ACQUIRED:** Signed as a non-drafted free agent, October 8, 2015  
**SIGNED BY:** Victor Magdaleno (Padres)

YR	CLUB	AVG	G	AB	R	H	2B	3B	HR	RBI	SH	SF	HP	BB	SO	SB	CS	OBP	SLG	E
2016	DSL Padres (R)	.287	40	101	15	29	5	1	1	9	0	2	3	19	26	7	4	.408	.386	3
2017	DSL Padres (R)	.266	51	158	20	42	6	2	2	18	3	0	1	29	41	5	1	.383	.367	2
Minor League Totals		.274	91	259	35	71	11	3	3	27	3	2	4	48	67	12	5	.393	.375	5

## VALDEZ, DAURIS RHP

**HT:** 6-8 **WT:** 221 **B/T:** R/R **HOMETOWN:** Bani, DR  
**BORN:** October 22, 1995 in Bani, DR **OPENING DAY AGE:** 22  
**HOW ACQUIRED:** Signed as a International free agent, February 12, 2016

YR	CLUB	W-L	ERA	G	GS	CG	SHO	SV	IP	H	R	ER	HR	HB	BB	SO	WP	BK	AVG
2016	DSL Padres (R)	4-3	3.51	14	9	0	0	0	56.1	50	29	22	1	6	14	56	11	4	.238
2017	Tri-City (A)	1-1	4.3	10	3	0	0	0	23.0	20	12	11	3	1	5	31	6	1	.233
	Fort Wayne (A)	0-1	2.38	7	0	0	0	0	11.1	7	3	3	0	0	7	14	3	0	.171
Minor League Totals		5-5	3.57	31	12	0	0	0	90.2	77	44	36	4	7	26	101	20	5	.228

## VALENZUELA, BRANDON IVAR C

**HT:** 6-0 **WT:** 170 **B/T:** S/R **HOMETOWN:** Sonora, Mexico  
**BORN:** October 2, 2000 in Sonora, Mexico **OPENING DAY AGE:** 17  
**HOW ACQUIRED:** Signed as a international free agent, July 3, 2017  
**SIGNED BY:** Bill McLaughlin and Chris Kemp (Padres)

SCOUTING & PLAYER DEVELOPMENT



# SCOUTING & PLAYER DEVELOPMENT

## VALENZUELA, CARLOS RODOLFO LHP

HT: 5-9 WT: 155 B/T: L/L HOMETOWN: Heroica Caborca, Sonora, Mexico  
 BORN: June 2, 2000 in Heroica Caborca, Sonora, Mexico OPENING DAY AGE: 17  
 HOW ACQUIRED: Signed as a non-drafted free agent: October 25, 2016  
 SIGNED BY: Bill McLaughlin and Emanuel Rangel (Padres)

YR	CLUB	W-L	ERA	G	GS	CG	SHO	SV	IP	H	R	ER	HR	HB	BB	SO	WP	BK	AVG
2017	DSL Padres (R)	2-4	3.86	9	9	0	0	0	44.1	45	24	19	2	2	6	30	8	0	.263

## VAN GANSEN, PETER INF

HT: 5-9 WT: 175 B/T: L/R HOMETOWN: San Fernando, CA  
 BORN: March 4, 1994 in San Fernando, CA OPENING DAY AGE: 24  
 HIGH SCHOOL: Alemany High School (CA) COLLEGE: Cal Poly San Luis Obispo  
 HOW ACQUIRED: Signed as a 12th-round selection in the 2015 First-Year Player Draft  
 SIGNED BY: Josh Emmerick (Padres)

**CAREER NOTES:** 2015: Named a Northwest League Mid-Season All-Star...named the MiLB.com Top Star of the Northwest League vs. Pioneer League All-Star Game after delivering a walk-off RBI single to give the Northwest League a 6-5 victory in 10 innings.

YR	CLUB	AVG	G	AB	R	H	2B	3B	HR	RBI	SH	SF	HP	BB	SO	SB	CS	OBP	SLG	E
2015	Tri-City (A)	.267	67	270	45	72	9	4	2	30	3	1	2	34	40	6	1	.352	.352	5
2016	Fort Wayne (A)	.237	125	459	53	109	15	2	1	31	13	4	2	54	80	1	5	.318	.285	13
2017	San Antonio (AA)	.121	10	33	0	4	0	0	0	0	0	0	0	3	8	1	1	.194	.121	0
	El Paso (AAA)	.274	21	62	12	17	4	0	0	9	0	1	0	7	17	1	0	.343	.339	3
	Lake Elsinore (A)	.242	51	182	17	44	9	2	1	25	0	2	0	15	28	1	0	.296	.330	5
	Minor League Totals	.245	274	1006	127	246	37	8	4	95	16	7	4	113	173	10	7	.321	.309	26

## VASQUEZ, JUAN MICHAEL C

HT: 5-11 WT: 180 B/T: R/R HOMETOWN: New York  
 BORN: September 7, 1999 in New York OPENING DAY AGE: 18  
 HOW ACQUIRED: Signed as an International free agent: July 2, 2016  
 SIGNED BY: Ysrael Rojas (Padres)

YR	CLUB	AVG	G	AB	R	H	2B	3B	HR	RBI	SH	SF	HP	BB	SO	SB	CS	OBP	SLG	E
2017	DSL Padres (R)	.133	12	30	1	4	1	0	0	1	0	0	0	1	7	0	0	.161	.167	1

## VELA, NOEL LHP

HT: 6-1 WT: 165 B/T: L/L HOMETOWN: Mission, TX  
 BORN: December 1, 1998 in Mission, TX OPENING DAY AGE: 19  
 HOW ACQUIRED: Signed as a 28th-round selection in the 2017 First-Year Player Draft  
 SIGNED BY: Kevin Ham (Padres)

YR	CLUB	W-L	ERA	G	GS	CG	SHO	SV	IP	H	R	ER	HR	HB	BB	SO	WP	BK	AVG
2017	AZL Padres (R)	2-0	3.46	7	0	0	0	0	13.0	6	7	5	1	0	15	18	3	0	.133

## VILLALOBOS, JANIGSON JOSE C

HT: 5-9 WT: 195 B/T: R/R HOMETOWN: Maracaibo, Venezuela  
 BORN: May 10, 1997 in Maracaibo, Venezuela OPENING DAY AGE: 20  
 HOW ACQUIRED: Signed as an International free agent: March 5, 2016  
 SIGNED BY: Victor Magdaleno (Padres)

YR	CLUB	AVG	G	AB	R	H	2B	3B	HR	RBI	SH	SF	HP	BB	SO	SB	CS	OBP	SLG	E
2016	DSL Padres (R)	.234	34	94	17	22	0	0	1	17	0	4	3	34	19	2	3	.437	.266	5
2017	AZL Padres 2 (R)	.275	27	80	12	22	7	1	0	18	0	4	0	14	23	1	0	.367	.388	5
	Minor League Totals	.253	61	174	29	44	7	1	1	35	0	8	3	48	42	3	3	.408	.322	10

## VIZCARRA, GILBERTO C

HT: 5-10 WT: 180 B/T: R/R HOMETOWN: Mexicali, Baja California, Mexico  
 BORN: March 1, 1999 in Mexicali, Baja California, Mexico OPENING DAY AGE: 19  
 HOW ACQUIRED: Signed as an International free agent: October 17, 2016  
 SIGNED BY: Bill McLaughlin and Emanuel Rangel (Padres)

YR	CLUB	AVG	G	AB	R	H	2B	3B	HR	RBI	SH	SF	HP	BB	SO	SB	CS	OBP	SLG	E
2017	DSL Padres (R)	.225	53	191	26	43	10	1	2	28	0	2	11	17	29	0	0	.321	.319	4

## WASHINGTON, JALEN C

HT: 5-11 WT: 190 B/T: R/R HOMETOWN: Twinsburg, OH  
 BORN: February 28, 1995 in Twinsburg, OH OPENING DAY AGE: 23  
 HIGH SCHOOL: Twinsburg High School (OH) COLLEGE: Ohio State (OH)  
 HOW ACQUIRED: Signed as a 29th-round draft pick in the 2017 First-Year Player Draft  
 SIGNED BY: Matt Maloney (Padres)

YR	CLUB	AVG	G	AB	R	H	2B	3B	HR	RBI	SH	SF	HP	BB	SO	SB	CS	OBP	SLG	E
2017	Tri-City (A)	.182	42	148	15	27	10	3	0	8	0	1	4	13	38	4	1	.265	.291	5

## WILLIAMS, JAQUEZ SHARIF INF

HT: 6-3 WT: 215 B/T: L/R HOMETOWN: Sharpsburg, GA  
 BORN: November 16, 1997 in Sharpsburg, GA OPENING DAY AGE: 20  
 HIGH SCHOOL: East Coweta High School (GA)  
 HOW ACQUIRED: Signed as a 18th-round selection in the 2016 First-Year Player Draft.  
 SIGNED BY: Tyler Stubblefield (Padres)

YR	CLUB	AVG	G	AB	R	H	2B	3B	HR	RBI	SH	SF	HP	BB	SO	SB	CS	OBP	SLG	E
2016	AZL Padres (R)	.169	26	89	11	15	5	2	1	12	0	0	0	9	40	0	0	.245	.303	7
2017	AZL Padres (R)	.203	43	143	21	29	7	0	6	24	0	1	4	25	52	1	0	.335	.378	4
	Minor League Totals	.190	69	232	32	44	12	2	7	36	0	1	4	34	92	1	0	.303	.349	11



# SCOUTING & PLAYER DEVELOPMENT

## YOUNG, GEORGE K. (G.K.) INF

HT: 6-1 WT: 225 B/T: L/R HOMETOWN: Conway, SC  
 BORN: October 17, 1994 in Conway, OH OPENING DAY AGE: 23  
 HIGH SCHOOL: Conway High School (SC) COLLEGE: Coastal Carolina University (SC)  
 HOW ACQUIRED: Signed as a 31st-round selection in the 2016 First-Year Player Draft.

YR	CLUB	AVG	G	AB	R	H	2B	3B	HR	RBI	SH	SF	HP	BB	SO	SB	CS	OBP	SLG	E
2016	Tri-City (A)	.209	47	177	13	37	8	0	4	22	0	3	1	21	63	1	0	.292	.322	7
2017	Fort Wayne (A)	.241	91	324	34	78	13	3	11	47	0	1	1	29	104	1	0	.304	.401	10
Minor League Totals		.230	138	501	47	115	21	3	15	69	0	4	2	50	167	2	0	.300	.373	17

## ZIMMERMAN, MARK RHP

HT: 6-0 WT: 195 B/T: L/R HOMETOWN: Akron, OH  
 BORN: March 29, 1994 in Akron, Ohio OPENING DAY AGE: 24  
 HIGH SCHOOL: Green High School (OH) COLLEGE: Baldwin-Wallace University (OH)  
 HOW ACQUIRED: Signed as a 33rd-round selection in the 2016 First-Year Player Draft  
 SIGNED BY: Matt Maloney (Padres)

YR	CLUB	W-L	ERA	G	GS	CG	SHO	SV	IP	H	R	ER	HR	HB	BB	SO	WP	BK	AVG
2016	Lake Elsinore (A)	0-0	2.20	12	0	0	0	1	16.1	12	6	4	2	1	4	14	1	0	.200
	Tri-City (A)	1-2	0.86	10	0	0	0	0	21.0	15	4	2	0	2	4	31	5	0	.197
2017	Fort Wayne (A)	0-2	4.89	24	0	0	0	1	42.1	45	30	23	2	5	22	52	5	1	.274
	Tri-City (A)	1-0	0.69	11	0	0	0	1	13.0	4	1	1	0	0	3	23	0	0	.098
Minor League Totals		2-4	2.91	57	0	0	0	3	92.2	76	41	30	4	8	33	120	11	1	.223

## ZUNICA, BRADLEY LAWRENCE INF

HT: 6-6 WT: 254 B/T: L/R HOMETOWN: Bradenton, FL  
 BORN: October 21, 1995 in Harvey, IL OPENING DAY AGE: 22  
 HIGH SCHOOL: Lakewood Ranch High School (FL) COLLEGE: State College of Florida, Manatee-Sarasota  
 HOW ACQUIRED: Signed as a 15th-round selection in the 2015 First-Year Player Draft  
 SIGNED BY: Chris Kelly (Padres)

CAREER NOTES: 2017: MiLB.com Organizational All-Star. MISC: Also attended the University of Miami as a freshman in 2014.

YR	CLUB	AVG	G	AB	R	H	2B	3B	HR	RBI	SH	SF	HP	BB	SO	SB	CS	OBP	SLG	E
2015	AZL Padres (R)	.271	35	129	21	35	8	0	7	24	0	0	1	10	40	0	1	.329	.496	5
2016	Fort Wayne (A)	.242	110	401	48	97	22	0	14	61	0	3	6	25	156	0	0	.294	.401	12
2017	Fort Wayne (A)	.250	84	276	44	69	16	0	18	51	0	4	7	43	102	1	1	.361	.504	9
Minor League Totals		.249	229	806	113	201	46	0	39	136	0	7	14	78	298	1	2	.324	.452	26





NATIONAL UNIVERSITY

Sycuan

ARCO

Sycuan

396

UC San Diego Health

part

LAS VEGAS



TM

MISCELLENEOUS





# PETCO PARK INFORMATION



**OPENING DAY:** April 8, 2004

**PETCO PARK ADDRESS:** 19 Tony Gwynn Drive...the Padres announced the address during post-game ceremonies honoring "Mr. Padre," Tony Gwynn, following the last game of his 20-year playing career on October 7, 2001...the frontage road between Park Blvd. and Seventh Avenue was officially renamed Tony Gwynn Drive on March 11, 2004.

**OFFICE ADDRESS:** 100 Park Blvd., San Diego, CA 92101

**OWNERSHIP:** Owned 70 percent by the City of San Diego and 30 percent by the San Diego Padres for 30 years (through 2034), and 100 percent by the City thereafter.

**BALLPARK OPERATOR:** San Diego Padres Baseball Club, under a Joint Use & Management Agreement (JUMA) with City of San Diego.

**NAMING RIGHTS SPONSOR:** Petco Animal Supplies, Inc., San Diego, CA.

**CAPACITY:** 40,209 fixed seats, plus ADA accessible seating, ticking for numerous group/social spaces, and additional "Park Passes" that provide access to standing room locations throughout the ballpark and lawn seating in the Park at the Park.

**SECURITY:** Prior to the 2015 season, as part of a Major League Baseball initiative to strengthen and standardize security practices across the League, CEIA walk-through metal detectors were installed at all Petco Park entry gates and access points. In addition to pre-existing bag checks prior to entry, all guests must now be screened prior to entering the ballpark, with no exceptions.

**PLAYING SURFACE:** Bandera Bermuda overseeded with Ryegrass.

**FIELD DIMENSIONS:** Prior to the 2013 season, the Padres altered the dimensions of Petco Park. From the right field porch to the right center gap, the wall was moved in 11 feet, and at the deepest point in left center field, the fence was moved in from 402 feet to 390 feet. After the 2014 season, the club improved the left field seating area and in doing so, brought in the left field and left center field wall four feet.

**Left-Field Foul Line:** 336 feet

**Left-Center:** 386 feet

**Straightaway Center Field:** 396 feet

**Right-Center:** 391 feet

**Right-Field Foul Line:** 322 feet

**OUTFIELD FENCES:** Five feet tall from the Down the Line Suite presented by AMR in the corner of the Western Metal Supply Co. Building to the left field wall...seven feet tall from the left-field wall to the door that leads to the Padres bullpen at which point it increases to eight feet tall to the right side of the batter's eye. Prior to the 2016 season, the wall in front of the Sun Diego Beach and the Craft Pier presented by Ballast Point was reduced from seven feet, ten inches tall to five feet, two inches tall. At the right field wall, it goes back to eight feet tall for the 140-foot length of the wall and LED display...the fence tapers down to seven feet, six inches tall along the side of the trapezoid that forms the Home Run Porch in right field...remains at seven

## HIGH-DEF MAKEOVER

- New for the 2018 season, a second HD video board was added in upper right field. Manufactured by Daktronics, the new 55.2' by 31.2' (1722.24 sq. ft.) video board uses 13mm HD product that boasts a max 11,000 nits, allowing for optimal viewing during bright sunny days.
- The second video board allows for mirroring of the main board in left field for replays, features and crowd shots, as well as independent operation and unique content.
- Prior to the 2016 season, a new LED ribbon board (3.5-foot tall by 70-foot wide) manufactured by Daktronics was installed along the fascia of the top level of The Pier in right-center field.
- Prior to the 2015 season, the Padres installed a state-of-the-art high definition video board.
- The board measures 61.2-foot tall by 123.6-foot wide, covering 7,564.32 square feet, the third-largest in Major League Baseball and the largest in the National League (Safeco Field, 56.7' x 201.5' - 11,425 sq. ft. and Kauffman Stadium, 105' x 84' - 8,820 sq. ft.).
- The video board itself, provided by Daktronics, is nearly five times the size of the previous video screen (30-feet tall by 53-feet wide; 1,590 square feet), which was in place since 2004 when Petco Park opened.
- The entire board can be run full-screen to show live action or video replays, or it can be split into sections for statistical information, graphics and animations.
- The video board's resolution is 1224x2472, with 3,025,728 total pixels.
- New LED ribbon boards accompanied the new video board spanning nearly 750 feet along the first and third base lines on the Toyota Terrace Level (3.6-foot tall), as well as on the left field grandstand fascia (7.5 feet tall by 130-foot wide).
- Sony also provided a state-of-the-art HD control room, including in-house production, broadcast and entertainment systems.

feet, six inches tall along the front of the Home Run Porch, and tapers back up to 10 feet tall along the side of the trapezoid that connects to the right field foul pole (the length of the fence that forms the Home Run Porch is 15 feet, 9 inches along the side nearest to center field, 25 feet, 3 inches along the front of the Home Run Porch at the first row of seats, and 15 feet, 9 inches along the side that connects to the right field foul pole).

**LIGHTING:** Petco Park took another major step toward energy efficiency and sustainability prior to the 2016 season, with the installation of Musco's SportsCluster® LED™ system, in partnership with Cisterra Development. The Padres are the first team in the National League to install LED lighting. With specially designed optics, the new system cuts glare both inside and outside the ballpark, enhances television broadcasts and provides a stage-like atmosphere for spectators. Petco Park is now 100 percent LED.

Ten "racks," encompassing 460 light fixtures, all with 1,200-watt

# PETCO PARK INFORMATION

bulbs, except for 110, 130-watt housekeeping bulbs...the tallest light standards, which are in a vertical configuration, are atop the First Base and Third Base Towers – 205 feet above the playing field...other light standards, in a conventional horizontal configuration, are 190 feet above the field

**SIGHT LINES:** Designed to provide the best and closest views of the game in Major League Baseball, re-directed seating angles maximize sight lines for baseball and comfort...all seats down the lines are angled toward home plate, to maximize views of the field from every seat...the top two decks are built on extended, 56-foot cantilevers to bring all seats lower and closer to the field.

**SEAT SPECIFICATIONS:** Prior to the 2016 season, 222 new seats manufactured by American Seating were installed in the Lexus Home Plate Club. Fixed seats elsewhere around the ballpark are manufactured by Hussey Seating and measure 19, 20 or 21 inches in width, depending on location...all seats are Pacific Blue in color.

**PARK AT THE PARK VIDEO BOARD:** Upgraded in 2014, the video board on the back of the Batter's Eye, facing the Park at the Park, is 17-feet high by 29-feet wide.

**RIGHT FIELD LED RIBBON BOARD:** In 2013, new LED ribbon boards were added to right field...upper right field board measures 6-feet high by 192-feet wide and the right field wall board measures 7-feet high by 104-feet wide...both boards provided by Daktronics.

**AUDIO SYSTEM:** Prior to the start of the 2014 season, Daktronics installed several new distributed loudspeakers in numerous locations, replaced speakers in other areas of the park as well as completely retuned the entire sound system to provide a base level of uniform system operations...all systems are tied together using the latest state-of-the-art Digital Signal Processing Systems.

**CONCOURSE FLOORING:** Between 2014 and 2015, approximately 255,000 square feet of concourse flooring was replaced with decorative waterproof, flake flooring system manufactured by Neogard and installed locally by KTM Coating.

**DUGOUTS:** The Padres dugout is located on the first-base side and is 57 feet long by 14 feet wide...the visitors', on the third-base side, is 46 feet long by 14 feet wide...both dugouts have steps that lead to the field for half their length, and a rail on the other half.

**PROTECTIVE NETTING:** The Padres extended the protective netting prior to this season, separating spectators behind home plate and down the foul lines from the field of play. The netting, manufactured by Promats® Athletics, features the latest technology to minimize the appearance of the net and provide an optimal viewing experience, while maintaining high safety standards. The netting was extended to the end of Section 116 in left field and Section 115 in right field, surpassing the suggested guidelines by MLB. The netting will reach a maximum height of 24-feet before tapering down the foul lines and will be attached to both dugout tops, as well as the walls along the warning track.

**BULLPENS:** The Padres bullpen in left field is 87' 8" long by 27' 8" wide, and elevated 3' 6" above field level...the visitors' bullpen was re-located from the field before the 2013 season...is now tiered behind the home bullpen, elevated another 3' 6". It is 80' 11" long and 27' wide. The visiting team pitches east to west, while the home team pitches west to east. Each bullpen has a separate entrance to the playing field.

**BATTER'S EYE:** Background for batters in center field is painted Pacific Blue, except for the side facing the Park at the Park, which is covered with green ivy...the structure houses an equipment storage room on the Field Level and "The Batter's Eye Porch," a pre- and post-game and special event area 30 feet high by 80 feet long in the Park at the Park...above this is a security command post and a 10-foot rotational sign that provides a solid background when batters are at home plate and offsets rotating panels between innings.

**RETIRED NUMBERS:** Prior to the 2016 season, Padres retired numbers were relocated from the top of the batter's eye to a more prominent location inside Home Plate Plaza, where fans can see them up close and take photos with them. In addition, retired numbers are now positioned on the upper deck façade behind home plate, above the Jerry Coleman Broadcast Center and adjacent press box. The numbers -- No. 6, Steve Garvey; No. 19, Tony Gwynn; No. 31, Dave Winfield; No. 35, Randy Jones; No. 51, Trevor Hoffman; No. 42, Jackie Robinson (retired throughout Major League Baseball in 1997) -- are flanked by the players' first and last name in white -- the start of a Padres' ring of honor around the upper deck.

## PADRES HALL OF FAME

- The Padres Hall of Fame presented by Sony, showcasing the history of the San Diego Padres and baseball in San Diego, opened at Petco Park on July 1, 2016. Located on K Street just inside the Gaslamp Gate, the Padres Hall of Fame features a five-panel media wall, an 80-foot-long, in-depth timeline, a state-of-the-art 4K interactive theater, and historical memorabilia throughout. The centerpiece of the space is 13 two-sided illuminated panels dedicated to each current member of the Padres Hall of Fame. The panels depict imagery of these legendary Padres, while telling the story of their career highlights and personal achievements.

## TEAM CLUBHOUSE FACILITIES

- Clubhouses are located on the Field Level, with direct access to the dugouts and service corridor.
- The home clubhouse is approximately 16,500 square feet, including a 3,560 square foot locker room with 40 cubicles (4 feet wide), configured in a circle...the home clubhouse includes a 240 square foot video coaching area located near the home (first base) dugout, with access from inside and outside the clubhouse...other facilities include a 7,580 square foot, fully-equipped weight and exercise room, dry sauna, hydrotherapy room, player lounge and kitchen, manager's office, coaches' locker room, rehab room, medical facilities, offices, laundry, media interview room and storage.
- The visitors' clubhouse is approximately 8,990 square feet, including a 2,140 square foot locker room with 40 cubicles, training room, manager's office, coaches' locker room, weight and exercise room, player lounge and kitchen, laundry and storage.
- Internal batting and pitching tunnels (two for the home team, one for the visiting team) are located on the Service Level with access to the clubhouses and are fully-equipped, including cameras for video recording...tunnels are sized to accommodate two batters and/or two pitchers.
- Views to the home batting tunnel are available from the Lexus Home Plate Club through one-way glass so club patrons can observe players at work.
- Other facilities include an auxiliary locker room (approximately 2,040 square feet), with an operable partition, the umpires' locker room (approximately 910 square feet), a home team family waiting room, a visiting team family waiting room and a greenroom/VIP dressing room.

**SEATING DECKS:** Three (Field Level, Toyota Terrace Level, Upper Deck).

**PARK AT THE PARK:** A landscaped park of 2.8 acres beyond the outfield fence, featuring a video board on the back of the Batter's Eye, Picnic Hill (gently sloped area for lawn seating with views of the game and video board), "tot lot" play area, children's baseball diamond and portable concessions.

- Petco Park is the first Major League ballpark since Forbes Field in Pittsburgh (closed in 1970) to have a park adjacent to the outfield...The Park at the Park is a ticketed area and vital part of the baseball experience on game days, including admission to conveniences and amenities of the seating bowl with a Park Pass during ticketed events...it functions as a special events venue when there is no game and as a neighborhood park daily.

**WESTERN METAL SUPPLY CO. BUILDING:** The historic brick warehouse that housed the Western Metal Supply Company, which dates to 1909 and has ties to the Old West, was renovated and incorporated into the ballpark, with the left-field foul pole attached to its southeastern corner...the building holds the Padres Majestic Team Store on the first floor, 12 party suites (available on an individual game basis) on the second and third floors, a restaurant with terrace dining on the fourth floor, and another restaurant and group space on the rooftop, 80 feet above field level.

**WI-FI:** Introduced in 2012, the Padres provide wireless internet access to fans at Petco Park in partnership with Verizon.

## OTHER UNIQUE FEATURES

- In 2016, the Padres unveiled a two-level social space in right-center field inspired by San Diego's beach lifestyle, featuring





# PETCO PARK INFORMATION

pilings and decking constructed from environmentally friendly recycled composite wood. The lower level, the Sun Diego Beach, is utilized as a group space, while the upper level, The Craft Pier presented by Ballast Point, is a multi-use area. In total, the space accommodates nearly 600 people in a standing room only capacity. The space was constructed in the location previously occupied by The Beachers seating area and The Beach play area. As part of the design, the children's sand play area was preserved and relocated to a space along K Street, further removed from the playing field and safe from balls in play. Partners on this project were San Diego-based architecture firm Larimer Design and Clark Construction.

- 2015's left field renovation project included the debut of several new social spaces and seating areas, including The Landing presented by Estrella Jalisco, a private 300-person group space immediately below the video board and the Down the Line Suite presented by AMR on the ground floor of the Western Metal Supply Co. Building. Also introduced in 2015 was the Hideaway presented by Deep Eddy Vodka down the left field line on the Toyota Terrace level.
- The On-Deck Suite, introduced in 2014, is an eight-person suite next to the visitor's dugout, giving fans an unprecedented view of the action... closer to the batter's box than the pitcher on the mound is.
- The T-Mobile Home Run Deck, created in 2013, is nestled just beyond the wall in right field and houses 56 seats.
- Unveiled in 2016, The Barkyard presented by Petco consists of six semi-private, premium dog-friendly box seats in Petco Park's left-center field, available for every Padres home game. Each of the six boxes in The Barkyard can accommodate up to four people and two dogs. The Barkyard features a designated entrance from K Street in the Park at the Park, a check-in area staffed by a Petco brand ambassador, and a watering station near check-in. A Padres pet concierge is on-hand to escort fans and their dogs to and from The Barkyard. Conveniently located just a short walk from the designated Pet Relief Area in the Park at the Park, The Barkyard is tailored to a dog's needs. Each box offers umbrellas to protect dogs from the sun and specially selected easy-to-clean artificial turf that does not retain heat, to ensure every pup's paws stay cool.
- Picnic Terraces, to the left of the Batter's Eye, have tiered picnic tables and are intended primarily as a group sales area.
- Palm Court Plaza, with 13 palm trees and 13,588 bricks, of which 10,842 are personalized, commemorative bricks.
- Omni San Diego Hotel and The Metropolitan (36 luxury condominiums on the top 11 floors of the hotel) connected to the main concourse by a pedestrian skybridge.
- The audio and video graphics to celebrate Padres players' home runs at Petco Park have a distinct military and nautical flavor. The sound of a ship's horn is an actual recording of the horn of the Navy's USS Ronald Reagan (CVN-76) nuclear aircraft carrier, which was formerly home-ported in San Diego. To accompany the horn, fireworks blast from the top of the video board during night games.

## ARCHITECTURAL FEATURES

- Seating bowl "fractured" by first base and third base Towers housing vertical light standards and other elements to create distinctive "seating neighborhoods."
- First base and third base Garden Buildings house concession areas, premium seating club membership lounges, offices, restrooms and other programming elements usually housed inside a ballpark.
- Spacious concourses and terraces afford outstanding views of San Diego Bay, Coronado Bay Bridge, downtown skyline, Pacific sunsets, glimpses of Balboa Park and mountains to the east.

## LANDSCAPE

- Entire ballpark is designed and landscaped to "be a garden."
- Landscape includes plants inside as well as outside, vines and flowering vegetation spilling over bridges, walkways and trellises.
- Wall of flowing water at Home Plate Plaza captures the spirit of San Diego's casual, coastal lifestyle.
- Garden Buildings feature bougainvillea and colorful planters. Jacaranda trees line the main entrance, Home Plate Plaza features coral trees at the top of the staircase and palms, and Palm Court Plaza features signature palm trees.

## MORE THAN A BALLPARK

In addition to serving as the home of the Padres, Petco Park also hosts concerts, special events and other sporting events. In October 2017, it hosted the third annual nine-hole golf event The Links at Petco Park in partnership with Callaway Golf. The venue transitioned into an outdoor hoops arena in 2015 for the Bill Walton Basketball Festival, featuring a week of community events, tournaments and high school games, culminating in the SDSU vs. USD men's basketball game. In early 2017, the park welcomed monster trucks and dirt bikes back, as host of Monster Jam and Monster Energy Supercross. The inaugural World Baseball Classic semi-finals and final were played at Petco Park in 2006, with the site playing host to second-round games in 2009 and again in 2017. Petco Park has hosted the 2014 Davis Cup, The USA SEVENS Rugby tournament, and international soccer matches including the Tijuana Xolos. Petco Park also serves as a year-round concert venue, having hosted The Rolling Stones (November 2005 and May 2015), Madonna (November 2008) Sir Paul McCartney (September 2014), Taylor Swift (August 2015), Billy Joel (May 2016), and most recently, Metallica (August 2017). In September 2018, The Eagles, Zac Brown Band, Journey and Def Leppard will all play Petco Park.

- Park at the Park features landscaped lawn, flowering trees, shrubs, gardens with perennials and annuals selected to bloom in sequence throughout the year, and plantings that evoke the gardens of Balboa Park and the flower fields of Carlsbad.
- Landscape and vegetation selected to be "water-wise," low allergenic, and environmentally responsible, requiring minimal use of pesticides and toxic chemicals.

**ENVIRONMENTAL FEATURES:** An agreement with the Environmental Health Coalition comprehensively addressed issues of air and water quality, urban runoff, removal of hazardous materials, and use of pesticides and toxic chemicals in the construction and operation of the ballpark... progressive recycling and waste management programs also help make Petco Park one of the greenest ballparks in Major League Baseball.

**GOING SOLAR:** Prior to the 2018 season, the Padres and Petco Park continued their efforts as industry leaders in energy sustainability with the installation of a 336,520-watt Sullivan Solar Power system. The project consists of 716 high-efficiency, 470-watt solar modules and will generate 330 kilowatts of solar power, enough to power the entire Padres front office. The solar power system installed at Petco Park will serve as the largest solar power system in Major League Baseball.

**CONCESSIONAIRE/FOOD SERVICE AND RETAIL PROVIDER:** Delaware North Companies' Sportservice Corporation.

**PADRES MAJESTIC TEAM STORE:** On the ground floor of the Western Metal Supply Co. Building, with entrances from Seventh Ave. and Palm Court Plaza.

### ENTRANCE/EXIT GATES:

- Home Plate Plaza at Park Blvd. and Tony Gwynn Drive
- Palm Court Plaza at Gaslamp Gate, Seventh Ave. and K St.
- East Village Gate at 10th Avenue and K Street
- Park Boulevard Gate at 10th Avenue
- Downtown Gate to Park at the Park at Eighth Ave. and J St.
- Balboa Gate to Park at the Park at Ninth Avenue and J St.

### POINTS OF ENTRY: 44

**TICKET WINDOWS:** 38 total – 31 open to the street and seven internal

- Home Plate Plaza: 18 windows, street level, shaded
- Western Metal Building: nine windows, all open to street
- Right Field Grandstand: six windows, four open to street, two to concourse
- The Mercado: three windows, advance sales, open to Main Concourse
- First Base Tower: two windows, advance sales and Padres Ticket Office


### ACCESSIBILITY:

- At least 1% of all fixed seats are semi-ambulant, and at least 1% is reserved for wheelchair and companion with removable arm seats.
- Wheelchair and companion seating is available in all seating categories, dispersed proportionately throughout the three seating levels, and equally distributed in areas exposed to the sun and in shade.
- All concession stands are accessible.

# PETCO PARK INFORMATION

## MR. PADRE

The nine-foot, 1,200-pound bronze likeness of "Mr. Padre" was unveiled at the Park at the Park prior to the Padres-Phillies game on July 21, 2007 as part of "Tribute to Tony Weekend," honoring the 2007 National Baseball Hall of Fame inductee. The statue was molded by sculptor William Behrens, whose artistic credits include a statue of Willie Mays at San Francisco's AT&T Park. The statue and surrounding plaza includes bricks with personalized messages from fans to Gwynn.



- All restrooms are equipped with accessible water closets.
- All ramps and elevators were designed to exceed federal and state requirements for people with disabilities.

**ARCHITECTS:** HOK Sport+Venue+Event, Kansas City, MO, Executive Architect. (Joseph E. Spear, AIA, Senior Principal).

Antoine Predock Architect, Albuquerque, NM, Design Architect

Spurlock Poirier, San Diego, CA, Landscape Architect. (Andrew J. Spurlock, Principal)

ROMA Design Group, San Francisco, CA, Master Plan Architect, Ballpark District. (Boris Dramov, President)

Heritage Architecture & Planning, San Diego, CA, Restoration Architect (Milford Wayne Donaldson, AIA, Principal)

**DEVELOPMENT MANAGER:** Hines, Houston, TX. (Rick Vogel, Vice President, Project Manager).

**GENERAL CONTRACTOR:** San Diego Ballpark Builders – A Joint Venture of Clark Construction Group, Inc., Roel Construction Company, and Douglas

## THE COLONEL

On September 15, 2012, the Padres honored the late Jerry Coleman's 70 years in baseball and 40 with the Padres with a pregame ceremony at Petco Park, during which the club unveiled a bronze statue of Coleman at the ballpark, which stands 7.5' tall, weighs 650 lbs. and depicts Coleman in the uniform he wore as a pilot in the Marine Corps. San Diego Mayor Jerry Sanders proclaimed the day "Jerry Coleman Day."



e. barnhart, inc. (Officer In Charge: Alan Petrusek, Senior Vice President, Clark Construction. Project Executive: Jim McLamb, Vice President, Clark Construction).

**BALLPARK CONSTRUCTION COST:** \$298 million

**BALLPARK PROJECT COST:** \$474 million, including land assemblage, infrastructure work, and implementation agreement obligations.

**BALLPARK DISTRICT:** 26 blocks bordered by Market Street to the north, Harbor Drive and Sixth Avenue to the west, 12th Avenue to the east, and Imperial Avenue to the south.

**HISTORIC RESOURCES:** In addition to the Western Metal Supply Co. Building, several other historic resources in the Ballpark District are being preserved in accordance with a 1999 Settlement Agreement between the National Trust for Historic Preservation, the Save Our Heritage Organization (SOHO), the Padres, the City of San Diego, the Centre City Development Corporation and JMI Realty...Schieffer & Sons Warehouse on J Street and Showley Brothers Candy Factory (Bumble Bee Foods), parts of Levi Wholesale Grocery Building (Kvaas Construction), and Wellman Peck Warehouse (TR Produce) on the north side of J Street are to be preserved and adaptively re-used.

## PETCO PARK FIRSTS

**FIRST GAME:** April 8, 2004 vs. San Francisco

**ATTENDANCE:** 41,400 (sellout)

**FIRST PITCH:** 7:08 pm PDT

**TEMPERATURE:** 64 degrees

**PADRES STARTING LINEUP:** 3B Sean Burroughs, 2B Mark Loretta, RF Brian Giles, 1B Phil Nevin, LF Ryan Klesko, CF Jay Payton, C Ramon Hernandez, SS Khalil Greene, P David Wells

**BATTER:** Giants 2B Ray Durham

**HIT:** Padres RF Brian Giles single to center in the bottom of the 1st

**RUN:** Padres SS Khalil Greene in the bottom of the 3rd

**SINGLE:** Giles in the 1st

**DOUBLE:** Padres 3B Sean Burroughs in the bottom of the 3rd

**TRIPLE:** Giles in the bottom of the 4th on April 11, 2004 vs. SF

**HOME RUN:** Giants CF Marquis Grissom in the top of the 10th

**PADRES HOME RUN:** Padres 2B Mark Loretta in the bottom of the 1st on April 15, 2004 vs. the LAD

**RBI:** Burroughs in the bottom of the 3rd

**STOLEN BASE:** Padres P Adam Eaton and 3B Burroughs double steal in the bottom of the 7th on April 13 vs. LAD

**STRIKEOUT:** Padres CF Jay Payton in the bottom of the 2nd

**WALK:** Giles in the bottom of the 3rd

**ERROR:** Giants 2B Durham in the bottom of the 4th on April 11, 2004

**PITCH:** Padres David Wells (called strike)

**WINNING PITCHER:** Padres Eddie Oropesa

**LOSING PITCHER:** Giants Matt Herges

**SAVE:** Padres Trevor Hoffman on April 10, 2004 vs. SF

**DAY GAME:** April 18, 2004 vs. ARI

**NON-MLB EVENT:** University of Houston vs. San Diego State on March 11, 2004

**CONCERT:** The Rolling Stones on November 11, 2005

\* Firsts are from April 8, 2004 unless noted.



Wayne Partello  
SVP, Chief Marketing Officer



Craig Hughner  
Director, Communications



Danny Sanchez  
Manager, Communications



Darren Feeney  
Manager, Media Relations



Vanessa Dominguez  
Coordinator, Communications



J.P. Nolan  
Coordinator, Media Relations

## MEDIA GUIDELINES

**CREDENTIALS:** Media credentials are only issued to working members of the media and are non-transferable. The Padres shall issue full-season credentials to those media members who will cover the club on a regular basis throughout the season. Credentials will be issued on a game-by-game basis to members of the media who expect to cover the team periodically throughout the season. Credentials provide access to areas of Petco Park as designated on each individual credential. Any unauthorized use of a credential shall result in confiscation of the credential and ejection from Petco Park.

Credential requests can be made online at <https://credentials.mlb.com> no later than 24 hours before the requested date. All questions and inquiries regarding credentials should be directed to the Padres Communications office at [credential@padres.com](mailto:credential@padres.com).

Credentials may be picked up at the Media window within Home Plate Plaza beginning four hours before game time.

**PARKING:** Media parking is available on a limited basis in the Lexus Premier surface lot and MTS Garage on the corner of Park Boulevard and Imperial Avenue, conveniently located near the VIP/Media Gate. Please contact the Padres Communications Department to arrange for parking passes that provide complimentary admission to a parking lot.

**CLUBHOUSE ACCESS:** The Padres clubhouse opens only to media with approved credentials. The clubhouse will be open for a period of at least one hour before each game, typically around three and one-half hours before game time but earlier on days with early batting practice. Please check with the Padres communications department for timing. The clubhouse will always close once the team takes the field for batting practice. No still photographers will be granted pre-game clubhouse access. While clubhouses are closed, approved media may access the field and dugouts through the tunnel located alongside the press elevator behind homeplate. Following all games, the clubhouse opens no later than 10 minutes after the final out.

The Padres clubhouse is located on the first base side and the visitors clubhouse on the third base side. Access to the visiting clubhouse shall be regulated by the visiting club.

The Padres clubhouse may be closed at any time at the discretion of the manager or a club Communications representative.

All non-BBWWA credential holders must sign in before entering the clubhouse. As per Major League Baseball guidelines, the umpires' dressing room is off limits to the media.

**FIELD ACCESS:** Members of the media whose credentials provide for field access are asked to be respectful of players and coaches who are preparing for a game, and, for their own safety, to remain in foul territory, between first and third base at all times. Members of the media are asked to refrain from conducting interviews during stretch and batting practice. No one under the age of 18 is permitted on the field.

**PRESS BOX:** The Petco Park press box is located on the Toyota Terrace Club Level. To access the press box from the service level, please take the press elevator to the Toyota Terrace Club Level.

Press box seating is available to accredited members of the working media on assignment only. Credentialed members of the media without an assigned press box seat may sit at any unassigned location in the top row of the press box. The Padres ask for the cooperation of the media in maintaining a professional working environment. Cheering, rooting or clapping of any kind for either team in the press box shall result in credential revocation and ejection from the ballpark.

**GAME INFORMATION:** Statistics and game notes for both clubs are made available in the press box and on [PadresPressBox.com](http://PadresPressBox.com) at least two hours prior to game time. Starting lineups are distributed as soon as they are available from both teams. Following the game, post-game notes, official boxscores, play-by-play reports and updated statistics will be made available approximately 10 minutes after the final out.

**WIRELESS INTERNET:** Complimentary Wireless Internet access is available in the press box. Contact the Communications Department for details or view signage in the press box area.

**INTERVIEW REQUESTS:** Requests to interview Padres players or coaches should be made through the Communications Department at least one day in advance.

**AUTOGRAPHS/PHOTOS PROHIBITED:** All credentialed members of the media are prohibited from requesting autographs, equipment or photos from players AT ALL TIMES. Any violation of these guidelines will result in immediate revocation of the credential and could bar future use.

**PHONE USAGE/LIVE TRANSMISSIONS:** The use of cellular phones, including text messaging, is prohibited in the dugout and in both clubhouses. Live transmissions are permitted from Petco Park by non-rightsholders prior to and after every game telecast.

## BASEBALL WRITERS' ASSOCIATION OF AMERICA SAN DIEGO CHAPTER

Scott Miller  
(Chairman)  
Bleacher Report

Jay Posner  
UT San Diego

Kevin Acee  
UT San Diego

Dennis Lin  
The Athletic

Bernie Wilson  
(Vice Chairman)  
Associated Press

Jeff Sanders  
UT San Diego

Kirk Kenney  
UT San Diego

Bryce Miller  
UT San Diego

John Maffei  
(Secretary/Treasurer)  
UT San Diego

AJ Cassavell  
MLB.com

Kazumi Gillespie  
At-Large

### LIFETIME MEMBERS

Nick Canepa Bill Center Gary Hyvonen Tom Krasovic



# SAN DIEGO

FOX Sports San Diego enters its seventh season as telecast partner with the San Diego Padres and will televise approximately 160 games during the 2018 regular season. Don Orsillo returns for television play-by-play duties, alongside former Padres starting pitcher, Mark Grant. Also returning to the FOX Sports San Diego team in 2018 is sideline reporter, and former big-league pitcher, Bob Scanlan. Originating live from Petco Park and on the road, "Padres Live" returns to provide unmatched access to the Padres. Hosted by Mike Pomeranz, with expert analysis from Mark Sweeney, the 30-minute pre-game and full post-game coverage, is a true extension of the game that keeps Padres fans entertained and informed. Live event coverage of the Padres on FOX Sports San Diego

will also feature the Dyno-Cam super slow-mo camera system to create opportunities for analysts to share perspective and expertise with an up-to-the-moment illustration. Also returning this season, Fox Vision will complement the traditional game coverage by helping to breakdown plays throughout the game as it provides 3D replays and virtual enhancements. In addition to game-day coverage, FOX Sports San Diego will deliver two weekly shows including "Padres POV" every Friday and "Inside San Diego Sports" on Tuesday nights. FOX Sports San Diego can be seen locally in San Diego on AT&T U-verse channels 776 and 1776 (HD), COX channels 56 and 1056 (HD), DIRECTV channel 694, DISH channel 408 and Spectrum channel 322. For complete sports news, provocative opinions, telecast schedules and updated statistics, log-on to [www.foxsportssandiego.com](http://www.foxsportssandiego.com) and follow on Twitter: @FoxSportsSD and Instagram: @FoxSportsSD and like on Facebook: [facebook.com/foxsportssandiego](https://facebook.com/foxsportssandiego).

After switching over to broadcast in FM for the first time in the team's history last season, the San Diego Padres will make the move up the dial to FM 97.3, which will now serve as the club's English flagship station. All Padres regular-season games will be broadcast live on FM 97.3 with Ted Leitner and Jesse Agler providing the play-by-play and color commentary along with analysis from Tony Gwynn Jr. FM 97.3 is the home to expanded one hour pre and post-game shows this season, with all podcasts and digital content on [padresradio.com](http://padresradio.com).



All regular-season Padres games will air live in Spanish on XEMO 860 AM, which is in its 16th season as the club's Spanish flagship station. Eduardo Ortega returns for his 32nd season calling Padres games and will be joined again by Carlos Hernandez, who returns for his sixth season, to provide the play-by-play and color commentary in 2018.





## TED LEITNER

2018 marks Ted Leitner's 39th season behind the microphone for "My Padres."

Now in his 41st year broadcasting in San Diego, Leitner is also the voice of San Diego State University Aztecs football and basketball.

Leitner spent 25 years (1978-2002) as sports anchor for KFMB-TV (CBS 8) in San Diego.

Leitner's previous play-by-play credits include the National Football League's San Diego Chargers and Philadelphia Eagles, the National Basketball Association's San Diego Clippers, the University of Oklahoma and the University of Connecticut.

Leitner studied TV and radio broadcasting at Oklahoma State University and earned his Master's degree in Radio/Television/Film from the University of Oklahoma in Norman.

A fixture in the San Diego community, he has served as master of ceremonies at several Padres events over the years, including Opening Day ceremonies, the club's annual awards dinner, Padres Hall of Fame induction ceremonies and 2012's Jerry Coleman Day, honoring Coleman's 70 years in baseball.

Leitner has six sons: twins Nicholas and Ryan, Mark, Matthew, Jordan and Teddy, a daughter, Kristin and 3 granddaughters: Scarlett, Cecily & Sofia.



## JESSE AGLER

2018 marks Jesse Agler's fifth season as a member of the Padres' broadcast team, his third as a primary voice for Padres radio broadcasts on the club's new FM station 97.3. Agler previously served as the host of Padres Social Hour, as well as the club's fill-in play-by-play announcer.

Agler joined the Padres front office in February of 2014 as director of content, a role in which he oversaw all club digital and social operations, including the integration of content for padres.com and Padres social media accounts.

Having come to San Diego by way of Miami, Agler spent four seasons as the pregame, halftime and postgame host on the Dolphins Radio Network, also calling select preseason games during that time period. In 2013, he did television play-by-play for the Dolphins' preseason games on CBS-4.

In addition to his gameday duties, Agler hosted The Finsiders, the Miami Dolphins' daily multimedia talk show, airing on radio (940-WINZ), Dolphins.com and FOX Sports Florida. He also served as host of the TV show Finsiders Final Drive, which aired weekly on FOX Sports Florida and locally in Miami on the NFL Network.

Agler began his professional career in 2005. His experience includes serving as pregame, halftime and postgame radio host for the then-Florida Marlins, the Florida Panthers and the University of Miami Hurricanes' football and basketball teams. Agler has also previously been the fill-in play-by-play announcer for the Marlins.

A graduate of the University of Miami, Agler's first job out of college was calling baseball games for the Elkhart (KS) Dusters of the Jayhawk League. Agler and his wife, Tovah, reside in San Diego with their son Jonah.



# BROADCASTERS



## DON ORSILLO

Don Orsillo made his debut as a member of the Padres' broadcast team in 2016, calling games for both television and radio broadcasts. After assuming the full-time television play-by-play duties in 2017, Orsillo returns in 2018 for his third season in San Diego.

In addition to his work for the Padres, Orsillo has called regular season games for FS1 and TBS during the 2016-17 seasons. Orsillo came to San Diego from Boston, where he spent 15 seasons with NESN as the primary play-by-play announcer for the Red Sox. While at NESN, he also hosted the weekly Red Sox Report, as well as the offseason weekly program Hot Stove Live.

In addition to his postseason experience with the Red Sox, Orsillo called MLB Division Series games on TBS from 2007 to 2013.

Orsillo's broadcasting repertoire also includes college basketball and hockey, having called both Boston College basketball games and Hockey East matches on NESN, as well as Providence College basketball games on the Big East Network/ESPN PLUS.

Orsillo's numerous accolades include two Emmy Awards for outstanding play-by-play (2003 and 2004) and two New England Sports Best Play-by-Play awards (2014 and 2015). He was named Massachusetts Sportscaster of the year in 2005.

Through his role with the Red Sox, Orsillo has appeared in a number of motion pictures, including 2013's *The Heat*, 2010's *The Town* and 2005's *Fever Pitch*.

A graduate of Northeastern University, Orsillo began his broadcasting career in minor league baseball, calling games for the Pittsfield Mets (1991-92), Binghamton Mets (1993-95), and Pawtucket Red Sox (1996-2000). He also has previously called minor league hockey (Springfield Indians/Falcons 1991-96).

Orsillo has two daughters: Sydney, 17, and Madison, 15. He and his wife Kathy reside in Coronado.



## MARK GRANT

Mark Grant returns to FOX Sports San Diego in 2018 for his 23rd season as color analyst for Padres television broadcasts.

No stranger to San Diego baseball, Grant pitched for the Padres from 1987-90. Originally selected by the San Francisco Giants with the 10th pick in the first round of the 1981 Draft out of Joliet (IL) Catholic High School, he played parts of eight Major League seasons with San Francisco, San Diego, Atlanta, Seattle, Houston and Colorado. Grant went 22-32 with eight saves and a 4.31 ERA in 233 games (58 starts). He recorded a career-high eight wins and posted a 3.33 ERA for the Padres in 1989.

Grant began his broadcasting career at KFMB Radio in 1994 as a sports anchor and talk show host. After retiring from baseball in 1995, he provided analysis of Prime Sports' Padres broadcasts in 1996, then joined Channel 4 San Diego upon its inception in 1997. In 2012, he was part of the on-air team that helped launch the new regional sports network FOX Sports San Diego.

Grant is active in the community, where he works with the Down Syndrome Association of San Diego and has been associated with the Cystic Fibrosis Foundation of San Diego since 1987. Additionally, he serves as a spokesperson for St. Madeleine Sophie's Center in El Cajon, a vocational and educational center for developmentally disabled adults.

Grant and his wife, Mary, reside in Alpine with their daughter, Alexis, and two sons, Andrew and Aidan.



## TONY GWYNN JR.

Tony Gwynn Jr. returns for his second season as part of the Padres' broadcast team in 2018 after returning to San Diego prior to the 2017 season. Gwynn Jr. will once again serve as both an analyst for FOX Sports San Diego and select Padres radio broadcasts.

Son of legendary "Mr. Padre", Gwynn Jr. played for the Padres from 2009-10. Originally selected by the Milwaukee Brewers in the 2nd round of the June 2003 draft out of San Diego State, he played parts of eight Major League seasons with Milwaukee, San Diego, Los Angeles and Philadelphia. Gwynn Jr. batted a career .238 (381-for-1,600) with 48 doubles, 23 triples, seven home runs, 98 RBI and 192 runs scored in 685 games played.

Gwynn Jr. began his broadcasting career in 2016 after joining the broadcast team for the Dodgers' postgame show on AM 570 LA Sports Radio. He currently resides in San Diego with his wife, Alyse, their son Trey, and three daughters, Makayla, Jordan and Leighton.



## EDUARDO ORTEGA

Eduardo Ortega, the Spanish-language voice of the Padres, will be calling Padres games for the 32nd season in 2018, his 38th year in the broadcasting business. Ortega does play-by-play for both Spanish radio (XEMO) and Spanish television (FOX Deportes) broadcasts.

One of the most highly regarded Spanish-language sports broadcasters in the business, Ortega has broadcast in the postseason since 1993 for various outlets, including CBS Hispanic Radio Network, Cadena Caracol, LBC Radio Network and ESPN Deportes radio.

He has called 18 MLB All-Star Games, 23 World Series and five no-hitters. Milestones Ortega has called include Tony Gwynn's and Ricky Henderson's 3,000th hits, Randy

Johnson's 4,000th strikeout, Mark McGwire's 500th homerun, Barry Bonds' 700th and 755th home runs, Trevor Hoffman's breaking of the all-time saves record, Hoffman's 500th career save, Greg Maddux's 350th victory, both cycles in Padres history and four of San Diego's five division titles.

Ortega handled the play-by-play worldwide telecasts of the Caribbean Series for Galavision and Fox Sports for 12 seasons and was the lead Spanish play-by-play voice for the World Baseball Classic in 2006, 2009, 2013 and 2017.

In addition to his time with the Padres, Ortega served one season (1991) as the voice of the San Francisco Giants, four years as play-by-play announcer for the Tijuana Potros of the Mexican-Pacific Winter League, two seasons broadcasting for Tijuana's team in the northern Sonora Double-A Summer League, and one year as the voice of the Cotton Growers of Torreon, in the Mexican Summer League. Since 2005, he has been the radio voice of the Mexicali Aguilas in the Liga Mexicana del Pacifico, and starting in 2015, on the national cable television network Megacable.

In 2015, Ortega was inducted into the Hispanic Heritage Baseball Museum Hall of Fame. Prior to that, in 2012, he was inducted into the Tijuana Sports Hall of Fame. He also was honored in 2004 by the Tijuana sports media with a Career Achievement Award, and the Mexican Federation of Sportscasters celebrated his 25th anniversary in broadcasting and his multiple contributions to the industry.

In addition, Ortega was named Sportscaster of the Year by the Sportswriters Association of Tijuana in 1997, Sports Ambassador of Tijuana by the city's mayor in 1998, the Broadcasting Award by ACDN (National Sports Writers of Nicaragua) in 2012 and more recently, the 2017 Abelardo Raidi Career Achievement Award, named after the pioneer and founder of AIPS American, a worldwide sports media organization.

Ortega is a Tijuana native and a long-time San Diego resident.



## CARLOS HERNANDEZ

In 2018, Carlos Hernández enters his seventh season as the main Padres color analyst on FOX Deportes, following a Major League playing career that spanned 11 seasons with the Los Angeles Dodgers (1990-96), San Diego Padres (1997-2000) and St. Louis Cardinals (2000).

Signed by the Dodgers as a free agent in 1984, Hernández became the second Venezuelan catcher in MLB history, following Bo Díaz. He made his Major League debut in 1990 with the Los Angeles Dodgers. A highly skilled defensive player, Hernández spent his Dodgers career (1990-96) mainly as a back-up catcher to Mike Scioscia and Mike Piazza, appearing in 230 games, with 133 starts. He signed with the Padres as a free agent and in his first full season as a regular catch for the organization, Hernández batted .262 with 9 home

runs and 52 RBI in 129 games played.

Hernández finished his career batting .253 (315-1244) with 24 home runs, 141 RBI, 102 runs, 51 doubles, one triple and one stolen base in 488 games played. In 22 postseason games, he hit .299 (20-67) with one home run and two RBI.

In 2004, Hernández successfully led the Toros de Tijuana to the playoffs as manager of the Mexican Summer League team.

Hernández returned to the Padres organization in 2005, serving as the club's catching coordinator until 2007. He served as manager of the prestigious Leones del Caracas Venezuelan Winter League club from 2006-08 and was the catching coordinator for the Arizona Diamondbacks from 2010-13.



## PEDRO GUTIÉRREZ

Pedro Gutiérrez enters his 5th season as a Spanish Broadcaster for the Padres in 2018. Gutiérrez hosts the Padres' Spanish pregame and postgame show for the entire 162 game schedule, as well as handles fill-in play-by-play duties on both Spanish radio (XEMO) and Spanish television (FOX Deportes) broadcasts.

During his career, Gutiérrez has spent five seasons in the Mexican Winter League with the Águilas de Mexicali doing play-by-play for Megacable, the largest cable network provider in the country. He also previously served as producer for Spanish radio broadcasts for Padres for six years spanning from 2006 until 2012.

Prior to joining the Padres, Gutiérrez served for two years as the director of media relations for the Mexican Pacific League, coordinating all aspects of the league's communication platform. In his two years there, he was part of two Caribbean Series championships won by Mexico's representing team.

Gutiérrez is a Tijuana native and resides there with his wife Ericka. The two are expecting their first child in May.





# SPRING TRAINING



The Padres begin preparations for the 2018 season in Peoria, Ariz. for their 25th Spring Training at the Peoria Sports Complex. The complex, located 20 miles northwest of downtown Phoenix, serves as the spring home for both the Padres and the Seattle Mariners. It is the premier Cactus League venue on the west side of Phoenix providing easy access from the 101 Loop and is within walking distance to Peoria's P83 entertainment district featuring shopping, dining and entertainment.

The Peoria Sports Complex provides separate state of the art facilities for both clubs with both the Padres and Mariners clubhouses receiving over a combined 31 million dollars in renovations prior to the 2014 season. Each team's facility has six full fields, two-half fields for infield and base running drills, a bunting field, four covered batting tunnels and eight open air batting tunnels. Each team's clubhouse is over 55,000 square feet and includes administrative offices, full service kitchens and cafeterias, weight and training rooms and media workrooms.

Peoria Stadium also underwent large LED and audio system upgrades prior to the 2017 season including:

- New 2,100 square foot LED display, the largest in baseball's Cactus and Grapefruit Leagues and first to feature 13HD LED.
- New display will measure approximately 35 feet high by 61 feet wide and feature a 13HD pixel layout to provide high-resolution imagery.
- Upgraded audio system includes fully-distributed sound, providing full-range sound reproduction for a powerful audio experience.

Other transformations implemented at Peoria Stadium prior to the 2014 season include:

- New 2,400 square foot team store along with renovated entrance gates and administrative offices.
- New fixed seats with cup holders as well as new seats along the first and third baselines and field level seating behind home plate
- The Colonnade, a new group space down the third base line was installed in 2016 featuring an upscale catering menu, TV's, private restrooms, full bar and viewing patio for groups of up to 200
- New outfield pavilion in left field to accommodate groups of 20-300 as well as widened pedestrian walkway around the outfield
- Accessible seating platforms added as well as an ADA accessible ramp to the stadium field
- Public restroom upgrades
- Infrastructure upgrades to water, fiber and information technology

The working press box at Peoria Stadium has space for 35 writers and five separate broadcast booths. To reserve broadcast booth space, please contact the Padres Media Relations Department at (619) 795-5295.





# SPRING TRAINING

## PEORIA SPORTS COMPLEX

8131 W. Paradise Lane  
Peoria, AZ 85382  
(623) 486-7000

Owner ..... City of Peoria  
First Game ..... Padres vs. Mariners, March 2, 1994  
Seating Capacity ..... 12,339

Outfield Dimensions:  
Left Field Line ..... 340 ft.  
Left-Center ..... 385 ft.  
Center Field ..... 410 ft.  
Right-Center ..... 385 ft.  
Right Field Line ..... 340 ft.

Media Relations Phone Number: (619) 795-5295  
Press Box Phone Number: (623) 773-6561

Media Relations Fax Number: (623) 486-6549  
Baseball Operations Fax Number: (623) 486-6629

### PADRES ANNUAL SPRING TRAINING RESULTS

YEAR	RECORD	ATTENDANCE	YEAR	RECORD	ATTENDANCE	YEAR	RECORD	ATTENDANCE
1969	10-15	14,987	1985	11-15	61,421	2002	18-15	83,777
1970	14-12	17,991	1986	16-14	62,103	2003	8-17-2	88,709
1971	11-14	16,540	1987	13-16	59,531	2004	11-20	77,918
1972	12-8	13,437	1988	11-16	59,485	2005	16-14	96,522
1973	6-16	13,735	1989	18-8	69,541	2006	17-11	85,443
1974	10-10	15,748	1990	12-2	23,481	2007	17-14	100,063
1975	10-10	16,462	1991	15-12	63,298	2008	12-14-4	132,361
1976	8-7	10,420	1992	13-15	63,071	2009	10-21	88,794
1977	16-10	24,279	1993	13-15	64,142	2010	18-10	79,671
1978	15-13	30,270	1994	11-18	91,011	2011	13-17-1	75,906
1979	9-11	35,180	1995	3-8-1	38,375	2012	20-16	87,962
1980	8-10	27,881	1996	20-13	75,385	2013	16-21	92,638
1981	12-13	30,972	1997	20-11	82,752	2014	11-13-6	81,212
1982	15-8	29,788	1998	19-10-3	104,995	2015	17-12-1	106,328
1983	12-13	47,000	1999	20-12-1	104,975	2016	10-21-2	95,410
1984	13-17	50,262	2000	16-14	96,359	2017	11-21	89,874
			2001	17-11	77,035	<b>Total</b>	<b>643-634-64</b>	<b>3,055,501</b>







# PETCO PARK SEATING



## SEATING SECTIONS

Field VIP	Left Field Upper Box
Premier Club	Left Field Reserved
Field Infield	Right Field Lower Box
Field Plaza	Right Field Lower Reserved
Field Box	Right Field Upper Box
Field Reserved	Right Field Upper Reserved
Field Pavilion	Upper Box Infield
Toyota Terrace VIP	Upper Box Reserved
Toyota Terrace Plaza	Upper Infield
Toyota Terrace Reserved	Upper Box Pavilion
Toyota Terrace Pavilion	Upper Reserved
Left Field Lower Box	Park At The Park
Left Field Row A & B	





# SAN DIEGO PADRES 2018 SCHEDULE

MARCH/APRIL							
SUN	MON	TUE	WED	THU	FRI	SAT	
				29 MIL 1:10	30 MIL 7:10	31 MIL 5:40	
1	2 COL 7:10	3 COL 7:10	4 COL 7:10	5 COL 12:40	6 HOU 5:10	7 HOU 4:10	
8 HOU 11:10	9 COL 5:40	10 COL 5:40	11 COL 12:10	12 SF 7:10	13 SF 7:10	14 SF 5:40	
15 SF 1:10	16 LAD 7:10	17 LAD 7:10	18 LAD 7:10	19	20 ARI 6:40	21 ARI 5:10	
22 ARI 1:10	23 COL 5:40	24 COL 5:40	25 COL 12:10	26	27 NYM 7:10	28 NYM 5:40	

JULY							
SUN	MON	TUE	WED	THU	FRI	SAT	
1 PIT 1:10	2	3 OAK 6:05	4 OAK 1:05	5 ARI 6:40	6 ARI 6:40	7 ARI 7:10	
8 ARI 1:10	9 LAD 7:10	10 LAD 7:10	11 LAD 7:10	12 LAD 7:10	13 CHC 7:10	14 CHC 7:10	
15 CHC 1:10	16 HR DERBY WASH DC	17 ASG WASH DC	18	19	20 PHI 4:05	21 PHI 4:05	
22 PHI 10:35	23 NYM 4:10	24 NYM 4:10	25 NYM 5:10	26	27 ARI 7:10	28 ARI 5:40	
29 ARI 1:10	30 SF 7:10	31 SF 1:10					

MAY							
SUN	MON	TUE	WED	THU	FRI	SAT	
29 NYM 1:10	30 SF 7:15	1 SF 7:15	2 SF 12:45	3	4 LAD 6:10	5 LAD 4:10	
6 LAD 1:10	7 WAS 7:10	8 WAS 7:10	9 WAS 6:10	10 STL 7:10	11 STL 7:10	12 STL 5:40	
13 STL 1:10	14 COL 7:10	15 COL 12:40	16	17 PIT 4:05	18 PIT 4:05	19 PIT 4:05	
20 PIT 10:35	21 WAS 4:05	22 WAS 4:05	23 WAS 1:05	24	25 LAD 7:10	26 LAD 7:10	
27 LAD 1:10	28 MIA 1:10	29 MIA 7:10	30 MIA 7:10	31 MIA 6:10			

AUGUST							
SUN	MON	TUE	WED	THU	FRI	SAT	
			1	2 CHC 5:05	3 CHC 11:20	4 CHC 1:20	
5 CHC 1:20	6	7 MIL 5:10	8 MIL 5:10	9 MIL 11:10	10 PHI 7:10	11 PHI 5:40	
12 PHI 12:40	13 LAA 7:10	14 LAA 7:10	15 LAA 5:40	16 ARI 7:10	17 ARI 7:10	18 ARI 5:40	
19 ARI 1:10	20	21 COL 5:40	22 COL 5:40	23 COL 12:10	24 LAD 7:10	25 LAD 6:10	
26 LAD 1:10	27	28 SEA 7:10	29 SEA 12:40	30 COL 7:10	31 COL 7:10	1 COL 5:40	

JUNE							
SUN	MON	TUE	WED	THU	FRI	SAT	
					1 CIN 7:10	2 CIN 5:40	
3 CIN 3:10	4 ATL 7:10	5 ATL 7:10	6 ATL 12:40	7	8 MIA 4:10	9 MIA 1:10	
10 MIA 10:10	11 STL 5:15	12 STL 5:15	13 STL 5:15	14 ATL 4:35	15 ATL 4:35	16 ATL 1:10	
17 ATL 10:35	18	19 OAK 7:10	20 OAK 12:40	21 SF 7:15	22 SF 7:15	23 SF 1:05	
24 SF 1:05	25 TEX 5:05	26 TEX 5:05	27 TEX 5:05	28	29 PIT 7:10	30 PIT 7:10	

SEPTEMBER							
SUN	MON	TUE	WED	THU	FRI	SAT	
2 COL 1:10	3 ARI 1:10	4 ARI 6:40	5	6 CIN 3:40	7 CIN 3:40	8 CIN 1:10	
9 CIN 10:10	10	11 SEA 7:10	12 SEA 3:40	13	14 TEX 7:10	15 TEX 5:40	
16 TEX 1:10	17 SF 7:10	18 SF 7:10	19 SF 6:10	20	21 LAD 7:10	22 LAD 6:10	
23 LAD 1:10	24 SF 7:15	25 SF 7:15	26 SF 7:15	27	28 ARI 7:10	29 ARI 5:40	
30 ARI 12:10							

## REGULAR SEASON

HOME GAMES - PETCO PARK      ROAD GAMES

HOME GAMES - TO BE PLAYED IN MONTERREY, MEXICO

ALL TIMES LISTED ARE PACIFIC TIME. ALL ELEMENTS OF THIS SCHEDULE ARE SUBJECT TO CHANGE.

**619.795.5555**      **PADRES.COM**      **PADRESBEISBOL.COM**

@PADRES      PADRES      FACEBOOK.COM/PADRES      PADRES